

BRINGING YOU
SUMMER
SINCE 1901
D



2019 DETROIT TIGERS
MEDIA GUIDE

\$5

Hot-N-Ready
**LARGE
CLASSIC**
PEPPERONI



Little Caesars®

**DETROIT
CLASSICS**



\$8

Hot-N-Ready 4-8PM
**DEEP!DEEP!
DISH** LARGE PEPPERONI













TABLE OF CONTENTS

FRONT OFFICE

Staff, Front Office Directory.....	6
Ownership & Baseball Operations Biographies.....	8

TIGERS IN THE COMMUNITY

Tigers in the Community.....	30
------------------------------	----

TIGERS MANAGER AND COACHING STAFF

Manager, Coaches, and Staff Biographies.....	34
--	----

TIGERS PLAYERS

Player Biographies.....	52
Tigers 2019 40-Man Roster.....	184
Tigers 2019 Non-Roster Invites.....	186
How the 2019 Tigers Were Built.....	187

2018 TIGERS SEASON REVIEW

Statistics, 2018 Tigers.....	190
Highs and Lows, 2018.....	191
Day-by-Day Results, 2018 Tigers.....	192
Fielding, 2018 Tigers.....	195
Tigers Club Statistics.....	196
Transactions, 2018 Tigers.....	198
Instant Replay Reviews, 2018.....	200

TIGERS OPPONENTS

American League Opponents.....	204
National League Opponents.....	211
Series Sweeps	
By Detroit.....	214
By Opponents.....	214

TIGERS HISTORY AND RECORDS

Year-by-Year Tigers Results.....	216
Home and Road Records, Tigers All-Time.....	217
National League, Detroit Club	
Year-by-Year Results.....	217
All-Time Roster.....	241
Won-Lost Records, by Game Number.....	218
Batting	
Year-by-Year Statistics.....	219
Yearly Club Leaders.....	222
100-or-More Runs Scored, Tigers with.....	229
200-or-More Hits, 40-or-More Doubles, 20-or More Home Runs, Tigers with.....	230
100-or-More RBI, Tigers with.....	231
Pitching	
Year-by-Year Statistics.....	220
Yearly Club Leaders.....	225
20-or-More Wins, Tigers with.....	231
20-or-More Saves, 200-or-More Strikeouts, Tigers with.....	232
Baserunning, Tigers with 20-or-More Stolen Bases.....	231
League Leaders, Tigers.....	232
Attendance History.....	233
Comerica Park Crowds.....	234
Managers, All-Time.....	235
Coaches, All-Time.....	235
Rosters, All-Time.....	236
Trades, All-Time Tigers.....	241
Opening Day Lineups.....	247
Mike Ilitch (1929-2017).....	250
Tigers Retired Numbers.....	251
Last Time It Happened in a Game.....	254
Batting	
Individual Records.....	260
Team Records.....	263
Career Top 10s.....	278
Single-Season Top 10s.....	280
Single-Season Rookie Tops 10s.....	282
Baserunning	
Individual Records.....	264
Team Records.....	265
Pitching	
Individual Records.....	265
Team Records.....	267
Career Top 10s.....	279
Single-Season Top 10s.....	281
Single-Season Rookie Tops 10s.....	283
Fielding	
Individual Records.....	268
Team Records.....	268
Errorless Streaks.....	284

TABLE OF CONTENTS



Club Miscellaneous Records.....	269
Comerica Park Records.....	270
Tigers Single-Game Batting Feats.....	274
Low-Hit Games by Tigers.....	275
Low-Hit Games versus Tigers.....	276
Tigers Grand Slams, Lead-Off Home Runs and Walk-Off Home Runs.....	277
Games Played, Career Top 10s.....	284
ALL-STAR GAME HISTORY	
All-Star Games in Detroit.....	286
All-Star Game Selections.....	288
TIGERS POSTSEASON HISTORY	
Series Summaries.....	290
Batting	
Individual Records.....	313
Team Records.....	317
Pitching	
Individual Records.....	315
Team Records.....	319
Baserunning	
Individual Records.....	315
Team Records.....	319
Club Fielding Records.....	320
Club Miscellaneous Records.....	321
Attendance History.....	321
Postseason Home Runs.....	322
TIGERS IN THE HALL OF FAME	
Hall of Fame Tigers Biographies.....	326
TIGERS AWARD WINNERS	
Award Winners.....	336
MEDIA INFORMATION	
Media Guidelines.....	340
Media Guidelines in Spanish.....	341
Tigers Communications Contact Information.....	342
Radio and Television.....	343
Broadcasters.....	344
Media Relations Staff, Tigers.....	348
TIGERS PLAYER DEVELOPMENT AND SCOUTING	
Minor Leagues	
Affiliate Directory.....	352
Review of 2018.....	354
Player Development Awards.....	355
Minor League Administration, Coordinators, Managers and Coaches.....	357
Trainers.....	383
Players.....	388
Scouting Directory.....	384
First-Year Player Draft, 2018.....	387
SPRING TRAINING INFORMATION	
Spring Training Information.....	428
2019 Tigers Spring Training Schedule.....	430
Attendance Records.....	431
Spring Statistics, 2018.....	433
State of the Art TigerTown.....	434
COMERICA PARK INFORMATION	
Comerica Park Information.....	436
Moments in Comerica Park History.....	439
Ticket and Security Information.....	440

2019 INFORMATION BOXES

20-20 Club, Tigers.....	290	Home Runs, Back-to-Back-to-Back.....	213	Roberto Clemente Award.....	338
40-Year-Old Tigers to Hit a Home Run.....	309	Home Runs, First Two Playoff Games.....	291	Rookie Winning Ways.....	308
All-Time Team, Tigers.....	79	Home Winning Streaks.....	299	Rookies Piling up the Hits.....	302
Anderson's Legacy.....	331	How They Became the "Tigers".....	148	Stars Among Stars.....	377
Back-to-Back Home Runs in Playoffs.....	300	Inside-the-Park Home Runs.....	118	Stearnes' Star Shines at Hall of Fame.....	332
BBWAA, Detroit Chapter.....	349	Instant Replay.....	201	Strikeouts, Tops by Tigers in ML Debut.....	312
Closing Time.....	183	Interleague Records.....	195	Thanks a Million, Tigers Fans.....	153
Comerica Park Firsts.....	211	Kaline Wins Batting Title at Age 20.....	329	Three Million Mark, Tigers Reach in 2013.....	303
Consecutive Games Played.....	87	Largest Series Crowds at Comerica Park.....	181	Tigers Games, 18 Innings-or-more.....	197
Consecutive One-Run Wins.....	43	Lead-off Home Run in Postseason.....	145	Tigers Stadium Final Facts.....	56
Consecutive Saves Converted by Tigers.....	54	Longest Streaks without a Loss.....	168	Tigers Catchers Stopping Running Game.....	37
Detroit Sports Media.....	342	Michigan Sports Hall of Fame, Tigers in.....	373	Tigers Quadruple-Doubles.....	77
Detroit Tigers Olde English 'D'.....	154	Multi-Home Runs During the Postseason.....	150	Tigers to Play All Nine Positions in One Game.....	141
Dwight Lowry Man of the Year Award.....	355	Opening Day Blankings.....	135	Tigers Triple Crown.....	323
General Managers, Detroit Tigers.....	194	Opening Day Trifecta.....	48	Trammell, Whitaker Set AL Record.....	133
Grand Slams, First Home Run.....	183	Pre-Game Workout Schedule.....	378	Two Million Tigers Fans.....	387
Grand Slams, Tigers Monthly Record.....	84	Position Players to Pitch, Tigers.....	99	Walking Away a Winner, Playoffs.....	92
Hall of Fame Game, Tigers in.....	333	Presidents, Detroit Tigers Club.....	109	Walking-Off with Three Wins.....	116
Harwell Enshrined in Cooperstown.....	332	Qualifications, League Statistical Titles.....	177	Winning Streaks by Tigers Rookies.....	183
Hitting Streaks by Tigers Rookies.....	233	Qualifications, Rookie.....	292		
Home Runs, Tigers Monthly Leaders.....	356	RBI in First Season with Tigers.....	294		



Comerica Park | 2100 Woodward Ave. | Detroit, MI 48201

Detroit Tigers Mission Statement

One of the most storied franchises in professional sports, each year it is the goal of the Detroit Tigers to field a championship team and play an exciting brand of Major League Baseball. Equally important, the Tigers place an emphasis on good value, while providing an entertaining, safe and most enjoyable experience. We want families to continue making Comerica Park their place to come and have fun, and take home life-long memories. Off the field, the Tigers take pride in maintaining a civic leadership role and have a long-standing commitment to making a social impact within our communities.

Minor League Affiliates

Toledo Mud Hens (AAA)
Erie SeaWolves (AA)
Lakeland Flying Tigers (A)
West Michigan Whitecaps (A)

Connecticut Tigers (A)
Gulf Coast League Tigers West (Rookie)
Gulf Coast League Tigers East (Rookie)
Dominican Summer League Tigers 1 & 2 (Rookie)



The 2019 Detroit Tigers Media Guide is a production of the Detroit Tigers Media Relations Department
Vice President, Communications: Ron Colangelo
Editing/Design: Chad Crunk/Ben Fidelman/Michele Wysocki
Cover/Dividers Design: Courtney Rose Foyt

Special Thanks: Cheryl Evans, Rafael Gonzalez, Alex Lovachis, Kendall Maxwell, Sam Menzin, Eric Nieto, Tom Moore, Mike Sklarski
Photo Credits: Mark Cunningham, Calvin Doctor, Paul Bereswill, Gene Boyars, Steve Kovich, Bill Sanders, Detroit News,
National Baseball Hall of Fame, Alex Trautwig/MLB Photos, Getty Images, David Guralnick, Detroit News
Statistical Information: Elias Sports Bureau, STATS LLC, MLBAM, Baseball-Reference.com and David Vincent
Printing: Johnston Lithograph, Inc., 11334 Hunt Street, Romulus, MI 48174
All information contained in this guide is correct as of February 15, 2019

FRONT OFFICE





TIGERS ORGANIZATIONAL DIRECTORY

DETROIT TIGERS, INC.

Comerica Park
2100 Woodward Ave.
Detroit, MI 48201

Phone: (313) 471-2000 / Fax: (313) 471-2138

tigers.com / facebook.com/tigers / @Tigers / @TigresdeDetroit / @DetroitTigersPR

President and CEO, Ilitch Holdings, Inc. - Chairman and CEO, Detroit Tigers Christopher Ilitch
Group President, Sports and Entertainment, Ilitch Holdings, Inc. Chris Granger

Executive Office

Executive Vice President, Baseball Operations/General Manager Al Avila
Executive Vice President, Business Operations Duane McLean
Vice President, Assistant General Manager David Chadd
Vice President, Player Personnel Scott Bream
Vice President, Communications Ron Colangelo
Vice President, Corporate Partnerships Steve Harms
Vice President, Community & Public Affairs Elaine Lewis
Vice President, Player Development Dave Littlefield
Vice President, Ticket & Suite Sales Scott Pett
Vice President, Finance & Administration, Chief Financial Officer Stephen Quinn
Vice President, Marketing Ellen Hill Zeringue
Executive Assistant to the Executive Vice President, Baseball Operations/General Manager Marty Lyon
Executive Assistant to the Executive Vice President, Business Operations Peggy Thompson
Community Affairs Administrative Assistant Donna Bernardo
Administrative/Accounting Assistant Tina Sidney

Baseball Operations

Senior Director, Baseball Analytics & Operations Jay Sartori
Director, Baseball Analytics Jim Logue
Director, Baseball Operations & Professional Scouting Sam Merzina
Director, Minor League Operations Dan Lunetta
Director, Player Development Dave Owen
Director, Amateur Scouting Scott Pleis
Director, Minor League & Scouting Administration Cheryl Evans
Director, International Operations Tom Moore
Director, Latin American Operations Miguel Garcia
Director, Latin American Player Development Manny Crespo, Rafael Martinez
Director, Dominican Republic Operations Ramon Perez
Director, Team Travel Brian Britten
Special Assistants to the General Manager Dick Egan, Kirk Gibson, Willie Horton, Al Kaline,
Jim Leyland, Mike Russell, Alan Trammell
Murray Cook, Scott Reid, John Westhoff
Eric Nieto
Alan Avila
Mike Burger
Tom MacEachern
Josh Kragness
Drew Jordan, Maggie O'Hara, Shane Piesik, Danny Vargovick
Beau Horan, Aidan Kearns, Zach Wolf
Rafael Gonzalez
David Allende, Jim McKew
Sharon Lockwood
Adam Daily
Alex Gonzalez, Austin Tripp

Senior Advisors

Assistant Director, Amateur Scouting Eric Nieto
Associate Counsel, Baseball Operations Alan Avila
Senior Database Architect Mike Burger
Database Architect Tom MacEachern
Senior Software Engineer Josh Kragness
Senior Analyst, Baseball Operations Drew Jordan, Maggie O'Hara, Shane Piesik, Danny Vargovick
Analyst, Baseball Operations Beau Horan, Aidan Kearns, Zach Wolf
International Operations Coordinator Rafael Gonzalez
Player Development Coordinators David Allende, Jim McKew
Coordinator, International Player Programs Sharon Lockwood
Minor League Trackman & Analytics Coordinator Adam Daily
Minor League Video Coordinators Alex Gonzalez, Austin Tripp

Corporate Partnerships, Suite Sales and Fantasy Camps

Corporate Partnerships Sales Directors Kurt Tiesman, John Wolski
Corporate Partnerships Sales Managers Dan D'Alessandro, Corey Thomas
Corporate Partnerships Account Executive Jordan Bagley
Director, Partnership Services Kaitlin Knutson
CRM & Partnership Services Manager Jazmine Robinson
Partnership Services Coordinator Jessica Langolf
Manager, Suite Sales & Services Kelsey Decker, Dan Griesbaum
Suite Sales & Services Coordinator Rachel Barnett
Suite Sales Account Executives Jessica Chesley, Bret Price
Director, Fantasy Camps Jerry Lewis

Finance and Administration

Senior Director, Finance Kelli Kollman
Accounting Manager & Treasury Analyst Sheila Robine
Financial Analyst Kristin Jorgensen
Accounts Payable Coordinator Debra Sword
Accounts Receivable Coordinator Monica Basil
Senior Director, Human Resources Karen Gruca
Human Resources Coordinator Kelsey Shuck
Human Resources and Recruiting Coordinator Nicole Nimeth
Internal Audit Manager Candice Lentz
Payroll Administrator Mark Cebelak
Director, Authentics Marc Himelstein
Authentics Coordinator Ashley Baughman
Switchboard Operator Janet Ware

Information Technology

Director, Information Technology Jim Darrow
Technical Services Manager Adam Wexler
Technology Specialists Rico Mata, Matt Soulliere

Marketing and Promotions

Digital & Social Media Manager Mac Slavin
Content Producer Brent Brevak
Social Media Coordinator Mikaela Higgins
Graphic Designer Courtney Foyt
Director, Promotions & Special Events Haley Kolff
Promotions & Special Events Coordinators Evan Novak, Taylor Olson



Media Relations	
Director, Media Relations	Ben Fidelman, Michele Wysocki
Media Relations Coordinators	Chad Crunk
Park Operations	
Director, Park Operations	Brian Skipinski
Director, Security	Jerry Conners
Director, Event Operations	Mike Bauer
Head Groundskeeper	Heather Nabozny
Assistant Groundskeeper	Kyle Pickens
Guest Services Manager	Ashley Jones
Event Services Manager	Caitlin Kelly
Operations Manager	John Szlinis
Security Managers	Gary Dobrowolski, Mike Moorman
Park Operations Administrative Coordinator	Dana Smith
Park Operations Coordinators	Kiril Bayoff, Ryan Vrooman
Park Operations Assistants	Peter Jannetta, Dan Rucinski, Joe Wenzel
Ballpark Electricians	Donald Brown, Al Nesbitt, Nick Radjewski
Housekeeping Supervisors	Norman Chambers, Shunta Goodman
Public Affairs and Community Affairs	
Director, Player Relations & Detroit Tigers Foundation	Jordan Field
Youth Programs & Player Relations Manager	Ashley Robinson
Manager, Community Affairs	Courtney Kaplan
Community Affairs Coordinator	Brandon Scherzer
Scoreboard Operations & In-Game Entertainment	
Director, Broadcasting & In-Game Entertainment	Stan Fracker
Senior Producer & Scoreboard Production Manager	Alex Lovachis
Producer Editors	Nick Austin, Andrew Dupont, Kendall Maxwell, Matt Sonefeld
Ticket Sales	
Director, Ticket Sales	Steve Fox
Director, Group Sales	Mike McAdams
Director, Business Analytics	Jeff Lutz
CRM & Database Manager	Kevin Sucher
Database Administrator	Dan Amato
Ticket Sales Coordinator	Amy Churchill
Group Sales Coordinator	Casey Shauman
New Business Senior Executive	Betsy Bouillon, Shaun Colburn
New Business Representatives	Madison Curl, Eric Fassler, Ryan Frederick, Brian Pickelsimer, Jillian Walker, T.J. Wyrebeck
Group Sales Senior Executives	Corey Bell, Michelle Fields, Jeff Sanders
Group Sales Executives	Jim Cleary, Jessica Ruddy, Dave Thompson
Group Sales Representative	Heather Forrester
Client Services Representatives	Matt Andrus, Evan Butterfield, Jessica Canfield, Bryan Martin, Brennan Socha, Corey Wolfgang
Large Volume Account Executive	Joe Clasman
Ticket Services	
Senior Director, Ticket Services	Grant Anderson
Ticket Services Managers	Adam Klein, Aubrey Topper
Ticket Systems Administrator	Jessica McCabe
Box Office Administrators	Scott Calka, Rosa Chavez, Frank Cordova, Tom Freismuth, Kara Grabowski, Kate Laura
Training/Conditioning	
Senior Director, Medical Services	Kevin Rand
Head Athletic Trainer	Doug Teter
Assistant Athletic Trainer	Matt Rankin
Physical Therapist	Robbie Williams
Strength & Conditioning Coordinator	Chris Walter
Assistant Strength & Conditioning Coordinator	Yousef Zamat
Medical Services Coordinator	Gwen Keating
Massage Therapist	Janet Szwabowski
Clubhouse	
Manager, Tigers Clubhouse	Jim Schmakel
Assistant Clubhouse Manager	Mark Cave
Assistant Manager, Visiting Clubhouse	John Nelson
Assistant, Visiting Clubhouse	Dan Ross
Baseball Video Operations Coordinator	Andy Bjornstad
International Pro Scout/Video Operations Coordinator	Kan Ikeda
Baseball Video Operations Assistant	Kyle Lanczki
Medical Staff	
Team Physician (Internal)	Michael Workings, M.D.
Team Physician (Orthopedic)	Stephen Lemos, M.D.
Team Physician (Florida)	Louis Saco M.D.
Team Ophthalmologist	David A. Gourwitz, O.D.
Lakeland Operations	
Director, Florida Operations	Ron Myers
General Manager	Zach Burek
Assistant General Manager	Dan Lauer
Administration & Operations Manager	Shannon Follett
Box Office Manager	Ryan Eason
Clubhouse Manager	Patrick Saenz
Assistant Clubhouse Manager	Pete Mancuso
Operations Coordinator	Alison Streicher
Sales Representatives	Chimere Butler, Katie Hullett
Cafeteria Supervisor	Karen Fletcher



CHRISTOPHER ILITCH

**PRESIDENT AND CEO,
ILITCH HOLDINGS, INC.**

CHAIRMAN AND CEO, DETROIT TIGERS

- As President of Ilitch Holdings since 2000 and CEO as of 2004, Christopher has led the businesses started and/or purchased by Detroit entrepreneurs Mike and/or Marian Ilitch through extensive growth. The company has grown to \$3.8 billion in annual revenue and employs 24,000 colleagues.
- As President & CEO of Ilitch Holdings, Christopher provides leadership and oversight to Ilitch owned companies that include the Detroit Tigers, the Detroit Red Wings, Little Caesars Pizza, Blue Line Distribution, Olympia Entertainment, Olympia Development of Michigan, Little Caesars Pizza Kit Fundraising Program and Champion Foods. The organization also has a joint venture interest in 313 Presents. Additionally, Marian Ilitch owns MotorCity Casino Hotel.
- In addition to Christopher's role as President & CEO of Ilitch Holdings, he serves as Chairman & CEO of the Detroit Tigers. Under Ilitch ownership since 1992 – the team has solidified itself as one of the most iconic franchises with its rich history and tradition, and a deeply connected fan base, resulting in franchise record-setting attendance, the hosting of a Major League Baseball All-Star Game, numerous playoff games and two World Series appearances.
- Christopher has been involved in professional sports for more than 35 years. Serving as Vice President of the Detroit Red Wings early in his career, Christopher has firsthand experience on the importance of scouting, drafting and developing core players. This approach led the Detroit Red Wings to 25 consecutive years of playoff appearances and four Stanley Cup Championships.
- Christopher regularly attends and actively participates in Major League Baseball owner meetings and serves on a variety of MLB committees including: Competition, Long-Term Strategic, Audit, Ownership, and Legislative Affairs.
- He fully supports the Tigers' commitment to enhancing data, analytics and advanced technologies. He embraces the team's emphasis on scouting, drafting, and the development of young talent to build an infrastructure that will lead to sustainable success, with the goal of delivering World Series titles to the loyal Tigers fan base.
- As a focused leader and an innovative thinker, Christopher has a bold vision to create a preeminent and influential sports and entertainment company that delivers best-in-class experiences across the Ilitch companies' sports and entertainment franchises, including the Detroit Tigers, the Detroit Red Wings, and its 313 Presents joint venture.
- Christopher has been actively engaged in several large-scale sporting events in Detroit, including the 2010 NCAA Men's Frozen Four Hockey Championship (co-chair), the 2009 NCAA Final Four Men's Basketball Tournament, Super Bowl XL and the 2005 Major League Baseball All-Star Game (chair).
- Christopher cast a bold and long-term vision for The District Detroit – a transformative development effort designed to bring sports, entertainment and economic vitality to the area between downtown and Midtown Detroit. The District Detroit is home to the award-winning and state-of-the-art Little Caesars Arena, Comerica Park, the new Mike Ilitch School of Business, Little Caesars world headquarters campus and will include residential, commercial and retail spaces.
- He is an active Business Leader across the state of Michigan and in the City of Detroit. He serves on the board, executive committee and nominating committee for Business Leaders for Michigan and the board and executive committee for the Downtown Detroit Partnership. He is also a member of the board of directors for the Detroit Economic Club.
- Christopher holds a bachelor's degree in business administration from the University of Michigan in Ann Arbor.
- Passionate about baseball his entire life, Christopher was a captain of his high school baseball team at Cranbrook and coached his sons' youth baseball teams.
- Christopher and his wife, Kelle, have three children and reside in metro Detroit.



CHRIS GRANGER

**GROUP PRESIDENT,
SPORTS AND ENTERTAINMENT,
ILITCH HOLDINGS, INC.**

Serves as Group President, Sports and Entertainment, at Ilitch Holdings, Inc.

- An experienced sports and entertainment executive, Granger joined the organization in 2017 and is responsible for optimizing the fan and partner experience at all Ilitch-related venues; growing, recruiting and retaining the significant talent in the business side of the company's sports and entertainment organizations; collaborating with partners to ensure highly active, attractive and community-focused venues, and more.
- Little Caesars Arena received the prestigious Sports Facility of the Year award at the 2018 Sports Business Awards ceremony, established by *SportsBusiness Journal* and SportsBusiness Daily to celebrate and recognize the leaders, visionaries and day-to-day practitioners who personify excellence in the business of sports.
- In 2018, Little Caesars Arena ranked third in the nation and eighth in the world in overall attendance, in just its first year of operations.
- Previously served as President of the Sacramento Kings and Sacramento Basketball Holdings, LLC. During his tenure, the Kings enjoyed unprecedented revenue growth and were widely recognized as a highly innovative and community-minded franchise. Granger's influence also extended to the development of Sacramento's new, award-winning Golden 1 Center, and its 1.5 million square-foot downtown mixed-use development project, Downtown Commons.
- Prior to joining the Kings, Chris worked in various capacities for the NBA for 14 years. He most recently served as the Executive Vice President of the NBA's renowned Team Marketing and Business Operations function, where he advised NBA, WNBA and NBA Development League teams on all aspects of business operations.
- Received his bachelor's degree from Cornell University and his Master of Business Administration from Yale. He was named Sacramento Business Person of the Year in 2017 and was a 2010 *Sports Business Journal* Forty Under 40 award winner.
- He and his wife, Jennifer, have two daughters, Zoe and Megan, and reside in metro Detroit.



AL AVILA

EXECUTIVE VICE PRESIDENT, BASEBALL OPERATIONS & GENERAL MANAGER

Entering his 28th season in professional baseball, his 18th season with the organization and his fourth full season as the Tigers Executive Vice President of Baseball Operations and General Manager after being named to the position on August 4, 2015.

- Is responsible for the day-to-day baseball operations of the organization and the Major League club.
- Under Avila's leadership, he and his staff have acquired a young core of talent through trades, the Major League Baseball Draft and international free agency, and implemented an approach to develop and retain young, controllable talent across all levels of the organization with the goal of making an impact in Detroit. As a result of this focus, the Tigers player development system, which was ranked in the bottom five in all of baseball a few years ago, is now ranked eighth in Major League Baseball, according to FanGraphs.
- Avila has made significant staffing additions to the club's international, professional and amateur scouting departments, as well as continuing the expansion of the club's analytics department, which is now one of the largest in all of baseball.
- Has spearheaded infrastructure improvements throughout all areas of the Tigers player development system, including a state-of-the-art facility at TigerTown in Lakeland, a new playing surface for Double A Erie and upgrades at the organization's academy in the Dominican Republic.
- Served as the interim General Manager for the then Florida Marlins during the 2001 offseason.
- Named Florida's Vice President and Assistant General Manager in July 2001.
- Under Avila's guidance, the Marlins drafted 2003 World Series Most Valuable Player Josh Beckett in the first round of the June 1999 draft, while in the first round of the June 2000 draft, the Marlins drafted one of the youngest players to play in the MLB Futures Game and five-time MLB All-Star first baseman Adrián González.
- On the international front, Avila, while at the Marlins, led the way to the 1999 signing of then-shortstop Miguel Cabrera, who, in 2012, won the American League Triple Crown and was named the American League Most Valuable Player...Cabrera made it to the Major Leagues in 2003 at the age of 20 and clubbed four home runs during the postseason for the 2003 World Champion Marlins...also was instrumental in the signing and development of second baseman Luis Castillo, shortstop Alex Gonzalez and shortstop Edgar Renteria, all who were named All-Stars during their MLB career.
- Named Director of Scouting for the Marlins in July 1998...was responsible for all of the Marlins scouting efforts on both the national and international levels and he oversaw the development of those players in the baseball academies in the Dominican Republic and Venezuela.
- Under Avila's guidance, the Marlins signed 1997 NLCS and World Series Most Valuable Player Livan Hernandez.
- Before being named the Director of Latin American Operations in 1994, Avila was originally hired by the Marlins as the Assistant Director of Latin American Operations in June, 1992.
- Prior to joining the Marlins, Avila served as the Director of Athletics and head baseball coach at St. Thomas (FL) University from 1989-92...he led the team to a number three ranking in the 1992 NAIA poll and won the Florida Sun Conference Championship in 1991 and 1992...Avila was named the 1991 Florida Sun Conference Coach of the Year...Avila was inducted into the St. Thomas University Athletics Hall of Fame in November, 2016.
- Served as General Manager of the Daytona Beach Admirals of the Florida State League in 1987 and worked for the Los Angeles Dodgers organization in 1986.
- A graduate of Hialeah High School, Avila earned a master's degree in sports administration from St. Thomas University in 1986.
- A former catcher, Avila was signed as a non-drafted free agent with the Los Angeles Dodgers.
- Is the first Cuban-born general manager in Major League Baseball history.
- Named one of the Top 50 Most Influential Hispanics in Michigan in 2003.
- Inducted into the Professional Baseball Scouts Hall of Fame in 2012.
- He and his wife, Yamile, have three children: sons, Alexander and Alan, and daughter, Annelisa Marie, and two granddaughters, Avery and Zoey.
- Is the son of Ralph Avila, former Vice President of the Los Angeles Dodgers, and now Senior Scouting Advisor, Dominican Republic. He was named 2006 International Scout of the Year by Major League Baseball.



DUANE MCLEAN

EXECUTIVE VICE PRESIDENT, BUSINESS OPERATIONS

Enters his 16th season with the organization and 33rd in professional sports.

- Oversees business operations for the club, including public and community affairs, marketing, broadcasting, communications, new media, business legal, Lakeland operations, promotions, and in-game entertainment.
- Emphasizes family entertainment value, branding Tigers baseball at Comerica Park as Detroit's number one sports value.
- Club has seen consistent growth in revenue-producing areas during his 15-year tenure with the Tigers, including the first four seasons in franchise history with attendance totals surpassing three million, and a franchise-record setting 3,202,645 tickets sold during the 2008 regular season.
- In 2012, the Tigers sold nearly 3.3 million tickets, which included the regular season and postseason, and it marked the most tickets sold in one season in the 117-year history of the franchise.
- Under his leadership, the Tigers established all-time highs in sponsorship, suite, season ticket and group sales.
- Over the course of his tenure, he has overseen the development and implementation of plans for ballpark renovations and enhancements including: the Chevrolet Pavilion in left field, the relocation of the right field bullpen to left field and the installation of right field grandstand seating, the opening of a new retail store, The D Shop, and the Champions Club, and the complete renovation of all suites with upgraded WiFi at Comerica Park.
- Prior to the 2014 season, in a joint venture between the Tigers and Delaware North Companies Sportservice, he oversaw the activation of the New Amsterdam 416 bar located on the Pepsi Porch, a unique social setting in a relaxed outdoor patio setting with high-end furniture, big flat screen TV's, a fire feature and spectacular viewpoints of the playing field including a new section of seats canter levered off the Pepsi Porch.
- Under his leadership, the Detroit Tigers Anti-Bullying community program was recognized with the 2013 Commissioner's Award for Philanthropic Excellence.
- Following the 2011 season, oversaw the design and development process of the new High Definition videoboard and LED ribbon boards at Comerica Park.
- Was instrumental in the launch of the Detroit Tigers Foundation, an affiliate of Ilitch Charities.
- Prior to joining the Tigers as Senior Vice President, Business Operations on November 19, 2003, he spent five years with the Seattle Seahawks of the National Football League...joined the club as Vice President of Ticket Sales and Service in 1998 and was promoted to Senior Vice President of Sales and Marketing in 2000.
- Oversaw all operational aspects of the Seahawks marketing, broadcasting, sponsorship sales, ticket sales, luxury suite sales, advertising and client services.
- Served as project manager for the Seahawks on the 2002 New Stadium project and spearheaded the Seahawks new logo and uniform redesign.
- Named one of *Sports Business Journal's* 40 under 40 in 2001, as one of the top sports executives under the age of 40.
- Previously, McLean spent one season with the Detroit Lions (1997) as Executive Director of Ticket Sales and Ticket Services...while with the Lions, McLean oversaw the complete conversion and overhaul of the Lions ticket operation, resulting in Detroit's largest season ticket base in 17 years.
- Prior to his stint with the Lions, McLean spent two seasons (1995-97) with the Houston Rockets of the NBA, where the Rockets, under his direction, had their largest season-ticket base in franchise history.
- McLean started his career in the front office of the NBA's Detroit Pistons (1986-94) and spent a season as Vice President of Ticket Sales for the International Hockey League's Chicago Wolves where the Wolves set the IHL record for paid attendance and led the league in season ticket sales and revenue.
- Sits on the board of trustees for CATCH, Sparky Anderson's charity for Children, is an avid supporter of local charities including Ilitch Charities and JACK'S PLACE for Autism and sits on the board of directors for the National Kidney Foundation of Michigan.
- Earned an undergraduate degree from the University of Wisconsin-Parkside and a master's degree in administrative leadership from the University of Oklahoma.
- McLean and his wife, Susan, have three children, Jayme, Kayla, and Dayne...he is a native of Rochester Hills, MI.



KIRK GIBSON

SPECIAL ASSISTANT TO THE EXECUTIVE VICE PRESIDENT OF BASEBALL OPERATIONS & GM

Enters his first year with the Tigers front office as a special assistant to Executive Vice President of Baseball Operations and General Manager, Al Avila, after being named to the position on January 28.

- In his role, he assists in on-field duties at both the Major League and Minor League levels, is involved in all personnel meetings, travels throughout the Minor League system and participates in community relations.
- Returns to television for his ninth season to serve as an analyst for FOX Sports Detroit's coverage of the Tigers. Previously, he served as a color analyst on FSN Detroit from 1998-2002
- Was originally drafted in the first round (12th overall) of the 1978 draft by the Tigers...also selected in the seventh round of the NFL draft by the St. Louis Cardinals that same year.
- Played 17 seasons in the Major Leagues with the Tigers (1979-87, 1993-95), Los Angeles Dodgers (1988-90), Kansas City Royals (1991) and Pittsburgh Pirates (1992)...batted .268/.352/.463 with 260 doubles, 255 home runs and 870 RBI in 1,635 games during his Major League career.
- Was a member of the Tigers 1984 World Championship team and was named the ALCS MVP, hitting .417 with one home run and two RBI....also was a member of the Los Angeles Dodgers 1988 World Championship team.
- Began his coaching career as a bench coach for the Tigers from 2003-2005 under manager Alan Trammell. Served as the Diamondbacks bench coach from 2007 until assuming the interim manager title on July 1, 2010.
- Gibson managed the Arizona Diamondbacks for five seasons (2010-14)...he was named the BBWAA National League Manager of the Year in 2011 after leading Arizona to a National League Western Division title.
- Inducted into the College Football Hall of Fame on December 5, 2017.
- Kirk and his wife, JoAnn, have four children, Colleen, Kirk, Kevin, and Cameron...Kevin plays professional hockey for the Fort Wayne Komets in the ECHL...Cameron was drafted by the Tigers in the fifth round of the 2015 MLB First-Year Player Draft.
- Over four seasons in the Tigers Minor Leagues, Cameron has hit .243/.325/.395 with 33 home runs and 166 RBI in 378 games...he split the 2018 season between the Lakeland Flying Tigers and the Erie SeaWolves.
- Started the Kirk Gibson Foundation in 1996 by awarding partial scholarships to men and women at Clarkston and Waterford Kettering High Schools in honor and memory of his parents. He has now repositioned the Kirk Gibson Foundation to promote cooperation, collaboration and teamwork in finding a cure for Parkinson's disease. More information can be found at www.kirkgibsonfoundation.org or on Twitter @23KGibby.



WILLIE HORTON

SPECIAL ASSISTANT TO THE EXECUTIVE VICE PRESIDENT OF BASEBALL OPERATIONS & GM

The “hometown hero” and former Tigers great, who enjoys success in several outside ventures, returns to the Tigers as an executive advisor and special assistant to share in the future prosperity of a team and a game for which he carries an undying passion.

- Was named as special assistant to the president in January 2002.
- In July, 2015, announced as spokesperson for the U.S. Navy film titled “The Birth of a Ship in a City Reborn”, a film about the USS Detroit (LCS 7), a United States Navy Littoral Combat Ship.
- On June 20, 2015, awarded the “Hank Aaron Champion for Justice Award” by the Atlanta Braves and the National Center for Civil & Human Rights at the Braves third annual Heritage Weekend.
- On October 15, 2014, PACE Academy in Southfield, MI opened the Willie Horton Library.
- On April 12, 2013, Willie cast his hands in cement for the Detroit Historical Museum as a part of the Historical Society honoring legends who have always called Detroit “home.” His hand cast with signature will be part of an outdoor exhibit in the museum’s Legends Plaza.
- Named the inaugural recipient of the Abner Doubleday Patriot Player Award on November 18, 2011...the award was presented by the National Infantry Foundation and honors a Major Leaguer who has made significant contributions in support of the military and their families.
- Honored with The Order of Saint Maurice on June 14, 2006, the highest military honor to be given to civilians... he was the first athlete to receive the award.
- Received testimonial resolution for community leadership from the Detroit City Council on October 13, 2004...was also honored with the Spirit of Detroit Award by the Detroit City Council on July 21, 2004.
- Honored by Detroit Northwestern High School, his alma mater, when the school named the Willie Horton Baseball and Softball Diamonds on August 6, 2004...the diamonds added a monument in his honor in 2005.
- Had his birthday, October 18, permanently designated as “Willie Horton Day” in the state of Michigan when Governor Jennifer Granholm signed House Bill 5200 on April 7, 2004.
- Named by *Corp Magazine* as one of Michigan’s most influential African-American business leaders in 2003.
- Named to the CATCH Hall of Fame on October 16, 2002 as a community leader.
- Joined the Tigers front office on June 18, 2001 as part of a baseball committee created by then-owner Mike Ilitch.
- Was honored by the Tigers in having his jersey number 23 retired and a Comerica Park statue in his likeness unveiled on July 15, 2000.
- An 18-year Major League veteran as an outfielder and designated hitter, he played 14 seasons in Detroit after signing at age 18 in 1961 following an outstanding baseball career at Detroit Northwestern High School.
- Produced nearly 2,000 hits, 325 home runs and maintained a .457 slugging percentage during his Major League career...finished with 1,163 RBI, a .273 lifetime average and 2,028 games played.
- Voted as a starting outfielder for the 1965 All-Star Game...collected 104 RBI that season, second-most in the American League, and ranked sixth in the league with a .490 slugging percentage.
- Struggled with an ankle injury in 1967, but returned to the All-Star Game in 1968...capped the season by batting .304 with a home run and three RBI in the World Series as the Tigers took the World Championship.
- Threw out St. Louis’ Lou Brock at home plate during the Tigers 5-3 win in Game Five of the 1968 World Series.
- Tied a Major League record with 11 putouts in left field on July 18, 1969 at Cleveland.
- Named to the All-Star squad again in 1970 and 1973, hitting .305 and .316, respectively, and tallying 17 home runs in each of those seasons...named to seven All-Star Teams in his career, but played in only four due to injury.
- Received the 1975 American League “Outstanding Designated Hitter” award and was named the 1975 Tiger of the Year...hit .275 with 25 home runs in 1975, his first full season in the designated hitter role.
- Also earned league Designated Hitter and Comeback Player honors in 1979.
- Played for both Detroit and Texas in 1977, for Cleveland, Oakland and Toronto in 1978, and finished his professional career with Seattle in 1979-80...hit 29 home runs in 1979 and collected 106 RBI.
- Became the 43rd player in Major League history to collect 300 career home runs when he went deep off Jack Morris in the Kingdome on June 6, 1979.
- Hit 20-or-more homers in seven of his seasons and remains fifth on the Tigers all-time list with 262.
- Named to the “Tigers Greatest” team as selected by fans in 1969.
- Played for and managed Valencia in the 1978-79 Venezuelan Winter League, capturing the Caribbean Title.
- Held coaching positions with the Tigers, Oakland Athletics, New York Yankees and Chicago White Sox.
- Departed Tiger Stadium in uniform during 1967 in a desperate attempt to quell rioting in Northwest Detroit.
- Served as second deputy chief and executive director chief for the Detroit Police Athletic League (PAL), and worked with the United Way, the Boys & Girls Clubs of America, the Meals on Wheels Program and the Foundation Fighting Blindness...also served as an advisory committee member of the Skillman Foundation and was a J.C. Penney Golden Rule Award panel member.
- Inducted into the Military Hall of Fame for his service as a guest speaker on many occasions in the U.S. and abroad...enshrined in both the Afro-American Hall of Fame (1992) and Michigan Sports Hall of Fame (1987).
- He and wife, Gloria, have seven children, 19 grandchildren, 16 great-grandchildren and two great-great grandchildren.



AL KALINE

SPECIAL ASSISTANT TO THE EXECUTIVE VICE PRESIDENT OF BASEBALL OPERATIONS & GM

In his 67th year with the organization, the legendary Hall-of-Famer “Mr. Tiger” returns to the front office for a 18th year as a special assistant and advisor to the club’s senior management.

- Named to his current position in January, 2002 after entering the front office on June 18, 2001 as part of a baseball committee created by then-owner Mike Ilitch.
- Inducted into the Rawlings Gold Glove Award Hall of Fame on November 11, 2016.
- Following his outstanding playing career, Kaline spent 26 seasons providing color commentary for Tigers television broadcasts.
- Began his broadcasting career in 1976, two seasons after his retirement as a player...joined fellow Hall-of-Famer George Kell in the booth for WWJ-TV.
- Kaline and Kell remained a team through 1996, working with three different local television stations... Kaline remained in the booth through part of the 2001 season with partners that included Hall-of-Famer Ernie Harwell, Jim Price and Frank Beckmann before leaving to join a baseball advisory committee.
- Played all 22 of his seasons with the Tigers, matched in longevity only by the Hall of Famer, Ty Cobb.
- In 1980, became just the 10th player ever elected to the Baseball Hall of Fame in his first year of eligibility.
- Was selected to 18 All-Star Games, tops among all Tigers, including 13 consecutive years (1955-67)...compiled a .324 (12x37) All-Star Game average and did not commit any errors.
- Won 10 Gold Gloves in 11 years from 1957-67...led the league in fielding twice (.993 mark in 1966, with a 1.000 mark in 1971).
- Recorded his 3,000th career hit off the Orioles Dave McNally on September 24, 1974, the 12th Major League player to reach that mark...finished his career with 3,007 hits, and was the first Tigers player since Ty Cobb in 1921 to reach the 3,000-hit plateau.
- Is the Tigers all-time leader with 2,834 games played and 399 home runs...is the only player other than Cobb to lead the franchise in any major career offensive category.
- His distinguished Major League career began with Detroit in 1953 when he was just 18 years old...went straight to the Majors without ever playing in the Minor Leagues.
- Runner-up for the American League Most Valuable Player award in 1955 and 1963...finished second to Yogi Berra in 1955 and Elston Howard in 1963...chosen by *The Sporting News* as its Player of the Year both seasons.
- Became the youngest player ever to lead the American League in hitting at age 20 as he won the batting title in 1955 with a .340 batting average...was one day younger than Ty Cobb when he won the title in 1907.
- Hit .300-or-better eight times and collected 20-or-more home runs nine times...topped .300 in five-of-six seasons from 1958-63 and was the Tigers batting champion 10 times during his career.
- Posted 399 career home runs and maintained a .297 lifetime batting average...collected his 300th home run in 1967, becoming the 27th player in history to reach that total.
- Tied Tris Speaker for an American League record by appearing in 100-or-more games for 19 straight seasons.
- Accomplished the 100-or-more game streak despite several injuries, including a broken cheek bone (1959), broken collar bone (1962), rib injury (1965, 1973), foot surgery (1965), broken finger (1967) and a broken right arm (1968).
- Received the 1973 Roberto Clemente Award, given by the Commissioner of Baseball to the player best exemplifying baseball on and off the field.
- Received the 1974 Joseph E. Cronin trophy as the American League Player of the Year...other awards include the 1973 Bill Slocum Award from the NY Baseball Writers for “long and meritorious service to baseball,” the 1970 Fred Hutchinson Award exemplifying “character and competitive spirit,” and the 1974 Tiger of Year from the Detroit Baseball Writers.
- Came back from a broken arm earlier in the season to bat .379 (11x29) against the St. Louis Cardinals in the 1968 World Series...launched two home runs in the Series, in Game Three and Six, and drove in eight runs.
- Had his uniform number 6 retired by the Tigers on August 17, 1980, the first Tigers player to receive this honor.
- Selected by Tigers fans as one of three outfielders on the Tigers all-time team as announced during the closing of Tiger Stadium in 1999...also selected to the “Tigers Greatest” team as selected by fans in 1969.
- He and wife, Louise have been married 64 years and have two sons, Mark and Michael...they also have four grandchildren and one great-grandchild...Mark and his wife, Jill, have a daughter, Brittney and a son, Branden, Michael has a daughter, Kelsey and a son, Colin, and Colin and his wife, Stephanie, have a daughter, Kennedy Louise.
- His grandson, Colin Kaline, was selected by the Tigers in the 26th round of the 2011 MLB First Year Player Draft and serves as a co-head coach at Oakland University.



JIM LEYLAND

SPECIAL ASSISTANT TO THE EXECUTIVE VICE PRESIDENT OF BASEBALL OPERATIONS & GM

In his 55th season of professional baseball, the third-winningest manager in franchise history remains with the organization following his retirement from managing to serve as a special assistant and advisor to Executive Vice President of Baseball Operations and General Manager, Al Avila.

- Named to his current position following his retirement from a 22-year managing career, including eight seasons with Detroit.
- Retired from managing ranked 15th all-time with 1,769 wins and 14th with 3,499 games managed.
- Led Team USA to a championship in the 2017 World Baseball Classic.
- Guided the Tigers to the postseason four times during his managerial career with the club, including winning the American League Central Division title in back-to-back-to-back seasons from 2011-13 -- he is the only manager in franchise history to lead the club to the postseason four times.
- The Tigers advanced to the World Series twice during his managerial tenure, doing so in 2006 and 2012 -- he joins Hughie Jennings and Mickey Cochrane as the only managers to lead the club to the World Series multiple times.
- Recorded the 700th and final regular season win of his Tigers career on September 25, 2013 at Minnesota to clinch the American League Central Division Crown -- he is one of only three managers in franchise history to post 700 career wins with the club.
- Managed the American League All-Star squad to a 3-0 victory at the 84th Major League Baseball All-Star Game at Citi Field in New York in 2013...also managed the American League club in 2007, and was the National League manager in 1998.
- Tabbed the American League Manager of the Year by both the BBWAA and *The Sporting News* in 2006 after guiding the Tigers to the franchise's first playoff berth since 1987...selected the Major League Manager of the Year by *Baseball America*.
- Named the best manager in the American League by *Baseball America* in 2006, 2007 and 2012.
- Appointed the 36th manager in Tigers history on October 4, 2005.
- Spent six seasons (2000-05) as a Major League scout for the St. Louis Cardinals -- scouted National League clubs from Pittsburgh and American League clubs from Cleveland.
- Spent 14 seasons as a manager at the Major League level for the Pittsburgh Pirates (1986-96), Florida Marlins (1997-98) and Colorado Rockies (1999).
- Won three straight National League East Division championships with the Pirates from 1990-92...advanced to the postseason with the Marlins as the National League's Wild Card winner in 1997 and eventually defeated Cleveland to claim the World Series title.
- Named the National League Manager of the Year by the BBWAA in 1990 and 1992...earned the same honor from *The Sporting News* in 1988, 1990 and 1992.
- Served as Tony La Russa's third base coach for four seasons (1982-85) with the Chicago White Sox before being named the 33rd manager in Pirates history on November 20, 1985.
- Managed for 11 seasons at the Minor League level in the Tigers organization from 1971-81, advancing to the postseason six times, and claiming his respective league championship three times.
- Selected as the manager of the year in the Florida State League in both 1977 and 1978, while he earned the honor in the American Association in 1979.
- Spent six seasons as a catcher in the Tigers organization from 1964-69.
- Earned the Dapper Dan Man of the Year Award in 1990, an honor given to a Pittsburgh Sports Figure for outstanding achievement on a national level.
- A native of Perrysburg, OH, he lettered in football, basketball and baseball at Perrysburg High School...the school's baseball field is named after Leyland...inducted into Perrysburg High School's Hall of Fame on February 2, 2007.
- Inducted into the Florida State League Hall of Fame on November 10, 2010.
- Served as the Grand Marshal of America's Thanksgiving Day Parade on November 28, 2013.
- He, his wife, Katie and their two children, Patrick and Kellie reside in Pittsburgh, PA during the offseason.
- His son, Patrick, was selected by the Tigers in the eighth round of the June 2010 MLB First-Year Player Draft.



ALAN TRAMMELL

**SPECIAL ASSISTANT TO THE
EXECUTIVE VICE PRESIDENT OF
BASEBALL OPERATIONS & GM**

Now in his fifth stint with the Tigers organization and beginning his fourth year as a special assistant to Executive Vice President of Baseball Operations and General Manager, Al Avila.

- Named to his current position on November 3, 2014 after spending four years as the bench coach for the Arizona Diamondbacks.
- In his role, assists in on-field duties at both the Major League and Minor League levels, is involved in all personnel meetings, travels throughout the Minor League system and participates in community relations.
- Elected to the National Baseball Hall of Fame by the Modern Baseball Era Committee on December 10, 2017...was officially inducted on July 29, 2018 in Cooperstown, NY.
- Had his uniform number 3 retired by the Tigers on August 26, 2018 at Comerica Park...he is the ninth Tigers player to receive this honor.
- Served as the bench coach for the Chicago Cubs from 2007-10, helping the team to back-to-back NL Central Division titles in 2007-08.
- Became the 35th manager in Tigers history in October, 2002 and was the team's manager from 2003-05.
- Spent three seasons as the first base coach of the San Diego Padres from 2000-02.
- Served in the Tigers organization as an assistant to baseball operations, focusing on player instruction and scouting, in 1997-98 and as the Tigers hitting coach in 1999.
- Spent his entire 20-year career as a player in the Tigers organization, hitting .285/.352/.415 with 185 home runs and 1,003 RBI in 2,293 games.
- One of only three players in franchise history to play 20-or-more seasons in a Tigers uniform, joining Ty Cobb and Al Kaline.
- Closed his career ranked in the top 10 in several Tigers career offensive categories, including stolen bases (5th, 236), games played (5th, 2,293), doubles (6th, 412), hits (7th, 2,365) and RBI (10th, 1,003).
- A six-time All-Star selection during his playing days (1980, 1984, 1985, 1987, 1988, 1990), he won four Gold Glove awards at shortstop (1980, 1981, 1983, 1984) and three Silver Slugger Awards as the top offensive shortstop (1987, 1988, 1990).
- Combined with teammate Lou Whitaker to hold the AL record after playing in 1,918 games together at shortstop and second base.
- Finished second in the balloting for American League Most Valuable Player in 1987, posting career bests with a .343 batting average, 205 hits, 28 home runs and 105 RBI while leading the Tigers to the American League East Division title.
- Earned Most Valuable Player honors during the 1984 World Series after hitting .450 (9x20) with two home runs and six RBI as the Tigers defeated the Padres in five games.
- Made his debut in 1977 at 19 years old after being selected in the second round of the 1976 draft.
- Inducted into the Michigan Sports Hall of Fame in 2000 and the San Diego Hall of Champions' Breitbard Hall of Fame and Polish-American Sports Hall of Fame in 1998.
- He and his wife, Barbara, have three adult children, Lance, Kyle and Jade.



DAVID CHADD

**VICE PRESIDENT,
ASSISTANT GENERAL MANAGER**

Enters his 15th season with the Tigers and the fourth full season in his current role after being named to the position on August 7, 2015...joined the organization on November 4, 2004 as Vice President, Amateur Scouting.

- Is responsible for assisting Al Avila with the day-to-day baseball operations of the organization and the Major League club.
- Guided the club in its selections of Alex Avila, Nicholas Castellanos, Chad Green, Corey Knebel, James McCann, Andrew Miller, Rick Porcello, Drew Smyly and Devon Travis during his tenure as Vice President, Amateur Scouting.
- Recognized by *Baseball America* as the top scouting director of the 2000s in June 2010.
- Prior to joining the Tigers, Chadd spent three seasons as the Director of Amateur Scouting for the Boston Red Sox, signing Jon Lester, Jonathan Papelbon and 2008 American League Most Valuable Player Dustin Pedroia.
- Spent eight seasons (1994-2001) in the Florida Marlins scouting department, last serving as the Director of Scouting during the 2001 season...joined the Marlins as an area scout in the Midwest in 1994, before being promoted to Midwest crosschecker in 1998.
- Chadd spent four years as an assistant coach with Kansas State (1992-93) and Wichita State (1990-91).
- Played outfield for Kansas State University and was named an All-American in 1988.
- Earned a bachelor's degree in education and a master's degree in athletic administration from Wichita State.
- Inducted into the Kansas Baseball Hall of Fame on January 30, 2010.
- 53 years old...he and his wife, Janet, reside in Detroit with their children Drew, Nate, Haley and Hannah.



SCOTT BREAM

**VICE PRESIDENT,
PLAYER PERSONNEL**

Entering his 30th season in professional baseball, his 19th with the Tigers and third in his role as Vice President, Player Personnel...served the team in a variety of roles over 12 seasons (1999-2010) during his first stint with the Tigers.

- Is active in scouting at the Major League level for the Tigers, and is directly involved in special assignments for the organization.
- Served as the Tigers Director of Pro Scouting from 2013-15.
- Spent two seasons (2011-12) with the San Diego Padres as a Major League Scout/Special Assistant to the General Manager.
- Worked nine seasons as a Major League scout with the Tigers (2002-10).
- Joined the Tigers scouting team as an advance scout, spending three seasons in the role (1999-2001) before being named assistant general manager prior to the 2002 season.
- Played 10 seasons at the Minor League level with the Padres (1989-95), Chicago Cubs (1995) and Tigers (1996-98)...he saw action with Double A Jacksonville and Triple A Toledo in his three seasons as a player in the Tigers organization.
- Bream, 48, and his wife, Shelly, have two daughters, Brooke and Mackenzie.



DAVE LITTLEFIELD

VICE PRESIDENT, PLAYER DEVELOPMENT

Enters his fourth season in his current role and fifth season with the organization after joining the Tigers as a Major League scout on October 20, 2014.

- Oversees all aspects regarding player development in the Tigers Minor League system, including in the Dominican Republic and Venezuela.
- Joined the Tigers after a seven-season stint as a Special Assistant to the General Manager and Major League scout for the Chicago Cubs.
- Prior to joining the Cubs in 2007, he spent seven seasons as the General Manager of the Pittsburgh Pirates -- during those seven seasons, he oversaw the drafting and signing of 2013 NL MVP and five-time All-Star Andrew McCutchen, 2014 All-Star Tony Watson, 2014 Silver Slugger Award winner Neil Walker and 2016 All-Star and two-time Gold Glove Award winner Starling Marte. He also traded for the Pirates only Rookie of the Year in outfielder Jason Bay and 2006 NL batting champion Freddy Sanchez. For his efforts and those of his staff, the Pirates were named the 2002 Organization of the Year by Topps.
- Before joining the Pirates, he was the Assistant General Manager with the Florida Marlins, where he assisted the GM in all aspects of baseball operations, was in charge of the club's scouting efforts in the Far East and supervised the construction of the Marlins new baseball academy in the Dominican Republic.
- Joined the Montreal Expos organization in 1991 as a National Crosschecker and East Coast Supervisor; Within the Expos system, Littlefield climbed to Director of Player Development, a position he held for his final three seasons with Montreal. During his tenure, the Expos were named the Topps Organization of the Year in 1992.
- Began his MLB career with three seasons in the Tigers organization as an area scout and East Coast Scouting Supervisor.
- Prior to his front office career in the Majors, Littlefield served as an assistant baseball coach for three seasons at his alma mater, the University of Massachusetts, followed by three seasons in the same capacity at Clemson University.
- Signed out of high school by the Phillies as a Minor League free agent and caught for three years in the Phillies and Yankees farm systems...played football and earned a masters in sport management at UMass.
- Inducted into the Maine Baseball Hall of Fame in July, 2017 and was selected to the Mid Atlantic Scouts Association Hall of Fame in 2013.
- He and his wife, Joanna, have a daughter, Andrea, and a son, Derrick.



JAY SARTORI

SENIOR DIRECTOR, BASEBALL ANALYTICS & OPERATIONS

Enters his fourth season in the Tigers organization after being named Senior Director, Baseball Analytics & Operations on November 19, 2015.

- Oversees baseball analytical evaluation, research and development of information systems; also contributes to all aspects of Major League operations as it pertains to player transactions, market analyses, team payroll, salary arbitration, Major League rules and regulations.
- Prior to joining the Tigers, spent three years at Apple, Inc., where he managed the App Store Sports and Entertainment categories and then App Store Business Operations.
- Before working at Apple, Sartori served as an Assistant General Manager for the Toronto Blue Jays from 2011-13 and as Director, Baseball Operations for the Washington Nationals in 2010.
- Prior to working with the Nationals, he worked with Major League Baseball's Labor Relations Department in the role of Manager of Salary and Contract Administration, where he served as a primary contact for Club personnel with respect to the interpretation of the Major League Rules, the Collective Bargaining Agreement ("CBA") and other contractual and financial industry practices. He was also a key member of the MLB Collective Bargaining team that successfully negotiated a second consecutive CBA without a work stoppage in 2006.
- Prior to joining the Commissioner's Office, he worked in the investment banking industry for Robertson Stephens and Pacific Growth Equities.
- Graduated with a Finance and MIS degree from Boston College in 2001.
- Originally from Lynnfield, MA, Sartori currently resides in Royal Oak, MI.



JIM LOGUE

DIRECTOR, BASEBALL ANALYTICS

Enters his third season in the Tigers organization and his first in the role of Director, Baseball Analytics.

- Manages baseball analytical evaluation and research and development.
- Logue joined the Tigers organization in 2016 as Manager, Baseball Analytics.
- Prior to joining the Tigers, worked with the New York Yankees from 2007-2016 in various roles, most recently as Senior Analyst, Quantitative Analysis.
- Graduated from Amherst College with a degree in economics.
- Originally from Ridgewood, NJ, Logue currently lives in Detroit, MI.



SAM MENZIN

DIRECTOR, BASEBALL OPERATIONS & PROFESSIONAL SCOUTING

Enters his seventh full season in the Tigers organization and his second in the role of Director of Baseball Operations and Professional Scouting.

- He previously served as the club's Director of Baseball Operations, a position assumed in August 2015. Prior to that he served as Baseball Operations Analyst and Coordinator of Baseball Operations from 2013 to 2015. Menzin joined the Tigers organization in June 2012 as a Baseball Operations Intern.
- In his current role, he is involved in all aspects of Major League operations including player procurement, contract negotiations, roster construction, salary arbitration, MLB rules and CBA compliance, advance scouting and Major League video operations.
- Additional responsibilities include assisting the Vice President of Player Personnel in all aspects of professional scouting.
- Prior to joining the Tigers, he served as a baseball operations intern for Turner-Gary Sports.
- He played baseball for four seasons at Swarthmore College (PA) and graduated in 2012 with a history degree.
- Is 28, a native of Westbury, NY and currently resides in Detroit, MI.

**ALAN
AVILA****ASSOCIATE COUNSEL,
BASEBALL OPERATIONS**

Enters his fourth full season in the Tigers organization and his first in the role of Associate Counsel, Baseball Operations.

- In his current role, he provides legal support and service to all departments within the Tigers organization.
- Responsibilities include reviewing, drafting, managing and enforcing the Tigers business contracts and operational agreements; assisting with negotiations, salary arbitration and grievances; ensuring compliance with applicable law and MLB rules and regulations.
- In his previous role as Assistant Legal Counsel, he assisted the General Counsel with contract matters, salary arbitration, rules administration and other matters involving baseball operations.
- Prior to joining the Tigers, he served as law clerk for Catholic Legal Services of the Archdiocese of Miami.
- Prior to that he served as an intern for Wasserman Media Group, the Atlanta Braves and the Office of the Commissioner of MLB.
- He played baseball for three seasons at Nova Southeastern University (FL) and graduated in 2011 with a degree in Business Administration.
- He earned his Juris Doctor degree from Florida International University College of Law in 2014.
- Is 29, a native of Pembroke Pines, FL and currently resides in Detroit, MI.

**DICK
EGAN****SPECIAL ASSISTANT TO THE
EXECUTIVE VICE PRESIDENT OF
BASEBALL OPERATIONS & GM**

Entering his 59th season in professional baseball and 18th with the Tigers organization after joining the club as a Major League scout on January 24, 2002.

- Named Special Assistant to the General Manager on October 18, 2007, after spending the previous six seasons as a Major League scout with the organization.
- Honored with the Legends in Scouting Award from the Professional Baseball Scouting Foundation in January, 2016.
- Prior to joining the Tigers, Egan spent the previous 10 seasons with the Florida Marlins, serving as a professional scout (1999-2001), crosschecker (1996-98) and West Coast supervisor (1992-95).
- Spent the 1986-91 seasons with the Texas Rangers, joining the club in 1986 as a Minor League pitching coordinator, before joining the Major League staff as a bullpen coach in 1988...after two seasons as bullpen coach with the Rangers, Egan served as pitching coach with Triple A Oklahoma City in 1990 and managed Rookie level Butte in 1991.
- Following his playing career, Egan joined the Major League Scouting Bureau in 1974, working with the bureau until joining the Rangers in 1986.
- Began his career in professional baseball as a pitcher with seven organizations over a 13-year span from 1957-69... he logged Major League time with the Tigers in 1963-64, the California Angels in 1966 and the Los Angeles Dodgers in 1967.
- Resides in Garland, TX with his wife, Kandi.



MIKE RUSSELL

SPECIAL ASSISTANT TO THE EXECUTIVE VICE PRESIDENT OF BASEBALL OPERATIONS & GM

In his 31st season in professional baseball, Russell returns to the Tigers organization as a Special Assistant to the Executive Vice President of Baseball Operations and General Manager after being named to the position on November 4, 2016.

- Spent two seasons in the Diamondbacks organization, serving as a Special Assistant to Senior Vice President... oversaw the team's Pro Scouting Department and advised on player trades and acquisitions.
- Prior to his tenure in Arizona, he worked on the Tigers Major League scouting staff from 2002-14...primary role was scouting National League Eastern Division teams and players, which aided in the acquisition of Miguel Cabrera from the Florida Marlins in 2007.
- Spent two seasons with the Toronto Blue Jays from 1994-96 as an area supervisor and Latin America scout, before a six-year stint with the Florida Marlins beginning in 1996 as an area supervisor and special assignment scout.
- Began his pro career as an area supervisor with the San Francisco Giants in 1988-89...returned to the Giants as a national cross checker from 1991-93.
- Worked as a recruiting coordinator for the University of Tennessee in 1990.
- Has scouted for four World Series teams (1989 Giants, 1997 Marlins, and 2006 and 2012 Tigers) and signed seven Major League players, including Billy Koch, Cesar Izturis and Pat Rapp.
- Inducted into the Professional Baseball Scouts Hall of Fame in 2013.
- He and his wife, Jodi, have a daughter, Katie, and reside in Gulf Breeze, FL.



JOHN WESTHOFF

SENIOR ADVISOR

Entering his 38th season in professional baseball, his 18th season with the Tigers and his first full season in his current position after being named to the position on November 1, 2018.

- As Senior Advisor, Westhoff provides general legal services to the club and he assists the general manager in various baseball operations and contract matters.
- Spent three seasons as the club's Vice President, Assistant General Manager and General Counsel. In that position, Westhoff assisted the general manager with player contracts, payroll, salary arbitration and other baseball administrative and legal issues...spent the previous 15 seasons as Vice President, Baseball Legal Counsel.
- Prior to joining the Tigers, he was employed by the Florida Marlins as Vice President, Baseball Legal Counsel... his responsibilities covered all legal affairs pertaining to baseball operations, including Major League player contract negotiations and arbitration procedures, as well as any other baseball related legal issues and administrative matters.
- Prior to joining the Marlins, Westhoff spent 19 years as the associate counsel for Major League Baseball, Office of the Commissioner.
- While with Major League Baseball, he participated in negotiations for three Collective Bargaining Agreements and administered and enforced these agreements as well as the policies that existed between the clubs and the Major League Baseball Players Association.
- Westhoff also handled legal issues relating to the processing of grievances, including representing clubs in both grievance and salary arbitration hearings.
- Westhoff received an undergraduate degree in Political Science and Economics from Fordham University in 1976 and earned his Juris Doctor degree from Fordham University School of Law in 1982.
- He and his wife, Donna, reside in Northville, MI, and they have a daughter, Casey, who lives in Washington D.C.



SCOTT REID

SENIOR ADVISOR

Enters his 18th season with the Tigers and third in his current position of Senior Advisor...previously served as the team's Vice President, Player Personnel for 13 seasons.

- Just completed his 51st year in professional baseball.
- Originally joined Detroit as the Vice President/Special Assistant to the General Manager on January 15, 2002.
- Prior to coming to Detroit, Reid spent 10 seasons with the Florida Marlins...originally joined the club in 1992 as a Major League scout.
- Was named Assistant to the General Manager for the Marlins in December 1999...promoted to Vice President/Assistant to the General Manager in March 2000.
- Spent eight seasons with the Chicago Cubs organization before joining the Marlins...was a special player consultant during his final three years with the Cubs.
- Joined the Cubs in November, 1983 and served as a Major League scout (1984-85), director of scouting (1986-87) and as a Major League and Minor League scout (1988).
- Began his professional baseball career as an outfielder in the Philadelphia organization in 1967 and played in 38 games with the Phillies in 1969 and 1970.
- After his playing career ended in 1973, was a coach and scout for Philadelphia before joining the Cubs.
- Reid, 72, and his wife Sherry, have a son, Brian, currently an area scout with the NY Mets, daughter, Lindsay, two grandsons, Jackson and Cooper, and two granddaughters, Brennan and Morgan.

FRONT OFFICE



GRANT ANDERSON
Senior Director,
Ticket Services



MATT ANDRUS
Client Services
Representative



KARA AREND
New Business
Representative



NICK AUSTIN
Scoreboard & Web
Producer



JORDEN BAGLEY
Corporate Partnerships
Account Executive



RACHEL BARNETT
Suite Sales & Services
Coordinator



MONICA BASIL
Accounts Receivable
Coordinator



MIKE BAUER
Director,
Event Operations



ASHLEY BAUGHMAN
Authentic
Coordinator



KIRIL BAYOFF
Park Operations
Coordinator



COREY BELL
Group Sales Senior
Executive



DONNA BERNARDO
Community Affairs
Administrative Assistant



ANDY BJORNSTAD
Baseball Video
Operations Coordinator



BETSY BOUILLON
New Business
Senior Executive



BRENT BREVAK
Content
Producer



DONALD BROWN
Ballpark
Electrician



ZACH BUREK
Lakeland
General Manager



MIKE BURGER
Senior Database Architect,
Baseball Operations



CHIMERE BUTLER
Lakeland, Sales
Representative



EVAN BUTTERFIELD
Client Services
Representative



SCOTT CALKA
Box Office
Administrator



JESSICA CANFIELD
Client Services
Representative



MARK CAVE
Assistant Clubhouse
Manager



MARK CEBELAK
Payroll
Administrator



NORMAN CHAMBERS
Housekeeping
Supervisor


FRONT OFFICE



FRONT OFFICE



ROSA CHAVEZ
Box Office
Administrator



JESSICA CHESLEY
Suite Sales Account
Executive



AMY CHURCHILL
Ticket Sales
Coordinator



JOE CLASMAN
Large Volume
Executive



JIM CLEARY
Group Sales
Executive



RON COLANGELO
Vice President,
Communications



SHAUN COLBURN
New Business
Senior Executive



JERRY CONNORS
Director,
Security



FRANK CORDOVA
Box Office
Administrator



CHAD CRUNK
Director,
Media Relations



MADISON CURL
New Business
Representative



ADAM DAILY
Trackman/Analytics
Coordinator



DAN D'ALESSANDRO
Corporate Partnerships
Sales Manager



JIM DARROW
Director, Information
Technology



KELSEY DECKER
Suite Sales & Services
Manager



GARY DOBROWOLSKI
Security
Manager



ANDREW DUPONT
Scoreboard
Producer Editor



WESLEY EASLEY
Ballpark Operations
Assistant



RYAN EASON
Lakeland Box
Office Manager




ERIC FASSLER
New Business
Representative



BEN FIDELMAN
Media Relations
Coordinator



JORDAN FIELD
Director, Player Relations &
Detroit Tigers Foundation



MICHELLE FIELDS
Group Sales
Senior Executive



KAREN FLETCHER
Cafeteria
Supervisor



SHANNON FOLLETT
Lakeland Administration &
Operations Manager

FRONT OFFICE



STEVE FOX
Director,
Ticket Sales



COURTNEY FOYT
Graphic
Designer



STAN FRACKER
Director, Broadcasting &
In-Game Entertainment




RYAN FREDERICK
New Business
Representative



TOM FREISMUTH
Box Office
Administrator



SHUNTA GOODMAN
Housekeeping
Supervisor



KARA GRABOWSKI
Box Office
Administrator



MICHAEL GRAHAM
Ballpark Operations
Assistant



DAN GRIESBAUM
Manager, Suite Sales
and Services



KAREN GRUCA
Senior Director,
Human Resources



STEVE HARMS
Vice President,
Corporate Partnerships




MIKAELA HIGGINS
Social Media
Coordinator



MARC HIMELSTEIN
Director,
Authentic



BEAU HORAN
Analyst, Baseball
Operations



KAN IKEDA
International Pro Scout/
Video Coordinator



PETER JANNETTA
Ballpark Operations
Assistant



ASHLEY JONES
Guest Services
Manager



DREW JORDAN
Senior Analyst,
Baseball Operations




KRISTIN JORGENSEN
Financial
Analyst



COURTNEY KAPLAN
Community Affairs
Manager



AIDAN KEARNS
Analyst, Baseball
Operations



GWEN KEATING
Medical Services
Coordinator



CAITLIN KELLY
Event Services
Manager



ADAM KLEIN
Ticket Services
Manager



KAITLIN KNUTSON
Director, Partnership
Services

FRONT OFFICE



FRONT OFFICE



HALEY KOLFF
Director, Promotions & Special Events



KELLI KOLLMAN
Senior Director, Finance




JOSH KRAGNESS
Senior Software Engineer, Baseball Operations



HEATHER KRAJENKA
Group Sales Representative



BRIAN KRAJEWSKI
Ballpark Operations Assistant



KYLE LANCKZI
Baseball Video Operations Assistant



JESSICA LANGOLF
Partnership Services Coordinator



DAN LAUER
Lakeland Assistant General Manager



KATE LAURA
Box Office Administrator



CANDICE LENTZ
Internal Audit Manager



ELAINE LEWIS
Vice President, Community and Public Affairs



JERRY LEWIS
Director, Fantasy Camps



ALEX LOVACHIS
Senior Producer & Scoreboard Production Manager



JEFF LUTZ
Director, Business Analytics



MARTY LYON
Executive Assistant to the EVP, Baseball Operations & GM



TOM MACEACHERN
Database Architect, Baseball Operations



PETE MANCUSO
Assistant Clubhouse Manager, Lakeland



BRYAN MARTIN
Client Services Representative



RIKO MATA
Technology Specialist



KENDALL MAXWELL
Scoreboard Producer Editor



MIKE McADAMS
Director, Group Sales



JESSICA McCABE
Ticket Systems Administrator



MIKE MOORMAN
Security Manager



RON MYERS
Director, Lakeland Operations




ALLEN NESBITT
Ballpark Electrician

FRONT OFFICE




NICOLE NIMETH
Human Resources &
Recruiting Coordinator



EVAN NOVAK
Promotions & Special
Events Coordinator



MAGGIE O'HARA
Senior Analyst,
Baseball Operations




TAYLOR OLSON
Promotions & Special
Events Coordinator



ZACHARY PAPPAS
Database
Administrator



SCOTT PETT
Vice President, Ticket
and Suite Sales




BRIAN PICKELSIMER
New Business
Representative



KYLE PICKENS
Assistant
Groundskeeper



SHANE PIESIK
Senior Analyst,
Baseball Operations



JEFF PONGRACZ
Ballpark Operations
Assistant



BRET PRICE
Suite Sales Account
Executive



STEPHEN QUINN
Vice President, Finance and
Administration, CFO



SHEILA ROBINE
Accounting Manager &
Treasury Analyst



ASHLEY ROBINSON
Youth Program & Player
Relations Manager



JAZMINE ROBINSON
CRM & Partnership
Services Manager



DAN ROSS
Clubhouse
Assistant



DAN RUCINSKI
Ballpark Operations
Assistant




JESSICA RUDDY
Group Sales
Executive



PATRICK SAENZ
Lakeland Clubhouse
Manager



JEFF SANDERS
Group Sales Senior
Executive



BRANDON SCHERZER
Community Affairs
Coordinator



CASEY SHAUMAN
Group Sales
Coordinator



KELSEY SHUCK
Human Resources
Coordinator



TINA SIDNEY
Accounting Administrative
Assistant




BRIAN SKIPINSKI
Director,
Park Operations

FRONT OFFICE



FRONT OFFICE



MAC SLAVIN
Digital & Social
Media Manager



DANA SMITH
Park Operations
Administrative Coordinator



BRENNAN SOCHA
Client Services
Representative



MATT SONEFELD
Scoreboard Producer
Editor



MATT SOULIERE
Technology
Specialist



ALISON STREICHER
Lakeland, Operations
Coordinator



KEVIN SUCHER
CRM & Database
Manager



DEBRA SWORD
Accounts Payable
Coordinator



JOHN SZLINIS
Manager,
Park Operations



COREY THOMAS
Corporate Partnerships
Sales Manager



DAVE THOMPSON
Group Sales
Executive



PEGGY THOMPSON
Executive Assistant to the
EVP, Business Operations



KURT TIESMAN
Corporate Partnerships
Sales Director



AUBREY TOPPER
Ticket Services
Manager



DANNY VARGOVICK
Senior Analyst,
Baseball Operations



RYAN VROOMAN
Park Operations
Coordinator



JILLIAN WALKER
New Business
Representative




JANET WARE
Switchboard
Operator



JOE WENZEL
Ballpark Operations
Assistant



ADAM WEXLER
Technical Services
Manager



ZACH WOLF
Analyst, Baseball
Operations



COREY WOLFGANG
Client Services
Representative



JOHN WOLSKI
Corporate Partnerships
Sales Director



TJ WYREBEK
New Business
Representative



MICHELE WYSOCKI
Media Relations
Coordinator



ELLEN HILL ZERINGUE
Vice President,
Marketing

TIGERS IN THE COMMUNITY





DETROIT TIGERS IN THE COMMUNITY



The Detroit Tigers organization is committed to providing a caring and enduring presence in our community and believes in the need to invest in our region's future. Through the Detroit Tigers Foundation and Tigers community affairs initiatives, the club supports thousands of deserving individuals and organizations in the greater Detroit area with a focus on youth, education and recreation.



DETROIT TIGERS FOUNDATION

Established in 2005, the Detroit Tigers Foundation is an affiliate of Ilitch Charities, a 501(c)(3) public charity. The Foundation's mission is to enhance lives through the game of baseball. Since its inception, the Foundation has awarded nearly \$24 million in grants, Tigers tickets and scholarships with a focus on youth, education and recreation. For more information on the Foundation and the team's many other charitable activities, visit www.detroittigersfoundation.com.



PLAY BASEBALL DETROIT

A love of baseball runs deep in the veins of the metro Detroit area. The Detroit Tigers do their part by developing young athletes in our community through Play Baseball Detroit. The program engages children in baseball, such as equipment donations, field maintenance, school rallies, baseball skills clinics, competitive tournaments and an online team registration program. Play Baseball Detroit is funded by the Detroit Tigers Foundation and has served nearly 130,000 youth since 2008.

GLOVES FOR KIDS

Together with Entercom Detroit and FOX Sports Detroit, the Tigers call upon our community to donate new or gently-used baseball/softball equipment to support youth leagues in our area. Since the program's inception, Gloves for Kids has collected and distributed over 22,000 pieces of equipment in and around Detroit.

TINY TIGERS

Tiny Tigers is a Tee Ball and Junior Baseball program in partnership with the Detroit Police Athletic League (PAL) for children ages 4-8. Since 2008, Tiny Tigers has served nearly 6,000 youth.

BASEBALL FUNDAMENTALS

The Baseball FUNDamentals program builds children's excitement for the game of baseball through high-energy school rallies, player appearances and coaching clinics. The FUNDamentals program has served over 30,000 children since 2008.

TEAM TIGERS

Team Tigers is an online registration and reward program. By registering at Tigers.com, youth teams receive resources and tools to help them succeed, including baseball equipment, Tigers game tickets, training manuals and wristbands. In addition, Team Tigers members are eligible to nominate a coach or volunteer for the Team Tigers Coach of the Year Award and Play Baseball Detroit Champion Award.



FIELD RENOVATIONS

The Detroit Tigers Foundation brings new life to baseball, softball and tee ball fields weathered by time, financial hardship and neglect. Field renovation projects create safe and playable diamonds for the youth of our community. Over 75 fields have been improved in cities across Michigan due to efforts of this program.

50/50 RAFFLE

The 50/50 raffle program allows fans to support a good cause while gaining a chance to win big. Each lucky winner receives half of the raffle proceeds, while the other half benefits the Detroit Tigers Foundation, to support youth, education and recreation. Since its inception in 2008, the program has raised nearly \$2 million to support the greater Detroit community.

AUTOGRAPHS FOR A CAUSE

Tigers players partner with the Detroit Tigers Foundation in an exclusive program called Autographs for a Cause. Through this program, players sign limited edition baseball cards in exchange for a donation to the Detroit Tigers Foundation - the club's official charity. To further the charitable impact of the program, Tigers players match donations with a portion of proceeds benefitting causes close to their heart. For more information visit www.tigers.com/autographsforacause.



TIGERS IN THE COMMUNITY

DETROIT TIGERS ARMED FORCES GAME BALL DELIVERY

On select days, a member of the Armed Forces who has recently returned from deployment delivers the game ball to the pitcher's mound in front of the crowd at Comerica Park. The game ball delivery is a symbol of appreciation for the men and women who serve.

AUTOGRAPHED MEMORABILIA DONATION PROGRAM

Each year, nearly 1,500 charitable organizations benefit from in-kind donations, including autographed memorabilia and unique experience packages.

TICKET DONATION PROGRAM

The Tigers organization donates over 200,000 tickets each year to groups throughout Michigan, northern Ohio and southern Ontario, Canada to allow charitable and other deserving groups the opportunity to enjoy Tigers baseball at Comerica Park.

HOST A TIGERS SPIRIT DAY

What's better than cheering for the Detroit Tigers? Cheering for them in your favorite Tigers apparel! Help the Detroit Tigers Foundation support youth baseball and bring some additional fun to your office by participating in a Tigers themed spirit day. For more information call 313-471-2113.

EDUCATION

The Detroit Tigers recognize outstanding students and support education through many programs, including:

- **School Incentive Program:** The Tigers encourage students to get involved in leadership-building activities, ranging from safety patrol to maintaining perfect attendance. Annually, over 12,000 students attend a Tigers game at Comerica Park in recognition of their successes.
- **Jackie Robinson Art, Essay and Poetry Contest:** Each year, the Tigers invite local students to participate in the Art, Essay and Poetry contest by expressing themselves through these creative avenues. Students capture Robinson's spirit, and his tremendous impact on society. Winning students are honored in a special pregame ceremony. This season will mark the Centennial of Jackie Robinson.
- **Willie Horton Scholarship:** The Detroit Tigers Foundation is proud to endow an annual scholarship in honor of 1968 World Series champion Willie Horton. Each year, a \$5,000 scholarship is awarded to a graduating senior from Detroit's Northwestern High School, Horton's alma mater. Recipients of the scholarship are students who have displayed a high level of commitment to academics, leadership, character development and volunteerism.
- **Miguel Cabrera Scholarship:** In 2016, Tigers first baseman Miguel Cabrera and his wife, Rosangel, partnered with the Detroit Tigers Foundation to establish the Miguel Cabrera Family Scholarship Fund, a permanent endowment with the Community Foundation for Southeast Michigan. The scholarship is intended for first generation college students from Michigan or Florida.



TIGERS WINTER CARAVAN

For a few special days each January, Tigers players, coaches, broadcasters and front office staff hit the road for the Tigers Winter Caravan to visit fans throughout the state of Michigan. The event provides opportunities to promote Tigers baseball prior to each season. The annual Tigers Winter Caravan makes nearly 40 stops over two days, touching the lives of thousands of Tigers fans. While supporting numerous communities and organizations, Tigers personnel can be found reading to children, spending time with kids in the hospital and visiting local firehouses and police stations.

TIGERS DREAMS COME TRUE

For fans facing a life-threatening illness, their wish may be a special visit from a Tigers player or coach, to watch batting practice from the field or hang out with PAWS. The Tigers make these dreams a reality through the Dreams Come True program.




TIGERS WIVES

Tigers Wives are an integral part of the Tigers community outreach programs. From participating in the Komen Detroit Race for the Cure, to serving meals from the Salvation Army Bed & Bread Truck, visiting children in local hospitals, and manning the phones for the club's annual Broadcast Auction, the Tigers Wives are always giving back to the local community.

MANAGER & COACHING STAFF



15

RON GARDENHIRE

BT: R TH: R BORN: 10/24/1957 IN BUTZBACH, WEST GERMANY

MANAGER

Opening Day Age: 61 Residence: Ft. Myers, FL
Former Position: Infielder Signed Through: 2020

A veteran of 26 seasons of managing and coaching experience at the Major League level, Gardenhire was named the 38th manager in Tigers history on October 20, 2017.

- Enters the 2019 season ranked sixth among active managers and 52nd in Major League Baseball history with 1,132 victories.
- Spent the 2017 season as the bench coach for the Arizona Diamondbacks, who captured a National League Wild Card spot and advanced to the National League Division Series.
- Served as a Special Assistant to the General Manager in 2016 with Minnesota.
- Was a member of the Minnesota Twins Major League coaching staff from 1991-2014, including serving as manager from 2002-14.
- Is the winningest manager in Twins history, posting a record of 1,068-1,039 (.507) over his 13 seasons...is one of 10 managers in baseball history to win 1,000-or-more games with a single team.
- Guided the Twins to six postseason appearances (2002-04, 2006, 2009-10), including a berth in the 2002 American League Championship Series...was the first manager in MLB history to guide his team to the postseason in six of his first nine seasons.
- Was the fourth manager in MLB history to begin his managerial career with three consecutive first-place finishes (2002-04), joining Larry Dierker (Astros, 1997-99), Ralph Houk (Yankees, 1961-63) and Hughie Jennings (Tigers, 1907-09).
- Became the first American League manager to finish in first place in each of his first three years as manager of a team since Dick Williams with Oakland from 1971-73.
- Named the BBWAA American League Manager of the Year in 2010...also finished runner-up for the honor on five occasions.
- Prior to taking over as Twins manager in 2002, served in various roles on Minnesota's coaching staff from 1991-2001...was the third base coach on the Twins' 1991 World Series Championship club.
- Before joining the Twins coaching staff, he spent three seasons as a manager at the Minor League level, managing Single A Kenosha in 1988 and Double A Orlando in 1989-90...was named the Southern League Co-Manager of the Year in 1990 by *Baseball America*.
- Played five Major League seasons for the Mets from 1981-85, hitting .232/.277/.296 with four home runs and 49 RBI in 285 games.
- Made his Major League debut on September 1, 1981 and collected his first career hit, a single, off of Hall of Famer Bruce Sutter on September 11, 1981 at St. Louis.
- Hit his first Major League home run on June 29, 1982 at Montreal off Ray Burris.
- Originally drafted by the New York Mets in the sixth round of the June 1979 MLB First-Year Player Draft.
- Attended Paris (TX) Junior College and the University of Texas, majoring in physical education...set a Longhorn record with 10 RBI on March 5, 1978 vs. Arkansas...was a captain and All-Conference shortstop in his senior year, leading Texas to the Southwest Conference championship and a fourth place finish in the College World Series.
- Actively participates in the Tigers Dreams Come True and Autographed Memorabilia Donation programs; visited patients at the Detroit VA Medical Center; attended the Negro Leagues Weekend Legacy Luncheon and Keeping Kids in the Game; donated his personal luxury suite to non-profit organizations throughout the season; honored at the Boys and Girls Club of Oakland and Macomb Breakfast of Champions; participated in the Tigers Winter Caravan and TigerFest.
- He and his wife, Carol, reside in Fort Myers, FL...the couple has three children, Tiffany, Tara and Toby... Toby was drafted by the Twins in the 38th round of the 2002 MLB Draft and 41st round of the 2005 MLB Draft and is currently the manager for Single A Fort Myers in Minnesota's Minor League system.

ALL-TIME MANAGERIAL WINS		
Rank	Name	Wins
43.	Mike Hargrove	1,188
44.	Bobby Valentine	1,186
45.	Hughie Jennings	1,184
46.	Joe Maddon	1,168
47.	Lou Boudreau	1,162
48.	John McNamara	1,160
49.	Ned Yost	1,144
50.	Tom Kelly	1,140
51.	Frankie Frisch	1,138
52.	Ron Gardenhire	1,132

MOST WINS IN BASEBALL HISTORY WITH A SINGLE TEAM

Name	Club	Wins	Name	Club	Wins
Connie Mack	Athletics	3,731	Earl Weaver	Orioles	1,480
John McGraw	Giants	2,763	Tom Kelly	Twins	1,140
Walter Alston	Dodgers	2,040	Danny Murtaugh	Pirates	1,115
Tommy Lasorda	Dodgers	1,599	Ron Gardenhire	Twins	1,068
Mike Scioscia	Angels	1,650	Red Schoendienst	Cardinals	1,041



RECORD AS A MANAGER

Year	Club	League	W	L	Pct.	Position	Games +/-
1988	Kenosha	Midwest	81	59	.579	1st/2nd	---
1989	Orlando	Southern	79	65	.549	1st	---
1990	Orlando	Southern	85	59	.590	1st	---
2002	Minnesota	American	94	67	.584	1st	+13.5
2003	Minnesota	American	90	72	.556	1st	+4.0
2004	Minnesota	American	92	70	.568	1st	+9.0
2005	Minnesota	American	83	79	.512	3rd	-16.0
2006	Minnesota	American	96	66	.593	1st	+1.0
2007	Minnesota	American	79	83	.488	3rd	-17.0
2008	Minnesota	American	88	75	.540	2nd	-1.0
2009	Minnesota	American	87	76	.534	1st	+1.0
2010	Minnesota	American	94	68	.580	1st	+6.0
2011	Minnesota	American	63	99	.389	5th	-32.0
2012	Minnesota	American	66	96	.407	5th	-22.0
2013	Minnesota	American	66	96	.407	4th	-27.0
2014	Minnesota	American	70	92	.432	5th	-20.0
2018	DETROIT	American	64	98	.395	3rd	-27.0
MINOR LEAGUE TOTALS			245	183	.572	(Three Seasons)	
DETROIT TOTALS			64	98	.395	(One Season)	
MAJOR LEAGUE TOTALS			1,132	1,137	.499	(14 Seasons)	

RECORD AS A PLAYER

Year	Club	AVG	G	AB	R	H	TB	2B	3B	HR	RBI	SH	SF	HB	BB	SO	SB	CS	OBP	SLG	F
1979	Lynchburg	.296	70	277	36	82	113	13	3	4	27	9	1	0	21	45	9	5	.344	.408	21
1980	Jackson	.258	127	458	58	118	164	16	6	6	64	6	4	4	45	68	13	9	.327	.358	41
1981	Tidewater	.254	125	414	52	105	144	17	8	2	40	6	4	2	28	61	28	12	.301	.348	33
	New York (NL)	.271	27	48	2	13	14	1	0	0	3	0	0	0	5	9	2	2	.340	.292	2
1982	New York (NL)	.240	141	384	29	92	120	17	1	3	33	12	5	0	23	55	5	6	.279	.313	29
1983	Tidewater	.287	102	387	63	111	155	20	6	4	39	5	2	2	34	54	9	7	.346	.401	27
	New York (NL)	.063	17	32	1	2	2	0	0	0	1	0	0	0	1	4	0	0	.091	.063	0
1984	New York (NL)	.246	74	207	20	51	63	7	1	1	10	1	1	0	9	43	6	1	.276	.304	12
1985	Tidewater	.211	22	71	3	15	20	2	0	1	10	0	0	0	6	13	0	2	.273	.282	5
	New York (NL)	.179	26	39	5	7	11	2	1	0	2	2	0	0	8	11	0	0	.319	.282	4
1986	Tidewater	.276	96	323	41	89	119	10	4	4	33	5	1	0	44	48	11	5	.361	.368	19
1987	Portland	.272	117	389	49	106	148	16	4	6	50	2	3	1	45	70	1	1	.347	.380	5
MINOR LEAGUE TOTALS		.270	659	2319	302	626	863	94	31	27	263	33	15	9	223	359	71	41	.334	.372	150
MAJOR LEAGUE TOTALS		.232	285	710	57	165	210	27	3	4	49	15	6	0	46	122	13	9	.277	.296	47



4

RICK ANDERSON

BT: R TH: R BORN: 11/29/1956 IN EVERETT, WA

PITCHING COACH

Opening Day Age: 62 Residence: Ft. Myers, FL
 Former Position: Pitcher

Enters his first full season as the Tigers pitching coach after being named to the position on June 27, 2018... originally joined Detroit's coaching staff on November 2, 2017 as the club's bullpen coach.

- Served as the pitching coach for the Minnesota Twins from 2002-14...over his 13 seasons in Minnesota, the Twins issued the fewest walks among all Major League clubs with 5,462 walks, which were 674 fewer walks issued than the second place team (New York (AL), 6,136 walks).
- During his tenure in Minnesota, the Twins advanced to the postseason six times, including three consecutive seasons from 2002-04.
- Guided Johan Santana to the American League Cy Young Award in 2004 and 2006, while Joe Nathan won the Rolaids Relief Man of the Year Award in 2009.
- Prior to joining the Twins Major League coaching staff, Anderson served as a pitching coach for several Minor League teams, including Triple A Salt Lake (1995-2002), Double A Nashville (1993-94), Single A Kenosha (1990-92) and Rookie-level Sarasota (1989).
- Played 11 seasons in professional baseball, including parts of three seasons in the Major Leagues...in 28 career Major League appearances, including 10 starts, he had a 4-4 record with a 4.75 ERA (96.2IP/51ER) and 42 strikeouts.



2019 TIGERS

- Made his Major League debut on June 9, 1986 vs. Philadelphia and recorded his first Major League win on August 6, 1986 at Chicago (NL)...picked up his only Major League save on August 10, 1986 at Montreal.
- Originally drafted by the New York Mets in the 24th round of the June 1978 MLB First-Year Player Draft.
- Attended the Negro Leagues Weekend Legacy Luncheon; participated in the Tigers Winter Caravan and TigerFest.
- He and his wife, Rhonda, have two daughters, Cortnie and Ashley, and one son, Ricky...they reside in Ft. Myers, FL in the offseason.

RECORD AS A PLAYER

Year	Club	W-L	ERA	G	GS	CG	SHO	SV	IP	H	AB	R	ER	HR	HB	BB	SO	WP	BK	AVG
1978	Little Falls	2-3	2.25	14	2	1	0	3	40.0	48	---	25	10	1	0	20	40	4	0	.286
1979	Jackson	8-11	3.85	25	21	7	1	0	131.0	124	---	72	56	5	3	43	71	4	0	.240
1980	Tidewater	1-3	3.83	14	0	0	0	1	40.0	36	---	18	17	4	0	15	25	0	0	.231
	Jackson	3-2	3.23	25	1	0	0	4	64.0	57	---	24	23	7	1	17	48	1	1	.229
1981	Tidewater	3-5	3.34	37	0	0	0	3	89.0	68	---	34	33	3	1	45	41	2	0	.203
1982	Tidewater	4-2	3.26	31	0	0	0	2	80.0	84	---	35	29	6	0	23	49	2	0	.259
1983	Jackson	5-1	3.59	13	12	1	0	1	77.2	77	---	40	31	7	4	29	48	2	0	.247
	Tidewater	2-1	4.05	15	1	0	0	2	40.0	37	---	19	18	1	0	22	23	2	0	.236
1984	Tidewater	6-9	3.38	26	17	3	1	3	130.1	118	---	59	49	9	1	48	93	3	1	.236
1985	Tidewater	6-3	1.98	48	2	0	0	7	95.1	79	---	28	21	3	0	33	54	2	1	.242
1986	Tidewater	7-2	2.68	22	8	1	1	0	84.0	76	---	26	25	8	0	16	56	1	0	.217
	New York (NL)	2-1	2.72	15	5	0	0	1	49.2	45	---	17	15	3	0	11	21	1	1	.245
1987	Omaha	6-5	4.52	15	14	0	0	0	79.2	94	---	44	40	9	3	22	47	6	0	.281
	Kansas City	0-2	13.85	6	2	0	0	0	13.0	26	---	22	20	3	2	9	12	0	0	.394
1988	Omaha	7-4	2.62	14	14	4	2	0	99.2	92	---	37	29	5	3	23	54	0	0	.235
	Kansas City	2-1	4.24	7	3	0	0	0	34.0	41	---	17	16	3	1	9	9	1	0	.308
MINOR LEAGUE TOTALS		60-51	3.26	299	92	17	5	26	1050.2	990	---	461	381	68	16	356	609	29	15	---
MAJOR LEAGUE TOTALS		4-4	4.75	28	10	0	0	1	96.2	112	---	56	51	9	3	29	42	2	1	.292



25

DAVE CLARK

BT: L TH: R BORN: 9/3/1962 IN TUPELO, MS

THIRD BASE COACH

Opening Day Age: 56

Residence: Collierville, TN

Former Position: Outfielder

The 2019 season will mark Clark's sixth season as the club's third base coach/outfield instructor...originally joined the Tigers coaching staff as Brad Ausmus' third base coach on November 6, 2013.

- Under his tutelage, JaCoby Jones led all Major League outfielders with 21 defensive runs saved in 2018, while he committed just one error in 293 total chances, posting a .997 fielding percentage.
- Prior to joining the Tigers, he spent five seasons with the Houston Astros, as their first base coach (2013) and third base coach (2009-12).
- Served as the Astros interim manager for the final 13 games of the 2009 season...also managed the Tigres del Licey in the Dominican Winter League from 2010-11.
- Spent six seasons as a Minor League manager (2003-2008), winning two league titles, while twice being named Manager of the Year.
- Began his coaching career in 2000 as the hitting coach for the Triple A Nashville Sounds...also spent two seasons (2001-02) as the Pirates Major League hitting coach.
- Played 13 seasons at the Major League level with the Indians (1986-89), Cubs (1990, 1997), Royals (1991), Pirates (1992-96), Dodgers (1996) and Astros (1998).
- Originally selected by the Cleveland Indians in the first round (11th overall) of the 1983 MLB First-Year Player Draft.
- Graduated from Jackson (MS) State University where he was the team's MVP and top hitter in both 1982 and 1983...inducted into the Jackson State Sports Hall of Fame in November, 2000.
- His brother, Louis, played seven years in the NFL with Seattle (1987-93) and Green Bay (1994) and currently serves as the Senior Director of Pro Personnel for the Los Angeles Chargers.
- Actively participates in the Detroit Tigers' Autographed Memorabilia Donation program and Play Baseball Detroit; attended the Negro Leagues Weekend Legacy Luncheon and Keeping Kids in the Game; participated in the pregame ceremony to celebrate African American heritage in Tigers history during Negro Leagues weekend and the Wayne State Youth Baseball Camp.
- He and his wife, Vivian, have two daughters, Meki and Kiki...they reside in Collierville, TN in the offseason.



RECORD AS A MANAGER

Year	Club	League	W	L	Pct.	Position	Games +/-
2003	Lynchburg	Carolina	37	28	.569	First-1st Half	+1.5
			39	31	.557	Second-2nd Half	-3.0
2004	Hickory	South Atlantic	39	30	.565	Second-1st Half	-1.5
2005	Corpus Christi	Texas	64	76	.467	Seventh	-14.0
2006	Corpus Christi	Texas	76	63	.547	Third	-2.0
2007	Corpus Christi	Texas	67	73	.479	Sixth	-18.0
2008	Round Rock	Pacific Coast	64	79	.448	Fourth	-11.5
2009	Houston	National	4	9	.308	Fifth	-17.0
MINOR LEAGUE TOTALS			506	493	.507	(Six Seasons)	
MAJOR LEAGUE TOTALS			4	9	.308	(One Season)	

RECORD AS A PLAYER

Year	Club	AVG	G	AB	R	H	TB	2B	3B	HR	RBI	SH	SF	HB	BB	SO	SB	CS	OBP	SLG	E
1983	Waterloo	.277	58	159	20	44	66	8	1	4	20	0	1	3	19	32	2	2	.363	.415	1
1984	Waterloo	.309	110	363	74	112	179	16	3	15	63	4	4	10	57	68	20	5	.412	.493	4
	Buffalo	.179	17	56	12	10	20	1	0	3	10	0	2	1	9	13	1	1	.294	.357	1
1985	Waterbury	.302	132	463	75	140	214	24	7	12	64	1	4	1	86	79	27	12	.410	.462	11
1986	Maine	.279	106	355	56	99	177	17	2	19	58	2	2	3	52	70	6	5	.374	.499	6
	Cleveland	.276	18	58	10	16	26	1	0	3	9	2	1	0	7	11	1	0	.348	.448	0
1987	Buffalo	.340	108	420	83	143	261	22	3	30	80	1	5	3	52	62	14	11	.413	.621	6
	Cleveland	.207	29	87	11	18	32	5	0	3	12	0	0	0	2	24	1	0	.225	.368	0
1988	Colorado Springs	.297	47	165	27	49	75	10	2	4	31	1	2	2	27	38	4	5	.398	.455	3
	Cleveland	.263	63	156	11	41	56	4	1	3	18	0	1	0	17	28	0	2	.333	.359	2
1989	Cleveland	.237	102	253	21	60	96	12	0	8	29	1	1	0	30	63	0	2	.317	.379	1
1990	Chicago (NL)	.275	84	171	22	47	70	4	2	5	20	0	2	0	8	40	7	1	.304	.409	0
1991	Omaha	.301	104	359	45	108	177	24	3	13	64	0	2	0	30	53	6	4	.353	.493	4
	Kansas City	.200	11	10	1	2	2	0	0	0	1	0	0	0	1	1	0	0	.273	.200	0
1992	Buffalo	.304	78	253	43	77	139	17	6	11	55	2	1	2	34	51	6	4	.390	.549	6
	Pittsburgh	.212	23	33	3	7	13	0	0	2	7	0	1	0	6	8	0	0	.325	.394	0
1993	Pittsburgh	.271	110	277	43	75	123	11	2	11	46	0	2	1	38	58	1	0	.358	.444	6
1994	Pittsburgh	.296	86	223	37	66	109	11	1	10	46	1	3	0	22	48	2	2	.355	.489	3
1995	Pittsburgh	.281	77	196	30	55	73	6	0	4	24	0	2	1	24	38	3	3	.359	.372	4
1996	Pittsburgh	.275	92	211	28	58	98	12	2	8	35	0	1	0	31	51	2	1	.366	.464	1
	Los Angeles (NL)	.200	15	15	0	3	3	0	0	0	1	0	0	0	3	2	0	0	.333	.200	0
1997	Chicago (NL)	.301	102	143	19	43	66	8	0	5	32	0	2	2	19	34	1	0	.386	.462	2
1998	Houston	.206	93	131	12	27	34	7	0	0	4	0	0	1	14	45	1	1	.288	.260	3
1999	Albuquerque	.324	37	108	19	35	53	7	1	3	17	0	0	0	26	26	2	0	.455	.491	2
MINOR LEAGUE TOTALS		.302	797	2701	454	817	1361	146	28	114	462	11	23	25	392	492	88	49	.393	.504	44
MAJOR LEAGUE TOTALS		.264	905	1964	248	518	801	81	8	62	284	4	16	5	222	451	19	12	.338	.408	22

DIVISION SERIES RECORD

Year	Club/Opp.	AVG	G	AB	R	H	TB	2B	3B	HR	RBI	SH	SF	HB	BB	SO	SB	CS	OBP	SLG	E	
1996	LAD vs. ATL	.000	2	0	0	0	0	0	0	0	0	0	0	0	0	2	0	0	0	0.000	0.000	0
1998	HOU vs. SD	.000	2	0	0	0	0	0	0	0	0	0	0	0	2	0	0	0	0	1.000	0.000	0
DIVISION SERIES TOTALS		.000	4	2	0	0	0	0	0	0	0	0	0	0	2	2	0	0	.500	.000	0	

TIGERS CATCHERS STOPPING THE RUNNING GAME

The following is a list of top five Tigers catchers in throwing out baserunners attempting to steal (catcher caught stealings only) during a single season since the statistic started being tracked in 1975:

Player	Year	SB	CS	%
Lance Parrish	1984	44	37	45.7
Ivan Rodriguez	2006	25	21	45.7
Lance Parrish	1982	54	44	44.9
Lance Parrish	1983	57	46	44.7
Ivan Rodriguez	2005	33	26	44.1

Courtesy of STATS LLC




59

PHIL
CLARK

BT: R TH: R BORN: 5/6/1968 IN CROCKETT, TX

ASSISTANT HITTING COACH

Opening Day Age: 50

Residence: Ocoee, FL

Former Position: Outfielder

Entering his fifth season in the Tigers organization and his second as the Major League club's assistant hitting coach, after being named to the position on November 2, 2017.


- Prior to joining the Major League staff, he spent three seasons as a hitting coach in the Tigers Minor League system, first with Single A West Michigan in 2015 and then with Double A Erie in 2016-17.
- Under Clark's tutelage, outfielder Christin Stewart was named a 2017 Eastern League Midseason and Postseason All-Star, leading the league with 28 home runs, 60 extra-base hits and 243 total bases, and ranking third with 86 RBI, tied for fourth with 29 doubles and fifth with a .501 slugging percentage.
- In 2016, the SeaWolves finished the season ranked tied for second in the Eastern League with a .265 team batting average, while they were fourth in 2017 with a .261 batting average.
- Prior to joining the Tigers organization, he was a coach in the Cleveland Indians Minor League system for eight seasons, serving as the hitting coach for Single A Mahoning Valley (2009, 2014), Triple A Columbus (2012-13), Single A Kinston (2011) and Single A Lake County (2010)...also worked as a coach for the Gulf Coast League Indians from 2007-08.
- The 18th overall selection by the Tigers in the 1986 MLB First-Year Player Draft, Clark played professionally for 15 seasons, including parts of five seasons in the Majors with the Tigers (1992), San Diego Padres (1993-95) and Boston Red Sox (1996).
- Ended his professional career with the Osaka Kintetsu Buffaloes in Japan, where he was named the Japan League Most Valuable Player in 1998.
- Attended Keeping Kids in the Game; participated in the Tigers Winter Caravan and TigerFest.
- A native of Crockett, TX, Clark and his wife, Judy, reside in Ocoee, FL...the couple has three children.

RECORD AS A PLAYER

Year	Club	AVG	G	AB	R	H	TB	2B	3B	HR	RBI	SH	SF	HB	BB	SO	SB	CS	OBP	SLG	E
1986	Bristol	.332	66	247	40	82	102	4	2	4	36	1	4	6	19	42	12	1	.388	.413	11
1987	Fayetteville	.295	135	542	83	160	228	26	9	8	79	1	8	6	25	43	25	9	.329	.421	28
1988	Lakeland	.298	109	403	60	120	172	17	4	9	66	2	7	10	15	43	16	7	.333	.427	8
1989	London	.290	104	373	43	108	155	15	4	8	42	2	1	8	31	49	2	2	.356	.416	7
1990	Toledo	.227	75	207	15	47	69	14	1	2	22	6	2	4	14	35	1	1	.286	.333	2
1991	Toledo	.254	110	362	47	92	126	14	4	4	45	3	2	5	21	49	6	6	.303	.348	13
1992	Toledo	.280	79	271	29	76	126	20	0	10	39	1	2	2	16	35	4	2	.323	.465	7
	DETROIT	.407	23	54	3	22	29	4	0	1	5	1	0	0	6	9	1	0	.467	.537	2
1993	San Diego	.313	102	240	33	75	119	17	0	9	33	1	2	5	8	31	2	0	.345	.496	8
1994	San Diego	.215	61	149	14	32	53	6	0	5	20	0	3	3	5	17	1	2	.250	.356	4
1995	San Diego	.216	75	97	12	21	30	3	0	2	7	0	2	1	8	18	0	2	.278	.309	0
1996	Pawtucket	.325	97	369	57	120	196	36	2	12	69	0	3	10	17	32	3	6	.368	.531	15
	Boston	.000	3	3	0	0	0	0	0	0	0	0	0	0	1	0	0	0	.000	.000	0
1997	Kintetsu*	.331	135	526	61	174	270	27	0	23	93	0	5	9	29	67	1	3	.373	.513	---
1998	Kintetsu*	.320	135	531	68	170	315	48	2	31	114	0	4	7	45	75	0	1	.378	.593	---
1999	Kintetsu*	.287	134	509	79	146	265	32	0	29	84	0	7	5	52	64	4	3	.354	.521	---
2000	Kintetsu*	.258	66	252	31	65	108	9	2	10	33	0	1	7	14	27	0	1	.314	.429	---
2002	Nashua*	.255	11	47	5	12	21	3	0	2	11	0	0	1	1	5	0	1	.286	.447	1
	MINOR LEAGUE TOTALS	.290	775	2774	374	805	1174	146	26	57	398	16	29	51	158	328	69	34	.337	.423	90
	DETROIT TOTALS	.407	23	54	3	22	29	4	0	1	5	1	0	0	6	9	1	0	.467	.537	2
	MAJOR LEAGUE TOTALS	.276	264	543	62	150	231	30	0	17	65	2	7	9	27	76	4	4	.317	.425	14

* - Not Included in Career Totals





43

STEVE LIDDLE

BT: R TH: R BORN: 3/4/1959 IN NASHVILLE, TN

BENCH COACH

Opening Day Age: 60 Residence: Smyrna, TN

Former Position: Catcher

Enters his second season as the Tigers bench coach, after being named to the position on November 2, 2017.

- Most recently worked in the Minnesota Twins organization, spending 11 seasons on the Major League coaching staff, first as the club's bench coach from 2002-10 and then as the team's third base coach from 2011-12.
- Helped the Twins to six postseason appearances, including three consecutive seasons from 2002-04.
- Worked as the Twins Minor League field coordinator from 1999-2001.
- Before joining Minnesota's Major League staff, Liddle worked in various roles throughout the Twins Minor League system from 1989-2001, including serving as manager of Single A Kenosha (1989-90), Single A Visalia (1991-92), Single A Fort Myers (1993-94) and the GCL Twins (1997-98).
- Served as the hitting coach for Triple A Salt Lake in 1995-96...produced Minor League batting titles in 1995 and 1996, and two Pacific Coast League batting champions (Riccardo Ingram in 1995 and Brian Raabe in 1996).
- Originally signed by the California Angels as a free agent on June 15, 1981, he played eight Minor League seasons, playing in both the Angels (1981-86) and Twins (1987-88) organizations...in 1983, he led all Eastern League catchers in games played, putouts assists and double plays, while he led Southern League catchers in assists (77) and double plays (12) in 1987.
- Attended the Negro Leagues Weekend Legacy Luncheon and Keeping Kids in the Game; participated in the Tigers Winter Caravan and TigerFest.
- Liddle and his wife, Anne, reside in Smyrna, TN...the couple has two sons, Benjamin and Jake, and a daughter, Sarah.

RECORD AS A MANAGER

Year	Club	League	W	L	Pct.	Position	Games +/-
1989	Kenosha	Midwest	63	66	.488	4th/5th	---
1990	Kenosha	Midwest	61	77	.442	5th/5th	---
1991	Visalia	California	58	78	.426	5th/3rd	---
1992	Visalia	California	75	61	.551	3rd/1st	---
1993	Ft. Myers	Florida State	55	79	.410	6th/6th	---
1994	Ft. Myers	Florida State	71	63	.530	6th/4th	---
1997	GCL Twins	Gulf Coast	28	32	.467	8th/4th	---
1998	GCL Twins	Gulf Coast	34	26	.567	1st	---
MINOR LEAGUE TOTALS			445	482	.480	(Eight Seasons)	

RECORD AS A PLAYER

Year	Club	AVG	G	AB	R	H	TB	2B	3B	HR	RB	SH	SF	HB	BB	SO	SB	CS	OBP	SLG	E
1981	Idaho Falls	.455	3	11	6	5	8	1	1	0	5	0	0	0	3	2	0	1	.571	.727	0
	Redwood	.302	47	126	22	38	59	8	2	3	28	3	2	1	14	21	2	0	.371	.468	8
1982	Redwood	.234	55	158	14	37	53	7	0	3	19	4	3	2	17	21	1	3	.311	.335	10
	Holyoke	.300	45	150	13	45	56	8	0	1	16	0	3	0	11	14	0	0	.341	.373	9
1983	Nashua	.223	117	381	46	85	115	15	0	5	45	5	7	5	52	72	4	4	.319	.302	19
1984	Edmonton	.262	92	301	40	79	116	11	4	6	51	5	6	1	44	53	0	0	.352	.385	12
1985	Edmonton	.307	25	75	12	23	36	7	0	2	13	0	2	0	12	12	0	1	.393	.480	3
1986	Midland	.300	29	110	10	33	45	7	1	1	19	0	1	0	11	15	0	1	.361	.409	2
	Edmonton	.294	63	201	29	59	86	13	1	4	27	1	3	0	25	34	1	1	.367	.428	10
1987	Orlando	.271	94	321	39	87	133	17	1	9	27	1	0	2	24	36	0	0	.326	.414	9
	Portland	.000	3	10	0	0	0	0	0	0	0	0	0	0	0	1	0	0	.000	.000	0
1988	Portland	.200	42	125	17	25	38	7	3	0	10	0	2	1	14	19	0	0	.282	.304	7
MINOR LEAGUE TOTALS		.262	615	1969	248	516	745	101	13	34	260	19	29	12	227	300	8	11	.338	.378	89




20

LLOYD
McCLENDON

BT: R TH: R BORN: 1/11/1959 IN GARY, IN

HITTING COACH

Opening Day Age: 60

Residence: Chesterton, IN

Former Position: Outfielder

A veteran of 38 years in professional baseball, McClendon is in his second stint on the Tigers coaching staff...rejoined the Major League staff as hitting coach on October 21, 2016.

- Joined the Major League club after serving as the manager for Triple A Toledo in 2016...guided the Mud Hens to a 68-76 record in his one season as the team's manager.
- Prior to rejoining the Tigers organization, McClendon spent two seasons as the manager of the Seattle Mariners...led the Mariners to a 163-161 record over his two seasons...the club's 87 wins during his first year in Seattle marked the seventh-best mark in club history and snapped a string of four straight losing seasons.
- First joined the Tigers on October 11, 2005, after being named the Tigers bullpen coach on Jim Leyland's coaching staff -- transitioned to the club's hitting coach the following season and remained in that position for seven seasons (2007-13).
- Served as the manager of the Pittsburgh Pirates for five seasons (2001-05) before joining the Tigers...served as a coach for the National League squad at Major League Baseball's All-Star Game in 2003 at Chicago's U.S. Cellular Field.
- He began his coaching career as the Pirates roving Minor League hitting instructor in 1996...spent the next four seasons (1997-2000) as the club's Major League hitting coach.
- Managed Lancaster in the California Fall League following the 1999 season, leading the club to the league's championship...served as the manager for Peoria in the Arizona Fall League following the 2000 season until he resigned from that post on November 1, one week after being named the Pirates manager.
- His playing career spanned 16 seasons (1980-95) after he was selected in the eighth round of the June 1980 MLB First-Year Player Draft by the New York Mets...saw action at the Major League level with the Cincinnati Reds (1987-88), Chicago Cubs (1989-90) and Pirates (1990-94).
- Was a member of four division-winning clubs with the Cubs (1989) and Pirates (1990-92)...hit .625/.696/.938 in 11 games during his three appearances in the National League Championship Series.
- Graduated from Roosevelt High School in Indiana in 1977, where he was an All-State selection in baseball...played baseball at Valparaiso University.
- Participated in the 1971 Little League World Series and earned the nickname "Legendary Lloyd" after hitting five home runs in five swings and drawing five intentional walks for his Gary, IN team...as a pitcher in that same series, he fanned 12 batters in eight innings of the championship game against Tainan City, Taiwan -- was enshrined in the Peter J. McGovern Little League Museum's Hall of Excellence in Williamsport, PA on August 26, 2006.
- Attended the Negro Leagues Weekend Legacy Luncheon and Keeping Kids in the Game; participated in the Jackie Robinson Day pregame ceremony, the Play Baseball Detroit clinics, the Wayne State Youth Baseball Camp, the Tigers Winter Caravan and TigerFest.
- He and his wife, Ingrid, reside in Chesterton, IN during the offseason...the couple has two children, daughter Schenell and son Bo ...Bo was selected by the Tigers in the 39th round of the June 2010 draft.

RECORD AS A MANAGER

Year	Club	League	W	L	Pct.	Position	Games +/-
2001	Pittsburgh	National	62	100	.383	Sixth	-31.0
2002	Pittsburgh	National	72	89	.447	Fourth	-24.5
2003	Pittsburgh	National	75	87	.463	Fourth	-13.0
2004	Pittsburgh	National	72	89	.447	Fifth	-32.5
2005	Pittsburgh	National	55	81	.404	Sixth	-33.0
2014	Seattle	American	87	75	.537	Third	-11.0
2015	Seattle	American	76	86	.469	Fourth	-12.0
2016	Toledo	International	68	76	.472	Third	-12.0
MINOR LEAGUE TOTALS			68	76	.472	(One Season)	
MAJOR LEAGUE TOTALS			499	607	.451	(Seven Seasons)	



RECORD AS A PLAYER

Year	Club	AVG	G	AB	R	H	TB	2B	3B	HR	RBI	SH	SF	HB	BB	SO	SB	CS	OBP	SLG	E
1980	Kingsport	.326	14	46	7	15	20	2	0	1	9	0	0	0	5	7	0	1	.392	.435	3
	Little Falls	.274	40	117	25	32	52	9	1	3	20	0	1	2	32	20	2	1	.434	.444	7
1981	Lynchburg	.251	103	363	55	91	136	12	6	7	57	3	5	7	60	68	3	0	.363	.375	17
1982	Lynchburg	.273	108	384	61	105	186	25	1	18	78	0	3	2	55	65	4	3	.365	.484	15
1983	Waterbury	.263	123	434	58	114	182	19	2	15	57	3	1	5	42	64	4	6	.334	.419	8
1984	Vermont	.277	60	202	36	56	93	16	0	7	27	0	1	2	28	28	2	2	.369	.460	3
	Wichita	.296	48	152	28	45	78	13	1	6	28	0	1	0	21	33	2	0	.379	.513	4
1985	Denver	.277	114	379	57	105	181	18	5	16	79	0	3	3	51	56	4	4	.365	.478	17
1986	Denver	.259	132	433	75	112	216	30	1	24	88	0	4	2	70	75	2	4	.361	.499	11
1987	Nashville	.286	26	84	11	24	39	6	0	3	14	0	2	2	17	15	1	1	.410	.464	1
	Cincinnati	.208	45	72	8	15	26	5	0	2	13	0	1	0	4	15	1	0	.247	.361	2
1988	Nashville	.143	2	7	0	1	0	0	0	0	0	0	0	0	1	1	0	0	.250	.143	0
	Cincinnati	.219	72	137	9	30	43	4	0	3	14	1	2	2	15	22	4	0	.301	.314	4
1989	Iowa	.321	34	109	18	35	57	10	0	4	13	0	1	0	21	19	4	1	.427	.523	6
	Chicago (NL)	.286	92	259	47	74	124	12	1	12	40	1	7	1	37	31	6	4	.368	.479	6
1990	Iowa	.286	25	91	14	26	34	2	0	2	10	0	1	2	8	19	3	1	.353	.374	2
	Chicago (NL)	.159	49	107	5	17	23	3	0	1	10	0	1	0	14	21	1	0	.254	.215	1
1991	Pittsburgh	.333	4	3	1	1	4	0	0	1	2	0	0	0	0	1	0	0	.333	.333	0
	Pittsburgh	.288	85	163	24	47	75	7	0	7	24	0	0	2	18	23	2	1	.366	.460	3
1992	Pittsburgh	.253	84	190	26	48	67	8	1	3	20	1	3	2	28	24	1	3	.350	.353	3
1993	Pittsburgh	.221	88	181	21	40	59	11	1	2	19	1	2	0	23	17	0	3	.306	.326	3
1994	Pittsburgh	.239	51	92	9	22	38	4	0	4	12	0	0	1	4	11	0	1	.278	.413	1
1995	Buffalo	.278	37	108	19	30	51	6	0	5	19	0	0	2	20	20	0	0	.400	.472	2
MINOR LEAGUE TOTALS		.272	866	2909	464	791	1326	168	17	111	499	6	23	29	431	490	31	24	.369	.456	96
MAJOR LEAGUE TOTALS		.244	570	1204	150	294	459	54	3	35	154	4	16	8	143	165	15	12	.325	.381	23

LEAGUE CHAMPIONSHIP SERIES RECORD

Year	Club/Opp.	AVG	G	AB	R	H	TB	2B	3B	HR	RBI	SH	SF	HB	BB	SO	SB	CS	OBP	SLG	E
1989	CHC vs. SF	.667	3	3	0	2	2	0	0	0	0	0	0	0	0	0	0	0	.750	.667	0
1991	PIT vs. ATL	.000	3	2	0	0	0	0	0	0	0	0	0	0	1	0	0	0	.333	.000	0
1992	PIT vs. ATL	.727	5	11	4	8	13	2	0	1	4	0	1	0	4	1	0	0	.750	1.182	0
LCS TOTALS		.625	11	16	4	10	15	2	0	1	4	0	1	0	6	1	0	0	.696	.938	0

53

JEFF PICO

BT: R TH: R BORN: 2/12/1966 IN ANTIOCH, CA

BULLPEN COACH

Opening Day Age: 53 Residence: Chico, CA
Former Position: Pitcher

Enters his fourth season in the Tigers organization and his first full season as the club's bullpen coach after being named to the position on June 27, 2018.

- Prior to joining the Major League staff, he spent three seasons as the pitching coach for Triple A Toledo.
- Before joining the Tigers organization, Pico served as the Major League pitching coach for the Cincinnati Reds for two seasons (2014-15).
- Spent 11 seasons in the Arizona Diamondbacks organization in various capacities including pitching coach at Single A Yakima (2003), South Bend (2004), Lancaster (2005-06), Visalia (2007) and Double A Mobile (2008) and Minor League pitching coordinator (2009-11) and Minor League field coordinator (2012-13).
- Prior to joining the Diamondbacks, he was the pitching coach for the Chico Heat of the Independent Western League for five seasons (1997-2002)...during that time, his Heat pitching staff led the league in ERA for five straight seasons from 1998-2002.
- A 13th round selection of the Chicago Cubs in the 1984 MLB First-Year Player Draft, he posted a 13-12 record with a 4.24 ERA (295.1IP/139ER) and 132 strikeouts over 113 appearances with the Cubs...made his Major League debut on May 31, 1988 vs. Cincinnati and threw a shutout, becoming the first Cubs pitcher in 79 years to toss a shutout in his big league debut.
- Participated in the Tigers Winter Caravan and TigerFest.
- Resides in Chico, CA in the offseason with his wife, Debbie, and son, Jagger.



2019 TIGERS

RECORD AS A PLAYER

Year	Club	W-L	ERA	G	GS	CG	SHO	SV	IP	H	AB	R	ER	HR	HB	BB	SO	WP	BK	AVG
1984	Pikeville	2-3	3.31	13	13	1	1	0	73.1	65	---	35	27	0	6	29	46	2	0	---
1985	Peoria	11-10	3.06	27	27	8	1	0	179.1	186	---	76	61	5	7	56	109	7	0	---
1986	Winston-Salem	12-8	3.20	27	25	2	0	0	166.0	165	---	75	59	6	5	54	116	7	0	---
1987	Pittsfield	4-4	3.87	12	12	1	0	0	79.0	74	---	38	34	1	1	23	52	2	0	---
	Iowa	6-5	4.80	16	16	1	0	0	93.2	118	---	57	50	9	2	27	45	2	1	---
1988	Iowa	5-2	2.24	10	10	1	0	0	68.1	67	---	28	17	2	3	18	40	3	3	---
	Chicago (NL)	6-7	4.15	29	13	3	2	1	112.2	108	428	57	52	6	0	37	57	6	1	.252
1989	Iowa	1-0	0.00	2	1	0	0	1	6.1	5	---	0	0	0	0	2	0	0	---	
	Chicago (NL)	3-1	3.77	53	5	0	0	2	90.2	99	356	43	38	8	0	31	38	2	0	.278
1990	Iowa	0-0	5.79	1	1	0	0	0	4.2	7	---	3	3	1	0	0	1	0	0	---
	Chicago (NL)	4-4	4.79	31	8	0	0	2	92.0	120	374	53	49	7	1	37	37	2	1	.321
1991	Tacoma	4-8	3.00	45	0	0	0	4	75.0	82	---	28	25	4	1	29	50	2	0	---
1992	Hagerstown	0-1	2.63	14	0	0	0	1	27.1	27	---	13	8	6	1	6	29	1	0	---
1993	Vancouver	3-1	4.21	18	0	0	0	0	25.2	29	---	18	12	2	1	20	16	1	0	---
1995	Bend*	6-5	4.32	16	16	0	0	0	100.0	121	---	70	48	2	11	25	57	12	1	---
1996	Bend*	3-2	7.43	11	11	1	0	0	53.1	75	---	46	44	6	6	21	33	1	0	---
MINOR LEAGUE TOTALS		48-42	3.34	185	105	14	2	6	798.2	825	---	371	296	36	27	262	506	27	4	---
MAJOR LEAGUE TOTALS		13-12	4.24	113	26	3	2	5	295.1	327	1158	153	139	21	1	105	132	10	2	.282

* - Not Included in Career Totals



39

RAMON SANTIAGO

BT: S TH: R BORN: 8/31/1979 IN LAS MATAS DE FARFAN, DR

FIRST BASE COACH

Opening Day Age: 39 Residence: Miami, FL

Former Position: Infielder

Begins his second season as the Tigers first base coach after being named to the position on November 2, 2017.

- Joins the Tigers coaching staff after enjoying a 16-year professional playing career, including 13 seasons at the Major League level with the Tigers (2002-03, 2006-13), Seattle Mariners (2004-05) and Cincinnati Reds (2014).
- In 920 career games in the big leagues, he hit .243/.314/.330 with 30 home runs and 214 RBI.
- Was a part of four postseason teams in Detroit, including the Tigers 2006 and 2012 American League Championship clubs.
- Hit a walk-off grand slam in his final Major League at-bat on September 27, 2014 as a member of the Cincinnati Reds vs. Pittsburgh.
- Collected three hits for the Tigers in Game 1 of the 2011 American League Championship Series vs. Texas, tying the club's ALCS single-game record...had nine hits overall in that series, which tied Placido Polanco's 2006 club record for hits in an ALCS.
- Selected as a Topps Rookie All-Star in 2002
- Made his Major League debut on May 17, 2002 vs. Texas, going 1x3...led off the game on June 3, 2002 vs. Boston with his first Major League home run off Pedro Martinez, then later in the game homered off Tim Wakefield...added another leadoff home run the next day off John Burkett.
- Selected as a Midwest League All-Star in 2000, and was rated the best defensive shortstop in the Midwest League.
- Participates in the Tigers Dreams Come True and Autographed Memorabilia Donation programs; honored during the 2018 ¡Fiesta Tigres! luncheon; attended the Negro Leagues Weekend Legacy Luncheon and Keeping Kids in the Game; participated in the Wayne State Youth Baseball Camp, the Tigers Winter Caravan and TigerFest.
- He and his wife, Andreina, reside in Miami, FL and have four sons, Raymond, Andres, Alán and Angel.



RECORD AS A PLAYER

Year	Club	AVG	G	AB	R	H	TB	2B	3B	HR	RBI	SH	SF	HB	BB	SO	SB	CS	OBP	SLG	E
1999	GCL Tigers	.321	35	134	25	43	56	9	2	0	11	4	3	1	9	17	20	7	.361	.418	4
	Oneonta	.340	12	50	9	17	25	1	2	1	8	1	0	1	2	12	5	0	.377	.500	1
2000	West Michigan	.272	98	379	69	103	123	15	1	1	42	15	6	12	34	60	39	12	.346	.325	8
2001	Lakeland	.268	120	429	64	115	142	15	3	2	46	14	4	11	54	60	34	8	.361	.331	0
2002	Erie	.280	22	75	9	21	28	0	2	1	7	2	1	3	3	12	6	0	.329	.373	3
	Toledo	.429	9	28	8	12	19	1	0	2	6	0	0	2	3	4	0	2	.515	.679	2
	DETROIT	.243	65	222	33	54	81	5	5	4	20	4	2	8	13	48	8	5	.306	.365	7
2003	DETROIT	.225	141	444	41	100	126	18	1	2	29	18	2	10	33	66	10	4	.292	.284	20
2004	Tacoma	.193	71	243	35	47	61	7	2	1	24	12	4	10	24	31	9	6	.288	.251	6
	Seattle	.179	19	39	8	7	8	1	0	0	2	2	0	1	3	3	0	0	.256	.205	3
2005	Tacoma	.252	129	441	68	111	169	22	3	10	50	17	6	15	38	62	18	7	.328	.383	6
	Seattle	.125	8	8	2	1	1	0	0	0	0	1	0	3	1	2	0	0	.417	.125	1
2006	Toledo	.253	25	83	13	21	33	6	0	2	12	7	0	1	9	18	2	1	.333	.398	3
	DETROIT	.225	43	80	9	18	21	1	1	0	3	4	0	1	14	2	0	2	.244	.263	0
2007	Toledo	.263	91	365	40	96	132	19	4	3	30	11	1	9	16	61	8	9	.309	.362	11
	DETROIT	.284	32	67	10	19	26	5	1	0	7	3	0	3	1	10	3	0	.324	.388	2
2008	Toledo	.214	8	28	3	6	8	2	0	0	3	1	0	2	2	7	0	0	.313	.286	1
	DETROIT	.282	58	124	30	35	57	6	2	4	18	5	0	5	22	17	1	0	.411	.460	5
2009	DETROIT	.267	93	262	29	70	101	6	2	7	35	10	3	4	17	57	1	2	.318	.385	6
2010	DETROIT	.263	112	320	38	84	104	9	1	3	22	8	2	7	30	56	2	2	.337	.325	8
2011	DETROIT	.260	101	258	29	67	99	11	3	5	30	11	4	4	17	38	0	0	.311	.384	3
2012	DETROIT	.206	93	228	19	47	62	7	1	2	17	5	1	5	20	39	1	0	.283	.272	6
2013	DETROIT	.224	80	205	27	46	59	8	1	1	14	6	1	1	21	32	0	1	.298	.288	2
2014	Cincinnati	.246	75	179	20	44	58	8	0	2	17	7	1	3	24	38	2	1	.343	.324	5
2015	Buffalo	.202	33	124	11	25	27	2	0	0	5	1	0	3	11	22	2	3	.283	.218	2
MINOR LEAGUE TOTALS		.259	653	2379	354	617	823	99	19	23	244	85	25	70	205	366	143	55	.333	.346	45
DETROIT TOTALS		.244	818	2210	265	540	736	76	18	28	195	74	15	48	175	377	28	14	.312	.333	59
MAJOR LEAGUE TOTALS		.243	920	2436	295	592	803	85	18	30	214	84	16	55	203	420	30	15	.314	.330	68

DIVISION SERIES RECORD

Year	Club/Opp.	AVG	G	AB	R	H	TB	2B	3B	HR	RBI	SH	SF	HB	BB	SO	SB	CS	OBP	SLG	E
2011	DET vs. NYY	.143	4	14	0	2	3	1	0	0	2	2	0	0	0	3	0	0	.143	.214	0
2013	DET vs. OAK	.000	3	0	0	0	0	0	0	0	0	0	0	0	0	0	0	0	.000	.000	0
DIVISION SERIES TOTALS		.143	7	14	0	2	3	1	0	0	2	2	0	0	0	3	0	0	.143	.214	0

LEAGUE CHAMPIONSHIP SERIES RECORD

Year	Club/Opp.	AVG	G	AB	R	H	TB	2B	3B	HR	RBI	SH	SF	HB	BB	SO	SB	CS	OBP	SLG	E
2006	DET vs. OAK	.000	3	7	0	0	0	0	0	0	0	0	0	0	1	0	0	0	.125	.000	0
2011	DET vs. TEX	.375	6	24	1	9	10	1	0	0	0	0	0	0	4	0	0	0	.375	.417	1
2013	DET vs. BOS	.000	2	0	0	0	0	0	0	0	0	0	0	0	0	0	0	0	.000	.000	0
LCS TOTALS		.290	11	31	1	9	10	1	0	0	0	0	0	0	1	4	0	0	.313	.323	1

WORLD SERIES RECORD

Year	Club/Opp.	AVG	G	AB	R	H	TB	2B	3B	HR	RBI	SH	SF	HB	BB	SO	SB	CS	OBP	SLG	E
2006	DET vs. STL	.200	3	5	0	1	1	0	0	0	0	1	0	0	0	2	0	0	.200	.200	0
2012	DET vs. SF	.000	1	1	0	0	0	0	0	0	0	0	0	0	0	0	0	0	.000	.000	0
WORLD SERIES TOTALS		.167	4	6	0	1	1	0	0	0	0	1	0	0	0	2	0	0	.167	.167	0

CONSECUTIVE ONE-RUN WINS BY THE TIGERS

All eight of Detroit's win during a 12-game stretch from July 31-August 13, 2011, were by one run. It marked the longest such streak of victories in Tigers history. The following list contains the longest streaks of one-run wins in franchise history.

Year	Streak	Dates
2011	Eight	July 31-August 13
1944	Seven	July 18-29
1917	Six	June 9-21
1972	Six	September 6-16
1976	Six	August 11-23




52

JOE VAVRA

BT: L TH: R BORN: 11/16/1959 IN CHIPPEWA FALLS, WI

QUALITY CONTROL COACH

Opening Day Age: 59 Residence: Menomonie, WI

Former Position: Infielder

Enters his second season as the Tigers quality control coach after being named to the position on November 2, 2017.

- Before joining the Tigers organization, he spent 16 seasons in the Minnesota Twins organization, including the last 12 on the Major League coaching staff, most recently serving as the Twins bench coach from 2015-17.
- Prior to becoming the Twins bench coach, he was the club's hitting coach from 2006-12 and third base coach from 2013-14.
- Helped the Twins capture a berth in the 2017 American League Wild Card Game, earning the organization's first postseason appearance since 2010...the team also reached the postseason in 2006, 2009 and 2010.
- Served as manager for the Melbourne Aces in the Australian Baseball League in 2015-16.
- Worked as the Twins Minor League field coordinator from 2002-05.
- Before joining the Twins, he spent 13 seasons in the Los Angeles Dodgers organization, the first nine as a Minor League manager for Rookie League Great Falls (1989-90), Single A Yakima (1991-92, 1994-97) and Single A Vero Beach (1993), before spending four seasons working in a variety of player development roles, including Minor League field coordinator (1998-99), Minor League baserunning/bunting instructor (2000) and as Interim Director of Player Development (2001).
- Spent the 1987 season as a coach for Single A Sarasota.
- An eighth-round selection by the Dodgers in the 1982 MLB First-Year Player Draft, he played for five seasons in the Minors, hitting .288/.351/.347 with 110 RBI in 365 career games.
- Attended the Negro Leagues Weekend Legacy Luncheon and Keeping Kids in the Game; participated in the Tigers Winter Caravan and TigerFest.
- He and his wife, Lesa, reside in Menomonie, WI...the couple has three sons, Tanner, Treysen and Terrin... Tanner was drafted by Minnesota in the 30th round of the June 2013 Draft, while Treysen was selected by the Twins in the 33rd round of the June 2014 Draft and Terrin was picked in the third round of the June 2018 Draft by Colorado.

RECORD AS A MANAGER

Year	Club	League	W	L	Pct.	Position	Games +/-
1989	Great Falls	Pioneer	53	14	.791	1st	---
1990	Great Falls	Pioneer	48	20	.706	1st	---
1991	Yakima	Northwest	44	32	.579	1st	---
1992	Yakima	Northwest	36	40	.474	2nd	---
1993	Vero Beach	Florida State	56	77	.471	6th/2nd	---
1994	Yakima	Northwest	49	27	.645	1st	---
1995	Yakima	Northwest	28	48	.368	4th	---
1996	Yakima	Northwest	40	36	.526	1st	---
1997	Yakima	Northwest	23	53	.303	4th	---
2015	Melbourne	Australian	20	35	.364	6th	---
MINOR LEAGUE TOTALS			397	382	.510	(10 Seasons)	

RECORD AS A PLAYER

Year	Club	AVG	G	AB	R	H	TB	2B	3B	HR	RBI	SH	SF	HB	BB	SO	SB	CS	OBP	SLG	E
1982	Lodi	.242	49	149	19	36	44	5	0	1	10	2	1	0	16	17	2	3	.313	.295	19
1983	Lodi	.312	110	420	58	131	154	19	2	0	37	0	5	1	37	26	6	4	.365	.367	16
1984	San Antonio	.307	96	300	36	92	112	15	1	1	40	0	3	0	32	17	4	3	.370	.373	4
	Albuquerque	.227	11	44	5	10	10	0	0	0	3	1	0	0	3	3	0	1	.277	.227	4
1985	Albuquerque	.272	61	202	31	55	69	9	1	1	15	1	0	3	21	13	2	0	.350	.342	13
1986	Albuquerque	.250	38	72	11	18	23	3	1	0	5	1	0	0	7	8	0	2	.316	.319	4
MINOR LEAGUE TOTALS		.288	365	1187	160	342	412	51	5	3	110	5	9	4	116	84	14	13	.351	.347	60



98 JEREMY CARRELL

BT: R TH: R BORN: 2/10/1994 IN PORT HURON, MI

BULLPEN CATCHER

Opening Day Age: 25

Residence: St. Clair, MI

Former Position: Infielder

Enters his first season as a bullpen catcher for the Tigers after being named to the position in February, 2019.

- Duties include catching the Tigers pitching staff during warm-ups and relievers during the game as well as assisting with throwing batting practice.
- Prior to joining the Tigers as bullpen catcher, he spent one season as an assistant coach for Chipola College, helping the Indians to the national championship.
- Attended Wayne State University, where he was a four-year letterwinner and earned All-GLIAC first team honors as a sophomore and All-GLIAC honorable mention recognition as a freshman.
- Carrell graduated from St. Clair High School in 2012...he resides in St. Clair, MI during the offseason.



99 TIM REMES

BT: R TH: R BORN: 6/17/1992 IN CORAL SPRINGS, FL

BULLPEN CATCHER

Opening Day Age: 26

Residence: Fort Lauderdale, FL

Former Position: Catcher

Enters his second season as a bullpen catcher for the Tigers after being named to the position in February, 2018.

- Duties include catching the Tigers pitching staff during warm-ups and relievers during the game as well as assisting with throwing batting practice.
- Prior to joining the Tigers as bullpen catcher in 2018, he played six seasons at the Minor League level (2012-17) with the organization.
- Attended Santa Fe College in Gainesville, FL...was a two-time all Mid-Florida catcher, posting a .990 fielding percentage and throwing out 65 percent of runners, while posting a .300 batting average and 50 RBI in his collegiate career.
- Remes resides in Fort Lauderdale, FL during the offseason with his girlfriend and their German Shorthaired Pointer, Hank.



JIM SCHMAKEL

**MANAGER,
TIGERS CLUBHOUSE**

Enters his 42nd season with the Tigers Major League club in charge of equipment and the Tigers clubhouse.

- Began his baseball career in 1966 as a batboy for the Toledo Mud Hens.
- Was Toledo's home team clubhouse manager for seven years (1967-73) and managed the visitors' side for three more seasons (1976-78).
- Also has an extensive background in the educational field, including a stint as Dean of Boys at Toledo Central Catholic School (1974-76)...was varsity golf, tennis and cross country coach at the school as well as assistant varsity basketball coach.
- Also taught math and served as the varsity boys basketball coach at Woodmore High School in the consolidated school district of Elmore and Woodville, OH in 1976-77.
- Graduated from the University of Toledo with a degree in education.
- 67 years old...is a native of Perrysburg, OH and now resides in Oakland, MI with his wife, Linda.
- He has three children, Katrina (6/18/77), Bryan (2/26/80) and Jay (6/5/85)...has seven grandchildren, Joseph, Jonathan and Resa Poremsky and Brandon, Madison, Logan and Olivia Schmakel.



JOHN NELSON

**ASSISTANT MANAGER,
VISITING CLUBHOUSE**

First joined the organization in 1979 as a batboy and enters his 28th year in his current role.

- Responsible for all aspects of the visiting clubhouse.
- Worked five seasons as a Tigers batboy and five more in the club's mailroom (1988-92) before taking over clubhouse and equipment duties.
- 55 years old...is a native of Detroit.
- Attended St. Ladislaus High School in Hamtramck, MI.
- Served four years (1984-88) in the United States Air Force.
- Has twin children, Justin and Brandee.
- Resides in Harrison Township, MI.



KEVIN RAND

**SENIOR DIRECTOR,
MEDICAL SERVICES**

Enters his 38th season in professional baseball and 17th with the club...was originally named Head Athletic Trainer on October 15, 2002, and was promoted to his current position on November 28, 2017.

- Based in Lakeland, FL, Rand oversees the athletic training efforts of the entire organization.
- Selected to the Maine Sports Hall of Fame in December, 2018.
- Served as a trainer for the 2014 MLB All-Star Tour of Japan.
- Joined Tigers Assistant Athletic Trainers Steve Carter and Doug Teter in being named the Athletic Training Staff of the Year in 2006 by the Professional Baseball Athletic Trainer's Society (PBATS).
- Served as the head athletic trainer for the American League All-Star Team during the 2005 All-Star Game at Comerica Park on July 12, 2005.
- Spent the 2002 season as the assistant athletic trainer for the Montreal Expos after spending the previous nine seasons in the same position with the Florida Marlins.
- Prior to joining the Marlins on November 20, 1992, he spent 11 years in the New York Yankees organization, including the last four (1989-92) as the Minor League head athletic trainer/rehabilitation supervisor.
- Served as head athletic trainer with Triple A Columbus from 1986-88 after being promoted from his previous position as head athletic trainer at Double A Albany where he spent the 1985 season.
- Began his career serving as the head athletic trainer for the Single A Ft. Lauderdale Yankees from 1982-84.
- Inducted into the Maine Baseball Hall of Fame on July 29, 2007.
- Served as the National League's assistant athletic trainer representative for PBATS from 1998-2001... served as the American League head athletic trainer representative from 2004-09.
- A 1981 graduate of Bowdoin College in Maine, Rand is a certified member of the National Athletic Trainers Association (NATA) and the National Strength and Conditioning Association (NSCA), in addition to being an NSCA certified personal trainer.
- Leads the annual PLAY (Promoting a Lifetime of Activity among Youth) Campaign, participates in the Dreams Come True program and attended Keeping Kids in the Game.
- Rand and his wife, Tisa, reside in Lakeland, FL with their sons, Keegan, Kamden, Kallen and Kashton.



DOUG TETER

HEAD ATHLETIC TRAINER

Enters his second season as the Tigers Head Athletic Trainer and 27th in the Tigers organization after serving as the club's Minor League Medical Coordinator for seven seasons before joining the Major League staff in 2006.

- Directs the day-to-day efforts of the club's Major League athletic training department.
- Joined Tigers Head Athletic Trainer Kevin Rand and Assistant Athletic Trainer Steve Carter in being named the Athletic Training Staff of the Year in 2006 by the Professional Baseball Athletic Trainer's Society (PBATS).
- Named the Dwight Lowry Award winner as the Tigers Player Development Man of the Year in 2001.
- Served as the club's rehabilitation coordinator in 1997-98.
- Joined the Tigers in 1993 as a trainer for Single A Fayetteville...served in the same role the following season for Single A Jamestown.
- Worked as the trainer for Single A Lakeland in 1995-96.
- Graduated from Central Michigan University in 1992 with a degree in sports medicine...earned a master's degree in sports medicine and health care from the University of Alabama in 2002.
- A native of Constantine, MI, he currently resides in Lakeland, FL with his wife, Joya, and three sons, Zachary, Deacon and Matthew.



MATT RANKIN

ASSISTANT ATHLETIC TRAINER

Enters his sixth season as the club's Assistant Athletic Trainer and his 24th as a trainer in the Tigers organization.

- Spent 13 seasons as an athletic trainer with Triple A Toledo.
- Tabbed the International League Trainer of the Year by the Professional Baseball Athletic Trainers Society (PBATS) in 2010.
- Joined the Tigers organization in 1996, spending that season with Single A Visalia before serving two years as a trainer with both Single A Jamestown (1997-98) and Single A Lakeland (1999-2000).
- Served as the trainer for Honolulu in the Hawaii Winter League in 1997, Delaware in the Maryland Fall League in 1998, the Phoenix Desert Dogs in the Arizona Fall League in 2006 and the Peoria Saguaros in the Arizona Fall League in 2007.
- Earned a bachelor's degree in community health and a master's degree in athletic training from Ohio University.
- Currently resides in Toledo, OH with his wife, Amy, and their son, Andrew.



ROBBIE WILLIAMS

PHYSICAL THERAPIST

Enters his third season as the club's Physical Therapist.

- Prior to joining the Tigers, he worked for Michigan Medicine: MedSport - Domino's Farm in Ann Arbor from June 2016-January 2017.
- Completed a Physical Therapy Fellowship at Champion Sports Medicine in Birmingham, AL from October 2015-June 2016.
- Worked for Orthopaedic Rehab Specialists in Holt, MI from June 2014-September 2015.
- Earned a bachelor's degree in health fitness in preventive and rehabilitative programs and a doctorate of physical therapy from Central Michigan University.
- Currently resides in Gregory, MI.

OPENING DAY TRIFECTA

Dmitri Young belted three home runs for the Tigers on Opening Day at Comerica Park on April 4, 2005, matching the franchise's single-game record for home runs. Young became just the third Major League player to homer three times on Opening Day, joining George Bell of the Toronto Blue Jays (1988) and Karl "Tuffy" Rhodes of the Chicago Cubs (1994).

Player	Date	Opponent
George Bell	April 4, 1988	at Kansas City
Karl "Tuffy" Rhodes	April 4, 1994	vs. New York (NL)
Dmitri Young	April 4, 2005	vs. Kansas City



CHRIS WALTER

MAJOR LEAGUE STRENGTH & CONDITIONING COORDINATOR

Enters his 15th season in the Tigers organization, and fifth as the Major League Strength and Conditioning Coordinator.

- Designs and implements strength and conditioning programs for Tigers players.
- Prior to joining the Tigers, he spent four seasons with the Cleveland Indians organization working as a Minor League Strength and Conditioning Coach with Single A Kinston (2001), Double A Akron (2002, 2004) and Single A Mahoning Valley (2003).
- Received his bachelor's degree from the University of Akron in 1999 in physical education with a concentration in coaching and strength and conditioning.
- Is a certified Strength and Conditioning Specialist and Registered Strength and Conditioning Coach (RSCC) through the National Strength and Conditioning Association (NSCA).
- Actively participates in Play Baseball Detroit.
- He and his wife, Kristy, reside in Lake Orion, MI during the offseason with their son, Callan.




YUSEF ZAMAT

ASSISTANT MAJOR LEAGUE STRENGTH & CONDITIONING COORDINATOR

Returns to the Tigers organization as the Assistant Major League Strength and Conditioning Coordinator, his fourth season in that role...previously served as a Minor League Strength Coach for the organization from 2006-07.

- Assists head strength and conditioning coordinator in designing and implementing strength and conditioning programs for Tigers players.
- Prior to joining the Tigers, served as a FAST Program Manager at Foothills Sports Medicine, where he developed and implemented resistance training, speed, power, agility and corrective exercise programs for athletes ranging from high school to the professional level.
- Previously served as an Exercise Physiologist for Retrofit from 2012-14, a Strength and Conditioning Coach for the San Francisco Giants (2010-12) and the Los Angeles Dodgers (2008-10) and a Sports Performance Coach for the Chicago Bulls/White Sox Training Academy.
- Named the 2011 PBSCC California League Strength and Conditioning Coach of the Year.
- Is certified through the National Strength Coaches Association (NSCA) as a Certified Strength and Conditioning Coach (CSCC) and Registered Strength and Conditioning Coach (RSCC) and the National Academy of Sports Medicine as a Corrective Exercise Specialist.
- Earned a bachelor's degree in health science from Benedictine University and a master's degree in exercise physiology from Northern Illinois University.
- Resides in Woodhaven, MI during the offseason with his wife, Megan, and sons, Abe, Noah and Zach.



BRIAN BRITTEN

**DIRECTOR,
TEAM TRAVEL**

Enters his 20th season with the Tigers and seventh in his current role after being named to the position on April 8, 2013.

- Responsible for arranging all team travel during the spring, regular and post seasons.
- Spent 13 seasons in the Tigers media relations department, including five as the club's Director of Baseball Media Relations...originally joined the organization in March 2000.
- Directed media operations at the 2005 Major League Baseball All-Star Game at Comerica Park and throughout the postseason for the 2006 American League Champion Tigers, 2011 American League Central Division Champion Tigers and 2012 American League Champion Tigers...has also worked the All-Star Game in 2004 (Houston), 2007 (San Francisco), 2010 (Anaheim) and 2011 (Phoenix).
- Prior to joining the Tigers, spent four years in various capacities with the Toledo Mud Hens.
- Graduated from Bowling Green State University in May, 1999 with a B.S. in education and sport management...named the Outstanding Student in his major in 1999.
- Is 42 years old and a native of Perrysburg, OH...currently resides in Royal Oak, MI.



HEATHER NABOZNY

HEAD GROUNDSKEEPER

Enters her 21st season as the head of the Tigers grounds crew after joining the club on January 19, 1999.

- According to a survey of teams, she is believed to be the first female Head Groundskeeper in the modern history of Major League Baseball.
- Inducted into the West Michigan Whitecaps Hall of Fame on January 19, 2011.
- Served on the grounds crew for 16 straight Super Bowls, beginning with Super Bowl XXXVIII at Reliant Stadium in Houston, TX...also served on the grounds crew for the 2010 NFL Pro Bowl at Sun Life Stadium in Miami, FL, the 2010, 2015 and 2016 NFL International Series in London and the 2016 NFL Mexico Game in Mexico City, Mexico.
- Named one of *Crain's Detroit Business*' 40 under 40 in 2006, as one of the top individuals who have achieved solid business success under the age of 40.
- Received the Dick Ericson Award from the Sports Turf Managers Association (STMA) in 2001, one of the highest awards issued by the association.
- Born in Detroit and raised in Milford, MI, she attended Northern Michigan University and Lansing Community College...graduated from Michigan State's Sports Turf Management Program in 1993.
- Performed an internship at Michigan State in athletic grounds in 1993.
- Worked as a groundskeeper at the Toronto Blue Jays Spring Training camp in Dunedin, FL in 1993 and 1994.
- Joined the Single A West Michigan Whitecaps as Head Groundskeeper in 1994...remained with the Whitecaps until joining the parent club in Detroit.

2019 TIGERS






40 **SERGIO ALCÁNTARA**

HT: 5-9 WT: 151 BT: S TH: R BORN: 7/10/1996 IN SANTO DOMINGO ESTE, DR

INFIELDER

Opening Day Age: 22 Residence: Santo Domingo Este, DR
 Major League Service: 0.000 Signed Through: 2019
 How Obtained: Acquired by the Tigers along with Jose King and Dawel Lugo from Arizona in exchange for J.D. Martinez on July 18, 2017

SEASON HIGHLIGHTS

Spent the entire **2018** season with Double A Erie, appearing in 120 games.

- Finished the month of April batting .308/.329/.372 with 10 runs scored, three doubles, one triple and six RBI in 20 games.
- Posted an 11-game hitting streak from June 25-July 6, batting .326/.392/.435 with six runs scored, three doubles, one triple and four RBI.
- Had a four-hit game and drove in two runs on July 13 vs. Altoona.
- Hit .311/.377/.398 with 14 runs scored, four doubles, one triple, one home run and nine RBI in 27 games in July.
- Played in 30 games with Tigres del Licey in the Dominican Winter League, hitting .213/.293/.258 with six runs scored, four doubles and five RBI.

Began the **2017** season in the Arizona Diamondbacks organization, before being acquired by the Tigers on July 18.

- Named to the California League Midseason All-Star Team.
- Ranked fifth in the California League with 6.63 plate appearances per strikeout.
- Hit safely in 12 straight games from June 8-23...batted .354/.415/.479 with eight runs scored, three doubles, one home run and six RBI during the streak.
- Finished the month of June hitting .300/.358/.410 with 17 runs scored, eight doubles, one home run and 10 RBI in 24 games.
- Rated as the best defensive infielder in the Tigers organization by *Baseball America* following the season.
- Played in 33 games with Tigres del Licey in the Dominican Winter League, hitting .255 (27x106) with 15 runs scored, two doubles and seven RBI.

Combined to play in 79 games between the AZL D-backs, Single A Hillsboro, Single A Kane County and Single A Visalia in **2016**.

- Sidelined from June 3-28 with a right knee infection.
- Posted four straight two-hit games with Single A Kane County from August 6-9.
- Ranked as the 31st-best prospect and as having the best infield arm in the Diamondbacks organization by *Baseball America* following the season.

Split the **2015** season between Single A Hillsboro and Single A Kane County, appearing in 91 games.

- Led the Northwoods League with 71 games played, while he was tied for fifth with 257 at-bats.
- Drove in a season-high four runs on July 11 vs. Spokane.
- Ranked as the 28th-best prospect in the Diamondbacks organization by *Baseball America* following the season.

Spent the entire **2014** season with Rookie-level Missoula, playing in 70 games.

- Led the Pioneer League with 48 walks, while he ranked third with 70 games played and 266 at-bats.
- Finished the month of June hitting .293/.388/.328 with six runs scored, two doubles and six RBI.
- Ranked as the 20th-best prospect in the Diamondbacks organization and as the ninth-best prospect in the Pioneer League by *Baseball America* following the season...also rated as having the best strike zone discipline and infield arm in the Diamondbacks organization by the publication.

Completed his first season of professional baseball in **2013**, appearing in 48 games with the AZL D-backs.

- Led the Arizona League with 44 walks, while he was fifth with a .398 on-base percentage.
- Named the Arizona League Player of the Month for August after hitting .270/.433/.338 with 13 runs scored, three doubles, one triple and nine RBI.
- Ranked as the 13th-best prospect in the Diamondbacks organization and the fourth-best prospect in the Arizona League by *Baseball America* following the season...also rated as having the best infield arm in the Diamondbacks organization by the publication.

PERSONAL/MISCELLANEOUS

- Resides in Santo Domingo Este, DR in the offseason.

SERGIO JUNIOR ALCÁNTARA'S CAREER RECORD

Year	Club	AVG	G	AB	R	H	TB	2B	3B	HR	RBI	SH	SF	HB	BB	SO	SB	CS	OBP	SLG	E
2013	AZL D-backs	.243	48	169	31	41	54	5	4	0	16	2	2	1	44	36	3	2	.398	.320	16
2014	Missoula	.244	70	266	48	65	79	11	0	1	18	4	1	1	48	62	8	4	.361	.297	18
2015	Hillsboro	.253	71	257	34	65	84	12	2	1	23	4	2	0	24	46	6	0	.314	.327	22
	Kane County	.113	20	71	5	8	9	1	0	0	5	2	1	1	4	17	1	0	.169	.127	8
2016	AZL D-backs#	.345	7	29	9	10	13	1	1	0	2	2	0	0	4	2	2	0	.424	.448	1
	Hillsboro	.319	15	47	12	15	17	2	0	0	8	0	1	1	10	10	4	2	.441	.362	4
	Kane County	.267	53	180	15	48	59	6	1	1	16	3	4	0	14	26	3	2	.313	.328	15
	Visalia	.267	4	15	2	4	5	1	0	0	0	0	0	1	3	2	0	1	.421	.333	0
2017	Visalia	.279	86	340	44	95	123	15	2	3	28	3	1	0	34	57	11	10	.344	.362	14
	Lakeland	.230	35	126	18	29	35	4	1	0	7	3	0	0	14	23	4	3	.307	.278	10
2018	Erie	.271	120	442	53	120	147	18	3	1	37	7	2	1	42	95	8	5	.335	.333	18
MINOR LEAGUE TOTALS		.257	529	1942	271	500	625	76	14	7	160	30	14	6	241	376	50	29	.339	.322	126

TRANSACTIONS

- Signed by Arizona as a non-drafted free agent on July 10, 2012
- On disabled list, June 3-28, 2016 (right knee infection)
- Acquired by the Tigers along with Jose King and Dawel Lugo from Arizona in exchange for J.D. Martinez on July 18, 2017



58

VICTOR
ALCÁNTARA

HT: 6-2 WT: 190 BT: R TH: R BORN: 4/3/1993 IN SANTO DOMINGO, DR

RIGHTHANDED PITCHER

Opening Day Age: 25 **Residence:** Santo Domingo, DR
Major League Service: 0.115 **Signed Through:** 2019
How Obtained: Acquired by the Tigers from Los Angeles (AL) in exchange for Cameron Maybin on November 3, 2016.

CAREER HIGHLIGHTS

- Selected to participate in the Futures Game prior to the 2014 All-Star Game at Target Field in Minneapolis -- threw 0.1 innings with one walk in relief.

SEASON HIGHLIGHTS

- Split the **2018** season between Triple A Toledo and Detroit, appearing in a combined 56 games.
- Did not allow a run in 23 of his 27 appearances with the Tigers and had a 1.03 WHIP with a .223 (25x112) opponents batting average.
- Threw 2.0 innings-or-more in 19 outings between Toledo and Detroit.
- Sidelined from June 17-24 with a right middle finger laceration.
- Appeared in eight games with Toledo in June, compiling a 1-0 record with one save, a 0.82 ERA (11.0IP/1ER) and nine strikeouts.
- Earned the first win of his Major League career on September 27 at Minnesota, throwing a perfect seventh inning.
- Made nine appearances for Detroit in September, posting a 1-1 record with a 1.04 ERA (8.2IP/1ER) and six strikeouts.

Pitched in 45 games between Double A Erie, Triple A Toledo and Detroit in **2017** as he saw the first Major League action of his professional career.

- Made six appearances with the Tigers and had an 8.59 ERA (7.1IP/7ER) with five strikeouts.
- Combined to pitch in 39 games, including three as a starter, between Erie and Toledo, and had a 1-3 record with a 3.62 ERA (74.2IP/30ER) and 73 strikeouts.
- Made his Major League debut on September 5 vs. Kansas City and struck out Drew Butera for his first Major League strikeout.

Made 29 appearances, including 20 starts, with Double A Arkansas in **2016**.

- Struck out a season-high eight batters in his season debut on April 8 vs. Midland, throwing 6.0 shutout innings with three hits allowed and one walk.



- Allowed three earned runs-or-fewer in five straight starts from May 25-June 16 -- compiled a 1-1 record with a 2.93 ERA (27.2IP/9ER) and 16 strikeouts.
- Did not allow a run over his final seven outings from August 12-September 2, a stretch that spanned 10.0 innings -- in nine appearances as a reliever during the season, he had a 1.35 ERA (13.1IP/2ER) and 10 strikeouts.

Led Single A Inland Empire in wins (7) and strikeouts (125) as he started 27 games in **2015**.

- Ranked second in the California League with 27 starts.
- Sidelined from May 4-15 with a nail avulsion.
- Struck out a season-high nine batters on May 31 vs. San Jose.
- Named California League Pitcher of the Week twice during the season -- earned the honor for the week ending June 15 after throwing 7.0 scoreless innings with two hits allowed, one walk and four strikeouts on June 10 at Stockton, while he pitched 8.0 innings and allowed one unearned run on three hits with a walk and eight strikeouts on August 28 at Stockton to receive the recognition for the week ending August 31.
- Ranked as the fourth-best prospect in the Angels system by *Baseball America* following the season.

Spent the entire **2014** season with Single A Burlington, appearing in 27 games, including 20 starts.

- Ranked third in the Midwest League with a .219 (98x448) opponents batting average, while he led the Burlington pitching staff with 117 strikeouts.
- Allowed three earned runs-or-fewer in 12 consecutive appearances from April 18-June 15 -- had a 4-2 record with one save, a 3.54 ERA (53.1IP/21ER) and 50 strikeouts during the stretch.
- Struck out a season-best 11 batters in 6.0 innings on August 5 at Quad Cities.
- Limited righthanded hitters to a .194 (31x263) batting average, while lefties hit .254 (47x185) against him.
- Ranked as the seventh-best prospect in the Angels system by *Baseball America* following the season.

Pitched in 17 games, including 12 starts, with Single A Orem in **2013**.

- Led the team with 48 strikeouts, while he was second with 59.0 innings pitched.
- Allowed three earned runs-or-fewer in seven consecutive starts from July 11-August 14 -- posted a 1-2 record with a 4.64 ERA (33.0IP/17ER) and 20 strikeouts over the stretch.
- Ranked as the 15th-best prospect in the Angels organization by *Baseball America* following the season.

Completed his first professional season in **2012**, starting 14 games with the DSL Angels.

- Finished the season ranked fourth in the DSL with 77 strikeouts.
- Allowed three earned runs-or-fewer in each of his 14 starts.
- Earned the first win of his professional career on June 29 at the DSL Brewers, throwing 6.0 shutout innings with two hits allowed, four walks and seven strikeouts.
- Started four games in the month of August and posted a 2-1 record with a 0.39 ERA (23.1IP/1ER) and 24 strikeouts.

PERSONAL/MISCELLANEOUS

- Resides in Santo Domingo, DR during the offseason.
- Attended Keeping Kids in the Game; participated in the Tigers Winter Caravan and TigerFest.

CONSECUTIVE SAVES CONVERTED BY TIGERS

The following is the list of the 12 longest consecutive saves streaks converted by a Tigers pitcher during a single season:

Player	Streak	Date	Year
Jose Valverde	49	April 3-September 28	2011
Guillermo Hernandez	32	April 6-September 23	1984
Todd Jones	26	April 25-July 30	2000
Jose Valverde	24	April 9-August 21	2010
Todd Jones	22	June 27-September 15	1997
Matt Anderson	22	May 2-September 28	2001
John Hiller	21	April 17-July 10	1973
Fernando Rodney	21	April 11-July 24	2009
Todd Jones	19	June 10-August 30	2006
Francisco Rodríguez	19	April 6-June 12	2016
Tom Timmerman	16	April 12-June 21	1970
Fernando Rodney	16	August 5-October 4	2009

Courtesy of STATS LLC



VICTOR ALFONZO ALCÁNTARA'S CAREER RECORD

Year	Club	W-L	ERA	G	GS	CG	SHO	SV	IP	H	AB	R	ER	HR	HB	BB	SO	WP	BK	AVG
2012	DSL Angels	5-4	2.13	14	14	0	0	0	72.0	51	256	27	17	0	2	40	77	14	0	.199
2013	Orem	2-5	7.47	17	12	0	0	0	59.0	73	240	59	49	10	2	35	48	14	1	.304
2014	Burlington	7-6	3.81	27	20	0	0	1	125.1	98	448	57	53	6	4	60	117	18	1	.219
2015	Inland Empire	7-12	5.63	27	27	0	0	0	136.0	152	539	98	85	10	9	58	125	20	1	.282
2016	Arkansas	3-7	4.30	29	20	0	0	0	111.0	106	416	62	53	9	5	57	79	7	0	.255
2017	Erie	1-2	3.46	30	2	0	0	1	54.2	46	199	26	21	1	1	34	57	3	1	.231
	Toledo	0-1	4.05	9	1	0	0	0	20.0	22	80	13	9	0	3	12	16	3	0	.275
	DETROIT	0-0	8.59	6	0	0	0	0	7.1	12	32	7	7	1	2	4	5	1	0	.375
2018	Toledo	5-2	2.81	29	1	0	0	3	51.1	52	198	20	16	3	2	7	47	1	0	.263
	DETROIT	1-1	2.40	27	0	0	0	0	30.0	25	112	8	8	5	0	6	21	2	0	.223
MINOR LEAGUE TOTALS		30-39	4.33	182	97	0	0	5	629.1	600	2376	362	303	39	28	303	566	80	4	.253
MAJOR LEAGUE TOTALS		1-1	3.62	33	0	0	0	0	37.1	37	144	15	15	6	2	10	26	3	0	.257

TRANSACTIONS

- Signed by Los Angeles (AL) as an international free agent on June 10, 2011
- On disabled list, May 4-15, 2015 (nail avulsion)
- Acquired by the Tigers from Los Angeles (AL) in exchange for Cameron Maybin on November 3, 2016
- On disabled list, June 17-24, 2018 (right middle finger laceration)

CAREER FIELDING

	G	TC	PO	A	E	DP	PCT
Pitcher	33	3	1	2	0	0	1.000

CAREER HIGHS

- Longest Winning Streak:** 1 - September 25, 2018
- Longest Losing Streak:** 1 - September 28, 2018
- Strikeouts:** 3 (twice) - last, August 16, 2018 at Minnesota
- Walks:** 1 (10 times) - last, September 5, 2018 at Chicago (AL)
- Innings (relief):** 2.0 (four times) - last, August 16, 2018 at Minnesota



62

SANDY BAEZ

HT: 6-2 WT: 219 BT: R TH: R BORN: 11/25/1993 IN JUAN BARON, DR

RIGHTHANDED PITCHER

Opening Day Age: 25 **Residence:** San Cristobal, DR

Major League Service: 0.031 **Signed Through:** 2019

How Obtained: Signed by the Tigers as a non-drafted free agent on October 6, 2011

SEASON HIGHLIGHTS

- Spent most of the **2018** season with Double A Erie, pitching in 33 games, including 15 as a starter...also saw the first Major League action of his career, making nine appearances with the Tigers.
- Struck out a season-high 10 batters and threw 4.2 shutout innings in his season debut for Erie on April 6 at Reading.
 - Allowed three runs-or-less in five consecutive starts from May 7-29, posting a 3.07 ERA (29.1IP/10ER) and 24 strikeouts.
 - Made his Major League debut in the first game of the doubleheader on June 4 vs. New York (AL), throwing 4.1 no-hit innings with three walks and four strikeouts...became the first Tigers pitcher and the sixth Major League pitcher since at least 1908 to throw 4.1-or-more no-hit innings in his big league debut.
 - Allowed the first runs of his Major League career on September 15 at Cleveland...began his big league career with 10.2 shutout innings, which was the longest streak by a Tigers pitcher since Andy Van Hekken began his career with 11.0 shutout innings from September 3-8, 2002.
 - Pitched for the Mesa Solar Sox in the Arizona Fall League and posted a 2-1 record with a 9.82 ERA (11.0IP/12ER) and 14 strikeouts in 10 appearances.
- Made 19 starts between Single A Lakeland and Double A Erie in **2017**.
- Sideline from April 10-May 9 with a right oblique strain.
 - Named Florida State League Pitcher of the Week for the week ending June 11 after throwing 6.0 shutout innings with one hit allowed, one walk and seven strikeouts on June 8 vs. St. Lucie.
 - Struck out a season-high 11 batters on June 20 at Dunedin...equaled that total in his final start for Lakeland on August 18 vs. Daytona.
 - Made four starts during June and compiled a 2-0 record with a 1.52 ERA (23.2IP/4ER) and 35 strikeouts.



2019 TIGERS

Spent the entire **2016** season with Single A West Michigan, starting 21 games.

- Allowed two earned runs-or-less in four consecutive starts from May 17-June 5 -- had a 2-2 record with a 1.44 ERA (25.0IP/4ER) and 15 strikeouts.
- Sidelined from July 27-August 4 with a right shoulder strain.
- Ranked as the 13th-best prospect in the Tigers organization by *Baseball America* following the season.

Led Single A Connecticut with 65.1 innings pitched and ranked second with 52 strikeouts over 14 starts in **2015**.

- Recorded four consecutive quality starts from August 3-20, compiling a 2-0 record with a 1.50 ERA (24.0IP/4ER) and 17 strikeouts during the streak.
- Ranked as the 26th-best prospect in the Tigers organization by *Baseball America* following the season.

Led the Gulf Coast League with 61.2 innings pitched as he started 12 games with the GCL Tigers in **2014**.

- Ranked second in the GCL with 12 starts, while he was sixth with a 3.06 ERA (61.2IP/21ER)...ranked third among GCL starters with a .258 (62x240) opponents batting average, 7.01 strikeouts per nine innings, 2.34 walks per nine innings and 11.82 baserunners per nine innings.
- Allowed one earned run-or-fewer in five consecutive starts to begin the season from June 20-July 17 -- had a 1-0 record with a 0.82 ERA (22.0IP/2ER) and 16 strikeouts during the stretch.
- Ranked as the 23rd-best prospect in the Tigers organization by *Baseball America* following the season.

Tabbed the DSL Tigers Pitcher of the Year in **2013** after posting an 8-1 record with a 2.05 ERA (61.1IP/14ER) and 50 strikeouts in 14 appearances, including 10 starts.

- Selected to the Dominican Summer League Midseason All-Star squad.
- Ranked fourth in the DSL with a .188 (41x218) opponents batting average, while he was tied for fourth with eight wins.
- Made five starts during the month of June, compiling a 4-0 record with a 1.80 ERA (25.0IP/5ER) and 17 strikeouts.
- Allowed one earned run-or-fewer in five straight starts from July 8-August 5 -- went 2-0 with one save, a 0.47 ERA (19.0IP/1ER) and 16 strikeouts.
- Held righthanded hitters to a .136 (18x132) batting average, while lefties hit .267 (23x86) against him.

Pitched in 10 games, including nine starts, in **2012** with the DSL Tigers as he completed his first professional season.

- Allowed one earned run in consecutive starts to begin his professional career, giving up a run on four hits with a season-high eight strikeouts on June 5 vs. the DSL Angels and allowing two runs, one earned, on six hits with four strikeouts in 5.0 innings on June 10 at the DSL Angels.

Signed by the Tigers as a non-drafted free agent on October 6, **2011**.

PERSONAL/MISCELLANEOUS

- Resides in San Cristobal, DR during the offseason.
- Participated in the Tigers Winter Caravan and TigerFest.
- Recommended/signed by Carlos Santana, Ramon Perez and Miguel Garcia for the Tigers.

TIGER STADIUM FINAL FACTS

THE FINAL GAME

Date: Monday, September 27, 1999

Score: Detroit 8, Kansas City 2

Official Attendance: 43,356 (46,302 tickets distributed)

Start Time/Temperature: 4:09 p.m./84 degrees

Starting Pitchers: Brian Moehler (DET), Jeff Suppan (KC)

Umpires: Rocky Roe (HP), Rick Reed (1B), Durwood Merrill (2B), Jim Reynolds (3B)

Final Pitch: 7:07 p.m.

FROM THE FIELD

Final Pitcher

Detroit

Todd Jones

Opponent

Jeff Montgomery (KC)

Final Batter

Kimera Bartee

Carlos Beltran (KC)

Final Hit

Robert Fick

Mike Sweeney (KC)

Final Putout

Brad Ausmus

Mike Sweeney (KC)

Final Home Run

Robert Fick

Mark Quinn (KC)

Final RBI

Robert Fick

Joe Randa (KC)

Final Stolen Base

Gabe Kapler

Homer Bush (TOR)

Final Home Run over RF Roof

Karim Garcia

Jeromy Burnitz (ML)

Final Shutout

Brian Moehler

Wilson Alvarez (TB)

SANDY BAEZ'S CAREER RECORD

Year	Club	W-L	ERA	G	GS	CG	SHO	SV	IP	H	AB	R	ER	HR	HB	BB	SO	WP	BK	AVG
2012	DSL Tigers	0-3	5.21	10	9	0	0	0	38.0	43	147	31	22	1	7	12	42	5	3	.293
2013	DSL Tigers	8-1	2.05	14	10	1	1	1	61.1	41	218	19	14	0	2	16	50	1	1	.188
2014	GCL Tigers	1-2	3.06	12	12	0	0	0	61.2	62	240	27	21	3	3	16	48	4	1	.258
2015	Connecticut	3-4	4.13	14	14	0	0	0	65.1	73	253	36	30	4	5	22	52	2	3	.289
2016	West Michigan	7-9	3.81	21	21	0	0	0	113.1	125	442	54	48	7	6	28	88	9	1	.283
2017	Lakeland	6-7	3.86	17	17	0	0	0	88.2	88	343	40	38	7	2	24	92	4	1	.257
	Erie	0-1	4.50	2	2	0	0	0	10.0	9	38	6	5	3	0	5	13	1	0	.237
2018	Erie	1-9	5.64	33	15	0	0	1	103.2	114	401	71	65	19	4	46	86	8	1	.284
	DETROIT	0-0	5.02	9	0	0	0	0	14.1	12	54	12	8	2	2	9	10	1	0	.222
	MINOR LEAGUE TOTALS	26-36	4.04	123	100	1	1	2	542.0	555	2082	284	243	44	29	169	471	34	11	.267
	MAJOR LEAGUE TOTALS	0-0	5.02	9	0	0	0	0	14.1	12	54	12	8	2	2	9	10	1	0	.222

TRANSACTIONS

- Signed by the Tigers as a non-drafted free agent on October 6, 2011
- On disabled list, July 27-August 4, 2016 (right shoulder strain)
- On disabled list, April 10-May 9, 2017 (right oblique strain)

CAREER FIELDING

	G	TC	PO	A	E	DP	PCT
Pitcher	9	1	1	0	0	0	1.000

CAREER HIGHS

- Longest Winning Streak:** No Major League Wins
- Longest Losing Streak:** No Major League Losses
- Strikeouts:** 4 - June 4, 2018 vs. New York (AL) (Game 1)
- Walks:** 3 - June 4, 2018 vs. New York (AL) (Game 1)
- Innings (relief):** 4.1 - June 4, 2018 vs. New York (AL) (Game 1)



29

GORDON BECKHAM

HT: 6-0 WT: 190 BT: R TH: R BORN: 9/16/1986 IN ATLANTA, GA

INFIELDER

Opening Day Age: 32 Residence: Atlanta, GA

Major League Service: 8.032 Signed Through: 2019

How Obtained: Signed by the Tigers as a Minor League free agent on January 22, 2019

NON-ROSTER INVITEE

SEASON HIGHLIGHTS

Completed his second season in the Mariners organization in **2018**, appearing in 94 games with Triple A Tacoma and 22 games with Seattle.

- Ranked tied for fourth in the Pacific Coast League with a .400 on-base percentage.
- Sideline from April 21-May 1 with a right hamstring sprain.
- Posted five straight multi-hit games with Tacoma from June 19-24.

Spent most of the **2017** season with Triple A Tacoma in the Seattle Mariners organization.

- Belted a pair of homers on July 20 at Albuquerque.
- Hit safely in 10 straight games from July 20-29, hitting .405/.468/.714 with eight runs scored, four doubles, three home runs and 10 RBI.

Limited to 88 games between Atlanta and San Francisco in **2016** due to two separate stints on the disabled list.

- Sideline from April 17-May 9 with a left hamstring strain.
- Sideline from June 2-July 7 with a left hamstring strain.
- Was traded to San Francisco from Atlanta on September 27...appeared in three games with the Giants.

Spent the entire **2015** season with Chicago (AL), appearing in 100 games.

- Hit a two-out RBI single on Mother's Day on May 10 vs. Cincinnati and hit his first career walk-off homer in the 11th inning on Father's Day on June 21 vs. Texas...according to the Elias Sports Bureau, he became the first player in Major League history to record walk-off hits on both Mother's Day and Father's Day in the same season.



Began the **2014** season with the White Sox, before being traded to the Angels on August 21.

- Sidelined from March 21-April 24 with a left oblique muscle strain.
- Hit his second career leadoff homer on May 14 at Oakland.
- Played in 27 games during May, batting .306/.342/.468 with 16 runs scored, six doubles, four home runs and 10 RBI.
- Appeared in two games with the Angels during the American League Division Series vs. Kansas City, both as a pinch runner.

Played in 100-or-more games at the Major League level for the fifth straight season in **2013**.

- Named the White Sox recipient of the Wilson Defensive Player of the Year Award.
- Sidelined from April 10-June 3 with a left hand hamate bone fracture.
- Stole home on July 8 vs. Chicago (NL), becoming the first White Sox player to do so since Juan Pierre in 2010.
- Hit leadoff and walked a career-high four times on August 10 vs. Minnesota...he was the first White Sox leadoff hitter to walk four times since Scott Podsednik on May 9, 2006 vs. Los Angeles (AL).

Established career highs with 151 games played, 123 hits, 16 home runs and 62 runs scored in **2012** with Chicago (AL).

- Ranked fourth in the American League with a .9899 (698TC/7E) fielding percentage at second base, the second-best mark in White Sox history, trailing only Nellie Fox (.9901, 1962).
- Matched his career high with four hits on May 27 vs. Cleveland.
- Recorded his first career multi-homer game on June 1 at Seattle, hitting a pair of homers off Félix Hernández.
- Hit safely in 10 straight games from May 24-June 3, batting .333/.360/.542 with 10 runs scored, one double, three home runs and eight RBI.
- Belted his first career leadoff home run on August 7 vs. Kansas City.

Spent the entire **2011** season with the White Sox.

- Finished second among American League second basemen with 723 total chances and 443 assists, while he was third with 149 games played and a .989 (723TC/8E) fielding percentage.
- Played in 26 games in May, hitting .303/.379/.421 with 16 runs scored, three doubles, two home runs and seven RBI.
- Established a career-long, 10-game hitting streak from July 6-19, batting .395/.395/.447 with three runs scored, two doubles and seven RBI.
- Recorded three doubles in the second game of the doubleheader on September 20 at Cleveland...the three doubles were the most by a White Sox player since Aaron Rowand had three on September 13, 2005 at Kansas City.

Completed his first full season in the Majors in **2010**, playing in 131 games with Chicago (AL).

- Compiled a .981 (632TC/12E) fielding percentage in his first season at second base.
- Established a career high with four hits on July 18 at Minnesota.
- Finished the month of July hitting .354/.376/.573 with 13 runs scored, nine doubles, three home runs and 13 RBI in 23 games.

Spent most of the **2009** season in the Majors with the White Sox, appearing in 103 games.

- Named *The Sporting News* Rookie of the Year (with Philadelphia's J.A. Happ)...became the 10th White Sox rookie honored by the publication and the first since Ozzie Guillen in 1985...also received the MLBPA Players Choice American League Outstanding Rookie Award.
- Finished fifth in the American League Rookie of the Year voting.
- Led all American League rookies with 28 doubles, 43 extra-base hits and 63 RBI, while he was second with 14 home runs, a .270 batting average, a .347 on-base percentage and a .460 slugging percentage.
- Had 28 doubles on the season, which was the most by a White Sox rookie since Carlos Lee (32) and Chris Singleton (31) in 1999 and the most ever by a White Sox player in 103-or-fewer games played.
- Sidelined from May 8-17 with a right abdomen strain.
- Made his Major League debut on June 4 vs. Oakland, starting at third base and going 0x3...was the first position player and the fourth overall from the 2008 draft to reach the Major Leagues.
- Picked up the first hit of his big league career on June 9 vs. Detroit with a single off Dontrelle Willis.
- Belted the first homer of his Major League career on June 20 at Cincinnati, a three-run shot off Johnny Cueto.
- Selected the American League Rookie of the Month in July, batting .330/.382/.526 with 12 runs scored, 10 doubles, three home runs and 18 RBI in 27 games.
- Ranked as the second-best prospect in the Southern League by *Baseball America* following the season.

Began his professional career in **2008** with Single A Kannapolis, playing in 14 games.

- Appeared in 18 games with the Peoria Saguaros of the Arizona Fall League, hitting .394/.468/.652 with 20 runs scored, six doubles, one triple, three home runs and 13 RBI...finished fifth in the AFL in on-base



percentage and tied for sixth in batting average...selected to play in the AFL Rising Stars Game and was named to the league's All-Prospect Team.

- Rated as the top prospect in the White Sox organization and the No. 20 prospect in all of baseball by *Baseball America* following the season.

PERSONAL/MISCELLANEOUS

- Resides in Atlanta, GA during the offseason with his wife, Brittany...his father-in-law, Scott Fletcher, is a Tigers Minor League hitting coordinator.
- Played collegiately at the University of Georgia, where he was named SEC Player of the Year and a first team All-American by *Baseball America*, Collegiate Baseball/Louisville Slugger and the American Baseball Coaches Association as a junior in 2008.

JAMES GORDON BECKHAM'S CAREER RECORD

Year	Club	AVG	G	AB	R	H	TB	2B	3B	HR	RBI	SH	SF	HB	BB	SO	SB	CS	OBP	SLG	E
2008	Kannapolis	.310	14	58	11	18	29	2	0	3	8	0	0	5	7	0	1	0	.365	.500	3
2009	Birmingham	.299	38	147	23	44	73	17	0	4	22	2	1	2	14	24	1	0	.366	.497	7
	Charlotte	.464	7	28	6	13	19	6	0	0	3	1	1	0	0	2	1	0	.448	.679	3
	Chicago (AL)	.270	103	378	58	102	174	28	1	14	63	1	4	6	41	65	7	4	.347	.460	14
2010	Chicago (AL)	.252	131	444	58	112	168	25	2	9	49	6	4	7	37	92	4	6	.317	.378	12
2011	Chicago (AL)	.230	150	499	60	115	168	23	0	10	44	7	3	13	35	111	5	3	.296	.337	8
2012	Chicago (AL)	.234	151	525	62	123	195	24	0	16	60	8	2	7	40	89	5	4	.296	.371	7
2013	Charlotte#	.333	8	36	7	12	14	2	0	0	5	0	0	0	2	6	0	0	.368	.389	0
	Chicago (AL)	.267	103	371	46	99	138	22	1	5	24	1	4	4	28	56	5	1	.322	.372	12
2014	Birmingham#	.163	12	43	5	7	12	2	0	1	6	0	0	0	4	6	1	0	.234	.279	3
	Chicago (AL)	.221	101	390	43	86	131	24	0	7	36	3	5	5	19	70	3	0	.263	.336	10
	Los Angeles (AL)	.268	26	56	10	15	24	3	0	2	8	0	0	2	3	11	0	0	.328	.429	3
	Chicago (AL)	.209	100	211	24	44	70	8	0	6	20	1	4	2	19	43	0	1	.275	.332	4
2015	GCL Braves#	.200	3	10	0	2	3	1	0	0	1	0	1	0	0	3	0	0	.182	.300	0
	Carolina#	.625	3	8	3	5	9	1	0	1	3	0	0	0	4	1	0	0	.750	1.125	0
	Gwinnett#	.333	3	12	2	4	6	2	0	0	1	0	0	0	1	1	0	0	.385	.500	0
	Atlanta	.217	85	240	25	52	85	16	1	5	30	0	3	4	26	50	1	0	.300	.354	4
	San Francisco	.000	3	5	0	0	0	0	0	0	1	0	1	0	0	2	0	0	.000	.000	0
2016	Tacoma	.262	83	328	37	86	129	16	0	9	45	0	2	5	20	58	3	2	.313	.393	8
	Seattle	.176	11	17	2	3	3	0	0	0	0	0	0	0	1	2	1	0	.222	.176	0
	Tacoma	.302	94	358	64	108	164	24	1	10	51	0	5	5	57	52	6	2	.400	.458	6
	Seattle	.182	22	44	3	8	9	1	0	0	1	2	0	0	4	11	1	0	.250	.205	0
MINOR LEAGUE TOTALS		.291	265	1028	158	299	458	73	1	28	145	3	10	12	107	160	12	5	.361	.446	30
AL TOTALS		.241	898	2935	366	707	1080	158	4	69	305	29	26	46	227	550	31	19	.303	.368	70
NL TOTALS		.212	88	245	25	52	85	16	1	5	31	0	4	4	26	52	1	0	.294	.347	4
MAJOR LEAGUE TOTALS		.239	986	3180	391	759	1165	174	5	74	336	29	30	50	253	602	32	19	.302	.366	74

TRANSACTIONS

- Selected by Chicago (AL) in the first round (eighth overall) of the June 2008 draft
- On disabled list, May 8-17, 2009 (right abdomen strain)
- On disabled list, April 10-June 3, 2013 (left hand hamate bone fracture)
- On disabled list, March 21-April 24, 2014 (left oblique muscle strain)
- Claimed off waivers by Los Angeles (AL) from Chicago (AL) on August 21, 2014
- Signed by Chicago (AL) as a free agent on January 28, 2015
- Signed by Atlanta as a free agent on December 4, 2015
- On disabled list, April 17-May 9, 2016 (left hamstring strain)
- On disabled list, June 2-July 7, 2016 (left hamstring strain)
- Acquired by San Francisco from Atlanta in exchange for Richard Rodriguez on September 27, 2016
- Signed by San Francisco as a Minor League free agent on February 17, 2017
- Signed by Seattle as a Minor League free agent on March 31, 2017
- On disabled list, April 29-June 14, 2017 (right hamstring strain)
- Signed by Seattle as a Minor League free agent on December 8, 2017
- Signed by Seattle as a Minor League free agent on March 26, 2018
- On disabled list, April 21-May 1, 2018 (right hamstring sprain)
- Signed by the Tigers as a Minor League free agent on January 22, 2019

DIVISION SERIES RECORD

Year	Club/Opp.	AVG	G	AB	R	H	TB	2B	3B	HR	RBI	SH	SF	HB	BB	SO	SB	CS	OBP	SLG	E
2014	LAA vs. KC	.000	2	1	0	0	0	0	0	0	0	0	0	1	0	1	0	0	.500	.000	0
DIVISION SERIES TOTALS		.000	2	1	0	0	0	0	0	0	0	0	0	1	0	1	0	0	.500	.000	0

CAREER FIELDING

	G	TC	PO	A	E	DP	PCT
Second Base	712	3360	1320	1989	51	474	.985
Third Base	216	482	118	344	20	35	.959
Shortstop	30	92	31	58	3	18	.967

**CAREER HIGHS**

Hits: 4 (five times) - last, May 6, 2014 at Chicago (NL)
Home Runs: 2 - June 1, 2012 vs. Seattle
RBI: 4 (three times) - last, June 20, 2012 vs. Chicago (NL)
Stolen Bases: 2 - June 5, 2013 at Seattle
Hitting Streak: 10 (twice) - last, May 24-June 3, 2012

TWO HOME RUN GAMES (1)

June 1, 2012 vs. Seattle



48

MATTHEW
BOYD

HT: 6-3 WT: 234 BT: L TH: L BORN: 2/2/1991 IN MERCER ISLAND, WA

LEFTHANDED PITCHER

Opening Day Age: 28
Major League Service: 2.136
How Obtained: Acquired by the Tigers along with Daniel Norris and Jairo Labourt from Toronto in exchange for David Price on July 30, 2015.

Residence: Mercer Island, WA
Signed Through: 2019

SEASON HIGHLIGHTS

Established a career-high with 31 starts and 159 strikeouts in 2018...his 159 strikeouts were the second-most in a season by a Detroit lefthanded pitcher since 1974, trailing only Mickey Lolich, who fanned 202 batters in 1974.

- Finished the season ranked 10th in the American League with a .228 (146x639) opponents batting average...among AL pitchers following the All-Star break, he ranked seventh in WHIP (1.08) and 10th in opponents batting average (.230, 63x274).
- Excelled at Comerica Park, posting a 6-3 record with a 2.63 ERA (78.2IP/23ER) and 69 strikeouts in 14 starts, while he went 3-10 with a 5.89 ERA (91.2IP/60ER) and 90 strikeouts in 17 road starts...ranked fourth among AL pitchers with a 2.63 home ERA (min. 75.0 innings pitched).
- Started the season by throwing 6.0-or-more innings and allowing one run-or-less in each of his first three starts...became the first Tigers lefthanded pitcher since at least 1908 to work at least 6.0 innings and give up one run-or-less in each of his first three starts of the season.
- Named the Tigers Pitcher of the Month for May after posting a 3-2 record with a 3.18 ERA (34.0IP/12ER) and 31 strikeouts in six starts.
- Tossed a season-high 8.0 shutout innings on July 31 vs. Cincinnati, scattering four hits and fanning seven.
- Recorded the first double-digit strikeout game of his career on September 8 vs. St. Louis, striking out 11.

Spent most of the 2017 season with the Tigers, appearing in 26 games, including 25 starts.

- Made eight starts at Triple A Toledo during the season, throwing 6.0-or-more innings in six of his eight starts and allowing three runs-or-less in seven-of-eight starts.
- Started five games for Detroit in April and posted a 2-1 record with a 3.86 ERA (25.2IP/11ER) and 19 strikeouts.
- Picked up his first Major League hit on May 10 at Arizona off Zack Godley.
- Recorded his first career shutout on September 17 vs. Chicago (AL), allowing just one hit and striking out five...threw 8.2 no-hit innings and allowed a two-out double to Tim Anderson in the ninth inning, breaking up the no-hitter.
- Named Tigers Pitcher of the Month for September after compiling a 1-3 record with a 2.95 ERA (36.2IP/12ER), 30 hits allowed, 11 walks and 30 strikeouts...ranked fourth in the AL with 36.2 innings pitched in September, while he was 10th with a .216 (30x139) opponents batting average.

Completed his first season in a Tigers uniform in 2016, pitching in 20 games, including 18 starts.

- Struck out a season-high nine batters with Toledo on May 20 at Lehigh Valley.
- Posted 10 consecutive starts with three-or-fewer runs allowed from July 9-September 6 -- during the stretch, which also included one relief appearance, Boyd had a 5-1 record with a 2.56 ERA (56.1IP/16ER), 49 hits allowed, 16 walks and 52 strikeouts.
- Lefthanded hitters posted a .172 (11x64) average against him, while righthanders batted .276 (86x312).

Opened the 2015 season in the Toronto Blue Jays organization before being acquired by the Tigers along with Daniel Norris and Jairo Labourt in exchange for David Price.

- Won MiLB.com fans' choice vote for best starting pitcher in the Minor Leagues.
- Selected as a Minor League All-Star and a Double A All-Star by *Baseball America*...in 19 starts in the Minors, he led all qualified starters in WHIP (0.85) and opponents batting average (.176), while he was second in ERA.



- Assigned to Double A New Hampshire to begin the season and did not allow a run in his first three starts, a span that stretched 14.1 innings.
- Named the Eastern League Pitcher of the Week for the week ending May 17, posting a 1-0 record, a 0.00 ERA (12.0IP/0ER) and 11 strikeouts in two starts.
- Finished the month of May with a 3-0 record, a 1.19 ERA (37.2IP/5ER) and 30 strikeouts in six starts with New Hampshire.
- Had his contract purchased from Triple A Buffalo on June 27 -- made his Major League debut that day vs. Texas, throwing 6.2 innings and allowing four runs on nine hits with seven strikeouts.
- Had his contract recalled from Triple A Toledo by the Tigers on August 5 -- made his Tigers debut that night vs. Kansas City and picked up the first win of his Major League career, throwing a season-high 7.0 innings and giving up one run on seven hits with two strikeouts.

Split the **2014** season between Single A Dunedin and Double A New Hampshire in the Toronto Blue Jays organization.

- Did not allow a run in four of his first five outings with Dunedin -- posted a 4-0 record, a 0.29 ERA (31.0IP/1ER), 18 hits allowed, five walks and 37 strikeouts during the stretch.
- Earned Florida State League Pitcher of the Week honors three times during the season, receiving the award on April 14, April 28 and August 25.
- Ranked as the 29th-best prospect in the Blue Jays organization by *Baseball America* following the season.

Split the **2013** season between Single A Lansing and Single A Dunedin in the Toronto Blue Jays organization.

- Made his professional debut on July 25 vs. Dayton, throwing 1.0 scoreless inning of relief with two hits allowed and two strikeouts.

PERSONAL/MISCELLANEOUS

- Resides in Mercer Island, WA during the offseason with his wife, Ashley, and their daughter, Meira.
- In September, **2018**, Matthew and his wife, Ashley, launched Kingdom Home, a nonprofit which provides a home of refuge, restoration and hope for children in need, with a donation of \$100,000. The couple traveled to Uganda in November, 2018, to visit the home. Kingdom Home exists to provide a home for young people in need. Located in Uganda, 36 children, ages 6-14, have been rescued from sex trafficking, gender-based violence, forced child marriages and abandonment. The home not only helps rescue children, but also protects them, and reduces the likelihood that they would re-enter the sex trade or exploitative labor.
- Visited patients at the Children's Hospital of Michigan; participates in the Detroit Tigers Autographed Memorabilia Donation program and Tigers Dreams Come True program; attended Keeping Kids in the Game and the annual Ilitch Charities Celebrity Golf Classic; participated in the Wayne State Youth Baseball Camp, the Baseball Fantasy Camp for Kids, the Tigers Winter Caravan and TigerFest.
- Attended Oregon State University and helped the Beavers to the **2013** College World Series -- earned first team All-Pac-12 honors and was named a third team All-American by *Baseball America* as a senior.
- Is a distant relative of Hall of Famer Bob Feller and former First Lady of the United States, Dolly Madison.

MATTHEW ROBERT BOYD'S CAREER RECORD

Year	Club	W-L	ERA	G	GS	CG	SHO	SV	IP	H	AB	R	ER	HR	HB	BB	SO	WP	BK	AVG
2013	Lansing	0-1	0.64	5	3	0	0	0	14.0	7	50	1	1	0	0	1	12	1	0	.140
	Dunedin	0-2	5.40	3	2	0	0	0	10.0	7	34	6	6	2	0	3	11	0	0	.206
2014	Dunedin	5-3	1.39	16	16	1	0	0	90.2	65	331	20	14	4	4	20	103	3	1	.196
	New Hampshire	1-4	6.96	10	10	0	0	0	42.2	55	179	33	33	5	3	13	44	3	0	.307
2015	New Hampshire	6-1	1.10	12	12	0	0	0	73.2	39	252	11	9	3	1	18	70	2	1	.155
	Buffalo	3-1	2.77	6	6	0	0	0	39.0	32	146	13	12	5	1	6	37	2	0	.219
	Toledo	0-0	0.00	1	1	0	0	0	2.0	0	6	0	0	0	0	3	1	0	0	.000
	Toronto	0-2	14.85	2	2	0	0	0	6.2	15	34	11	11	5	0	1	7	2	0	.441
2016	DETROIT	1-4	6.57	11	10	0	0	0	50.2	56	193	39	37	12	1	19	36	2	0	.290
	Toledo	2-5	2.25	11	11	0	0	0	64.0	53	237	20	16	5	2	18	57	0	0	.224
2017	DETROIT	6-5	4.53	20	18	0	0	0	97.1	97	376	51	49	17	4	29	82	1	0	.258
	Toledo	3-3	2.82	8	8	1	0	0	51.0	35	183	16	16	7	1	13	53	1	0	.191
2018	DETROIT	6-11	5.27	26	25	1	1	0	135.0	157	540	84	79	18	3	53	110	2	0	.291
	DETROIT	9-13	4.39	31	31	0	0	0	170.1	146	639	87	83	27	11	51	159	6	2	.228
MINOR LEAGUE TOTALS		20-20	2.49	72	69	2	0	0	387.0	293	1418	120	107	31	12	95	388	12	2	.207
DETROIT TOTALS		22-33	4.92	88	84	1	1	0	453.1	456	1748	261	248	74	19	101	387	11	2	.261
MAJOR LEAGUE TOTALS		22-35	5.07	90	86	1	1	0	460.0	471	1782	272	259	79	19	153	394	13	2	.264

TRANSACTIONS

- Selected by Cincinnati in the 13th round of the June 2012 draft, but did not sign
- Selected by Toronto in the sixth round of the June 2013 draft
- Acquired by the Tigers along with Daniel Norris and Jairo Labourt from Toronto in exchange for David Price on July 30, 2015

MAJOR LEAGUE HITTING RECORD

	AVG	AB	R	H	2B	3B	HR	RBI	SH	SF	HBP	BB	SO
2018	.000	2	0	0	0	0	0	0	0	0	0	0	2
Career	.200	5	0	1	0	0	0	0	0	0	0	0	2

CAREER FIELDING

	G	TC	PO	A	E	DP	PCT
Pitcher	90	55	14	35	6	1	.891

**CAREER HIGHS****Longest Winning Streak:** 5 - July 18-August 24, 2016**Longest Losing Streak:** 6 - August 10, 2015-June 18, 2016**Strikeouts:** 11 - September 8, 2018 vs. St. Louis**Walks:** 5 - June 7, 2016 vs. Toronto**Innings (starter):** 9.0 - September 17, 2017 vs. Chicago (AL)**Innings (relief):** 4.2 - April 24, 2016 vs. Cleveland**Low-Hit Game (CG):** 1 - September 17, 2017 vs. Chicago (AL)**10-OR-MORE STRIKEOUT GAMES (1)**

September 8, 2018 vs. St. Louis (11)



24

MIGUEL
CABRERA

HT: 6-4 WT: 249 BT: R TH: R BORN: 4/18/1983 IN MARACAY, VZ

FIRST BASEMAN

Opening Day Age: 35
Major League Service: 15.101

Residence: Hollywood, FL
Signed Through: 2023
 (vesting options for 2024 and 2025)

How Obtained: Acquired by the Tigers along with Dontrelle Willis from Florida, in exchange for Burke Badenhop, Eulogio de La Cruz, Cameron Maybin, Andrew Miller, Mike Rabelo and Dallas Trahern on December 5, 2007

CAREER HIGHLIGHTS

The 2019 season will mark Cabrera's 12th with the Tigers...marks the fourth year of an eight-year contract extension with two vesting options (2024 and 2025), which he agreed to terms on with the club on March 28, 2014.

- Since the 2003 season, he leads all active players in doubles (556) and batting average (.316), while he ranks second in runs scored (1,388), hits (2,676), home runs (465), RBI (1,635) and slugging percentage (.551).
- Named the American League Most Valuable Player for the second consecutive year in 2013 -- joined Hal Newhouser as the only two players in franchise history to win the award in back-to-back seasons...is one of only eight Tigers players to capture the MVP award, joining Mickey Cochrane (1934), Hank Greenberg (1935, 1940), Charlie Gehringer (1937), Hal Newhouser (1944, 1945), Denny McLain (1968), Willie Hernandez (1984) and Justin Verlander (2011) in accomplishing the feat...Cabrera became the first native of Venezuela to be named the Most Valuable Player.
- Led the American League with a .330 batting average, 44 home runs and 139 RBI during the 2012 season to become the first player to win the Triple Crown since Boston's Carl Yastrzemski did so in 1967...it marked the 14th time since 1900 a player captured the Triple Crown and Cabrera became the 12th player to accomplish the feat during that time...he was the second Tigers player to do so, joining Ty Cobb (1909)...marked the 25th time a Tigers player has led the league in batting average, the 11th time a Tigers player has led the league in home runs and the 20th time a Tigers player has led the league in RBI.
- Has led the American League in batting average (2011, 2012, 2013, 2015), home runs (2008, 2012) and RBI (2010, 2012) during his Tigers career -- joined Ty Cobb to become only the second player in Tigers history to lead the American League in all three categories.
- Won the American League batting title in 2015 with a .338 batting average, marking his fourth batting crown in a five-year span -- became the ninth player in MLB history to win four batting titles in a five-year stretch, joining Wade Boggs, Rod Carew, Ty Cobb, Tony Gwynn, Rogers Hornsby, Nap Lajoie, Stan Musial and Honus Wagner...also became the third player in Tigers history to win four batting titles, joining Cobb and Harry Heilmann.
- Captured the American League batting title in 2011, 2012 and 2013 to become the first Tigers player to lead the league in hitting in three consecutive seasons since Ty Cobb did so in three straight seasons from 1917-19.
- Led the American League with a .344 batting average for the Tigers in 2011 -- first Tigers player to lead the league in batting average since Magglio Ordoñez did so with a .363 batting average in 2007...became the 10th different player in franchise history to lead the league in batting average...marked the 24th time overall a Tigers player has led the league in batting average.
- Led the American League with 126 RBI for the Tigers in 2010 -- first Tigers player to lead the league in RBI since Cecil Fielder did so with 124 RBI in 1992...became the eighth different player in franchise history to lead the league in RBI...marked the 19th time overall a Tigers player has led the league in RBI.



- Led the American League with 37 home runs for the Tigers in 2008 -- first Tigers player to lead the league in home runs since Cecil Fielder tied for the lead with 44 home runs in 1991...became the seventh different player in franchise history to lead the league in home runs...marked the 10th time overall a Tigers player has led the league in home runs.
- Four-time National League All-Star selection with the Florida Marlins (2004-07)...seven-time American League All-Star selection with the Tigers (2010-16).
- Won two National League Silver Slugger Awards with the Marlins (2005-06)...has won five American League Silver Slugger Awards with the Tigers (2010, 2012-13, 2015-16).
- Earned American League Player of the Month honors in July, 2008, August, 2012, May, 2013, August, 2013, September, 2014 and September, 2016...he is the only player in franchise history to ever win the award more than twice.
- Selected American League Player of the Week 11 times during his career, while he has earned National League Player of the Week honors four times.
- Is the Tigers all-time postseason franchise leader with 39 hits, nine home runs and 26 RBI.
- Holds the Major League record with a 31-game postseason on-base streak (9/30/2011-10/13/2013).
- Tabbed the National League Rookie of the Month with the Marlins in both July and September of 2003.
- Collected 100-or-more RBI in 11 consecutive seasons (2004-14) -- became the fifth player in Major League history to post 11-or-more consecutive seasons with 100-or-more RBI.
- Has recorded 100-or-more RBI in a season 12 times in his career, which is tied with Manny Ramirez, Barry Bonds and Al Simmons for the sixth-most in MLB history...has eight 100-RBI seasons as a Tiger, which are tied with Harry Heilmann for the most in club history.
- Belted 25-or-more home runs and recorded 100-or-more RBI in 11 straight seasons (2004-14) -- is one of just four players in Major League history to accomplish the feat, joining Alex Rodriguez (13 straight seasons), Jimmie Foxx (12 straight seasons) and Lou Gehrig (12 straight seasons).
- Has hit 327 home runs as a Tiger, which are the third most in franchise history, trailing only Al Kaline (399) and Norm Cash (373)...joins Ryan Braun (Milwaukee) and Albert Pujols (St. Louis) as the only active players to hit 300 home runs with one team.
- Has hit 30-or-more homers in a season 10 times in his career and seven times with the Tigers...his seven seasons with 30-or-more homers are the most in Tigers history.
- Has recorded 46 four-hit games in his career, which is tied with Willie Mays for 23rd in MLB history.
- Is the all-time leader among Venezuelan-born players in home runs (465), RBI (1,635), batting average (.316), slugging percentage (.551) and total bases (4,661).
- Played for Venezuela during the World Baseball Classic in 2006, 2009, 2013 and 2017.
- Selected to participate in the Futures Game held prior to the 2001 All-Star Game at Safeco Field in Seattle and the 2002 All-Star Game at Miller Park in Milwaukee.

SEASON HIGHLIGHTS

Limited to 38 games with the Tigers in **2018** due to injuries.

- Finished the season with 465 career home runs, which is tied with Dave Winfield for 35th in MLB history and 1,635 career RBI, which ranks 30th in MLB history.
- Posted his 46th career game with four-or-more hits in the first game of the doubleheader on April 25 at Pittsburgh...his 46 career games of at least four hits is tied with Willie Mays for the 23rd-most in Major League history.
- Named Tigers Player of the Month for March/April after hitting .326/.413/.528 with 13 runs scored, nine doubles, three home runs and 21 RBI in 25 games...ranked tied for fifth in the American League in doubles, while he was tied for eighth in RBI and ninth in on-base percentage.
- Sidelined from May 4-June 1 with a right hamstring strain.
- Sidelined from June 13-October 29 with a ruptured left biceps tendon.

Played in 130 games with the Tigers in **2017**.

- Finished the season ranked tied for 10th in the American League with six intentional walks.
- Named the Tigers nominee for the 2017 Roberto Clemente Award.
- Recorded at least one RBI in six straight games from April 13-19, tied for the third-longest streak of his career and longest since a streak of six straight games from June 12-17, 2015.
- Sidelined from April 22-May 2 with a right groin strain.
- Hit a two-run double in the second inning on June 2 vs. Chicago (AL) for his 1,000th career extra-base hit...became the 40th player in MLB history to reach the milestone.
- Belted his seventh career walk-off home run on June 15 vs. Tampa Bay (last, August 17, 2013 vs. Kansas City).
- Drew a walk-off walk in the 11th inning on July 16 vs. Toronto...marked the 13th time that he's driven in a walk-off run, but was his first career walk-off walk.
- Recorded the 2,600th hit of his Major League career on July 25 vs. Kansas City...became the 81st player in MLB history to reach 2,600 career hits.
- Played in six games with Team Venezuela in the World Baseball Classic and hit .190/.320/.333 with two runs scored, one home run and three RBI.



Selected to the American League All-Star Team in **2016** through player balloting -- marked his 11th career All-Star selection and his seventh as a member of the Tigers...his seven All-Star selections are tied with Jim Bunning for the fourth most in franchise history and he became the first Tigers position player to go to seven straight All-Star Games since Bill Freehan, who went to 10 straight All-Star Games from 1964-73.

- Tied for the American League lead with 15 intentional walks, while he was second with a .563 slugging percentage, fourth with a .316 batting average, fifth with a .393 on-base percentage, sixth with 335 total bases, tied for sixth with 188 hits and 108 RBI and tied for eighth with 38 home runs.
- Won his seventh Silver Slugger Award and his fifth in the American League.
- Named the Tigers nominee for the Hank Aaron Award and the Roberto Clemente Award.
- Finished the season with 38 home runs, marking his 10th season with 30-or-more homers (last, 2013) and his seventh season with at least 30 homers as a Tiger.
- Had a career-high six multi-homer games during the season, hitting two homers on April 25 vs. Oakland, May 20 vs. Tampa Bay, May 23 vs. Philadelphia, July 31 vs. Houston, September 5 at Chicago (AL) and September 30 at Atlanta...now has 39 multi-homer games in his career and 30 with the Tigers, which are the second-most in franchise history, trailing only Hank Greenberg (32).
- Hit the 500th double of his Major League career on May 23 vs. Philadelphia -- became the 62nd player in MLB history to reach the 500 double mark.
- Played in the 2,000th game of his Major League career on June 12 at New York (AL), becoming the sixth Venezuelan-born player to appear in 2,000 Major League games.
- Drove in the 1,500th run of his career on July 22 at Chicago (AL) -- according to the Elias Sports Bureau, Cabrera, at 33 years old, became the fifth-youngest player at the time of his 1,500th RBI, trailing Jimmie Foxx, who was 30, and Lou Gehrig, Alex Rodriguez and Mel Ott, who were each 32.
- Hit a go-ahead solo homer with two outs in the ninth inning on July 27 at Boston -- marked his 14th career go-ahead homer in the ninth inning-or-later (last, May 13, 2014 at Baltimore).
- Recorded his 1,000th RBI in a Tigers uniform on August 18 vs. Boston with a RBI single in the eighth inning -- became the 11th player in franchise history to record 1,000 RBI...according to the Elias Sports Bureau, Cabrera, who had 523 RBI with the Marlins, became the seventh player in MLB history to drive in 500 runs for one team and 1,000 for another, joining Jimmie Foxx (Athletics/Red Sox), Frank Robinson (Reds/Orioles), Barry Bonds (Giants/Pirates), Ken Griffey Jr. (Mariners/Reds), Rafael Palmeiro (Rangers/Orioles) and Alex Rodriguez (Yankees/Mariners).
- Drove in the 1,003rd run of his Tigers career on August 29 vs. Chicago (AL), tying Alan Trammell for 10th place in franchise history.
- Hit his 300th home run as a member of the Tigers in the first inning on September 5 at Chicago (AL) -- became the fourth player in club history to hit 300 home runs, joining Al Kaline (399), Norm Cash (373) and Hank Greenberg (306).
- Drew the 1,000th walk of his Major League career on September 10 vs. Baltimore.
- Recorded the 2,500th hit of his Major League career on September 18 at Cleveland with a single in the third inning -- Cabrera, at 33 years, 153 days old, became the fourth-youngest player since 1900 to reach 2,500 hits, trailing only Ty Cobb (31 years, 242 days), Rogers Hornsby (33 years, 10 days) and Hank Aaron (33 years, 127 days).
- Hit his 307th and 308th home run as a Tiger on September 30 at Atlanta, passing Hank Greenberg (306) for third place in club history.
- Selected the American League Player of the Month for September/October after batting .349/.439/.670 with 20 runs scored, four doubles, 10 home runs and 27 RBI -- ranked third in the AL in on-base percentage and slugging percentage during the month, while he was tied for third in hits (37) and RBI, tied for fourth in home runs, sixth in batting average and tied for sixth in runs scored...marked his sixth career player of the month award.

Elected the starting first baseman for the American League in the All-Star Game in **2015** -- marked his 10th All-Star Game (sixth in the American League), and third fan-elected start...became the fourth Tiger to earn three fan selections overall, joining Lou Whitaker (1984-86), Lance Parrish (1984-86) and Ivan Rodriguez (2004, 2006-07).

- Led the American League with a .338 batting average and a .440 on-base percentage, while he was tied for sixth with 77 walks and ninth with a .534 slugging percentage.
- Won his sixth Silver Slugger Award, which was his fourth in the American League.
- Named one of seven finalists for the Marvin Miller Man of the Year Award.
- Selected as the Tigers nominee for the Hank Aaron Award and the Roberto Clemente Award.
- Winner of the Luis Aparicio Award, awarded to Venezuela's top Major League player -- marked his fifth time winning the award.
- Named the best hitter in the American League by *Baseball America*.
- Recorded back-to-back four-hit games on April 11 and 12 at Cleveland -- marked the first time in his career he has had four hits in consecutive games and became the first Tigers player to have back-to-back four-hit games since Curtis Granderson on June 26-27, 2008.
- Drew a career-high four walks, including three intentional passes, on April 25 vs. Cleveland -- became the first Tigers player to walk four times in a game since Matt Tuissosopo on May 19, 2013 at Texas.
- Became the first Venezuelan-born player and the 53rd player in MLB history to hit 400 career home runs with his solo homer on May 16 at St. Louis -- at 32 years, 28 days, became the third-youngest active

player to reach the 400 home run milestone and the eighth-youngest player all-time to reach 400 career home runs.

- Reached the 1,400 RBI mark on May 21 vs. Houston -- became the 76th player in Major League history to drive in 1,400 runs and the fifth-youngest player in MLB history to reach the milestone.
- Had a season-best, 13-game hitting streak from May 13-26, batting .400/.483/.800 with 10 runs scored, three doubles, one triple, five home runs and 11 RBI.
- Reached base safely in 27 straight games from May 10-June 9 and hit .327/.436/.582 with 16 runs scored, five doubles, one triple, six home runs and 18 RBI.
- Had 24 hits, five home runs and 16 RBI in first 10 games vs. the Indians -- according to the Elias Sports Bureau, no Major League player has reached those levels in all three categories over 10 games against an opponent in any season since 1958, when Willie Mays had a 10-game stretch against the Dodgers (24 hits, seven homers and 18 RBI from April 18-August 10).
- Recorded the 900th extra-base hit of his career on June 26 vs. Chicago (AL) -- became just the fifth player in Major League history to record at least 2,200 hits, 400 home runs, 1,400 RBI and 900 extra-base hits by his age-32 season, joining Hank Aaron, Jimmie Foxx, Albert Pujols and Alex Rodriguez.
- Sidelined July 4-August 13 with a left calf strain -- marked his first career trip to the disabled list.
- Drove in three runs on August 16 at Houston to reach 1,426 RBI in his career, passing Andres Galarraga for the most RBI by a Venezuelan-born player in MLB history.
- Recorded multiple hits in seven straight games from August 19-25, tying a career high (also, August 6-13, 2006).
- Led the American League with a .357 (80x224) batting average in home games...hit a league-leading .317 (65x205) on the road.
- Posted a .313 (25x80) batting average vs. lefthanded pitchers...hit an American League-best .344 (120x349) with righthanders on the mound.
- Led the American League with a .365 (35x96) batting average with runners in scoring position.

Selected as the starting first baseman for the American League All-Star squad as he led the league with 52 doubles and 11 sacrifice flies for the Tigers in **2014**.

- Tied for first in the American League with 19 game-winning RBI, while he was second with 78 extra-base hits and 109 RBI, third with 191 hits, tied for third with 101 runs scored, fourth with 320 total bases, tied for fifth with 55 multi-hit games, sixth with a .336 (49x146) batting average with runners in scoring position, seventh with a .313 (191x611) batting average and a .524 slugging percentage and 10th with a .371 on-base percentage.
- Tabbed the best hitter in the American League by *Baseball America*.
- Established a career high with 52 doubles on the season, which are the sixth-most in franchise history.
- Became just the third player in franchise history to connect for 25-or-more home runs, 50-or-more doubles and 100-or-more RBI in a single season, joining Hank Greenberg and Magglio Ordoñez in accomplishing the feat.
- Scored more than 100 runs and drove in more than 100 RBI for the fifth straight season -- according to the Elias Sports Bureau, his streak is tied with Charlie Gehringer (1932-36) for the longest such streak in franchise history.
- Connected for the 2,000th hit of his Major League career with a two-run home run off Ryan Webb in the eighth inning on April 4 vs. Baltimore...he became the 15th active player with 2,000-or-more hits and just the sixth player all-time from Venezuela to reach 2,000 hits...he became the ninth player in Major League history to reach 2,000 hits before their 31st birthday, and the second Tiger to accomplish the feat, joining Ty Cobb who reached 2,000 hits at age 29 years, six months and two days...at 30 years, 11 months and 17 days, he became the seventh-youngest player in Major League history to reach 2,000 hits.
- Became the fifth player in franchise history to hit 250-or-more home runs with a solo home run in the ninth inning on September 15 against Casey Fien and the Twins.
- Selected the American League Player of the Month and the Tigers Player of the Month for September after batting .379/.409/.709 with 19 runs scored, 10 doubles, eight home runs and 18 RBI in 26 games.
- Underwent successful right ankle surgery to remove bone spurs and to repair a stress fracture to his navicular bone on October 22, 2014...the procedure was performed by Dr. Robert Anderson in Charlotte, NC.

Named the American League MVP and won his third consecutive batting title in **2013**.

- Elected the starting third baseman for the American League All-Star Team...marked his fourth All-Star Game appearance as a member of the Tigers.
- Won his fifth Silver Slugger Award and named the American League winner of the Hank Aaron Award, given to the most outstanding offensive performer in each league.
- Tabbed as Player of the Year and American League Player of the Year in voting conducted by his peers for the Players Choice Awards.
- Tabbed the best hitter in the American League by *Baseball America*.
- Named Tiger of the Year by Detroit's chapter of the BBWAA for the second consecutive season.
- Led the American League with a .348 (193x555) average, a .442 on-base percentage and a .636 slugging percentage, while he was tied for first with 37 go-ahead RBI, second with 44 home runs, 137 RBI and 353 total bases, tied for second with 103 runs scored and 193 hits, third with 90 walks, and ninth with 52 multi-hit games.



2019 TIGERS

- Collected 137 RBI during the season, marking the sixth consecutive season he has posted 100-or-more RBI for the Tigers -- became just the second player in Tigers history to drive in 100-or-more RBI in six straight seasons, joining Harry Heilmann, who drove in 100-or-more runs in seven consecutive seasons (1932-1936).
- Matched a career high with 44 home runs on the season.
- Became just the third player in franchise history to connect for 30-or-more home runs and 120-or-more RBI in consecutive seasons, joining Hank Greenberg and Cecil Fielder.
- Collected at least one RBI in each of the team's first five games of the season, marking the longest streak by a Tigers player to start the season since Bobby Higginson did so in the first five games of 2004.
- Drove in 28 runs during the month of April, marking the most for any Tigers player since at least 1921.
- Knocked the 1,000th hit of his Tigers career on May 2 at Houston, becoming the 30th player in franchise history to accomplish the feat.
- Matched career highs with six RBI on May 4 at Houston and three home runs on May 19 vs. Texas.
- Collected the 400th double of his career in the first inning on May 30 vs. Pittsburgh.
- Selected the Tigers Player of the Month and the American League Player of the Month for May after batting .379/.455/.767 with 23 runs scored, nine doubles, 12 home runs and 33 RBI in 28 games during the month -- ranked first in the American League in home runs, RBI and batting average, while he was tied for first in hits (44) and on-base percentage.
- Clubbed the 200th home run of his Tigers career on June 1 vs. Baltimore, becoming just the 10th player in franchise history to record 200 home runs.
- Had a 44-game, on-base streak from May 14-June 30, marking the second-longest streak in the Majors that season (Cuddyer, 46-game streak).
- Connected for 30 home runs prior to the All-Star break -- marked the most home runs by a Tigers player prior to the All-Star break in franchise history.
- Named the American League Player of the Month for August -- hit .356/.430/.733 with five doubles, 11 home runs and 31 RBI in 27 games during the month...ranked tied for first in the American League in home runs and RBI, fourth in batting average and tied for 10th in hits (36)...marked the fourth time he earned American League Player of the Month honors with Detroit.
- Led the American League with a .397 (62x156) average with runners in scoring position.
- Led the American League with a .366 (97x265) average at home...finished second with a .331 (96x290) average on the road.
- Underwent core muscle repair surgery on October 29...the surgery was performed by Dr. Bill Meyers in Philadelphia.

Led the American League with a .330 (205x622) batting average, 44 home runs and 139 RBI for the Tigers during the **2012** season to become the first player to win the Triple Crown since Boston's Carl Yastrzemski did so in 1967...it marked the 14th time since 1900 a player captured the Triple Crown and Cabrera is the 12th player to accomplish the feat during that time...he is the second Tigers player to do so, joining Ty Cobb (1909).

- Selected the American League Most Valuable Player -- became the eighth player in Tigers history to earn the honor...joined Mickey Cochrane (1934), Hank Greenberg (1935, 1940), Charlie Gehringer (1937), Hal Newhouser (1944, 1945), Denny McLain (1968), Willie Hernandez (1984) and Justin Verlander (2011) in accomplishing the feat...Cabrera became the first native of Venezuela to be named the Most Valuable Player.
- Topped the American League with 377 total bases, 84 extra-base hits and a .606 slugging percentage, while he finished second with 109 runs scored and 205 hits, fourth with a .393 on-base percentage and seventh with 40 doubles.
- Selected to the American League All-Star squad for the third time during his Tigers career.
- Earned his fourth Silver Slugger Award, his second as a third baseman.
- Won the American League Hank Aaron Award, recognizing the most outstanding offensive performer in each league.
- Selected the Major League Baseball Player of the Year and the American League Outstanding Player as part of the Players Choice Award balloting.
- Tabbed the Tiger of the Year by Detroit's chapter of the BBWAA for the third time in his Tigers career.
- Won the Walter "Buck" Leonard Award and Josh Gibson Award from the Negro League Baseball Museum as the American League's batting champion and home run leader, respectively.
- Selected as the Luis Aparicio Award winner as Venezuela's top Major League player.
- Captured the American League batting title by hitting .330, marking the second straight season he won the title -- became the first Tigers player to lead the league in hitting in consecutive seasons since Ty Cobb did so in three straight seasons (1917-19).
- Belted 44 home runs during the season, becoming the first Tigers player to connect for 40-or-more home runs in a season since Cecil Fielder belted 44 home runs in 1991...marked the 10th time in club history a Tigers player has hit 40-or-more home runs in a season and Cabrera became the sixth player in franchise history to do so...additionally, he became the first player in Tigers history to belt 30-or-more home runs in five straight seasons.
- Collected 139 RBI during the season, marking the fifth straight season he has posted 100-or-more RBI for the Tigers.

- Finished with 40 doubles and 44 home runs during the season, joining Hank Greenberg as the only two players in Tigers history to collect 40-or-more doubles and 40-or-more home runs during the same season...Greenberg accomplished the feat for Detroit in both 1937 and 1940.
- Collected 205 hits during the season, marking the first time he has finished with 200-or-more hits during a season -- he became the 21st player in Tigers history to collect 200-or-more hits during a season.
- Recorded 377 total bases during the season, marking the fifth straight season he has posted 300-or-more total bases for the Tigers -- he became the first player in club history to post 300-or-more total bases in five consecutive seasons.
- Collected 40 doubles during the season, marking the third straight season he has posted 40-or-more doubles for the Tigers -- longest such streak by a Tigers player since Charlie Gehringer did so in three straight seasons (1932-34).
- Collected the 1,000th RBI of his career on April 27 at New York (AL) -- according to the Elias Sports Bureau, he became the sixth-youngest player in Major League history to reach 1,000 RBI, trailing Mel Ott (27), Jimmie Foxx (27), Alex Rodriguez (28), Ken Griffey, Jr. (28) and Lou Gehrig (28).
- Belted the 300th home run of his Major League career on July 22 vs. Chicago (AL), a solo shot off Philip Humber -- according to STATS LLC, he became the 14th player in Major League history to hit his 300th home run prior to turning 30 years old...he became the second player born in Venezuela to collect 300 home runs during his career, joining Andres Galarraga.
- Tabbed the American League Player of the Month for August -- hit .357/.429/.663 with six doubles, eight home runs and 24 RBI in 26 games during the month...ranked second in the American League in home runs, while he was tied for second in RBI, fifth in batting average and tied for seventh in hits (35).
- Batted .332 (98x295) with 28 home runs in 80 games at home -- established a Comerica Park record with 28 home runs and it marked the most home runs hit at home by a Tigers player since Hank Greenberg connected for 29 home runs at home during the 1946 season...hit .327 (107x327) with 16 home runs in 81 games on the road.
- Established a club record for an American League Division Series game with two doubles on October 7 in Game Two vs. Oakland -- matched a franchise record for an American League Division Series game with three hits and two extra-base hits during that game.

Selected to the American League All-Star squad for the second time with the Tigers as he led the league with a .344 (197x572) batting average during the **2011** season -- became the 10th Tigers player to lead the American League in hitting, the first since Magglio Ordoñez did so with a .363 batting average during the 2007 season.

- Led the American League with 48 doubles and a .448 on-base percentage, while he finished second with 108 walks, 22 intentional walks and a .586 slugging percentage, third with 335 total bases and 78 extra-base hits, fourth with 111 runs scored, fifth with 197 hits, tied for sixth with 105 RBI and tied for 10th with 30 home runs.
- Collected a career-high 108 walks, marking the first time in his career he has walked more than 100 times -- first Tigers player to draw 100-or-more walks during a single season since Tony Phillips and Mickey Tettleton both did so in 1993.
- Finished the season with 111 runs scored, 105 RBI and 108 walks to become just the fifth player in Tigers history to reach a total of 100-or-more in all three categories during a single season -- joined Hank Greenberg (1937, 1938), Charlie Gehringer (1938), Rocky Colavito (1961) and Norm Cash (1961) in accomplishing the feat.
- Finished with 30 home runs and 105 RBI, marking the fourth consecutive season he has posted both 30-or-more home runs and 100-or-more RBI for the Tigers.
- Recorded 48 doubles during the season, marking the second straight season he has posted 40-or-more doubles for the Tigers -- became the first Tigers player with back-to-back seasons of 40-or-more doubles since Hank Greenberg did so for the club in 1939 and 1940.
- Finished with 335 total bases for the Tigers, marking the fourth straight season he surpassed 300 total bases for the club -- became just the second player in franchise history to surpass 300 total bases in at least four straight seasons... Hank Greenberg is the other Tigers player to do so, accomplishing the feat in four straight seasons (1937-40).
- His .448 on-base percentage marked the highest on-base percentage by a Tigers player since Norm Cash finished the 1961 season with a .487 on-base percentage -- his on-base percentage was the highest by a Tigers righthanded hitter since Harry Heilmann posted a .475 on-base percentage in 1927.
- Ranked second among all American League first basemen with 1,379 total chances, 1,263 putouts and 103 assists.
- Won the Walter "Buck" Leonard Award from the Negro League Baseball Museum as the American League's batting champion.
- Selected as the Luis Aparicio Award winner as Venezuela's top Major League player.
- Tabbed the second-best hitter and rated as possessing the second-best strike-zone judgement in the American League by *Baseball America*, while he and Texas' Josh Hamilton were tied for having the second-best power in the league according to the publication.
- Collected the 300th double of his career on April 11 vs. Texas -- according to STATS LLC, he became the first Major League player since at least 1946 to reach 300 doubles prior to turning 28 years old.



- Collected the 1,500th hit of his Major League career on July 15 vs. Chicago (AL), a single in the fifth inning off Gavin Floyd.
- Recorded a season-high, 17-game hitting streak from August 2-20, batting .380/.423/.521 with seven doubles, a home run and 13 RBI.
- Batted .390/.454/.552 with 11 doubles, two home runs and 16 RBI in 27 games during August -- finished the month tied for the lead in the American League in hits (41), while he tied for second in doubles, third in batting average and fifth in on-base percentage.
- Drove in a run in a season-high seven straight games September 1-7, totaling 11 RBI.
- Batted .353 (152x431) vs. righthanded pitchers, leading all American League players...hit .319 (45x141) with lefties on the mound.
- Batted .388 (57x147) with runners in scoring position, second-best in the American League.
- Finished with three hits, including a home run, and three RBI in Game Two of the American League Division Series on October 2 at Yankee Stadium -- became the fifth player in Tigers history to collect at least three hits, a home run and three RBI during a postseason game...joined Hank Greenberg (Game Five of 1940 World Series), Al Kaline (Game Six of 1968 World Series), Alan Trammell (Game One of 1984 American League Championship Series and Game Four of 1984 World Series) and Kirk Gibson (Game Five of 1984 World Series) in accomplishing the feat.
- Belted two home runs in Game Six of the American League Championship Series on October 15 at Texas to match the Tigers single-game postseason record for home runs -- marked the fifth time in franchise history a Tigers player has hit two home runs during a postseason game...he joined Alan Trammell (Game Four of 1984 World Series), Kirk Gibson (Game Five of 1984 World Series), Magglio Ordoñez (Game Four of 2006 American League Championship Series) and Delmon Young (Game Five of 2011 American League Championship Series) in accomplishing the feat.
- Finished with seven RBI during the American League Championship Series, marking the most RBI collected by a Tigers player in an American League Championship Series.

Selected to the American League All-Star squad in his third season with the Tigers in **2010** as he led the league with 126 RBI -- the first Tigers player to lead the league in RBI since Cecil Fielder did so with 124 RBI in 1992...tabbed the Tiger of the Year by Detroit's chapter of the BBWAA for the second time.

- Led the American League with a .420 on-base percentage and 32 intentional walks, while he finished second with a .328 (180x548) batting average, .622 slugging percentage, 341 total bases, 84 extra-base hits and an RBI once every 4.3 at-bats, tied for second with 111 runs scored, third with 38 home runs and a home run every 14.4 at-bats, tied for fourth with 45 doubles, fifth with 89 walks and 10th with 180 hits.
- Earned his third Silver Slugger Award, his first as a first baseman.
- Joined Hank Greenberg as the only two players in Tigers history to finish with at least 45 doubles, 35 home runs and 120 RBI during a single season -- Greenberg accomplished the feat in 1935, 1937 and 1940.
- Tabbed the best hitter in the American League by *Baseball America*, while he and Texas' Josh Hamilton were both rated as possessing the best power in the league by the publication.
- Established a career high as he matched a Tigers record with three home runs on May 28 vs. Oakland -- marked the 21st time in franchise history a Tigers player has connected for three home runs in a game and the first time since Dmitri Young did so on April 4, 2005 vs. Kansas City.
- Compiled a 20-game hitting streak from June 19-July 16 to establish a career best -- batted .397/.465/.658 with eight doubles, a triple, three home runs and 19 RBI.
- Tied for sixth in the American League with seven home runs during August.
- Sidelined for the remainder of the season after suffering a right high ankle sprain on September 27 at Cleveland.
- Fourth in the American League with a .333 (140x420) batting average against righthanded pitchers... finished 10th in the league with a .313 batting average (40x128) vs. lefthanded pitchers.
- Batted .342 (94x275) in 78 games at home, tied for second-best in the American League...hit .315 (86x273) in 72 games on the road, tied for sixth-best in the league.

Tied for third in the American League in **2009** with a .324 batting average in his second season with the Tigers.

- Ranked third in the AL with 334 total bases, while he finished fourth with 198 hits, tied for fifth with 57 multi-hit games, sixth with a .396 on-base percentage and .547 slugging percentage, tied for sixth with 34 home runs and tied for eighth with 103 RBI.
- Tabbed the third-best hitter in the American League by *Baseball America*.
- Collected 11 hits, three home runs and 10 RBI in his first five games of the season from April 6-10 -- according to the Elias Sports Bureau, he and Toronto's Adam Lind became the fifth and sixth players since 1920 (when RBI became an official statistic) with at least 10 hits, three home runs and 10 RBI in the team's first five games of the season...Cabrera and Lind joined Bobby Doerr (1941), Lou Brock (1967), Kal Daniels (1988) and Larry Walker (1997) in accomplishing the feat.
- Compiled 17 hits and 12 RBI over his first nine games of the season from April 6-15 -- according to the Elias Sports Bureau, he became the third Tigers player since 1955 with at least 17 hits and 12 RBI in the club's first nine games...Cabrera joined Al Kaline (17 hits and 13 RBI in 1955) and Chris Shelton (19 hits and 14 RBI in 2006) in accomplishing the feat.
- Hit .377/.455/.558 with two doubles, four home runs and 14 RBI in 21 games during April -- ranked fourth in the American League in on-base percentage during the month, while he finished fifth in batting average and tied for ninth in hits (29).

- Did not commit an error in 55 consecutive games at first base from May 14-July 23.
- Recorded a 17-game hitting streak from June 29-July 22 -- hit .324/.387/.529 during the streak.
- Hit .337/.398/.531 with seven doubles, four home runs and 10 RBI in 24 games during July.
- Did not commit an error over his final 59 games at first base August 1-October 6.
- Connected for his 200th career home run on August 23 at Oakland, a two-run shot in the eighth inning off Michael Wuertz -- became the fifth native of Venezuela to connect for 200 home runs in his career.
- Collected two doubles, a home run and five RBI on August 24 at Los Angeles (AL) -- according to the Elias Sports Bureau, it marked the first time in his career that he collected at least three extra-base hits and at least five RBI in the same game...he became the first Tigers player to accomplish the feat since Magglio Ordoñez finished with a double, two home runs and six RBI on May 24, 2008 vs. Minnesota.
- Hit .348 (102x293) in 80 games at home, ranking fourth in the American League in home batting average ...batted .302 (98x318) in 80 games on the road.

Led the American League with 37 home runs during his first season with the Tigers in **2008** -- first Tigers player to lead the league in home runs since Cecil Fielder tied for the lead with 44 home runs in 1991... marked the most home runs hit by a Tigers player since Dean Palmer connected for 38 home runs in 1999... tabbed the Tiger of the Year by Detroit's chapter of the BBWAA.

- Tied for the American League lead with 331 total bases, while he finished third with 127 RBI, fifth with 75 extra-base hits, seventh with a .537 slugging percentage and tied for seventh with a home run once every 16.6 at-bats and an RBI once every 4.9 at-bats.
- According to STATS LLC, his 127 RBI marked the third-highest total by a Tigers player in his first season with the club, trailing Dale Alexander's 137 RBI in 1929 and Cecil Fielder's 132 RBI in 1990.
- Received the Josh Gibson Award from the Negro Leagues Baseball Museum for capturing the American League's home run title.
- Appeared at first base for the first time during his Major League career on April 12 at Chicago (AL).
- Collected the 200th double of his career on June 17 at San Francisco.
- Equaled career highs with five hits and six RBI on July 21 at Kansas City -- according to the Elias Sports Bureau, it marked the third time since 1951 a Tigers player has collected five hits and six RBI in the same game, joining Willie Horton (April 17, 1971 vs. Boston) and Craig Monroe (July 22, 2005 vs. Minnesota) in accomplishing the feat.
- Tabbed both the American League Player of the Month and the Tigers Player of the Month for July -- hit .330/.357/.613 with 15 runs scored, six doubles, eight home runs and 31 RBI in 25 games during the month...led the American League in RBI, while he was tied for third in home runs.
- Collected his 1,000th career hit on September 7 at Minnesota, a solo home run in the sixth inning off Glen Perkins -- according to STATS LLC, at 25 years, 142 days old, he became the fifth-youngest player since 1954 to collect 1,000 hits.

Named to the National League All-Star squad for the fourth straight season with the Florida Marlins in **2007** as he tied for third in the league with 119 RBI, tied for fifth with 34 home runs and tied for eighth with a .320 batting average.

- Ranked third in the league with 23 intentional walks, while he finished fifth with 332 total bases, tied for fifth with an RBI once every 4.9 at-bats, seventh with a home run once every 17.3 at-bats, tied for seventh with 56 multi-hit games, eighth with a .401 on-base percentage and .565 slugging percentage and tied for ninth with 188 hits.
- Established a career high with 34 home runs and 119 RBI -- his 34 home runs marked the second-highest single-season total in Marlins history (Gary Sheffield hit 42 home runs in 1996), while his 119 RBI marked the third-highest single-season total in Marlins history (Preston Wilson had 121 RBI in 2000 and Sheffield had 120 RBI in 1996).
- Hit .360/.429/.663 with 18 runs scored, five doubles, seven home runs and 19 RBI in 23 games during April -- ranked fourth in the National League in slugging percentage during the month, while he tied for fourth in home runs, sixth in batting average, tied for seventh in RBI and tied for ninth in on-base percentage.
- Batted .362/.450/.681 with 16 runs scored, six doubles, eight home runs and 21 RBI in 26 games during July -- ranked tied for third in the National League in home runs during the month, seventh in slugging percentage and tied for 10th in hits (34).
- Collected his 500th career RBI on September 4 at Washington to become the third-youngest player in Major League history at 24 years, 139 days old to reach 500 RBI -- only Mel Ott (23 years, 74 days) and Ted Williams (24 years, four days) were younger when they reached 500 RBI.
- Connected for his first career grand slam on September 15 at Colorado.
- Tied for fifth in the National League with a .364 (43x118) batting average vs. lefthanded pitchers...batted .309 (145x470) with righties on the mound.
- Hit .378 (59x156) with runners in scoring position, tops in the National League.
- Ranked fourth among National League third basemen with 100 putouts and 266 assists.
- Hit .375/.429/.458 with two doubles and three RBI in seven games for Aragua in the Venezuelan Winter League following the season.



Established Marlins single-season records with a .339 batting average and 50 doubles as he was selected to the National League All-Star squad for the third straight season in **2006**...tabbed the Marlins Most Valuable Player by the South Florida chapter of the BBWAA.

- Ranked second in the National League with a .339 (195x576) batting average and .430 on-base percentage, while he finished third with 50 doubles and 63 multi-hit games, fourth with 27 intentional walks, sixth with a .568 slugging percentage, seventh with 195 hits, tied for eighth with 78 extra-base hits, tied for ninth with 114 RBI and 10th with 327 total bases.
- Earned his second Silver Slugger Award, his first as a third baseman.
- Participated in the Home Run Derby at Major League Baseball's All-Star Game in Pittsburgh, finishing third with 15 home runs.
- Became just the fourth player in Major League history to collect 50 doubles and 25 home runs in a season before his 24th birthday, joining Hank Greenberg in 1934 (63 doubles, 26 home runs), Alex Rodriguez in 1996 (54 doubles, 36 home runs) and Albert Pujols in 2003 (51 doubles, 43 home runs).
- Batted .378/.441/.640 with 23 runs scored, 14 doubles, five home runs and 30 RBI in 29 games during May -- tied for the National League lead in hits (42) and doubles during the month, while he was fourth in batting average and RBI, seventh in on-base percentage, eighth in slugging percentage and tied for eighth in runs scored.
- Connected for his 100th career home run on August 23 vs. Washington, a solo shot off Chris Schroder in the third inning -- at 23 years, 127 days old, he became the sixth-youngest player in Major League history to reach 100 career home runs...the five players to reach the plateau faster than Cabrera were Mel Ott (22 years, 132 days), Tony Conigliaro (22 years, 197 days), Eddie Mathews (22 years, 292 days), Alex Rodriguez (23 years, 16 days) and Andruw Jones (23 years, 62 days).
- Batted .379/.434/.709 with 18 runs scored, 11 doubles, seven home runs and 32 RBI in 27 games during August -- tied for the National League lead in doubles, while he finished second in RBI, fourth in batting average and slugging percentage, tied for fourth in hits (39), tied for sixth in home runs and eighth in on-base percentage.
- Topped the National League with a .344 (152x442) batting average against righthanded pitchers...hit .321 (43x134) with lefties on the mound.
- Led the National League with a .323 (96x297) batting average in 78 games on the road...finished fourth in the league with a .355 batting average (99x279) in 80 games at home.
- Hit .378 (56x148) with runners in scoring position, fourth-best in the National League.
- Ranked third among National League third basemen with 114 putouts.
- Batted .375/.524/.750 with three doubles, a home run and three RBI in five games for Aragua in the Venezuelan Winter League following the season...saw action for Aragua during the league's playoffs, hitting .329/.402/.586 with three doubles, five home runs and 20 RBI in 19 games.

Finished third in the National League with a .323 batting average for the Marlins in **2005**, earning his first Silver Slugger Award...named to the National League All-Star squad for the second straight season.

- Tied for the lead in the National League with 57 multi-hit games, while he finished second with 198 hits, third with 344 total bases, fourth with 116 RBI, tied for fourth with 78 extra-base hits, tied for fifth with 43 doubles, sixth with 106 runs scored, seventh with 613 at-bats and a .561 slugging percentage, tied for ninth with 33 home runs and an RBI once every 5.3 at-bats and tied for 10th with 12 intentional walks...finished 10th in the league with 125 strikeouts.
- Selected as the Luis Aparicio Award winner as Venezuela's top Major League player.
- Connected for his 30th home run of the season on September 8 at Washington to become the youngest player in Major League history at 22 years and 143 days old to hit 30 home runs in consecutive seasons -- eclipsed the previous mark held by Albert Pujols by 80 days.
- Tied for fifth in the National League with 22 RBI during September -- hit .283/.355/.485 in 25 games during the month.
- Ranked third among all National League outfielders with 12 assists.

Tabbed the Marlins Most Valuable Player by the South Florida chapter of the BBWAA in **2004**...selected to the National League's All-Star squad for the first time in his career.

- Finished fifth in the National League with 112 RBI, while he tied for fifth with 160 games played and finished 10th with 309 total bases.
- Became the fifth-youngest player in Major League history to collect at least 100 RBI during a single season -- Mel Ott (1929), Al Kaline (1955), Ted Williams (1939) and Alex Rodriguez (1996) are the only four players younger than Cabrera to accomplish the feat.
- Homered in four straight games from April 10-14 to match a Marlins record -- became the third player in franchise history to accomplish the feat, joining Kurt Abbott (June 14-17, 1994) and Preston Wilson (May 10-13, 2000).
- Batted .337/.409/.558 in 26 games during August, scoring 21 runs and collecting six doubles, five home runs and 15 RBI.
- Tied for third among all National League outfielders with 13 assists.
- Named to *Baseball America's* winter All-Star squad following the season, after hitting .398 (49x123) with 12 home runs and 42 RBI for Aragua in the Venezuelan Winter League.

Joined the Marlins for his first Major League action after having his contract purchased from Double A Carolina on June 20, **2003**...led all National League rookies with a .468 slugging percentage, while he finished second with 12 home runs and 62 RBI and tied for fourth with 36 extra-base hits.

- Batted .365/.429/.609 with 10 home runs and 59 RBI in 69 games with Carolina before having his contract purchased by the Marlins on June 20...was leading the Southern League in hits (97), doubles (29), extra-base hits (42), RBI and slugging percentage at the time of his promotion, while he was second in batting average.
- Tabbed the most exciting player, best batting prospect and best defensive third baseman and rated as possessing the best strike-zone judgement and best infield arm in the Southern League by *Baseball America*...named the top prospect in the Southern League following the season by *Baseball America*.
- Made his Major League debut on June 20 vs. Tampa Bay -- belted a two-run, walk-off home run in the bottom of the 11th inning against Al Levine for his first Major League hit...became just the third player since 1900 to hit a walk-off home run in his Major League debut, joining California's Billy Parker (September 9, 1971 vs. Milwaukee) and Cleveland's Josh Bard (August 23, 2002 vs. Seattle)... according to David Vincent, Cabrera (20 years, 63 days old) became the sixth-youngest player to homer in his debut: Louisville's (American Association) Scott Stratton (18 years, 21 days on April 21, 1888), Whitey Lockman of the New York Giants (18 years, 345 days on July 5, 1945), Detroit's Denny McLain (19 years, 176 days on September 21, 1963), Cincinnati's Ted Tappe (19 years, 224 days on September 14, 1950) and Kansas City's Clint Hurdle (20 years, 50 days on September 18, 1977) were the five younger players.
- Collected four hits in Game Four of the National League Division Series on October 4 vs. San Francisco -- matched a Major League postseason record for hits in a single game by a rookie, joining Freddie Lindstrom of the New York Giants (Game Five of the 1924 World Series), Joe Garagiola of St. Louis (Game Four of the 1946 World Series), Chad Fonville of Los Angeles (NL) (Game Two of the 1995 National League Division Series) and Derek Jeter of New York (AL) (Game One of the 1996 American League Championship Series).
- Belted his first career postseason home run in Game One of the National League Championship Series on October 7 at Chicago's Wrigley Field against the Cubs, a solo shot in the third inning off Carlos Zambrano -- at 20 years, 182 days old, he became the second-youngest player in Major League history to homer during the postseason (Andrew Jones on October 17, 1996 in Game Seven of the National League Championship Series vs. St. Louis at 19 years, 178 days old).
- Hit .327 with four home runs and 11 RBI in 15 games with Aragua in the Venezuelan Winter League following the season...saw action with Aragua during the league's playoffs, batting .288 with seven home runs and 15 RBI in 20 games...hit .333 (8x24) with three doubles, a triple and two RBI for Venezuela during the Caribbean Series.

Led the Florida State League with 43 doubles for Single A Jupiter during the **2002** season, while he finished third with 53 extra-base hits.

- Named the top prospect in the Marlins organization and fifth-best prospect in the Florida State League by *Baseball America* following the season.
- Named the top prospect in the Venezuelan Winter League by *Baseball America* following the season -- hit .329 (46x140) with 10 doubles, four home runs and 24 RBI for Aragua.

Selected to the Midwest League Postseason All-Star squad for his efforts with Single A Kane County in **2001**.

- Named the second-best prospect in the Marlins organization and ninth-best prospect in the Midwest League by *Baseball America* following the season.
- Saw action with Aragua in the Venezuelan Winter League following the season, batting .300 (54x180) with 11 doubles, five home runs and 18 RBI.

Made his professional debut with the Gulf Coast League Marlins in **2000**, before earning a promotion to Single A Utica on August 29.

- Led the Gulf Coast League with 219 at-bats, while he tied for second with 57 games played and finished fifth with 38 runs scored.
- Topped all Gulf Coast League shortstops with a .950 fielding percentage, 90 putouts, 156 assists and 27 double plays.
- Named the third-best prospect in the Marlins organization and 20th-best prospect in the Gulf Coast League by *Baseball America* following the season.

Signed by the Marlins as a non-drafted free agent on July 2, **1999**.



2019 TIGERS

PERSONAL/MISCELLANEOUS

- He, his wife, Rosangel, daughters, Rosangel and Isabella, and son, Christopher, reside in Hollywood, FL during the offseason.
- Donated \$900,000 to Project Medishare for Haiti, Inc., which provided medical relief to support those affected by the earthquake in Haiti in January, **2010**.
- Actively participates in Tigers Dreams Come True and the Detroit Tigers Autographed Memorabilia Donation program, established the Miguel Cabrera Foundation in **2012**, participates in Autographs for a Cause (donates funds to the Miguel Cabrera Foundation), provided the seed money to launch Play Baseball Detroit, hosts "Keeping Kids in the Game", which annually raises over \$200,000 to benefit the Children's Hospital of Michigan Foundation, C.S. Mott Children's Hospital, the Miguel Cabrera Foundation and the Detroit Tigers Foundation.
- Launched "Miggy Ball 24" during the **2015** offseason...the competition event is for younger children and is put together by the Miguel Cabrera Foundation in Venezuela; also hosted the "Miggy Ball Gala" in January, **2016** in Miami to raise funds for the Miguel Cabrera Foundation...Miggy Ball events were held in both Lakeland and Detroit in **2018**...his foundation has helped renovate several youth baseball fields in Venezuela.
- Established the Miguel Cabrera Family Scholarship Fund in **2016**...the scholarship, intended for first-generation college students from Michigan or Florida, is a permanent endowment with the Community Foundation for Southeast Michigan, initially valued at approximately \$250,000...in 2018, scholarships were awarded to Orozco Castellanos from River Rouge High School and Ariel Trueba from Miami Senior High School.
- Named the Tigers nominee for the Roberto Clemente Award in **2012, 2013, 2015, 2016** and **2017**.



JOSE MIGUEL CABRERA'S CAREER RECORD

Year	Club	AVG	G	AB	R	H	TB	2B	3B	HR	RBI	SH	SF	HB	BB	SO	SB	CS	OBP	SLG	E
2000	GCL Marlins	.260	57	219	38	57	77	10	2	22	0	2	6	23	46	1	0	.344	.352	13	
	Utica	.250	8	32	3	8	10	2	0	0	6	0	0	2	6	0	0	.294	.313	4	
2001	Kane County	.268	110	422	61	113	161	19	4	7	66	1	3	2	37	76	3	0	.328	.382	32
2002	Jupiter	.274	124	489	77	134	206	43	1	9	75	1	8	9	38	85	10	1	.333	.421	17
2003	Carolina	.365	69	266	46	97	162	29	3	10	59	0	4	2	31	49	9	4	.429	.609	15
	Florida	.268	87	314	39	84	147	21	3	12	62	4	1	2	25	84	0	2	.325	.468	4
2004	Florida	.294	160	603	101	177	309	31	1	33	112	0	8	6	68	148	5	2	.366	.512	9
2005	Florida	.323	158	613	106	198	344	43	2	33	116	0	6	2	64	125	1	0	.385	.561	7
2006	Florida	.339	158	576	112	195	327	50	2	26	114	0	4	10	86	108	9	6	.430	.568	17
2007	Florida	.320	157	588	91	188	332	38	2	34	119	1	7	5	79	127	2	1	.401	.565	23
2008	DETROIT	.292	160	616	85	180	331	36	2	37	127	0	9	3	56	126	1	0	.349	.537	14
2009	DETROIT	.324	160	611	96	198	334	34	0	34	103	0	1	5	68	107	6	2	.396	.547	7
2010	DETROIT	.328	150	548	111	180	341	45	1	38	126	0	8	3	89	95	3	3	.420	.622	13
2011	DETROIT	.344	161	572	111	197	335	48	0	30	105	0	5	3	108	89	2	1	.448	.586	13
2012	DETROIT	.330	161	622	109	205	377	40	0	44	139	0	6	3	66	98	4	1	.393	.606	13
2013	DETROIT	.348	148	555	103	193	353	26	1	44	137	0	2	5	90	94	3	0	.442	.636	12
2014	DETROIT	.313	159	611	101	191	320	52	1	25	109	0	11	3	60	117	1	1	.371	.524	6
2015	DETROIT	.338	119	429	64	145	229	28	1	18	76	0	2	3	77	82	1	1	.440	.534	4
2016	DETROIT	.316	158	595	92	188	335	31	1	38	108	0	5	4	75	116	0	0	.393	.563	7
2017	DETROIT	.249	130	469	50	117	187	22	0	16	60	0	3	3	54	110	0	1	.329	.399	1
2018	DETROIT	.299	38	134	17	40	60	11	0	3	22	0	1	0	22	27	0	0	.395	.448	1
MINOR LEAGUE TOTALS		.286	368	1428	225	409	616	103	10	28	228	2	17	19	131	262	23	5	.350	.431	81
NL TOTALS		.313	720	2694	449	842	1459	183	10	138	523	5	26	25	322	592	17	11	.388	.542	60
DETROIT TOTALS		.318	1544	5762	939	1834	3202	373	7	327	1112	0	53	35	765	1061	21	10	.398	.556	91
MAJOR LEAGUE TOTALS		.316	2264	8456	1388	2676	4661	556	17	465	1635	5	79	60	1087	1653	38	21	.395	.551	151

TRANSACTIONS

- Signed by Florida as a non-drafted free agent on July 2, 1999
- On temporarily inactive list, July 7-11, 2001 (Participating in Futures Game)
- On temporarily inactive list, July 6-8, 2002 (Participating in Futures Game)
- Acquired by the Tigers along with Dontrelle Willis from Florida, in exchange for Burke Badenhop, Eulogio De La Cruz, Cameron Maybin, Andrew Miller, Mike Rabelo and Dallas Trahern on December 5, 2007
- On paternity list, August 25-26, 2011
- On disabled list, July 4-August 14, 2015 (left calf strain)
- On disabled list, April 22-May 2, 2017 (right groin strain)
- On suspended list, September 2-9, 2017
- On disabled list, May 4-June 1, 2018 (right hamstring strain)
- On disabled list, June 13-October 29, 2018 (ruptured left biceps tendon)



ALL-STAR GAME RECORD

Year	League/Site	POS.	AVG	AB	R	H	TB	2B	3B	HR	RBI	SH	SF	HB	BB	SO	SB	CS	OBP	SLG	E
2004	NL/Houston	RF	.000	2	0	0	0	0	0	0	0	0	0	0	0	1	0	0	.000	.000	0
2005	NL/Detroit	LF	.000	2	0	0	0	0	0	1	0	0	0	0	0	0	0	0	.000	.000	0
2006	NL/Pittsburgh	3B	.000	0	0	0	0	0	0	0	0	0	0	0	0	0	0	0	.000	.000	0
2007	NL/San Francisco	PH	.000	1	0	0	0	0	0	0	0	0	0	0	0	1	0	0	.000	.000	0
2010	AL/Los Angeles (AL)	1B	.500	2	0	1	1	0	0	0	0	0	0	0	0	0	0	0	.500	.500	0
2011	AL/Arizona	1B	.000	1	0	0	0	0	0	0	0	0	0	0	0	0	0	0	.000	.000	0
2012	AL/Kansas City	3B	.000	1	0	0	0	0	0	0	0	0	0	0	0	0	0	0	.000	.000	0
2013	AL/New York (NL)	3B	.333	3	1	1	2	1	0	0	0	0	0	0	1	0	0	.333	.667	0	
2014	AL/Minnesota	1B	.333	3	1	1	4	0	0	1	2	0	0	0	0	0	0	.333	.333	0	
2015	AL/Cincinnati	DNP-Injured																			
2016	AL/San Diego	1B	.000	1	0	0	0	0	0	0	0	0	0	0	0	1	0	0	.000	.000	0
ALL-STAR GAME TOTALS			.188	16	2	3	7	1	0	1	3	0	0	0	0	4	0	0	.188	.438	0

WORLD BASEBALL CLASSIC RECORD

Year	Club/Opp.	AVG	G	AB	R	H	TB	2B	3B	HR	RBI	SH	SF	HB	BB	SO	SB	CS	OBP	SLG	E
2006	Venezuela	.211	6	19	3	4	11	1	0	2	5	0	0	2	4	6	0	0	.400	.579	2
2009	Venezuela	.281	8	32	5	9	19	4	0	2	4	0	0	0	1	6	0	0	.303	.594	1
2013	Venezuela	.333	3	12	3	4	7	0	0	1	3	0	0	0	2	2	1	0	.429	.583	0
2017	Venezuela	.190	6	21	2	4	7	0	0	1	3	0	0	0	4	4	0	0	.320	.333	0
WBC TOTALS		.250	23	84	13	21	44	5	0	6	15	0	0	2	11	18	1	0	.351	.524	3

DIVISION SERIES RECORD

Year	Club/Opp.	AVG	G	AB	R	H	TB	2B	3B	HR	RBI	SH	SF	HB	BB	SO	SB	CS	OBP	SLG	E
2003	FLA vs. SF	.286	4	14	1	4	6	2	0	0	3	1	0	0	1	6	0	0	.333	.429	1
2011	DET vs. NYY	.200	5	15	2	3	6	0	0	1	3	0	0	0	5	5	1	0	.400	.400	0
2012	DET vs. OAK	.250	5	20	1	5	7	2	0	0	1	0	0	1	1	1	0	0	.318	.350	0
2013	DET vs. OAK	.250	5	20	1	5	8	0	0	1	3	0	0	0	1	2	0	0	.286	.400	1
2014	DET vs. BAL	.364	3	11	2	4	8	1	0	1	1	0	0	0	1	2	0	0	.417	.727	0
DIVISION SERIES TOTALS		.263	22	80	7	21	35	5	0	3	11	1	0	1	9	16	1	0	.344	.438	2

LEAGUE CHAMPIONSHIP SERIES RECORD

Year	Club/Opp.	AVG	G	AB	R	H	TB	2B	3B	HR	RBI	SH	SF	HB	BB	SO	SB	CS	OBP	SLG	E
2003	FLA vs. CHC	.333	7	30	9	10	19	0	0	3	6	0	0	1	2	6	0	0	.394	.633	0
2011	DET vs. TEX	.400	6	20	5	8	21	4	0	3	7	0	0	0	7	6	1	0	.556	1.050	0
2012	DET vs. NYY	.313	4	16	3	5	9	1	0	1	4	0	0	0	3	2	0	0	.421	.563	0
2013	DET vs. BOS	.273	6	22	3	6	9	0	0	1	4	0	0	0	2	7	1	0	.333	.409	1
LCS TOTALS		.330	23	88	20	29	58	5	0	8	21	0	0	1	14	21	2	0	.427	.659	1

WORLD SERIES RECORD

Year	Club/Opp.	AVG	G	AB	R	H	TB	2B	3B	HR	RBI	SH	SF	HB	BB	SO	SB	CS	OBP	SLG	E
2003	FLA vs. NYY	.167	6	24	1	4	7	0	0	1	3	0	0	0	1	7	0	0	.200	.292	1
2012	DET vs. SF	.231	4	13	1	3	6	0	0	1	3	0	0	0	3	4	0	0	.375	.462	0
WORLD SERIES TOTALS		.189	10	37	2	7	13	0	0	2	6	0	0	0	4	11	0	0	.268	.351	1

CAREER FIELDING

	G	TC	PO	A	E	DP	PCT
First Base	1125	9675	8893	722	60	927	.994
Third Base	697	1665	490	1101	74	134	.956
Outfield	347	596	549	30	17	5	.971

CAREER HIGHS

Hits: 5 (twice) - last, July 21, 2008 at Kansas City
Home Runs: 3 (twice) - last, May 19, 2013 at Texas
RBI: 6 (five times) - last, May 4, 2013 at Houston
Stolen Bases: 1 (38 times) - last, April 10, 2015 at Cleveland
Hitting Streak: 20 - June 19-July 16, 2010

GRAND SLAMS (4)

April 10, 2009 vs. Texas (Kris Benson) September 18, 2012 vs. Oakland (Jesse Chavez) June 1, 2013 at Baltimore (T.J. McFarland)
 September 15, 2017 at Colorado (Juan Morillo)

THREE HOME RUN GAMES (2)

May 28, 2010 vs. Oakland May 19, 2013 at Texas

TWO HOME RUN GAMES (37)

July 1, 2003 vs. Atlanta	April 13, 2004 at Montreal	April 8, 2005 vs. Washington
June 23, 2005 at Arizona	July 19, 2005 at Arizona	August 16, 2006 at Los Angeles (NL)
August 23, 2006 vs. Washington	June 16, 2007 at Kansas City	July 15, 2007 vs. Washington
July 8, 2008 vs. Cleveland	August 9, 2008 vs. Oakland	August 22, 2008 at Kansas City
September 19, 2008 at Cleveland	April 8, 2009 at Toronto	May 5, 2010 at Minnesota
July 19, 2010 vs. Texas	August 18, 2010 at New York (AL)	April 3, 2011 at New York (AL)
June 29, 2011 vs. New York (NL)	April 7, 2012 vs. Boston	June 2, 2012 vs. New York (AL)
July 4, 2012 vs. Minnesota	July 22, 2012 vs. Chicago (AL)	September 18, 2012 vs. Oakland
May 4, 2013 at Houston	June 28, 2013 at Tampa Bay	September 2, 2014 at Cleveland
September 6, 2014 vs. San Francisco	April 12, 2015 at Cleveland	April 29, 2015 at Minnesota
May 14, 2015 vs. Minnesota	April 25, 2016 vs. Oakland	May 20, 2016 vs. Tampa Bay
May 23, 2016 vs. Philadelphia	July 31, 2016 vs. Houston	September 5, 2016 at Chicago (AL)
September 30, 2016 at Atlanta		




75

DAZ CAMERON

NON-ROSTER
INVITEE

HT: 6-2 WT: 185 BT: R TH: R BORN: 1/15/1997 IN MCDONOUGH, GA

OUTFIELDER

Opening Day Age: 22

Major League Service: 0.000

How Obtained: Acquired by the Tigers along with Franklin Perez and Jake Rogers from Houston in exchange for Justin Verlander and a player to be named later (Juan Ramirez) on August 31, 2017.

Residence: McDonough, GA

Signed Through: 2019

SEASON HIGHLIGHTS

Saw time at three different levels in the Tigers player development system in **2018**, combining to play in 126 games.

- Named to the Florida State League Midseason All-Star Team and was selected an Organizational All-Star by MiLB.com.
- Ranked second among Tigers Minor Leaguers with 24 stolen bases, while he was fifth with 61 RBI.
- Began the season with Single A Lakeland, hitting safely in 19-of-21 games during April and batting .277/.358/.361 with 14 runs scored, seven doubles and six RBI.
- Belted a pair of home runs on May 23 vs. Palm Beach.
- Posted a 12-game hitting streak from May 12-27, batting .391/.462/.630 with 10 runs scored, one double, two triples, two home runs and nine RBI.
- Went a perfect 4x4 with a triple on June 12 vs. Jupiter...added a second four-hit game, including three doubles and four RBI, on August 8 vs. Portland.
- Appeared in 12 games with Double A Erie in June and hit .375/.444/.646 with 10 runs scored, three doubles, two triples, two home runs and 10 RBI.
- Played in four games with Triple A Toledo in the International League playoffs, batting .500/.600/.750 with four runs scored, one double, one triple and three RBI.
- Hit .342/.435/.468 with 17 runs scored, three doubles, two triples, one home run and five RBI in 20 games with the Mesa Solar Sox in the Arizona Fall League...selected to play in the AFL Rising Stars Game and was named to the AFL All-Prospect Team.
- Ranked as the fifth-best prospect in the Tigers organization, the seventh-best prospect in the Eastern League and the No. 16 prospect in the Florida State League by *Baseball America* following the season.

Spent most of the **2017** season in the Houston Astros organization, before being acquired by the Tigers on August 31.

- Finished the season ranked tied for fourth in the Midwest League with 29 doubles, while he was fifth with 74 RBI and 51 extra-base hits and tied for fifth with 80 runs scored.
- Hit a pair of home runs on April 9 at Wisconsin.
- Drove in a season-high seven runs and went 3x5 with a triple and a home run on April 28 at Clinton.
- Hit over .300 in both July and August with Single A Quad Cities, batting .309/.374/.532 with 17 runs scored, six doubles, three triples, three home runs and 21 RBI in 25 games in July, while he hit .377/.460/.566 with 23 runs scored, nine doubles, one triple, three home runs and 19 RBI in 28 August contests.
- Ranked as the sixth-best prospect in the Tigers organization and the No. 20 prospect in the Midwest League by *Baseball America* following the season.

Limited to 40 games in **2016** after missing most of the season due to an injury.

- Finished a double shy of the cycle on June 27 at Lowell, going 4x5 with three RBI.
- Sideline from July 31-September 30 with a left index finger fracture.
- Ranked as the 14th-best prospect in the Astros system and the No. 19 prospect in the New York-Penn League by *Baseball America* following the season.

Combined to play in 51 games between the GCL Astros and Single A Greeneville in his first professional season in **2015**.

- Ranked as the fifth-best prospect in the Astros organization, the fourth-best prospect in the Gulf Coast League, the fifth-best prospect in the Appalachian League and the No. 74 overall prospect by *Baseball America* following the season.



PERSONAL/MISCELLANEOUS


- Resides in McDonough, GA in the offseason.
- His father, Mike, was a 17-year Major League veteran, playing for Chicago (AL) (1995-98), Cincinnati (1999), Seattle (2003-03), New York (NL) (2004-05), San Diego (2006-07), Milwaukee (2008-09), Boston (2010-11) and Florida (2011).

DAZMON (DAZ) JAROD CAMERON'S CAREER RECORD

Year	Club	AVG	G	AB	R	H	TB	2B	3B	HR	RBI	SH	SF	HB	BB	SO	SB	CS	OBP	SLG	E
2015	GCL Astros	.222	21	72	14	16	18	2	0	0	6	1	2	3	9	18	13	4	.326	.250	0
	Greenville	.272	30	103	20	28	36	2	3	0	11	3	1	1	16	31	11	6	.372	.350	1
2016	Tri-City	.278	19	79	13	22	33	3	1	2	14	1	0	3	6	26	8	2	.352	.418	0
	Quad Cities	.143	21	77	5	11	17	2	2	0	6	1	1	0	8	33	4	3	.221	.221	3
2017	Quad Cities	.271	120	446	79	121	208	29	8	14	73	1	7	12	45	108	32	12	.349	.466	5
	West Michigan	.250	3	8	1	2	2	0	0	1	0	0	0	0	3	4	0	1	.455	.250	0
2018	Lakeland	.259	58	216	35	56	80	9	3	3	20	0	1	4	25	69	10	4	.346	.370	3
	Erie	.285	53	200	32	57	94	12	5	5	35	0	0	1	25	53	12	5	.367	.470	1
	Toledo	.211	15	57	8	12	18	4	1	0	6	1	1	1	2	15	2	2	.246	.316	0
MINOR LEAGUE TOTALS		.258	340	1258	207	325	506	63	23	24	172	8	13	25	139	357	92	39	.341	.402	13

TRANSACTIONS

- Selected by Houston in the Competitive Balance A round of the June 2015 draft
- On disabled list, July 31-September 30, 2016 (left index finger fracture)
- Acquired by the Tigers along with Franklin Perez and Jake Rogers from Houston in exchange for Justin Verlander and a player to be named later (Juan Ramirez) on August 31, 2017



46

JEIMER CANDELARIO

HT: 6-1 WT: 221 BT: S TH: R BORN: 11/24/1993 IN NEW YORK, NY

INFIELDER

Opening Day Age: 25
Residence: San Pedro de Macoris, DR

Major League Service: 1.056
Signed Through: 2019

How Obtained: Acquired by the Tigers along with Isaac Paredes and cash considerations from Chicago (NL) in exchange for Alex Avila and Justin Wilson on July 31, 2017

CAREER HIGHLIGHTS

- Selected to participate in the Futures Game prior to the 2016 All-Star Game at PETCO Park in San Diego, but was unable to play after being promoted to the Majors prior to the contest.

SEASON HIGHLIGHTS

- Completed his first full season in the Majors in **2018**, playing in 144 games with Detroit.
- Hit the first four leadoff home runs of his Major League career in 2018...belted leadoff homers on June 2 vs. Toronto, August 30 at New York (AL), September 5 at Chicago (AL) and September 14 at Cleveland.
 - Knocked a pair of walk-off homers during the season, hitting game-ending home runs on June 9 vs. Cleveland and September 7 vs. St. Louis.
 - Recorded his first career four-hit game on April 19 vs. Baltimore, going 4x4 with a home run and three RBI.
 - Sideline from May 13-25 with left wrist tendinitis.
 - Posted his first career multi-homer game on May 26 vs. Chicago (AL).
 - Reached base safely in 28 consecutive games from April 21-June 3, hitting .283/.392/.557 with 24 runs scored, nine doubles, one triple, six home runs and 17 RBI during the streak.
 - Hit .291/.356/.486 with 11 doubles, six home runs and 21 RBI vs. lefthanded pitchers, while he batted .199/.303/.358 with 17 doubles, three triples, 13 home runs and 33 RBI against righties.

Began the **2017** season in the Chicago Cubs organization, before being acquired by the Tigers on July 31.

- Was a perfect 4x4 with three doubles, a triple and five RBI on April 12 vs. New Orleans.
- Played in 21 games during April with Triple A Iowa, hitting .306/.432/.625 with 15 runs scored, 10 doubles, two triples, three home runs and 18 RBI.
- Hit the first home run of his Major League career on June 29 at Washington...also homered with the Tigers on September 14 and 17 vs. Chicago (AL).
- Reached base safely in 23-of-27 games with the Tigers and had a .406 on-base percentage.
- Made his Tigers debut on August 8 at Pittsburgh and went 1x2 with a run scored.



2019 TIGERS

- Drove in two runs on September 5 vs. Kansas City...marked his first RBI as a Tiger.
- Started a 5-4-3 triple play on September 8 at Toronto...was the Tigers first triple play since August 1, 2001.
- Established a career high with four RBI on September 17 vs. Chicago (AL).
- Finished the month of September hitting .341/.420/.489 with 15 runs scored, seven doubles, two home runs and 13 RBI.
- Appeared in 22 games with Toros del Este in the Dominican Winter League, hitting .289/.372/.398 with 10 runs scored, four doubles, one triple, one home run and eight RBI.

Saw the first Major League action of his career in **2016** with the Chicago Cubs.

- Named to the Southern League Midseason All-Star Team and was selected an Organization All-Star by MiLB.com.
- Drove in seven runs and went 4x5 with two doubles and a home run on May 21 vs. Biloxi.
- Finished the month of June batting .348/.471/.638 with 12 runs scored, seven doubles, two triples, three home runs and 15 RBI in 23 games with Triple A Iowa.
- Made his Major League debut on July 3 at New York (NL)...collected his first hit, a single, off Noah Syndergaard in the seventh inning.
- Hit safely in 12 straight games with Iowa from August 13-26...hit .431/.453/.725 with 10 runs scored, four doubles, one triple, three home runs and 18 RBI.
- Ranked as the seventh-best prospect in the Cubs organization and the 17th-best prospect in the Pacific Coast League by *Baseball America* following the season.

Combined to play in 128 games between Single A Myrtle Beach and Double A Tennessee in **2015**.

- Selected to the Carolina League Midseason All-Star Team and was named an Organization All-Star by MiLB.com.
- Sidelined from June 8-15 with a left hand bruise.
- Had a pair of four-hit games, first on June 30 at Winston-Salem and then on July 4 at Carolina.
- Hit .303/.378/.424 with eight runs scored, five doubles, one home run and seven RBI in 18 games during June with Myrtle Beach.
- Had a 15-game hitting streak with Tennessee from July 24-August 10...batted .379/.431/.638 with eight runs scored, four doubles, one triple, three home runs and 18 RBI.
- Played for the Mesa Solar Sox in the Arizona Fall League, batting .329/.371/.610 with eight doubles, five home runs and 15 RBI in 21 games...was selected to play in the AFL's Rising Stars Game and was named to the AFL All-Prospect Team.
- Ranked as the 10th-best prospect in the Cubs organization and the 13th-best prospect in the Carolina League by *Baseball America* following the season.

Split the **2014** season between Single A Kane County and Single A Daytona, playing in 125 games.

- Drove in six runs and went 2x4 with a double and a home run on April 28 at Lakeland.
- Named the Midwest League Player of the Week for the week ending July 13 after hitting .500 (12x24) with six runs scored, five doubles, three home runs and nine RBI in seven games.
- Ranked as the 24th-best prospect in the Cubs organization by *Baseball America* following the season.

Spent the entire **2013** season with Single A Kane County.

- Finished the season with 35 doubles, which ranked tied for third in the Midwest League and tied for sixth on Kane County's all-time, single-season list.
- Had a season-high four hits on May 20 at Cedar Rapids.
- Rated as the eighth-best prospect in the Cubs organization by *Baseball America* following the season.

Played in 71 games with Single A Boise in **2012**.

- Ranked fourth in the Northwest League with 71 games played, 278 at-bats and 47 RBI.
- Hit .339/.391/.576 with eight runs scored, two doubles, four home runs and 13 RBI in 15 games during April.
- Had a season-high four hits with two doubles and two RBI on August 10 at Everett.
- Ranked as the eighth-best prospect in the Cubs organization and the seventh-best prospect in the Northwest League by *Baseball America* following the season.

Made his professional debut in **2011** with the DSL Cubs2, appearing in 72 games.

- Ranked tied for second in the Dominican Summer League with 72 games played and 53 RBI, while he was tied for third with 84 hits and fifth with a .337 (84x249) batting average.
- Hit .367/.464/.511 with 21 runs scored, seven doubles, two home runs and 25 RBI in 26 games during June.
- Rated as the 20th-best prospect in the Cubs organization by *Baseball America* following the season.

PERSONAL/MISCELLANEOUS

- Resides in San Pedro de Macoris, DR in the offseason with his wife, Andreina.
- Participates in the Tigers Dreams Come True program; supports the Gloves for Kids program; attended Keeping Kids in the Game; participated in Play Ball Weekend pregame activities, ¡Fiesta Tigres! "Dia en el Parque", the pregame ceremony prior to the annual ¡Fiesta Tigres! game, the Tigers Winter Caravan and TigerFest.



JEIMER CANDELARIO'S CAREER RECORD

Year	Club	AVG	G	AB	R	H	TB	2B	3B	HR	RBI	SH	SF	HB	BB	SO	SB	CS	OBP	SLG	E
2011	DSL Cubs2	.337	72	249	50	84	119	16	2	5	53	0	5	1	50	42	4	4	.443	.478	17
2012	Boise	.281	71	278	34	78	110	14	0	6	47	0	3	3	26	55	2	1	.345	.396	20
2013	Kane County	.256	130	500	71	128	198	35	1	11	57	0	2	2	68	88	1	0	.346	.396	26
2014	Kane County	.250	63	244	32	61	104	19	3	6	37	0	1	0	18	45	0	1	.300	.426	6
	Daytona	.193	62	218	24	42	71	10	2	5	26	0	1	2	23	44	0	3	.275	.326	9
2015	Myrtle Beach	.270	82	318	42	86	132	25	3	5	39	0	2	3	20	62	0	1	.318	.415	8
	Tennessee	.291	46	158	21	46	73	10	1	5	25	0	1	1	22	21	0	0	.379	.462	5
2016	Tennessee	.219	56	210	30	46	77	17	1	4	23	0	1	1	32	46	0	0	.334	.367	5
	Iowa	.333	76	264	44	88	143	22	3	9	54	0	4	3	68	53	0	2	.417	.542	6
	Chicago (NL)	.091	5	11	0	1	1	0	0	0	0	0	0	1	2	5	0	0	.286	.091	1
2017	Iowa	.266	81	286	39	76	145	27	3	12	52	0	1	2	41	72	0	0	.361	.507	5
	Toledo	.264	29	121	13	32	52	9	1	3	19	0	1	1	5	32	1	0	.297	.430	1
	Chicago (NL)	.152	11	33	2	5	10	2	0	1	3	0	0	2	1	12	0	0	.222	.303	1
	DETROIT	.330	27	94	16	31	44	7	0	2	13	0	0	0	12	18	0	0	.406	.468	4
2018	Toledo#	.250	2	8	3	2	2	0	0	0	1	0	0	0	1	1	0	0	.333	.250	0
	DETROIT	.224	144	539	78	121	212	28	3	19	54	0	5	9	66	160	3	2	.317	.393	10
MINOR LEAGUE TOTALS		.269	770	2854	403	769	1226	204	20	71	433	0	22	19	344	561	8	12	.349	.430	108
DETROIT TOTALS		.240	171	633	94	152	256	35	3	21	67	0	5	9	78	178	3	2	.330	.404	14
NL TOTALS		.136	16	44	2	6	11	2	0	1	3	0	0	3	3	17	0	0	.240	.250	2
MAJOR LEAGUE TOTALS		.233	187	677	96	158	267	37	3	22	70	0	5	12	81	195	3	2	.324	.394	16

TRANSACTIONS

- Signed by Chicago (NL) as a non-drafted free agent on October 2, 2010
- On disabled list, June 8-15, 2015 (left hand bruise)
- Acquired by the Tigers along with Isaac Paredes and cash considerations from Chicago (NL) in exchange for Alex Avila and Justin Wilson on July 31, 2017
- On disabled list, May 13-25, 2018 (left wrist tendinitis)

CAREER FIELDING

	G	TC	PO	A	E	DP	PCT
First Base	1	7	6	1	0	1	1.000
Third Base	179	456	140	300	16	30	.965

CAREER HIGHS

- Hits:** 4 - April 19, 2018 vs. Baltimore
- Home Runs:** 2 - May 26, 2018 vs. Chicago (AL)
- RBI:** 4 - September 17, 2017 vs. Chicago (AL)
- Stolen Bases:** 1 (three times) - last, September 29, 2018 at Milwaukee
- Hitting Streak:** 7 (twice) - last, May 28-June 3, 2018

TWO HOME RUN GAMES (1)

May 26, 2018 vs. Chicago (AL)

TIGERS QUADRUPLE-DOUBLES

Austin Jackson became the 14th player in Tigers history to reach double-digits in doubles, triples, home runs and stolen bases in the same season, doing so in both 2011 and 2012. The feat has been accomplished 19 times in club history, including multiple times by five players. The following is a list of all the players in franchise history to accomplish the feat:

Player	Year	2B	3B	HR	SB
Bobby Veach	1920	39	15	11	11
Ty Cobb	1921	37	16	12	22
Bobby Veach	1921	43	13	16	14
Harry Heilmann	1924	45	16	10	13
Ty Cobb	1925	31	12	12	13
Charlie Gehringer	1929	45	19	13	27
Roy Johnson	1929	45	14	10	20
Charlie Gehringer	1930	47	15	16	19
John Stone	1931	28	11	10	13
Jake Wood	1961	17	14	11	30
Mickey Stanley	1970	21	11	13	10
Ron LeFlore	1977	30	10	16	39
Larry Herndon	1982	21	13	23	12
Kirk Gibson	1984	23	10	27	29
Carlos Guillen	2004	37	10	20	12
Curtis Granderson	2007	38	23	23	26
Curtis Granderson	2008	26	13	22	12
Austin Jackson	2011	22	11	10	22
Austin Jackson	2012	29	10	16	12




31

RYAN
CARPENTER

HT: 6-5
WT: 240
BT: L
TH: L
BORN: 8/22/1990 IN GLENDALE, AZ

LEFTHANDED PITCHER

Opening Day Age: 28

Major League Service: 0.072

How Obtained: Signed by the Tigers as a free agent on November 20, 2017

Residence: Sun City West, AZ

Signed Through: 2019

SEASON HIGHLIGHTS

Spent most of the **2018** season with Triple A Toledo, starting 14 games for the Mud Hens...also saw the first Major League action of his career, appearing in six games, including five starts, for Detroit.

- Made his Major League debut in the second game of the doubleheader on April 1 vs. Pittsburgh, allowing three runs on five hits with a walk and three strikeouts in 3.0 innings...struck out Starling Marte in the first inning for his first Major League strikeout.
- Struck out a season-high 10 batters on May 7 vs. Columbus, allowing one run over 7.0 innings.
- Sidelined from June 1-July 26 with a left oblique strain.

Led the Pacific Coast League with 156.0 innings pitched as he made 27 appearances, including 25 starts, with Triple A Albuquerque in **2017**.

- Selected to the Pacific Coast League Postseason All-Star Team.
- Ranked second in the Pacific Coast League with 161 strikeouts and a 1.28 WHIP, while he was third with a 4.15 ERA (156.0IP/72ER), tied for third with 10 wins...among PCL starters, he ranked second with 9.32 strikeouts per nine innings and 12.07 baserunners allowed per nine innings, fourth with 2.27 walks per nine innings and fifth with a .266 (154x578) opponents batting average.
- Had three double-digit strikeout performances during the season, striking out 10 on June 20 at Sacramento, 11 on July 1 at Tacoma and 10 on August 28 vs. Reno.
- Earned Pacific Coast League Pitcher of the Week honors twice during the season...was named Pitcher of the Week for the week ending July 2 after making two starts during the week and posting a 1-0 record with a 1.93 ERA (14.0IP/3ER) and 18 strikeouts...also earned Pitcher of the Week honors for the week ending September 4 after compiling a 2-0 record with a 1.93 ERA (14.0IP/3ER) and 17 strikeouts in two starts.
- On temporarily inactive list from July 15-19.
- Made six starts during the month of July and had a 4-1 record with a 2.50 ERA (39.2IP/11ER) and 35 strikeouts.

Appeared in 26 games, 18 in relief, for Triple A Albuquerque in **2016**.

- Went 2-3 with a 5.40 ERA (45.0IP/27ER) and 48 strikeouts in eight starts, while he was 0-0 with an 11.41 ERA (23.2IP/30ER) and 20 strikeouts in 18 relief outings.
- Sidelined from July 9-23 with a left index finger contusion.
- Sidelined from July 25-August 22 with a left index finger contusion.

Tied for the Eastern League lead with 28 starts in **2015** as he spent the entire season with Double A New Britain.

- Ranked second in the Eastern League with 167.0 innings pitched and fourth with 132 strikeouts.
- Threw a two-hit shutout on April 21 vs. Portland.
- Made five consecutive quality starts from May 26-June 19 -- went 1-2 with a 2.25 ERA (32.0IP/8ER) and 22 strikeouts during the stretch.
- Tossed his second complete game of the season on August 31 at Trenton, allowing one run on five hits and striking out six.

Limited to 13 starts with Single A Modesto in **2014** due to injury.

- Held opponents to a .245 (74x302) batting average.
- Started three games in May and had a 1-1 record with a 2.20 ERA (16.1IP/4ER) and 13 strikeouts.
- Sidelined from July 29-September 27 with a right knee sprain.

Spent the entire **2013** season with Single A Charlotte, pitching in 24 games, including 22 starts.

- Named to the Florida State League Midseason All-Star Team.
- Led Charlotte with 97 strikeouts.
- Finished the month of April with a 2-1 record, a 2.48 ERA (29.0IP/8ER) and 33 strikeouts in six appearances, including five starts.



- Sideline from August 30-September 10 with left shoulder inflammation.

Made 29 appearances, including 28 starts, with Single A Bowling Green in 2012.

- Tied for the Midwest League lead with 28 starts..led all Midwest League starting pitchers with a 1.39 walks per nine innings, while he was fifth with 11.08 baserunners allowed per nine innings.
- Established a Bowling Green single-season record with 149.2 innings pitched.
- Appeared in six games, including five starts, during the month of April and had a 3-1 record with a 3.10 ERA (29.0IP/10ER) and 24 strikeouts.

Completed his first professional season in 2011, pitching in eight games, including four starts, with Single A Hudson Valley.

- Did not allow a run in seven of his eight appearances during the season.
- Struck out 26 batters and walked only four in 23.2 innings pitched.

PERSONAL/MISCELLANEOUS

- Resides in Sun City West, AZ during the offseason.
- Participated in the Tigers Winter Caravan and TigerFest.
- Named the 2011 West Coast Conference Player of the Year as a junior at Gonzaga University after posting an 8-2 record with a 2.62 ERA (96.0IP/28ER) and 107 strikeouts in 14 starts.

RYAN NICHOLAS CARPENTER'S CAREER RECORD

Year	Club	W-L	ERA	G	GS	CG	SHO	SV	IP	H	AB	R	ER	HR	HB	BB	SO	WP	BK	AVG
2011	Hudson Valley	2-1	0.76	8	4	0	0	0	23.2	9	80	2	2	0	0	4	26	1	0	.113
2012	Bowling Green	11-8	4.09	29	28	0	0	0	149.2	153	578	76	68	15	8	23	113	7	2	.265
2013	Charlotte	7-6	4.67	24	22	0	0	0	117.2	131	468	69	61	14	7	37	97	2	0	.280
2014	Modesto	2-6	3.94	13	13	0	0	0	77.2	74	302	43	34	3	6	29	54	2	3	.245
2015	New Britain	9-13	4.04	28	28	2	1	0	167.0	165	647	85	75	19	6	37	132	8	0	.255
2016	Albuquerque	2-3	7.47	26	8	0	0	0	68.2	102	292	59	57	16	2	25	68	3	2	.349
2017	Albuquerque	10-9	4.15	27	25	1	0	0	156.0	161	599	74	72	19	12	39	161	4	2	.269
2018	GCL Tigers West#	0-0	0.00	1	1	0	0	0	3.0	1	10	0	0	0	0	1	4	0	0	.100
	Lakeland#	0-0	3.00	1	1	0	0	0	3.0	4	12	2	1	1	0	1	1	0	0	.333
	Toledo	2-8	5.07	14	14	0	0	0	76.1	96	311	46	43	8	3	21	73	3	0	.309
	DETROIT	1-2	7.25	6	5	0	0	0	22.1	34	98	19	18	8	3	4	15	0	0	.347
	MINOR LEAGUE TOTALS	45-54	4.41	171	144	3	1	0	842.2	896	3299	456	413	95	44	217	729	30	9	.272
	MAJOR LEAGUE TOTALS	1-2	7.25	6	5	0	0	0	22.1	34	98	19	18	8	3	4	15	0	0	.347

TRANSACTIONS

- Selected by Tampa Bay in the 21st round of the June 2008 draft, but did not sign
- Selected by Tampa Bay in the seventh round of the June 2011 draft
- On disabled list, August 30-September 10, 2013 (left shoulder inflammation)
- Signed by Colorado as a Minor League free agent on May 7, 2014
- On disabled list, July 29-September 27, 2014 (right knee sprain)
- On disabled list, July 9-23, 2016 (left index finger contusion)
- On disabled list, July 25-August 22, 2016 (left index finger contusion)
- On temporarily inactive list, July 15-19, 2017
- Signed by the Tigers as a free agent on November 20, 2017
- On disabled list, June 1-July 26, 2018 (left oblique strain)

CAREER FIELDING

	G	TC	PO	A	E	DP	PCT
Pitcher	6	7	0	6	1	1	.857

CAREER HIGHS

- Longest Winning Streak:** 1 - August 18, 2018 at Minnesota
- Longest Losing Streak:** 1 (twice) - last, August 25, 2018 vs. Chicago (AL)
- Strikeouts:** 5 - August 25, 2018 vs. Chicago (AL)
- Walks:** 1 (four times) - last, August 25, 2018 vs. Chicago (AL)
- Innings (starter):** 5.1 - August 18, 2018 at Minnesota
- Innings (relief):** 0.2 - May 12, 2018 vs. Seattle

DETROIT TIGERS ALL-TIME TEAM

As part of the ceremony surrounding the closing of Tiger Stadium in 1999, Tigers fans voted on a team of all-time Tiger greats. The fans' electees, dubbed the Detroit Tigers All-Time Team, are listed below. There was one tie in the balloting, where lefthanded pitchers Hal Newhouser and Mickey Lolich both received the all-time honor.

Manager	Sparky Anderson	Outfield	Al Kaline
Catcher	Bill Freehan	Outfield	Kirk Gibson
First Base	Hank Greenberg	RHP	Jack Morris
Second Base	Charlie Gehringer	LHP	Mickey Lolich
Third Base	George Kell	LHP	Hal Newhouser
Shortstop	Alan Trammell	RP	John Hiller
Outfield	Ty Cobb		




9

NICHOLAS
CASTELLANOS

HT: 6-4
WT: 203
BT: R
TH: R
BORN: 3/4/1992 IN DAVIE, FL

OUTFIELDER

Opening Day Age: 27

Major League Service: 5.029

How Obtained: Selected by the Tigers in the first round (44th overall) of the June 2010 draft

Residence: Davie, FL

Signed Through: 2019

CAREER HIGHLIGHTS

The 2019 season will mark Castellanos' 10th with the Tigers organization.

- Selected to participate in the MLB Futures Game prior to the 2012 All-Star Game at Kauffman Stadium in Kansas City -- named the Most Valuable Player following the game after collecting three hits, including a home run and three RBI.

SEASON HIGHLIGHTS

Played in 157 games for the second consecutive season in **2018** and established career highs in runs scored (88), hits (185), doubles (46) and walks (49).

- Selected the Tiger of the Year by the Detroit chapter of the Baseball Writers Association of America.
- Finished the season ranked third in the American League with 185 hits and 56 multi-hit games, while he was fourth with 46 doubles and 10 outfield assists, eighth with 310 total bases and 74 extra-base hits and ninth with a .298 batting average...also ranked second in the Majors with 19 games of three-or-more hits.
- Led the Majors with a .381 (56x147) batting average vs. lefties, while he was seventh with a .432 on-base percentage...hit .273 (129x473) with righthanded pitchers on the mound.
- Finished the season with 23 home runs and 46 doubles, becoming the eighth player in franchise history to have 20-or-more homers and 40-or-more doubles in a season.
- Named Tigers Player of the Month in May, August and September...hit .356/.391/.577 with 14 runs scored, 12 doubles, one triple, three home runs and 12 RBI in 26 games in May, .283/.339/.443 with 16 runs scored, five doubles, four home runs and 15 RBI in 26 games in August and .350/.409/.590 with 15 runs scored, 10 doubles, one triple, four home runs and 16 RBI over 27 games in September.
- Recorded nine multi-hit contests in a 13-game stretch from May 20-June 2, hitting .439/.448/.684 with eight runs scored, eight doubles, two home runs and eight RBI.
- Belted a pair of home runs on June 16 at Chicago (AL) for the fourth multi-homer game of his career.
- Hit the fourth grand slam of his career on July 1 at Toronto.
- Notched the first five-hit game of his career and tallied five RBI for the sixth time in his career on August 13 vs. Chicago (AL).
- Earned American League Player of the Week honors for the first time in his career for the week ending August 19...hit .393/.485/.714 with eight runs scored, three doubles, two home runs and 10 RBI in seven games.

Established career highs in games played (157), triples (10), home runs (26) and RBI (101) in **2017**.

- Led the American League with 10 triples, becoming the first Tiger to lead the American League in triples since Austin Jackson in 2012...also was the first Tigers third baseman with 10-or-more triples in a season since Ossie Vitt had 12 triples in 1916.
- Ranked tied for sixth in the American League with 72 extra-base hits, while he was tied for ninth with 101 RBI and tied for 10th with 301 total bases.
- Became the sixth Tiger since 1913 and the first since Al Kaline in 1956 to have 10-or-more triples, 25-or-more homers and 100-or-more RBI in a season.
- Finished the season with 101 RBI, becoming the 10th player in Tigers history to have a 100-RBI season at age 25-or-younger (last, Miguel Cabrera in 2008).
- Named the Tigers nominee for the Hank Aaron Award.
- Hit the first Opening Day home run of his Major League career on April 4 at Chicago (AL).
- Recorded at least one RBI in a career-high four straight games from May 5-9.
- Notched his first career two triple game on April 19 at Tampa Bay...became the first Tigers player to have two triples in a game since Austin Jackson on August 5, 2012 vs. Cleveland.
- Hit the 100th double of his Major League career on May 31 at Kansas City...at 25 years, 88 days old, became the ninth-quickest player (by age) in franchise history to reach 100 doubles.

- Belted a pair of home runs on July 18 at Kansas City, marking his second career multi-homer game...also added a triple, becoming the fifth Tiger since 1913 with four hits, including a triple and two home runs, in a game (last, Dmitri Young, May 6, 2003 at Baltimore)...recorded his fourth career four-hit game.
- Tied a single-game career high with five RBI on August 9 vs. Pittsburgh.
- Hit his first career inside-the-park home run on August 22 vs. New York (AL)...was the first inside-the-park homer by a Tiger since James McCann on April 29, 2015 at Minnesota and the first at Comerica Park since Kansas City's Lorenzo Cain on September 8, 2014.
- Made his first career start in right field on September 8 at Toronto...had 20 starts in right field during the season.
- Recorded his sixth game of the season with four-or-more RBI on September 17 vs. Chicago (AL)... finished the season tied for the American League lead with six four-RBI games.
- Posted a career-long, 17-game hitting streak from September 3-20...hit .418/.429/.776 with seven runs scored, nine doubles, five home runs and 18 RBI.
- Named the Tigers Player of the Month for September after hitting .368/.381/.649 with 10 runs scored, 11 doubles, seven home runs and 25 RBI...tied for the American League lead in hits (42), while he was tied for second in doubles, third in batting average, tied for third in RBI, sixth in slugging percentage and seventh in OPS (1.030).

Had a career-best .827 OPS in **2016** as he completed his third full season with the Tigers.

- Named the Tigers Player of the Month for April after hitting .363/.376/.563 with 10 runs scored, five doubles, one triple, three home runs and 14 RBI during the month -- led the American League in batting average, while he was tied for fifth in hits (29).
- Hit his 16th home run of the season and tied a career high with five RBI on July 6 at Cleveland.
- Sidelined from August 7-September 27 with a non-displaced fracture of the fifth metacarpal of his left hand.

Completed his second full season with the Tigers in **2015**, playing in 154 games.

- Turned in the first four-hit game of his career on July 6 at Seattle -- also had four hits on August 19 at Chicago (NL).
- Homered in back-to-back games for the first time in his career on July 6-7 -- also homered in consecutive games on July 21-22 and July 25-26.
- Hit the first grand slam of his Major League career on July 22 vs. Seattle -- also hit a grand slam on August 19 at Chicago (NL)...finished tied for second in the American League with two grand slams.
- Recorded the first multi-home run game of his career on August 19 at Chicago (NL) -- also added two doubles in the game, becoming the first Tiger to have four extra-base hits in a game since Ivan Rodriguez on April 5, 2006 at Kansas City...drove in a career-high five RBI in the game.
- Batted .351 (40x114) against lefthanded pitchers, which ranked fourth in the American League...hit .230 (100x435) with righthanded pitchers on the mound.
- Ranked fifth in the American League with a .342 (39x114) batting average with runners in scoring position.

Ranked second among all American League rookies with 138 hits, 31 doubles, and 66 RBI as he appeared in 148 games in his first full season at the Major League level with the Tigers in **2014**.

- Finished the season ranked 10th among all Tigers players during their rookie season with 31 doubles.
- Selected to the *Baseball America* All-Rookie Team following the season.
- Named the Tigers Rookie of the Year by Detroit Sports Media.
- Made the Tigers Opening Day roster for the first time in his career.
- Recorded his first career RBI on April 4 vs. Baltimore with a double in the second inning.
- Connected for his first Major League home run on April 9 at Dodger Stadium off Josh Beckett with a three-run home run in the third inning.
- Became just the fifth Tigers rookie since at least 1914 to connect for three consecutive three-hit games, doing so from June 5-7 at Comerica Park.

Spent the majority of the **2013** season at Triple A Toledo -- led the International League with 81 runs scored, while he was tied for first with 37 doubles, second with 147 hits and fourth with 76 RBI.

- Selected to the International League Postseason All-Star Team.
- Had his contract purchased from Toledo prior to the game on September 1 vs. Cleveland -- made his Major League debut the same day.
- Collected his first career Major League hit on September 7 at Kansas City, an infield single.
- Ranked as the top prospect in the Tigers organization, the fifth-best prospect in the International League and the No. 25 prospect in baseball by *Baseball America* following the season.

Combined to play in 134 games between Single A Lakeland and Double A Erie in **2012** -- ranked third among all Minor League players with 172 hits.

- Compiled an 18-game hitting streak with Lakeland from April 29-May 17, batting .431/.494/.583 with four doubles, two triples, a home run and 12 RBI.
- Garnered TOPPS Florida State League Player of the Month and Tigers Minor League Player of the Month honors for May after batting .418/.496/.564 with eight doubles, a triple, two home runs and 16 RBI in 29 games.



2019 TIGERS

- Ranked as the best prospect in the Tigers organization, the fourth-best prospect in the Eastern League, fifth-best prospect in the Florida State League and the No. 21 prospect in all of baseball by *Baseball America* following the season...was also rated as the best hitter for average and possessing the best strike-zone discipline in the Tigers system.
- Saw action in 24 games with Mesa in the Arizona Fall League, batting .242/.309/.333 with six doubles, a triple and 11 RBI -- named the eighth-best prospect in the league by *Baseball America*.

Tabbed the Tigers Minor League Player of the Year after finishing fifth in the Midwest League with a .312 (158x507) batting average with Single A West Michigan during the **2011** season...named West Michigan's Player of the Year.

- Selected to the Midwest League Postseason All-Star squad.
- Topped the Midwest League with 158 hits, while he tied for the lead with 135 games played, tied for second with 36 doubles and finished third with 507 at-bats.
- Compiled a season-best, 10-game hitting streak from May 18-27, batting .368/.385/.500 with five doubles and six RBI.
- Garnered Tigers Minor League Player of the Month honors for June after hitting .375/.406/.521 with eight doubles, two home runs and 20 RBI in 24 games -- ranked second in the Midwest League in batting average during the month.
- Named the second-best prospect, the best hitter for average and best power hitter in the Tigers organization, the fourth-best prospect in the Midwest League and the 45th-best prospect in baseball following the season by *Baseball America*.

Made his professional debut with the Gulf Coast League Tigers after being selected by Detroit in the first round (44th overall pick) in the June **2010** draft.

- Tabbed the third-best pure hitter in the draft by *Baseball America*.
- Named the second-best prospect, best hitter for average and best power hitter and rated as possessing the best infield arm in the Tigers organization by *Baseball America* following the season.

PERSONAL/MISCELLANEOUS

- Resides in Davie, FL during the offseason with his son, Liam.
- Participates in Autographs for a Cause (donates funds to Big Family of Michigan), the Detroit Tigers Autographed Memorabilia Donation and Tigers Dreams Come True programs; donated funds to purchase art supplies for the Art Therapy program at Children's Hospital of Michigan; attended Keeping Kids in the Game; visited children from Nuestros Pequeños Hermanos Orphanage at the Tigers Dominican Academy in 2014; participated in the Wayne State Youth Baseball Camp, the youth baseball Q&A press conference during Play Ball Weekend and the pregame ceremony prior to the annual ¡Fiesta Tigers! game.
- Batted .485 (50x103) with 39 runs scored, nine doubles, three triples, nine home runs, 45 RBI and seven stolen bases during his junior season at Archbishop McCarthy High School in Florida in **2009**.
- Selected the **2010** Gatorade Player of the Year in Florida after hitting .542 (39x72) with 34 runs scored, eight doubles, three triples, six home runs, 41 RBI and 22 stolen bases during his senior season at Archbishop McCarthy High School...tabbed a second team High School All-American by *Baseball America*.
- Recommended/signed by Rolando Casanova for the Tigers.

NICHOLAS A. CASTELLANDS' CAREER RECORD

Year	Club	AVG	G	AB	R	H	TB	2B	3B	HR	RBI	SH	SF	HB	BB	SO	SB	CS	OBP	SLG	E
2010	GCL Tigers	.333	7	24	5	8	10	2	0	0	3	0	1	0	4	5	0	1	.414	.417	2
2011	West Michigan	.312	135	507	65	158	221	36	3	7	76	1	6	3	45	130	3	2	.367	.436	23
2012	Lakeland	.405	55	215	37	87	119	17	3	3	32	0	3	3	22	42	3	2	.461	.553	13
	Erie	.264	79	322	35	85	123	15	1	7	25	0	3	2	14	76	5	4	.296	.382	4
2013	Toledo	.276	134	533	81	147	240	37	1	18	76	0	5	3	54	100	4	1	.343	.450	3
	DETROIT	.278	11	18	1	5	5	0	0	0	0	0	0	0	0	1	0	0	.278	.278	0
2014	DETROIT	.259	148	533	50	138	210	31	4	11	66	0	7	3	36	140	2	2	.306	.394	15
2015	DETROIT	.255	154	549	42	140	230	33	6	15	73	0	6	1	39	152	0	3	.303	.419	12
2016	DETROIT	.285	110	411	54	117	204	25	4	18	58	0	5	3	28	111	1	1	.331	.496	9
2017	DETROIT	.272	157	614	73	167	301	36	10	26	101	0	5	5	41	142	4	5	.320	.490	19
2018	DETROIT	.298	157	620	88	185	310	46	5	23	89	0	3	6	49	151	2	1	.354	.500	3
MINOR LEAGUE TOTALS		.303	410	1601	223	485	713	107	8	35	212	1	18	11	139	353	15	10	.359	.445	45
MAJOR LEAGUE TOTALS		.274	737	2745	308	752	1260	171	29	93	387	0	26	18	193	697	9	12	.323	.459	58

TRANSACTIONS

- Selected by the Tigers in the first round (44th overall) of the June 2010 draft
- On disabled list, August 7-September 27, 2016 (non-displaced fracture of the fifth metacarpal of his left hand)

DIVISION SERIES RECORD

Year	Club/Opp.	AVG	G	AB	R	H	TB	2B	3B	HR	RBI	SH	SF	HB	BB	SO	SB	CS	OBP	SLG	E
2014	DET vs. BAL	.100	3	10	1	1	4	0	0	1	1	0	0	0	2	1	0	0	.250	.400	0
DIVISION SERIES TOTALS		.100	3	10	1	1	4	0	0	1	1	0	0	0	2	1	0	0	.250	.400	0



CAREER FIELDING

	G	TC	PO	A	E	DP	PCT
Third Base	527	1211	310	847	54	82	.955
Outfield	172	332	318	10	4	0	.988

CAREER HIGHS

Hits: 5 - August 13, 2018 vs. Chicago (AL)
Home Runs: 2 (four times) - last, June 16, 2018 at Chicago (AL)
RBI: 5 (six times) - last, August 13, 2018 vs. Chicago (AL)
Stolen Bases: 1 (nine times) - last, August 3, 2018 at Oakland
Hitting Streak: 17 - September 3-20, 2017

GRAND SLAMS (4)

July 22, 2015 vs. Seattle (Mike Montgomery) August 19, 2015 at Chicago (NL) (Jon Lester) September 8, 2017 at Toronto (Marcus Stroman)
 July 1, 2018 at Toronto (J.A. Happ)

TWO HOME RUN GAMES (4)

August 19, 2015 at Chicago (NL) July 18, 2017 at Kansas City August 22, 2017 vs. New York (AL)
 June 16, 2018 at Chicago (AL)

2019 TIGERS



70 HAROLD CASTRO
 NON-ROSTER INVITEE
 HT: 5-10 WT: 151 BT: L TH: R BORN: 11/30/1993 IN CARACAS, VZ
 INFIELDER
 Opening Day Age: 25 Residence: Maracay, VZ
 Major League Service: 0.010 Signed Through: 2019
 How Obtained: Signed by the Tigers as a Minor League free agent on October 31, 2018

SEASON HIGHLIGHTS

Combined to appear in 103 games between Double A Erie and Triple A Toledo in 2018...also saw the first Major League action of his career, playing in six games with the Tigers.

- Played in 20 games between Erie and Toledo in June, hitting .324/.342/.392 with 10 runs scored, five doubles and eight RBI.
- Made his Major League debut as a pinch runner in the ninth inning on September 23 vs. Kansas City.
- Made his first Major League start on September 25 at Minnesota and notched his first big league hit, stolen base and run scored in the eighth inning.
- Saw time in 58 games with Leones del Caracas of the Venezuelan Winter League, hitting .341/.371/.450 with 37 runs scored, 12 doubles, two triples, three home runs and 26 RBI...led the VWL in hits (84), while he was third in batting average and runs scored and total bases and fourth in doubles.

Spent the majority of the 2017 season with Double A Erie, appearing in 106 games.

- Ranked as the fifth-toughest batter to strike out in the Eastern League, fanning once every 8.47 plate appearances.
- Collected a season-high four hits on May 20 at Altoona...also had four hits on August 12 vs. New Hampshire.
- Named Eastern League Player of the Week for the week ending August 13...hit .571/.609/.857 with five runs scored, four doubles, one triple and five RBI in five games.
- Played in 48 games with Leones del Caracas in the Venezuelan Winter League, hitting .270/.313/.337 with 12 runs scored, nine doubles, one triple and 10 RBI.

Played in 105 games with Double A Erie in 2016.

- Finished the month of August hitting .300/.319/.386 with eight runs scored, three doubles, one home run and seven RBI in 20 games.
- Batted .290/.317/.389 with seven doubles, three triples and 16 RBI in 44 games with Leones del Caracas of the Venezuelan Winter League.

Spent the entire 2015 season with Double A Erie, appearing in 101 games with the SeaWolves.

- Collected a season-high three hits on May 9 vs. Reading...also had three hits on June 7 vs. Altoona and August 12 at Portland.
- Played in 19 games in August, batting .310/.339/.414 with 10 runs scored, four doubles, one triple and seven RBI.
- Hit .295/.326/.432 with three doubles, one home run and six RBI in 32 games with Leones del Caracas of the Venezuelan Winter League.



2019 TIGERS

Split the **2014** season between Single A West Michigan and Single A Lakeland.

- Hit safely in 18 straight games from July 23-August 14...batted .389/.408/.417 with seven runs scored, two doubles and four RBI.
- Ranked as the 28th-best prospect in the Tigers organization by *Baseball America* following the season.

Combined to play in 62 games between Single A West Michigan and Single A Lakeland in **2013**.

- Collected a season-high three hits on May 15 at Palm Beach...also had three hits on August 4 vs. Dayton and September 1 at Lansing.

Appeared in 51 games with the GCL Tigers in **2012**.

- Ranked tied for third in the Gulf Coast League with 14 doubles, while he finished fourth with 60 hits and fifth with a .311 (60x193) batting average.
- Compiled a 13-game hitting streak from August 6-21, hitting .380/.407/.520 with four runs scored, seven doubles and eight RBI.
- Rated as the 17th-best prospect in the Tigers organization and the 18th-best prospect in the Gulf Coast League by *Baseball America* following the season.

Tabbed the VSL Tigers Player of the Year in **2011**.

- Led the Venezuelan Summer League with 24 stolen bases, while he finished second with 252 at-bats, third with 79 hits and tied for fourth with 44 runs scored.
- Topped league second basemen with a .965 fielding percentage, 288 total chances, 135 putouts, 143 assists and 35 double plays.
- Had a 12-game hitting streak from June 25-July 9...hit .383/.408/.404 with eight runs scored, one double and five RBI.
- Collected a season-high four hits on July 23 at the VSL Phillies.

PERSONAL/MISCELLANEOUS

- Resides in Maracay, VZ during the offseason.
- Recommended/signed by Pedro Chavez for the Tigers.

HAROLD ARNALDO CASTRO'S CAREER RECORD

Year	Club	AVG	G	AB	R	H	TB	2B	3B	HR	RBI	SH	SF	HB	BB	SO	SB	CS	OBP	SLG	E
2011	VSL Tigers	.313	63	252	44	79	92	10	0	1	32	5	0	4	11	21	24	7	.352	.365	15
2012	GCL Tigers	.311	51	193	24	60	81	14	2	1	21	9	3	1	10	25	15	3	.343	.420	9
2013	West Michigan	.231	41	147	17	34	46	7	1	1	11	3	1	0	2	40	5	1	.240	.313	12
	Lakeland	.274	21	73	8	20	24	2	1	0	11	1	1	0	5	22	3	2	.316	.329	1
2014	West Michigan	.250	20	72	8	18	23	5	0	0	3	4	1	1	5	7	3	2	.304	.319	0
	Lakeland	.299	57	211	17	63	68	5	0	0	10	8	1	3	9	40	8	8	.335	.322	3
2015	Erie	.256	101	336	41	86	105	12	2	1	26	6	6	1	14	63	17	9	.283	.313	12
2016	Erie	.247	105	392	41	97	127	16	1	4	23	9	2	2	11	63	6	7	.270	.324	10
2017	Lakeland	.364	8	33	3	12	16	2	1	0	3	0	0	0	3	2	0	0	.364	.485	0
	Erie	.290	106	414	51	120	147	16	4	1	30	6	5	6	18	53	20	9	.325	.355	6
2018	Erie	.282	29	110	10	31	36	5	0	0	10	0	1	1	4	21	2	1	.310	.327	1
	Toledo	.257	74	241	24	62	76	8	0	2	19	3	2	0	5	47	3	3	.270	.315	18
	DETROIT	.300	6	10	2	3	3	0	0	0	0	0	0	0	0	2	1	0	.300	.300	0
MINOR LEAGUE TOTALS		.276	676	2474	288	682	841	102	12	11	199	54	23	19	94	405	108	52	.308	.343	87
MAJOR LEAGUE TOTALS		.300	6	10	2	3	3	0	0	0	0	0	0	0	0	2	1	0	.300	.300	0

TRANSACTIONS

- Signed by the Tigers as a non-drafted free agent on March 15, 2011
- Signed by the Tigers as a Minor League free agent on October 31, 2018

CAREER FIELDING

	G	TC	PO	A	E	DP	PCT
Second Base	2	7	4	3	0	1	1.000
Shortstop	4	8	3	5	0	1	1.000

CAREER HIGHS

- Hits:** 1 (three times) - last, September 30, 2018 at Milwaukee
- Home Runs:** No Major League home runs
- RBI:** No Major League RBI
- Stolen Bases:** 1 - September 25, 2018 at Minnesota
- Hitting Streak:** 1 (three times) - last, September 30, 2018

FOUR GRAND SLAMS IN A MONTH MATCH CLUB RECORD

Curtis Granderson, Carlos Guillen, Craig Monroe and Ivan Rodriguez all connected for a grand slam in April, 2007. The four in a month matched the club record established in June, 1968 when Mickey Stanley connected for one grand slam and Jim Northrup belted three grand slams.

Tigers teams have connected for three grand slams during a single month 14 times in franchise history.

Courtesy of David Vincent




49 WILLI CASTRO

HT: 6-1 WT: 170 BT: S TH: R BORN: 4/24/1997 IN RIO PIEDRAS, PR

INFIELDER

Opening Day Age: 21 Residence: Santo Domingo, DR
 Major League Service: 0.000 Signed Through: 2019
 How Obtained: Acquired by the Tigers from Cleveland in exchange for Leonys Martin and Kyle Dowdy on July 31, 2018

SEASON HIGHLIGHTS

Began the **2018** season in the Cleveland Indians organization, before being acquired by the Tigers on July 31.

- Named to the Eastern League Midseason All-Star Team.
- Led the Eastern League with nine sacrifice hits.
- Had a four-hit performance, including three doubles, and drove in a season-high five runs on May 25 vs. Richmond...also had a four-hit game on August 8 vs. Portland.
- Played in 31 games in August/September, hitting .317/.353/.516 with 12 runs scored, nine doubles, two triples, four home runs and 15 RBI.
- Saw time in 24 games with Leones del Escogido in the Dominican Winter League, batting .237/.265/.402 with 10 runs scored, four doubles, three triples, two home runs and eight RBI.
- Ranked as the ninth-best prospect in the Tigers organization by *Baseball America* following the season.

Spent the entire **2017** season with Single A Lynchburg, playing in 123 games.

- Selected to the Carolina League Midseason and Postseason All-Star Teams...was also named an Organizational All-Star by MiLB.com.
- Ranked second in the Carolina League with 136 hits, while he was third with 199 total bases and fourth with a .290 (136x469) batting average.
- Played in 26 games during May, hitting .319/.366/.429 with 13 runs scored, seven doubles, one home run and 13 RBI.
- Appeared in eight games with Leones del Escogido in the Dominican Winter League, hitting .448/.484/.586 with five runs scored, one double, one home run and six RBI.
- Rated as the seventh-best prospect in the Indians organization and the 12th-best prospect in the Carolina League by *Baseball America* following the season.

Played in 123 games with Single A Lake County in **2016**.

- Named to the Midwest League Midseason All-Star Team.
- Led Lake County with 123 games played, 48 runs scored, 134 hits, eight triples and 16 stolen bases.
- Turned in a four-hit performance on April 28 vs. Burlington...also had four hits on July 29 vs. South Bend and August 7 vs. Dayton.
- Drove in a season-high six runs and went 2x5 with a home run on July 17 vs. Quad Cities.
- Ranked as the 15th-best prospect in the Indians system by *Baseball America* following the season.

Spent the entire **2015** season with Single A Mahoning Valley, seeing time in 67 games.

- Ranked fourth in the New York-Penn League with 20 stolen bases, while he was the third-toughest batter to strike out in the league, fanning once every 9.71 plate appearances.
- Rated as the 26th-best prospect in the Indians organization by *Baseball America* following the season.

Completed his first season of professional baseball in **2014**, appearing in 43 games with the AZL Indians.

PERSONAL/MISCELLANEOUS

- Resides in Santo Domingo, DR in the offseason.
- Participated in the Tigers Winter Caravan and TigerFest.



2019 TIGERS

WILLI RAFAEL CASTRO'S CAREER RECORD

Year	Club	AVG	G	AB	R	H	TB	2B	3B	HR	RBI	SH	SF	HB	BB	SO	SB	CS	OBP	SLG	E
2014	AZL Indians	.239	43	155	31	37	54	5	3	2	11	5	0	4	6	33	9	4	.285	.348	9
2015	Mahoning Valley	.264	67	273	34	72	90	9	3	1	25	8	3	7	10	31	20	7	.304	.330	22
2016	Lake County	.259	123	518	68	134	192	21	8	7	49	3	5	3	19	96	16	11	.286	.371	25
	Lynchburg	.222	3	9	0	2	2	0	0	0	0	0	0	0	2	0	1	.222	.222	0	
2017	Lynchburg	.290	123	469	69	136	199	24	3	11	58	2	4	7	28	90	19	9	.337	.424	25
2018	Akron	.245	97	371	55	91	130	20	2	5	39	7	1	3	28	84	13	4	.303	.350	13
	Erie	.324	26	105	12	34	59	9	2	4	13	2	0	1	6	25	4	1	.366	.562	2
	Toledo	.286	5	21	0	6	6	0	0	0	2	0	0	0	5	1	0	.286	.286	0	
MINOR LEAGUE TOTALS		.267	487	1921	269	512	732	88	21	30	197	27	13	25	97	366	82	37	.308	.381	96

TRANSACTIONS

- Signed by Cleveland as a non-drafted free agent on July 2, 2013
- Acquired by the Tigers from Cleveland in exchange for Leonys Martin and Kyle Dowdy on July 31, 2018



**NON-ROSTER
INVITEE**

**JOSÉ
CISNERO**

HT: 6-3 WT: 245 BT: R TH: R BORN: 4/11/1989 IN BAJOS DE HAINA, DR

RIGHTHANDED PITCHER

Opening Day Age: 29 Residence: San Francisco de Macoris, DR

Major League Service: 1.092 Signed Through: 2019

How Obtained: Signed by the Tigers as a Minor League free agent on November 8, 2018

SEASON HIGHLIGHTS

Appeared in 22 games with Leones del Escogido in the Dominican Winter League in **2018**, compiling a 1-2 record with a 4.26 ERA (19.0IP/9ER) and 20 strikeouts.

Pitched for Cardenales de Lara in the Venezuelan Winter League in **2017**, posting a 1-1 record with a 2.61 ERA (10.1IP/3ER) and nine strikeouts in 12 appearances.

Played for both Sultanes de Monterrey in the Mexican League and the New Jersey Jackals of the Canadian-American Association in **2016**.

Made four appearances with Double A Pensacola in **2015** after missing most of the season due to injury.

- Missed the first two months of the season recovering from Tommy John surgery.
- Sideline from June 15-September 16 with a right back strain.
- Made 19 appearances with Gigantes del Cibao in the Dominican Winter League, posting a 2-1 record with a 4.32 ERA (16.2IP/8ER) and 20 strikeouts.

Limited to 11 appearances between Houston and Triple A Oklahoma in **2014**.

- Sideline from May 7-November 3 with a right elbow sprain...underwent Tommy John surgery, which was performed by Dr. Thomas Mehlhoff.

Made his Major League debut in **2013** with Houston, appearing in 28 games.

- Made his Major League debut on April 22 vs. Seattle, throwing 3.2 shutout innings of relief with one strikeout.
- Earned his first big league victory on May 18 at Pittsburgh, striking out five and tossing 3.2 scoreless innings.
- Did not allow an earned run in 10 consecutive appearances from May 18-June 26, throwing 19.1 innings and striking out 23.
- Pitched for Gigantes del Cibao of the Dominican Winter League and had a 4.91 ERA (3.2IP/2ER) and three strikeouts in six appearances.

Split the **2012** season between Double A Corpus Christi and Triple A Oklahoma City, starting 28 games.

- Ranked second among Houston Minor League pitchers with 148 strikeouts.
- Led the Texas League with two complete games, while he ranked third with 116 strikeouts.
- Allowed just eight home runs in 148.1 innings, good for a mark of 0.54 home runs per 9.0 innings.
- Earned Texas League Pitcher of the Week honors twice during the season, first for the week ending June 3, when he threw 7.0 scoreless innings with seven strikeouts at Arkansas...received the honor for a second



time for the week ending July 22, when he made two starts and went 2-0 with a 1.72 ERA (15.2IP/3ER) and 15 strikeouts.

- Threw the first shutout of his professional career on June 16 at Frisco, allowing just two hits and striking out six.
- Ranked as the 15th-best prospect in the Astros system by *Baseball America* following the season.

Led all Astros Minor Leaguers with 152 strikeouts in **2011**, as he spent the entire season with Single A Lancaster.

- Paced the California League with 11.09 strikeouts per 9.0 innings, while he ranked second with a .246 (115x468) opponents batting average and sixth with 152 strikeouts.
- Struck out 11 batters on April 12 vs. San Jose...had four other double-digit strikeout performances during the season, striking out 13 on May 3 vs. Rancho Cucamonga, 11 on July 15 at High Desert, 11 on July 21 vs. High Desert and 10 on September 2 vs. Lake Elsinore.
- Named the Lancaster Pitcher of the Month for May, posting a 2-2 record with a 3.90 ERA (32.1IP/14ER) and 34 strikeouts in six starts.
- Sideline from August 25-September 1 with a left ankle strain.
- Ranked as the 26th-best prospect in the Astros organization by *Baseball America* following the season.

Started 26 games with Single A Lexington in **2010**.

- Named an Organizational All-Star by MiLB.com.
- Ranked seventh in the South Atlantic League with 126 strikeouts...was fourth among South Atlantic League starters with a .221 (106x480) opponents batting average and 8.53 strikeouts per 9.0 innings.
- Tabbed Lexington Pitcher of the Month for August, compiling a 2-1 record with a 3.31 ERA (35.1IP/13ER) and 27 strikeouts in six starts.

Spent the entire **2009** season with Single A Greeneville, making 13 starts.

- Led the Appalachian League with a .165 (32x194) opponents batting average, while he was tied for the league lead with 13 starts and third with 64 strikeouts...also led all Appalachian League starters with 10.35 strikeouts per 9.0 innings.
- Selected Greeneville's Pitcher of the Month in both July and August...went 2-0 with a 3.43 ERA (21.0IP/8ER) and 22 strikeouts in five starts during July, while he was 1-1 with a 3.18 ERA (28.1IP/10ER) and 37 strikeouts in six August starts.

Completed his first season of professional baseball in **2008**, making 10 appearances, including six starts, with the DSL Astros.

- Threw 5.0 shutout innings and struck out a season-high nine batters on August 19 at the DSL Pirates.
- Made three appearances in August and did not allow an earned run in 13.2 innings, striking out 19 and allowing seven hits.

PERSONAL/MISCELLANEOUS

- Resides in San Francisco de Macoris, DR in the offseason.

JOSÉ LUIS CISNERO'S CAREER RECORD

Year	Club	W-L	ERA	G	GS	CG	SHO	SV	IP	H	AB	R	ER	HR	HB	BB	SO	WP	BK	AVG
2008	DSL Astros	0-3	3.10	10	6	0	0	2	29.0	18	100	15	10	0	4	11	34	5	0	.180
2009	Greeneville	4-2	3.56	13	13	0	0	0	55.2	32	194	25	22	5	8	30	64	7	2	.165
2010	Lexington	8-6	3.65	26	26	0	0	0	133.0	106	480	69	54	11	15	65	126	16	2	.221
2011	Lancaster	8-11	6.06	27	27	0	0	0	123.1	115	468	88	83	13	8	75	152	16	3	.246
2012	Corpus Christi	9-6	3.40	20	20	2	1	0	108.2	93	410	44	41	7	3	46	116	5	1	.227
	Oklahoma City	4-1	4.54	8	8	0	0	0	39.2	52	158	23	20	1	3	18	32	1	0	.329
2013	Oklahoma City	1-1	8.66	12	1	0	0	0	17.2	25	75	18	17	2	2	13	24	3	0	.333
	Houston	2-2	4.12	28	0	0	0	0	43.2	49	173	23	20	5	1	22	41	1	2	.283
2014	Oklahoma City	0-0	2.45	6	0	0	0	0	11.0	5	40	3	3	1	0	4	18	0	0	.125
	Houston	0-0	9.64	5	0	0	0	0	4.2	8	20	5	5	0	0	4	5	0	0	.400
2015	Pensacola	0-0	3.38	4	0	0	0	0	5.1	2	17	2	2	0	0	4	6	1	0	.118
2016	Sultanes de Monterrey*	0-0	5.25	13	0	0	0	1	12.0	13	47	9	7	2	0	6	16	3	0	.277
	New Jersey*	1-0	3.86	5	0	0	0	0	7.0	3	---	3	3	0	0	7	6	1	0	---
MINOR LEAGUE TOTALS		34-30	4.33	126	101	2	1	2	523.1	448	1942	287	252	40	43	266	572	54	8	.231
MAJOR LEAGUE TOTALS		2-2	4.66	33	0	0	0	0	48.1	57	193	28	25	5	1	26	46	1	2	.295

*Not Included in Totals

CONSECUTIVE GAMES PLAYED BY A TIGERS PLAYER

Games	Player	Dates
511	Charlie Gehringer	September 3, 1927-May 7, 1931
504	Charlie Gehringer	June 25, 1932-August 11, 1935
458	Rocky Colavito	June 21, 1960-May 21, 1963
434	Ed Brinkman	September 26, 1971-August 9, 1974

**TRANSACTIONS**

- Signed by Houston as a non-drafted free agent on December 6, 2007
- On temporarily inactive list, August 31-September 4, 2010
- On disabled list, August 25-September 1, 2011 (left ankle strain)
- On disabled list, May 7-November 3, 2014 (right elbow sprain)
- Signed by Cincinnati as a Minor League free agent on November 17, 2014
- On disabled list, June 15-September 16, 2015 (right back strain)
- Signed by Arizona as a Minor League free agent on December 11, 2015
- Signed by the Tigers as a Minor League free agent on November 8, 2018

CAREER FIELDING

	G	TC	PO	A	E	DP	PCT
Pitcher	33	7	4	3	0	0	1.000

CAREER HIGHS

- Longest Winning Streak:** 2 - May 18-June 22, 2013
- Longest Losing Streak:** 2 - June 30-July 28, 2013
- Strikeouts:** 5 (twice) last, May 21, 2013 vs. Kansas City
- Walks:** 3 - August 6, 2013 vs. Boston
- Innings (reliever):** 3.2 (twice) - last, May 18, 2013 at Pittsburgh



**NON-ROSTER
INVITEE**

19 LOUIS COLEMAN

HT: 6-4 WT: 205 BT: R TH: R BORN: 4/4/1986 IN GREENWOOD, MS

RIGHTHANDED PITCHER

Opening Day Age: 32 **Residence:** Elizabethtown, KY
Major League Service: 4.160 **Signed Through:** 2019
How Obtained: Signed by the Tigers as a Minor League free agent on November 29, 2018

SEASON HIGHLIGHTS

Spent most of the **2018** season with the Tigers, appearing in 51 games...also made 13 outings with Triple A Toledo.

- Went a perfect 8-for-8 in save opportunities with the Mud Hens.
- Established a career high with four victories, picking up wins on May 15 vs. Cleveland, May 30 vs. Los Angeles (AL), June 2 vs. Toronto and August 13 vs. Chicago (AL).
- Did not allow a run in 11 of his first 12 outings with the Tigers from May 12-June 6, posting a 3-0 record with a 1.20 ERA (15.0IP/2ER) and 16 strikeouts.

Saw time in both the Cincinnati Reds and Arizona Diamondbacks organizations in **2017**.

- Pitched in 10 games with Triple A Louisville in April, going 0-1 with one save, a 2.25 ERA (12.0IP/3ER) and 13 strikeouts.
- Did not allow an earned run in 16 consecutive outings with Triple A Reno from June 26-August 10, tossing 16.1 shutout innings with four hits allowed and 19 strikeouts.

Made a career-high 61 appearances with the Dodgers in **2016**.

- Recorded 12 consecutive scoreless outings from April 25-May 16, throwing 10.1 shutout innings with three hits allowed and 12 strikeouts.
- Sideline from August 3-September 2 with right rotator cuff tendinitis.
- Limited righthanded hitters to a .232 (33x142) batting average, while lefties hit .316 (12x38) against him.

Spent most of the **2015** season with Triple A Omaha, pitching in 38 games.

- Selected to the Pacific Coast League Midseason All-Star Team.
- Ranked second among Pacific Coast League relievers with a .212 (48x226) opponents batting average, while he was third with 10.13 baserunners allowed per 9.0 innings.
- Made four scoreless appearances with the Royals as a September call-up.

Combined to make 59 appearances between Kansas City and Triple A Omaha in **2014**.

- Sideline from March 24-April 9 with a right middle finger sprain.
- Appeared in 10 games with the Royals during September, recording one save and posting a 2.38 ERA (11.1IP/3ER) with eight strikeouts.



Split the **2013** season between Triple A Omaha and Kansas City.

- Named to the Pacific Coast League Midseason All-Star Team.
- Posted a 0.61 ERA (29.2IP/2ER) in 27 appearances with the Royals...his ERA was the lowest among all American League relievers and second-lowest among Major League relievers (min. 25.0 innings).
- Did not allow a run in 18 consecutive games with Kansas City from May 23-August 21, throwing 21.0 scoreless innings with 13 hits allowed and 21 strikeouts during the streak.

Completed his second season with Kansas City in **2012**, making 42 appearances in the Majors...also had 11 outings with Triple A Omaha.

- Averaged 11.47 strikeouts per 9.0 innings, which was the seventh-best ratio for American League pitchers (min. 50.0 innings).
- Limited opposing hitters to a .219 (41x187) batting average, including a .210 (25x119) average vs. righties.

Saw the first Major League action of his career in **2011**, pitching in 48 games with the Royals.

- Stranded 87.2 percent (34-of-39) of the baserunners he inherited, the third-best, single-season percentage in club history.
- Earned his first Major League save on May 11 at New York (AL), striking out two in a scoreless inning.
- Made his Major League debut on April 21 vs. Cleveland, throwing 2.0 shutout innings with one strikeout.
- Picked up his first big league win on July 25 at Boston, pitching 2.0 scoreless innings.
- Pitched in 10 games during July, posting a 1-0 record with a 0.61 ERA (14.2IP/1ER) and 15 strikeouts.

Split the **2010** season between Double A Northwest Arkansas and Triple A Omaha, making 21 appearances at each level.

- Selected to the Texas League Midseason All-Star Team.
- Named Texas League Pitcher of the Week for the week ending June 27...made two appearances during the week, recording two saves and throwing 6.2 shutout innings with six strikeouts.
- Pitched for Leonos del Escogido in the Dominican Winter League, compiling a 1-2 record with a 1.62 ERA (16.2IP/3ER) and 14 strikeouts.
- Rated as the 19th-best prospect in the Royals system and the 16th-best prospect in the Texas League by *Baseball America* following the season.

Completed his first season of professional baseball in **2009**, making 14 appearances between Single A Burlington and Single A Wilmington.

- Ranked as the 12th-best prospect in the Royals organization by *Baseball America* following the season.

PERSONAL/MISCELLANEOUS

- Resides in Elizabethtown, KY during the offseason with his wife, Allie and daughter, Ely.
- Played college baseball at LSU, where he was named Southeastern Conference Pitcher of the Year in **2009** and helped lead the Tigers to the 2009 College World Series...was named a first team All-American by the American Baseball Coaches Association, *Baseball America*, Collegiate Baseball and Rivals.com.

HAROLD LOUIS COLEMAN'S CAREER RECORD

Year	Club	W-L	ERA	G	GS	CG	SHO	SV	IP	H	AB	R	ER	HR	HB	BB	SO	WP	BK	AVG
2009	Burlington	1-0	2.45	4	0	0	0	1	7.1	2	22	2	2	0	1	6	0	0	0	.091
	Wilmington	3-1	1.26	10	0	0	0	1	14.1	8	51	3	2	0	0	3	16	1	0	.157
2010	Northwest Arkansas	2-1	2.09	21	1	0	0	6	51.2	31	181	13	12	5	2	14	55	4	0	.171
	Omaha	5-2	2.23	21	0	0	0	1	40.1	31	144	11	10	2	5	11	48	1	0	.215
2011	Omaha	0-1	3.86	6	0	0	0	2	7.0	4	24	4	3	0	0	4	16	1	0	.167
	Kansas City	1-4	2.87	48	0	0	0	1	59.2	44	213	20	19	9	3	26	64	4	0	.207
2012	Omaha	0-2	3.20	11	1	0	0	3	19.2	13	71	7	7	1	0	8	26	1	0	.183
	Kansas City	0-0	3.71	42	0	0	0	0	51.0	41	187	23	21	10	1	26	65	1	0	.219
2013	Wilmington	0-0	0.00	2	0	0	0	0	2.0	0	7	0	0	0	0	0	4	0	0	.000
	Omaha	3-2	1.61	24	0	0	0	6	44.2	36	165	10	8	1	0	17	52	2	0	.218
2014	Kansas City	3-0	0.61	27	0	0	0	0	29.2	19	102	2	2	1	1	6	32	1	0	.186
	Omaha	2-1	3.86	28	1	0	0	7	39.2	32	149	20	17	6	2	15	53	3	0	.215
2015	Kansas City	1-0	5.56	31	0	0	0	1	34.0	39	134	21	21	6	1	18	24	3	0	.291
	Omaha	8-2	1.69	38	0	0	0	9	64.0	48	226	12	12	4	1	23	63	3	0	.212
2016	Kansas City	1-0	0.00	4	0	0	0	0	3.0	1	9	0	0	0	0	2	1	0	0	.111
	AZL Dodgers#	0-0	0.00	1	1	0	0	0	1.0	1	4	0	0	0	0	0	2	0	0	.250
2017	Oklahoma City#	0-0	0.00	3	0	0	0	0	3.0	4	13	1	0	0	0	0	4	1	0	.308
	Los Angeles (NL)	2-1	4.69	61	0	0	0	0	48.0	45	180	27	25	5	3	24	45	3	0	.250
2018	Louisville	2-1	2.21	25	0	0	0	2	36.2	28	131	10	9	1	6	16	44	3	1	.214
	Reno	2-1	2.30	25	0	0	0	0	27.1	16	93	8	7	2	0	16	33	1	0	.172
2019	Toledo	0-0	2.40	13	0	0	0	8	15.0	8	51	4	4	1	0	5	15	0	0	.157
	DETROIT	4-1	3.51	51	0	0	0	0	51.1	43	183	21	20	5	6	24	41	0	0	.235
MINOR LEAGUE TOTALS		28-14	2.24	232	4	0	0	46	373.2	262	1332	105	93	23	17	133	437	21	1	.197
DETROIT TOTALS		4-1	3.51	51	0	0	0	0	51.1	43	183	21	20	5	6	24	41	0	0	.235
AL TOTALS		10-5	3.27	203	0	0	0	2	228.2	187	828	87	83	31	12	102	227	9	0	.272
NL TOTALS		2-1	4.69	61	0	0	0	0	48.0	45	180	27	25	5	3	24	45	3	0	.250
MAJOR LEAGUE TOTALS		12-6	3.51	264	0	0	0	2	276.2	232	1008	114	108	36	15	126	272	12	0	.230

**TRANSACTIONS**

- Selected by Atlanta in the 28th round of the June 2005 draft, but did not sign
- Selected by Washington in the 14th round of the June 2008 draft, but did not sign
- Selected by Kansas City in the fifth round of the June 2009 draft
- On disabled list, March 24-April 9, 2014 (right middle finger sprain)
- Signed by Los Angeles (NL) as a free agent on February 19, 2016
- On Major League bereavement list, April 21-25, 2016
- On disabled list, August 3-September 2, 2016 (right rotator cuff tendinitis)
- Signed by Cincinnati as a Minor League free agent on January 9, 2017
- Signed by Arizona as a Minor League free agent on June 22, 2017
- Signed by the Tigers as a Minor League free agent on February 23, 2018
- Signed by the Tigers as a Minor League free agent on November 29, 2018

MAJOR LEAGUE HITTING RECORD

	AVG	AB	R	H	2B	3B	HR	RBI	SH	SF	HBP	BB	SO
2018	.000	0	0	0	0	0	0	0	0	0	0	0	0
Career	.000	1	0	0	0	0	0	0	0	0	0	0	1

CAREER FIELDING

	G	TC	PO	A	E	DP	PCT
Pitcher	264	42	13	28	1	5	.976

CAREER HIGHS

Longest Winning Streak: 5 (twice) - last, June 21, 2016-June 2, 2018

Longest Losing Streak: 2 (twice) - last, August 24-27, 2011

Strikeouts: 5 - June 18, 2012 at Houston

Walks: 3 - August 30, 2011 at Detroit

Innings (reliever): 3.1 - August 2, 2011 vs. Baltimore



30

KALEB COWART

HT: 6-3 WT: 225 BT: S TH: R BORN: 6/2/1992 IN ADEL, GA

RIGHTEANDED PITCHER

Opening Day Age: 26

Major League Service: 1.083

How Obtained: Claimed off waivers by the Tigers from Seattle on January 24, 2019

Residence: Hahira, GA

Signed Through: 2019

SEASON HIGHLIGHTS

Split the **2018** season between Triple A Salt Lake and Los Angeles (AL).

- Sidelined from April 5-19 with a left foot fracture.
- Finished the month of April batting .415/.415/.707 with nine runs scored, six doubles, two home runs and 11 RBI.
- Finished a triple shy of the cycle on May 19 vs. Sacramento, going 4x5 with three RBI.
- Sidelined from June 7-19 with a left ankle sprain.
- Hit the first grand slam of his career and drove in a career-high five runs on September 18 at Oakland.

Combined to play in 140 games in **2017**, including a career-best 50 games with the Angels.

- Posted a combined .984 fielding percentage while making defensive appearances at second base and third base.
- Was one of four players in the Pacific Coast League with at least 25 doubles, 10 home runs and 15 stolen bases.
- Played in 23 games during April, hitting .330/.421/.484 with 15 runs scored, five doubles, three home runs and 11 RBI.
- Hit for the cycle on June 22 at Las Vegas, going 6x6 with five runs scored, three doubles, one triple, one home run and five RBI.
- Posted a .300-or-better batting average in both June and July, batting .333/.374/.581 in 21 games during June and .304/.378/.557 in 19 July contests.

Spent most of the **2016** season with Triple A Salt Lake...also played in 31 games with the Angels.

- Played at three different positions with Los Angeles (AL), making 21 appearances at third base, 15 at second base and one at first base.

- Selected to the Pacific Coast League Midseason All-Star Team.
- Finished the month of May hitting .348/.392/.551 with 13 runs scored, seven doubles, two triples, one home run and eight RBI.
- Hit safely in 13 straight games with Salt Lake from July 17-30, batting .423/.483/.731 with 10 runs scored, eight doubles, one triple, two home runs and 12 RBI.

Saw the first Major League action of his career in **2015**, playing in 34 games with Los Angeles (AL).

- Named an Angels Organizational All-Star by MiLB.com.
- Selected as the Angels Minor League Player of the Month for June and July...hit .365/.461/.600 with 14 runs scored, 10 doubles, two triples, two home runs and 20 RBI in 26 games in June, while he batted .347/.412/.505 with 17 runs scored, eight doubles, one triple, two home runs and 21 RBI in 27 July contests.
- Made his Major League debut on August 18 vs. Chicago (AL), starting at third base and going 0x3.
- Collected his first big league hit on August 22 with a fifth inning solo home run off Marco Estrada... became the 12th player in franchise history to homer for the first hit and the first since Terry Evans on June 20, 2007.
- Ranked as the eighth-best prospect in the Angels system by *Baseball America* following the season.

Spent the entire **2014** season with Double A Arkansas.

- Went 5x6 with a double, a home run and five RBI in his first game of the season on April 3 at Midland.
- Named the Texas League Player of the Week for the week ending May 4, batting .419/.419/.806 with nine runs scored, three doubles, three home runs and 12 RBI.
- Played for the Mesa Solar Sox of the Arizona Fall League, hitting .185/.224/.259 with 11 runs scored, three triples and six RBI...was selected to play in the AFL Rising Stars Game.
- Ranked as the 24th-best prospect in the Angels organization by *Baseball America* following the season.

Played in 132 games with Double A Arkansas in **2013**.

- Had a four-hit game on August 21 at Tulsa, going 4x5 with a double and a RBI.
- Ranked as the third-best prospect in the Angels organization by *Baseball America* following the season.

Named the Angels Organization Player of the Year in **2012** as he split the season between Single A Cedar Rapids and Single A Inland Empire.

- Selected to the Midwest League Midseason All-Star Team and was named an Angels Organizational All-Star by MiLB.com.
- Appeared in 28 games with Cedar Rapids in May, hitting .310/.370/.560 with 16 runs scored, nine doubles, one triple, six home runs and 24 RBI.
- Belted a pair of homers on July 11 at Rancho Cucamonga.
- Played for the Scottsdale Scorpions of the Arizona Fall League and hit .200/.265/.283 with seven runs scored, two doubles, one home run and eight RBI in 17 games.
- Rated as the top prospect in the Angels organization, the fourth-best prospect in the California League, eighth-best prospect in the Midwest League, 12th-best prospect in the Arizona Fall League and the No. 60 prospect in all of baseball by *Baseball America* following the season.

Spent the entire **2011** season with Rookie-level Orem, playing in 72 games.

- Ranked second in the Pioneer League in games played and fourth with 283 at-bats.
- Hit safely in 10 straight games from July 5-15, batting .439/.489/.659 with 10 runs scored, three doubles, two home runs and six RBI.
- Belted a pair of home runs on August 1 at Ogden.
- Rated as the sixth-best prospect in the Angels organization and the Pioneer League by *Baseball America* following the season.

Began his professional career in **2010**, playing in seven games between the AZL Angels and Rookie-level Orem.

- Ranked as the sixth-best prospect in the Angels organization by *Baseball America* following the season.

PERSONAL/MISCELLANEOUS

- Resides in Hahira, GA during the offseason.
- Named **2010** Gatorade National High School Baseball Player of the Year, hitting .654 with 11 home runs, 59 RBI and going a perfect 36-for-36 in stolen base attempts as a senior at Cook (GA) High School...also went 10-1 with a 1.05 ERA and 116 strikeouts in 73.0 innings.



2019 TIGERS

KALEB BRYANT COWART'S CAREER RECORD

Year	Club	AVG	G	AB	R	H	TB	2B	3B	HR	RBI	SH	SF	HB	BB	SO	SB	CS	OBP	SLG	E
2010	AZL Angels	.143	6	21	0	3	3	0	0	0	4	0	1	0	0	6	0	0	.136	.143	1
	Orem	.400	1	5	1	2	5	0	0	1	3	0	0	0	1	2	0	0	.500	.000	1
2011	Orem	.283	72	283	49	80	119	12	3	7	40	0	6	5	25	81	11	4	.345	.420	16
2012	Cedar Rapids	.293	66	263	42	77	126	16	3	9	54	0	3	2	22	44	9	4	.348	.479	8
	Inland Empire	.259	69	263	48	68	112	15	4	7	49	1	4	2	45	67	5	3	.366	.426	8
2013	Arkansas	.221	132	498	48	110	150	20	1	6	42	4	3	3	38	124	14	5	.279	.301	25
2014	Arkansas	.223	126	435	48	97	141	18	4	6	54	2	4	3	43	99	26	7	.295	.324	23
2015	Inland Empire	.242	51	194	32	47	75	14	4	2	23	0	2	3	22	43	10	2	.326	.387	4
	Salt Lake	.323	62	220	35	71	108	13	3	6	45	0	4	0	29	64	2	1	.395	.491	9
2016	Los Angeles (AL)	.174	34	46	8	8	13	2	0	1	4	1	0	0	5	19	1	1	.255	.283	2
	Salt Lake	.280	107	414	58	116	187	34	5	9	58	1	3	2	37	100	18	4	.340	.452	13
2017	Los Angeles (AL)	.176	31	85	8	15	22	4	0	1	8	0	1	1	0	23	0	0	.184	.259	3
	Salt Lake	.311	90	367	65	114	177	25	1	12	57	0	2	0	44	73	19	5	.383	.482	8
2018	Los Angeles (AL)	.225	50	102	18	23	39	5	1	3	11	2	0	3	10	28	4	2	.313	.382	2
	Salt Lake	.287	64	258	36	74	118	20	3	6	45	0	2	1	18	52	8	1	.333	.457	5
2019	Los Angeles (AL)	.134	47	112	7	15	27	7	1	1	10	0	1	1	10	44	1	0	.210	.241	0
	MINOR LEAGUE TOTALS	.267	846	3221	462	859	1321	187	31	71	474	8	34	21	324	755	122	36	.334	.410	121
MAJOR LEAGUE TOTALS		.177	162	345	41	61	101	18	2	6	33	3	2	5	25	114	6	3	.241	.293	7

TRANSACTIONS

- Selected by Los Angeles (AL) in the first round (18th overall) of the June 2010 draft
- On disabled list, April 5-19, 2018 (left foot fracture)
- On disabled list, June 7-19, 2018 (left ankle sprain)
- Claimed off waivers by Seattle from Los Angeles (AL) on December 10, 2018
- Claimed off waivers by the Tigers from Seattle on January 24, 2019

CAREER FIELDING

	G	TC	PO	A	E	DP	PCT
First Base	6	24	23	1	0	6	1.000
Second Base	59	217	80	133	4	38	.982
Third Base	102	140	27	110	3	11	.979
Shortstop	5	11	4	7	0	2	1.000
Outfield	4	5	4	1	0	0	1.000

CAREER HIGHS

Hits: 3 - July 28, 2017 at Toronto

Home Runs: 1 (six times) - last, September 18, 2018 at Oakland

RBI: 5 - September 18, 2018 at Oakland

Stolen Bases: 1 (six times) - last, August 5, 2018 at Cleveland

Hitting Streak: 8 - May 29-August 28, 2016

GRAND SLAMS [1]

September 18, 2018 at Oakland (Lou Trivino)

WALKING AWAY A WINNER IN THE PLAYOFFS

The Tigers have won five games in walk-off style during the postseason in the club's history. The following is a list of the five games with a brief recap:

Game Two - 1934 World Series - October 4, 1934

Goose Goslin plated Charlie Gehringer with a one-out single off St. Louis' Bill Walker in the bottom of the 11th inning to propel the Tigers to a 3-2 win.

Game Six - 1935 World Series - October 7, 1935

Goose Goslin's two-out single off Chicago's Larry French in the bottom of the ninth inning scored Mickey Cochran to propel the Tigers to a 4-3 victory and the franchise's first World Series Championship.

Game Four - 1972 American League Championship Series - October 11, 1972

After Oakland scored two runs in the top of the 10th inning to take a 3-1 lead over Detroit, the Tigers rallied with three runs in the bottom of the 10th inning for a 4-3 win to knot the series at two games apiece and force a decisive Game Five. Jim Northrup's bases-loaded single off Dave Hamilton scored Gates Brown with the winning run.

Game Four - 2006 American League Championship Series - October 14, 2006

Magglio Ordoñez belted a two-out, three-run home run off Oakland's Huston Street in the bottom of the ninth inning to propel the Tigers to a 6-3 victory and a four-game series sweep to advance Detroit to the World Series for the first time in 22 years.

Game Two - 2012 American League Division Series - October 7, 2012

Don Kelly's sacrifice fly off Oakland's Grant Balfour plated Omar Infante in the bottom of the ninth inning to propel the Tigers to a 5-4 win over the Athletics.





12

BRANDON DIXON

HT: 6-2 WT: 215 BT: R TH: R BORN: 1/29/1992 IN LA JOLLA, CA

INFIELDER

Opening Day Age: 27
Residence: Tucson, AZ

Major League Service: 0.132
Signed Through: 2019

How Obtained: Claimed off waivers by the Tigers from Cincinnati on November 2, 2018

SEASON HIGHLIGHTS

Saw the first Major League action of his career in **2018**, playing in 74 games with the Reds...also appeared in 49 games with Triple A Louisville.

- Played 20 games with Louisville in May, hitting .361/.405/.611 with eight runs scored, seven doubles, one triple, three home runs and eight RBI.
- Made his Major League debut on May 22 vs. Pittsburgh, pinch hitting in the sixth inning.
- Recorded the first hit of his big league career on May 24 vs. Pittsburgh, hitting a single off Ivan Nova in the fourth inning...added two more hits in the game, including his first career double.
- Belted his first Major League home run on June 16 at Pittsburgh, a solo shot off Michael Feliz.
- Hit for the cycle on July 18 at Rochester, becoming the sixth player in Louisville history to hit for the cycle.
- Made his first career pitching appearance on August 13 vs. Cleveland, retiring all three batters he faced, including a strikeout of José Ramírez.
- Started four straight games at 2B, 3B, RF and 1B from September 8-11...became the first Reds player to start four consecutive team games at four different positions since Jerry Hairston Jr. played 2B, SS, CF and RF from September 18-21, 2008.

Appeared in a career-high 124 games with Triple A Louisville in **2017**.

- Ranked fourth in the International League with 50 extra-base hits and tied for fifth with 31 doubles... among all Reds Minor Leaguers, he ranked tied for fourth with 16 home runs and fifth with 64 RBI.
- Became the first Louisville player with at least 15 home runs and 15 stolen bases in a season since Todd Frazier in 2011.
- Hit three home runs and drove in seven on August 20 vs. Rochester...became the first Louisville batter with three homers in a game since Austin Kearns on July 5, 2005 at Indianapolis.

Spent the entire **2016** season with Double A Pensacola, seeing time in 118 games.

- Named to the Southern League Midseason All-Star Team.
- Ranked third in the Southern League with a .434 slugging percentage and tied for fourth with 16 home runs...averaged a home run every 26.19 plate appearances, which was the third-best ratio in the league.
- Selected the Southern League Player of the Week for the week ending June 5...hit .632/.667/1.632 with seven runs scored, one double, six home runs and 12 RBI in five games.
- Hit safely in 10 consecutive games from August 20-29...hit .462/.511/.641 with four runs scored, four doubles, one home run and nine RBI.
- Played for Peoria in the Arizona Fall League, hitting .333/.429/.550 with nine runs scored, seven doubles, two home runs and 11 RBI in 16 games...selected to play in the AFL's Fall Stars Game.

Combined to play in 128 games between Single A Rancho Cucamonga and Double A Tulsa in **2015**.

- Named a Dodgers Organizational All-Star by MiLB.com.
- Selected the California League Player of the Week for the week ending August 2, batting .433/.452/1.100 with 11 runs scored, two doubles, six home runs and 11 RBI in seven games.
- Appeared in 16 games with the Glendale Desert Dogs in the Arizona Fall League, hitting .295/.318/.508 with nine runs scored, four doubles, three home runs and 12 RBI.

Spent all of the **2014** season with Single A Rancho Cucamonga, playing in 94 games.

- Posted a 16-game hitting streak from April 29-May 16, hitting .375/.395/.597 with 17 runs scored, eight doubles, one triple, two home runs and 10 RBI.
- Sideline from July 7-August 15 with a left oblique muscle strain.
- Played for Adelaide in the Australian Baseball League, batting .289/.324/.525 with 38 runs scored, 17 doubles, two triples, nine home runs and 30 RBI in 47 games.



2019 TIGERS

Completed his first season of professional baseball in **2013**, appearing in 59 games with Single A Great Lakes.

- Ranked as the 30th-best prospect in the Dodgers organization by *Baseball America* following the season.

PERSONAL/MISCELLANEOUS

- Resides in Tucson, AZ during the offseason.
- Participated in the Tigers Winter Caravan and TigerFest.
- Played college baseball at the University of Arizona, where he was named Pac-12 All-Academic honorable mention in **2012**, when he led the league with a .369 batting average.

BRANDON ALLEN DIXON'S CAREER RECORD

Year	Club	AVG	G	AB	R	H	TB	2B	3B	HR	RBI	SH	SF	HB	BB	SO	SB	CS	OBP	SLG	E
2013	Great Lakes	.185	59	211	28	39	55	11	1	1	17	3	2	1	11	65	6	2	.227	.261	24
2014	AZL Dodgers#	.000	1	3	0	0	0	0	0	0	0	0	0	0	0	0	0	0	.000	.000	0
	Rancho Cucamonga	.262	94	390	59	102	160	23	4	9	46	8	4	2	12	103	8	7	.284	.410	20
2015	Rancho Cucamonga	.299	45	174	37	52	100	9	3	11	30	0	2	1	16	46	10	0	.358	.575	5
	Tulsa	.244	83	336	33	82	126	16	2	8	38	0	0	1	12	98	16	6	.272	.375	7
2016	Pensacola	.260	118	419	61	109	182	23	1	16	65	0	6	6	30	137	15	5	.315	.434	12
2017	Louisville	.264	124	440	58	116	201	31	3	16	64	1	6	7	37	125	18	8	.327	.457	26
2018	Louisville	.346	49	179	28	62	102	18	2	6	23	0	1	1	12	54	9	3	.389	.570	4
	Cincinnati	.178	74	118	14	21	42	6	0	5	10	0	0	0	6	43	0	0	.218	.356	0
MINOR LEAGUE TOTALS		.261	573	2152	304	562	926	131	16	67	283	12	21	19	130	628	82	31	.306	.430	98
MAJOR LEAGUE TOTALS		.178	74	118	14	21	42	6	0	5	10	0	0	0	6	43	0	0	.218	.356	0

TRANSACTIONS


- Selected by Los Angeles (NL) in the third round of the June 2013 draft
- On disabled list, July 7-August 15, 2014 (left oblique muscle strain)
- Acquired by Cincinnati along with José Peraza and Scott Schebler, as part of a three-team trade with Chicago (AL) and Los Angeles (NL) on December 16, 2015
- Claimed off waivers by the Tigers from Cincinnati on November 2, 2018

CAREER FIELDING

	G	TC	PO	A	E	DP	PCT
Pitcher	2	0	0	0	0	0	---
First Base	27	95	89	6	0	12	1.000
Second Base	8	21	11	10	0	4	1.000
Third Base	6	9	1	8	0	1	1.000
Outfield	25	9	9	0	0	0	1.000

CAREER HIGHS

- Hits:** 3 - May 24, 2018 vs. Pittsburgh
- Home Runs:** 1 (five times) - last, September 11, 2018 vs. Los Angeles (NL)
- RBI:** 2 (twice) - last, August 18, 2018 vs. San Francisco
- Stolen Bases:** No Major League stolen bases
- Hitting Streak:** 2 (four times) - last, September 2-8, 2018



**NON-ROSTER
INVITEE**

82 KODY EAVES

HT: 6-0 WT: 175 BT: L TH: R BORN: 7/8/1993 IN PASADENA, TX

INFIELDER

Opening Day Age: 25

Major League Service: 0.000

How Obtained: Signed by the Tigers as a Minor League free agent on November 11, 2018

Residence: Pasadena, TX

Signed Through: 2019

SEASON HIGHLIGHTS

- Combined to appear in 93 games between Double A Erie and Triple A Toledo in **2018**.
- Sidelined from April 6-23 with a right elbow sprain.
- Homered in back-to-back games on April 30 and May 1 vs. Bowie.
- Recorded a season-high three hits on June 16 at Trenton.

Spent most of the **2017** season with Double A Erie, playing in 88 games with the SeaWolves.

- Finished the month of April hitting .304/.373/.435 with seven runs scored, three doubles, one home run and three RBI in 14 games.



- Sidelined from May 3-16 with a right hamstring strain.
- Went a perfect 4x4 with two doubles, two home runs and a season-high five RBI on August 12 vs. New Hampshire.
- Played with Mesa in the Arizona Fall League, hitting .337/.389/.554 with 14 runs scored, five doubles, two triples, three home runs and nine RBI in 22 games...ranked third in the AFL in batting average and hits (28), while he was fifth in slugging percentage.

Completed his first season in the Tigers organization in **2016**, playing in 106 games with Double A Erie.

- Drove in a season-best five runs on August 16 at Harrisburg.
- Collected a season-high four hits on September 1 vs. Akron.
- Played in 28 games in August/September, batting .326/.387/.579 with 14 runs scored, nine doubles, five home runs and 20 RBI.

Appeared in a career-high 134 games with Single A Inland Empire in **2015**.

- Named an Organization All-Star by MiLB.com.
- Ranked tied for second in the California League with 134 games played and 11 triples, while he was tied for third with 520 at-bats.
- Posted a three-homer game and drove in a season-high six runs on July 22 at High Desert.

Established career highs in runs scored (74), hits (147), doubles (37), total bases (228) and stolen bases (25) in **2014** with Single A Burlington.

- Named to the Midwest League Midseason All-Star Team.
- Tied for the Midwest League lead with 37 doubles, while he was second with 549 at-bats, third with 54 extra-base hits and 228 total bases and fourth with 147 hits.
- Hit safely in 11 straight games from April 23-May 4...batted .422/.460/.667 with 10 runs scored, nine doubles, one triple and two RBI.
- Had a season-high four hits and four RBI on June 15 at Cedar Rapids...also had four RBI on July 25 vs. Great Lakes.
- Rated as the 15th-best prospect in the Angels organization by *Baseball America* following the season.

Saw time in 67 games with Rookie-level Orem in **2013**.

- Finished the season tied for third in the Pioneer League with 22 stolen bases, while he was fourth with 67 games played.
- Recorded a four-hit game on August 13 at Helena.
- Hit .310/.355/.410 with 15 runs scored, six doubles, two triples and seven RBI in 25 games during August.

Completed his first season of professional baseball in **2012**, playing in 42 games with the AZL Angels.

- Homered in his professional debut on June 22 at the AZL Giants.
- Drove in a season-best five runs on June 30 vs. the AZL Padres.

PERSONAL/MISCELLANEOUS

- Resides in Pasadena, TX during the offseason.

WENDELL RAY (KODY) EAVES' CAREER RECORD

Year	Club	AVG	G	AB	R	H	TB	2B	3B	HR	RBI	SH	SF	HB	BB	SO	SB	CS	OBP	SLG	E
2012	AZL Angels	.261	42	165	25	43	66	7	5	2	19	1	3	2	16	34	6	0	.328	.400	8
2013	Orem	.277	67	264	45	73	102	14	6	1	24	4	3	1	20	40	22	6	.326	.386	14
2014	Burlington	.268	130	549	74	147	228	37	7	10	45	0	4	5	29	142	25	10	.308	.415	30
2015	Inland Empire	.248	134	520	70	129	201	17	11	11	71	3	5	2	45	150	21	9	.308	.387	17
2016	Erie	.222	106	325	42	72	137	24	4	11	51	4	3	5	39	105	6	4	.312	.422	17
2017	Erie	.272	88	305	48	83	144	18	2	13	41	0	0	2	31	74	7	3	.343	.472	11
	Toledo	.259	8	27	3	7	10	1	1	0	1	0	0	0	2	6	0	0	.310	.370	1
2018	Erie	.209	71	254	35	53	80	13	1	4	21	2	5	0	34	67	4	3	.297	.315	10
	Toledo	.160	22	75	7	12	18	4	1	0	4	0	0	1	6	21	0	0	.232	.240	2
MINOR LEAGUE TOTALS		.249	668	2484	349	619	986	135	38	52	277	14	23	18	222	639	91	35	.313	.397	110

TRANSACTIONS

- Selected by Los Angeles (AL) in the 16th round of the June 2012 draft
- Acquired by the Tigers from Los Angeles (AL) in exchange for Jeffrey Marte on January 27, 2016
- On disabled list, May 3-16, 2017 (right hamstring strain)
- On disabled list, April 6-23, 2018 (right elbow sprain)
- Signed by the Tigers as a Minor League free agent on November 11, 2018




45

BUCK
FARMER

HT: 6-4 WT: 232 BT: L TH: R BORN: 2/20/1991 IN CONYERS, GA

RIGHTHANDED PITCHER

Opening Day Age: 28 **Residence:** Conyers, GA
Major League Service: 2.083 **Signed Through:** 2019
How Obtained: Selected by the Tigers in the fifth round of the June 2013 draft

SEASON HIGHLIGHTS

Made a career-high 66 appearances, including one start, for the Tigers in **2018**...his 66 appearances were tied for the second-most on the team.

- Established career highs in innings pitched (69.1) and strikeouts (57).
- After giving up five runs in his first outing of the season on April 1 vs. Pittsburgh, he allowed three earned runs over a span of 20 appearances (18.2IP) from April 7 to May 17, compiling a 1.45 ERA.
- Finished the month of June with a 2-0 record and a 0.71 ERA (12.2IP/1ER) and nine strikeouts in 12 appearances.
- Closed the season by not giving up a run in the month of September, tossing 10.1 scoreless innings and allowing just seven hits, limiting opponents to a .189 (7x37) batting average.
- Held lefthanded hitters to a .168 (19x113) batting average, which ranked fourth among American League pitchers (min. 100 lefthanded batters faced)...righties hit .320 (48x150) with him on the mound.

Combined to make 32 starts between Triple A Toledo and Detroit in **2017**.

- Started five games for Triple A Toledo in April and had a 0-1 record with a 2.51 ERA (28.2IP/8ER) and 27 strikeouts.
- Picked up his first Major League win in the second game of the doubleheader on May 27 at Chicago (AL), throwing 6.1 shutout innings with three hits allowed, two walks and a career-high 11 strikeouts.
- Tossed 6.2 scoreless frames and earned the win in his second start of the season on June 7 vs. Los Angeles (AL)...according to the Elias Sports Bureau, Farmer became the first pitcher in Major League history to win his first two starts of a season without allowing a run in either after entering that year with a career record of 0-5 or worse.
- Made six consecutive quality starts with Triple A Toledo from July 22-August 19 -- posted a 3-1 record with a 2.54 ERA (39.0IP/11ER) and 33 strikeouts during the stretch.

Saw time with both the Tigers and Triple A Toledo in **2016**.

- Made an Opening Day roster at the Major League level for the first time in his career.
- Posted five consecutive scoreless appearances with the Tigers from April 12-May 28 -- threw 7.1 scoreless innings with two hits allowed, three walks and six strikeouts during the stretch.
- Allowed three earned runs-or-fewer over his final eight starts of the season with the Mud Hens from July 20-August 27 -- compiled a 4-2 record with a 1.86 ERA (48.1IP/10ER) and 47 strikeouts during the stretch.

Split the **2015** season between the Tigers and Triple A Toledo.

- Named to the International League Midseason All-Star Team.
- Named the Tigers Minor League Pitcher of the Month for April after starting four games with Toledo and posting a 3-0 record with a 3.00 ERA (21.0IP/7ER), 13 hits allowed, 10 walks and 28 strikeouts...held opponents to a .173 (13x75) batting average during the month.
- Had a stretch of four straight quality starts with Toledo from May 12-June 5 -- compiled a 3-0 record with a 1.37 ERA (26.1IP/4ER), 19 hits allowed and 14 strikeouts during the stretch.
- Recorded the first hit of his Major League career on August 18 at Chicago (NL) -- became the first Tigers relief pitcher to record a hit in a game since Steve Avery on June 4, 2003 at San Diego.
- Ranked as the 12th-best prospect in the Tigers organization by *Baseball America* following the season.

Tabbed the Midwest League Pitcher of the Year in **2014** as he spent the majority of the season with Single A West Michigan.

- Selected to the Midwest League Midseason and Postseason All-Star Teams.
- Fanned a season-high 12 batters with West Michigan on April 30 at Lake County -- also recorded a double-digit strikeout total by fanning 11 on August 18 at Cedar Rapids.



- Named the Tigers Minor League Pitcher of the Month for July after posting a 3-0 record with a 0.41 ERA (22.0IP/1ER), and 16 strikeouts in four starts for Single A West Michigan -- limited opponents to a .188 (15x80) batting average during the month.
- Had his contract purchased by the Tigers on August 13 and made his Major League debut later that night, allowing four runs on six hits while striking out four over 5.0 innings vs. Pittsburgh.
- Named the third-best prospect in the Tigers system and best pitching prospect by *Baseball America* following the season...also rated as possessing the best breaking pitch and best control in the Midwest League.

Selected by the Tigers in the fifth round of the June 2013 draft and saw his first Minor League action in 12 games with Single A Connecticut.

- Fanned a season-high five batters on July 7 at Staten Island -- equaled the high on August 2 vs. Mahoning Valley.
- Compiled a 0-3 record, 3.09 ERA (32.0IP/11ER) and 33 strikeouts in 12 games (11 starts) with Single A Connecticut.

PERSONAL/MISCELLANEOUS

- Resides in Conyers, GA during the offseason with his wife, Kayla.
- Participates in the Autographed Memorabilia Donation program; attended the annual Ilitch Charities Celebrity Golf Classic; visited patients at the Detroit VA Medical Center and the Michigan Humane Society; attended Keeping Kids in the Game; participated in the Tigers Winter Caravan and TigerFest.
- Holds the Rockdale High School single-game strikeout record after fanning 22 batters against Dracula High School as a junior in 2008.
- Named second team All-ACC after compiling an 11-3 record with a 2.82 ERA in 16 starts as a sophomore at Georgia Tech in 2011.
- Earned first team All-ACC honors in 2012 after going 8-4 with a 3.54 ERA in 16 starts as a junior at Georgia Tech.
- Completed his final season with Georgia Tech in 2013, earning first-team All-ACC accolades after posting a 9-5 record, a 2.78 ERA and 122 strikeouts during his senior season.
- Recommended/signed by James Rough for the Tigers.

GEORGE RUIE (BUCK) FARMER'S CAREER RECORD

Year	Club	W-L	ERA	G	GS	CG	SHO	SV	IP	H	AB	R	ER	HR	HB	BB	SO	WP	BK	AVG
2013	Connecticut	0-3	3.09	12	11	0	0	0	32.0	32	124	13	11	1	0	7	33	1	0	.258
2014	West Michigan	10-5	2.60	18	18	0	0	0	103.2	91	390	37	30	6	3	24	116	7	1	.233
	Erie	1-0	3.00	2	2	0	0	0	12.0	10	45	4	1	0	4	11	0	0	0	.222
	Toledo	1-1	9.82	2	2	0	0	0	7.1	11	31	9	8	1	0	4	2	1	0	.335
	DETROIT	0-1	11.57	4	2	0	0	0	9.1	12	39	12	12	2	2	5	11	0	0	.308
2015	Toledo	7-3	4.15	16	16	0	0	0	86.2	85	338	45	40	6	3	25	76	3	0	.251
	DETROIT	0-4	7.36	14	5	0	0	0	40.1	53	164	35	33	10	3	17	24	1	0	.323
2016	Toledo	5-6	3.96	20	20	0	0	0	100.0	106	391	48	44	11	3	28	93	3	0	.271
	DETROIT	0-1	4.60	14	1	0	0	0	29.1	25	108	15	15	4	1	20	27	2	0	.231
2017	Toledo	6-4	3.93	21	21	0	0	0	123.2	133	483	58	54	9	2	31	114	2	0	.275
	DETROIT	5-5	6.75	11	11	0	0	0	48.0	55	193	38	36	9	4	20	49	1	0	.285
2018	DETROIT	3-4	4.15	66	1	0	0	0	69.1	67	263	34	32	6	1	41	57	2	0	.255
MINOR LEAGUE TOTALS		30-22	3.69	91	90	0	0	0	465.1	468	1802	214	191	35	11	123	445	17	1	.260
MAJOR LEAGUE TOTALS		8-15	5.87	109	20	0	0	0	196.1	212	767	134	128	31	11	103	168	6	0	.276

TRANSACTIONS

- Selected by Atlanta in the 46th round of the June 2009 draft, but did not sign
- Selected by Milwaukee in the 15th round of the June 2012 draft, but did not sign
- Selected by the Tigers in the fifth round of the June 2013 draft

MAJOR LEAGUE HITTING RECORD

	AVG	AB	R	H	2B	3B	HR	RBI	SH	SF	HBP	BB	SO
2018	.000	0	0	0	0	0	0	0	0	0	0	0	0
Career	.250	4	0	1	0	0	0	0	0	0	0	0	3

CAREER FIELDING

	G	TC	PO	A	E	DP	PCT
Pitcher	109	33	11	20	2	0	.939

CAREER HIGHS

- Longest Winning Streak:** 3 - May 25-June 16, 2018
- Longest Losing Streak:** 6 - August 23, 2014-September 26, 2016
- Strikeouts:** 11 - May 27, 2017 at Chicago (AL)
- Walks:** 4 (twice) - last, September 30, 2017 at Minnesota
- Innings (starter):** 6.2 - June 7, 2017 vs. Los Angeles (AL)
- Innings (relief):** 4.1 - September 13, 2016 vs. Minnesota

10-OR-MORE STRIKEOUT GAMES (1)

May 27, 2017 at Chicago (AL) (11)




57

JOSÉ FERNÁNDEZ

HT: 6-3 WT: 210 BT: L TH: L BORN: 2/13/1993 IN MAO, DR

LEFTHANDED PITCHER

Opening Day Age: 26 Residence: Mao, DR
Major League Service: 0.030 Signed Through: 2019
How Obtained: Claimed off waivers by the Tigers from Toronto on November 2, 2018

SEASON HIGHLIGHTS

Spent the majority of the **2018** season in the Minors, appearing in a career-high 44 games between Double A New Hampshire and Triple A Buffalo...also saw the first Major League action of his career, pitching in 13 games with Toronto.

- Pitched in nine games during June, posting two saves with a 0.73 ERA (12.1IP/1ER) and 10 strikeouts.
- Turned in 13 consecutive scoreless appearances from July 22-August 29 with Buffalo, throwing 17.0 shutout innings with five hits allowed and 21 strikeouts.
- Made his Major League debut on September 1 at Miami, tossing a scoreless inning...recorded the first strikeout of his big league career on September 3 vs. Tampa Bay, fanning Nick Ciuffo.
- Appeared in eight games with Estrellas de Oriente of the Dominican Winter League, going 0-1 with a 3.00 ERA (6.0IP/2ER) and five strikeouts.

Made 41 appearances with Double A New Hampshire in **2017**.

- Struck out a season-high five batters in his season debut on April 9 vs. Binghamton.
- Finished the month of April with a 1-0 record, two saves, a 2.70 ERA (10.0IP/3ER) and 15 strikeouts in six appearances.
- Made 20 appearances at home and went 0-1 with one save, a 2.74 ERA (23.0IP/7ER) and 25 strikeouts, while he was 1-1 with three saves, a 8.10 ERA (23.1IP/21ER) and 23 strikeouts in 21 road outings.
- Pitched for Estrellas de Oriente in the Dominican Winter League following the season and went 1-1 with a 3.72 ERA (9.2IP/4ER) and eight strikeouts in 12 appearances.

Spent the entire **2016** season with Single A Dunedin, making 29 appearances out of the bullpen.

- Tied for the Florida State League lead with 10 holds.
- Threw a season-high 4.0 scoreless innings on April 13 at St. Lucie.
- Sidelined from May 10-June 13 with left elbow tendinitis.
- Limited lefthanded hitters to a .188 (9x48) batting average, while righties hit .189 (20x106) against him.
- Made 13 appearances with Estrellas de Oriente in the Dominican Winter League and had a 0-0 record with a 2.70 ERA (10.0IP/3ER) and 13 strikeouts.

Completed his fourth season in the Blue Jays organization in **2015**, pitching in 35 games with Single A Lansing.

- Successfully converted 12-of-13 save opportunities.
- Began the season by not allowing a run in his first five appearances, throwing 9.0 scoreless innings with eight strikeouts.
- Sidelined from April 30-May 11 with left rotator cuff inflammation.
- Allowed his only home run of the season on August 15 at Kane County, his first home run allowed since the 2012 season.

Pitched in 21 games with Rookie-level Vancouver in **2014**.

- Punched out a season-high five batters and threw 2.0 scoreless innings on June 24 at Hillsboro.
- Held lefthanded hitters to a .212 (7x33) batting average, while righties batted .319 (22x69) against him.

Transitioned into a relief role in **2013**, making 16 appearances with the GCL Blue Jays.

- Started the season by not allowing a run in his first eight appearances, throwing 10.1 scoreless innings with seven strikeouts.
- Picked up the first save of his professional career on August 22 at the GCL Yankees2.



Completed his first professional season in **2012**, pitching in nine games, including four starts, with the DSL Blue Jays.

- Allowed two runs-or-less in each of his nine outings and held opponents to a .234 (25x107) batting average.
- Earned the first win of his professional career on July 13 at the DSL Tigers, throwing 5.0 no-hit innings with four strikeouts.

PERSONAL/MISCELLANEOUS

- Resides in Mao, DR during the offseason.
- Participated in the Tigers Winter Caravan and TigerFest.

JOSÉ MANUEL FERNÁNDEZ'S CAREER RECORD

Year	Club	W-L	ERA	G	GS	CG	SHO	SV	IP	H	AB	R	ER	HR	HB	BB	SO	WP	BK	AVG
2012	DSL Blue Jays	2-0	1.52	9	4	0	0	0	29.2	25	107	7	5	1	2	2	34	1	1	.234
2013	GCL Blue Jays	1-0	2.70	16	0	0	0	2	20.0	19	76	8	6	0	1	3	13	0	0	.250
2014	Vancouver	1-1	4.01	21	0	0	0	2	24.2	29	102	13	11	0	1	11	24	1	0	.284
2015	Lansing	1-2	3.31	35	0	0	0	12	51.2	54	198	22	19	1	1	16	41	1	0	.273
2016	Dunedin	1-1	4.12	29	0	0	0	0	43.2	29	154	24	20	5	2	34	41	5	0	.188
2017	New Hampshire	1-2	5.44	41	0	0	0	4	46.1	52	187	30	28	4	1	26	48	0	0	.278
2018	New Hampshire	3-1	3.45	23	0	0	0	2	31.1	23	113	14	12	5	1	23	33	2	0	.204
	Buffalo	1-2	2.45	21	0	0	0	2	29.1	23	110	10	8	2	1	8	32	1	0	.209
	Toronto	0-0	6.10	13	0	0	0	0	10.1	10	41	7	7	2	0	4	6	0	0	.244
MINOR LEAGUE TOTALS		11-9	3.55	195	4	0	0	24	276.2	254	1047	128	109	18	10	123	266	11	1	.243
MAJOR LEAGUE TOTALS		0-0	6.10	13	0	0	0	0	10.1	10	41	7	7	2	0	4	6	0	0	.244

TRANSACTIONS

- Signed by Toronto as a non-drafted free agent on January 5, 2012
- On disabled list, April 30-May 11, 2015 (left rotator cuff inflammation)
- On disabled list, May 10-June 13, 2016 (left elbow tendinitis)
- Claimed off waivers by the Tigers from Toronto on November 2, 2018

CAREER FIELDING

	G	TC	PO	A	E	DP	PCT
Pitcher	13	1	1	0	0	0	1.000

CAREER HIGHS

- Longest Winning Streak:** No Major League wins
- Longest Losing Streak:** No Major League losses
- Strikeouts:** 2 (twice) - last, September 21, 2018 vs. Tampa Bay
- Walks:** 1 (four times) - last, September 30, 2018 at Tampa Bay
- Innings (reliever):** 2.1 - September 3, 2018 vs. Tampa Bay

POSITION PLAYERS WHO PITCHED FOR THE TIGERS

Utility player Andrew Romine pitched in two games for the Tigers during the 2017 season. Since 1914, the Tigers have had nine position players take the mound in a game. A full listing of Tigers position players that have pitched in a game is below.

Player	Date	Pitching Line
Ben Dyer	May 9, 1918	1.0 IP, 0 H, 0 R, 0 ER, 0 BB, 0 SO
Ben Dyer	June 11, 1918	0.2 IP, 0 H, 0 R, 0 ER, 0 BB, 0 SO
Ty Cobb	September 1, 1918	2.0 IP, 3 H, 1 R, 1 ER, 0 BB, 0 SO
Ty Cobb	September 2, 1918	2.0 IP, 3 H, 1 R, 1 ER, 2 BB, 0 SO
Bobby Veach	September 2, 1918	2.0 IP, 2 H, 1 R, 1 ER, 2 BB, 0 SO
Ty Cobb	October 4, 1925	1.0 IP, 0 H, 0 R, 0 ER, 0 BB, 0 SO
Mark Koenig	September 18, 1930	2.0 IP, 1 H, 0 R, 0 ER, 2 BB, 0 SO
Mark Koenig	September 27, 1930	7.0 IP, 10 H, 10 R, 10 ER, 6 BB, 6 SO
Mark Koenig	May 18, 1931	1.0 IP, 2 H, 5 R, 5 ER, 5 BB, 1 SO
Mark Koenig	July 27, 1931	2.0 IP, 2 H, 0 R, 0 ER, 0 BB, 1 SO
Mark Koenig	September 22, 1931	4.0 IP, 3 H, 0 R, 0 ER, 6 BB, 1 SO
Shane Halter	October 1, 2000	0.0 IP, 0 H, 0 R, 0 ER, 1 BB, 0 SO
Don Kelly	June 29, 2011	0.1 IP, 0 H, 0 R, 0 ER, 0 BB, 0 SO
Danny Worth	May 22, 2014	1.0 IP, 1 H, 0 R, 0 ER, 0 BB, 2 SO
Danny Worth	May 24, 2014	1.0 IP, 3 H, 1 R, 1 ER, 0 BB, 0 SO
Andrew Romine	August 22, 2014	1.0 IP, 4 H, 3 R, 3 ER, 0 BB, 1 SO
Josh Wilson	June 20, 2015	1.0 IP, 2 H, 1 R, 1 ER, 0 BB, 0 SO
Andrew Romine	June 18, 2016	0.2 IP, 0 H, 0 R, 0 ER, 2 BB, 0 SO
Andrew Romine	July 26, 2017	0.2 IP, 1 H, 0 R, 0 ER, 1 BB, 0 SO
Andrew Romine	September 30, 2017	0.1 IP, 0 H, 0 R, 0 ER, 0 BB, 0 SO

Source: Baseball Reference




32 MICHAEL FULMER

HT: 6-3 WT: 246 BT: R TH: R BORN: 3/15/1993 IN OKLAHOMA CITY, OK

RIGHTHANDED PITCHER

Opening Day Age: 26 Residence: Oklahoma City, OK
 Major League Service: 2.157 Signed Through: 2019
 How Obtained: Acquired by the Tigers along with Luis Cessa from New York (NL) in exchange for Yoanis Céspedes on July 31, 2015.

CAREER HIGHLIGHTS

- Named to the American League All-Star Team in 2017.
- Selected the American League Rookie of the Year in 2016 -- became the fifth player in franchise history to be named the American League Rookie of the Year.
- Named the Eastern League Pitcher of the Year in 2015 after compiling a 10-3 record with a 2.14 ERA (117.2IP/28ER) and 116 strikeouts in 21 starts between Double A Binghamton and Double A Erie.

SEASON HIGHLIGHTS

Completed his third season with the Tigers in **2018**, making 24 starts.

- Threw a season-high 8.0 innings in his season debut on April 1 in the first game of the doubleheader vs. Pittsburgh, allowing a run on four hits with three strikeouts...also tossed 8.0 innings on June 28 vs. Oakland.
- Finished the month of April with a 1-2 record, a 2.76 ERA (29.1IP/9ER) and 22 strikeouts in five starts.
- Allowed three earned runs-or-less in six-of-seven starts between June 8 and July 8, posting a 3.10 ERA (40.2IP/14ER) and 36 strikeouts over that span.
- Sidelined from July 20-August 24 with a left oblique strain.
- Sidelined from September 21-October 29 with a right lateral meniscus tear.

Started 25 games for the Tigers in **2017** as he completed his second Major League season.

- Selected to the American League All-Star Team for the first time in his career...he was one of four pitchers selected to the roster by MLB...was not on the active roster for the American League since he started on the Sunday prior to the All-Star break.
- Allowed just 13 home runs in 164.2 innings, leading the American League with 0.71 home runs allowed per nine innings...had a homerless streak of 73.2 innings during the season.
- Finished the season tied for fifth in the American League with one complete game, sixth with a 1.15 WHIP and 2.19 walks per nine innings and ninth with a .243 (150x617) opponents batting average.
- Started the season with 10 consecutive quality starts from April 7-May 27...the streak was tied with Justin Verlander (March 31-May 19, 2011) for the longest by a Tigers pitcher to begin a season since 1913.
- Named the Tigers Pitcher of the Month for May after posting a 3-2 record with a 2.19 ERA (37.0IP/9ER) and 28 strikeouts in five starts.
- Selected the Tigers Pitcher of the Month for June after compiling a 2-3 record with a 4.28 ERA (33.2IP/16ER) and 24 strikeouts in five starts.
- Sidelined from August 3-14 with right elbow ulnar neuritis.

Posted an 11-7 record with a 3.06 ERA (159.0IP/54ER), 136 hits allowed, 42 walks and 132 strikeouts in 26 starts during his rookie season in **2016**.

- Earned American League Rookie of the Year honors by the BBWAA, becoming the fifth Tigers player to earn the honor and the first since Justin Verlander in 2006...named the American League Rookie of the Year by *The Sporting News* and American League Outstanding Rookie in the Players Choice Award balloting.
- Finished 10th in voting for the American League Cy Young Award.
- Tabbed the Detroit Sports Media Tigers Rookie of the Year.
- Among AL pitchers with at least 150.0 innings pitched, Fulmer ranked third with a 3.06 ERA, while he was seventh with a .231 (136x590) opponents batting average and a 1.12 WHIP.
- Finished his rookie season with 132 strikeouts, which was the second-highest total by a rookie pitcher in Tigers history, trailing only Les Cain, who struck out 156 batters as a rookie in 1970.
- Recalled from Triple A Toledo prior to the game on April 29 -- made his Major League debut that night at Minnesota and earned the win, allowing two runs on seven hits with one walk and four strikeouts in 5.0 innings...struck out Brian Dozier in the first inning for the first strikeout of his Major League career.
- Recorded the first double-digit strikeout game of his Major League career on May 21 vs. Tampa Bay, striking out 11...added a second game with 10-or-more strikeouts on July 1 at Tampa Bay, fanning 10.

- Threw 7.2 shutout innings on May 27 at Oakland, allowing three hits with one walk and three strikeouts – with his performance, Fulmer became just the third Tigers pitcher since 1913 to throw at least 7.2 shutout innings and allow three hits-or-less in one of his first six career starts, joining Pat Underwood on May 31, 1979 at Toronto and Earl Whitehill on September 29, 1923 vs. Cleveland.
- Won his third straight start on June 1 at Los Angeles (AL), throwing 7.2 shutout innings with two hits allowed, two walks and eight strikeouts -- with his performance, Fulmer became just the second Tigers pitcher since 1913 to have back-to-back starts of 7.0-or-more shutout innings with three-or-fewer hits allowed, joining Mickey Lolich, who had back-to-back shutouts with three-or-fewer hits allowed on September 9 and 15, 1968...also became the second Tigers pitcher since 1913 to win five of his first seven career starts, joining Zach Miner, who won six of his first seven career starts in 2006.
- Carried a no-hitter into the seventh inning of the game on June 1 at Los Angeles (AL) before allowing a two-out single to C.J. Cron -- according to the Elias Sports Bureau, Fulmer became the first Tigers rookie to have a no-hit bid of that length since Bill Slayback, who went seven innings before allowing a hit in his Major League debut on June 26, 1972 against the Yankees.
- Threw 6.0 shutout innings with two hits allowed, three walks and five strikeouts in the game on June 6 vs. Toronto -- became the first Tigers pitcher since at least 1913 to have three straight starts with 6.0-or-more shutout innings and three-or-fewer hits allowed.
- Threw at least 6.0 shutout innings and allowed three-or-fewer hits in four straight starts from May 27-June 12 -- according to the Elias Sports Bureau, since 1893, when the mound was moved to 60 feet, six inches away from the plate, Fulmer and Jake Arrieta (September 22, 2015-April 4, 2016) are the only two pitchers to record four consecutive starts of 6.0-or-more shutout innings and three-or-fewer hits allowed.
- Had a consecutive scoreless innings streak of 33.1 innings from May 21-June 17, which was snapped with a two-out solo homer in the sixth inning by Kansas City's Salvador Perez...the streak ranks as the longest by a Tigers pitcher in franchise history, and according to the Elias Sports Bureau, the streak was the second longest by a rookie pitcher since 1971, trailing only a streak of 35.0 scoreless innings by Fernando Valenzuela during the 1981 season.
- Named Tigers Pitcher of the Month for June after starting five games and posting a 3-1 record with a 0.61 ERA (29.2IP/2ER), 14 hits allowed, 13 walks and 24 strikeouts...led the Majors with a 0.61 ERA during the month, while he was second with a .140 opponents batting average.
- Allowed one run-or-fewer in eight starts from May 21-July 1, becoming one of only six pitchers since 1913 to have eight straight starts with one-or-fewer runs allowed, joining Bob Gibson (11 straight starts, June 6-July 30, 1968), Josh Johnson (8 straight starts, May 13-June 20, 2010), Derek Lowe (8 straight starts, August 31, 2008-April 10, 2009), Johan Santana (8 straight starts, August 23-September 29, 2004) and J.R. Richard (8 straight starts, August 3-September 6, 1979).
- Recorded his ninth win of the season on July 6 at Cleveland -- according to the Elias Sports Bureau, Fulmer became the third rookie in franchise history to win at least nine games before the All-Star break, joining Mark Fidrych in 1976 (9-2) and Justin Verlander in 2006 (10-4).
- Over a 10-start stretch from May 21-July 17, compiled a 7-1 record with a 0.83 ERA (65.1IP/6ER) and 55 strikeouts -- according to the Elias Sports Bureau, since the Major Leagues began keeping track of earned runs just over 100 years ago, no other pitcher has compiled an ERA that low over a span of 10 successive starts in the season of his Major League debut...over the last 50 seasons, the only other rookie to produce an ERA below 1.00 over a span of 10 consecutive starts was Cal Eldred, who had an ERA of 0.95 over a 10-start run for the Brewers in August and September, 1992.
- Threw the first complete game and shutout of his career on August 14 at Texas, allowing four hits and striking out nine...became the first Tigers rookie pitcher to throw a shutout since Justin Verlander on May 22, 2006 at Kansas City.
- Pitched 7.0 innings in the game on September 9 vs. Baltimore, allowing two runs on three hits with one walk and five strikeouts...in his first eight career starts at Comerica Park, Fulmer had a 2-2 record with a 2.90 ERA (49.2IP/16ER) and 38 strikeouts -- according to the Elias Sports Bureau, over the last 25 years, only two other Tigers pitchers have had an ERA under 3.00 over their first eight MLB starts at their home park: Mike Maroth had a home ERA of 2.44 after eight starts in 2002 and Jeff Weaver had a 2.76 home ERA in 1999.

Selected the Eastern League Pitcher of the Year in **2015** after leading the league with a 2.14 ERA (117.2IP/28ER) and a .769 winning percentage and ranking fourth with a 1.10 WHIP and a .228 (77x346) opponents batting average.

- Started the season in the New York Mets organization before being acquired by the Tigers along with Luis Cessa in exchange for Yoenis Céspedes on July 31.
- Led all Eastern League starters with 8.87 strikeouts per nine innings, while he was third with 10.02 baserunners per nine innings and fourth with a .228 opponent batting average.
- Named a Minor League All-Star and a Double A All-Star by *Baseball America*, while he was selected to the Eastern League Postseason All-Star Team.
- Allowed three earned runs-or-less in 14 of his 15 starts with Double A Binghamton from May 3-July 28.
- Had a stretch of five consecutive quality starts from June 18-July 9 -- during the stretch, he compiled a 3-1 record with a 0.54 ERA (33.1IP/2ER) and 36 strikeouts.
- Did not allow an earned run in seven of nine starts from June 24-August 9.
- Named the best prospect in the Tigers organization by *Baseball America* following the season.



2019 TIGERS

Spent most of the **2014** season with Single A St. Lucie, starting 19 games.

- Allowed two earned runs-or-fewer in four straight starts from May 14-June 2 -- during the stretch, he had a 1-3 record with a 2.86 ERA (22.0IP/7ER) and 22 strikeouts.
- Struck out a season-high nine batters on July 17 vs. Brevard County.
- Sidelined from August 21-September 23 with a right elbow bone spur.
- Ranked as the 13th-best prospect in the Mets system by *Baseball America* following the season.

Limited to nine starts in **2013** due to two separate stints on the disabled list.

- Sidelined from April 4-July 6 with a right knee lateral meniscus injury.
- Sidelined from August 24-September 24 with a right shoulder strain.
- Named the 14th-best prospect in the Mets organization by *Baseball America* following the season.

Spent the entire **2012** season with Single A Savannah, starting 21 games and posting a 7-6 record with a 2.74 ERA (108.1IP/33ER) and 101 strikeouts.

- Allowed two earned runs-or-less in 10 consecutive starts from June 14-August 13 -- finished the stretch with a 4-2 record, a 1.53 ERA (59.0IP/10ER) and 52 strikeouts.
- Sidelined from August 28-September 13 with a left shin contusion.
- Ranked as the seventh-best prospect in the Mets system and the 13th-best prospect in the South Atlantic League by *Baseball America* following the season.

Began his professional career in **2011** with the GCL Mets.

- Named the eighth-best prospect in the Mets system by *Baseball America* following the season.

PERSONAL/MISCELLANEOUS

- Resides in Oklahoma City, OK during the offseason with his wife, Kelsey.
- Participates in the Autographed Memorabilia Donation, the Autographs for a Cause (donates money to Wings) and the Dreams Come True programs; helped raise money as one of the 30 "Real Men" selected to participate in the American Cancer Society's 'Real Men Wear Pink' Campaign in **2017** and **2018**; attended Keeping Kids in the Game; participated in the pregame ceremony prior to the annual Play Ball Weekend and the Baseball Fantasy Camp for Kids, the Tigers Winter Caravan and TigerFest.
- Named the Tigers nominee for the Roberto Clemente Award in **2018**.
- Attended Deer Creek High School in Edmond, OK and earned First Team All-State honors in **2011** after hitting .436 with six home runs and 43 RBI, and posting a 10-2 record on the mound with a 0.72 ERA and 127 strikeouts.

MICHAEL JOSEPH FULMER'S CAREER RECORD

Year	Club	W-L	ERA	G	GS	CG	SHO	SV	IP	H	AB	R	ER	HR	HB	BB	SO	WP	BK	AVG
2011	GCL Mets	0-1	10.13	4	3	0	0	0	5.1	9	26	7	6	0	1	4	10	1	0	.346
2012	Savannah	7-6	2.74	21	21	1	0	0	108.1	92	405	37	33	6	6	38	101	8	0	.227
2013	GCL Mets	1-1	3.00	2	2	0	0	0	12.0	9	44	4	4	0	1	13	0	0	0	.205
	St. Lucie	2-2	3.44	7	7	0	0	0	34.0	24	121	13	13	1	4	18	29	1	0	.198
2014	St. Lucie	6-10	3.97	19	19	0	0	0	95.1	112	392	52	42	7	8	31	86	6	0	.286
	Binghamton	0-1	16.20	1	1	0	0	0	3.1	6	16	6	6	1	0	3	1	0	0	.375
2015	St. Lucie	0-0	3.86	1	1	0	0	0	7.0	4	25	3	3	1	0	9	0	0	0	.160
	Binghamton	6-2	1.88	15	15	0	0	0	86.0	73	321	25	18	3	1	23	83	3	1	.227
	Erie	4-1	2.84	6	6	0	0	0	31.2	27	117	10	10	4	0	7	33	2	0	.231
2016	Toledo	1-1	4.11	3	3	0	0	0	15.1	16	62	8	7	3	1	5	20	0	0	.258
	DETROIT	11-7	3.06	26	26	1	1	0	159.0	136	590	57	54	16	9	42	132	1	1	231
2017	DETROIT	10-12	3.83	25	25	1	0	0	164.2	150	617	80	70	13	8	40	114	3	1	243
2018	Lakeland#	0-0	0.00	2	2	0	0	0	6.0	1	19	0	0	0	0	11	1	0	0	.053
	DETROIT	3-12	4.69	24	24	0	0	0	132.1	128	504	75	69	19	5	46	110	1	0	254
MINOR LEAGUE TOTALS		27-25	3.16	81	80	1	0	0	404.1	373	1548	165	142	26	22	130	396	22	1	241
MAJOR LEAGUE TOTALS		24-31	3.81	75	75	2	1	0	456.0	414	1711	212	193	48	22	128	356	5	2	242

TRANSACTIONS

- Selected by New York (NL) in the first round (44th overall) of the June 2011 draft
- On disabled list, August 28-September 13, 2012 (left shin contusion)
- On disabled list, April 4-July 6, 2013 (right knee lateral meniscus injury)
- On disabled list, August 24-September 24, 2013 (right shoulder strain)
- On disabled list, August 21-September 23, 2014 (right elbow bone spur)
- Acquired by the Tigers along with Luis Cessa from New York (NL) in exchange for Yoenis Céspedes on July 31, 2015
- On disabled list, August 3-14, 2017 (right elbow ulnar neuritis)
- On disabled list, July 20-August 24, 2018 (left oblique strain)
- On disabled list, September 21-October 29, 2018 (right lateral meniscus tear)

ALL-STAR GAME RECORD

Year	League/Site	W-L	ERA	G	GS	CG	SHO	SV	IP	H	AB	R	ER	HR	HB	BB	SO	WP	BK	AVG
2017	AL/Miami	did not pitch																		



MAJOR LEAGUE HITTING RECORD

	AVG	AB	R	H	2B	3B	HR	RBI	SH	SF	HBP	BB	SO
2018	.000	6	0	0	0	0	0	0	1	0	0	0	4
Career	.000	13	0	0	0	0	0	0	1	0	0	0	8

CAREER FIELDING

	G	TC	PO	A	E	DP	PCT
Pitcher	75	75	36	37	2	2	.973

CAREER HIGHS

- Longest Winning Streak:** 6 - May 10-June 12, 2016
- Longest Losing Streak:** 7 (twice) - last, June 20-September 15, 2018
- Strikeouts:** 11 - May 21, 2016 vs. Tampa Bay
- Walks:** 4 (five times) - last, September 3, 2018 at Chicago (AL)
- Innings (starter):** 9.0 - August 14, 2016 at Texas
- Low-Hit Game (CG):** 4 - August 14, 2016 at Texas

10-OR-MORE STRIKEOUT GAMES (2)

May 21, 2016 vs. Tampa Bay (11)

July 1, 2016 at Tampa Bay (10)



NON-ROSTER INVITEE

76 KYLE FUNKHOUSER

HT: 6-3 WT: 225 BT: R TH: R BORN: 3/16/1994 IN PALOS HEIGHTS, IL

RIGHTHANDED PITCHER

Opening Day Age: 25 Residence: Oak Forest, IL
 Major League Service: 0.000 Signed Through: 2019
 How Obtained: Selected by the Tigers in the fourth round of the June 2016 draft

SEASON HIGHLIGHTS

- Combined to make 19 starts between Double A Erie and Triple A Toledo in 2018.
- Named to the Eastern League Midseason All-Star Team.
- Allowed two earned runs-or-less in six consecutive starts from June 6-July 3, posting a 4-1 record with a 1.34 ERA (33.2IP/5ER) and 34 strikeouts.
- Sidelined from July 24-September 14 with a right toe fracture.

Split the 2017 season between Single A West Michigan and Single A Lakeland.

- Struck out a season-high 10 batters in his first start with Lakeland on May 21 vs. Clearwater.
- Made five starts between West Michigan and Lakeland in May, compiling a 2-1 record with a 1.65 ERA (27.1IP/5ER) and 39 strikeouts.
- Threw a 7.0-inning shutout on June 14 at Clearwater, scattering four hits and striking out three.
- Sidelined from June 15-September 8 with a right elbow strain.
- Ranked as the 11th-best prospect in the Tigers organization by *Baseball America* following the season.

Made his professional debut in 2016 with Single A Connecticut, starting 13 games.

- Posted a 0-1 record with a 1.88 ERA (14.1IP/3ER) and 17 strikeouts in five starts during August.
- Ranked as the fifth-best prospect in the Tigers organization by *Baseball America* following the season.

PERSONAL/MISCELLANEOUS

- Resides in Oak Forest, IL during the offseason.
- Recommended/signed by Harold Zonder for the Tigers.

KYLE JAMES FUNKHOUSER'S CAREER RECORD

Year	Club	W-L	ERA	G	GS	CG	SHO	SV	IP	H	AB	R	ER	HR	HB	BB	SO	WP	BK	AVG
2016	Connecticut	0-2	2.65	13	13	0	0	0	37.1	34	138	13	11	0	1	8	34	4	1	.246
2017	West Michigan	4-1	3.16	7	7	0	0	0	31.1	30	118	13	11	3	1	13	49	0	1	.254
	Lakeland	1-1	1.72	5	5	1	1	0	31.1	23	112	6	6	1	1	6	34	1	0	.205
2018	Erie	4-5	3.74	17	17	0	0	0	89.0	88	331	42	37	10	3	39	89	6	1	.266
	Toledo	0-2	6.23	2	2	0	0	0	8.2	8	31	6	6	0	0	10	7	0	0	.258
MINOR LEAGUE TOTALS		9-11	3.23	44	44	1	1	0	197.2	183	730	80	71	14	6	76	213	11	3	.251

TRANSACTIONS

- Selected by the Tigers in the fourth round of the June 2016 draft
- On disabled list, June 15-September 8, 2017 (right elbow strain)
- On disabled list, July 24-September 14, 2018 (right toe fracture)




50

REED GARRETT

HT: 6-2 WT: 180 BT: R TH: R BORN: 1/2/1993 IN RICHMOND, VA

RIGHTHANDED PITCHER

Opening Day Age: 26 Residence: Henrico, VA
 Major League Service: 0.000 Signed Through: 2019
 How Obtained: Selected by the Tigers from Texas in the Major League phase of the Rule 5 Draft on December 13, 2018

SEASON HIGHLIGHTS

Combined to make a career-high 51 appearances between Double A Frisco and Triple A Round Rock in **2018**.

- Selected to the Texas League Midseason and Postseason All-Star Teams.
- Posted 21 saves between Frisco and Round Rock, which were tied for the ninth most among all full-season Minor League pitchers.
- Struck out a season-high five batters in 2.0 shutout innings on May 15 at Midland.
- Named the Texas League Pitcher of the Week for the week ending July 15 after making four appearances and recording three saves with a 0.00 ERA (4.0IP/0ER), one hit allowed and five strikeouts.
- Pitched in 10 games for Round Rock in August, compiling a 1-0 record with five saves, a 0.84 ERA (10.2IP/1ER) and nine strikeouts.

Spent the entire **2017** season with Double A Frisco, making 44 appearances, including four starts.

- Ranked fourth among Texas Minor Leaguers with 10 saves.
- Began the season in the starting rotation before transitioning to the bullpen on May 1...went 1-3 with a 9.15 ERA (19.2IP/20ER) and 23 strikeouts as a starter, while he was 1-2 with 10 saves, a 3.31 ERA (49.0IP/18ER) and 47 strikeouts as a reliever.
- Compiled a 0.79 ERA (22.2IP/2ER) with 26 strikeouts over 20 games from July 4 through the end of the season.

Saw time at three different affiliates for the Rangers in **2016**, pitching in 29 games, including 18 starts, between Single A High Desert, Double A Frisco and Triple A Round Rock.

- Began the season with High Desert and had a 0-0 record with a 3.09 ERA (11.2IP/4ER) and nine strikeouts in six appearances, including one start, in April.
- Established season highs in innings pitched (6.0) and strikeouts (7) on August 5 at San Antonio...also threw 6.0 innings on August 17 vs. Springfield.
- Pitched for the Surprise Saguaros in the Arizona Fall League and had a 1-0 record with a 2.25 ERA (16.0IP/4ER) and 15 strikeouts.

Started 25 games between Single A Hickory and Single A High Desert in **2015**.

- Tied for the California League lead with two complete games...took the loss in a complete game on August 3 at Rancho Cucamonga, while he also went the distance on August 24 vs. Stockton.
- Allowed two runs-or-less over his final five starts with Hickory from April 24-May 21, posting a 3-2 record with a 2.22 ERA (28.1IP/7ER) and 24 strikeouts.
- Started six games during August and went 3-3 with a 3.26 ERA (38.2IP/14ER) and 25 strikeouts.

Tied for the team lead in wins with six as he completed his first professional season in **2014** with Single A Spokane.

- Closed the season by posting a 3-0 record with a 2.04 ERA (17.2IP/4ER) and 17 strikeouts over his final eight appearances from July 27-August 30.

PERSONAL/MISCELLANEOUS

- Resides in Henrico, VA during the offseason with his wife, Mary.
- Earned second team All-Big South honors as a junior at Virginia Military Institute...tossed a no-hitter with 13 strikeouts against Lafayette on February 21, **2014**.
- Participated in the Tigers Winter Caravan and TigerFest.


REED GLENN GARRETT'S CAREER RECORD

Year	Club	W-L	ERA	G	GS	CG	SHO	SV	IP	H	AB	R	ER	HR	HB	BB	SO	WP	BK	AVG
2014	Spokane	6-1	4.06	16	9	0	0	0	57.2	54	221	29	26	3	2	21	46	7	2	.244
2015	Hickory	3-3	3.47	7	7	1	0	0	36.1	30	127	15	14	2	0	15	26	1	0	.236
	High Desert	7-5	4.96	18	18	2	0	0	103.1	110	406	66	57	16	5	33	70	4	1	.271
2016	High Desert	1-0	10.13	2	2	0	0	0	10.2	14	45	12	12	3	0	5	6	0	0	.311
	Frisco	3-8	5.74	26	15	0	0	0	94.0	100	366	65	60	10	4	44	79	11	0	.273
	Round Rock	0-1	7.20	1	1	0	0	0	5.0	8	20	4	4	0	0	1	1	0	0	.400
2017	Frisco	2-5	4.98	44	4	0	0	10	68.2	69	260	41	38	10	3	31	70	5	2	.265
2018	Frisco	3-1	1.69	35	0	0	0	16	42.2	29	142	11	8	2	1	14	46	6	0	.204
	Round Rock	1-1	2.84	16	0	0	0	5	19.0	25	81	14	6	1	0	6	15	0	0	.309
MINOR LEAGUE TOTALS		26-25	4.63	165	56	3	0	31	437.1	439	1668	257	225	47	15	170	359	34	5	.263

TRANSACTIONS

- Selected by Texas in the 16th round of the June 2014 draft
- On temporarily inactive list, July 13-16, 2016
- Selected by the Tigers in the Major League phase of the Rule 5 Draft on December 13, 2018



28

NIKO GOODRUM

HT: 6-3 WT: 198 BT: S TH: R BORN: 2/28/1992 IN ATLANTA, GA

INFIELDER

Opening Day Age: 27 Residence: McDonough, GA

Major League Service: 1.031 Signed Through: 2019

How Obtained: Signed by the Tigers as a Minor League free agent on November 14, 2017

SEASON HIGHLIGHTS

Completed his first full season at the Major League level in **2018**, playing in 131 games.

- Finished the season tied for the lead among American League rookies with three games of four-or-more hits, while he ranked second with 48 extra-base hits, tied for second with 42 walks, third with 29 doubles and 12 stolen bases, fourth with 109 hits, fifth with 55 runs scored and 192 total bases, tied for sixth with 16 home runs, seventh with 53 RBI and tied for seventh with 22 multi-hit games.
- Posted 48 extra-base hits during the season, which were tied for the ninth-most by a rookie in franchise history and the most since Austin Jackson also had 48 extra-base hits in 2010.
- Hit 16 home runs in his rookie season, which were the most by a Tigers rookie since 2003 when Craig Monroe hit 23 and Eric Munson hit 18.
- Named Tigers Rookie of the Year by Detroit Sports Media.
- Hit the first home run of his Major League career on April 5 at Chicago (AL), a two-run shot in the ninth inning off Joakim Soria...also picked up his first Major League stolen base in the same game.
- Belted a pair of home runs for his first career multi-homer game and drove in a career-high five runs on May 14 vs. Cleveland.
- Established a career-high with four hits on July 1 at Toronto...also had four hits on July 7 vs. Texas and August 30 at New York (AL).
- Named the Tigers Player of the Month for July after hitting .286/.316/.505 with 11 runs scored, nine doubles, one triple, three home runs and nine RBI in 23 games.
- Finished the month of September hitting .313/.370/.433 with nine runs scored, three doubles, one triple, one home run and 10 RBI in 18 games.

Spent most of the **2017** season with Triple A Rochester...also saw the first Major League action of his career in September.

- Led Rochester in RBI (66), while he ranked second in games (127) and hits (122) and third in home runs (13).
- Drove in a season-high six RBI on August 19 at Louisville.
- Hit .303/.333/.468 with 19 runs scored, four doubles, one triple, four home runs and 20 RBI in 29 games during August.
- Made his Major League debut on September 2 vs. Kansas City as a defensive replacement at second base and went 0x2.
- Recorded his first Major League hit on September 12 vs. San Diego, an infield single off Cory Mazzoni.



2019 TIGERS

Limited to 55 games in **2016** due to two separate stints on the disabled list.

- Sidelined from April 7-June 23 with a right foot sprain.
- Sidelined from July 26-August 2 with a right hamstring strain.
- Named Southern League Player of the Week for the week ending September 4 after hitting .519/.552/.815 with five runs scored, three doubles, one triple, two home runs and eight RBI in eight games.
- Played in 29 games with Caribes de Anzoategui in the Venezuelan Winter League and hit .284/.354/.431 with 22 runs scored, eight doubles, three triples, one home run and eight RBI.

Split the **2015** season between Single A Fort Myers and Double A Chattanooga.

- Finished the season with 29 stolen bases, which was the third most in the Twins Minor League system.
- Drove in a season-high four runs on August 16 vs. Tennessee.

Spent the entire **2014** season with Single A Fort Myers, playing in 122 games.

- Led the Twins Minor League system with 35 stolen bases, while he was seventh with 58 walks.
- Went a perfect 4x4 with three RBI on April 28 vs. Bradenton.
- Hit .306/.366/.447 with 16 runs scored, six doubles, three triples and 15 RBI in 24 games during April.
- Ranked as the 29th-best prospect in the Twins organization and rated as possessing the best infield arm in the Florida State League by *Baseball America* following the season.

Played in 103 games with Single A Cedar Rapids in **2013**.

- Named to the Midwest League Midseason All-Star Team.
- Sidelined from June 3-16 with a concussion.
- Batted .319/.429/.447 with 13 runs scored, six doubles and eight RBI in 12 games during June.
- Collected a season-high four hits on July 17 at Lake County.
- Sidelined from August 22-30 with a groin strain.
- Ranked as the 26th-best prospect in the Twins organization by *Baseball America* following the season.

Saw time in 58 games with Rookie-level Elizabethton in **2012**.

- Led the Appalachian League with eight triples, while he tied for the league lead with 38 walks.
- Hit for the cycle on June 30 vs. Pulaski, going 4x5 with a season-high four RBI.
- Rated as the 26th-best prospect in the Twins organization by *Baseball America* following the season.

Spent the entire **2011** season with Rookie-level Elizabethton, playing in 59 games.

- Hit safely in 13-of-14 games from August 13-28...batted .412/.483/.569 with 14 runs scored, three doubles, one triple, one home run and 10 RBI.
- Ranked as the 19th-best prospect and rated as possessing the best infield arm in the Twins organization by *Baseball America* following the season.

Completed his first season of professional baseball in **2010**, appearing in 36 games with the GCL Twins.

- Ranked as the 19th-best prospect and rated as possessing the best infield arm in the Twins system by *Baseball America* following the season.

PERSONAL/MISCELLANEOUS

- Resides in McDonough, GA during the offseason.
- Purchased and distributed nearly 2,000 cases of water that were delivered to community partners in both Detroit and Flint; attended the Negro Leagues Weekend Legacy Luncheon; participated in the pregame ceremony prior to the annual Jackie Robinson Day, the Passing of the Bat pregame ceremony prior to the annual Negro Leagues Weekend, the annual Play Ball Weekend, the Tigers Winter Caravan and TigerFest.

CARTIER NIKO GOODRUM'S CAREER RECORD

Year	Club	AVG	G	AB	R	H	TB	2B	3B	HR	RBI	SH	SF	HB	BB	SO	SB	CS	OBP	SLG	E
2010	GCL Twins	.161	36	118	10	19	23	4	0	0	5	0	1	0	9	34	4	2	.219	.195	9
2011	Elizabethton	.275	59	204	39	56	78	10	3	2	20	0	1	4	21	56	8	1	.352	.382	25
2012	Elizabethton	.242	58	227	38	55	95	12	8	4	38	0	3	1	38	56	6	3	.349	.419	18
2013	Cedar Rapids	.260	103	385	62	100	142	22	4	4	45	4	2	4	60	105	20	4	.364	.369	27
2014	Fort Myers	.249	122	438	63	109	147	19	5	3	49	2	4	2	58	99	35	4	.337	.336	24
2015	Fort Myers	.220	53	205	24	45	70	11	1	4	19	0	1	2	32	59	11	5	.329	.341	14
	Chattanooga	.244	61	209	33	51	82	6	5	5	19	0	1	0	28	51	18	4	.332	.392	14
2016	Fort Myers	.280	6	25	3	7	14	4	0	1	5	0	0	0	1	7	1	0	.308	.560	1
	Chattanooga	.275	49	182	25	50	82	10	2	6	28	0	1	2	22	52	8	2	.357	.451	9
2017	Rochester	.265	127	461	71	122	196	25	5	13	66	1	5	2	30	119	11	7	.309	.425	11
	Minnesota	.059	11	17	1	1	1	0	0	0	0	0	0	0	1	10	0	0	.111	.059	0
2018	DETROIT	.245	131	444	55	109	192	29	3	16	53	0	2	4	42	132	12	4	.315	.432	16
	MINOR LEAGUE TOTALS	.250	674	2454	368	614	929	123	33	42	294	7	19	17	299	638	122	32	.333	.379	152
	DETROIT TOTALS	.245	131	444	55	109	192	29	3	16	53	0	2	4	42	132	12	4	.315	.432	16
	MAJOR LEAGUE TOTALS	.239	142	461	56	110	193	29	3	16	53	0	2	4	43	142	12	4	.308	.419	16

TRANSACTIONS

- Selected by Minnesota in the second round of the June 2010 draft
- On disabled list, June 3-16, 2013 (concussion)
- On disabled list, August 22-30, 2013 (groin strain)
- On disabled list, April 7-June 23, 2016 (right foot sprain)
- On disabled list, July 26-August 2, 2016 (right hamstring strain)
- Signed by the Tigers as a Minor League free agent on November 14, 2017

CAREER FIELDING

	G	TC	PO	A	E	DP	PCT
First Base	37	188	169	16	3	15	.984
Second Base	72	247	89	150	8	24	.968
Third Base	10	25	9	14	2	2	.920
Shortstop	12	27	9	16	2	4	.926
Outfield	20	37	36	0	1	0	.973

CAREER HIGHS

Hits: 4 (three times) - last, August 30, 2018 at New York (AL)

Home Runs: 2 - May 14, 2018 vs. Cleveland

RBI: 5 - May 14, 2018 vs. Cleveland

Stolen Bases: 1 (12 times) - last, September 9, 2018 vs. St. Louis

Hitting Streak: 8 (twice) - last, September 22-30, 2018

TWO HOME RUN GAMES (1)

May 14, 2018 vs. Cleveland



61

SHANE GREENE

HT: 6-4 WT: 197 BT: R TH: R BORN: 11/17/1988 IN CLERMONT, FL

RIGHTHANDED PITCHER

Opening Day Age: 30

Major League Service: 4.075

How Obtained: Acquired by the Tigers from the Yankees as part of a three-team deal with New York (AL) and Arizona on December 5, 2014.

Residence: Clermont, FL

Signed Through: 2019

SEASON HIGHLIGHTS

Completed his first full season as the team's closer in **2018**, pitching in 66 games.

- Became the eighth Tigers pitcher (14th instance overall) to record 30-or-more saves in a season, and the first since Francisco Rodríguez had 44 saves in 2016.
- Ranked tied for fourth in the American League with 32 saves, while he was ninth with an 84.2 save percentage.
- Picked up his first four-out save of the season on May 8 at Texas...added a second four-out save on August 18 at Minnesota.
- Made 15 appearances in May, posting a 1-0 record with nine saves, a 2.35 ERA (15.1IP/4ER) and 17 strikeouts...ranked third in the American League with nine saves in May.
- Earned the save on June 16 at Chicago (AL), tossing a perfect ninth inning...was his fourth save in as many days, becoming the first Tigers closer to accomplish that feat since Todd Jones did so from June 30-July 3, 2000...the last Major League closer to do so was Milwaukee's Jeremy Jeffress from July 28-31, 2016.
- Sideline from July 2-July 13 with a right shoulder strain.
- Notched his 30th save of the season on September 16 at Cleveland.

Appeared in a career-high 71 games with Detroit in **2017**.

- Ranked tied for sixth in the American League with 71 appearances.
- Allowed only nine of the 47 runners he inherited to score, finishing second in the American League with a 19.1 inherited runners scored percentage (min. 40 inherited runners).
- Recorded the 200th strikeout of his Major League career on April 30 vs. Chicago (AL), striking out Tyler Saladino in the seventh inning.
- Combined to pitch in 26 games in April/May and posted a 1-0 record with a 1.82 ERA (24.2IP/5ER) and 28 strikeouts.
- Named Tigers Pitcher of the Month for July after compiling a 1-0 record with a 0.00 ERA (10.2IP/0ER), giving up just five hits and striking out 12 over 13 appearances.
- Did not allow a run in a career-long 16.1 consecutive innings from July 1-August 12, a span that stretched 18 games.



2019 TIGERS

- Compiled a 3-1 record with one save, a 1.36 ERA (33.0IP/5ER) and 36 strikeouts in 33 games at Comerica Park...posted a 1-2 record with eight saves, a 3.89 ERA (34.2IP/15ER) and 37 strikeouts in 38 road outings.

Appeared in 50 games, including three starts, with the Tigers in **2016**.

- Inherited 20 runners during the season and did not allow any of them to score.
- Notched the first save of his Major League career with a perfect 11th inning on April 5 at Miami.
- Sidelined from April 25-June 4 with a right middle finger blister.
- Did not allow a run in 10-of-11 appearances from July 1-26 -- compiled a 0.93 ERA (9.2IP/1ER) with five hits allowed, two walks and 10 strikeouts during the stretch.

Made an Opening Day roster for the first time in his career with the Tigers in **2015** -- split the season between Detroit and Triple A Toledo.

- Became the first Tigers pitcher to start a season with three starts of 7.0-or-more innings, while allowing one-or-fewer earned runs, since Jack Morris in 1984 -- through his first three starts, had a 3-0 record with a 0.39 ERA (23.0IP/1ER), 12 hits allowed and 11 strikeouts.
- Sidelined from August 9-October 5 with a right hand vascular condition.
- Underwent season-ending surgery for a pseudoaneurysm on August 27...the surgery was performed by Dr. Greg Pearl in Dallas, TX.

Appeared in 15 games (14 starts) during four separate stints with the Yankees in **2014**.

- Averaged 9.27 strikeouts per nine innings -- the fourth-best mark among Major League rookies (min. 75.0IP).
- Recalled from Triple A Scranton/Wilkes-Barre by the Yankees on April 24 and made his Major League debut that night at Boston -- allowed three runs (zero earned runs), while walking three and fanning one in 0.1 innings of work.
- Recalled from Scranton/Wilkes-Barre by the Yankees for the remainder of the season on July 7 and made his first career start that same night at Cleveland -- earned his first Major League win by allowing two runs on four hits over 6.0 innings of work.
- According to the Elias Sports Bureau, Greene became the first pitcher in Yankees franchise history to earn a win in his first start, while tossing at least 6.0 innings and allowing four-or-fewer hits without walking a batter.
- Earned his second straight victory on July 12 at Baltimore by throwing 7.1 scoreless innings, allowing four hits -- according to the Elias Sports Bureau, he became the first Yankees pitcher to toss at least 6.0 innings, while allowing four-or-fewer hits in each of their first two starts.
- Fanned a season-high 10 batters on August 16 at Tampa Bay -- walked only one batter in the outing to become one of only five rookies in Yankees franchise history to fan at least 10 while issuing one-or-fewer walks.

Named to the Florida State League Midseason All-Star squad as he split the **2013** season between Single A Tampa and Double A Trenton.

- Selected a MiLB.com Organizational All-Star following the season.
- Assigned to Single A Tampa to begin the season.
- Sidelined July 6-14 with a right middle finger blister.
- Named the Yankees 16th-best prospect by *Baseball America* following the season.

Spent the entire **2012** season with Single A Tampa, appearing in 24 games.

- Named the Florida State League Pitcher of the Week for the week ending June 10 -- did not allow a run in 7.0 innings pitched in his start on June 9 vs. Daytona.

Pitched in 27 games in **2011** as he spent the entire season with Single A Charleston.

- Finished second among all Yankees Minor Leaguers with 128 strikeouts on the season.
- Sidelined July 13-24 with a right middle finger laceration.

Completed his second season of professional baseball in **2010**, splitting the season between Single A Staten Island and Single A Charleston.

Selected by the Yankees in the 15th round of the June **2009** draft and made his professional debut with the GCL Yankees.

PERSONAL/MISCELLANEOUS

- Resides in Clermont, FL during the offseason.
- Participates in the Detroit Tigers Autographed Memorabilia Donation and the Dreams Come True programs; donated funds to purchase art supplies for the art therapy program at Children's Hospital of Michigan; attended Keeping Kids in the Game; participated in the Wayne State Youth Baseball Camp and the Tigers Winter Caravan.
- Attended East Ridge High School in Clermont, FL.
- Went to the University of West Florida before transferring to Daytona State College.



SHANE GREENE'S CAREER RECORD

Year	Club	W-L	ERA	G	GS	CG	SHO	SV	IP	H	AB	R	ER	HR	HB	BB	SO	WP	BK	AVG
2009	GCL Yankees	1-2	5.87	13	0	0	0	0	23.0	30	101	19	15	2	5	6	20	4	0	.289
2010	Staten Island	2-6	4.59	10	10	0	0	0	49.0	57	197	28	25	1	7	21	44	3	0	.289
	Charleston	0-2	4.58	4	4	0	0	0	19.2	14	68	10	10	1	5	8	22	1	0	.206
2011	Charleston	5-14	4.37	27	27	0	0	0	138.0	141	533	88	67	9	10	68	128	14	0	.265
2012	Tampa	4-7	5.22	24	23	0	0	0	112.0	113	426	80	65	5	10	63	101	9	1	.265
2013	Tampa	4-6	3.60	13	13	0	0	0	75.0	83	297	36	30	4	3	10	69	2	0	.279
	Trenton	8-4	3.18	14	13	1	1	0	79.1	92	318	35	28	6	7	20	68	1	2	.289
2014	Scranton/Wilkes-Barre	5-2	4.61	15	13	0	0	0	66.1	79	268	39	34	3	0	26	57	3	1	.295
	New York (AL)	5-4	3.78	15	14	0	0	0	78.2	81	309	38	33	8	6	29	81	1	0	.262
2015	Toledo	1-1	3.86	7	7	0	0	0	35.0	37	136	15	15	2	3	11	21	1	0	.272
	DETROIT	4-8	6.88	18	16	0	0	0	83.2	103	334	67	64	13	6	27	50	1	0	.308
2016	West Michigan#	0-0	0.00	1	1	0	0	0	3.0	2	11	0	0	0	0	1	5	0	0	.182
	Toledo#	0-0	1.13	2	2	0	0	0	8.0	9	33	1	1	1	0	0	12	0	0	.273
	DETROIT	5-4	5.82	50	3	0	0	2	60.1	518	226	39	39	3	4	22	59	0	0	.257
2017	DETROIT	4-3	2.66	71	0	0	0	9	67.2	50	244	21	20	6	4	34	73	1	0	.205
2018	DETROIT	4-6	5.12	66	0	0	0	32	63.1	68	254	39	36	12	3	19	65	3	0	.268
MINOR LEAGUE TOTALS		30-44	4.29	130	113	1	1	0	608.1	657	2388	351	290	34	50	234	547	38	4	.275
DETROIT TOTALS		17-21	5.20	205	19	0	0	43	275.0	279	1058	166	159	34	17	102	247	5	0	.264
MAJOR LEAGUE TOTALS		22-25	4.89	220	33	0	0	43	353.2	360	1367	204	192	42	23	131	328	6	0	.263

TRANSACTIONS

- Selected by New York (AL) in the ninth round of the June 2009 draft
- On disabled list, July 13-24, 2011 (right middle finger laceration)
- On disabled list, July 6-14, 2013 (right middle finger blister)
- Acquired by the Tigers from New York (AL) as part of a three-team deal. The Tigers traded Robbie Ray and Domingo Leyba to Arizona, and Arizona sent Didi Gregorius to New York (AL)
- On disabled list, August 9-October 5, 2015 (right hand vascular condition)
- On disabled list, April 25-June 4, 2016 (right middle finger blister)
- On disabled list, July 2-13, 2018 (right shoulder strain)

MAJOR LEAGUE HITTING RECORD

	AVG	AB	R	H	2B	3B	HR	RBI	SH	SF	HBP	BB	SO
2018	.000	0	0	0	0	0	0	0	0	0	0	0	0
Career	.000	7	0	0	0	0	0	0	0	0	0	0	5

CAREER FIELDING

	G	TC	PO	A	E	DP	PCT
Pitcher	220	51	15	27	9	3	.824

CAREER HIGHS

- Longest Winning Streak:** 3 (twice) - last, September 12, 2016-May 24, 2017
- Longest Losing Streak:** 6 - May 25-July 26, 2015
- Strikeouts:** 10 - August 16, 2014 at Tampa Bay
- Walks:** 4 (three times) - last, April 19, 2016 at Kansas City
- Innings (starter):** 8.0 (four times) - last, May 10, 2015 vs. Kansas City
- Innings (reliever):** 2.0 (four times) - last, May 16, 2017 vs. Baltimore

ID-OR-MORE STRIKEOUT GAMES (1)

August 16, 2014 at Tampa Bay (10)

DETROIT TIGERS CLUB PRESIDENTS

President	Years
James D. Burns	1901
Samuel F. Angus	1902-03
William H. Yawkey	1904-07
Frank J. Navin	1908-35
Walter O. Briggs Sr.	1936-52
Walter O. Briggs Jr.	1952-56
Frederick A. Knorr	1957
Harvey R. Hansen	1957-59
William O. DeWitt	1959-60
John E. Fetzer	1961-78
James A. Campbell	1978-90
Glenn E. "Bo" Schembechler	1990-92
Michael Ilitch	1992-95
John McHale Jr.	1995-2001
Michael Ilitch	2001
David Dombrowski	2001-15




17

GRAYSON
GREINER

HT: 6-6 WT: 239 BT: R TH: R BORN: 10/11/1992 IN COLUMBIA, SC

CATCHER

Opening Day Age: 26
Major League Service: 0.102
How Obtained: Selected by the Tigers in the third round of the June 2014 draft

Residence: Columbia, SC
Signed Through: 2019

SEASON HIGHLIGHTS

Saw the first Major League action of his career in **2018**, appearing in 30 games with the Tigers...also played in 46 games with Triple A Toledo.

- Reached base in all five plate appearances on April 18 vs. Durham, going 4x4 with a double, a RBI and a walk.
- Made his Major League debut on May 5 at Kansas City and recorded a hit in his first at-bat, a single to left field off of Jakob Junis...became the first Tigers player to record a hit in the first at-bat of his first career game since Steven Moya on September 1, 2014 at Cleveland.
- Recorded his first two Major League RBI in the first game of the doubleheader on May 12 vs. Seattle.
- Hit safely in the first four games of his Major League career...became the first Tiger to begin his career with a hit in each of their first four Major League games since Quintin Berry hit safely in his first six games in 2012.
- Drove in a career-high three runs on September 4 at Chicago (AL).

Spent most of the **2017** season at Double A Erie, playing in 98 games for the SeaWolves.

- Ranked fourth among Eastern League catchers with a 37.2 (29-of-78) caught stealing percentage.
- Belted a pair of home runs and drove in a season-high six runs on June 14 vs. Binghamton...also hit two homers on August 18 at Bowie.
- Sidelined from June 28-July 13 with a left thumb sprain.
- Finished the month of July batting .327/.404/.612 with seven runs scored, five doubles, three home runs and seven RBI in 16 games.

Played in 81 games between Single A Lakeland, Double A Erie and Triple A Toledo in **2016**.

- Selected to the Florida State League Midseason All-Star Team.
- Named the Tigers Minor League Player of the Month for August after batting .373/.392/.667 with 12 runs scored, five doubles, one triple, five home runs and 12 RBI in 19 games.
- Played with the Salt River Rafters in the Arizona Fall League following the season, hitting .205/.286/.364 with seven runs scored, four doubles, one home run and six RBI in 12 games.
- Ranked as the 20th-best prospect in the Tigers organization by *Baseball America* following the season.

Spent the entire **2015** season with Single A Lakeland, playing in 89 games.

- Hit his first home run of the season on May 7 at Dunedin -- also homered on May 23 vs. Bradenton and June 27 vs. Jupiter.
- Sidelined from June 11-22 with a concussion.
- Finished the month of June hitting .316/.395/.447 with five runs scored, two doubles, one home run and five RBI in 12 games.

Selected by the Tigers in the third round of the June **2014** draft and made his professional debut with Single A West Michigan.

- Compiled a nine-game hitting streak from June 21-July 3 -- hit .417/.432/.639 with six runs scored, two doubles, two home runs and seven RBI.
- Sidelined July 30-September 18 with a left wrist sprain.
- Rated as the 24th-best prospect in the Tigers organization by *Baseball America* following the season.

PERSONAL/MISCELLANEOUS

- Resides in Columbia, SC during the offseason with his wife, Madison, and son, Hudson.
- Participates in the Dreams Come True program; visited patients at the Detroit VA Medical Center; participated in the Tigers Winter Caravan and TigerFest.
- Attended the University of South Carolina from **2012-14**...selected as a semifinalist for the Johnny Bench



Award during his senior season...also named to the SEC All-Defensive Team...named to the **2013 USA Baseball Collegiate National Team** and earned second team All-SEC honors...selected to the *Collegiate Baseball Freshman All-America Team*, SEC All-Freshman Team and **2012 USA Baseball Collegiate National Team** in his first year at South Carolina.

- Recommended/signed by Grant Brittain for the Tigers.

GRAYSON JAMES GREINER'S CAREER RECORD

Year	Club	AVG	G	AB	R	H	TB	2B	3B	HR	RBI	SH	SF	HB	BB	SO	SB	CS	OBP	SLG	E
2014	West Michigan	.322	26	90	11	29	40	5	0	2	16	0	2	1	11	18	0	0	.394	.444	2
2015	Lakeland	.183	89	312	24	57	78	12	0	3	21	1	0	3	27	90	0	0	.254	.250	8
2016	Lakeland	.312	31	109	14	34	40	6	0	0	12	1	0	1	12	26	0	0	.385	.367	3
	Erie	.288	59	208	20	60	96	9	3	7	30	0	5	2	10	55	1	0	.320	.462	0
	Toledo	.000	1	4	0	0	0	0	0	0	0	0	0	0	0	2	0	0	.000	.000	0
2017	Erie	.241	98	328	34	79	143	20	1	14	42	0	2	3	38	72	0	0	.323	.436	6
	Toledo	.143	5	14	0	2	3	1	0	0	2	0	1	0	2	3	0	0	.235	.214	0
2018	Toledo	.266	46	158	12	42	64	8	1	4	23	0	1	0	21	42	0	0	.350	.405	1
	DETROIT	.219	30	96	9	21	27	6	0	0	12	0	3	0	17	32	0	1	.328	.281	1
MINOR LEAGUE TOTALS		.248	355	1223	115	303	464	61	5	30	146	2	11	10	121	308	1	0	.318	.379	20
MAJOR LEAGUE TOTALS		.219	30	96	9	21	27	6	0	0	12	0	3	0	17	32	0	1	.328	.281	1

TRANSACTIONS

- Selected by the Tigers in the third round of the June 2014 draft
- On disabled list, July 30-September 18, 2014 (left wrist sprain)
- On disabled list, June 11-22, 2015 (concussion)
- On disabled list, June 28-July 13, 2017 (left thumb sprain)

CAREER FIELDING

	G	TC	PO	A	E	DP	PCT
Catcher	30	251	238	12	1	1	.996

IN-DEPTH CATCHING STATISTICS

Year	G	SB	CS	CS%	CERA	PB	CPKO
2018	30	17	2	10.5	4.34	3	0
Totals	30	17	2	10.5	4.34	3	0

CAREER HIGHS

- Hits:** 2 (three times) - last, September 4, 2018 at Chicago (AL)
- Home Runs:** No Major League home runs
- RBI:** 3 - September 4, 2018 at Chicago (AL)
- Stolen Bases:** No Major League stolen bases
- Hitting Streak:** 4 - May 6-16, 2018



64

MATT HALL

HT: 6-0 WT: 199 BT: L TH: L BORN: 7/23/1993 IN INDEPENDENCE, MO

LEFTHANDED PITCHER

Opening Day Age: 25 Residence: Lee's Summit, MO

Major League Service: 0.020 Signed Through: 2019

How Obtained: Selected by the Tigers in the sixth round of the June 2015 draft

SEASON HIGHLIGHTS

Named the Tigers Minor League Pitcher of the Year in **2018** after combining to pitch in 37 games, including 14 starts, between Double A Erie and Triple A Toledo...also saw the first Major League action of his career pitching in five games.

- Selected a Tigers Organizational All-Star by MiLB.com.
- Led Detroit's player development system with a 2.13 ERA (minimum 0.8 innings pitched per team game), and ranked second in strikeouts with 135.
- Named Eastern League Pitcher of the Week for the week ending July 8 after going 2-0 and making two scoreless starts, striking out 18 over 12.1 innings pitched and walking just two batters.
- Over his final 10 outings, including four starts, with Double A Erie, he went 4-0 with a 0.28 ERA (32.2IP/1ER) and 42 strikeouts.
- Had a season-high 10 strikeouts with Erie on July 7 at Binghamton...also struck out 10 batters on July 20 with Toledo vs. Lehigh Valley.



2019 TIGERS

- Made his Major League debut on September 15 at Cleveland, pitching 1.0 inning...recorded the first strikeout of his Major League career on September 19 vs. Minnesota, punching out Tyler Austin.
- Rated as possessing the best curveball in the Tigers system by *Baseball America* following the season.

Spent most of the **2017** season with Single A Lakeland, appearing in 19 games, including 18 starts...also made six starts with Double A Erie.

- Named to the Florida State League Postseason All-Star Team and to *Baseball America's* High Class A All-Star Team.
- Selected the Florida State League Pitcher of the Month for June, posting a 3-0 record with a 0.00 ERA (25.2IP/0ER) and 31 strikeouts in four appearances, including three starts...allowed just 15 hits during the month, limiting opponents to a .169 (15x89) batting average.
- Tabled the Florida State League Pitcher of the Week for the week ending July 2 after tossing 8.1 shutout innings with two hits allowed and 11 strikeouts on June 28 at Daytona.
- Did not allow an earned run over seven consecutive appearances from May 28-July 8, throwing 43.0 innings and giving up 26 hits with 41 strikeouts.
- Gave up two earned runs-or-less over his final five starts of the season with Double A Erie, compiling a 1-0 record with a 2.40 ERA (30.0IP/8ER) and 32 strikeouts.

Split the **2016** season between Single A West Michigan and Single A Lakeland, combining to make 24 appearances, including 23 starts.

- Selected to the Midwest League Midseason All-Star Team.
- Began the season by allowing one run-or-less in 11 straight starts from April 9-June 13, going 8-0 with a 1.09 ERA (66.1IP/8ER) and 72 strikeouts.
- Made five appearances, including four starts, with Lakeland in July, posting a 2-0 record with a 2.38 ERA (22.2IP/6ER) and 20 strikeouts.
- Ranked as the 28th-best prospect in the Tigers organization by *Baseball America* following the season.

Completed his first season of professional baseball in **2015**, making 11 starts between the GCL Tigers and Single A Connecticut.

- Started four games for Connecticut in August, compiling a 0-1 record with a 2.25 ERA (12.0IP/3ER) and 14 strikeouts.

PERSONAL/MISCELLANEOUS

- Resides in Lee's Summit, MO during the offseason.
- Participated in the Tigers Winter Caravan and TigerFest.
- Recommended/signed by Marty Miller for the Tigers.

MATTHEW THOMAS HALL'S CAREER RECORD

Year	Club	W-L	ERA	G	GS	CG	SHO	SV	IP	H	AB	R	ER	HR	HB	BB	SO	WP	BK	AVG
2015	GCL Tigers	0-0	3.00	1	1	0	0	0	3.0	4	13	1	1	0	0	1	4	1	0	.308
	Connecticut	0-1	2.90	10	10	0	0	0	31.0	29	118	11	10	3	0	7	30	3	0	.246
2016	West Michigan	8-0	1.09	12	12	0	0	0	66.1	49	242	10	8	0	2	21	72	2	0	.202
	Lakeland	3-2	4.15	12	11	1	0	0	60.2	61	231	34	28	6	2	28	54	1	0	.264
2017	Lakeland	7-6	2.44	19	18	0	0	0	103.1	98	392	34	28	4	1	38	110	8	0	.250
	Erie	1-0	3.09	6	6	0	0	0	35.0	30	134	16	12	2	1	21	39	0	0	.224
2018	Erie	5-2	1.58	27	4	0	0	0	57.0	33	200	16	10	1	3	25	76	1	0	.165
	Toledo	4-0	2.67	10	10	0	0	0	57.1	46	210	18	17	1	1	20	59	0	0	.219
DETROIT		0-0	14.63	5	0	0	0	0	8.0	19	42	16	13	1	1	3	5	2	0	.452
MINOR LEAGUE TOTALS		28-11	2.48	97	72	1	0	0	413.2	350	1540	140	114	17	10	161	444	16	0	.227
MAJOR LEAGUE TOTALS		0-0	14.63	5	0	0	0	0	8.0	19	42	16	13	1	1	3	5	2	0	.452

TRANSACTIONS

- Selected by the Tigers in the sixth round of the June 2015 draft

CAREER FIELDING

	G	TC	PO	A	E	DP	PCT
Pitcher	5	2	0	2	0	0	1.000

CAREER HIGHS

- Longest Winning Streak:** No Major League Wins
- Longest Losing Streak:** No Major League Losses
- Strikeouts:** 2 (twice) - last, September 23, 2018 vs. Kansas City
- Walks:** 1 (three times) - last, September 27, 2018 at Minnesota
- Innings (relief):** 2.2 - September 19, 2018 vs. Minnesota



36

BLAINE
HARDY

HT: 6-2 WT: 218 BT: L TH: L BORN: 3/14/1987 IN SEATTLE, WA

LEFTHANDED PITCHER

Opening Day Age: 32

Residence: Edmonds, WA

Major League Service: 3.108

Signed Through: 2019

How Obtained: Signed by the Tigers as a Minor League free agent on April 2, 2013

SEASON HIGHLIGHTS

Spent most of the **2018** season with the Tigers, appearing in 30 games, including 13 as a starter...also pitched in nine games, including four starts, with Triple A Toledo.

- Made the first 13 starts of his Major League career in 2018 and went 4-4 with a 4.26 ERA (67.2IP/32ER) and 47 strikeouts...had an 0-1 record with one save, a 0.98 ERA (18.1IP/2ER) and 19 strikeouts in 17 relief appearances.
- Named the Tigers Minor League Pitcher of the Month for April, appearing in seven games, including four starts, with Toledo and going 3-0 with a 0.74 ERA (24.1IP/2ER) and 30 strikeouts.
- Earned his first victory as a starter on May 27 vs. Chicago (AL), throwing a season-high 7.0 innings and allowing one run on six strikeouts.
- Recorded the first save of his Major League career on July 2 at Toronto, tossing a perfect 10th inning and striking out one.
- Sidelined from August 15-31 with left elbow tendinitis.
- Finished the season by not allowing a run in seven appearances in September, throwing 7.2 scoreless innings with eight strikeouts.

Completed his fourth season with the Tigers in **2017**, appearing in 35 games.

- Picked up his only win of the season on April 22 at Minnesota, giving up a run on three hits with one strikeout in 1.1 innings.
- Recorded nine consecutive scoreless appearances with Triple A Toledo from June 22-July 23, a stretch that spanned 9.0 innings.
- Appeared in 14 games with Toledo in August and had a 1-0 record with three saves, a 1.88 ERA (14.1IP/3ER) and 17 strikeouts.

Split the **2016** season between the Tigers and Triple A Toledo.

- Placed on the 15-day disabled list on April 2, retroactive to March 25, with a left shoulder impingement.
- Did not allow an earned run in nine-of-10 appearances with the Tigers from April 23-June 15 -- posted a 0.93 ERA (9.2IP/1ER) with five strikeouts.
- Tossed a scoreless outing in 12 of his first 13 appearances with Toledo from April 14-June 24, compiling a 0.77 ERA (11.2IP/1ER).

Spent most of the **2015** season with the Tigers, appearing in 70 games.

- Ranked tied for ninth in the American League with 70 appearances, while he was also tied for ninth among American League relievers with five wins.
- Put together a stretch of 11 consecutive scoreless outings from April 26-May 20 -- gave up just five hits, two walks and struck out nine batters in 9.0 innings.

Saw his first Major League action with the Tigers in **2014**, as he split the season between Detroit and Triple A Toledo.

- Finished the season ranked seventh among all American League rookie relievers with a 2.54 ERA (min 30.0 IP).
- Made his Major League debut on June 16 vs. Kansas City -- tossed 2.0 scoreless innings out of the bullpen, allowing just one hit...became the 18th reliever in franchise history to toss 2.0-or-more innings without allowing a run in their Major League debut.
- Earned his first Major League win on June 30 vs. Oakland.
- Compiled a 0.93 ERA (9.2IP/1ER) and nine strikeouts during the month of July -- limited opponents to a .282 (11x34) batting average.



2019 TIGERS

Split the **2013** season between Double A Erie and Triple A Toledo in his first season with the Tigers organization.

- Named the Tigers Minor League Pitcher of the Month for August after posting a 2-1 record with a 1.67 ERA (37.2IP/7ER) and 28 strikeouts in six starts.
- Appeared in eight games (two starts) with Mesa in the Arizona Fall League, compiling a 2-0 record with a 3.38 ERA (16.0IP/6ER) and 16 strikeouts.

Split the **2012** season between Double A Northwest Arkansas and Triple A Omaha in the Kansas City Royals organization.

- Posted a 3-0 record, a 1.96 ERA (18.1IP/4ER) and 14 strikeouts in seven appearances during June.
- Played in nine games for Bravos de Margarita in the Venezuelan Winter League -- compiled a 0-1 record with a 6.00 ERA (6.0IP/4ER) and seven strikeouts.

Ranked ninth in the Texas League in saves in **2011** as he split the season between Double A Northwest Arkansas and Triple A Omaha.

- Did not allow a run in seven consecutive appearances (13.1IP) with Omaha from August 2-22.

Spilt the **2010** season between Double A Northwest Arkansas and Triple A Omaha.

- Did not allow a run in 11-of-12 appearances out of the bullpen for the Naturals, compiling a 1-0 record, a 0.69 ERA (26.0IP/2ER), four saves and 16 strikeouts before having his contract transferred to Omaha on May 25.
- Posted an 11.1 inning scoreless streak over seven appearances to begin his tenure with Omaha.
- Transitioned from reliever to starting pitcher on July 23 -- made eight starts with Omaha, compiling a 1-2 record with a 5.00 ERA (36.0IP/20ER) and 19 strikeouts.

Spent the entire **2009** season with Single A Burlington.

- Finished third in the Midwest League among relievers with 1.61 walks per nine innings while he was fourth with a .186 (71x330) opponents batting average.

Selected by the Royals in the 22nd round of the June **2008** draft and appeared in 21 games with Rookie League Idaho Falls.

- Ranked tied for ninth in the Pioneer League with four saves.

PERSONAL/MISCELLANEOUS

- Resides in Edmonds, WA during the offseason with his wife, Nicky, and their son, Griffin.
- Participates in the Autographed Memorabilia Donation program and Gloves for Kids; attended Keeping Kids in the Game and the annual Ilitch Charities Celebrity Golf Classic; participated in the Tigers Winter Caravan and TigerFest.
- Graduated from Edmonds Woodway High School (WA) in **2005**.
- Began his college career at the University of Portland, appearing in 15 games for the Pilots...transferred to Bellevue (WA) Community College, and later to Lewis-Clark State College where he went 8-1 with a 2.48 ERA to help the Warriors win the **2008** NAIA National Championship.

BLAINE PATRICK HARDY'S CAREER RECORD

Year	Club	W-L	ERA	G	GS	CG	SHO	SV	IP	H	AB	R	ER	HR	HB	BB	SO	WP	BK	AVG
2008	Idaho Falls	1-0	4.15	21	0	0	0	4	34.2	34	133	18	16	5	0	8	34	1	0	.256
2009	Burlington	4-4	2.05	36	3	0	0	9	92.1	71	330	26	21	3	7	17	94	4	0	.215
2010	NW Arkansas	1-0	0.69	12	0	0	0	4	26.0	11	86	2	2	0	1	8	16	0	0	.128
	Omaha	3-4	3.49	28	8	0	0	3	67.0	65	255	30	26	9	1	21	48	2	0	.255
2011	NW Arkansas	2-1	1.59	19	0	0	0	8	39.2	28	144	11	7	2	2	16	41	6	0	.194
	Omaha	2-3	7.14	23	0	0	0	0	29.0	38	125	25	23	7	1	19	23	0	0	.304
2012	NW Arkansas	1-2	2.61	10	0	0	0	3	20.2	17	74	8	6	3	2	9	13	4	0	.230
	Omaha	3-2	3.79	30	0	0	0	1	54.2	68	214	24	23	6	0	22	45	1	0	.318
2013	Erie	2-2	1.63	16	0	0	0	1	27.2	16	94	8	5	1	0	12	26	1	0	.170
	Toledo	6-1	1.69	14	9	1	1	0	64.0	46	232	12	12	7	2	19	53	0	0	.198
2014	Toledo	3-2	2.68	20	6	0	0	0	47.0	35	168	14	14	2	1	13	53	1	0	.208
	DETROIT	2-1	2.54	38	0	0	0	0	39.0	34	143	12	11	1	1	20	31	1	0	.238
2015	DETROIT	5-3	3.08	70	0	0	0	0	61.1	61	235	23	21	2	1	22	55	5	0	.260
2016	Lakeland#	0-0	6.00	2	2	0	0	0	3.0	2	12	2	2	0	1	1	6	1	0	.167
	Toledo	1-0	1.72	32	0	0	0	1	31.1	20	107	6	6	1	1	5	19	1	0	.187
	DETROIT	1-0	3.51	21	0	0	0	0	25.2	25	99	11	10	2	0	12	20	1	0	.253
2017	Toledo	7-3	3.10	34	2	0	0	3	40.2	32	145	14	14	0	5	45	3	0	0	.221
	DETROIT	1-0	5.94	35	0	0	0	0	33.1	46	139	24	22	7	0	13	28	1	0	.331
2018	Toledo	3-0	1.03	9	4	0	0	0	26.1	14	90	3	3	0	0	4	34	1	0	.156
	DETROIT	4-5	3.56	30	13	0	0	1	86.0	79	322	37	34	10	2	22	66	2	0	.245
MINOR LEAGUE TOTALS		39-23	2.68	306	34	1	1	37	604.0	497	2209	203	180	47	19	179	550	26	0	.225
MAJOR LEAGUE TOTALS		13-9	3.60	194	0	0	0	1	245.1	245	938	107	98	22	4	89	200	10	0	.261



TRANSACTIONS

- Selected by Kansas City in the 22nd round of the June 2008 draft
- Signed by the Tigers as a Minor League free agent on April 2, 2013
- On temporarily inactive list, April 4-29, 2013
- On disabled list, March 25-April 18, 2016 (left shoulder impingement)
- On disabled list, August 15-31, 2018 (left elbow tendinitis)

MAJOR LEAGUE HITTING RECORD

	AVG	AB	R	H	2B	3B	HR	RBI	SH	SF	HBP	BB	SO
2018	.000	0	0	0	0	0	0	0	0	0	0	0	0
Career	.000	1	0	0	0	0	0	0	0	0	0	0	0

CAREER FIELDING

	G	TC	PO	A	E	DP	PCT
Pitcher	194	47	14	32	1	2	.979

CAREER HIGHS

Longest Winning Streak: 5 - September 22, 2015-June 1, 2018

Longest Losing Streak: 2 (twice) - last, August 8-14, 2018

Strikeouts: 6 (twice) - last, August 3, 2018 at Oakland

Walks: 4 - June 1, 2018 vs. Toronto

Innings (starter): 7.0 (twice) - last, August 3, 2018 at Oakland

Innings (reliever): 3.1 - September 15, 2016 vs. Minnesota



55

JOHN HICKS

HT: 6-2 WT: 230 BT: R TH: R BORN: 8/31/1989 IN RICHMOND, VA

CATCHER

Opening Day Age: 29 Residence: Goochland, VA

Major League Service: 2.001 Signed Through: 2019

How Obtained: Claimed off waivers by the Tigers from Minnesota on April 23, 2016

SEASON HIGHLIGHTS

Spent the entire **2018** season with the Tigers, appearing in 81 games.

- Recorded his first career walk-off hit with a safety squeeze bunt single in the 12th inning on May 2 vs. Tampa Bay.
- Played in 27 games during May, hitting .304/.345/.451 with 15 runs scored, six doubles, three home runs and 14 RBI.
- Sidelined from August 7-October 29 with a right groin strain.

Combined to play in 112 games in **2017** between Detroit and Triple A Toledo.

- Hit his first Major League home run and drove in a career-high five runs on April 23 at Minnesota.
- Played in 17 games between Toledo and Detroit during the month of April, hitting .424 (25x59) with four doubles, a triple, two home runs and 19 RBI.
- Had a career-long, nine-game hitting streak from April 22-May 27...hit .371/.389/.629 with seven runs scored, three doubles, two home runs and nine RBI.
- Finished the month of August batting .340/.419/.509 with 10 runs scored, six doubles, one home run and six RBI in 21 games.
- Notched his first career multi-home run game on September 5 vs. Kansas City.

Began the **2016** season in the Minnesota Twins organization before being claimed off waivers by the Tigers on April 23.

- Selected as an Organizational All-Star by MiLB.com.
- Hit safely in 11 straight games with Double A Erie from April 24-May 13 -- batted .450/.476/.600 with six runs scored, one double, one triple, one home run and three RBI.
- Finished the month of June hitting .329/.382/.643 with 14 runs scored, 10 doubles, four home runs and 21 RBI in 22 games with Triple A Toledo.
- Had a 12-game hitting streak from July 17-August 1...hit .326/.367/.435 with five runs scored, five doubles and seven RBI.
- Hit .328/.384/.388 with eight runs scored, four doubles and four RBI in 19 games during August.
- Recorded his first hit with the Tigers with a double in the eighth inning on September 10 vs. Baltimore.



Saw his first action at the Major League level in **2015**, appearing in 17 games with Seattle.

- Named an Organizational All-Star by MiLB.com.
- Finished the month of July hitting .345/.393/.436 with 10 runs scored, two doubles, one home run and seven RBI in 15 games with Triple A Tacoma.
- Made his Major League debut on August 29 at Chicago (AL), entering as a defensive replacement at third base.
- Picked up the first hit of his Major League career on August 30 at Chicago (AL), singling off José Quintana.
- Recorded his first career Major League RBI on September 12 vs. Colorado on a sacrifice bunt.

Split the **2014** season between Double A Jackson and Triple A Tacoma, combining to play in 81 games.

- Hit safely in 11 straight games with Jackson from May 6-23 -- batted .419/.468/.698 with 12 runs scored, four doubles, one triple, two home runs and 10 RBI.
- Played in 16 games during June with Jackson and hit .321/.377/.393 with eight runs scored, four doubles and five RBI.
- Hit safely in 18 of his first 21 games with Tacoma from July 10-August 20, hitting .325/.372/.455 with 10 runs scored, two doubles, one triple, two home runs and 19 RBI.
- Played for the Surprise Saguaros in the Arizona Fall League and hit .304/.396/.522 with four doubles, two home runs and 11 RBI in 13 games.
- Ranked as the 13th-best prospect in the Seattle organization by *Baseball America* following the season.

Played in 80 games with Double A Jackson in **2013**.

- Led Southern League qualifying catchers with a 49.3 caught stealing percentage.
- Hit safely in 16-of-17 games from April 14-May 10 -- hit .357/.375/.543 with 13 runs scored, five doubles, one triple, two home runs and nine RBI.
- Sideline from May 20-June 1 with a strained right groin.
- Ranked as the 23rd-best prospect in the Seattle organization by *Baseball America* following the season.

Spent the entire **2012** season with Single A High Desert.

- Named a California League Midseason and Postseason All-Star...selected to the Topps Class A All-Star Team.
- Led California League and all full season qualifying catchers with a 53.8 caught stealing percentage -- the caught stealing percentage was the highest amongst full season qualifying catchers since Jose Felix threw out 62.9 percent of basestealers for the Bakersfield Blaze in the California League in 2010...also led California League catchers in games caught (98), total chances (863), putouts (763), assists (92) and double plays (11).
- Compiled a 13-game hitting streak from April 23-May 7 -- hit .458/.519/.625 with 10 runs scored, five doubles, one home run and 12 RBI.
- Recorded six straight multi-hit games from June 15-25 -- batted .448/.448/.621 with five runs scored, five doubles and five RBI.
- Ranked as the 21st-best prospect in the Seattle organization by *Baseball America* following the season.

Completed his first professional season in **2011**, playing in 38 games with Single A Clinton.

- Recorded the first home run of his professional career on August 5 at Wisconsin -- also homered on August 25 at Cedar Rapids.
- Finished the month of August hitting .358/.376/.568 with 16 runs scored, seven doubles, two triples, two home runs and 20 RBI in 21 games.
- Ranked as the 22nd-best prospect in the Seattle organization by *Baseball America* following the season.

PERSONAL/MISCELLANEOUS

- Resides in Goochland, VA during the offseason with his wife, Leslie.
- Participates in the Autographed Memorabilia Donation program; attended Keeping Kids in the Game; participated in the annual Play Ball Weekend and the Tigers Winter Caravan.
- Earned first team All-ACC honors as a junior in **2011** at the University of Virginia...was inducted into the University of Virginia Baseball Hall of Fame in January, **2019**.

WALKING-OFF WITH THREE WINS

The Tigers ended three straight games from June 26-29, 2004 with walk-off home runs by Eric Munson, Carlos Peña and Dmitri Young, marking the first time the club has done so in three consecutive games since September 17-19, 1998. During that three-game stretch, Damion Easley homered in the first and third games, while Tony Clark accomplished the feat in the middle game. Additionally, Peña's walk-off grand slam on June 27 vs. Arizona was the first by a Tigers player since Lou Whitaker connected off Cleveland's Derek Lilliquist on June 21, 1994.



JOHN AUSTIN HICKS' CAREER RECORD

Year	Club	AVG	G	AB	R	H	TB	2B	3B	HR	RBI	SH	SF	HB	BB	SO	SB	CS	OBP	SLG	E
2011	Clinton	.309	38	139	21	43	62	9	2	2	26	0	3	1	5	17	2	3	.331	.446	1
2012	High Desert	.312	121	506	87	158	239	32	2	15	79	0	1	3	28	73	22	8	.351	.472	8
2013	Jackson	.236	80	296	40	70	98	14	1	4	29	1	2	6	22	62	13	4	.301	.331	4
2014	Jackson	.296	53	189	29	56	79	10	2	3	27	1	1	0	20	42	6	3	.362	.418	1
	Tacoma	.277	28	101	13	28	38	2	1	2	20	0	2	2	7	24	1	0	.330	.376	1
2015	Tacoma	.245	83	298	39	73	108	15	1	6	35	1	4	0	17	71	9	2	.282	.362	12
	Seattle	.063	17	32	1	2	3	1	0	0	1	1	0	0	1	18	1	1	1.091	.094	1
2016	Erie	.388	14	49	7	19	25	1	1	1	4	0	1	2	4	9	1	0	.426	.510	1
	Rochester	.242	9	33	1	8	13	2	0	1	1	0	0	0	1	5	0	0	.265	.394	1
	Toledo	.303	70	241	38	73	117	20	0	8	42	3	0	3	17	59	3	1	.356	.485	4
	DETROIT	.500	1	2	1	1	2	1	0	0	0	0	0	0	0	0	0	0	.500	1.000	0
2017	Toledo	.269	52	208	21	56	89	10	1	7	35	1	4	1	4	54	5	3	.281	.428	2
	DETROIT	.265	60	173	25	46	76	12	0	6	22	0	1	3	13	51	2	1	.326	.439	5
2018	DETROIT	.260	81	288	35	75	116	12	1	9	32	1	1	0	22	84	0	1	.312	.403	8
MINOR LEAGUE TOTALS		.283	548	2060	296	584	868	115	11	49	298	7	18	16	125	416	62	24	.327	.421	35
DETROIT TOTALS		.263	142	463	61	122	194	25	1	15	54	1	2	3	35	135	2	2	.318	.419	13
MAJOR LEAGUE TOTALS		.251	159	495	62	124	197	26	1	15	55	2	2	3	36	153	3	3	.304	.398	14

TRANSACTIONS

- Selected by Los Angeles (AL) in the 31st round of the June 2008 draft, but did not sign
- Selected by Seattle in the fourth round of the June 2011 draft
- On disabled list, May 20-June 1, 2013 (strained right groin)
- Claimed off waivers by Minnesota from Seattle on December 2, 2015
- Claimed off waivers by the Tigers from Minnesota on April 23, 2016
- On disabled list, August 7-October 29, 2018 (right groin strain)

CAREER FIELDING

	G	TC	PO	A	E	DP	PCT
Catcher	53	371	333	32	6	5	.984
First Base	86	623	569	46	8	68	.987
Third Base	1	1	1	0	0	0	1.000

IN-DEPTH CATCHING STATISTICS

Year	G	SB	CS	CS%	CERA	PB	CPKO
2015	14	5	5	50.0	3.96	0	0
2017	18	4	2	66.7	5.77	1	0
2018	21	15	4	21.1	4.30	0	0
Totals	53	24	11	31.4	4.66	1	0

CAREER HIGHS

- Hits:** 3 (seven times) - last, June 13, 2018 vs. Minnesota
- Home Runs:** 2 - September 5, 2017 vs. Kansas City
- RBI:** 5 - April 23, 2017 at Minnesota
- Stolen Bases:** 1 (three times) - last, September 28, 2017 at Kansas City
- Hitting Streak:** 10 - September 10, 2016-May 27, 2017

TWO HOME RUN GAMES (1)

September 5, 2017 vs. Kansas City




**NON-ROSTER
INVITEE**

73 ZAC HOUSTON

HT: 6-6 WT: 240 BT: R TH: R BORN: 11/30/1994 IN SLIDELL, LA

RIGHTHANDED PITCHER

Opening Day Age: 24 Residence: Poplarville, MS
 Major League Service: 0.000 Signed Through: 2019
 How Obtained: Selected by the Tigers in the 11th round of the June 2016 draft

SEASON HIGHLIGHTS

Made a career-high 46 appearances between Double A Erie and Triple A Toledo in 2018.

- Named an Organizational All-Star by MiLB.com.
- Finished the season with 10 saves, which was the fourth-highest total in the organization.
- Sidelined from April 5-25 with a right wrist sprain.
- Posted 10 consecutive scoreless appearances with Toledo from June 5-29, throwing 11.0 shutout innings with four hits allowed and 17 strikeouts.
- Closed the season by not allowing a run in 19 of his last 20 appearances with the Mud Hens, notching nine saves and compiling a 0.38 ERA (23.2IP/1ER) with 31 strikeouts.

Spent most of the 2017 season with Single A West Michigan, making 24 appearances with the Whitecaps... also pitched in eight games with Single A Lakeland.

- Picked up his first save of the season on July 1 at Great Lakes, striking out eight batters in 3.0 shutout innings.
- Saw his first action with Lakeland in August and September, allowing just one run in 11.2 innings and holding opponents to a .077 (3x39) batting average.

Completed his first season of professional baseball in 2016, appearing in 20 games between Single A Connecticut and Single A West Michigan.

- Posted a 0.30 ERA during the season, allowing just one earned run in 29.2 innings...limited opposing hitters to a .122 (12x98) batting average.
- Ranked as the 23rd-best prospect in the Tigers organization by *Baseball America* following the season.

PERSONAL/MISCELLANEOUS

- Resides in Poplarville, MS during the offseason.
- Recommended/signed by Justin Henry for the Tigers.

ZACHARY (ZAC) MATTHEW HOUSTON'S CAREER RECORD

Year	Club	W-L	ERA	G	GS	CG	SHO	SV	IP	H	AB	R	ER	HR	HB	BB	SO	WP	BK	AVG
2016	Connecticut	1-0	0.00	7	0	0	0	0	10.0	7	37	1	0	0	3	3	19	1	0	.189
	West Michigan	1-0	0.46	13	0	0	0	4	19.2	5	61	1	1	0	4	12	30	1	0	.082
2017	West Michigan	0-0	2.53	24	0	0	0	2	46.1	24	162	13	13	1	10	22	71	2	1	.148
	Lakeland	0-1	0.77	8	0	0	0	4	11.2	3	39	1	1	0	1	8	20	0	0	.077
2018	Erie	1-1	2.60	13	0	0	0	0	17.1	8	59	5	5	1	1	9	25	0	0	.136
	Toledo	0-1	1.18	33	0	0	0	10	38.0	20	128	5	5	2	2	16	55	2	0	.156
MINOR LEAGUE TOTALS		3-3	1.57	98	0	0	0	20	143.0	67	486	26	25	4	21	70	220	6	1	.138

TRANSACTIONS

- Selected by the Tigers in the 11th round of the June 2016 draft
- On disabled list, April 5-25, 2018 (right wrist sprain)

INSIDE-THE-PARK HOME RUNS BY TIGERS

Nicholas Castellanos connected for the 290th inside-the-park home run in Tigers history on August 22, 2017 vs. New York (AL). It was also the fifth inside-the-park home run by a Tigers player in the 18-year history of Comerica Park.

Ty Cobb holds the franchise record for inside-the-park home runs during a career with 47, including a club-record nine inside-the-park home runs during the 1909 season.

Courtesy of David Vincent




66 EDUARDO JIMÉNEZ

HT: 6-2 WT: 221 BT: R TH: R BORN: 4/4/1995 IN ARAYA, VZ

RIGHTHANDED PITCHER
Opening Day Age: 23 **Residence:** Araya, VZ
Major League Service: 0.000 **Signed Through:** 2019
How Obtained: Signed by the Tigers as a non-drafted free agent on July 6, 2011

SEASON HIGHLIGHTS

Spent the entire **2018** season with Single A Lakeland, making a career-high 40 appearances.

- Named to the Florida State League Midseason All-Star Team.
- Ranked second in the Florida State League with 15 saves and 34 games finished.
- Appeared in seven games during the month of April, compiling a 0-1 record with four saves, a 0.84 ERA (10.2IP/1ER) and 13 strikeouts.
- Pitched in eight games with the Mesa Solar Sox in the Arizona Fall League and had a 1-0 record with a 1.32 ERA (13.2IP/2ER) and 12 strikeouts.

Combined to pitch in 34 games between Single A West Michigan and Single A Lakeland in **2017**.

- Made seven appearances with West Michigan in April, posting a 0-1 record with one save, a 0.73 ERA (12.1IP/1ER) and 17 strikeouts.
- Placed on the suspended list from May 29-June 29.
- Did not allow a run over his final eight appearances with the Whitecaps from June 30-July 19, a stretch of 10.1 innings.
- Posted a 0-1 record with five saves, a 2.70 ERA (10.0IP/3ER) and 11 strikeouts in nine outings with Lakeland in August.

Spent the entire **2016** season with Single A Connecticut, appearing in 14 games.

- Ranked tied for 10th in the New York-Penn League with five saves.
- Started the season by not allowing a run in eight straight outings from June 18-July 10, a stretch that lasted 8.0 innings.

Limited to four appearances with the GCL Tigers in **2015** after missing most of the season while recovering from right elbow surgery.

- Did not allow a run in all four of his appearances during the season.

Missed the entire **2014** season after suffering a right elbow ulnar collateral ligament injury.

Made a career high 13 starts in **2013** with the Venezuelan Summer League Tigers.

- Ranked tied for fourth in the VSL with 55 strikeouts, while he was eighth with a 3.21 ERA (61.2IP/22ER).
- Struck out a season-high seven batters on July 17 vs. the VSL Mariners -- also had seven strikeouts on August 4 vs. the VSL Cubs.
- Went 3-1 with a 2.20 ERA (28.2IP/7ER) and 34 strikeouts over his final six starts of the season from July 2-August 4.

Completed his first season in professional baseball in **2012**, making 13 appearances, including seven starts, with the VSL Tigers.

- Made his professional debut on May 15 vs. the VSL Phillies, tossing 5.0 shutout innings with a season-high seven strikeouts.
- Threw 3.0 scoreless innings with five strikeouts on June 29 at the VSL Rays to earn his first professional save.
- Went 0-1 with a 2.38 ERA (11.1IP/3ER) and eight strikeouts in five appearances during July.

PERSONAL/MISCELLANEOUS

- Resides in Araya, VZ during the offseason.
- Recommended/signed by Alejandro Rodriguez and Pedro Chavez for the Tigers.



2019 TIGERS

EDUARDO RAFAEL JIMÉNEZ'S CAREER RECORD

Year	Club	W-L	ERA	G	GS	CG	SHO	SV	IP	H	AB	R	ER	HR	HB	BB	SO	WP	BK	AVG
2012	VSL Tigers	0-5	3.61	13	7	0	0	1	42.1	46	161	20	17	1	7	16	30	4	1	.286
2013	VSL Tigers	4-2	3.21	14	13	0	0	0	61.2	52	226	26	22	1	4	25	55	11	3	.230
2014	Did not play																			
2015	GCL Tigers	1-0	0.00	4	0	0	0	0	5.1	4	19	0	0	0	1	5	1	0	0	.211
2016	Connecticut	0-0	2.70	14	0	0	0	5	13.1	12	54	4	4	0	1	5	18	4	0	.222
2017	West Michigan	1-1	1.05	21	0	0	0	6	34.1	21	117	6	4	0	2	10	44	1	0	.179
	Lakeland	0-1	4.41	13	0	0	0	6	16.1	21	65	11	8	2	0	5	16	0	0	.323
2018	Lakeland	3-4	3.42	40	0	0	0	15	50.0	62	206	22	19	3	1	20	51	4	1	.301
MINOR LEAGUE TOTALS		9-13	2.98	119	20	0	0	33	223.1	218	848	89	74	7	15	82	219	25	5	.257

TRANSACTIONS

- Signed by the Tigers as a non-drafted free agent on July 6, 2011
- On disabled list, June 20-September 5, 2014 (right elbow ulnar collateral ligament injury)
- On disabled list, June 22-August 21, 2015 (right elbow surgery)
- On suspended list, May 29-June 29, 2017



77

JOE JIMÉNEZ

HT: 6-3 WT: 272 BT: R TH: R BORN: 1/17/1995 IN SAN JUAN, PR

RIGHTHANDED PITCHER

Opening Day Age: 24

Residence: Bayamon, PR

Major League Service: 1.077

Signed Through: 2019

How Obtained: Signed by the Tigers as a non-drafted free agent on June 24, 2013

CAREER HIGHLIGHTS

- Named to the American League All-Star Team in **2018**.
- Selected to participate in the Futures Game prior to the Major League Baseball All-Star Game in **2015** at Great American Ball Park in Cincinnati and in **2016** at PETCO Park in San Diego -- threw 0.2 scoreless innings with one strikeout in 2015, while he tossed 0.1 shutout innings in 2016.
- Named the Tigers Minor League Pitcher of the Year in **2015** and **2016**.

SEASON HIGHLIGHTS

Led the Tigers with a career-high 68 appearances in **2018**.

- Named to the American League All-Star Team for the first time in his career...tossed a scoreless third of an inning and earned a hold, striking out the only batter he faced...at 23 years old, he was the youngest Tigers All-Star since 1992, when Travis Fryman was selected to the All-Star Team at the age of 23.
- Ranked tied for fifth in the American League with 23 holds.
- Picked up his first career Major League win on April 5 at Chicago (AL), pitching a scoreless inning in relief.
- Began the season by not allowing an earned run in his first 10 appearances from March 30-April 22, tossing 9.2 innings.
- Posted a 2.70 ERA (13.1IP/4ER) with 17 strikeouts in 16 appearances during May.
- Earned his first career Major League save on June 2 vs. Toronto, pitching a perfect ninth inning.
- Made 46 appearances prior to the All-Star break, which were the fifth-most in franchise history and the most since C.J. Nitkowski pitched in 47 games before the All-Star break in 1999.
- Appeared in eight games during September and had a 1-0 record with a 2.35 ERA (7.2IP/2ER) and 13 strikeouts.

Saw the first Major League action of his career in **2017**, making 24 appearances for the Tigers.

- Made his Major League debut on April 13 vs. Minnesota, throwing a scoreless inning with one strikeout... struck out Byron Buxton for his first Major League strikeout.
- Sidelined from May 5-June 15 with a lumbar spine strain.
- Threw 17.0 consecutive scoreless innings with Triple A Toledo from June 25-July 28...during the streak, he struck out 20 batters, while only allowing nine hits in 16 games.
- Appeared in four games with Team Puerto Rico in the World Baseball Classic and had a 0.00 ERA (3.0IP/0ER) with two strikeouts.



Successfully converted 30-of-31 save opportunities in **2016** as he was named the Tigers Minor League Pitcher of the Year for the second consecutive season.

- Ranked tied for second among all Minor Leaguers with 30 saves.
- Selected to *Baseball America's* Minor League All-Star Team and named a Florida State League Midseason All-Star.
- Struck out multiple batters in 11 of his 17 appearances with Single A Lakeland.
- Did not allow a run in his first nine outings with Double A Erie, extending his scoreless streak to begin the season to 26 appearances, a stretch that spanned 26.1 innings...had his scoreless streak snapped on June 25 at Hartford, allowing a run on two hits with one walk and two strikeouts in an inning.
- Named the Tigers Minor League Pitcher of the Month for June after compiling a 3-0 record with five saves, a 0.82 ERA (11.0IP/1ER), seven hits allowed, three walks and 20 strikeouts in 11 games with Erie.
- Started the season by successfully converting 20 straight saves from April 12-July 17...suffered his first blown save of the season on July 22 at Bowie, giving up two runs on three hits with one walk and one strikeout in 0.2 innings.
- Ranked as the 11th-best prospect in the Tigers organization by *Baseball America* following the season.

Named the Tigers Minor League Pitcher of the Year for **2015**.

- Selected to the Midwest League Midseason All-Star Team.
- Ranked third in the Midwest League with 34 games finished, while he was fifth with 17 saves.
- Threw an inning-or-more in nine appearances, including six outings of 2.0 innings.
- Sideline from April 18-25 with a left back strain.
- Did not allow a run in nine of his first 10 appearances from April 11-May 15 -- posted three saves with a 1.00 ERA (9.0IP/1ER) and 17 strikeouts during the stretch.
- Recorded nine consecutive scoreless outings from May 25-June 25 -- a stretch that spanned 10.1 innings.
- Posted a 2-0 record with 10 saves, a 0.86 ERA (21.0IP/2ER) and 26 strikeouts over his final 18 appearances from July 1-September 6.
- Closed the season by converting 14 consecutive save opportunities from June 4-September 6.
- Pitched for Gigantes de Carolina in the Puerto Rico Winter League and had a 0-2 record with six saves, a 2.60 ERA (17.1IP/5ER) and 23 strikeouts in 18 appearances.
- Ranked as the seventh-best prospect in the Tigers organization by *Baseball America* following the season.

Pitched in 23 games with Single A Connecticut in **2014**.

- Made eight appearances during July and went 1-0 with two saves, a 1.59 ERA (11.1IP/2ER) and 15 strikeouts.
- Recorded eight straight scoreless outings from July 20-August 13.
- Appeared in 12 games with Gigantes de Carolina in the Puerto Rico Winter League and had two saves with a 0.00 ERA (12.2IP/0ER) and 15 strikeouts -- allowed just three hits in 12.2 innings, holding opponents to an .081 batting average.
- Ranked as the 14th-best prospect in the Tigers system and the 19th-best prospect in the New York-Penn League by *Baseball America* following the season.

Made eight appearances with the GCL Tigers in his first season of professional baseball in **2013**.

- Made his professional debut on July 3 at the GCL Pirates, throwing a scoreless inning with a strikeout.
- Won three consecutive appearances from July 17-29 -- did not allow a run in 11.1 innings over the three-start stretch.

PERSONAL/MISCELLANEOUS

- Resides in Bayamon, PR during the offseason.
- Participated in the pre-game ceremony prior to the ¡Fiesta Tigres! game and attended the Tigers Winter Caravan and TigerFest.
- Recommended/signed by Rolando Casanova and German Geigel for the Tigers.

JOE ALEXANDER JIMÉNEZ'S CAREER RECORD

Year	Club	W-L	ERA	G	GS	CG	SHO	SV	IP	H	AB	R	ER	HR	HB	BB	SO	WP	BK	AVG
2013	GCL Tigers	3-0	0.50	8	0	0	0	1	18.0	9	58	1	1	0	0	6	24	0	0	.155
2014	Connecticut	3-2	2.70	23	0	0	0	4	26.2	22	101	10	8	1	2	6	41	4	0	.218
2015	West Michigan	5-1	1.47	40	0	0	0	17	43.0	23	150	8	7	2	0	11	61	2	0	.153
2016	Lakeland	0-0	0.00	17	0	0	0	10	17.1	5	56	0	0	0	2	5	28	0	0	.089
	Erie	3-2	2.18	21	0	0	0	12	20.2	12	70	5	5	0	0	8	34	1	0	.171
2017	Toledo	0-1	2.30	17	0	0	0	8	15.2	9	55	5	4	1	0	4	16	0	0	.164
	Lakeland#	0-0	0.00	1	1	0	0	0	1.0	1	5	0	0	0	0	0	1	1	0	.200
	Toledo	1-1	1.44	26	0	0	0	4	25.0	19	89	4	4	1	0	12	36	0	0	.213
	DETROIT	0-2	12.32	24	0	0	0	0	19.0	31	87	28	26	4	2	9	17	0	0	.356
2018	DETROIT	5-4	4.31	68	0	0	0	3	62.2	53	239	34	30	5	3	22	78	3	0	.222
	MINOR LEAGUE TOTALS	15-7	1.56	153	1	0	0	56	167.1	100	584	33	29	5	4	52	241	8	0	.171
	MAJOR LEAGUE TOTALS	5-6	6.17	92	0	0	0	3	81.2	84	326	62	56	9	5	31	95	3	0	.258

TRANSACTIONS

- Signed by the Tigers as a non-drafted free agent on June 24, 2013
- On disabled list, April 18-25, 2015 (left back strain)
- On disabled list, May 5-June 15, 2017 (lumbar spine strain)



2019 TIGERS

ALL-STAR GAME RECORD

Year	League/Site	W-L	ERA	G	GS	CG	SHO	SV	IP	H	AB	R	ER	HR	HB	BB	SO	WP	BK	AVG
2018	AL/Washington	0-0	0.00	1	0	0	0	0	0.1	0	1	0	0	0	0	0	1	0	0	.000
ALL-STAR GAME TOTALS		0-0	0.00	1	0	0	0	0	0.1	0	1	0	0	0	0	0	1	0	0	.000

WORLD BASEBALL CLASSIC RECORD

Year	Club	W-L	ERA	G	GS	CG	SHO	SV	IP	H	AB	R	ER	HR	HB	BB	SO	WP	BK	AVG
2017	Puerto Rico	0-0	0.00	4	0	0	0	0	3.0	4	12	0	0	0	0	1	2	1	0	.333
WBC TOTALS		0-0	0.00	4	0	0	0	0	3.0	4	12	0	0	0	0	1	2	1	0	.333

CAREER FIELDING

	G	TC	PO	A	E	DP	PCT
Pitcher	92	8	5	2	1	0	.875

CAREER HIGHS

Longest Winning Streak: 3 - April 5-June 13, 2018
Longest Losing Streak: 3 - July 27-August 31, 2018
Strikeouts: 3 (seven times) - last, September 20, 2018 vs. Kansas City
Walks: 3 - July 2, 2018 at Toronto
Innings (reliever): 2.0 - August 12, 2017 vs. Minnesota



21 **JACOBY JONES**

HT: 6-2 WT: 201 BT: R TH: R BORN: 5/10/1992 IN CHICKASHA, OK

OUTFIELDER

Opening Day Age: 26 **Residence:** Richton, MS
Major League Service: 1.125 **Signed Through:** 2019
How Obtained: Acquired by the Tigers from Pittsburgh in exchange for Joakim Soria on July 30, 2015.

SEASON HIGHLIGHTS

- Completed his first full season at the Major League level in **2018**, appearing in 129 games.
- Named the Detroit Tigers winner of the MLBPA's Heart and Hustle Award.
 - Belted the first walk-off home run of his big league career in the first game of the doubleheader on April 20 vs. Kansas City.
 - Hit the first leadoff home run of his Major League career on May 15 vs. Cleveland.
 - Committed his first error of the season on August 4 at Oakland, snapping his errorless streak at 104 consecutive games, dating back to September 11, 2017.
 - Sidelined from August 13-27 with a right hamstring strain.

Combined to play in 146 games between Detroit and Triple A Toledo in **2017**.

- Made an Opening Day roster at the Major League level for the first time in his career.
- Hit the first home run of his Major League career on April 4 at Chicago (AL) with a three-run blast off of José Quintana -- became the first Tigers rookie to homer on Opening Day since Kirk Gibson in 1980.
- Notched the first triple of his Major League career on April 13 vs. Minnesota.
- Sidelined from April 23-May 7 with a left lip laceration.
- Recorded his first career multi-home run game on September 5 vs. Kansas City...finished with a career-high three RBI for the second time during the season.
- Had his consecutive errorless streak to begin his Major League career snapped at 47 games on September 11 at Cleveland.

Spent most of the **2016** season in the Minors, splitting the year between Double A Erie and Triple A Toledo before making his Major League debut late in the season.

- On restricted list from April 7-May 17.
- Named the Eastern League Player of the Week for the week ending May 29 after hitting .357/.441/.929 with five runs scored, two triples, four home runs and 14 RBI.
- Hit safely in 11 of his first 12 games with Toledo from June 6-17 -- batted .333/.380/.600 with five runs scored, two doubles, two triples, two home runs and seven RBI during the 12-game stretch.
- Made his Major League debut on August 30 vs. Chicago (AL), going 2x4 with a run scored, a double and two RBI -- became the first Tiger to record two-or-more hits and drive in two-or-more runs in his Major League debut since Hank Reibe on August 26, 1942 at Philadelphia.



- Recorded two doubles and scored two runs in the second game of his Major League career on August 31 vs. Chicago (AL) -- became the first Tiger to record multiple hits in the first two games of his Major League career since Alex Avila had three straight multi-hit games from August 6-11, 2009.
- Appeared in 21 games with the Salt River Rafters in the Arizona Fall League and hit .329/.391/.427 with 11 runs scored, five doubles, one home run and 13 RBI -- was named to the Arizona Fall League's All-Prospect Team.
- Ranked as the sixth-best prospect in the Tigers organization and the 20th-best prospect in the Florida State League by *Baseball America* following the season.

Began the **2015** season in the Pittsburgh Pirates organization, before being acquired by the Tigers on July 30.

- Named to the Florida State League Midseason All-Star Team.
- Hit safely in 12-of-13 games from April 30-May 13 -- finished the stretch hitting .339/.397/.375 with seven runs scored, two doubles and nine RBI.
- Hit three home runs and drove in a season-high five runs on August 2 at New Britain -- became the first Erie player to hit three homers in a game since Tony Plagman on May 12, 2012 vs. Altoona.
- Played for Scottsdale in the Arizona Fall League following the season -- hit .280/.333/.400 with nine runs scored, two home runs and four RBI.
- Selected to play in the Arizona Fall League's Rising Stars Game and was named the Arizona Fall League Player of the Week for the week ending October 18, 2015.
- Ranked as the fifth-best prospect in the Tigers organization by *Baseball America* following the season.

Spent the entire **2014** season with Single A West Virginia, playing in 117 games.

- Named to the South Atlantic League Postseason All-Star Team and was tabbed as the SAL's top shortstop by MiLB.com at the end of the season.
- Ranked second in the South Atlantic League with 23 home runs and 19.35 at bats per home run, while he was fourth with a .503 slugging percentage and fifth with 224 total bases -- his 23 home runs were the second most in West Virginia franchise history.
- Stole one base in six straight games from May 17-23.
- Sidelined from June 21-28 with left knee inflammation.
- Homered in three straight games from July 4-6, including a pair of home runs on July 6 at Greensboro -- also hit two home runs on August 13 vs. Augusta.
- Named the South Atlantic League Player of the Week for the week ending July 6 after batting .500/.538/1.167 with seven runs scored, one double, five home runs and seven RBI in six games during the week.
- Recorded a 17-game hitting streak from June 20-July 16 -- hit .468/.507/.839 with 15 runs scored, two doubles, seven home runs and 15 RBI.
- Sidelined from August 20-28 with left stomach disease.
- Ranked as the 13th-best prospect in the Pirates organization by *Baseball America* following the season.

Limited to 15 games with Single A Jamestown in his first professional season in **2013** due to injury.

- Sidelined from July 21-September 12 with a right knee sprain.
- Had a season-high four hits on July 6 at Auburn.
- Named as the 19th-best prospect in the Pirates organization by *Baseball America* following the season.

PERSONAL/MISCELLANEOUS

- Resides in Richton, MS during the offseason.
- Participates in the Dreams Come True and Autographed Memorabilia Donation programs; participated in the annual Play Ball Weekend pregame activities; attended the Tigers Winter Caravan and TigerFest.
- Named second team All-SEC as a junior in **2013** at LSU after hitting .294/.390/.448 with 42 runs scored, 11 doubles, one triple, six home runs and 31 RBI in 59 games...selected a freshman All-American in **2011** after hitting .338/.395/.467 with 36 runs scored, 11 doubles, one triple, four home runs and 32 RBI in 56 games.

JACOBY MYLON JONES' CAREER RECORD

Year	Club	AVG	G	AB	R	H	TB	2B	3B	HR	RBI	SH	SF	HB	BB	SO	SB	CS	OBP	SLG	E
2013	Jamestown	.311	15	61	14	19	28	2	2	1	10	0	1	2	3	14	3	2	.358	.459	2
2014	West Virginia	.288	117	445	72	128	224	21	3	23	70	3	8	12	33	132	17	9	.347	.503	24
2015	Bradenton	.253	93	379	48	96	150	18	3	10	58	4	5	4	31	113	14	4	.313	.396	14
	Altoona	.500	3	10	2	5	5	0	0	0	2	0	0	0	1	0	1	0	.545	.500	0
	Erie	.250	37	136	26	34	63	7	2	6	20	0	5	2	17	52	10	3	.331	.463	4
2016	Erie	.312	20	77	11	24	46	6	2	4	20	0	1	1	10	23	2	1	.393	.597	1
	Toledo	.243	79	292	33	71	104	14	5	3	23	0	3	4	25	97	11	4	.309	.356	7
	DETROIT	.214	13	28	3	6	9	3	0	0	2	0	0	0	12	0	0	.214	.321	0	
2017	Toledo	.245	90	351	57	86	136	19	2	9	44	5	1	3	33	104	12	4	.314	.387	0
	DETROIT	.170	56	141	14	24	38	3	1	3	13	0	0	4	9	65	6	2	.240	.270	1
2018	Toledo#	.083	3	12	1	1	1	0	0	0	0	0	0	0	3	0	0	0	.083	.083	0
	DETROIT	.207	129	429	54	89	156	22	6	11	34	1	2	11	24	142	13	5	.266	.364	1
MINOR LEAGUE TOTALS		.263	457	1763	264	464	757	87	19	56	247	12	24	28	153	538	70	27	.328	.429	52
MAJOR LEAGUE TOTALS		.199	198	598	71	119	203	28	7	14	49	1	2	15	33	219	19	7	.258	.339	2



2019 TIGERS

TRANSACTIONS

- Selected by Houston in the 19th round of the June 2010 draft, but did not sign
- Selected by Pittsburgh in the third round of the June 2013 draft
- On disabled list, July 21-September 12, 2013 (right knee sprain)
- On disabled list, June 21-28, 2014 (left knee inflammation)
- On disabled list, August 20-28, 2014 (left stomach disease)
- Acquired by the Tigers from Pittsburgh in exchange for Joakim Soria on July 30, 2015
- On restricted list, April 7-May 17, 2016
- On disabled list, April 23-May 7, 2017 (left lip laceration)
- On disabled list, August 13-27, 2018 (right hamstring strain)

CAREER FIELDING

	G	TC	PO	A	E	DP	PCT
Third Base	6	7	1	6	0	0	1.000
Outfield	176	434	424	8	2	2	.995

CAREER HIGHS

Hits: 3 - May 2, 2018 vs. Tampa Bay

Home Runs: 2 - September 5, 2017 vs. Kansas City

RBI: 3 (three times) - last, September 11, 2018 vs. Houston

Stolen Bases: 2 - April 7, 2018 at Chicago (AL)

Hitting Streak: 9 - June 9-23, 2018

TWO HOME RUN GAMES (0)

September 5, 2017 vs. Kansas City

NON-ROSTER INVITEE

33 PETE KOZMA

HT: 6-0 WT: 190 BT: R TH: R BORN: 4/11/1988 IN TULSA, OK

INFIELDER

Opening Day Age: 30 Residence: Broken Arrow, OK
 Major League Service: 3.094 Signed Through: 2019
 How Obtained: Signed by the Tigers as a Minor League free agent on November 1, 2018

SEASON HIGHLIGHTS

Spent most of the **2018** season with Triple A Toledo, appearing in 83 games...also played in 27 games with Detroit

- Homered in his first at-bat as a Tiger on May 9 at Texas...was his first homer since May 21, 2017, when he homered at Detroit as a member of the Rangers.
- Recorded at least one RBI in each of his first five games as a Tiger, the longest streak to begin a Detroit tenure since Dale Alexander had seven straight games with at least one RBI in 1929.
- Tripled in the eighth inning on September 22 vs. Kansas City...was his first triple since September 21, 2012 at Chicago (NL).

Began the **2017** season in the New York Yankees organization, before being claimed off waivers by Texas on April 30.

- Had a pair of hits, including a home run, on May 21 at Detroit...was his first home run since April 2, 2013 at Arizona.

Spent the entire **2016** season with Triple A Scranton/Wilkes-Barre, playing in 130 games.

- Committed just 15 errors in 537 total chances (.972 fielding percentage), while playing all four infield positions.
- Posted five straight multi-hit games from July 17-21.

Appeared in 76 games with St. Louis in **2015**.

- Played five different positions during the season, seeing time at shortstop (31 games), second base (17 games), third base (13 games), first base (1 game) and left field (1 game).
- Collected a season-high three hits on June 25 at Miami.

Made the Opening Day roster for the Cardinals, but spent most of the **2014** season with Triple A Memphis.

- Led all Triple A shortstops with a .977 fielding percentage, committing just 10 errors in 458 total chances.
- Posted a season-high four hits and drove in four runs on August 14 at Albuquerque.



- Played in 29 games with Triple A Memphis in August, hitting .300/.366/.480 with 15 runs scored, six doubles, four home runs and 20 RBI.
- Appeared in two games during the National League Division Series vs. Los Angeles (NL), going 0x5.

Appeared in a career-high 143 games in **2013** with St. Louis.

- Led National League shortstops with 98 double plays turned and ranked second with a .984 fielding percentage, committing nine errors in 569 total chances.
- Ranked second among Major League rookies in games played and fifth in walks (34).
- Went 4x4 with two runs scored, three doubles and three RBI on May 26 at Los Angeles (NL), setting career highs in hits and doubles, while accounting for all five runs in the Cardinals' 5-3 win...marked the first game by a Cardinals player with at least four hits and three doubles since Albert Pujols on August 11, 2006 at Pittsburgh.
- Played in 14 games during the Cardinals' run to the World Series, batting .143/.250/.171 with three runs scored, one double and two RBI.

Spent the majority of the **2012** season with Triple A Memphis.

- Belted a pair of home runs on May 24 at Tucson.
- Posted a 10-game hitting streak with Memphis from June 3-13, hitting .351/.415/.432 with six runs scored, three doubles and seven RBI.
- Recorded a straight steal of home on September 23 at Chicago (NL), St. Louis' first since Kerry Robinson in 2002.
- Hit his first career Major League home run on September 23 at Chicago (NL) off Justin Germano, a solo homer in the sixth inning...hit his second career home run the following night at Houston.
- Played in 22 games with the Cardinals in September, hitting .349/.386/.619 with 11 runs scored, five doubles, three triples, two home runs and 14 RBI...ranked sixth in the National League in slugging percentage during the month and eighth in batting average.
- Started at shortstop for all 13 postseason games, batting .214/.353/.333 with eight runs scored, two doubles, one home run and seven RBI...hit a tie-breaking, two-run single in the top of the ninth inning in the Cardinals' 9-7, NLDS-clinching Game 5 win at Washington.
- Ranked as the 13th-best prospect and rated as the best defensive infielder in the Cardinals organization by *Baseball America* following the season.

Saw his first Major League action in **2011** with St. Louis, while spending the majority of the season with Triple A Memphis.

- Collected a season-high four hits on May 15 vs. Fresno.
- Made his Major League debut on May 18 vs. Houston, hitting a pinch-hit RBI double off Bud Norris in his first career plate appearance.
- Ranked as the 31st-best prospect and rated as possessing the best infield arm in the Cardinals system by *Baseball America* following the season.

Spent the entire **2010** season with Double A Springfield, appearing in 132 games.

- Led all Texas League shortstops with 132 games played, 655 total chances, 201 putouts, 420 assists and 100 double plays turned.
- Named Texas League Player of the Week for the week ending May 9, hitting .355/.355/.645 with four runs scored, three doubles, two home runs and 10 RBI.
- Recorded his first career multi-homer game on August 18 at Corpus Christi, going 4x5 with two homers and three RBI.
- Played in 17 games with the Surprise Rafters in the Arizona Fall League, batting .269/.329/.433 with 13 runs scored, seven doubles, two triples and four RBI.
- Ranked as the 21st-best prospect in the Cardinals organization by *Baseball America* following the season.

Combined to play in 131 games between Single A Palm Beach and Double A Springfield in **2009**.

- Named to the Texas League Midseason All-Star Team.
- Selected Texas League Player of the Week for the week ending June 14 after hitting .455/.458/.864 with three runs scored, four doubles, one triple, one home run and six RBI in seven games.
- Ranked as the 15th-best prospect in the Cardinals organization and rated as the best defensive shortstop in the Texas League by *Baseball America* following the season.

Split the **2008** season between Single A Quad Cities and Single A Palm Beach.

- Selected to the Midwest League Midseason All-Star Team.
- Hit safely in 19 of his last 20 games with Single A Quad Cities from July 13-August 3...hit .377 (29x77) with 11 runs scored, eight doubles, one triple, two home runs and 11 RBI during the stretch.
- Ranked as the 10th-best prospect in the Cardinals organization and the 15th-best prospect in the Midwest League by *Baseball America* following the season...also rated as the best defensive infielder in the Cardinals system by the publication.



2019 TIGERS

Completed his first season of professional baseball in **2007**, appearing in 42 games between the GCL Cardinals, Rookie-level Johnson City and Single A Batavia.

- Ranked as the seventh-best prospect in the Cardinals system and the Appalachian League by *Baseball America* following the season...also rated as the best defensive infielder in the Cardinals organization by the publication.

PERSONAL/MISCELLANEOUS

- Resides in Broken Arrow, OK during the offseason.
- Named an All-American at Owasso (OK) High School...had a three-homer game in the Oklahoma state 6-A playoffs, and helped lead Owasso to a state title, hitting a solo home run to provide the game's only run in a 1-0 championship win.

PETE M. KOZMA'S CAREER RECORD

Year	Club	AVG	G	AB	R	H	TB	2B	3B	HR	RBI	SH	SF	HB	BB	SO	SB	CS	OBP	SLG	E
2007	GCL Cardinals	.154	4	13	4	2	2	0	0	0	0	0	0	0	2	2	0	0	.267	.154	1
	Johnson City	.264	30	106	16	28	42	8	0	2	9	0	0	2	12	21	3	2	.350	.396	12
	Batavia	.148	8	27	1	4	6	0	1	0	2	0	0	0	1	7	1	1	.179	.222	9
2008	Quad Cities	.284	99	377	58	107	150	20	4	5	40	1	6	5	45	69	12	5	.363	.398	18
	Palm Beach	.130	24	77	4	10	14	4	0	0	10	3	3	1	10	27	0	1	.231	.182	4
2009	Palm Beach	.315	18	73	8	23	28	5	0	0	8	0	2	1	8	16	1	0	.381	.384	9
	Springfield	.216	113	407	52	88	127	15	3	6	37	4	5	1	42	88	4	2	.288	.312	25
2010	Springfield	.243	132	503	69	122	193	28	2	13	72	7	3	1	56	111	13	2	.318	.384	34
2011	Memphis	.214	112	398	48	85	115	17	2	3	47	5	6	3	36	91	2	2	.280	.289	14
	St. Louis	.176	16	17	2	3	4	1	0	0	1	1	0	0	4	4	0	0	.333	.235	0
2012	Memphis	.232	131	448	61	104	159	16	3	11	63	4	7	0	41	74	7	4	.292	.355	17
	St. Louis	.333	26	72	11	24	41	5	3	2	14	1	2	0	7	19	2	0	.383	.569	3
2013	St. Louis	.217	143	410	44	89	112	20	0	1	35	1	3	0	34	91	3	1	.275	.273	9
2014	Memphis	.248	117	379	59	94	141	23	0	8	54	7	3	7	41	61	10	7	.330	.372	15
	St. Louis	.304	14	23	4	7	10	3	0	0	0	0	0	0	3	4	0	0	.385	.435	0
2015	St. Louis	.152	76	99	15	15	15	0	0	0	2	1	0	1	10	21	3	1	.236	.152	4
2016	Scranton/Wilkes-Barre	.209	130	445	48	93	118	19	0	2	32	3	3	6	31	91	11	4	.268	.265	15
2017	Round Rock	.300	11	40	8	12	16	4	0	0	2	0	0	0	2	8	1	0	.333	.400	0
	New York (AL)	.111	11	9	2	1	1	0	0	0	0	0	0	0	1	2	0	0	.200	.111	1
	Texas	.111	28	36	4	4	7	0	0	1	2	1	0	2	2	18	0	1	.200	.194	2
2018	Toledo	.203	83	271	23	55	80	18	2	1	17	0	3	3	19	52	6	1	.260	.295	3
	DETROIT	.217	27	69	7	15	24	4	1	1	8	1	1	0	2	15	0	1	.236	.348	0
MINOR LEAGUE TOTALS		.232	1012	3564	459	827	1191	177	17	51	393	34	41	30	346	718	71	31	.302	.334	176
AL TOTALS		.175	66	114	13	20	32	4	1	2	10	2	1	2	5	35	0	2	.221	.281	3
DETROIT TOTALS		.217	27	69	7	15	24	4	1	1	8	1	1	0	2	15	0	1	.236	.348	0
NL TOTALS		.222	275	621	76	138	182	29	3	3	52	4	5	1	58	139	8	2	.288	.293	16
MAJOR LEAGUE TOTALS		.215	341	735	89	158	214	33	4	5	62	6	6	3	63	174	8	4	.278	.291	19

TRANSACTIONS

- Selected by St. Louis in the first round (18th overall) of the June 2007 draft
- Signed by New York (AL) as a Minor League free agent on November 30, 2015
- Claimed off waivers by Texas from New York (AL) on April 30, 2017
- Signed by the Tigers as a Minor League free agent on January 3, 2018
- Signed by the Tigers as a Minor League free agent on November 1, 2018

WILD CARD GAME RECORD

Year	Club/Opp.	AVG	G	AB	R	H	TB	2B	3B	HR	RBI	SH	SF	HB	BB	SO	SB	CS	OBP	SLG	E
2012	STL vs. ATL	.000	1	4	1	0	0	0	0	0	0	0	0	0	0	2	0	0	.000	.000	0
WILD CARD GAME TOTALS		.000	1	4	1	0	0	0	0	0	0	0	0	0	0	2	0	0	.000	.000	0

DIVISION SERIES RECORD

Year	Club/Opp.	AVG	G	AB	R	H	TB	2B	3B	HR	RBI	SH	SF	HB	BB	SO	SB	CS	OBP	SLG	E
2012	STL vs. WSH	.250	5	16	4	4	8	1	0	1	5	0	0	1	5	0	0	0	.455	.500	1
2013	STL vs. PIT	.400	4	10	1	4	5	1	0	0	1	0	0	1	2	1	0	0	.455	.500	1
2014	STL vs. LAD	.000	2	5	0	0	0	0	0	0	0	0	0	0	0	3	0	0	.000	.000	0
DIVISION SERIES TOTALS		.258	11	31	5	8	13	2	0	1	6	0	0	1	6	10	1	0	.395	.419	2

LEAGUE CHAMPIONSHIP SERIES RECORD

Year	Club/Opp.	AVG	G	AB	R	H	TB	2B	3B	HR	RBI	SH	SF	HB	BB	SO	SB	CS	OBP	SLG	E
2012	STL vs. SF	.227	7	22	3	5	6	1	0	0	2	0	0	0	3	7	1	1	.320	.273	2
2013	STL vs. LAD	.067	6	15	1	1	1	0	0	0	1	0	0	1	3	4	0	0	.263	.067	0
LCS TOTALS		.162	13	37	4	6	7	1	0	0	3	0	0	1	6	11	1	1	.295	.189	2

WORLD SERIES RECORD

Year	Club/Opp.	AVG	G	AB	R	H	TB	2B	3B	HR	RBI	SH	SF	HB	BB	SO	SB	CS	OBP	SLG	E
2013	STL vs. BOS	.000	4	10	1	0	0	0	0	0	0	1	0	0	0	1	1	0	.000	.000	2
WORLD SERIES TOTALS		.000	4	10	1	0	0	0	0	0	0	1	0	0	0	1	1	0	.000	.000	2

CAREER FIELDING

	G	TC	PO	A	E	DP	PCT
First Base	5	9	8	0	1	1	.889
Second Base	43	112	49	62	1	22	.991
Third Base	34	61	16	43	2	1	.967
Shortstop	235	806	229	562	15	132	.981
Outfield	2	3	3	0	0	0	1.000

CAREER HIGHS

Hits: 4 - May 26, 2013 at Los Angeles (NL)

Home Runs: 1 (five times) - last, May 9, 2018 at Texas

RBI: 3 (three times) - last, June 7, 2013 at Cincinnati

Stolen Bases: 1 (eight times) - last, October 2, 2015 at Atlanta

Hitting Streak: 7 - April 21-28, 2013



18

DAWEL
LUGO

HT: 6-0 WT: 190 BT: R TH: R BORN: 12/31/1994 IN BANI, DR

INFIELDER

Opening Day Age: 24
Major League Service: 0.034
How Obtained: Acquired by the Tigers along with Sergio Alcántara and Jose King from Arizona in exchange for J.D. Martinez on July 18, 2017.

Residence: Bani, DR
Signed Through: 2019

SEASON HIGHLIGHTS

Spent most of the **2018** season with Triple A Toledo, playing in 123 games...also saw the first Major League action of his career, appearing in 27 games with the Tigers.

- Selected to the 2018 MLB SiriusXM Futures Game and started at third base for the World Team, going 1x2 with a run scored.
- Named to the International League Midseason All-Star Team.
- Hit safely in 14 straight games from May 22-June 5, hitting .302/.313/.444 with 11 runs scored, four doubles, one triple, one home run and six RBI.
- Finished the month of August hitting .300/.319/.382 with 13 runs scored, six doubles, one home run and 15 RBI in 27 games with Toledo.
- Made his Major League debut on August 30 at New York (AL) and notched a double in the sixth inning for his first Major League hit.
- Posted the second three-hit game and recorded the first RBI of his big league career on September 1 at New York (AL)...marked his second three-hit performance in the first four games of his Major League career, becoming the fourth Tiger since 1908 to accomplish the feat and the first since Tim Corcoran in 1977.
- Hit the first home run of his Major League career on September 28 at Milwaukee, blasting a two-run shot as a pinch hitter in the eighth inning...became the first Tiger to have his first big league homer come in a pinch-hitting role since Tyler Collins on September 1, 2014 at Cleveland.
- Played in 12 games with Tigres del Licey in the Dominican Winter League, hitting .234/.234/.298 with four runs scored, one double, one triple and five RBI.

Started the **2017** season in the Arizona Diamondbacks organization, before being acquired by the Tigers on July 18.

- Belted a pair of homers and went 4x6 with four RBI on April 9 vs. Birmingham...had two multi-homer games with Double A Erie, hitting two home runs on July 23 at Reading and August 4 vs. Hartford.
- Ranked as the eighth-best prospect and rated as having the best infield arm in the Tigers organization by *Baseball America* following the season.
- Played in 19 games with Tigres del Licey in the Dominican Winter League, hitting .324/.359/.378 with eight runs scored, four doubles and six RBI.

Split the **2016** season between Single A Visalia and Double A Mobile, playing in 127 games.

- Named to the California League Midseason All-Star Team and was named an Organizational All-Star by MiLB.com.
- Earned Diamondbacks Minor League Player of the Month honors for May after hitting .340/.400/.600 with 26 runs scored, six doubles, one triple, six home runs and 16 RBI in 26 games.
- Named the California League Player of the Week for the week ending July 3...batted .517/.517/.931 with seven runs scored, one double, one triple, three home runs and seven RBI in seven games.



- Hit for the cycle on July 5 at Lancaster.
- Appeared in 21 games with the Salt River Rafters in the Arizona Fall League and hit .267/.266/.367 with nine runs scored, six doubles, one home run and 13 RBI...named AFL Player of the Week for the week ending November 5 and was selected to play in the AFL Rising Stars Game.
- Ranked as the second-best prospect in the Diamondbacks organization and the 12th-best prospect in the California League by *Baseball America* following the season...also rated as being the best hitter for average in the Diamondbacks system and as the best defensive third baseman in the California League by the publication.

Started the **2015** season in the Toronto Blue Jays organization, but was acquired by the Diamondbacks on August 8.

- Hit safely in 24-of-25 games with Single A Lansing from July 9-August 7...hit .337/.339/.436 with 13 runs scored, five doubles, one triple, one home run and 21 RBI.
- Had a season-high four hits on August 26 at Beloit.

Spent the entire **2014** season with Single A Lansing.

- Had a four-hit game on May 12 at Bowling Green -- also had four hits on May 24 at Fort Wayne and July 16 vs. Kane County.
- Posted a .327/.357/.393 batting average with 13 runs scored, two doubles, one triple, one home run and seven RBI in 26 games during May.
- Compiled a 15-game hitting streak from May 19-June 5...batted .410/.429/.492 with seven runs scored, three doubles, one triple and six RBI.
- Ranked as the 15th-best prospect in the Blue Jays organization by *Baseball America* following the season.

Combined to play in 67 games between Rookie-level Bluefield and Single A Vancouver in **2013**.

- Went a perfect 5x5 with a double, a home run and three RBI on August 3 at Elizabethton.
- Played in 28 games with Bluefield and Vancouver in August, hitting .301/.307/.416 with 12 runs scored, seven doubles, two home runs and 16 RBI.
- Ranked as the ninth-best prospect in the Blue Jays system and the fifth-best prospect in the Appalachian League by *Baseball America* following the season.

Made his professional debut with the GCL Blue Jays in **2012**, appearing in 47 games.

- Rated as the 26th-best prospect in the Blue Jays organization by *Baseball America* following the season.

PERSONAL/MISCELLANEOUS

- Resides in Bani, DR in the offseason.
- Participated in the Tigers Winter Caravan and TigerFest.

DAVEY LEONER LUGO'S CAREER RECORD

Year	Club	AVG	G	AB	R	H	TB	2B	3B	HR	RBI	SH	SF	HB	BB	SO	SB	CS	OBP	SLG	E
2012	GCL Blue Jays	.224	47	170	20	38	56	2	5	2	20	1	0	5	7	25	5	1	.275	.329	11
2013	Bluefield	.297	51	192	28	57	90	11	2	6	36	0	3	2	5	28	1	0	.317	.469	11
	Vancouver	.246	16	69	6	17	24	4	0	1	8	0	0	0	1	13	0	0	.257	.348	7
2014	Lansing	.259	117	474	40	123	156	17	2	4	53	1	4	1	18	72	3	3	.286	.329	26
2015	Lansing	.336	31	122	15	41	55	6	1	2	23	0	5	0	5	24	3	1	.348	.451	5
	Kane County	.333	22	81	12	27	30	1	1	0	3	0	0	1	4	13	2	2	.372	.370	4
2016	Dunedin	.219	67	260	16	57	76	9	2	2	21	1	1	5	9	49	1	3	.258	.292	10
	Visalia	.314	79	315	61	99	162	14	5	13	42	0	1	2	15	41	2	1	.348	.514	9
	Mobile	.306	48	173	24	53	78	9	2	4	20	0	0	0	4	15	1	1	.322	.451	5
2017	Jackson	.282	88	341	40	96	146	21	4	7	43	0	4	3	21	51	1	0	.325	.428	11
	Erie	.269	43	175	18	47	73	6	1	6	22	0	1	0	12	21	2	1	.314	.417	4
2018	Toledo	.269	123	509	56	137	178	26	3	3	59	0	3	2	9	66	12	4	.283	.350	10
DETROIT		.213	27	94	10	20	29	4	1	1	8	0	0	0	7	20	0	0	.267	.309	3
MINOR LEAGUE TOTALS		.275	732	2881	336	792	1124	126	28	50	350	3	22	21	110	418	33	17	.304	.390	113
MAJOR LEAGUE TOTALS		.213	27	94	10	20	29	4	1	1	8	0	0	0	7	20	0	0	.267	.309	3

TRANSACTIONS

- Signed by Toronto as a non-drafted free agent on July 3, 2011
- Acquired by Arizona from Toronto in exchange for Cliff Pennington and cash considerations on August 8, 2015
- Acquired by the Tigers along with Sergio Alcántara and Jose King from Arizona in exchange for J.D. Martinez on July 18, 2017

CAREER FIELDING

	G	TC	PO	A	E	DP	PCT
Second Base	27	84	37	44	3	6	.964

CAREER HIGHS

Hits: 3 (twice) - last, September 2, 2018 at New York (AL)

Home Runs: 1 - September 28, 2018 at Milwaukee

RBI: 2 (twice) - last, September 28, 2018 at Milwaukee

Stolen Bases: No Major League stolen bases

Hitting Streak: 4 - September 26-29, 2018




8

MIKIE
MAHTOOK

HT: 6-1
WT: 216
BT: R
TH: R
BORN: 11/30/1989 IN LAFAYETTE, LA

OUTFIELDER

Opening Day Age: 29

Major League Service: 2.110

How Obtained: Acquired by the Tigers from Tampa Bay in exchange for a player to be named later (Drew Smith) on January 18, 2017.

Residence: Baton Rouge, LA

Signed Through: 2019

SEASON HIGHLIGHTS

Split the **2018** season between Triple A Toledo and Detroit, appearing in 72 games with the Mud Hens and 67 games with the Tigers.

- After not homering in his first 33 games (122 PA) of the season with Detroit, he homered nine times in his final 34 games (128 PA).
- Had a four-hit performance on April 29 vs. Louisville...added a second four-hit game on August 7 at Rochester.
- Homered in back-to-back games for the Tigers on September 4-5 at Chicago (AL).

Established career highs with 50 runs scored, 96 hits, 15 doubles, six triples, 12 home runs and 38 RBI in **2017** as he played in 109 games with the Tigers.

- Finished the season tied for third in the American League with six triples.
- Hit a game-tying, pinch-hit RBI double in the eighth inning on April 7 vs. Boston -- marked his first hit with the Tigers and the first pinch hit of his Major League career.
- Played in 18 games during the month of June and batted .333/.333/.529 with five runs scored, two doubles, one triple, two home runs and seven RBI.
- Hit a go-ahead, two-run home run in the ninth inning on July 19 at Kansas City...was his second career go-ahead homer in the ninth inning.
- Committed his first error of the season on July 20 at Kansas City, snapping his errorless streak at 123 games, dating back to September 20, 2015 vs. Baltimore.
- Had a career-long, 11-game hitting streak from July 15-26...hit .381/.426/.667 with eight runs scored, six extra-base hits and five RBI.
- Named Tigers Player of the Month for July after hitting .346/.422/.538 with 17 runs scored, five doubles, two triples, two home runs and nine RBI in 23 games...ranked seventh in the American League in batting average during the month, while he was eighth in on-base percentage.
- Reached base safely in a career-best 18 straight games from July 16-August 3...had a .465 on-base percentage during the streak.
- Posted multiple hits in a career-long five straight games from August 8-12.
- Notched his first career walk-off hit on September 15 vs. Chicago (AL) with a RBI single.

Played in 65 games during two separate stints with Tampa Bay in **2016**.

- Started 17 games in right field, 17 games in center field and 16 games in left field for the Rays -- was one of two Major League players to start at least 15 games at all three outfield positions, joining New York (AL)'s Aaron Hicks.
- Sideline from April 20-May 13 with a right back strain.
- Sideline from June 21-August 6 with a left hand fracture.
- Hit his first homer of the season at the Major League level on August 26 at Houston, snapping a 114 at-bat homerless drought...became the first Ray to hit a go-ahead homer with two outs in the ninth inning since Evan Longoria on May 11, 2013 vs. San Diego.

Saw time at both Triple A Durham and Tampa Bay in **2015**, combining to play in 139 games.

- Led all American League rookies (min. 100 at-bats) with a .619 slugging percentage and .970 OPS, while he was third with a .295 (31x105) batting average.
- Hit nine home runs in his first 41 career games, which were the second most by a Tampa Bay player, trailing only Elijah Dukes, who hit 10 home runs in his first 41 career games in 2007.
- Made his Major League debut on April 10 at Miami, going 0x1.
- Picked up his first Major League hit on April 15 at Toronto, hitting a two-run home run off of Mark Buehrle... the second hit of his Major League career was also a home run on June 7 at Seattle off of Mike Montgomery.

- Stole a base in three straight games from September 14-16 vs. New York (AL) -- became the first Ray with a stolen base in three straight games since Ben Zobrist did so from July 18-20, 2012.
- Established a Rays rookie record with five hits on September 18 vs. Baltimore, going 5x5 with two doubles...marked the eighth time in franchise history that a player has had five hits and the third time the feat has occurred at Tropicana Field.
- Hit five home runs in his final 23 at-bats of the season, including homering in four straight starts -- became the first Rays rookie to do that and only the fifth Rays player ever, joining Carlos Peña (6 straight starts, 2010), Julio Lugo (4, 2003), Jose Canseco (5, 1999) and Fred McGriff (4, 1999).
- Finished the month of September with a .356 (21x59) batting average, which was the second-highest ever by a Tampa Bay rookie in a calendar month, trailing only Rocco Baldelli, who hit .368 in April, 2003.
- Rated as the sixth-best prospect in the Rays organization by *Baseball America* following the season.

Selected the Most Valuable Player of Triple A Durham in **2014** after leading the team with a .292 (143x489) batting average, 143 hits, six triples, 68 RBI, 224 total bases, .458 slugging percentage, .362 on-base percentage and 18 stolen bases.

- Selected to the International League Midseason All-Star Team and was named an Organizational All-Star by MiLB.com.
- Ranked fourth in the International League with 224 total bases, while he was fifth with 143 hits -- hit .387 (48x124) vs. lefties, which was the second-best average in the International League (min. 100 at-bats).
- Had 11 straight hits (and a walk) over three games from April 13-15 -- recorded a five-hit game on April 14 at Charlotte and four-hit game on April 15 at Charlotte.
- Posted a 10-game hitting streak from April 9-19 -- hit .488/.543/.683 with five runs scored, two doubles, three triples and five RBI.
- Named the Rays Minor League Player of the Month for May after hitting .351/.398/.596 with nine runs scored, 15 doubles, one triple, two home runs and 19 RBI in 24 games.
- Ranked as the sixth-best prospect in the Tampa Bay organization and rated as having the best strike zone discipline in the International League by *Baseball America* following the season.

Spent the entire **2013** season with Double A Montgomery, playing in 132 games.

- Led the Biscuits in runs scored (71), doubles (30) and stolen bases (25) -- ranked second in the Southern League with 511 at-bats and fifth with eight triples.
- Selected to the Southern League Midseason All-Star Team.
- Hit safely in 12 straight games from April 25-May 8 -- hit .341/.434/.591 with nine runs scored, two doubles, three triples, one home run and 13 RBI.

Completed his first professional season in **2012**, seeing time at both Single A Charlotte and Double A Montgomery.

- Named to the Florida State League Midseason All-Star Team.
- Ranked ninth in the FSL with a .290 (99x341) batting average.
- Hit the first home run of his professional career and drove in four runs on May 21 vs. Brevard County.
- Ranked as the 12th-best prospect in the Tampa Bay organization by *Baseball America* following the season.

Selected by the Rays in the first round (31st overall) of the **2011** Major League Baseball First-Year Player Draft.

- Played with the Surprise Saguaros of the Arizona Fall League and hit .338/.410/.544 with 15 runs scored, three doubles, one triple, three home runs and 14 RBI in 18 games -- selected to play in the AFL Rising Stars Game.
- Rated as the 10th-best prospect in the Rays organization by *Baseball America* following the season.

PERSONAL/MISCELLANEOUS

- Resides in Baton Rouge, LA during the offseason.
- Participates in the Tigers Dreams Come True and Autographed Memorabilia Donation programs; attended the Tigers Winter Caravan and TigerFest.
- In January **2015**, he launched the Mikie Mahtook Foundation, a non-profit organization dedicated to the education and prevention of heart disease...in January **2018**, they hosted "LSU Baseball Legends for Charity", a gala that raised \$100,000 for several organizations devoted to that cause...his father, Mike, passed away of a heart attack at age 32, when Mikie was only four years old...Mikie writes his father's football uniform number (54) on his cleats.
- Played three seasons at Louisiana State University and helped the Tigers to the national championship as a freshman in **2009** -- currently ranks second in school history with 12 triples and sixth with 60 stolen bases...finished his career with an activestreak of 70 straight games reaching base safely.





MICHAEL (MIKIE) ANTHONY MAHTOOK'S CAREER RECORD

Year	Club	AVG	G	AB	R	H	2B	3B	HR	RBI	SH	SF	HB	BB	SO	SB	CS	OBP	SLG	E	
2012	Charlotte	.290	92	341	44	99	143	15	7	5	37	0	6	10	29	71	19	6	.358	.419	5
	Montgomery	.248	39	153	17	38	62	10	1	4	25	0	2	3	11	31	4	3	.308	.405	1
2013	Montgomery	.254	132	511	71	130	197	30	8	7	68	0	4	10	43	102	25	8	.322	.386	8
2014	Durham	.292	132	489	56	143	224	33	6	12	68	0	5	10	46	137	18	5	.362	.458	5
2015	Durham	.249	98	385	35	96	141	27	3	4	45	0	2	9	22	98	10	1	.304	.366	1
	Tampa Bay	.295	41	105	22	31	65	5	1	9	19	1	0	3	6	31	4	3	.351	.619	1
2016	GCL Rays#	.333	1	3	0	1	1	0	0	0	0	0	0	1	1	0	0	.500	.333	0	
	Charlotte#	.400	3	10	1	4	4	0	0	0	0	0	0	1	1	0	0	.455	.400	0	
	Durham	.305	27	105	16	32	46	5	3	1	7	0	1	2	12	24	5	1	.383	.438	1
	Tampa Bay	.195	65	185	16	36	54	9	0	3	11	1	1	2	7	68	0	1	.231	.292	0
2017	DETROIT	.276	109	348	50	96	159	15	6	12	38	0	2	6	23	79	6	0	.330	.457	2
2018	Toledo	.251	72	283	40	71	128	12	6	11	35	0	2	5	25	82	6	4	.321	.452	1
	DETROIT	.202	67	223	24	45	80	4	2	9	29	0	3	3	21	66	4	1	.276	.359	3
MINOR LEAGUE TOTALS		.269	596	2280	280	614	946	132	34	44	285	0	22	49	190	547	87	28	.336	.415	22
DETROIT TOTALS		.247	176	571	74	141	239	19	8	21	67	0	5	9	44	145	10	1	.308	.419	5
MAJOR LEAGUE TOTALS		.242	282	861	112	208	358	33	9	33	97	2	3	14	57	244	14	5	.297	.416	6

TRANSACTIONS


- Selected by Florida in the 39th round of the June 2008 draft, but did not sign
- Selected by Tampa Bay in the first round (31st overall) of the June 2011 draft
- On disabled list, April 20-May 13, 2016 (right back strain)
- On disabled list, June 21-August 6, 2016 (left hand fracture)
- Acquired by the Tigers from Tampa Bay in exchange for a player to be named later (Drew Smith) on January 18, 2017

CAREER FIELDING

	G	TC	PO	A	E	DP	PCT
Outfield	263	529	513	10	6	5	.989

CAREER HIGHS

- Hits:** 5 - September 18, 2015 vs. Baltimore
- Home Runs:** 1 (33 times) - last, September 22, 2018 vs. Kansas City
- RBI:** 4 - August 18, 2018 at Minnesota
- Stolen Bases:** 1 (14 times) - last, September 16, 2018 at Cleveland
- Hitting Streak:** 11 - July 15-26, 2017



7

JORDY MERCER

HT: 6-3 WT: 210 BT: R TH: R BORN: 8/27/1986 IN TULSA, OK

SHORTSTOP

Opening Day Age: 32 Residence: Edmond, OK

Major League Service: 6.095 Signed Through: 2019

How Obtained: Signed by the Tigers as a free agent on December 14, 2018

CAREER HIGHLIGHTS

The 2019 season will mark Mercer's eighth at the Major League level and his first with the Tigers after signing as a free agent on December 14, 2018.

- Ranks fifth among all active shortstops with a .980 fielding percentage, while he is 14th with 772 games played at shortstop.

SEASON HIGHLIGHTS

Established a career high with 29 doubles in 2018 as he completed his seventh season with the Pirates.

- Led all National League players with 86 hits from the eighth spot of the batting order and ranked second behind Dansby Swanson with 33 RBI.
- Hit safely in each of his first 14 home games through May 11, the longest streak to start a season at home for a Pirates player since Dave Parker had at least one hit in the first 17 home games of 1976.
- Tied a career high with four RBI and went 3x4 on July 12 vs. Milwaukee.
- Sidelined from August 15-29 with a left calf strain.

Set a new career high with 14 home runs, five triples and 204 total bases in 2017 with Pittsburgh.

- His 14 home runs were the fourth-highest, single-season total by a Pirates shortstop and the most since Jay Bell hit 16 in 1991.



2019 TIGERS

- Ranked fourth among National League shortstops with a .982 fielding percentage.
- Hit his second career leadoff home run on April 21 vs. New York (AL), off CC Sabathia.
- Homered in back-to-back games on May 23-24 and was part of back-to-back-to-back home runs in the 10th inning on May 24 at Atlanta.
- Posted an 11-game hitting streak from June 9-21, batting .385/.429/.615 with five runs scored, two doubles, two triples, one home run and six RBI.
- Drove in four runs on September 23 vs. St. Louis, tying a career high.

Tied a career high with 149 games played in **2016** with the Pirates.

- Established career highs with 66 runs scored, 133 hits and 59 RBI.
- Ranked third among National League shortstops with a .985 fielding percentage, trailing only Philadelphia's Freddy Galvis (.987) and New York (NL)'s Asdrubal Cabrera (.986)...also ranked second with 95 double plays turned and third with 607 total chances.
- Notched his first career leadoff home run on June 18 at Chicago (NL) off Jon Lester.
- Hit safely in 11 consecutive games from June 16-26, batting .382/.417/.588 with four runs scored, one double, two home runs and four RBI.
- Recorded a career-long, 52-game errorless streak from May 17-July 17.
- Belted his first career grand slam and tied a career high with four RBI on August 26 at Milwaukee.

Appeared in 116 games with Pittsburgh in **2015**.

- Homered in consecutive games on June 2-3 at San Francisco.
- Hit .304/.343/.457 with nine runs scored, eight doubles, two home runs and nine RBI in 25 games during June.
- Sidelined from July 20-August 23 with a left knee sprain.
- Tied a career high with four hits on September 21 at Colorado.
- Went 0x2 as the starting shortstop in the National League Wild Card Game vs. Chicago (NL).

Completed his first full season in the Majors in **2014**, playing in a career-best 149 games.

- Finished the season with 12 home runs, which were the most homers by a Pirates shortstop since Pat Meares hit 13 in 2000.
- Posted a .437 slugging percentage from May 31 through the end of the regular season, which ranked second among National League shortstops, trailing only Johnny Peralta (.447), while his 49 RBI ranked third.
- Tied a career high with four hits and scored a career-best four runs on June 2 at San Diego.
- Drove in a career-high four RBI on July 4 vs. Philadelphia.
- Delivered a walk-off double in the 11th inning on July 19 vs. Colorado.
- Finished the month of July batting .319/.385/.440 with nine runs scored, six doubles, one triple, one home run and 13 RBI in 26 games.
- Started at shortstop in the National League Wild Card Game vs. San Francisco, going hitless in four at-bats.

Spent most of the **2013** season with Pittsburgh, seeing time in 103 games with the Pirates...also appeared in 26 games with Triple A Indianapolis.

- Began the season with Indianapolis and hit .330/.398/.440 with 10 runs scored, five doubles, one triple, one home run and 15 RBI in 25 games during April.
- Recorded his first career multi-homer game on May 11 at New York (NL).
- Posted a career-best, 11-game hitting streak from July 10-26, batting .341/.383/.432 with five runs scored, four doubles and five RBI.
- Hit an inside-the-park home run on September 29 at Cincinnati.
- Played in 16 games in September, hitting .347/.373/.633 with seven runs scored, six doubles, one triple, two home runs and five RBI.
- Appeared in five games of the National League Division Series vs. St. Louis and hit .250/.333/.250.

Made his Major League debut in **2012**, appearing in 42 games with the Pirates...also played in 56 games with Triple A Indianapolis.

- Selected to the International League Midseason All-Star Team.
- Recorded at least one hit in 14 straight games from April 30-May 13, hitting .375/.417/.446 with six runs scored, four doubles and five RBI.
- Played in 24 games in May and hit .358/.408/.453 with 15 runs scored, six doubles, one home run and nine RBI.
- Made his Major League debut on May 29 vs. Cincinnati, grounding out as a pinch hitter.
- Picked up the first hit of his big league career on May 30 vs. Cincinnati, singling off Johnny Cueto.
- Belted his first Major League home run on August 8 vs. Arizona, hitting a solo shot off Josh Collmenter.

Combined to play in 132 games between Double A Altoona and Triple A Indianapolis in **2011**.

- Named a Double A All-Star by *Baseball America* and was selected an Organizational All-Star by MiLB.com.
- Led all Pittsburgh Minor Leaguers with 19 home runs.

- Posted a 13-game hitting streak with Altoona from May 25-June 8, batting .320/.375/.600 with 13 runs scored, two doubles, four home runs and 10 RBI.
- Earned Eastern League Player of the Week honors for the week ending June 19 after hitting .381/.375/.810 with four runs scored, three doubles, two home runs and nine RBI in six games.
- Homered in three straight games with Indianapolis from August 29-31.
- Hit .313/.347/.491 with 26 runs scored, nine doubles, one triple, three home runs and 15 RBI in 29 games in August.
- Rated as possessing the best infield arm in the Pirates organization by *Baseball America* following the season.

Saw time in 126 games with Double A Altoona in **2010**.

- Hit his first Double A home run and finished a single shy of hitting for the cycle on April 22 vs. Erie.
- Went 4x4 with a RBI on May 22 at Erie...also had a four-hit performance on August 24 vs. Erie and September 2 at Bowie.
- Finished the month of June hitting .312/.353/.398 with 12 runs scored, five doubles, one home run and 17 RBI in 25 games.
- Helped Altoona to the Eastern League championship, hitting three home runs in the postseason, including his first career two-homer game in Game Two of the championship series vs. Trenton on September 15.
- Played for the Mesa Solar Sox in the Arizona Fall League, hitting .267/.337/.360 with 10 runs scored, four doubles, one home run and 13 RBI in 20 games.
- Ranked as the 22nd-best prospect and rated as possessing the best infield arm in the Pirates organization by *Baseball America* following the season.

Spent the entire **2009** season with Single A Lynchburg, appearing in 131 games.

- Led the Carolina League with 36 doubles and 14 sacrifice flies, while he ranked second with 513 at-bats and fifth with 131 hits and 83 RBI...also led all league shortstops with 86 double plays turned.
- Played in 27 games in August, batting .303/.371/.434 with 13 runs scored, four doubles, three home runs and 19 RBI.
- Hit .314/.306/.457 with three runs scored, two doubles, one home run and four RBI in eight games of the Carolina League playoff as he helped Lynchburg to the league title.
- Ranked as the 22nd-best prospect in the Pirates system by *Baseball America* following the season.

Made his professional debut in **2008** as he played in 56 games between Single A State College and Single A Hickory.

- Hit his first professional home run on June 24 vs. Williamsport.
- Recorded at least one hit in his final 10 games of the season with Hickory from August 15-September 1, hitting .359 (14x39) with four runs scored, three doubles and two RBI.
- Ranked as the 15th-best prospect and rated as possessing the best infield arm in the Pirates organization by *Baseball America* following the season.

PERSONAL/MISCELLANEOUS

- Resides in Edmond, OK, in the offseason, with his wife, Kasey, and their sons, Maverick, Maddon and Manning.
- Participated in the Tigers Winter Caravan.
- Played college baseball at Oklahoma State University, where he was a three-time All-Big 12 selection...was a two-way player for the Cowboys and ended his collegiate career as the school's all-time saves leader with 17...was elected into the Oklahoma State Cowboy Baseball Hall of Fame in November, **2016**.
- Won silver medals as a member of Team USA at the Pan American Games in Brazil in **2007** and in Mexico in **2011**.

TRAMMELL AND WHITAKER SET AL RECORD

Former Tigers Alan Trammell and Lou Whitaker, who played together from 1977-95, established an American League record in 1995 with 1,918 appearances as teammates. Trammell and Whitaker, who played shortstop and second base, respectively, broke the old American League mark of 1,914 held by Kansas City third baseman George Brett and second baseman Frank White. The Major League mark for appearances by two players as teammates is 2,015, held by third baseman Ron Santo and outfielder Billy Williams of the Chicago Cubs, who played together from 1960-73.



2019 TIGERS

JORDY JOE MERCER'S CAREER RECORD

Year	Club	AVG	G	AB	R	H	TB	2B	3B	HR	RBI	SH	SF	HB	BB	SO	SB	CS	OBP	SLG	E
2008	State College	.250	6	24	5	6	12	1	1	1	2	0	0	0	1	3	1	0	.280	.500	0
	Hickory	.250	50	192	21	48	67	7	0	4	18	1	1	2	12	44	4	3	.300	.349	10
2009	Lynchburg	.255	131	513	64	131	205	36	4	10	83	3	14	9	41	93	10	6	.314	.400	21
2010	Altoona	.282	126	485	67	137	181	31	2	3	65	6	9	7	31	69	7	1	.329	.373	15
2011	Altoona	.268	72	265	40	71	129	17	1	13	48	3	6	4	23	35	6	3	.329	.487	8
	Indianapolis	.239	60	226	39	54	87	13	1	6	21	3	0	8	13	43	3	3	.304	.385	3
2012	Indianapolis	.287	56	209	28	60	88	14	1	4	27	1	2	4	20	45	3	5	.357	.421	7
	Pittsburgh	.210	42	62	7	13	23	5	1	1	5	0	1	1	4	14	0	1	.265	.371	1
2013	Indianapolis	.333	26	96	11	32	43	6	1	1	19	0	1	0	12	17	3	1	.404	.448	2
	Pittsburgh	.285	103	333	33	95	145	22	2	8	27	5	1	4	22	62	3	2	.336	.435	15
2014	Pittsburgh	.255	149	506	56	129	196	27	2	12	55	5	5	4	35	89	4	1	.305	.387	11
2015	Indianapolis#	.240	7	25	3	6	9	0	0	1	3	0	0	0	1	5	0	0	.269	.360	0
	Pittsburgh	.244	116	394	34	96	126	21	0	3	34	4	3	2	27	73	3	2	.293	.320	7
2016	Pittsburgh	.256	149	519	66	133	194	22	3	11	59	7	2	5	51	83	1	1	.328	.374	9
2017	Pittsburgh	.255	145	502	52	128	204	24	5	14	58	0	2	3	51	88	0	4	.326	.406	10
2018	Pittsburgh	.251	117	394	43	99	150	29	2	6	39	1	3	6	32	87	2	0	.315	.381	10
MINOR LEAGUE TOTALS		.268	534	2035	278	545	821	125	11	43	286	17	33	34	154	354	37	22	.325	.403	66
MAJOR LEAGUE TOTALS		.256	821	2710	291	693	1038	150	15	55	277	22	17	25	222	496	13	11	.316	.383	63

TRANSACTIONS

- Selected by Pittsburgh in the third round of the June 2008 draft
- On Major League paternity leave list, August 20-23, 2012
- On disabled list, July 20-August 23, 2015 (left knee sprain)
- On disabled list, August 15-29, 2018 (left calf strain)
- Signed by the Tigers as a free agent on December 14, 2018

WILD CARD GAME RECORD

Year	Club/Opp.	AVG	G	AB	R	H	TB	2B	3B	HR	RBI	SH	SF	HB	BB	SO	SB	CS	OBP	SLG	E
2014	PIT vs. SF	.000	1	4	0	0	0	0	0	0	0	0	0	0	0	2	0	0	.000	.000	0
2015	PIT vs. CHC	.000	1	2	0	0	0	0	0	0	0	0	0	0	0	1	0	0	.000	.000	0
WILD CARD GAME TOTALS		.000	2	6	0	0	0	0	0	0	0	0	0	0	0	3	0	0	.000	.000	0

DIVISION SERIES RECORD

Year	Club/Opp.	AVG	G	AB	R	H	TB	2B	3B	HR	RBI	SH	SF	HB	BB	SO	SB	CS	OBP	SLG	E
2013	PIT vs. STL	.250	5	8	0	2	2	0	0	0	0	0	0	0	1	2	0	0	.333	.250	0
DIVISION SERIES TOTALS		.250	5	8	0	2	2	0	0	0	0	0	0	0	1	2	0	0	.333	.250	0

CAREER FIELDING

	G	TC	PO	A	E	DP	PCT
First Base	1	1	1	0	0	0	1.000
Second Base	33	129	35	91	3	17	.977
Third Base	2	3	0	3	0	0	1.000
Shortstop	772	3072	926	2086	60	444	.980
Outfield	1	0	0	0	0	0	---

CAREER HIGHS

- Hits:** 4 (three times) - last, September 21, 2015 at Colorado
- Home Runs:** 2 - May 11, 2013 at New York (NL)
- RBI:** 4 (four times) - last, July 12, 2018 vs. Milwaukee
- Stolen Bases:** 1 (13 times) - last, July 12, 2018 vs. Milwaukee
- Hitting Streak:** 11 (three times) - last, June 9-21, 2017

GRAND SLAMS (1)

August 26, 2016 at Milwaukee (Matt Garza)

TWO HOME RUN GAMES (1)

May 11, 2013 at New York (NL)





74

CASEY MIZE

HT: 6-3 WT: 220 BT: R TH: R BORN: 5/1/1997 IN SPRINGVILLE, AL

RIGHTHANDED PITCHER

Opening Day Age: 21 Residence: Franklin, TN

Major League Service: 0.000 Signed Through: 2019

How Obtained: Selected by the Tigers in the first round (first overall) of the June 2018 draft

NON-ROSTER INVITEE

SEASON HIGHLIGHTS

Made five starts between the GCL Tigers West and Single A Lakeland as he completed his first season of professional baseball in **2018**.

- Made his professional debut on July 26 vs. the GCL Yankees East, throwing 2.0 hitless innings with four strikeouts.
- Struck out four over 3.0 shutout innings in his first start with Lakeland on July 31 at Dunedin.
- Ranked as the top prospect in the Tigers organization and the No. 16 prospect overall by *Baseball America* following the season.

PERSONAL/MISCELLANEOUS

- Resides in Franklin, TN during the offseason.
- Played collegiately at Auburn University, pitching for the Tigers from 2016-18...became just the second two-time All-American and consensus All-American in Auburn history...earned first-team All-SEC honors and was a finalist for the Golden Spikes Award and Dick Howser Trophy in **2018**, as he led the SEC with 151 strikeouts, 12.45 strikeouts per 9.0 innings and a 0.81 WHIP, while he was second in the league with 12 walks allowed and 0.99 walks allowed per 9.0 innings...named a second team All-American in **2017** as he went 8-2 with a 2.04 ERA (83.2IP/19ER), which ranked third in the SEC and 25th nationally...also led the country with a 12.11 strikeout-to-walk ratio.
- Recommended/signed by Justin Henry for the Tigers.

CASEY A. MIZE'S CAREER RECORD

Year	Club	W-L	ERA	G	GS	CG	SHO	SV	IP	H	AB	R	ER	HR	HB	BB	SO	WP	BK	AVG
2018	GCL Tigers West	0-0	0.00	1	1	0	0	0	2.0	0	6	0	0	0	0	1	4	0	0	.000
	Lakeland	0-1	4.63	4	4	0	0	0	11.2	13	44	6	6	2	2	2	10	0	0	.295
MINOR LEAGUE TOTALS		0-1	3.95	5	5	0	0	0	13.2	13	50	6	6	2	2	3	14	0	0	.260

TRANSACTIONS

- Selected by the Tigers in the first round (first overall) of the June 2018 draft

OPENING DAY BLANKINGS

The Tigers have shut out their opponents nine times on Opening Day in franchise history:

Date	Opponent	Score
April 11, 1907	vs. Cleveland	2-0
April 14, 1909	vs. Chicago (AL)	2-0
April 12, 1916	at Chicago (AL)	4-0
April 14, 1936	at Cleveland	3-0
April 15, 1947	at St. Louis	7-0
April 13, 1954	vs. Baltimore	3-0
April 6, 1970	at Washington	5-0
April 5, 2004	at Toronto	7-0
April 6, 2015	vs. Minnesota	4-0




51

MATT
MOORE

HT: 6-3
WT: 210
BT: L
TH: L
BORN: 6/18/1989 IN FORT WALTON BEACH, FL

LEFTHANDED PITCHER

Opening Day Age: 29

Major League Service: 7.000

How Obtained: Signed by the Tigers as a free agent on December 4, 2018

Residence: St. Petersburg, FL

Signed Through: 2019

CAREER HIGHLIGHTS

The 2019 season will mark Moore's ninth at the Major League level and his first with the Tigers after signing with the club as a free agent on December 4, 2018.

- Selected to the American League All-Star Team in 2013 as a member of the Tampa Bay Rays.
- Participated in the 2011 MLB Futures Game, held at Chase Field in Arizona.

SEASON HIGHLIGHTS

Made a career-high 39 appearances with Texas in **2018**.

- Ranked third on the Rangers pitching staff with 86 strikeouts, while he was fourth with 102.0 innings pitched and fifth with 39 appearances.
- Sidelined from May 19-30 with a right knee sprain.
- Posted a 3.09 ERA (11.2IP/4ER) with 10 strikeouts over his final nine appearances of the season... limited opponents to a .214 (9x42) batting average over that stretch.

Completed his first full season with the Giants in **2017**, appearing in 32 games, including 31 starts.

- Ranked second on the team with 31 starts, 174.1 innings pitched, 148 strikeouts and 14 quality starts.
- Had just 3.67 runs of support per 9.0 innings, which was the third-lowest among all Major League qualifiers...received one-or-no runs 14 times.
- Threw a season-best 8.0 innings on April 10 vs. Arizona, giving up just one run on three hits and five strikeouts.

Began the **2016** season with the Rays, before being acquired by the Giants on August 1.

- Established career highs with 33 starts, 198.1 innings pitched, 178 strikeouts and 18 quality starts.
- Struck out 10 batters on April 17 vs. Chicago (AL)...also had double-digit strikeout performances on June 12 vs. Houston, September 11 at Arizona and September 27 vs. Colorado.
- Went 3-2 with a 2.41 ERA (33.2IP/9ER) and 19 strikeouts in five starts with the Rays in July.
- Threw 8.2 no-hit innings on August 25 at Los Angeles (NL) before Corey Seager singled to break up the no-hitter...he threw a career-high 133 pitches in the game.
- Started Game 4 of the National League Division Series vs. Chicago (NL), allowing just two runs (one earned) on two hits with 10 strikeouts in 8.0 innings...became just the fifth pitcher in Major League history to allow two-or-fewer hits with at least 10 strikeouts in an elimination game.

Returned from injury to make 12 starts with the Rays in **2015**.

- Sidelined from April 5-July 2 while recovering from left elbow surgery.
- Made his season debut with the Rays on July 2 vs. Cleveland, which was his first Major League start since April 7, 2014 at Kansas City.
- Struck out a franchise-record 16 batters with Triple A Durham on August 22 vs. Columbus.
- Started six games for the Rays in September/October, posting a 2-1 record with a 2.97 ERA (36.1IP/12ER) and 29 strikeouts.

Limited to only two starts in **2014**, missing most of the season due to injury.

- Sidelined from April 8-November 3 with a left elbow strain...underwent season-ending surgery on April 22 to repair the ulnar collateral ligament in his left elbow...the surgery was performed by Dr. James Andrews in Birmingham, AL.

Named to the American League All-Star Team in **2013**, ranking second in the AL with a club record .810 winning percentage and tied for third with 17 wins.

- Threw a perfect inning of relief in the All-Star Game at New York (NL)'s Citi Field on July 16.
- Led the Rays in victories and was second with 143 strikeouts.

- Won his first eight decisions of the season, tying a club record for longest single-season winning streak... at age 23, he became the youngest American League lefthanded pitcher to begin a season with at least eight consecutive wins exclusively as a starter since Boston's Babe Ruth in 1917.
- Established a Tampa Bay record for wins prior to the All-Star break, posting a 13-3 record in 19 starts.
- Threw a shutout on July 22 at Boston, allowing just two hits and striking out four.
- Sidelined from July 29-September 3 with a left elbow strain.

Completed his first full season at the Major League level in **2012**, starting 31 games with the Rays.

- Selected as Tampa Bay's outstanding rookie after ranking third on the team with 11 wins, 177.1 innings pitched and 175 strikeouts.
- Ranked second among Major League rookies in strikeouts and tied for second among American League rookies with 31 starts...averaged 8.9 strikeouts per 9.0 innings, which was the fifth-best mark among all AL qualifying pitchers.
- Struck out a season-high 10 batters on May 28 vs. Chicago (AL).
- Posted his best month of the season in August, going 3-1 with a 2.19 ERA (37.0IP/9ER) and 40 strikeouts in six starts.

Won the Spink Award as Topps Minor League Player of the Year and was named the MiLB.com Minor League Starting Pitcher of the Year in **2011**.

- Represented the U.S. Team in the MLB Futures Game at Chase Field.
- Named the Rays Minor League and Southern League Pitcher of the Year.
- Selected to the *Baseball America* Minor League All-Star and Double A All-Star Teams, while he was also named to the Southern League Midseason and Postseason All-Star Teams.
- Led all Minor League pitchers with 12.2 strikeouts per 9.0 innings, while he ranked second with a 1.92 ERA (155.0IP/33ER), 210 strikeouts and a .184 (101x548) opponents batting average.
- Threw a no-hitter on June 16 at Mobile, striking out 11 and walking two.
- Made his Major League debut on September 14 vs. Baltimore, allowing two runs on three hits with two strikeouts...fanned his first two batters faced, J.J. Hardy and Nick Markakis.
- Won the first start of his Major League career on September 22 at New York (AL), tossing 5.0 scoreless innings with 11 strikeouts, which set a club record for a first Major League start and were the most by an American League pitcher since Oakland's Tim Hudson struck out 11 on June 8, 1999.
- Started Game 1 of the American League Division Series at Texas, giving up just two hits in 7.0 shutout innings, becoming the first rookie in Major League history to pitch at least 7.0 shutout innings and allow two-or-fewer hits in a postseason game.
- Rated as the top prospect in the Rays organization, the Southern League and the International League and the No. 2 overall prospect by *Baseball America* following the season.

Led all Minor Leaguers in strikeouts for the second straight season in **2010**, fanning 208 batters in 144.2 innings with Single A Charlotte...became the first Minor League with 200-or-more strikeouts in a season since Francisco Liriano with the Minnesota organization in 2005.

- Led the Florida State League with a .210 (109x518) opponents batting average, while he was 10th with a 3.36 ERA (144.2IP/54ER)...also led all FSL starting pitchers with 12.94 strikeouts per 9.0 innings and was fourth with 11.07 baserunners per 9.0 innings.
- Named a *Baseball America* Minor League All-Star and a Topps Class A All-Star, while he was also selected to the Florida State League Postseason All-Star Team.
- Tabbed the Florida State League Pitcher of the Week four times during the season, earning the honor for the weeks ending June 21, July 26, August 2 and August 30.
- Named the Rays Minor League Pitcher of the Month for July and August...in five starts in July, he was 1-1 with a 1.72 ERA (31.1IP/6ER) and 44 strikeouts, while he was 2-2 with a 1.07 ERA (33.2IP/4ER) and 55 strikeouts in six August starts.
- Ranked as the second-best prospect in the Rays organization, the top prospect in the Florida State League and the No. 15 prospect overall by *Baseball America* following the season.

Spent the entire **2009** season with Single A Bowling Green, starting 26 games.

- Earned team Most Valuable Player honors, leading all Minor Leaguers with 176 strikeouts, while he paced all full-season Minor Leaguers with 12.88 strikeouts per 9.0 innings...led the South Atlantic League with a .195 (86x442) opponents batting average.
- Threw a 7.0-inning no-hitter on June 6 at Asheville, striking out a season-high 12 batters...earned South Atlantic League Pitcher of the Week honors following the performance.
- Started 11 games in June/July, compiling a 4-2 record with a 1.79 ERA (60.1IP/12ER) and 81 strikeouts.
- Ranked as the fourth-best prospect in the Rays organization, the third-best prospect in the South Atlantic League and the No. 35 prospect overall by *Baseball America* following the season.

Led all Minor League pitchers with 12.75 strikeouts per 9.0 innings and a .154 (30x195) opponents batting average as he was named the Pitcher of the Year for Rookie-level Princeton in **2008**.

- Selected to the *Baseball America* Rookie All-Star Team.



2019 TIGERS

- Posted a 1.66 ERA (54.1IP/10ER), which was the lowest in the Rays organization and the sixth-lowest in all of the Minors...led the Appalachian League with 77 strikeouts.
- Earned the first win of his professional career on June 27 vs. Burlington, throwing 5.0 no-hit innings with three unearned runs allowed and six strikeouts.
- Allowed one earned run-or-less over his final seven starts from July 17-August 25, posting a 0.53 ERA (34.0IP/2ER) with 44 strikeouts.
- Ranked as the sixth-best prospect in the Rays organization and the third-best prospect in the Appalachian League by *Baseball America* following the season.

Made his professional debut in **2007** with Rookie-level Princeton, appearing in eight games, including three as a starter.

- Averaged better than a strikeout per inning, fanning 29 in 20.1 innings.

PERSONAL/MISCELLANEOUS

- Resides in St. Petersburg, FL during the offseason with his wife, Anna, and sons, Luke.
- Participated in the Tigers Winter Caravan and TigerFest.
- Named Gatorade's New Mexico Player of the Year in **2007** as a senior at Moriarty High School.

MATTHEW CODY MOORE'S CAREER RECORD

Year	Club	W-L	ERA	G	GS	CG	SHO	SV	IP	H	AB	R	ER	HR	HB	BB	SO	WP	BK	AVG
2007	Princeton	0-0	2.66	8	3	0	0	0	20.1	12	75	6	6	1	2	16	29	2	0	.160
2008	Princeton	2-2	1.66	12	12	0	0	0	54.1	30	195	22	10	0	4	19	77	4	0	.154
2009	Bowling Green	8-5	3.15	26	26	0	0	0	123.0	86	442	51	43	6	6	70	176	13	0	.195
2010	Charlotte	6-11	3.36	26	26	0	0	0	144.2	109	518	62	54	7	8	61	208	10	2	.210
2011	Montgomery	8-3	2.20	18	18	1	1	0	102.1	68	364	31	25	8	5	28	131	3	1	.187
	Durham	4-0	1.37	9	9	0	0	0	52.2	33	184	8	8	3	1	18	79	4	0	.179
	Tampa Bay	1-0	2.89	3	1	0	0	0	9.1	9	37	3	3	1	0	3	15	2	0	.243
2012	Tampa Bay	11-11	3.81	31	31	0	0	0	177.1	158	663	85	75	18	7	81	175	8	1	.238
2013	Durham#	0-0	9.00	1	1	0	0	0	4.0	8	18	4	4	0	2	2	0	0	0	.444
	Tampa Bay	17-4	3.29	27	27	1	1	0	150.1	119	551	58	55	14	4	76	143	17	1	.216
2014	Tampa Bay	0-2	2.70	2	2	0	0	0	10.0	10	39	3	3	1	0	5	6	0	0	.256
2015	Charlotte#	0-0	1.64	3	3	0	0	0	11.0	9	40	4	2	1	1	4	9	0	0	.225
	Durham	2-3	3.57	7	7	0	0	0	40.1	35	151	18	16	6	2	12	58	2	0	.232
	Tampa Bay	3-4	5.43	12	12	0	0	0	63.0	74	248	40	38	9	4	23	46	6	0	.298
2016	Tampa Bay	7-7	4.08	21	21	0	0	0	130.0	125	499	62	59	20	5	40	109	3	1	.251
	San Francisco	6-5	4.08	12	12	0	0	0	68.1	59	253	31	31	5	1	32	69	3	0	.233
2017	San Francisco	6-15	5.52	32	31	0	0	0	174.1	200	706	116	107	27	7	67	148	10	0	.283
2018	Texas	3-8	6.79	39	12	0	0	0	102.0	128	420	82	77	19	5	41	86	6	0	.305
	MINOR LEAGUE TOTALS	30-24	2.74	110	105	1	1	0	552.2	390	1987	206	168	32	29	230	769	38	3	.196
	AL TOTALS	42-36	4.35	135	106	1	1	0	642.0	623	2457	333	310	82	25	269	580	42	3	.254
	NL TOTALS	12-20	5.12	44	43	0	0	0	242.2	259	959	147	138	32	8	99	217	13	0	.270
	MAJOR LEAGUE TOTALS	54-56	4.56	179	149	1	1	0	884.2	882	3416	480	448	114	33	368	797	55	3	.258

TRANSACTIONS

- Selected by Tampa Bay in the eighth round of the June 2007 draft
- On disabled list, July 29-September 3, 2013 (left elbow strain)
- On disabled list, April 8-November 3, 2014 (left elbow strain)
- On disabled list, April 5-July 2, 2015 (left elbow surgery)
- Acquired by San Francisco from Tampa Bay in exchange for Matt Duffy, Lucius Fox and Michael Santos on August 1, 2016
- Acquired by Texas along with international bonus slot money from San Francisco in exchange for Israel Cruz and Sam Wolff on December 15, 2017
- On disabled list, May 19-30, 2018 (right knee sprain)
- Signed by the Tigers as a free agent on December 4, 2018

ALL-STAR GAME RECORD

Year	League/Site	W-L	ERA	G	GS	CG	SHO	SV	IP	H	AB	R	ER	HR	HB	BB	SO	WP	BK	AVG
2013	AL/New York (NL)	0-0	0.00	1	0	0	0	0	1.0	0	3	0	0	0	0	0	0	0	0	0.000
	ALL-STAR GAME TOTALS	0-0	0.00	1	0	0	0	0	1.0	0	3	0	0	0	0	0	0	0	0	0.000

DIVISION SERIES RECORD

Year	Club/Opp.	W-L	ERA	G	GS	CG	SHO	SV	IP	H	AB	R	ER	HR	HB	BB	SO	WP	BK	AVG
2011	TB vs. TEX	1-0	0.90	2	1	0	0	0	10.0	3	33	1	1	1	1	3	8	1	0	.091
2013	TB vs. BOS	0-1	9.95	2	1	0	0	0	6.1	9	28	8	7	0	1	3	7	1	0	.321
2016	SF vs. CHC	0-0	1.13	1	1	0	0	0	8.0	2	25	2	1	1	0	2	10	0	0	.080
	DIVISION SERIES TOTALS	1-1	3.33	5	3	0	0	0	24.1	14	86	11	9	2	2	8	25	2	0	.163

MAJOR LEAGUE HITTING RECORD

	AVG	AB	R	H	2B	3B	HR	RBI	SH	SF	HBP	BB	SO
2018	.000	0	0	0	0	0	0	0	0	0	0	0	0
Career	.106	85	5	9	0	0	0	5	10	0	0	2	34

CAREER FIELDING

	G	TC	PO	A	E	DP	PCT
Pitcher	179	140	32	99	9	7	.936



CAREER HIGHS

Longest Winning Streak: 9 - September 29, 2012-May 19, 2013
Longest Losing Streak: 5 - June 25-August 7, 2017
Strikeouts: 11 (four times) - last, September 27, 2016 vs. Colorado
Walks: 6 (six times) - last, July 1, 2017 at Pittsburgh
Innings (starter): 9.0 - July 22, 2013 at Boston
Innings (reliever): 4.1 - July 7, 2018 at Detroit
Low-Hit Game (CG): 2 - July 22, 2013 at Boston

10-OR-MORE STRIKEOUT GAMES (8)

September 22, 2011 at New York (AL) (11)	May 28, 2012 vs. Chicago (AL) (10)	June 25, 2013 vs. Toronto (11)
July 11, 2013 vs. Minnesota (10)	April 17, 2016 vs. Chicago (AL) (10)	June 12, 2016 vs. Houston (10)
September 11, 2016 at Arizona (11)	September 27, 2016 vs. Colorado (11)	

44

DANIEL
NORRIS

HT: 6-2 WT: 185 BT: L TH: L BORN: 4/25/1993 IN JOHNSON CITY, TN

LEFTHANDED PITCHER

Opening Day Age: 25

Major League Service: 3.073

How Obtained: Acquired by the Tigers along with Matthew Boyd and Jairo Labourt from Toronto in exchange for David Price on July 30, 2015.

Residence: Johnson City, TN

Signed Through: 2019

CAREER HIGHLIGHTS

- Selected to participate in the MLB Futures Game prior to the Major League Baseball All-Star Game in 2015 at Target Field in Minneapolis -- threw a scoreless inning with one strikeout for the U.S. Team.

SEASON HIGHLIGHTS

Limited to 11 appearances, including eight starts, with Detroit in **2018** due to injury.

- Pitched out of the bullpen on April 5 at Chicago (AL), striking out six and allowing just one run in 3.1 innings.
- Sidelined from April 30-September 1 with a left groin strain.
- Struck out a season-high eight batters in his final start of the season on September 29 at Milwaukee.
- Selected to pitch for the MLB All-Stars in their trip to Japan in November...appeared in three games and did not allow a run in 3.1 innings...also started three games for Aguilas Cibaenas of the Dominican Winter League and had a 0-0 record with a 1.84 ERA (14.2IP/3ER) and 12 strikeouts.

Established career highs with 22 appearances, 101.2 innings pitched and 86 strikeouts in **2017** with the Tigers.

- Allowed four earned runs on April 20 at Tampa Bay, snapping his streak of allowing three earned runs-or-less at 21 consecutive starts...also took the loss in the game at Tampa Bay, which was Norris' first loss in 17 road starts to begin his career...the streak of 16 road starts without a loss to start his career was tied with Todd Wellemeier and Larry Jensen for the second-longest streak since 1913.
- Sidelined from July 6-September 1 with a left groin strain.
- Recorded the 200th strikeout of his Major League career on September 13 at Cleveland.

Split the **2016** season between Detroit and Triple A Toledo.

- Placed on the 15-day disabled list on April 2, retroactive to March 25, with a lower back strain.
- Threw a season-high 7.0 innings on May 16 at Buffalo...also threw 7.0 innings on June 17 vs. Rochester and August 4 at Louisville.
- Placed on the 15-day disabled list on July 5 with a right oblique strain.
- Established a career high with 11 strikeouts on September 12 vs. Minnesota.
- Started five games with the Tigers in September and had a 2-0 record with a 2.73 ERA (29.2IP/9ER) and 38 strikeouts.
- Allowed three earned runs-or-less in all 13 starts with Detroit during the season.

Began the **2015** season in the Toronto Blue Jays organization before being acquired by the Tigers along with Matthew Boyd and Jairo Labourt in exchange for David Price on July 30.

- Began the season with the Toronto Blue Jays, marking the first time in his career he has made an Opening Day roster at the Major League level.



- Earned the first win of his Major League career on April 9 at New York (AL), allowing three runs on six hits with two walks and five strikeouts in 5.2 innings.
- Allowed three earned runs-or-less in each of his first nine starts with Triple A Buffalo from May 6-June 18 -- during the stretch he had a 3.44 ERA (49.2IP/19ER) and 51 strikeouts.
- Made his Tigers debut on August 2 at Baltimore and earned the win, tossing a career-long 7.1 innings and allowing one run on four hits with one walk and five strikeouts.
- Hit a home run in his first professional plate appearance, a two-run home run in the second inning on August 19 at Chicago (NL) off of Jon Lester to record his first Major League hit, home run and RBI -- became the first Tiger pitcher to hit a home run in a game since Jason Johnson on June 8, 2005 at Los Angeles (NL) and the first American League pitcher to hit a home run at Wrigley Field.
- Sidelined from August 20-September 16 with a right oblique strain.

Made his Major League debut in **2014** with the Toronto Blue Jays.

- Named a Minor League All-Star by *Baseball America*, while he was the MiLB.com staff choice for breakout prospect and MiLB.com fans' choice for best starting pitcher.
- Selected as an MiLB.com Organizational All-Star and was named to the Florida State League Midseason All-Star Team.
- Allowed one earned run-or-less in each of his first 10 starts with Single A Dunedin from April 6-May 27 -- had a 4-0 record, a 0.72 ERA (50.1IP/4ER) and 60 strikeouts.
- Recorded double-digit strikeouts in consecutive starts for Triple A Buffalo, fanning 10 batters on August 10 at Durham and a season-high 13 batters on August 15 at Lehigh Valley -- became the first Bisons pitcher in the modern era to strike out 10-or-more in consecutive starts.
- Made his Major League debut on September 5 at Boston, striking out David Ortiz, the only batter he faced in the seventh inning to preserve a 4-3 lead.
- Had arthroscopic surgery on October 7 to remove bone spurs and loose bodies from his left elbow.
- Ranked the best prospect in the Blue Jays organization, the third-best prospect in the Florida State League and the No. 18 prospect in baseball by *Baseball America* following the season.

Spent most of the **2013** season with Single A Lansing, before making one start late in the season with Single A Dunedin.

- Sidelined from June 10-July 8 with left forearm inflammation.
- Allowed one earned run-or-fewer in nine straight starts from May 13-July 19 -- lowered his ERA from 8.54 to 4.80 over that stretch.
- Ranked as the sixth-best prospect in the Blue Jays organization by *Baseball America* following the season.

Completed his first season in professional baseball in **2012**, spending the majority of the season with Bluefield.

- Earned the win in his professional debut on June 19 at Bristol, throwing 4.0 hitless innings in relief with five strikeouts.
- Named the eighth-best prospect in the Blue Jays organization by *Baseball America* following the season.

Drafted by the Blue Jays in the second round of the June, **2011** draft, but did not pitch professionally that season.

- Ranked the fourth-best prospect in the Blue Jays organization and the 91st-best prospect in baseball by *Baseball America* following the season.

PERSONAL/MISCELLANEOUS

- Resides in Johnson City, TN during the offseason.
- Helped to raise money for a project called "Jacob's Nature Park at Sinking Creek", an outdoor learning center in his hometown of Johnson City, TN; participates in the Autographed Memorabilia Donation program; participated in the Tigers Winter Caravan and TigerFest.
- Attended Science Hill High School, where he went 33-3 during his career, including an 8-2 record with a 2.24 ERA and 123 strikeouts as a senior.



DANIEL DAVID NORRIS' CAREER RECORD

Year	Club	W-L	ERA	G	GS	CG	SHO	SV	IP	H	AB	R	ER	HR	HB	BB	SO	WP	BK	AVG
2012	Bluefield	2-3	7.97	11	10	0	0	0	35.0	44	146	35	31	4	2	13	38	3	0	.301
	Vancouver	0-1	10.57	2	2	0	0	0	7.2	14	35	9	9	0	0	5	5	1	0	.400
2013	Lansing	1-7	4.20	23	22	0	0	0	85.2	84	330	46	40	6	4	44	99	11	0	.255
	Dunedin	1-0	0.00	1	1	0	0	0	5.0	1	16	0	0	0	0	2	1	0	0	.063
2014	Dunedin	6-0	1.22	13	13	0	0	0	66.1	50	239	11	9	0	0	18	76	6	0	.209
	New Hampshire	3-1	4.54	8	8	0	0	0	35.2	32	136	18	18	5	2	17	49	3	1	.235
	Buffalo	3-1	3.18	5	4	0	0	0	22.2	14	77	8	8	2	0	8	38	0	0	.182
	Toronto	0-0	5.40	5	1	0	0	0	6.2	5	24	4	4	1	0	5	4	0	0	.208
2015	Buffalo	3-10	4.27	16	16	0	0	0	90.2	96	356	50	43	5	1	41	78	6	0	.270
	Toronto	1-1	3.86	5	5	0	0	0	23.1	23	86	11	10	3	2	12	18	2	0	.267
	DETROIT	2-1	3.68	8	8	0	0	0	36.2	30	139	20	15	6	0	7	27	1	0	.216
2016	Lakeland#	0-0	4.50	2	2	0	0	0	6.0	9	26	3	3	0	1	7	0	0	0	.346
	Erie#	1-0	4.05	1	1	0	0	0	6.2	5	24	3	3	2	0	3	7	0	0	.208
	Toledo	5-7	4.54	14	14	0	0	0	73.1	78	287	40	37	2	1	28	77	6	0	.272
	DETROIT	4-2	3.38	14	13	0	0	0	69.1	75	277	30	26	10	0	22	71	1	0	.271
2017	Toledo#	0-4	12.21	6	6	0	0	0	14.0	22	62	20	19	3	0	16	18	2	0	.355
	DETROIT	5-8	5.31	22	18	0	0	0	101.2	120	407	64	60	12	3	44	86	1	0	.295
2018	GCL Tigers East#	0-0	0.00	1	0	0	0	0	2.0	1	6	1	0	0	0	1	2	1	0	.167
	GCL Tigers West#	0-0	3.38	1	1	0	0	0	2.2	3	11	1	1	0	0	1	7	0	0	.273
	Lakeland#	0-0	3.00	1	1	0	0	0	3.0	2	11	1	1	0	0	2	4	1	0	.182
	Toledo#	0-0	2.25	1	1	0	0	0	4.0	3	14	1	1	0	0	1	4	0	0	.214
	DETROIT	0-5	5.68	11	8	0	0	0	44.1	46	176	28	28	8	2	19	51	2	1	.261
MINOR LEAGUE TOTALS		25-34	4.36	106	102	0	0	0	460.1	458	1776	247	223	29	11	201	510	40	1	.258
DETROIT TOTALS		11-16	4.61	55	47	0	0	0	252.0	271	999	142	129	36	5	73	235	5	0	.271
MAJOR LEAGUE TOTALS		12-17	4.56	65	53	0	0	0	282.0	299	1109	157	143	40	7	109	257	7	1	.270

TRANSACTIONS

- Selected by Toronto in the second round of the June 2011 draft
- On disabled list, June 10-July 8, 2013 (left forearm inflammation)
- On temporarily inactive list, July 12-17, 2014 (Participating in Futures Game)
- Acquired by the Tigers along with Matthew Boyd and Jairo Labourt from Toronto in exchange for David Price on July 30, 2015
- On disabled list, August 20-September 16, 2015 (right oblique strain)
- On disabled list, March 25-April 26, 2016 (lower back strain)
- On disabled list, July 5-August 2, 2016 (right oblique strain)
- On disabled list, July 6-September 1, 2017 (left groin strain)
- On disabled list, April 30-September 1, 2018 (left groin strain)

MAJOR LEAGUE HITTING RECORD

	AVG	AB	R	H	2B	3B	HR	RBI	SH	SF	HBP	BB	SO
2018	.000	2	0	0	0	0	0	0	0	0	0	0	1
Career	.167	6	1	1	0	0	1	2	0	0	0	2	2

CAREER FIELDING

	G	TC	PO	A	E	DP	PCT
Pitcher	65	43	12	30	1	1	.977

CAREER HIGHS

- Longest Winning Streak:** 4 - August 25, 2016-April 14, 2017
- Longest Losing Streak:** 5 - April 11-September 18, 2018
- Strikeouts:** 11 - September 12, 2016 vs. Minnesota
- Walks:** 4 (four times) - last, July 5, 2017 vs. San Francisco
- Innings (starter):** 7.1 - August 2, 2015 at Baltimore
- Innings (reliever):** 3.1 - April 5, 2018 at Chicago (AL)

10-OR-MORE STRIKEOUT GAMES (1)

September 12, 2016 vs. Minnesota (11)

TIGERS TO PLAY ALL NINE POSITIONS IN ONE GAME

Andrew Romine played all nine defensive positions on September 30, 2017 at Minnesota, becoming the second Tiger and the fifth player in Major League Baseball history to accomplish the feat. Romine joined Detroit's Shane Halter (October 1, 2000 vs. Minnesota), Texas' Scott Sheldon (September 6, 2000 at Chicago (AL)), Minnesota's Cesar Tovar (September 22, 1968 vs. Oakland) and Kansas City's Bert Campaneris (September 8, 1965 vs. California) as players that have played all nine defensive positions in a Major League game. Romine started the game in left field and then moved to center field, right field, third base, shortstop, second base, catcher, back to second base, pitcher and finished the game at first base.




72 **EDUARDO PAREDES** **NON-ROSTER INVITEE**

HT: 6-1 WT: 230 BT: R TH: R BORN: 3/6/1995 IN VALERA, VZ

RIGHTHANDED PITCHER

Opening Day Age: 24 **Residence:** El Dividive, Trujillo, VZ
Major League Service: 0.121 **Signed Through:** 2019
How Obtained: Signed by the Tigers as a Minor League free agent on December 18, 2018

SEASON HIGHLIGHTS

Spent most of the **2018** season with Triple A Salt Lake, appearing in 38 games...also pitched in 14 games with Los Angeles (AL).

- Established a career high with three strikeouts on June 29 at Baltimore.
- Made 11 appearances with Aguilas del Zulia in the Venezuelan Winter League, posting a 1-2 record with a 3.18 ERA (11.1IP/4ER) and seven strikeouts.

Saw the first Major League action of his career in **2017**, pitching in 18 games with the Angels...also made 34 outings in the Minors.

- Made his Major League debut on June 23 at Boston, allowing two runs on two hits with one strikeout in 2.2 innings.
- Appeared in eight games with Triple A Salt Lake in June and went 1-0 with one save, a 0.63 ERA (14.1IP/1ER) and 20 strikeouts.
- Threw a career-high 3.1 shutout innings on August 5 vs. Oakland.
- Earned his first career save on September 5 at Oakland after pitching a scoreless 10th inning.

Made a career-high 54 appearances between Single A Inland Empire and Double A Arkansas in **2016**.

- Finished the season with 12 saves, which was tied for the highest total in the Angels organization.
- Pitched to a 1.65 ERA (16.1IP/3ER) with 25 strikeouts during a 13-game stretch from April 15-May 15.
- Appeared in 11 games with Arkansas in August, compiling a 0-1 record with six saves, a 1.42 ERA (12.2IP/2ER) and 17 strikeouts.
- Posted a 0-2 record with a 5.40 ERA (11.2IP/7ER) and 11 strikeouts in 11 appearances with the Scottsdale Scorpions of the Arizona Fall League.

Combined to pitch in 48 games between Single A Burlington and Single A Inland Empire in **2015**.

- Ranked fourth in the Midwest League with 19 saves, while he was fifth with 33 games finished.
- Struck out all six batters and threw 2.0 scoreless innings in a save on April 16 at Wisconsin.
- Turned in 12 consecutive scoreless appearances with Burlington from June 3-July 13, tossing 12.2 innings with four hits allowed and 13 strikeouts.
- Ranked as the No. 31 prospect in the Angels organization by *Baseball America* following the season.

Spent the entire **2014** season with Rookie-level Orem, appearing in 19 games.

- Ranked fifth in the Pioneer League with seven saves and 16 games finished.
- Did not allow an earned run in 17 of his 19 appearances during the season.
- Closed the season with nine consecutive scoreless outings from August 7-September 3, throwing 9.1 shutout innings with three hits allowed and 14 strikeouts.

Pitched in 17 games with the DSL Angels in **2013**.

- Was a perfect 8-for-8 in save opportunities.
- Made nine appearances during June, compiling a 2-1 record with three saves, a 2.45 ERA (11.0IP/3ER) and seven strikeouts.

Made 22 relief appearances with the DSL Angels in his first season of professional baseball in **2012**.

- Ranked third among DSL relievers with 11.68 strikeouts per 9.0 innings.
- Successfully converted all eight save opportunities he had during the season.
- Did not allow an earned run in 10 of his final 11 appearances of the season from July 10-August 19, posting a 1-0 record with seven saves, a 0.61 ERA (14.2IP/1ER) and 24 strikeouts.

PERSONAL/MISCELLANEOUS

- Resides in El Dividive, Trujillo, VZ in the offseason.

EDUARDO JOSE PAREDES' CAREER RECORD

Year	Club	W-L	ERA	G	GS	CG	SHO	SV	IP	H	AB	R	ER	HR	HB	BB	SO	WP	BK	AVG
2012	DSL Angels	3-3	1.56	22	0	0	0	8	34.2	26	126	13	6	0	4	8	45	4	0	.206
2013	DSL Angels	2-1	2.82	17	0	0	0	8	22.1	27	91	10	7	1	2	4	14	0	0	.297
2014	Orem	2-1	1.33	19	0	0	0	7	20.1	8	70	4	3	0	3	8	31	2	1	.114
2015	Burlington	0-2	1.71	37	0	0	0	19	42.0	31	150	10	8	2	3	8	59	0	2	.207
	Inland Empire	0-0	4.73	11	0	0	0	1	13.1	13	53	7	7	0	0	2	13	1	0	.245
2016	Inland Empire	1-2	3.27	19	0	0	0	4	22.0	18	81	9	8	2	3	6	32	1	0	.222
	Arkansas	0-3	3.35	35	0	0	0	8	48.1	46	186	21	18	6	0	14	43	5	1	.247
2017	Mobile	0-0	1.42	9	0	0	0	1	12.2	11	49	2	2	0	1	4	17	2	0	.224
	Salt Lake	1-0	2.92	25	0	0	0	2	37.0	27	133	13	12	3	3	17	38	2	0	.203
	Los Angeles (AL)	0-1	4.43	18	0	0	0	1	22.1	21	81	11	11	2	3	6	17	0	0	.259
2018	Salt Lake	2-1	4.68	38	0	0	0	5	42.1	44	158	22	22	5	1	19	35	1	1	.278
	Los Angeles (AL)	0-0	6.87	14	0	0	0	0	18.1	25	77	14	14	5	1	7	15	0	0	.325
MINOR LEAGUE TOTALS		11-13	2.84	232	0	0	0	63	295.0	251	1097	111	93	19	20	90	327	18	5	.229
MAJOR LEAGUE TOTALS		0-1	5.53	32	0	0	0	1	40.2	46	158	25	25	7	4	13	32	0	0	.291

TRANSACTIONS

- Signed by Los Angeles (AL) as a non-drafted free agent on March 12, 2012
- Signed by the Tigers as a Minor League free agent on December 17, 2018

CAREER FIELDING

	G	TC	PO	A	E	DP	PCT
Pitcher	32	10	3	7	0	0	1.000

CAREER HIGHS

Longest Winning Streak: No Major League wins

Longest Losing Streak: 1 - September 5, 2017

Strikeouts: 3 - June 29, 2018 at Baltimore

Walks: 2 - August 23, 2017 vs. Texas

Innings (reliever): 3.1 - August 5, 2017 vs. Oakland

34

FRANKLIN PEREZ

HT: 6-3 WT: 197 BT: R TH: R BORN: 12/6/1997 IN VALENCIA, VZ

RIGHTEANDED PITCHER

Opening Day Age: 21

Residence: Carabobo, VZ

Major League Service: 0.000

Signed Through: 2019

How Obtained: Acquired by the Tigers along with Daz Cameron and Jake Rogers from Houston in exchange for Justin Verlander and a player to be named later (Juan Ramirez) on August 31, 2017

SEASON HIGHLIGHTS

Limited to seven starts in **2018**, missing most of the season due to two separate stints on the disabled list.

- Sideline from April 5-July 10 with a right oblique muscle strain.
- Sideline from July 30-September 14 with right shoulder capsulitis.
- Ranked as the fourth-best prospect and rated as possessing the best changeup in the Tigers organization by *Baseball America* following the season.

Began the **2017** season in the Houston Astros organization, before being acquired by the Tigers on August 31.

- Named to the Carolina League Midseason All-Star Team.
- Selected the Carolina League Pitcher of the Week for the week ending April 16 after tossing 4.0 no-hit innings with two strikeouts to earn the save on April 14 at Winston-Salem.
- Tabbed the Astros Minor League Pitcher of the Month for April, throwing 14.1 scoreless innings with three hits allowed and 14 strikeouts in three appearances.
- Sideline from May 5-24 with right knee inflammation.
- Threw a 7.0-inning complete game on June 17 vs. Winston-Salem, allowing two runs (one earned) on two hits and five strikeouts.
- Started four games with Corpus Christi in August, compiling a 1-0 record with a 1.80 ERA (20.0IP/4ER) and 17 strikeouts.
- Ranked as the best prospect in the Tigers organization, the fifth-best prospect in the Carolina League and the No. 35 overall prospect by *Baseball America* following the season...also rated as having the best curveball in the Tigers system.



2019 TIGERS

Spent the entire **2016** season with Single A Quad Cities, pitching in 15 games, including 10 starts.

- Named the Quad Cities Pitcher of the Month for August, posting a 1-1 record with a 2.65 ERA (17.0IP/5ER) and 21 strikeouts in four appearances, including three starts.
- Sidelined from August 25-September 21 with a right knee sprain.
- Rated as the fourth-best prospect in the Astros organization, the 10th-best prospect in the Midwest League and the No. 54 overall prospect by *Baseball America* following the season.

Completed his first season of professional baseball in **2015**, making 16 appearances, including 10 starts, between the DSL Astros Orange and the GCL Astros.

- Started five games in June with the DSL Astros Orange and went 0-2 with a 3.00 ERA (15.0IP/5ER) and 18 strikeouts.
- Ranked as the 21st-best prospect in the Astros organization by *Baseball America* following the season.

PERSONAL/MISCELLANEOUS


- Resides in Carabobo, VZ during the offseason.
- Participated in the Tigers Winter Caravan and TigerFest.

FRANKLIN EDUARDO PEREZ'S CAREER RECORD

Year	Club	W-L	ERA	G	GS	CG	SHO	SV	IP	H	AB	R	ER	HR	HB	BB	SO	WP	BK	AVG
2015	DSL Astros Orange	1-2	4.37	11	9	0	0	0	35.0	34	136	22	17	1	1	11	44	5	0	.250
	GCL Astros	0-2	4.80	5	1	0	0	0	15.0	19	65	9	8	0	0	3	17	0	0	.292
2016	Quad Cities	3-3	2.84	15	10	0	0	1	66.2	63	252	24	21	1	2	19	75	7	1	.250
2017	Buies Creek	4-2	2.98	12	10	1	0	2	54.1	38	199	20	18	4	1	16	53	7	0	.191
	Corpus Christi	2-1	3.09	7	6	0	0	1	32.0	33	124	13	11	2	1	11	25	1	0	.266
2018	GCL Tigers East#	0-1	4.50	3	3	0	0	0	8.0	3	25	4	4	0	1	0	5	0	0	.120
	Lakeland	0-1	7.94	4	4	0	0	0	11.1	15	44	10	10	2	0	8	9	0	0	.341
MINOR LEAGUE TOTALS		10-12	3.60	57	43	1	0	4	222.1	205	845	102	89	10	6	68	228	20	1	.243

TRANSACTIONS

- Signed by Houston as a non-drafted free agent on July 2, 2014
- On disabled list, August 25-September 21, 2016 (right knee strain)
- On disabled list, May 5-24, 2017 (right knee inflammation)
- Acquired by the Tigers along with Daz Cameron and Jake Rogers from Houston in exchange for Justin Verlander and a player to be named later (Juan Ramirez) on August 31, 2017
- On disabled list, April 5-July 10, 2018 (right oblique muscle strain)
- On disabled list, July 30-September 14, 2018 (right shoulder capsulitis)



13

DUSTIN PETERSON

HT: 6-3 WT: 215 BT: R TH: R BORN: 9/10/1994 IN GILBERT, AZ

OUTFIELDER

Opening Day Age: 24 Residence: Gilbert, AZ

Major League Service: 0.003 Signed Through: 2019

How Obtained: Claimed off waivers by the Tigers from Atlanta on September 6, 2018

SEASON HIGHLIGHTS

Spent most of **2018** with Triple A Gwinnett...also saw the first Major League action of his career, appearing in two games with the Braves.

- Named a Braves Organizational All-Star by MiLB.com.
- Selected the International League Player of the Week for the week ending April 29, hitting .346/.393/.692 with four runs scored, three doubles, two home runs and nine RBI in six games.
- Made his Major League debut on May 28 vs. New York (NL), going 0x1 with a strikeout as a pinch hitter... also had a pinch-hit appearance on May 30 vs. New York (NL).
- Hit safely in 23-of-25 games with Gwinnett from July 13-August 15, batting .333/.370/.471 with 14 runs scored, eight doubles, two home runs and 14 RBI.
- Claimed off waivers by the Tigers on September 6.

Limited to 87 games with Triple A Gwinnett in **2017** due to two separate stints on the disabled list.

- Sidelined from April 6-May 19 with a left wrist hamate bone fracture.
- Posted an 11-game hitting streak from July 1-16, batting .432/.444/.545 with 10 runs scored, two doubles, one home run and two RBI.

- Sideline from August 21-28 with a concussion.
- Hit .301/.407/.466 with 12 runs scored, seven doubles, one triple, one home run and four RBI vs. lefties, while he batted .232/.288/.274 with 23 runs scored, 10 doubles and 26 RBI with righthanded pitchers on the mound.
- Ranked as the 22nd-best prospect in the Braves system by *Baseball America* following the season.

Earned Atlanta Braves Minor League Player of the Year honors in **2016** after he set career highs in nearly every offensive category.

- Named to the Southern League Midseason and Postseason All-Star Teams, and was tabbed an Organizational All-Star by MiLB.com.
- Paced the Southern League with 38 doubles, while he ranked second with 52 extra-base hits and 226 total bases, third with 148 hits and 88 RBI, fourth with a .431 slugging percentage and eighth with a .282 batting average.
- Led all Atlanta Minor Leaguers and ranked tied for fifth among Double A batters with 88 RBI, while he ranked second in the Braves system and fifth among Double A hitters with 148 hits.
- Selected Southern League Player of the Week twice during the season, first for the week ending June 19 after hitting .429/.485/.607 with six runs scored, two doubles, one home run and nine RBI in eight games...also named Player of the Week for the week ending July 24, batting .565/.600/.870 with five runs scored, five doubles, one triple and nine RBI in six games.
- Hit safely in 15 straight games from July 8-24, hitting .413/.439/.619 with 11 runs scored, eight doubles, one triple, one home run and 14 RBI...recorded multiple hits in seven consecutive contests from July 17-24.
- Belted a pair of home runs and drove in a season-high five runs on August 14 at Jacksonville.
- Played in seven games during the Southern League playoffs, hitting .345/.333/.448 with six runs scored, one home run and three RBI.
- Appeared in 18 games with the Salt River Rafters of the Arizona Fall League, batting .324/.352/.471 with nine runs scored, five doubles, one triple, one home run and nine RBI.
- Ranked as the 16th-best prospect in the Braves system and the 12th-best prospect in the Southern League by *Baseball America* following the season.

Completed his first season in the Braves organization in **2015**, playing in 118 games with Single A Carolina.

- Selected to the Carolina League Midseason All-Star Team.
- Ranked tied for third among Braves prospects with 62 RBI, while he was fifth with 58 runs scored and ninth with 112 hits and eight home runs.
- Went a perfect 4x4 with a home run and two RBI on April 29 at Lynchburg...also went 4x4 with two doubles and two RBI on August 24 vs. Wilmington.
- Sideline from May 13-June 2 with a neck strain.
- Hit the second grand slam of his career on August 19 vs. Salem, finishing the game 3x5 with three runs and four RBI.
- Ranked as the 20th-best prospect in the Braves organization and the 18th-best prospect in the Carolina League by *Baseball America* following the season.

Spent the entire **2014** season with Single A Fort Wayne.

- Led the team with 31 doubles, while he was second with 79 runs scored and third with 123 hits.
- Homered in back-to-back games on May 18-19 and June 29-30.
- Collected the first four-hit game of his career on June 24 vs. Dayton, going 4x6 with a double and a RBI.
- Ranked as the 21st-best prospect in the Padres system by *Baseball America* following the season.

Completed his first season of professional baseball in **2013**, appearing in 38 games with the AZL Padres.

- Hit .307/.316/.373 with eight runs scored, five doubles and 11 RBI in 17 games during July.
- Ranked as the 22nd-best prospect in the Padres organization and the 15th-best prospect in the Arizona League by *Baseball America* following the season.

PERSONAL/MISCELLANEOUS

- Resides in Gilbert, AZ in the offseason...his brother, D.J., was selected as the 12th-overall pick in the 2013 MLB First-Year Player Draft by Seattle and is currently in the Chicago White Sox organization.
- Participated in the Tigers Winter Caravan and TigerFest.

LEADING OFF A POSTSEASON GAME WITH A HOME RUN

Davy Jones belted a home run to lead off Game 5 of the World Series at Pittsburgh on October 13. It marks the only time a Tigers player has connected for a home run to lead off a game in the club's postseason history.



2019 TIGERS

DUSTIN ALLEN PETERSON'S CAREER RECORD

Year	Club	AVG	G	AB	R	H	TB	2B	3B	HR	RBI	SH	SF	HB	BB	SO	SB	CS	OBP	SLG	E
2013	AZL Padres	.293	38	157	20	46	54	8	0	0	18	0	3	3	9	33	3	0	.337	.344	14
2014	Fort Wayne	.233	126	527	64	123	190	31	3	10	79	0	5	6	25	137	1	3	.274	.361	38
2015	Carolina	.251	118	446	58	112	155	15	2	8	62	0	6	2	44	91	6	3	.317	.348	3
2016	Mississippi	.282	132	524	65	148	226	38	2	12	88	0	4	5	45	100	4	1	.343	.431	4
2017	Gwinnett	.248	87	314	35	78	100	17	1	1	30	0	0	5	27	78	1	2	.318	.318	2
2018	Gwinnett	.268	107	406	46	109	165	23	0	11	55	1	1	4	30	96	3	0	.324	.406	2
	Atlanta	.000	2	2	0	0	0	0	0	0	0	0	0	0	0	0	1	0	0.000	.000	0
MINOR LEAGUE TOTALS		.259	608	2374	288	616	890	132	8	42	332	1	19	25	180	535	18	9	.316	.375	63
MAJOR LEAGUE TOTALS		.000	2	2	0	0	0	0	0	0	0	0	0	0	0	1	0	0	.000	.000	0

TRANSACTIONS

- Selected by San Diego in the second round of the June 2013 draft
- Acquired by Atlanta along with Max Fried, Jace Peterson and Mallex Smith from San Diego in exchange for Justin Upton and Aaron Northcraft on December 19, 2014
- On disabled list, May 13-June 2, 2015 (neck strain)
- On disabled list, April 6-May 19, 2017 (left wrist hamate bone fracture)
- On disabled list, August 21-28, 2017 (concussion)
- On disabled list, May 3-24, 2018 (left wrist sprain)
- On disabled list, July 28-August 4, 2018 (right thumb contusion)
- Claimed off waivers by the Tigers from Atlanta on September 6, 2018

CAREER HIGHS

Hits: No Major League hits

Home Runs: No Major League home runs

RBI: No Major League RBI

Stolen Bases: No Major League stolen bases

Hitting Streak: N/A



**NON-ROSTER
INVITEE**

78 **BRADY
POLICELLI**

HT: 5-10 WT: 195 BT: R TH: R BORN: 6/24/1995 IN GEORGETOWN, DC

CATCHER

Opening Day Age: 23 **Residence:** Walkersville, MD

Major League Service: 0.000 **Signed Through:** 2019

How Obtained: Selected by the Tigers in the 13th round of the June 2016 draft

SEASON HIGHLIGHTS

Spent the entire **2018** season with Single A West Michigan, playing in 98 games.

- Led the Whitecaps with 19 stolen bases.
- Finished a double shy of the cycle on April 27 vs. Lansing, going 3x4 with two runs scored and two RBI.
- Had a season-high three stolen bases on June 14 at Great Lakes...also stole three bases on July 25 vs. Lake County.
- Homered in back-to-back games on July 13 vs. Wisconsin and July 14 at Beloit.
- Recorded a 13-game hitting streak from July 2-15, hitting .333/.367/.596 with 10 runs scored, four doubles, one triple, three home runs and six RBI.

Limited to four games with Single A Lakeland in **2017** after missing most of the season due to an injury.

- Sidelined from June 11-September 8 with a right thumb fracture.

Completed his first season of professional baseball in **2016**, appearing in 26 games between the GCL Tigers West and Single A Connecticut.

- Hit safely in the first seven games of his professional career from June 25-July 14, batting .364/.440/.545 with four runs scored, four doubles and two RBI.

PERSONAL/MISCELLANEOUS

- Resides in Walkersville, MD in the offseason.
- Played collegiately at Towson University, where he earned first team All-CAA honors as a junior in **2016**, leading the league with a .375 batting average with 14 doubles, four triples, nine home runs and 45 RBI.
- Recommended/signed by Oneri Fleita for the Tigers.

BRADEN (BRADY) MERRITT POLICELLI'S CAREER RECORD

Year	Club	AVG	G	AB	R	H	TB	2B	3B	HR	RBI	SH	SF	HB	BB	SO	SB	CS	OBP	SLG	E
2016	GCL Tigers West	.333	10	27	6	9	13	4	0	0	2	0	0	1	3	7	0	2	.419	.481	4
	Connecticut	.120	16	50	1	6	7	1	0	0	1	0	0	1	3	15	0	0	.185	.140	1
2017	Lakeland	.200	4	10	2	2	4	0	1	0	1	0	1	0	1	3	0	0	.250	.400	0
2018	West Michigan	.248	98	359	43	89	141	19	6	7	28	2	1	5	33	78	19	8	.319	.393	15
MINOR LEAGUE TOTALS		.238	128	446	52	106	165	24	7	7	32	2	2	7	40	103	19	10	.309	.370	20

TRANSACTIONS

- Selected by the Tigers in the 13th round of the June 2016 draft
- On disabled list, June 11-September 8, 2017 (right thumb fracture)



26

ZAC
REINGER

HT: 6-3 WT: 185 BT: S TH: R BORN: 1/28/1993 IN SAN ANTONIO, TX

RIGHTHANDED PITCHER

Opening Day Age: 26
 Major League Service: 0.088
 How Obtained: Selected by the Tigers in the eighth round of the June 2013 draft

Residence: Spring Branch, TX
 Signed Through: 2019

SEASON HIGHLIGHTS

Spent most of the **2018** season with Triple A Toledo, appearing in 37 games...also made 18 relief outings with the Tigers.

- Struck out a career-high four batters on August 16 at Minnesota.
- Did not allow an earned run over his final 11 appearances with Toledo from July 22-September 1, throwing 15.0 innings with six hits allowed and 18 strikeouts.
- Picked up the first win of his Major League career on September 20 vs. Kansas City, allowing two runs on three hits with two strikeouts in 2.1 innings.

Appeared in 52 games between Single A Lakeland, Double A Erie, Triple A Toledo and Detroit in **2017**.

- Posted a 0.94 WHIP on the season and limited opponents to a .193 (42x218) batting average in 42 Minor League appearances.
- Pitched in eight games with Lakeland during the month of May, posting a 0-1 record with a 2.08 ERA (13.0IP/3ER) and 11 strikeouts.
- Recorded 11 consecutive appearances without allowing an earned run from June 29-July 30 with Erie, a stretch that spanned 16.0 innings.
- Made his Major League debut on August 27 at Chicago (AL) and struck out Adam Engel for his first Major League strikeout.
- Did not allow a run over his final five appearances of the season from September 14-24.

Limited to eight games with the GCL Tigers West and Single A Lakeland in **2016** due to injury.

- Sideline from April 7-August 4 with a right elbow ulnar collateral ligament injury.
- Sideline from August 19-September 6 with right elbow inflammation.

Split the **2015** season between Single A Lakeland and Double A Erie.

- Did not allow a run in seven appearances with Lakeland during the season, throwing 13.1 scoreless innings.
- Sideline from June 22-September 9 with a right elbow sprain.

Spent the entire **2014** season with Single A West Michigan, appearing in 33 games.

- Sideline from April 3-May 5 with a right ankle sprain.
- On the suspended list from June 7-10.
- Made 15 appearances in June and July, posting a 2-1 record with six saves, a 1.24 ERA (29.0IP/4ER) and 30 strikeouts.
- Pitched in 11 games with the Glendale Desert Dogs in the Arizona Fall League, compiling a 0-1 record with a 8.25 ERA (12.0IP/11ER) and 14 strikeouts.

Named the Single A Connecticut Pitcher of the Year in **2013**.

- Selected to the New York-Penn League Midseason All-Star Team.



2019 TIGERS

- Finished the season tied for first in the New York-Penn League with 10 saves.
- Began his professional career with nine consecutive scoreless appearances from June 19-July 17, a streak that lasted 11.2 innings.
- Made eight appearances in August and had five saves with a 0.00 ERA (8.2IP/0ER) and 17 strikeouts.
- Ranked as the 25th-best prospect in the Tigers organization and the 17th-best prospect in the New York-Penn League by *Baseball America* following the season.

PERSONAL/MISCELLANEOUS

- Resides in Spring Branch, TX during the offseason.
- Earned **2013** NJCAA honorable mention All-America honors after posting a 10-5 record with a 1.95 ERA as a sophomore at Hill Junior College.
- Participated in the Tigers Winter Caravan and TigerFest.
- Recommended/signed by Tim Grieve for the Tigers.

ZACHARY (ZAC) RYAN REININGER'S CAREER RECORD

Year	Club	W-L	ERA	G	GS	CG	SHO	SV	IP	H	AB	R	ER	HR	HB	BB	SO	WP	BK	AVG
2013	Connecticut	1-2	1.00	22	1	0	0	10	27.0	17	99	6	3	0	1	6	32	2	1	.172
2014	West Michigan	4-4	2.54	33	0	0	0	11	56.2	42	207	18	16	3	3	17	58	2	0	.203
2015	Lakeland	1-0	0.00	7	0	0	0	3	13.1	8	45	0	0	0	1	5	8	0	0	.178
	Erie	0-2	10.22	9	0	0	0	0	12.1	19	53	16	14	3	0	7	9	2	0	.358
2016	GCL Tigers West#	0-0	0.00	4	0	0	0	0	6.0	2	20	0	0	0	0	2	8	1	0	.100
	Lakeland	0-0	0.00	4	0	0	0	0	5.2	2	18	0	0	0	0	2	5	0	0	.111
2017	Lakeland	1-1	3.86	17	0	0	0	0	28.0	22	101	12	12	2	1	6	26	4	0	.218
	Erie	1-1	1.48	16	0	0	0	1	24.1	13	78	5	4	0	0	8	29	0	0	.167
	Toledo	1-0	1.59	9	0	0	0	1	11.1	7	39	2	2	0	0	4	5	0	0	.179
	DETROIT	0-0	7.45	10	0	0	0	0	9.2	16	43	8	8	3	0	3	5	2	0	.372
2018	Toledo	5-1	2.63	37	0	0	0	6	51.1	46	195	18	15	3	2	16	53	2	0	.236
	DETROIT	1-0	7.59	18	0	0	0	0	21.1	28	90	18	18	5	0	9	18	2	0	.311
MINOR LEAGUE TOTALS		14-11	2.52	158	1	0	0	32	236.0	178	855	77	66	11	8	73	233	13	1	.208
MAJOR LEAGUE TOTALS		1-0	7.55	28	0	0	0	0	31.0	44	133	26	26	8	0	12	23	4	0	.331

TRANSACTIONS

- Selected by the Tigers in the eighth round of the June 2013 draft
- On disabled list, April 3-May 5, 2014 (right ankle sprain)
- On suspended list, June 7-10, 2014
- On disabled list, June 22-September 9, 2015 (right elbow sprain)
- On disabled list, April 7-August 4, 2016 (right elbow ulnar collateral ligament injury)
- On disabled list, August 19-September 6, 2016 (right elbow inflammation)

CAREER FIELDING

	G	TC	PO	A	E	DP	PCT
Pitcher	28	6	1	5	0	1	1.000

CAREER HIGHS

- Longest Winning Streak:** 1 - September 20, 2018
- Longest Losing Streak:** No Major League losses
- Strikeouts:** 4 - August 16, 2018 at Minnesota
- Walks:** 3 - May 15, 2018 vs. Cleveland
- Innings (relief):** 2.1 (twice) - last, September 20, 2018 vs. Kansas City

HOW THEY BECAME KNOWN AS "TIGERS"

Research reveals the nickname "Tigers" was first applied to the Detroit club in 1895. Baseball historians had long credited Philip J. Reid, city editor of the *Detroit Evening News*, with first using the name in print in 1896. However, George Stallings, manager of the Detroit team which was then a member of the Western League, took credit for the nickname because he had his players wear black-and-brown striped stockings, which, he said, reminded the fans of "tiger stripes."

It appears, though, that it was actually an unidentified headline writer at the *Detroit Free Press* who originated the Tigers nickname in 1895, a year before Stallings became manager and before the team was wearing striped stockings. Previously, the team had simply been called "Detroit", "the Detroits", sometimes the "Wolverines" and at times the "Creams."

On April 16, 1895, the *Free Press* printed a headline over a baseball story which read, "Strouthers' Tigers Showed Up Very Nicely." On the same page, a string of baseball notes was headed "Notes of the Detroit Tigers of 1895." Curiously, not once in either story was the word "Tigers" used.

From then on, the *Free Press* regularly called the club the "Tigers" and in May, 1895, *The Sporting Life* began using "Tigers" in its dispatches from Detroit. However, up to July 1, 1895, careful research disclosed that neither the *Detroit Evening News* nor its Sunday paper, the *News-Tribune*, had ever used "Tigers."




22

VICTOR REYES

HT: 6-5
WT: 194
BT: S
TH: R
BORN: 10/5/1994 IN BARCELONA, VZ

OUTFIELDER

Opening Day Age: 24

Major League Service: 1.000

How Obtained: Selected by the Tigers from Arizona in the Major League phase of the Rule 5 Draft on December 14, 2017

Residence: Barcelona, VZ

Signed Through: 2019

SEASON HIGHLIGHTS

Appeared in 100 games in his first Major League season with the Tigers in **2018**.

- Ranked fifth among American League rookies with nine stolen bases.
- Made his Major League debut in the second game of the doubleheader on April 1 vs. Pittsburgh, starting in left field.
- Recorded his first Major League hit on April 10 at Cleveland with a single in the seventh inning off Tyler Olson...also picked up his first big league run scored and stolen base in the contest.
- Finished a home run shy of the cycle on May 31 vs. Los Angeles (AL)...marked his first Major League game with multiple hits (3) and RBI (3).
- Went 4x5 with three extra-base hits, including his first Major League home run, and tied a career high with three RBI on September 2 at New York (AL).
- Appeared in 23 games with Leones del Caracas of the Venezuelan Winter League, hitting .267/.337/.326 with 17 runs scored, one double, two triples and three RBI.

Played in a career-high 126 games with Double A Jackson in **2017**.

- Ranked tied for third in the Southern League with 140 hits, while he was tied for fifth with a .292 (140x479) batting average.
- Had four hits on April 22 at Biloxi...also had four hits on September 2 at Tennessee.
- Finished the month of April hitting .346/.384/.506 with 10 runs scored, six doubles, two triples, one home run and 14 RBI in 20 games.
- Hit safely in 11 straight games from April 24-May 9...hit .435/.458/.587 with six runs scored, five doubles, one triple and seven RBI.
- Batted .317/.375/.475 with 19 runs scored, nine doubles, two triples, one home run and 10 RBI in 27 games in July.
- Named Southern League Player of the Week for the week ending September 3 after hitting .500/.522/.545 with six runs scored, two doubles, one triple, one home run and four RBI in seven games.
- Played for the Salt River Rafters in the Arizona Fall League and hit .316/.333/.405 with eight runs scored, three doubles, two triples and nine RBI in 20 games...was selected to play in the AFL's Rising Stars Game.

Spent the entire **2016** season with Single A Visalia.

- Named an Organizational All-Star by MiLB.com.
- Tied for the California League lead with 12 triples, while he ranked tied for fourth with a .303 (142x469) batting average.
- Had four hits and scored four runs on May 8 at Lancaster...also had four hits on June 27 vs. Rancho Cucamonga and July 19 at Bakersfield.
- Played in 49 games in July and August and hit .339/.380/.479 with 30 runs scored, six doubles, six triples, three home runs and 22 RBI.
- Ranked as the 23rd-best prospect in the Diamondbacks organization by *Baseball America* following the season.

Completed his first season in the Diamondbacks organization in **2015**, playing in 121 games with Single A Kane County.

- Ranked third in the Midwest League with a .311 (132x424) batting average.
- Hit over .300 in each of the first two months of the season, batting .302/.309/.358 in 14 games during April and .305/.309/.368 in 26 games in May.
- Posted a 12-game hitting streak from June 30-July 12...hit .383/.408/.447 with 12 runs scored, three doubles and three RBI.
- Played in 32 games in August and September, batting .376/.405/.505 with 17 runs scored, four doubles, two triples, two home runs and 19 RBI.
- Rated as the 26th-best prospect in the Diamondbacks organization by *Baseball America* following the season.



2019 TIGERS

Limited to 89 games with Single A Rome in **2014** due to injury.

- Named to the South Atlantic League Midseason All-Star Team.
- Batted .326/.365/.382 with 10 runs scored, five doubles and nine RBI in 25 games during April.
- Hit safely in 17 consecutive games from April 26-May 17...hit .476/.515/.540 with seven runs scored, four doubles and 12 RBI.
- Sidelined from July 22-September 22 with a right knee contusion.
- Ranked as the 22nd-best prospect in the Braves organization by *Baseball America* following the season.

Split the **2013** season between the GCL Braves and Rookie-level Danville.

- Drove in a season-high four runs on June 24 vs. the GCL Yankees2.
- Played in 22 games with the GCL Braves in July, hitting .329/.384/.382 with 14 runs scored, four doubles and 10 RBI.
- Hit safely in 15-of-18 games with Danville.
- Ranked as the 14th-best prospect in the Braves organization and the Gulf Coast League by *Baseball America* following the season.

Made his professional debut in **2012** with the DSL Braves, playing in 52 games.

- Drove in a season-high four runs on August 10 at the DSL Tigers.
- Hit .306/.422/.327 with 14 runs scored, one double and 13 RBI in 16 games during August.

PERSONAL/MISCELLANEOUS

- Resides in Barcelona, VZ in the offseason.
- Attended Keeping Kids in the Game; participated in the pregame ceremony prior to the annual ¡Fiesta Tigres! game.

VICTOR JOSE REYES' CAREER RECORD

Year	Club	AVG	G	AB	R	H	TB	2B	3B	HR	RBI	SH	SF	HB	BB	SO	SB	CS	OBP	SLG	E
2012	DSL Braves	.296	52	162	40	48	51	3	0	33	1	3	5	31	39	12	6	418	.315	0	
2013	GCL Braves	.357	31	112	22	40	50	8	1	0	21	1	3	1	12	20	5	1	.414	.446	1
	Danville	.321	18	81	12	26	29	3	0	0	4	0	0	0	3	9	0	0	.345	.358	0
2014	Rome	.259	89	332	32	86	99	13	0	0	34	2	2	1	24	58	12	7	.309	.298	4
2015	Kane County	.311	121	424	57	132	165	17	5	2	59	6	5	1	22	58	13	4	.343	.389	5
2016	Visalia	.303	124	469	62	142	195	11	12	6	54	5	1	1	33	78	20	8	.349	.416	6
2017	Jackson	.292	126	479	59	140	191	29	5	4	51	4	3	3	27	80	18	9	.332	.399	1
2018	DETROIT	.222	100	212	35	47	61	5	3	1	12	1	1	0	5	46	9	1	.239	.288	0
MINOR LEAGUE TOTALS		.298	561	2059	284	614	780	84	23	12	256	19	17	12	152	342	80	35	.347	.379	17
MAJOR LEAGUE TOTALS		.222	100	212	35	47	61	5	3	1	12	1	1	0	5	46	9	1	.239	.288	0

TRANSACTIONS

- Signed by Atlanta as a non-drafted free agent on July 2, 2011
- On disabled list, July 22-September 22, 2014 (right knee contusion)
- Acquired by Arizona from Atlanta in exchange for a supplemental second round draft pick on April 6, 2015
- Selected by the Tigers from Arizona in the Major League phase of the Rule 5 Draft on December 14, 2017

CAREER FIELDING

	G	TC	PO	A	E	DP	PCT
Outfield	63	115	111	4	0	1	1.000

CAREER HIGHS

Hits: 4 - September 2, 2018 at New York (AL)

Home Runs: 1 - September 2, 2018 at New York (AL)

RBI: 3 (twice) - last, September 2, 2018 at New York (AL)

Stolen Bases: 1 (nine times) - last, September 7, 2018 vs. St. Louis

Hitting Streak: 5 - August 6-14, 2018

MULTI-HOME RUN GAMES IN THE POSTSEASON

Johnny Peralta became the sixth Tigers player to connect for two home runs during a postseason game after doing so in the 2012 American League Championship Series vs. New York (AL). The following is a list of six players with multiple home runs in a postseason game in club history:

Player	Date	Opponent
Alan Trammell	October 13, 1984	vs. San Diego
Kirk Gibson	October 14, 1984	vs. San Diego
Magglio Ordoñez	October 14, 2006	vs. Oakland
Delmon Young	October 13, 2011	vs. Texas
Miguel Cabrera	October 15, 2011	at Texas
Johnny Peralta	October 18, 2012	vs. New York (AL)





79

JACOB ROBSON

HT: 5-10 WT: 182 BT: L TH: R BORN: 11/20/1994 IN LONDON, ON, CANADA

OUTFIELDER

Opening Day Age: 24 Residence: Starkville, MS
 Major League Service: 0.000 Signed Through: 2019
 How Obtained: Selected by the Tigers in the eighth round of the June 2016 draft

NON-ROSTER INVITEE

SEASON HIGHLIGHTS

Appeared in a career-high 124 games in **2018** between Double A Erie and Triple A Toledo.

- Named to the Eastern League Midseason All-Star Team.
- Ranked sixth among Tigers Minor Leaguers with a .295 (142x482) batting average.
- Turned in a four-hit performance on May 12 at Akron, going 4x5 with a double...added a second four-hit game on July 14 at Indianapolis.
- Belted a pair of home runs on May 31 vs. Binghamton.
- Had a 10-game hitting streak from May 26-June 7, batting .415/.467/.585 with nine runs scored, one double, two home runs and seven RBI.
- Finished the month of July hitting .312/.393/.462 with 19 runs scored, six doubles, one triple, two home runs and nine RBI in 24 games.
- Played for Estrellas de Oriente in the Dominican Winter League, hitting .240/.345/.320 with six runs scored, one triple and one RBI in seven games.

Split the **2017** season between Single A West Michigan and Single A Lakeland.

- Selected to the Midwest League Midseason All-Star Team.
- Ranked third in the Tigers Minor League system with a .303 (137x452) batting average, while he was fourth with 21 stolen bases.
- Hit .300-or-better in each of the first four months of the season, batting .330/.379/.409 in April, .337/.429/.396 in May, .300/.390/.371 in June and .309/.375/.447 in July.
- Had a four-hit game on May 4 vs. Clinton...also added four-hit performances on May 26 at Dayton, June 11 vs. Dayton, July 9 at Daytona and September 2 vs. Tampa.

Made his professional debut in **2016**, playing in 49 games between the GCL Tigers West and Single A Connecticut.

- Ranked seventh in the Gulf Coast League with 14 stolen bases.
- Had a 10-game hitting streak from July 20-August 3, hitting .357/.449/.548 with nine runs scored, four doubles, two triples and two RBI.
- Went 4x5 with two runs scored on September 4 vs. Tri-City.
- Rated as the 25th-best prospect in the Tigers organization by *Baseball America* following the season.

PERSONAL/MISCELLANEOUS


- Resides in Starkville, MS in the offseason.
- Played his college baseball at Mississippi State University, where he was named to the SEC Academic Honor Roll in **2014**.
- Recommended/signed by Justin Henry for the Tigers.

JACOB CHARLES ROBSON'S CAREER RECORD

Year	Club	AVG	G	AB	R	H	TB	2B	3B	HR	RBI	SH	SF	HB	BB	SO	SB	CS	OBP	SLG	E
2016	GCL Tigers West	.267	28	101	16	27	35	4	2	0	5	1	0	0	16	22	14	4	.368	.347	1
	Connecticut	.329	21	76	14	25	35	5	1	1	6	0	0	0	15	20	1	2	.440	.461	1
2017	West Michigan	.329	60	228	38	75	90	10	1	1	27	5	2	1	31	59	5	9	.408	.395	1
	Lakeland	.277	58	224	27	62	87	11	4	2	18	4	1	3	23	59	16	9	.351	.388	0
2018	Erie	.286	67	262	46	75	118	16	3	7	32	7	1	2	39	78	11	4	.382	.450	1
	Toledo	.305	57	220	36	67	94	13	1	4	15	1	1	0	23	62	7	6	.369	.427	1
MINOR LEAGUE TOTALS		.298	291	1111	177	331	459	59	12	15	103	18	5	6	147	300	54	34	.381	.412	5

TRANSACTIONS

- Selected by the Tigers in the eighth round of the June 2016 draft
- On suspended list, June 13-19, 2017

60 **RONNY RODRÍGUEZ**

HT: 6-0 WT: 180 BT: R TH: R BORN: 4/17/1992 IN SANTIAGO, DR

INFIELDER

Opening Day Age: 26 **Residence:** Mao Valverde, DR
Major League Service: 0.123 **Signed Through:** 2019
How Obtained: Signed by the Tigers as a Minor League free agent on December 18, 2017

SEASON HIGHLIGHTS

Split the **2018** season between Triple A Toledo and Detroit, appearing in 63 games for the Mud Hens and 62 games with the Tigers.

- Selected to the International League Midseason All-Star Team.
- Belted a pair of homers on April 28 vs. Louisville...also hit two homers on May 13 at Louisville and May 30 at Syracuse.
- Hit for the cycle on May 30 at Syracuse, going 5x6 with a double, a triple, two home runs, five RBI and 14 total bases.
- Earned Tigers Minor League and International League Player of the Month honors for May after hitting .383/.407/.652 with 19 runs scored, nine doubles, two triples, six home runs and 24 RBI.
- Made his Major League debut on May 31 vs. Los Angeles (AL), going 2x4 with a run scored...became the first Tiger to have multiple hits in his Major League debut since JaCoby Jones on August 30, 2016 vs. Chicago (AL).
- Hit the first home run of his Major League career on August 23 vs. Chicago (AL).
- Played in 26 games with Aguilas Cibaenas of the Dominican Winter League, hitting .231/.248/.279 with six runs scored, three doubles, one triple and 11 RBI.

Spent the entire **2017** season with Triple A Columbus, playing in 117 games.

- Named an International League Postseason All-Star and an Organizational All-Star by MiLB.com.
- Ranked tied for fifth in the International League with a .291 (130x447) batting average.
- Sidelined from June 1-16 with a right abdomen strain.
- Collected a season-high four hits on July 14 at Toledo.
- Hit .333/.363/.635 with 15 runs scored, six doubles, one triple, seven home runs and 21 RBI in 26 games during July.

Saw time in 116 games with Triple A Columbus in **2016**.

- Hit safely in 17 straight games from April 24-May 15...batted .348/.377/.606 with 14 runs scored, seven doubles, two triples, two home runs and 15 RBI.
- Went 5x6 with two runs scored and a double on May 30 at Buffalo.
- Belted a pair of homers and drove in four runs on July 1 at Pawtucket...also had two homers and four RBI on July 30 at Charlotte.
- Played in 44 games with Aguilas Cibaenas in the Dominican Winter League, hitting .306 (49x160) with 24 runs scored, 10 doubles, three triples, three home runs and 12 RBI.

Limited to 72 games in **2015** with Double A Akron.

- Sidelined from April 9-June 9 with a left wrist sprain.
- Hit .338/.365/.563 with 10 runs scored, two doubles, two triples, four home runs and 12 RBI in 22 games during June.
- Placed on the temporarily inactive list from July 8-21.
- Hit a pair of home runs on August 1 at Altoona...also had a two-homer game on August 14 at Portland.

Appeared in 118 games with Double A Akron in **2014**.

- Placed on the temporarily inactive list from April 17-21.
- Collected a season-high four hits on May 30 vs. Harrisburg...also had four hits on June 26 vs. Harrisburg.
- Ranked as the 30th-best prospect in the Indians organization by *Baseball America* following the season.

Spent the entire **2013** season with Double A Akron.

- Posted a 12-game hitting streak from May 20-June 1, batting .408/.431/.633 with eight runs scored, three doubles, one triple, two home runs and 11 RBI.



- Hit .392/.405/.532 with 15 runs scored, seven doubles, two triples and 11 RBI in 18 games during June.
- Ranked as the seventh-best prospect in the Indians system by *Baseball America* following the season.

Established career highs in games played (126), runs scored (67), home runs (19) and RBI (66) in **2012** with Single A Carolina.

- Named to the Carolina League Postseason All-Star Team.
- Finished tied for third in the Indians system and fourth in the Carolina League with 19 home runs, while he was seventh in the league with 66 RBI and eighth with 67 runs scored.
- Went 5x5 with three runs scored, a double and two RBI on June 17 at Salem.
- Belted a pair of home runs on June 29 at Myrtle Beach.
- Hit .340/.376/.585 with 23 runs scored, four doubles, two triples, five home runs and 17 RBI in 27 games during June.
- Appeared in 18 games with Scottsdale in the Arizona Fall League, hitting .239/.257/.373 with eight runs scored, three doubles, three triples and seven RBI.
- Ranked as the eighth-best prospect in the Indians organization and the 19th-best prospect in the Carolina League by *Baseball America* following the season...also rated as possessing the best infield arm in the Carolina League by the publication.

Made his professional debut in **2011**, playing in 98 games with Single A Lake County.

- Hit a pair of home runs and drove in a season-high four runs on August 20 vs. Fort Wayne.
- Ranked as the 13th-best prospect and rated as possessing the best infield arm in the Indians system by *Baseball America* following the season.

PERSONAL/MISCELLANEOUS

- Resides in Mao Valverde, DR during the offseason.
- Attended Keeping Kids in the Game; participated in the pregame ceremony prior to the annual ¡Fiesta Tigres! game, the Tigers Winter Caravan and TigerFest.

RONNY RODRIGUEZ'S CAREER RECORD

Year	Club	AVG	G	AB	R	H	TB	2B	3B	HR	RBI	SH	SF	HB	BB	SO	SB	CS	OBP	SLG	E
2011	Lake County	.246	98	370	41	91	166	28	7	11	42	4	4	3	13	83	10	7	.274	.449	38
2012	Carolina	.264	126	454	67	120	205	20	4	19	66	3	2	5	19	88	7	7	.300	.452	33
2013	Akron	.265	116	468	62	124	176	25	6	5	52	6	5	3	16	76	12	3	.291	.376	24
2014	Akron	.228	118	413	52	94	134	25	0	5	34	2	6	1	25	92	4	5	.270	.324	15
2015	Akron	.286	72	269	34	77	132	14	4	11	29	3	1	2	10	60	4	5	.316	.491	8
2016	Columbus	.258	116	450	58	116	180	24	5	10	59	10	4	2	22	88	4	4	.293	.400	9
2017	Columbus	.291	117	447	60	130	203	18	2	17	64	7	5	1	23	92	15	5	.324	.454	4
2018	Toledo	.338	63	260	42	88	145	20	5	9	40	1	2	2	10	47	10	8	.365	.558	7
	DETROIT	.220	62	191	17	42	64	7	0	5	20	3	2	0	10	42	2	0	.256	.335	11
MINOR LEAGUE TOTALS		.268	826	3131	416	840	1341	174	33	87	386	36	29	19	138	626	66	44	.301	.428	138
MINOR LEAGUE TOTALS		.220	62	191	17	42	64	7	0	5	20	3	2	0	10	42	2	0	.256	.335	11

TRANSACTIONS

- Selected by Cleveland as a non-drafted free agent on October 5, 2010
- On temporarily inactive list, April 17-21, 2014
- On disabled list, April 9-June 9, 2015 (left wrist sprain)
- On temporarily inactive list, July 8-21, 2015
- On disabled list, June 1-16, 2017 (right abdomen strain)
- Signed by the Tigers as a Minor League free agent on December 18, 2017

CAREER FIELDING

	G	TC	PO	A	E	DP	PCT
First Base	10	60	53	5	2	3	.967
Second Base	17	61	20	40	1	9	.984
Third Base	12	19	5	12	2	0	.895
Shortstop	24	76	25	45	6	5	.921
Outfield	1	0	0	0	0	0	---

CAREER HIGHS

- Hits:** 3 (three times) - last, September 20, 2018 vs. Kansas City
- Home Runs:** 1 (five times) - last, September 21, 2018 vs. Kansas City
- RBI:** 2 (five times) - last, September 5, 2018 at Chicago (AL)
- Stolen Bases:** 1 (twice) - last, September 16, 2018 at Cleveland
- Hitting Streak:** 8 - August 12-23, 2018

THANKS A MILLION, TIGERS FANS

The Tigers have drawn over one million fans at home in each of the past 54 seasons, **the lone American League team to do so**. Only the Cardinals (56 years) and the Dodgers (74 years) have longer streaks. The Dodgers drew over one million fans in the last 13 seasons in Brooklyn, and all 60 years in Los Angeles. In addition, the Tigers topped the one hundred million mark in franchise history in 1994.




84

JAKE ROGERS

**NON-ROSTER
INVITEE**

HT: 6-1 WT: 192 BT: R TH: R BORN: 4/18/1995 IN CANYON, TX

CATCHER

Opening Day Age: 23

Major League Service: 0.000

How Obtained: Acquired by the Tigers along with Daz Cameron and Franklin Perez from Houston in exchange for Justin Verlander and a player to be named later (Juan Ramirez) on August 31, 2017

Residence: Canyon, TX

Signed Through: 2019

SEASON HIGHLIGHTS

Played in a career-high 99 games in **2018** as he spent the entire season with Double A Erie.

- Selected to MLB Pipeline's All-Defense Team for the second straight year as the best defensive catcher in the Minors.
- Ranked fourth in the Eastern League with one home run every 20.71 at-bats.
- Had a three-homer game and drove in a season-high four runs on June 12 at Hartford.
- Played with the Mesa Solar Sox in the Arizona Fall League, hitting .167/.231/.271 with eight runs scored, five doubles and one RBI in 13 games...was selected to play in the AFL's Rising Stars Game.

Began the **2017** season in the Houston Astros organization, before being traded to the Tigers on August 31.

- Name to MLB Pipeline's All-Defense Team as the best defensive catcher in the Minors.
- Collected a season-high four hits and drove in a season-best four RBI on July 4 at Myrtle Beach.
- Homered in three consecutive games from July 8-10 at Down East.
- Posted a 12-game hitting streak from July 2-16...hit .420/.473/.760 with 11 runs scored, two doubles, five home runs and 17 RBI.
- Rated as the fifth-best prospect and as being the best defensive catcher in the Tigers organization by *Baseball America* following the season.

Completed his first season of professional baseball in **2016**, playing in 46 games between Single A Tri-City and Single A Quad Cities.

- Had a season-high three hits on July 25 vs. Vermont.
- Ranked as the 20th-best prospect in the Astros organization by *Baseball America* following the season.

PERSONAL/MISCELLANEOUS

Resides in Canyon, TX during the offseason.

- Played his college baseball at Tulane University, earning first team All-American Athletic Conference honors as a junior in **2016**.

JACOB RAY ROGERS' CAREER RECORD

Year	Club	AVG	G	AB	R	H	TB	2B	3B	HR	RBI	SH	SF	HB	BB	SO	SB	CS	OBP	SLG	E
2016	Tri-City	.253	25	87	11	22	37	7	1	2	12	1	0	3	13	18	0	2	.369	.425	3
	Quad Cities	.208	21	72	7	15	23	3	1	1	4	0	0	2	8	25	1	0	.305	.319	3
2017	Quad Cities	.255	27	102	17	26	53	7	1	6	15	0	1	4	9	28	1	0	.336	.520	1
	Buies Creek	.265	83	313	43	83	143	18	3	12	55	0	6	4	44	72	13	8	.357	.457	4
	Lakeland	.143	2	7	0	1	1	0	0	0	0	0	0	0	1	2	0	0	.250	.143	0
2018	Erie	.219	99	352	57	77	145	15	1	17	56	2	7	6	41	112	7	1	.305	.412	5
MINOR LEAGUE TOTALS		.240	257	933	135	224	402	50	7	38	142	3	14	19	116	257	22	11	.332	.431	16

TRANSACTIONS

- Signed by Houston in the third round of the June 2016 draft
- Acquired by the Tigers along with Daz Cameron and Franklin Perez from Houston in exchange for Justin Verlander and a player to be named later (Juan Ramirez) on August 31, 2017

DETROIT TIGERS OLDE ENGLISH 'D'

The Detroit Tigers Olde English 'D' is one of the most revered emblems in Major League Baseball. It was first stitched on the away uniform in 1904, only three years after the team had joined the newly formed American League. The following year, the Olde English 'D' was stitched on the home uniform as well and also appeared on the baseball cap. Through the years the 'D' has undergone various stylizations, but the pride this symbol brings to the team and its fans has been constant.



38 TYSON ROSS

HT: 6-6 WT: 240 BT: R TH: R BORN: 4/22/1987 IN BERKELEY, CA

RIGHTHANDED PITCHER
Opening Day Age: 31 **Residence:** Oakland, CA
Major League Service: 7.118 **Signed Through:** 2019
How Obtained: Signed by the Tigers as a free agent on December 10, 2018

CAREER HIGHLIGHTS

The 2019 season will mark Ross' 10th at the Major League level and his first with the Tigers after signing as a free agent on December 10, 2018.

- Selected to the National League All-Star Team in 2014 as a member of the San Diego Padres.

SEASON HIGHLIGHTS

Began the **2018** season with San Diego, before being claimed off waivers by St. Louis on August 5.

- Recorded the fourth double-digit strikeout game of his career on April 20 at Arizona, striking out 10.
- Made his Cardinals debut on August 12 at Kansas City, picking up the win after allowing two runs in 6.0 innings.
- Belted the second home run of his Major League career on September 13 vs. Los Angeles (NL) off Clayton Kershaw.
- Held righthanded hitters to a .176 (47x267) batting average, which was the second-lowest among all Major League pitchers (min. 250 at-bats vs. righthanded hitters)...lefties hit .294 (85x289) against him.

Appeared in 12 games, including 10 starts, with Texas in **2017**.

- Sidelined from March 30-June 16 with right shoulder inflammation.
- Made his Rangers debut on June 16 vs. Seattle, earning the win after allowing two runs on two hits with five strikeouts in 5.2 innings.
- Sidelined from July 24-August 12 with a right index finger blister.

Made just one start for the Padres in **2016**, missing most of the season after undergoing thoracic outlet surgery.

- Made his first career Opening Day start, becoming the 29th different pitcher in Padres history to start a season opener.
- Sidelined from April 5-November 4 with right shoulder inflammation.

Selected the Padres Pitcher of the Year by the local chapter of the Baseball Writers Association of America in **2015** after establishing new career highs with 196.0 innings pitched and 212 strikeouts.

- Ranked fourth in the National League with 9.73 strikeouts per 9.0 innings and sixth with 212 strikeouts... his 9.73 strikeouts per 9.0 innings was the second-best mark in franchise history by a starter, trailing only the 9.87 mark set by Andy Benes in 1994.
- Became the second pitcher in franchise history to record 195-or-more strikeouts in consecutive seasons, joining Jake Peavy, who did so in three straight seasons from 2005-07.
- Ross and teammate James Shields each reached the 200-strikeout plateau, making them the first set of teammates in franchise history to reach 200-or-more strikeouts in the same season.
- Allowed just nine home runs in 196.0 innings, ranking third in the Majors with 0.41 home runs allowed per 9.0 innings...it was also the seventh-best mark in club history and the best since Kevin Brown (0.28HR/9.0IP) in 1998.
- Did not allow a home run in 100.0 consecutive innings from April 28-July 29, the longest single-season streak by a pitcher in the Majors (in terms of both starts and innings pitched) since Mets starter Sid Fernandez went 16 starts and 111.0 innings in 1992...was the third-longest homerless streak in franchise history.
- Threw the third complete game of his career on June 20 at Arizona, allowing one run on four hits and striking out nine.
- Hit his first career home run on July 2 at St. Louis, an opposite field shot off Tim Cooney...was the fourth pitcher in franchise history to hit an opposite field home run and the first since Andy Benes on September 3, 1989 vs. Philadelphia.
- Made 12 starts in July/August, posting a 5-2 record with a 2.86 ERA (69.1IP/22ER) and 71 strikeouts.
- Matched his career high in strikeouts on September 22 vs. San Francisco, striking out 11.



Named to the National League All-Star Team in **2014**, setting a career best with a 2.81 ERA (195.2IP/61ER).

- Ranked eighth in the National League in strikeouts and with 8.97 strikeouts per 9.0 innings...his strikeout total was the seventh-best in franchise history.
- Earned his first career trip to the All-Star Game, becoming the 10th starting pitcher in Padres history to be named an All-Star...he did not appear in the game as he made his last start on the Sunday before the All-Star break.
- Named the Padres winner of the MLBPA's Heart and Hustle Award.
- Turned in 15 games of 6.0-or-more innings pitched and two-or-fewer earned runs allowed, tied for the third-most in the Majors, trailing only Los Angeles (NL)'s Clayton Kershaw (17) and St. Louis' Adam Wainwright (17).
- Threw the first shutout of his career on July 2 vs. Cincinnati, allowing three hits with nine strikeouts... became the first pitcher in Padres history to throw a shutout, allow three-or-fewer hits, strike out nine-or-more and walk none in a game.
- Struck out a career-best 11 batters on July 24 at Chicago (NL).
- Finished the month of July with a 4-2 record, a 1.10 ERA (41.0IP/5ER), 48 strikeouts and a .194 (28x144) opponents batting average...led all MLB pitchers in strikeouts during the month and his strikeout total was the third-most in franchise history during July, trailing only Kevin Brown's 60 in 1988 and Andy Benes' 54 in 1994...his ERA ranked second in the National League and it was the lowest by any pitcher in franchise history to make six starts in a single month.
- Threw his second complete game of the season on August 21 at Los Angeles (NL), but took the loss after giving up two runs on four hits with eight strikeouts over 8.0 innings.
- Established a San Diego franchise record with 14 consecutive quality starts from June 21-September 7... posted a 7-6 record with a 1.93 ERA (93.1IP/20ER) and 94 strikeouts during the streak...ranked third in the National League in strikeouts and fourth in ERA and opponents batting average (.210).
- In addition to his 14 straight quality starts, he allowed six-or-fewer hits in each of those 14 starts...dating back to 1914, the only MLB pitcher with a longer streak of quality starts allowing six-or-fewer hits was Houston's Mike Scott, who made 17 such starts from May 21-August 8, 1986.
- Made 15 starts at Petco Park, going 8-5 with a 1.88 ERA (100.2IP/21ER) and 106 strikeouts...his home ERA was the fourth-best mark in baseball.

Spent most of the **2013** season with San Diego, establishing a career high with 35 appearances.

- Ranked sixth in the National League with 9.29 strikeouts per 9.0 innings.
- Recorded the first hit of his Major League career on April 17 at Los Angeles (NL), hitting a single off Clayton Kershaw.
- Sidelined from April 18-May 5 with a left shoulder strain.
- Posted a 2.93 ERA (80.0IP/26ER) and held opponents to a .201 (56x279) batting average over 13 starts from July 23-September 29...his .201 opponents batting average was tied with Texas' Yu Darvish for the best in the Majors during that span, while his ERA was tied for seventh in the National League (min. 80.0 innings).
- Notched the first double-digit strikeout game of his Major League career on September 1 at Los Angeles (NL), striking out 10.
- Held righthanded hitters to a .199 (45x226) batting average, which was the sixth-best in the Majors... lefties batted .251 (55x219) against him.

Saw time with both Oakland and Triple A Sacramento in **2012**, making 13 starts for each team.

- Carried a no-hitter into the sixth inning on June 16 vs. San Diego before allowing a two-run home run to Carlos Quentin with two outs.
- Threw a complete game with Sacramento on July 27 at Salt Lake City, striking out eight and allowing two runs on four hits.

Split the **2011** season between Oakland and Triple A Sacramento, appearing in 18 games, including 15 starts.

- Tossed 7.0 scoreless innings on April 27 at Los Angeles (AL), allowing four hits and striking out three.
- Sidelined from May 20-July 24 with a left oblique muscle strain.
- Pitched for the Phoenix Desert Dogs in the Arizona Fall League following the season, posting a 1-3 record with a 5.94 ERA (16.2IP/11ER) and 13 strikeouts in seven starts.

Saw his first Major League action in **2010**, appearing in 26 games, including two starts, with Oakland...also made six starts for Triple A Sacramento.

- Made the A's Opening Day roster as a non-roster invitee, the only invitee to make the team out of Spring Training.
- Made his Major League debut on April 7 vs. Seattle, throwing 2.1 scoreless innings.
- Picked up the first win of his Major League career on May 11 at Texas.
- Started five games for Sacramento in July, compiling a 1-1 record with a 2.21 ERA (20.1IP/5ER) and 25 strikeouts.
- Sidelined from August 10-September 23 with a right elbow strain.



- Ranked as the fourth-best prospect and rated as possessing the best slider in the Oakland system by *Baseball America* following the season.

Split the **2009** season between Single A Stockton and Double A Midland, making 27 starts.

- Sidelined from April 27-May 5 with a right shoulder strain.
- Made four starts with Stockton in July, posting a 3-1 record with a 2.59 ERA (24.1IP/7ER) and 27 strikeouts.
- Threw a 7.0-inning complete game on August 1 vs. Corpus Christi, striking out four and allowing four runs on seven hits.
- Ranked as the sixth-best prospect and rated as possessing the best slider in the Oakland organization by *Baseball America* following the season.

Completed his first season of professional baseball in **2008**, making six appearances, including four starts, with Single A Kane County.

- Sidelined from June 29-August 13 with a right shoulder strain.
- Struck out a season-high seven batters in 3.2 innings on August 24 at Clinton.
- Ranked as the 15th-best prospect in the Oakland system by *Baseball America* following the season.

PERSONAL/MISCELLANEOUS

- Resides in Oakland, CA during the offseason with his wife, Ashley...his brother, Joe, was a first round selection of San Diego in **2011** and is currently on the Washington Nationals.
- Participated in the Tigers Winter Caravan and TigerFest.
- Attended the University of California, earning All-Pac-10 honors in **2007** and **2008**...left Cal ranked third on the Bears' career strikeout list with 271.
- Was a member of the USA Junior National Team in **2004** and **2005**

TYSON WILLIAM ROSS' CAREER RECORD

Year	Club	W-L	ERA	G	GS	CG	SHO	SV	IP	H	AB	R	ER	HR	HB	BB	SO	WP	BK	AVG
2008	Kane County	0-1	4.66	6	4	0	0	0	19.1	16	73	11	10	1	2	5	16	1	0	.219
2009	Stockton	5-6	4.17	18	18	0	0	0	86.1	78	329	49	40	10	8	33	82	5	0	.237
	Midland	5-4	3.96	9	9	1	0	0	50.0	40	178	22	22	3	1	20	31	4	0	.225
2010	Sacramento	2-1	3.55	6	6	0	0	0	25.1	22	87	10	10	1	4	13	30	1	0	.253
	Oakland	1-4	5.49	26	2	0	0	1	39.1	39	144	24	24	4	0	20	32	5	0	.271
2011	Stockton#	0-0	9.00	1	1	0	0	0	1.0	2	5	1	1	0	0	1	1	0	0	.400
	Sacramento	3-2	7.61	9	9	0	0	0	36.2	52	160	34	31	5	0	22	34	3	0	.325
2012	Oakland	3-3	2.75	9	6	0	0	0	36.0	33	131	12	11	1	0	13	24	2	0	.252
	Sacramento	6-2	2.99	15	13	1	0	0	78.1	69	294	33	26	4	3	29	64	4	0	.235
2013	Oakland	2-11	6.50	18	13	0	0	0	73.1	96	294	56	53	7	5	37	46	2	1	.327
	Tucson	1-1	4.63	4	2	0	0	0	11.2	12	44	6	6	0	0	6	9	1	0	.273
2014	San Diego	3-8	3.17	35	16	0	0	0	125.0	100	445	51	44	8	7	44	119	7	0	.225
	San Diego	13-14	2.81	31	31	2	1	0	195.2	165	716	75	61	13	9	72	195	12	0	.230
2015	San Diego	10-12	3.26	33	33	1	0	0	196.0	172	725	78	71	9	8	84	212	14	0	.237
	Lake Elsinore#	0-1	54.00	1	1	0	0	0	0.2	3	4	4	4	0	0	2	1	2	0	.750
2016	San Diego	0-1	11.81	1	1	0	0	0	5.1	9	24	8	7	0	2	1	5	1	0	.375
	Frisco#	1-1	2.31	2	2	0	0	0	11.2	11	43	5	3	0	0	4	10	0	0	.256
2017	Round Rock#	2-1	7.71	4	4	0	0	0	18.2	23	71	16	16	3	2	11	11	0	0	.324
	Texas	3-3	7.71	12	10	0	0	0	49.0	53	193	46	42	7	6	37	36	4	0	.275
2018	San Diego	6-9	4.45	22	22	0	0	0	123.1	112	466	64	61	16	7	52	107	4	0	.240
	St. Louis	2-0	2.73	9	1	0	0	0	26.1	20	90	9	8	1	0	10	15	0	0	.222
MINOR LEAGUE TOTALS		25-20	4.48	75	69	2	0	0	339.2	328	1288	191	169	27	20	146	289	21	0	.255
AL TOTALS		9-21	5.92	65	31	0	0	0	197.2	221	762	138	130	19	11	107	138	13	1	.355
NL TOTALS		34-44	3.38	131	104	3	1	0	671.2	578	2466	285	252	47	33	263	653	38	0	.234
MAJOR LEAGUE TOTALS		43-65	3.95	196	135	3	1	1	869.1	799	3228	423	382	66	44	370	791	51	1	.248

TRANSACTIONS

- Selected by Oakland in the second round of the June 2008 draft
- On disabled list, June 29-August 13, 2008 (right shoulder strain)
- On disabled list, April 27-May 5, 2009 (right shoulder strain)
- On disabled list, August 10-September 23, 2010 (right elbow strain)
- On disabled list, May 20-July 24, 2011 (left oblique muscle strain)
- On temporarily inactive list, July 30-August 4, 2011
- Acquired by Oakland along with A.J. Kirby-Jones from Oakland in exchange for Andy Parrino and Andrew Werner on November 16, 2012
- On disabled list, April 18-May 5, 2013 (left shoulder strain)
- On disabled list, April 5-November 4, 2016 (right shoulder inflammation)
- Signed by Texas as a free agent on January 19, 2017
- On disabled list, March 30-June 16, 2017 (right shoulder inflammation)
- On disabled list, July 24-August 12, 2017 (right index finger blister)
- Signed by San Diego as a Minor League free agent on December 27, 2017
- Claimed off waivers by St. Louis on August 5, 2018
- Signed by the Tigers as a free agent on December 10, 2018



2019 TIGERS

ALL-STAR GAME RECORD

Year	League/Site	W-L	ERA	G	GS	CG	SHO	SV	IP	H	AB	R	ER	HR	HB	BB	SO	WP	BK	AVG	
2014	NL/Minnesota	-	-	-	-	-	-	-	-	-	-	-	-	-	-	-	-	-	-	-	-

MAJOR LEAGUE HITTING RECORD

	AVG	AB	R	H	2B	3B	HR	RBI	SH	SF	HBP	BB	SO
2018	.195	41	2	8	0	0	1	4	3	1	0	1	16
Career	.200	190	14	38	2	1	2	13	16	3	2	6	78

CAREER FIELDING

	G	TC	PO	A	E	DP	PCT
Pitcher	196	230	74	143	13	11	.943

CAREER HIGHS

Longest Winning Streak: 4 - July 19-August 10, 2014
Longest Losing Streak: 12 - May 19, 2012-June 30, 2013
Strikeouts: 11 (twice) - last, September 22, 2015 vs. San Francisco
Walks: 7 - June 16, 2014 at Seattle
Innings (starter): 9.0 (twice) - last, June 20, 2015 at Arizona
Innings (reliever): 4.2 - September 1, 2018 vs. Cincinnati
Low-Hit Game (CG): 3 - July 2, 2014 vs. Cincinnati

10-OR-MORE STRIKEOUT GAMES (4)

September 1, 2013 at Los Angeles (NL) (10) July 24, 2014 at Chicago (NL) (11) September 22, 2015 vs. San Francisco (11)
 April 20, 2018 at Arizona (10)



NON-ROSTER INVITEE

63 HECTOR SANCHEZ

HT: 6-1 WT: 255 BT: S TH: R BORN: 11/17/1989 in MARACAY, VZ

CATCHER

Opening Day Age: 29 Residence: Maracay, VZ
 Major League Service: 5.018 Signed Through: 2019
 How Obtained: Signed by the Tigers as a Minor League free agent on January 22, 2019

SEASON HIGHLIGHTS

Appeared in 24 games with Triple A Sacramento in 2018.

- Sideline from May 3-12 with a concussion.
- Saw time in 47 games with Tiburones de La Guaira of the Venezuelan Winter League, batting .262/.337/.363 with 15 runs scored, nine doubles, one triple, two home runs and 17 RBI.

Played in a career-high 75 games with the Padres in 2017.

- Finished the season with 12 extra-base hits, which were the most he's had in a season since 2012, when he had 18 extra-base hits.
- Sideline from April 7-14 with a concussion.
- Hit his first home run of the season on April 30 at San Francisco, a game-tying, pinch-hit home run in the top of the ninth inning...it was the first game-tying, pinch-hit home run in the ninth inning by a Padre since Adrián González on September 16, 2009 vs. Arizona.
- Sideline from May 6-June 23 with a right foot contusion.
- Both of his next two home runs came in a pinch-hitting role, first on June 24 vs. Detroit and then on June 30 vs. Los Angeles (NL)...his three pinch-hit homers led San Diego and were tied for the third-most in the Majors.
- According to the Elias Sports Bureau, Sanchez was the fourth Padre to have three-or-more consecutive homers in a season coming in a pinch-hitting role, joining Matt Stairs and Brett Wallace, who hit four straight in 2010 and 2015, respectively, and Jerry Turner, who hit five consecutive pinch-hit homers in 1978.

Began the 2016 season in the Chicago White Sox organization, before being claimed off waivers by San Diego on May 11.

- Opened the season with Triple A Charlotte and homered in each of the first two games of the season on April 9 and 10 at Durham.
- Joined Triple A El Paso on June 26 and hit 13 home runs in 55 games.

- Belted two home runs on June 26 at Reno...also added multi-homer games on June 30 vs. Reno and July 18 vs. Memphis.
- Hit .378/.465/.662 with 11 runs scored, six doubles, five home runs and 16 RBI in 23 games with El Paso in July.
- Played in 15 games with Tiburones de La Guaira of the Venezuelan Winter League, hitting .320/.370/.440 with three runs scored, three doubles, one home run and five RBI.

Split the **2015** season between San Francisco and Triple A Sacramento, combining to play in 65 games.

- Sidelined from July 3-16 with a concussion.
- Connected on his second career grand slam on July 21 at San Diego.
- Sidelined from September 8-November 2 with a left hamstring tear.

Limited to 66 games with San Francisco in **2014** after missing most of the second half of the season due to an injury.

- Recorded his first career two-homer game, including his first grand slam, and drove in a career-best five runs on April 23 at Colorado...his 11th inning grand slam gave the Giants a 12-8 lead.
- Became just the sixth Giants player since the franchise moved to San Francisco in 1958 to hit an extra-inning grand slam, joining Willie Mays (1967), Jack Hiatt (1969), Jeffrey Leonard (1983), Greg Litton (1992) and A.J. Pierzynski (2004).
- Posted his second career four-hit game on May 5 at Pittsburgh.
- Caught Tim Lincecum's no-hitter on June 25 vs. San Diego...joined Miguel Montero (Arizona, 2010) and Jesus Montero (Seattle, 2012) as the only Venezuelan-born players to catch a no-hitter in the Majors.
- Sidelined from July 26-November 3 with a concussion.
- Saw time in 18 games with Tiburones de La Guaira of the Venezuelan Winter League, hitting .250/.262/.313 with three runs scored, one double, one home run and four RBI.

Spent most of the **2013** season in the big leagues with the Giants, appearing in 63 games.

- Sidelined from June 1-8 with a left hand contusion.
- Drove in a season-high four runs for Triple A Fresno on June 10 vs. Tucson.
- Sidelined from July 9-24 with a right shoulder strain.
- Homered and drove in three runs in consecutive games on August 15 at Washington and August 16 at Miami.
- Played in 20 games with Tiburones de La Guaira of the Venezuelan Winter League, batting .280/.329/.387 with six runs scored, two doubles, two home runs and six RBI.

Made an Opening Day roster and spent his first full season in the Majors in **2012**.

- Belted his first Major League home run on April 23 at New York (NL), hitting a two-run shot off Dillon Gee.
- Sidelined from July 18-August 2 with a left knee sprain.
- Recorded his first career four-hit game on July 14 vs. Houston.
- Enjoyed his best month at the plate in September, hitting .341/.383/.477 with eight runs scored, three doubles, one home run and five RBI in 15 games.
- Hit .304/.296/.430 with seven doubles, one home run and 15 RBI with lefties on the mound, while he batted .266/.295/.367 with eight doubles, two home runs and 19 RBI vs. righthanded pitchers.

Saw the first Major League action of his career in **2011**, appearing in 13 games with the Giants during two separate stints in the Majors.

- Belted three home runs and drove in a season-high six runs on May 23 at Stockton.
- Posted a 10-game hitting streak with Single A San Jose from May 13-23, batting .400/.429/.800 with nine runs scored, three doubles, five home runs and 19 RBI.
- Made his Major League debut on July 15 at San Diego, recording a walk.
- Notched his first career hit and RBI on August 23 vs. San Diego with a pinch hit RBI single off Luke Gregorson.
- Appeared in 51 games with Tiburones de La Guaira of the Venezuelan Winter League, hitting .339/.402/.548 with 29 runs scored, 10 doubles, nine home runs and 39 RBI.
- Rated as the 10th-best prospect in the Giants organization by *Baseball America* following the season.

Appeared in 89 games with Single A Augusta in **2010**.

- Threw out 18-of-40 (45.0%) attempted basestealers.
- Sidelined from April 16-23 with a right ring finger sprain.
- Sidelined from June 11-18 with a right ankle contusion.
- Finished the month of July batting .311/.363/.432 with three runs scored, six doubles, one home run and nine RBI.
- Hit safely in 11 consecutive games from July 21-August 5, hitting .381/.422/.524 with three runs scored, three doubles, one home run and three RBI.



2019 TIGERS

Spent the entire **2009** season with the AZL Giants.

- Led all Arizona League catchers by throwing out 45.0 percent (18-of-40) of attempted basestealers.
- Ranked as the 15th-best prospect in the Arizona League by *Baseball America* following the season.

Completed his second season with the DSL Giants in **2008**, playing in 55 games.

- Led the Dominican Summer League with a .348 (72x207) batting average and 63 RBI.

Appeared in 44 games with the DSL Giants in **2007** in his first season of professional baseball.

PERSONAL/MISCELLANEOUS

- Resides in Maracay, VZ during the offseason with his wife, Elizabeth, and their son, Dylan.
- Signed with the Giants as a 16-year-old free agent in 2007...left school after the ninth grade to attend a baseball academy in Venezuela, where he stayed for two years.

HECTOR ENRIQUE SANCHEZ'S CAREER RECORD

Year	Club	AVG	G	AB	R	H	TB	2B	3B	HR	RBI	SH	SF	HB	BB	SO	SB	CS	OBP	SLG	E
2007	DSL Giants	.286	44	119	10	34	56	10	0	4	18	4	0	4	19	15	2	2	.401	.471	3
2008	DSL Giants	.348	55	207	40	72	104	14	3	4	63	1	2	8	36	29	4	1	.458	.502	7
2009	AZL Giants	.299	33	117	13	35	48	8	1	1	22	0	1	5	16	21	0	0	.403	.410	5
2010	Augusta	.274	89	310	29	85	122	20	1	5	31	2	0	1	28	50	0	2	.336	.394	9
2011	San Jose	.302	52	212	31	64	113	14	1	11	58	0	3	2	11	49	0	1	.338	.533	4
	Fresno	.261	46	153	15	40	52	9	0	1	26	0	2	0	13	22	0	1	.315	.340	2
	San Francisco	.258	13	31	0	8	10	2	0	0	1	0	0	0	3	6	0	0	.324	.323	0
2012	Fresno#	.067	4	15	0	1	1	0	0	0	1	0	0	0	0	1	0	0	.067	.067	0
	San Francisco	.280	74	218	22	61	85	15	0	3	34	0	3	1	5	52	0	0	.295	.390	7
2013	AZL Giants#	.333	1	3	0	1	2	1	0	0	2	0	0	0	0	1	0	0	.333	.667	0
	San Jose#	.250	4	12	1	3	4	1	0	0	3	0	1	0	1	4	0	0	.286	.333	0
	Fresno	.271	32	85	10	23	36	4	0	3	11	0	1	1	12	15	0	0	.364	.424	2
	San Francisco	.248	63	129	8	32	45	4	0	3	19	0	1	3	7	29	0	0	.300	.349	1
2014	Fresno#	.158	7	19	1	3	6	0	0	1	3	0	0	0	1	3	0	0	.200	.316	0
	San Francisco	.196	66	163	8	32	49	8	0	3	28	0	4	2	8	55	0	1	.237	.301	3
2015	Sacramento	.273	37	139	18	38	56	6	0	4	14	1	2	1	9	25	0	0	.318	.403	4
	San Francisco	.179	28	56	5	10	17	4	0	1	5	1	0	0	2	14	0	0	.207	.304	0
2016	Charlotte	.143	8	28	2	4	11	1	0	2	3	0	0	1	1	6	0	0	.200	.393	2
	El Paso	.324	55	176	25	57	112	16	0	13	40	0	2	1	20	40	0	0	.392	.636	4
	Chicago (AL)	.143	2	7	0	1	1	0	0	0	1	0	0	0	1	2	0	0	.250	.143	0
	San Diego	.286	26	42	3	12	22	1	0	3	7	0	0	1	3	8	0	0	.348	.524	2
2017	El Paso#	.269	7	26	2	7	15	2	0	2	6	0	0	0	2	8	0	0	.321	.577	0
	San Diego	.219	75	137	14	30	58	4	0	8	25	0	1	0	5	41	0	0	.245	.423	3
2018	Sacramento	.241	24	79	10	19	26	4	0	1	8	0	0	1	9	18	0	1	.326	.329	0
MINOR LEAGUE TOTALS		.286	498	1700	207	486	764	110	6	52	309	8	14	25	178	307	6	8	.359	.449	42
AL TOTALS		.143	2	7	0	1	1	0	0	0	1	0	0	0	1	2	0	0	.250	.143	0
NL TOTALS		.238	345	776	60	185	286	38	0	21	119	1	9	7	33	205	0	1	.273	.369	16
MAJOR LEAGUE TOTALS		.238	347	783	60	186	287	38	0	21	120	1	9	7	34	207	0	1	.273	.367	16

TRANSACTIONS

- Signed by San Francisco as a non-drafted free agent on July 12, 2006
- On disabled list, April 16-23, 2010 (right ring finger sprain)
- On disabled list, June 11-18, 2010 (right ankle contusion)
- On disabled list, July 18-August 2, 2012 (left knee sprain)
- On disabled list, June 1-8, 2013 (left hand contusion)
- On disabled list, July 9-24, 2013 (right shoulder strain)
- On disabled list, July 26-November 3, 2014 (concussion)
- On disabled list, July 3-16, 2015 (concussion)
- On disabled list, September 8-November 2, 2015 (left hamstring tear)
- Signed by Chicago (AL) as a free agent on December 22, 2015
- Claimed off waivers by San Diego from Chicago (AL) on May 11, 2016
- Signed by San Diego as a Minor League free agent on December 4, 2016
- On disabled list, April 7-14, 2017 (concussion)
- On disabled list, May 6-June 23, 2017 (right foot contusion)
- Signed by San Francisco as a Minor League free agent on January 5, 2018
- On disabled list, May 3-12, 2018 (concussion)
- Signed by the Tigers as a Minor League free agent on January 22, 2019

DIVISION SERIES RECORD

Year	Club/Opp.	AVG	G	AB	R	H	TB	2B	3B	HR	RBI	SH	SF	HB	BB	SO	SB	CS	OBP	SLG	E
2012	SF vs. CIN	.500	1	2	1	1	1	0	0	0	0	0	0	0	2	1	0	0	.750	.500	0
DIVISION SERIES TOTALS		.500	1	2	1	1	1	0	0	0	0	0	0	0	2	1	0	0	.750	.500	0

LEAGUE CHAMPIONSHIP SERIES RECORD

Year	Club/Opp.	AVG	G	AB	R	H	TB	2B	3B	HR	RBI	SH	SF	HB	BB	SO	SB	CS	OBP	SLG	E
2012	SF vs. STL	.000	2	5	0	0	0	0	0	0	0	0	0	0	0	3	0	0	.000	.000	0
LCS TOTALS		.000	2	5	0	0	0	0	0	0	0	0	0	0	0	3	0	0	.000	.000	0



WORLD SERIES RECORD

Year	Club/Opp.	AVG	G	AB	R	H	TB	2B	3B	HR	RBI	SH	SF	HB	BB	SO	SB	CS	OBP	SLG	E
2012	SF vs. DET	.000	1	4	0	0	0	0	0	0	0	0	0	0	0	3	0	0	.000	.000	0
WORLD SERIES TOTALS		.000	1	4	0	0	0	0	0	0	0	0	0	0	0	3	0	0	.000	.000	0

CAREER FIELDING

	G	TC	PO	A	E	DP	PCT
Catcher	200	1263	1162	86	15	11	.988
First Base	7	31	27	3	1	2	.968

IN-DEPTH CATCHING STATISTICS

Year	G	SB	CS	CS%	CERA	PB	CPKO
2011	11	10	2	16.7	5.29	2	0
2012	56	40	11	21.6	4.00	3	0
2013	33	21	5	19.2	4.17	5	0
2014	45	31	9	22.5	3.68	4	0
2015	16	6	0	0.0	3.39	2	1
2016 (CWS)	2	0	0	0.0	8.47	0	0
2016 (SD)	12	4	1	20.0	5.45	0	0
Totals	200	124	31	20.0	4.16	18	1

CAREER HIGHS

Hits: 4 (twice) - last, May 5, 2014 at Pittsburgh

Home Runs: 2 - April 23, 2014 at Colorado

RBI: 5 - April 23, 2014 at Colorado

Stolen Bases: No Major League stolen bases

Hitting Streak: 9 - September 15, 2011-April 14, 2012

GRAND SLAMS [2]

April 23, 2014 at Colorado (Chad Bettis) July 21, 2015 at San Diego (Dale Thayer)

TWO HOME RUN GAMES [1]

April 23, 2014 at Colorado



**NON-ROSTER
INVITEE**

**KADE
SCIVICQUE**

HT: 6-0 WT: 235 BT: R TH: R BORN: 3/22/1993 IN BATON ROUGE, LA

CATCHER

Opening Day Age: 26 **Residence:** Maurepas, LA
Major League Service: 0.000 **Signed Through:** 2019
How Obtained: Signed by the Tigers as a Minor League free agent on November 12, 2018

SEASON HIGHLIGHTS

Opened the 2018 season in the Atlanta Braves organization, before being signed as a Minor League free agent by the Tigers on April 16.

- Posted consecutive three-hit games with Single A Lakeland on July 17 at Palm Beach and July 19 at Fort Myers.

Combined to appear in 92 games between Double A Mississippi and Triple A Gwinnett in 2017.

- Selected to the Southern League Midseason All-Star Team.
- Hit .300-or-better in each of the first two months of the season, batting .314/.368/.412 with four runs scored, two doubles, one home run and four RBI in 14 games during April and .300/.324/.400 with nine runs scored, four doubles, one home run and eight RBI in 20 contests in May.
- Played in 18 games with Gwinnett in August, hitting .323/.400/.452 with 11 runs scored, two doubles, two home runs and 11 RBI.

Began the 2016 season in the Tigers organization, before being traded to Atlanta on August 16.

- Named to the Florida State League Midseason and Postseason All-Star Teams.
- Hit safely in 11 straight games with Single A Lakeland from April 26-May 12, hitting .340/.340/.404 with four runs scored, three doubles and four RBI.
- Finished the month of May batting .303/.333/.427 with 12 runs scored, six doubles, one triple, one home run and 11 RBI in 23 games.
- Turned in a four-hit performance on August 14 at Tampa, going 4x6 with a double.



2019 TIGERS

- Started in four postseason games with Double A Mississippi, batting .533/.533/.533 with one RBI.
- Saw time in 10 games with the Salt River Rafters in the Arizona Fall League, hitting .378/.410/.486 with three runs scored, four doubles and four RBI.

Completed his first season of professional baseball in **2015**, appearing in 51 games.

- Recorded multiple hits in six of the nine games he played with Single A Connecticut.
- Had a season-high three hits on July 23 at Dayton...also had three hits on August 11 at Wisconsin.
- Belted the first home run of his professional career on July 30 at Bowling Green.

PERSONAL/MISCELLANEOUS

- Resides in Maurepas, LA during the offseason.
- Began his collegiate career at Southwest Mississippi Community College in Summit, MS, where he earned first team JUCO All-State in **2013**...played two seasons at LSU and was named a first team All-American by D1Baseball.com and earned first team All-SEC honors in **2015**.
- Recommended/signed by Bryson Barber for the Tigers.

KADE HUNTER SCIVICQUE'S CAREER RECORD

Year	Club	AVG	G	AB	R	H	TB	2B	3B	HR	RBI	SH	SF	HB	BB	SO	SB	CS	OBP	SLG	E
2015	Connecticut	.406	9	32	5	13	16	3	0	0	1	0	0	1	3	3	0	0	.472	.500	0
	West Michigan	.242	42	165	21	40	59	4	0	5	17	0	0	6	9	26	2	1	.306	.358	4
2016	Lakeland	.282	106	419	45	118	159	19	2	6	41	0	3	6	22	83	0	0	.324	.379	6
	Carolina	.179	8	28	1	5	5	0	0	0	1	0	0	0	3	5	0	0	.258	.179	0
	Mississippi	.182	3	11	0	2	2	0	0	0	0	0	0	0	0	3	0	0	.182	.182	0
2017	Mississippi	.269	68	234	19	63	85	11	1	3	25	1	2	2	16	46	0	1	.319	.363	4
	Gwinnett	.272	24	81	12	22	30	2	0	2	11	0	0	1	8	18	0	0	.344	.370	4
2018	Lakeland	.277	23	83	12	23	34	5	0	2	11	0	1	0	10	15	0	0	.351	.410	2
	Erie	.294	10	34	2	10	11	1	0	0	6	0	2	0	3	7	0	0	.333	.324	1
	Gwinnett	.250	1	4	0	1	2	1	0	0	0	0	0	0	0	1	0	0	.250	.500	0
	Toledo	.230	34	113	6	26	39	7	0	2	8	1	1	2	7	18	0	0	.285	.345	3
MINOR LEAGUE TOTALS		.268	328	1204	123	323	442	53	3	20	122	2	9	18	81	225	2	2	.322	.367	24

TRANSACTIONS

- Selected by the Tigers in the fourth round of the June 2015 draft
- Acquired by Atlanta along with Mike Aviles from the Tigers in exchange for Erick Aybar on August 16, 2016
- Signed by the Tigers as a Minor League free agent on April 16, 2018
- Signed by the Tigers as a Minor League free agent on November 12, 2018



NON-ROSTER INVITEE

CHRISTOPHER SMITH

HT: 6-2 WT: 205 BT: R TH: R BORN: 8/19/1988 IN LOUISVILLE, KY

RIGHTHANDED PITCHER

Opening Day Age: 30 Residence: Louisville, KY

Major League Service: 0.022 Signed Through: 2019

How Obtained: Signed by the Tigers as a Minor League free agent on December 17, 2018

SEASON HIGHLIGHTS

Spent the entire **2018** season with Triple A Syracuse, appearing in a career-high 49 games.

- Ranked fifth in the International League with 49 appearances.
- Posted 13 consecutive scoreless appearances from June 1-July 6, tossing 15.2 innings with 24 strikeouts.
- Pitched in four games with Estrellas de Oriente in the Dominican Winter League, compiling a 1-0 record with a 4.91 ERA (3.2IP/2ER) and nine strikeouts.

Made 29 appearances with Triple A Buffalo in **2017**...also saw the first Major League action of his career, pitching in four games with Toronto.

- Sideline from April 10-May 13 with a right forearm strain.
- Made his Major League debut on June 27 vs. Baltimore, throwing a scoreless inning.
- Notched the first strikeout of his big league career on July 27 vs. Oakland, fanning Matt Chapman.
- Appeared in 19 games with Estrellas de Oriente in the Dominican Winter League, posting a 1-1 record with a 2.50 ERA (18.0IP/4ER) and 18 strikeouts.



Spent most of the **2016** season with Double A New Hampshire, making 43 relief appearances.

- Ranked fourth in the Eastern League with 15 saves...had 12.00 strikeouts per 9.0 innings, which was the second-highest total among Eastern League relievers.
- Struck out all six batters he retired in a 2.0-inning save on June 21 at Erie.
- Did not allow an earned run in 10 consecutive outings from May 27-June 28, throwing 15.1 innings with 25 strikeouts.
- Held righthanded batters to a .164 (21x128) batting average, while lefties hit .274 (23x84) against him.

Began the **2015** season in the New York Yankees organization, before signing with Toronto as a Minor League free agent on August 1.

- Turned in eight consecutive scoreless appearances with Single A Tampa from June 24-July 25, throwing 14.1 shutout innings with five hits allowed and 16 strikeouts.
- Appeared in nine games with Single A Dunedin in August, compiling a 1-0 record with a 0.68 ERA (13.1IP/1ER) and 18 strikeouts.
- Made 21 appearances with Gigantes de Carolina in the Puerto Rican Winter League, posting a 0-2 record with two saves, a 1.61 ERA (22.1IP/4ER) and 25 strikeouts.

Combined to make 32 appearances with Single A Charleston and Single A Tampa in **2014**.

- Finished the month of June with a 1.62 ERA (16.2IP/3ER) and 13 strikeouts in 10 outings.

Signed with New York (AL) as a non-drafted free agent on January 29, **2013**, but missed the entire season due to a right forearm stress reaction.

Started 19 games with the Washington WildThings in the Frontier League in **2012**.

- Made nine appearances with the Brisbane Bandits of the Australian Baseball League, compiling a 3-3 record with a 2.31 ERA (50.2IP/13ER) and 65 strikeouts.

Saw time with three different Independent teams in **2011**, pitching for White Sands, Traverse City and Washington.

Made one appearance with the Lake Erie Crushers of the Frontier League in **2010**.

PERSONAL/MISCELLANEOUS

- Resides in Louisville, KY in the offseason.

CHRISTOPHER PATRICK SMITH'S CAREER RECORD

Year	Club	W-L	ERA	G	GS	CG	SHO	SV	IP	H	AB	R	ER	HR	HB	BB	SO	WP	BK	AVG
2010	Lake Erie*	0-1	36.00	1	0	0	0	0	1.0	3	---	4	4	1	0	1	0	0	0	---
2011	White Sands*	3-0	1.41	5	4	3	0	0	32.0	22	---	7	5	1	2	8	31	1	0	---
	Traverse City*	0-0	18.90	2	0	0	0	0	3.1	7	---	7	7	0	1	3	2	0	0	---
	Washington*	1-2	4.50	6	5	0	0	0	24.0	17	---	16	12	3	3	12	21	2	1	---
2012	Washington*	9-6	2.92	19	19	2	2	0	129.1	106	---	48	42	8	13	52	116	7	1	---
2014	Charleston	1-1	4.50	6	0	0	0	1	8.0	9	33	5	4	2	0	2	11	1	0	.273
	Tampa	0-1	2.70	26	0	0	0	0	43.1	36	160	16	13	3	0	12	38	4	0	.225
2015	Tampa	2-1	0.78	13	0	0	0	0	23.0	14	81	2	2	0	0	3	23	1	0	.173
	Dunedin	1-0	0.68	9	0	0	0	0	13.1	4	44	1	1	1	0	2	18	0	0	.091
	New Hampshire	0-0	0.00	2	0	0	0	0	3.0	2	11	0	0	0	0	1	4	0	0	.182
	Trenton	1-1	6.08	7	0	0	0	0	13.1	11	49	9	9	0	1	3	12	0	0	.224
2016	Buffalo	0-1	2.45	4	0	0	0	0	3.2	2	11	1	1	1	0	1	5	0	0	.182
	New Hampshire	1-2	1.89	43	0	0	0	15	57.0	44	212	20	12	2	1	21	76	5	0	.208
2017	Dunedin#	0-0	0.00	1	1	0	0	0	1.0	0	3	0	0	0	0	0	2	0	0	.000
	Buffalo	2-3	4.46	29	0	0	0	9	34.1	36	132	17	17	6	1	6	24	2	0	.273
	Toronto	0-0	5.40	4	0	0	0	0	5.0	7	22	3	3	1	0	1	1	0	0	.318
2018	Syracuse	4-5	3.93	49	0	0	0	1	55.0	53	208	27	24	7	2	21	65	3	0	.255
MINOR LEAGUE TOTALS		12-15	2.93	189	1	0	0	26	255.0	211	944	98	83	22	5	72	278	16	0	.224
MAJOR LEAGUE TOTALS		0-0	5.40	4	0	0	0	0	5.0	7	22	3	3	1	0	1	1	0	0	.318

*Not Included in Totals

TRANSACTIONS

- Signed by New York (AL) as a non-drafted free agent on January 29, 2013
- On disabled list, June 21-September 18, 2013 (right forearm stress reaction)
- Signed by Toronto as a Minor League free agent on August 1, 2015
- On disabled list, April 10-May 13, 2017 (right forearm strain)
- Signed by Washington as a Minor League free agent on December 18, 2017
- Signed by the Tigers as a Minor League free agent on December 17, 2018



CAREER FIELDING

	G	TC	PO	A	E	DP	PCT
Pitcher	4	2	0	2	0	0	1.000

CAREER HIGHS

Longest Winning Streak: No Major League wins
Longest Losing Streak: No Major League losses
Strikeouts: 1 - July 27, 2017 vs. Oakland
Walks: 1 - July 23, 2017 at Cleveland
Innings (reliever): 1.2 - July 28, 2017 vs. Los Angeles (AL)



65

GREGORY
SOTO

HT: 6-1 WT: 236 BT: L TH: L BORN: 2/11/1995 IN HAINA, DR

LEFTHANDED PITCHER

Opening Day Age: 24
Major League Service: 0.000
How Obtained: Signed by the Tigers as a non-drafted free agent on December 26, 2012

Residence: Nigua, DR
Signed Through: 2019

CAREER HIGHLIGHTS

- Named the Tigers Minor League Pitcher of the Year in 2017.

SEASON HIGHLIGHTS

Spent the entire 2018 season with Single A Lakeland, making 25 appearances, including 23 starts.

- Ranked fourth in the Florida State League with a .235 (101x430) opponents batting average, while he was fifth with 115 strikeouts.
- Threw a season-high 7.0 innings on May 21 vs. Palm Beach, striking out seven and allowing two runs... also pitched 7.0 innings on August 14 vs. Daytona.
- Allowed two earned runs-or-less in six consecutive starts from June 12-July 13, posting a 2-2 record with a 1.98 ERA (27.1IP/6ER) and 31 strikeouts...struck out nine batters in consecutive starts on July 18 vs. Tampa and July 13 vs. Fort Myers.
- Posted a 5-4 record with a 2.96 ERA (70.0IP/23ER) and 77 strikeouts in 13 appearances, including 12 starts, at home, while he was 3-4 with a 6.85 ERA (43.1IP/33ER) and 38 strikeouts in 12 outings, including 11 starts, on the road.
- Made seven starts with the Mesa Solar Sox in the Arizona Fall League, compiling a 1-0 record with a 3.10 ERA (29.0IP/10ER) and 25 strikeouts.

Selected the Tigers Minor League Pitcher of the Year in 2017, after compiling a 12-2 record with a 2.25 ERA (124.0IP/31ER) and 144 strikeouts in 23 starts between Single A West Michigan and Single A Lakeland.

- Named to the Midwest League Midseason and Postseason All-Star Teams.
- Ranked tied for seventh in the Midwest League with 10 wins, while he was 10th with 116 strikeouts.
- Did not allow an earned run in his first five starts of the season from April 11-May 7, a stretch that lasted 28.0 innings.
- Struck out a season-high 12 batters on May 20 at Lake County...also had a double-digit strikeout performance on July 14 vs. Cedar Rapids, striking out 11.
- Made four starts with West Michigan in July, going 3-0 with a 1.71 ERA (21.0IP/4ER) and 30 strikeouts.
- Started five games with Lakeland and allowed two runs-or-less in each start.
- Ranked as the 10th-best prospect in the Tigers organization by *Baseball America* following the season.

Started 15 games with Single A Connecticut in 2016.

- Ranked tied for second in the New York-Penn League with 15 starts, while he was tied for sixth with 62 strikeouts and tied for ninth with 71.1 innings pitched...ranked fifth among New York-Penn League starting pitchers with 7.82 strikeouts per nine innings.
- Finished the month of August with a 3-1 record, a 2.45 ERA (33.0IP/9ER) and 29 strikeouts in six starts.
- Limited lefthanded hitters to a .194 (19x98) batting average, while righties hit .292 (49x168) against him.
- Ranked as the 30th-best prospect in the Tigers organization by *Baseball America* following the season.

Made 11 appearances, including six starts, between the GCL Tigers and Single A Connecticut in **2015**.

- Made five appearances, including one start, with the GCL Tigers in July, going 1-3 with a 2.14 ERA (21.0IP/5ER) and 21 strikeouts.
- Threw a season-long 6.2 innings and tied a season high with eight strikeouts on August 28 vs. the GCL Yankees2.

Spent the entire **2014** season with the DSL Tigers, appearing in 16 games, including 10 as a starter.

- Pitched in five games, including two starts, during August, going 3-0 with a 0.55 ERA (16.1IP/1ER) and 20 strikeouts.

Completed his first season of professional baseball in **2013**, making 16 appearances, including 12 starts, with the DSL Tigers.

- Earned the first win of his professional career and struck out a season-high 10 batters on June 10 vs. the DSL Rojas.
- Allowed one run-or-less in each of his first five starts from June 4-July 4 and posted a 1-0 record with a 0.98 ERA (18.1IP/2ER) and 26 strikeouts during the stretch.

PERSONAL/MISCELLANEOUS

- Resides in Nigua, DR during the offseason.
- Participated in the Tigers Winter Caravan and TigerFest.
- Recommended/signed by Carlos Santana and Ramon Perez for the Tigers.

GREGORY SOTO'S CAREER RECORD

Year	Club	W-L	ERA	G	GS	CG	SHO	SV	IP	H	AB	R	ER	HR	HB	BB	SO	WP	BK	AVG
2013	DSL Tigers	1-2	4.82	16	12	0	0	0	37.1	29	128	22	20	1	4	36	51	14	1	.227
2014	DSL Tigers	5-3	3.20	16	10	0	0	0	50.2	41	183	24	18	0	7	25	57	8	2	.224
2015	GCL Tigers	2-4	2.19	9	5	0	0	0	37.0	34	136	20	9	0	2	25	40	10	0	.250
	Connecticut	0-1	22.50	2	1	0	0	0	2.0	1	7	6	5	0	1	6	5	5	0	.143
2016	Connecticut	3-2	3.03	15	15	0	0	0	71.1	68	266	29	24	1	3	34	62	11	1	.256
2017	West Michigan	10-1	2.25	18	18	0	0	0	96.0	70	343	29	24	3	4	54	116	6	0	.204
	Lakeland	2-1	2.25	5	5	0	0	0	28.0	27	101	8	7	1	0	11	28	2	0	.267
2018	Lakeland	8-8	4.45	25	23	0	0	0	113.1	101	430	67	56	4	11	70	115	13	2	.235
MINOR LEAGUE TOTALS		31-22	3.37	106	89	0	0	0	435.2	371	1594	205	163	10	32	261	474	69	6	.233

TRANSACTIONS

- Signed by the Tigers as a non-drafted free agent on December 26, 2012



14

CHRISTIN STEWART

HT: 6-0 WT: 220 BT: L TH: R BORN: 12/10/1993 IN ATLANTA, GA

OUTFIELDER

Opening Day Age: 25 Residence: Lawrenceville, GA

Major League Service: 0.022 Signed Through: 2019

How Obtained: Selected by the Tigers in the first round (34th overall) of the June 2015 draft

CAREER HIGHLIGHTS

- Named the Tigers Minor League Player of the Year in 2016, 2017 and 2018.
- Selected to participate in the MLB Futures Game prior to the Major League Baseball All-Star Game in 2016 at Petco Park in San Diego...entered as a defensive replacement and went 0x1.

SEASON HIGHLIGHTS

Spent most of the **2018** season with Triple A Toledo, appearing in 122 games...also saw the first Major League action of his career, playing in 17 games with Detroit.

- Selected the Tigers Minor League Player of the Year for the third consecutive season, leading Detroit's player development system with 23 home runs and 77 RBI.
- Named to the International League Midseason and Postseason All-Star Teams, while he was selected an Organizational All-Star by MiLB.com.
- Finished the season tied for the International League lead with 23 home runs, while he was third with 77 RBI, 67 walks and a .480 slugging percentage, fourth with 213 total bases and an .844 OPS, tied for fourth with 47 extra-base hits and sixth with a .364 on-base percentage.



2019 TIGERS

- Had a 12-game hitting streak from April 24-May 7, hitting .447 (21x47) with 10 runs scored, five doubles, one triple, four home runs and 15 RBI.
- Belted a pair of home runs on May 13 at Louisville.
- Sidelined from June 27-July 12 with a right calf strain.
- Made his Major League debut in the ninth inning on September 9 vs. St. Louis.
- Picked up the first hit of his Major League career on September 10 vs. Houston, singling in the sixth inning off Justin Verlander.
- Posted the first multi-hit game and RBI of his big league career on September 16 at Cleveland, going 3x5...also had a three-hit performance on September 27 at Minnesota.
- Hit the first two home runs of his Major League career and drove in six runs on September 20 vs. Kansas City...became the first Tigers player to hit his first two career home runs in the same game since Brent Cleven on August 1, 2006 at Tampa Bay and the first Tigers player since 1908 to have a six-RBI game in the first 11 games of his career.
- Ranked as the eighth-best prospect in the Tigers organization and the 17th-best prospect in the International League by *Baseball America* following the season...also rated as the best power hitter in the Tigers system.

Named the Tigers Minor League Player of the Year for the second straight season in **2017**, playing in 136 games with Double A Erie.

- Selected to the Eastern League Midseason and Postseason All-Star Teams, and was named an Organizational All-Star by MiLB.com.
- Led the Eastern League with 28 home runs, 243 total bases, 60 extra-base hits and 136 games played, while he ranked third with 86 RBI, fourth with 29 doubles and fifth with a .501 slugging percentage...also ranked fourth in the league with one home run every 17.32 at-bats.
- Hit a pair of home runs on April 9 vs. Trenton...also had multi-homer games on May 7 vs. Trenton and June 25 vs. Bowie.
- Named the Tigers Minor League Player of the Month for June, batting .317/.336/.554 with 16 runs scored, nine doubles, five home runs and 21 RBI in 29 games.
- Ranked as the ninth-best prospect in the Tigers organization and the 20th-best prospect in the Eastern League by *Baseball America* following the season...also rated as the best power hitter in the Tigers system.

Earned Tigers Minor League Player of the Year honors in **2016**, splitting the season between Single A Lakeland and Double A Erie.

- Named to the Florida State League Midseason and Postseason All-Star Teams...was named the Most Valuable Player of the FSL All-Star Game.
- Selected a High Class A All-Star by *Baseball America* and was tabbed an Organizational All-Star by MiLB.com.
- Led the Florida State League with 24 home runs, a .534 slugging percentage and a .403 on-base percentage, while he ranked second with 74 walks, third with 47 extra-base hits, fourth with 190 total bases and fifth with 68 RBI...also paced the league with one home run every 14.83 at-bats.
- Earned Florida State League Player of the Week honors for the week ending May 15, hitting .348 with five runs scored, two doubles, four home runs and 10 RBI...homered in three straight games from May 9-11.
- Named the Tigers Minor League Player of the Month for July, batting .351/.479/.689 with 17 runs scored, five doubles, one triple, six home runs and 23 RBI in 23 games.
- Homered in three consecutive games with Erie from September 1-3.
- Played for the Salt River Rafters in the Arizona Fall League, hitting .268/.350/.408 with 12 runs scored, five doubles, one triple, one home run and nine RBI...selected to play in the AFL's Rising Stars Game.
- Ranked as the second-best prospect in the Tigers organization and the 15th-best prospect in the Florida State League by *Baseball America* following the season.

Completed his first season of professional baseball in **2015**, appearing in 71 games between the GCL Tigers, Single A Connecticut and Single A West Michigan.

- Began his professional career with the GCL Tigers, and had a four-hit performance in his fifth game, going 4x5 with two doubles, a triple, a home run and two RBI on June 26 vs. the GCL Phillies.
- Drove in a season-high five runs on August 13 at Wisconsin.
- Played in 29 games with West Michigan in August, hitting .317/.423/.584 with 21 runs scored, seven doubles, four triples, four home runs and 22 RBI.
- Appeared in 10 games during the Whitecaps Midwest League championship run, batting .368/.429/.447 with five runs scored, three doubles and five RBI.
- Ranked as the fourth-best prospect in the Tigers organization by *Baseball America* following the season.

PERSONAL/MISCELLANEOUS

- Resides in Lawrenceville, GA during the offseason.
- Participates in the Tigers Dreams Come True program; attended the Tigers Winter Caravan and TigerFest.
- Played college baseball at the University of Tennessee, where he earned first team All-SEC honors in **2014** and **2015**...selected to play for the USA Baseball Collegiate National Team in **2014**.
- Recommended/signed by Harold Zonder for the Tigers.



CHRISTIN GAYLIN HARRIS STEWART'S CAREER RECORD

Year	Club	AVG	G	AB	R	H	TB	2B	3B	HR	RBI	SH	SF	HB	BB	SO	SB	CS	OBP	SLG	E
2015	GCL Tigers	.364	6	22	5	8	15	2	1	1	2	0	0	1	3	5	2	1	.462	.682	0
	Connecticut	.245	14	49	7	12	24	2	2	2	11	0	3	2	5	18	0	0	.322	.490	0
	West Michigan	.286	51	185	29	53	91	9	4	7	31	0	3	10	18	45	3	2	.375	.492	3
2016	Lakeland	.264	104	356	60	94	190	22	1	24	68	0	2	10	74	105	3	1	.403	.534	2
	Erie	.218	24	87	17	19	39	2	0	6	19	0	1	0	12	26	0	0	.310	.448	0
2017	Erie	.256	136	485	67	124	243	29	3	28	86	0	8	6	56	138	3	0	.335	.501	3
2018	GCL Tigers East#	.200	2	5	1	1	4	0	0	1	1	0	0	0	1	0	0	0	.333	.800	0
	GCL Tigers West#	.250	1	4	1	1	4	0	0	1	2	0	0	0	0	0	0	0	.250	1.000	0
	Toledo	.264	122	444	69	117	213	21	3	23	77	0	5	6	67	108	0	0	.364	.480	3
	DETROIT	.267	17	60	7	16	25	1	1	2	10	0	1	1	10	13	0	0	.375	.417	2
	MINOR LEAGUE TOTALS	.262	460	1637	256	429	823	87	14	93	297	0	22	35	236	445	11	4	.363	.503	11
	MAJOR LEAGUE TOTALS	.267	17	60	7	16	25	1	1	2	10	0	1	1	10	13	0	0	.375	.417	2

TRANSACTIONS

- Selected by the Tigers in the first round (34th overall) of the June 2015 draft
- On disabled list, June 27-July 12, 2018 (right calf strain)

CAREER FIELDING

	G	TC	PO	A	E	DP	PCT
Outfield	15	43	41	0	2	0	.953

CAREER HIGHS

Hits: 3 (twice) - last, September 27, 2018 at Minnesota

Home Runs: 2 - September 20, 2018 vs. Kansas City

RBI: 6 - September 20, 2018 vs. Kansas City

Stolen Bases: No Major League stolen bases

Hitting Streak: 3 - September 10-12, 2018

TWO HOME RUN GAMES (1)

September 20, 2018 vs. Kansas City



68

DANIEL STUMPF

HT: 6-2 WT: 208 BT: L TH: L BORN: 1/4/1991 IN HUMBLE, TX

LEFTHANDED PITCHER

Opening Day Age: 28 Residence: Humble, TX

Major League Service: 2.063 Signed Through: 2019

How Obtained: Signed by the Tigers as a free agent on April 1, 2017

SEASON HIGHLIGHTS

Appeared in a career-best 56 games with the Tigers in 2018...also made nine appearances with Triple A Toledo.

- Earned the first win of his Major League career in the first game of the doubleheader on April 25 at Pittsburgh, striking out one in 1.1 perfect innings.
- Made 14 appearances in March/April, compiling a 1-0 record with a 1.59 ERA (11.1IP/2ER) and eight strikeouts.
- Sideline from May 29-July 2 with ulnar nerve irritation.
- Threw 2.0 shutout innings with three strikeouts on August 19 at Minnesota...marked his second career appearance of 2.0 innings (other, July 21, 2016 vs. Miami).
- Did not allow an earned run in 14 straight outings from August 19-September 26, throwing 12.1 innings and giving up seven hits with 10 strikeouts.

Spent most of the 2017 season with the Tigers, appearing in a career-high 55 games.

- Made 12 appearances with Triple A Toledo in May and had a 1-1 record with a 2.38 ERA (11.1IP/3ER) and 13 strikeouts.
- Recorded a career-high three strikeouts on July 14 vs. Toronto.
- Posted 17 consecutive scoreless appearances from July 1-August 8, a streak that stretched 13.1 innings.
- Compiled a 1.77 ERA (20.1IP/4ER) and 18 strikeouts in 28 appearances from July 1-September 1.



Split the **2016** season between the Philadelphia Phillies and Kansas City Royals organizations.

- Made the Phillies Opening Day roster, marking the first time he has made an Opening Day roster at the Major League level.
- Made his Major League debut on April 7 at Cincinnati, allowing three runs on one hit with two walks in three batters faced.
- Placed on restricted list from April 14-July 10.
- Recorded the first strikeout of his Major League career on July 21 vs. Miami, striking out Christian Yelich in the eighth inning.

Spent the entire **2015** season with Double A Northwest Arkansas, appearing in 42 games, including one start.

- Ranked third among Texas League relievers with 9.58 strikeouts per nine innings and a .212 (55x259) opponents batting average.
- Finished the season by compiling a 1.85 ERA (24.1IP/5ER) and 25 strikeouts over his final 16 games... did not allow a run in his final seven appearances of the season, a stretch that spanned 9.2 innings.
- Pitched for Cangrejeros de Santurce in the Puerto Rican Winter League following the season and had a 1-0 record with a 1.00 ERA (18.0IP/2ER) and 10 strikeouts in 13 appearances.

Made 32 appearances, including eight starts, with Single A Wilmington in **2014**.

- Established a career high with nine strikeouts in 4.1 innings on April 27 vs. Myrtle Beach.
- Moved to the bullpen on May 26 -- made 24 relief appearances and had a 2-1 record with two saves, a 3.31 ERA (35.1IP/13ER) and 37 strikeouts.
- Sidelined from July 7-14 with a left thigh contusion.
- Did not allow a run in 11 straight outings from July 19-August 23 -- threw 14.2 innings during the stretch, allowing nine hits and striking out 16.
- Pitched for the Peoria Javelinas in the Arizona Fall League following the season and compiled a 1-0 record with a 3.72 ERA (9.2IP/4ER) and 11 strikeouts.

Named a South Atlantic League Postseason All-Star as he spent the entire **2013** season with Single A Lexington.

- Led the South Atlantic League with four complete games, while he was tied for first with one shutout, second with a .210 (103x491) opponents batting average, tied for second with 25 starts, tied for third with a 1.11 WHIP, tied for fourth with 10 wins, fifth with 137.2 innings and sixth with a 3.07 ERA (137.2IP/47ER).
- Began the season by allowing three earned runs-or-less in nine consecutive starts -- went 3-3 with a 1.90 ERA (47.1IP/10ER) and 47 strikeouts during the nine-start stretch.
- Named the South Atlantic League Pitcher of the Week for the week ending July 7 -- threw the second no-hitter in team history on July 2 vs. Greenville, walking one and striking out three in 7.0 innings.
- Made five starts in July and went 3-1 with a 1.69 ERA (32.0IP/6ER) and 21 strikeouts.
- Selected the South Atlantic League Pitcher of the Week for the week ending August 4 -- tossed 6.0 shutout innings with one hit allowed and five strikeouts on August 1 at Rome.

Pitched in 19 games with Burlington in **2012** as he completed his first season in professional baseball.

- Ranked third among Appalachian League relievers with 8.69 baserunners allowed per nine innings.
- Posted a 0.97 WHIP and held opponents to a .190 (20x105) batting average...averaged 10.55 strikeouts per nine innings.
- Recorded 10 consecutive scoreless appearances from July 19-August 25 -- threw 15.0 innings during the stretch and went 1-0 with four saves, nine hits allowed, five walks and 18 strikeouts.

PERSONAL/MISCELLANEOUS

- Resides in Humble, TX during the offseason with his wife, Sara.
- Participates in the Dreams Come True program; attended Keeping Kids in the Game and the annual Illitch Charities Celebrity Golf Classic; participated in the Tigers Winter Caravan and TigerFest.
- Named Most Outstanding Pitcher in the **2012 JUCO** World Series while pitching for San Jacinto Community College.

LONGEST STREAKS WITHOUT A LOSS

Max Scherzer went 19 straight starts without a loss from September 23, 2012-July 8, 2013 to establish the franchise record. Bobo Newsom had held the previous franchise record with 18 straight starts without suffering a loss from April 25-July 17, 1940.

Jeremy Bolderman went 17 straight starts from September 10, 2006-June 20, 2007 without suffering a loss, matching Wild Bill Donovan for the third-longest such streak in club history. Donovan's 17-start stretch without suffering a loss was September 6, 1907-July 7, 1908.

Courtesy of the Elias Sports Bureau



DANIEL ARTHUR STUMPF'S CAREER RECORD

Year	Club	W-L	ERA	G	GS	CG	SHO	SV	IP	H	AB	R	ER	HR	HB	SO	WP	BK	AVG
2012	Burlington	2-1	1.55	19	0	0	0	5	29.0	20	105	6	5	1	0	8	34	3	0.190
2013	Lexington	10-10	3.07	25	25	4	1	0	137.2	103	491	58	47	10	7	50	117	6	0.210
2014	Wilmington	3-8	3.77	32	8	0	0	2	74.0	82	292	34	31	1	1	19	79	5	0.281
2015	Northwest Arkansas	5-4	3.57	42	1	0	0	3	70.2	55	259	31	28	6	2	31	76	6	0.212
2016	Clearwater#	0-0	3.00	2	0	0	0	0	3.0	2	11	1	1	0	0	0	1	0	0.182
	Reading#	1-0	4.50	3	0	0	0	0	4.0	3	16	3	2	0	0	1	3	0	0.188
	Northwest Arkansas	2-0	2.11	14	0	0	0	1	21.1	14	75	5	5	0	2	4	26	1	0.187
	Lehigh Valley#	0-0	20.25	2	0	0	0	0	1.1	4	8	3	3	0	0	0	1	0	0.500
	Philadelphia	0-0	10.80	7	0	0	0	0	5.0	9	22	6	6	1	0	2	2	1	0.409
2017	Toledo	1-2	3.38	24	0	0	0	0	21.1	19	76	8	8	3	0	5	26	0	0.250
	DETROIT	0-1	3.82	55	0	0	0	0	37.2	37	139	16	16	5	2	15	33	2	1.266
2018	Toledo	1-0	3.48	9	0	0	0	0	10.1	12	41	4	4	1	1	0	13	0	0.293
	DETROIT	1-5	4.93	56	0	0	0	0	38.1	44	154	23	21	5	0	16	37	2	0.286
MINOR LEAGUE TOTALS		25-25	3.24	172	34	4	1	11	372.2	314	1374	153	134	22	13	118	376	21	0.229
DETROIT TOTALS		1-6	4.38	111	0	0	0	0	76.0	81	293	39	37	10	2	31	70	4	1.276
MAJOR LEAGUE TOTALS		1-6	4.78	118	0	0	0	0	81.0	90	315	45	43	11	2	33	72	5	1.286

TRANSACTIONS

- Selected by Kansas City in the ninth round of the June 2012 draft
- On disabled list, July 7-14, 2014 (left thigh contusion)
- Selected by Philadelphia from Kansas City in the Major League phase of the Rule 5 Draft on December 10, 2015
- On restricted list, April 14-July 10, 2016
- Returned to Kansas City as a Rule 5 selection on July 25, 2016
- Selected by Detroit from Kansas City in the Major League phase of the Rule 5 Draft on December 8, 2016
- Signed by the Tigers as a free agent on April 1, 2017
- On disabled list, May 29-July 2, 2018 (ulnar nerve irritation)

CAREER FIELDING

	G	TC	PO	A	E	DP	PCT
Pitcher	118	13	6	6	1	1	.923

CAREER HIGHS

Longest Winning Streak: 1 - April 25, 2018

Longest Losing Streak: 5 - May 4-September 29, 2018

Strikeouts: 3 (twice) - last, August 19, 2018 at Minnesota

Walks: 3 - May 21, 2018 at Minnesota

Innings (reliever): 2.0 (twice) - last, August 19, 2018 at Minnesota



56

SPENCER TURNBULL

HT: 6-3 WT: 211 BT: R TH: R BORN: 9/18/1992 IN DEMOPOLIS, AL

RIGHT HANDED PITCHER

Opening Day Age: 26 Residence: Madison, MS

Major League Service: 0.020 Signed Through: 2019

How Obtained: Selected by the Tigers in the second round of the June 2014 draft

SEASON HIGHLIGHTS

Made 21 starts between Double A Erie and Triple A Toledo in 2018...also saw the first Major League action of his career, appearing in four outings, including three starts with the Tigers.

- Earned Eastern League Pitcher of the Week honors twice during the season...his first award came for the week ending May 13 when he had a 2-0 record and threw 11.0 scoreless innings with 12 strikeouts, while the other came for the week ending June 10 when he tossed 12.2 innings, striking out 14 and giving up three runs.
- Threw a shutout for Erie on June 10 vs. Reading, allowing just four hits and striking out a season-high 11 batters...the shutout was the first of his career, while it was his second complete game (other, May 31, 2015 at Fort Wayne as a member of Single A West Michigan).
- Sideline from June 21-July 21 with a right rotator cuff strain.
- Struck out 11 in his debut for Toledo on August 27 vs. Columbus, allowing three runs in 6.1 innings.
- Made his Major League debut on September 14 at Cleveland, throwing a perfect inning in relief with one strikeout...struck out Yan Gomes for his first Major League strikeout.



2019 TIGERS

- Recorded the first quality start of his Major League career on September 25 at Minnesota, allowing one run on six hits with one walk and five strikeouts in 6.0 innings...became the first Detroit pitcher to throw 6.0-or-more innings and allow one run-or-less in one of his first two Major League starts since Kyle Ryan tossed 6.0 shutout innings in his Major League debut on August 30, 2014 at Chicago (AL).

Combined to make 21 starts between the GCL Tigers West, Single A Lakeland and Double A Erie in **2017**.

- Sidelined from May 23-July 9 with right elbow tendinitis.
- Allowed three runs-or-less in eight consecutive starts with Lakeland from May 16-August 11...compiled a 5-1 record with a 1.50 ERA (48.0IP/8ER) and 41 strikeouts over the eight-start stretch.
- Made six starts with the Mesa Solar Sox in the Arizona Fall League, going 2-2 with a 3.74 ERA (21.2IP/9ER) and 19 strikeouts.

Limited to 12 starts between the GCL Tigers East, GCL Tigers West and Single A Lakeland in **2016** after missing most of the season due to injury.

- Sidelined from April 7-August 4 with a right shoulder strain.
- Posted a 1-3 record with a 3.60 ERA (20.0IP/8ER) and 20 strikeouts in six starts with the Salt River Rafters in the Arizona Fall League.
- Ranked as the 19th-best prospect in the Tigers organization by *Baseball America* following the season.

Made a career-high 22 starts and won a career-best 11 games with Single A West Michigan in **2015**.

- Named to the Midwest League Midseason All-Star Team and recognized by MiLB.com as an Organizational All-Star.
- Ranked tied for seventh in the Midwest League with 11 victories...ranked fourth among Midwest League starting pitchers with a .242 (106x438) opponents batting average, while he was fifth with 8.18 strikeouts per nine innings.
- Began the season with a streak of 12 consecutive starts of three-or-fewer earned runs allowed from April 11-June 28...went 5-2 with a 2.80 ERA (61.0IP/19ER) and 52 strikeouts during the stretch.
- Struck out a season-high 12 batters and threw 6.2 scoreless innings on September 1 at Great Lakes.
- Ranked as the ninth-best prospect in the Tigers organization and the 17th-best prospect in the Midwest League by *Baseball America* following the season.

Completed his first season of professional baseball in **2014**, starting 12 games between the GCL Tigers and Connecticut Tigers.

- Started five games during the month of July with Connecticut, going 0-1 with a 3.86 ERA (11.2IP/5ER) and six strikeouts.
- Ranked as the 18th-best prospect in the Tigers organization by *Baseball America* following the season.

PERSONAL/MISCELLANEOUS

- Resides in Madison, MS during the offseason.
- Compiled a 5-7 record with a 2.22 ERA (93.1IP/23ER) in 15 starts as a junior at the University of Alabama in **2014**...held opponents to a .192 batting average, allowing only 61 hits in 93.1 innings pitched.
- Participated in the Tigers Winter Caravan and TigerFest.
- Recommended/signed by Bryson Barber for the Tigers.

SPENCER KETCHAM TURNBULL'S CAREER RECORD

Year	Club	W-L	ERA	G	GS	CG	SHO	SV	IP	H	AB	R	ER	HR	HB	BB	SO	WP	BK	AVG
2014	GCL Tigers	0-0	3.00	1	1	0	0	0	3.0	2	10	1	1	1	0	1	4	0	0	.200
	Connecticut	0-2	4.45	11	11	0	0	0	28.1	31	115	16	14	1	1	14	19	4	1	.270
2015	West Michigan	11-3	3.01	22	22	1	0	0	116.2	106	438	45	39	0	7	52	106	9	2	.242
2016	GCL Tigers East#	0-0	7.36	2	2	0	0	0	3.2	4	15	3	3	2	0	1	5	1	0	.267
	GCL Tigers West#	0-1	3.38	4	4	0	0	0	10.2	3	33	4	4	0	0	5	7	0	0	.091
2017	Lakeland	1-1	3.00	6	6	0	0	0	30.0	24	111	12	10	1	1	10	27	6	0	.216
	GCL Tigers West#	0-0	4.00	2	2	0	0	0	9.0	8	33	5	4	0	0	2	16	3	0	.242
	Lakeland	7-3	3.05	15	15	0	0	0	82.2	68	296	30	28	3	6	25	64	3	1	.230
2018	Erie	0-3	6.20	4	4	0	0	0	20.1	22	81	16	14	1	3	8	22	0	0	.272
	GCL Tigers West#	0-0	0.00	1	1	0	0	0	2.2	1	9	0	0	0	0	3	3	0	1	.111
	Lakeland#	0-0	0.00	1	1	0	0	0	4.2	2	16	0	0	0	0	0	6	0	0	.125
	Erie	4-7	4.47	19	19	1	1	0	98.2	92	371	50	49	4	7	40	105	10	1	.248
2019	Toledo	1-1	2.03	2	2	0	0	0	13.1	8	45	3	3	0	1	3	19	0	0	.178
	DETROIT	0-2	6.06	4	3	0	0	0	16.1	17	65	11	11	1	0	4	15	1	1	.262
MINOR LEAGUE TOTALS		24-21	3.59	90	90	2	1	0	423.2	371	1573	185	169	13	26	164	403	36	6	.236
MAJOR LEAGUE TOTALS		0-2	6.06	4	3	0	0	0	16.1	17	65	11	11	1	0	4	15	1	1	.262

TRANSACTIONS

- Selected by the Tigers in the second round of the June 2014 draft
- On disabled list, April 7-August 4, 2016 (right shoulder strain)
- On disabled list, May 23-July 9, 2017 (right elbow tendinitis)
- On disabled list, June 21-July 21, 2018 (right rotator cuff strain)



MAJOR LEAGUE HITTING RECORD

	AVG	AB	R	H	2B	3B	HR	RBI	SH	SF	HBP	BB	SO
2018	.000	2	0	0	0	0	0	0	0	0	0	0	1
Career	.000	2	0	0	0	0	0	0	0	0	0	0	1

CAREER FIELDING

	G	TC	PO	A	E	DP	PCT
Pitcher	4	4	1	3	0	0	1.000

CAREER HIGHS

- Longest Winning Streak:** No Major League Wins
- Longest Losing Streak:** 2 - September 19-30, 2018
- Strikeouts:** 7 - September 30, 2018 at Milwaukee
- Walks:** 2 - September 30, 2018 at Milwaukee
- Innings (starter):** 6.0 - September 25, 2018 at Minnesota
- Innings (relief):** 1.0 - September 14, 2018 at Cleveland

2019 TIGERS

54 DREW VERHAGEN

HT: 6-6 WT: 230 BT: R TH: R BORN: 10/22/1990 IN ROYSE CITY, TX

RIGHTHANDED PITCHER

Opening Day Age: 28 Residence: Rockwall, TX
 Major League Service: 2.126 Signed Through: 2019
 How Obtained: Selected by the Tigers in the fourth round of the June 2012 draft

SEASON HIGHLIGHTS

Spent most of the **2018** season with the Tigers, appearing in 41 games, including one start...also pitched in 10 games, including six starts, with Triple A Toledo.

- Selected as the Tigers Minor League Player of the Month for May after going 2-0 with a 1.32 ERA (27.1IP/4ER) and 41 strikeouts in six starts for the Mud Hens...led the International League with a .138 (13x94) opponents batting average in May, while he ranked second with a 0.77 WHIP and third with 41 strikeouts.
- Sidelined from June 20-July 9 with a nasal fracture.
- Named the Tigers Pitcher of the Month for August, posting a 1-0 record with a 2.70 ERA (16.2IP/5ER), a 1.14 WHIP and 17 strikeouts in 11 outings.
- Earned his third win of the season on September 14 at Cleveland, establishing a new single-season career high.
- Appeared in 10 games in September and went 1-1 with a 2.16 ERA (8.1IP/2ER) and eight strikeouts.

Split the **2017** season between Detroit and Triple A Toledo, appearing in a career-high 24 games with the Tigers.

- Compiled a 2-0 record with a 2.25 ERA (20.0IP/5ER) and 14 strikeouts in four starts with Toledo in April.
- Named International League Pitcher of the Week for the week ending June 4 after making two starts during the week, going 2-0 with a 0.00 ERA (14.1IP/0ER) and 13 strikeouts.
- Made his season debut with the Tigers on July 24 vs. Kansas City, allowing two runs with a strikeout in 3.0 innings.
- Posted a 1.74 ERA (10.1IP/2ER) and eight strikeouts in 10 appearances from August 27-September 15.

Limited to 19 games with the Tigers in **2016** after missing most of the season due to injury.

- Made an Opening Day roster at the Major League level for the first time in his career.
- Did not allow a run in eight of his first nine appearances of the season from April 5-April 22 -- had a 3.38 ERA (8.0IP/3ER) with two strikeouts during the stretch.
- Sidelined from May 23-November 4 with thoracic outlet syndrome.
- Transferred to the 60-day disabled list on June 20.

Appeared in 20 games in two stints with the Tigers in **2015**.

- Sidelined from April 9-June 2 with a L4 pars stress fracture.
- Earned the first win of his Major League career in the second game of the doubleheader on September 13 at Cleveland, throwing 2.0 hitless innings with two walks.
- Threw 16.0 consecutive scoreless innings over 11 games from August 22-September 15...allowed 10 hits, seven walks and struck out eight batters.



2019 TIGERS

- Pitched in 13 games during September/October and had a 2-0 record with a 1.62 ERA (16.2IP/3ER) and seven strikeouts.
- Ranked as the 22nd-best prospect in the Tigers organization by *Baseball America* following the season.

Saw action in one game with the Tigers in **2014** as he spent the majority of the season with Triple A Toledo.

- Made his Major League debut in the first game of the doubleheader vs. Cleveland on July 19 -- suffered the loss after allowing three runs on five hits while striking out four over 5.1 innings of work.
- Sidelined from July 20-October 31 with a low back stress fracture.
- Ranked as the 16th-best prospect in the Tigers organization by *Baseball America* following the season.

Completed his first full season of professional baseball in **2013**, splitting time between Single A Lakeland and Double A Erie.

- Sidelined April 24-May 2 with a right shoulder contusion.
- Named the Eastern League Pitcher of the Week for the week ending July 8 -- fired a complete game shutout on July 6 at Altoona, allowing just three hits while striking out six.
- Named the Tigers Minor League Pitcher of the Month for July after posting a 2-1 record and a 1.99 ERA (31.2IP/7ER) and 17 strikeouts in five starts.
- Ranked as the 12th-best prospect in the Tigers organization by *Baseball America* following the season.

Selected by the Tigers in the fourth round of the June **2012** draft and appeared in 10 games with the GCL Tigers and Single A Lakeland.

- Ranked as the Tigers 14th-best prospect by *Baseball America* following the season.

PERSONAL/MISCELLANEOUS

- Resides in Rockwall, TX during the offseason.
- Participates in the Dreams Come True program.
- Attended Vanderbilt University in **2012** and led the team with a 3.50 ERA in 27 games...attended Navarro College in **2011** and was a part of the school's Junior College World Series Championship Team.
- Saw action in 11 games with Hyannis in the Cape Cod League in **2010**, posting a 0-1 record and a 1.66 ERA (21.2IP/4ER).
- Attended Rockwall (TX) High School where he was first team All-District in both his junior and senior seasons.
- Recommended/signed by Harold Zonder for the Tigers.

DREW EDWARD VERHAGEN'S CAREER RECORD

Year	Club	W-L	ERA	G	GS	CG	SHO	SV	IP	H	AB	R	ER	HR	HB	BB	SO	WP	BK	AVG
2012	GCL Tigers	0-0	2.25	2	0	0	0	0	4.0	5	16	2	1	0	0	2	0	0	0	.313
	Lakeland	0-3	3.67	8	6	0	0	0	27.0	20	97	13	11	0	3	14	17	8	0	.206
2013	Lakeland	5-3	2.81	12	11	0	0	0	67.1	49	237	27	21	1	5	27	35	4	0	.207
	Erie	2-5	3.00	12	12	1	1	0	60.0	53	221	24	20	3	4	17	40	5	0	.240
2014	Toledo	6-7	3.67	19	19	0	0	0	110.1	117	425	47	45	5	8	25	63	5	0	.275
	DETROIT	0-1	5.40	1	1	0	0	0	5.0	5	17	3	3	0	0	3	4	0	0	.294
	Erie	2-0	2.70	5	0	0	0	2	6.2	6	23	2	2	1	0	2	5	2	0	.261
2015	Toledo	1-3	3.58	15	0	0	0	1	27.2	26	98	13	11	0	1	11	21	2	0	.265
	DETROIT	2-0	2.05	20	0	0	0	0	26.1	18	90	6	6	1	14	13	1	0	0	.200
	Toledo	0-0	13.50	1	0	0	0	0	0.2	1	3	1	1	1	0	0	1	0	0	.333
2016	DETROIT	1-0	7.11	19	0	0	0	0	19.0	28	81	15	15	3	1	7	10	1	0	.346
	Toledo	7-7	4.90	19	19	0	0	0	97.1	108	376	59	53	7	4	43	69	2	0	.287
	DETROIT	0-3	5.77	24	2	0	0	0	34.1	42	135	22	22	10	0	9	25	4	0	.311
2018	Toledo	2-1	1.65	10	6	0	0	0	32.2	18	116	7	6	0	0	10	51	1	0	.155
	DETROIT	3-3	4.63	41	1	0	0	0	56.1	46	207	29	29	6	3	19	53	6	0	.222
MINOR LEAGUE TOTALS		25-29	3.55	103	73	1	1	3	433.2	403	1612	195	171	18	25	149	304	29	0	.250
MAJOR LEAGUE TOTALS		6-7	4.79	105	4	0	0	0	141.0	139	530	75	75	20	5	52	105	12	0	.262

TRANSACTIONS

- Selected by the Tigers in the fourth round of the June 2012 draft
- On disabled list, April 24-May 2, 2013 (right shoulder contusion)
- On disabled list, July 20-October 31, 2014 (low back stress fracture)
- On disabled list, April 9-June 2, 2015 (L4 pars stress fracture)
- On disabled list, May 23-November 4, 2016 (thoracic outlet syndrome)
- On disabled list, June 20-July 9, 2018 (nasal fracture)

MAJOR LEAGUE HITTING RECORD

	AVG	AB	R	H	2B	3B	HR	RBI	SH	SF	HBP	BB	SO
2018	.000	1	0	0	0	0	0	0	0	0	0	0	0
Career	.000	1	0	0	0	0	0	0	0	0	0	0	0

CAREER FIELDING

	G	TC	PO	A	E	DP	PCT
Pitcher	105	22	3	19	0	0	1.000

CAREER HIGHS

Longest Winning Streak: 3 (twice) - last, July 15-September 14, 2018

Longest Losing Streak: 5 - July 24, 2017-June 4, 2018

Strikeouts: 4 (twice) - last, August 4, 2018 at Oakland

Walks: 4 - July 5, 2015 vs. Toronto

Innings (starter): 5.0 (twice) - last, August 5, 2017 at Baltimore

Innings (reliever): 3.0 (four times) - last, August 1, 2018 vs. Cincinnati



85

PAUL VOELKER

HT: 5-11 WT: 185 BT: R TH: R BORN: 8/19/1992 IN EDINA, MN

RIGHTHANDED PITCHER

Opening Day Age: 26 **Residence:** Plymouth, MN

Major League Service: 0.000 **Signed Through:** 2019

How Obtained: Selected by the Tigers in the 10th round of the June 2014 draft

NON-ROSTER
INVITEE

SEASON HIGHLIGHTS

Made 43 appearances, including one start, with Triple A Toledo in 2018.

- Ranked fourth among International League relievers with 10.34 baserunners allowed per 9.0 innings and fifth with a .213 (53x249) opponents batting average.
- Sideline from April 6-13 with a lumbar spine strain.
- Pitched in 10 games during May, posting a 2-0 record with a 0.00 ERA (17.0IP/0ER), nine hits allowed and 19 strikeouts.
- Picked up the win in three consecutive appearances from August 22-30.
- Appeared in five games with Leones del Escogido in the Dominican Winter League, compiling a 0-1 record with a 9.00 ERA (4.0IP/4ER) and one strikeout.

Spent most of the 2017 season with Double A Erie, pitching in 28 games with the SeaWolves.

- Placed on the restricted list from May 3-June 25.
- Placed on the restricted list from July 27-August 5.
- Made 19 appearances in July/August with Erie and compiled a 1-1 record with five saves, a 1.02 ERA (17.2IP/2ER) and 22 strikeouts.
- Pitched for Leones del Escogido in the Dominican Winter League and had a 0-1 record with six saves, a 1.54 ERA (11.2IP/2ER) and 11 strikeouts in 12 appearances.

Appeared in a career-high 52 games in 2016 with Double A Erie.

- Tied for the Eastern League lead with 52 appearances, while he ranked sixth with 13 saves.
- Did not allow a run in eight appearances during April, recording three saves and throwing 7.1 scoreless innings with 14 strikeouts.
- Notched six saves and had a 1.59 ERA (11.1IP/2ER) with 13 strikeouts in 11 appearances in August.
- Posted a 0-0 record with a 2.84 ERA (6.1IP/2ER) and six strikeouts in seven appearances with Leones del Caracas in the Venezuelan Winter League.

Combined to pitch in 40 games between Single A West Michigan, Single A Lakeland and Double A Erie in 2015.

- Successfully converted 18-of-20 save opportunities during the season.
- Allowed five runs in first two appearances of the season with West Michigan, and then turned in eight consecutive scoreless outings from April 15-May 9, a stretch that spanned 13.1 innings.
- Struck out a season-high six batters and tossed 3.0 scoreless innings on June 11 vs. Fort Myers.
- Did not allow a run in eight appearances in August/September with Erie, throwing 9.1 shutout innings and posting a 1-0 record with three saves and nine strikeouts.
- Ranked as the 31st-best prospect in the Tigers organization by *Baseball America* following the season.

Completed his first season of professional baseball in 2014, spending most of the season with Single A Connecticut.

- Closed the season by not allowing a run in nine of his last 10 appearances from July 26-August 31...had one save with a 0.57 ERA (15.2IP/1ER) and 22 strikeouts.

**PERSONAL/MISCELLANEOUS**

- Resides in Plymouth, MN during the offseason.
- Began his collegiate career at Des Moines Area Community College in **2012**, when he recorded a team-high six saves and a 1.71 ERA in 26 appearances...played for Dallas Baptist University from 2013-14...had a 9-4 record with one save, a 3.48 ERA (93.0IP/36ER) in 17 appearances, including 16 starts, as a junior in **2014**.
- Recommended/signed by Chris Wimmer for the Tigers.

PAUL ANDREW VOELKER'S CAREER RECORD

Year	Club	W-L	ERA	G	GS	CG	SHO	SV	IP	H	AB	R	ER	HR	HB	BB	SO	WP	BK	AVG
2014	GCL Tigers	0-0	0.00	2	0	0	0	1	2.0	0	6	0	0	0	0	4	0	0	0	.000
	Connecticut	0-1	2.52	16	0	0	0	1	25.0	18	86	8	87	1	0	9	31	1	0	.209
2015	West Michigan	2-0	2.25	10	0	0	0	2	16.0	9	55	5	4	0	2	4	20	1	0	.164
	Lakeland	3-0	1.64	14	0	0	0	7	22.0	17	79	5	4	1	0	6	26	0	0	.215
	Erie	1-1	2.60	16	0	0	0	9	17.1	14	63	5	5	1	0	10	17	2	0	.222
2016	Erie	3-4	4.17	52	0	0	0	13	54.0	54	201	27	25	7	2	24	79	5	0	.269
2017	Lakeland	0-0	0.00	3	0	0	0	0	4.0	1	12	0	0	0	0	1	6	1	0	.083
	Erie	1-2	2.17	28	0	0	0	7	29.0	23	107	7	7	3	0	7	30	0	0	.215
	Toledo	0-0	3.00	2	0	0	0	0	3.0	5	14	1	1	0	0	1	4	0	0	.357
2018	Toledo	6-3	3.18	43	1	0	0	0	68.0	56	256	27	24	7	2	24	58	2	0	.219
MINOR LEAGUE TOTALS		16-11	2.88	186	1	0	0	40	240.1	197	879	85	77	20	6	86	275	12	0	.224

TRANSACTIONS

- Selected by the Tigers in the 10th round of the June 2014 draft
- On restricted list, May 3-June 25, 2017
- On restricted list, July 27-August 5, 2017
- On disabled list, April 6-13, 2018 (lumbar spine strain)



37

BOBBY WILSON

NON-ROSTER INVITEE

HT: 6-0 WT: 225 BT: R TH: R BORN: 4/8/1983 IN DUNEDIN, FL

CATCHER

Opening Day Age: 35 Residence: Largo, FL

Major League Service: 6.035 Signed Through: 2019

How Obtained: Signed by the Tigers as a Minor League free agent on December 4, 2018

SEASON HIGHLIGHTS

Spent most of the **2018** season in the Minnesota Twins organization, before being traded to Chicago (NL) on August 30.

- Finished the season with eight doubles, which tied a career high previously set in 2011.
- Had a three-hit game on July 11 vs. Kansas City, his first game with three-or-more hits since August 24, 2016.
- Sidelined from August 24-September 28 with a right ankle sprain.

Saw time in 75 games with Triple A Oklahoma City in the Los Angeles Dodgers organization in **2017**.

- Hit a pair of home runs on May 2 vs. Colorado Springs.
- Sidelined from July 10-27 with a left wrist sprain.
- Recorded a five-hit performance with a home run, four RBI and four runs scored on August 21 vs. Colorado Springs.

Spent time with three different organizations in **2016**.

- Established Major League career highs with 25 runs scored, 54 hits, seven home runs and 33 RBI.
- Began the season in the Tigers organization after being acquired from Texas on March 29...played in five games with the Tigers before being traded to the Rangers on May 3.
- Hit the first two grand slams of his career just six days apart with Texas, on May 8 at Detroit and May 14 vs. Toronto...according to the Elias Sports Bureau, he became the first player in Rangers history whose first two homers of the season were grand slams and the first in the Majors since Ike Davis in 2014...he joined Ivan Rodriguez as the only catchers in Rangers history to hit two grand slams in a season.
- Went a perfect 4x4 with two runs scored and a RBI on May 25 vs. Los Angeles (AL).
- Was claimed off waivers by the Rays from Texas on August 4...played in 28 games with Tampa Bay.

Began the **2015** season with Tampa Bay, before being claimed off waivers by Texas on July 31.

- Recorded a hit and a RBI in each of his first three games with the Rangers, becoming the first player to do so since Royce Clayton in 1998.
- Homered on September 16 vs. Houston, which was his first Major League homer since August 31, 2012 at Seattle.

Spent most of the **2014** season with Triple A Reno in the Arizona Diamondbacks organization...appeared in two games with Arizona.

- Led all Triple A catchers by throwing out 54.1% (33-of-61) of attempted basestealers.
- Hit safely in 11 straight games from May 11-31, batting .326/.354/.435 with eight runs scored, two doubles, one home run and six RBI.
- Had a four-hit performance on June 24 vs. Colorado Springs.

Appeared in 66 games with Triple A Scranton/Wilkes-Barre in the New York Yankees organization in **2013**.

- Had three extra-base hits and scored three runs on June 2 at Durham.

Spent the entire **2012** season with the Angels, seeing time in 75 games.

- Ranked seventh among American League catchers by throwing out 25% (15-of-60) of attempted basestealers.
- Dropped a team-leading 13 sacrifice bunts, which ranked second in the American League.
- Sideline from June 5-18 with a concussion.
- Played in 17 games in July, batting .341/.408/.545 with nine runs scored, three doubles, two home runs and six RBI.

Completed his second full season in the Majors in **2011**, playing in 57 games with Los Angeles (AL).

- Committed just one error in 266 total chances for a .996 fielding percentage.
- Caught Ervin Santana's no-hitter on July 27 at Cleveland and was behind the plate for his final 14 starts of the season.

Made an Opening Day roster at the Major League level for the first time in **2010** with the Angels.

- Sideline from April 24-May 17 with a left ankle sprain.
- Belted the first home run of his Major League career on June 16 vs. Milwaukee, a three-run shot off Chris Narveson.
- Hit a pair of home runs and drove in a career-high five runs on August 14 vs. Toronto.

Played the majority of the **2009** season with Triple A Salt Lake...also had four separate stints with the Angels.

- Led all Pacific Coast League catchers by throwing out 38.2% (29-of-76) of attempted basestealers.
- Had a 12-game hitting streak from July 7-28, hitting .413/.438/.565 with four runs scored, four doubles, one home run and 14 RBI.
- Played in nine games with Lobos de Arceibo of the Puerto Rican Winter League, batting .071/.235/.143 with one run scored, two doubles and one RBI.
- Rated as the 26th-best prospect in the Angels organization by *Baseball America* following the season.

Spent most of the **2008** season with Triple A Salt Lake...also saw the first Major League action of his career, appearing in seven games with the Angels.

- Made his Major League debut on April 28 vs. Oakland, hitting a single off Dallas Braden in his first big league at-bat.
- Sideline from May 28-June 4 with a left wrist contusion.
- Sideline from July 6-August 8 with a right thumb fracture.
- Played for Estrellas de Oriente in the Dominican Winter League, hitting .154/.241/.231 with two runs scored, one triple and five RBI in 10 games.
- Ranked as the 13th-best prospect in the Angels organization by *Baseball America* following the season.

Combined to play in 90 games between Double A Arkansas and Triple A Salt Lake in **2007**.

- Selected to the Texas League Midseason All-Star Team.
- Sideline from May 7-26 with a back muscle spasm.
- Drove in a season-high six runs on August 1 at Albuquerque.
- Ranked as the 25th-best prospect in the Angels organization by *Baseball America* following the season.

Appeared in 103 games with Double A Arkansas in **2006**.

- Ranked fifth among Texas League hitters with 8.89 plate appearances per strikeout.
- Had a four-hit game on April 14 at Wichita.
- Belted a pair of home runs on July 24 at Springfield.
- Saw time in 16 games with the Scottsdale Scorpions of the Arizona Fall League, hitting .286/.369/.482 with five runs scored, five doubles, two home runs and eight RBI...was named to the AFL's All-Prospect Team.
- Rated as the 19th-best prospect in the Angels system by *Baseball America* following the season.



2019 TIGERS

Played in a career-high 115 games with Single A Rancho Cucamonga in **2005**.

- Established a career high with 14 home runs.
- Ranked as the 22nd-best prospect in the Angels organization by *Baseball America* following the season.

Spent the entire **2004** season with Single A Cedar Rapids.

- Sidelined from August 28-September 30 with a right thumb fracture.

Completed his first season of professional baseball in **2003**, playing in 57 games with Rookie-level Provo.

- Selected to the Pioneer League Postseason All-Star Team, leading the league with 62 RBI.
- Ranked as the 17th-best prospect in the Angels organization and the fourth-best prospect in the Pioneer League by *Baseball America* following the season.

PERSONAL/MISCELLANEOUS

- Resides in Largo, FL during the offseason with his wife, Elizabeth, and their children, Blake and Jace.
- Graduated from Seminole (FL) High School, where his team was rated No. 1 in the nation in 2001, winning the Florida 5A State Championship by going 31-0...played a year at St. Petersburg (FL) College.

ROBERT (BOBBY) LOUIS WILSON'S CAREER RECORD

Year	Club	AVG	G	AB	R	H	TB	2B	3B	HR	RBI	SH	SF	HB	BB	SO	SB	CS	OBP	SLG	E
2003	Provo	.284	57	236	36	67	97	12	0	6	62	0	4	0	18	31	0	0	.329	.411	5
2004	Cedar Rapids	.268	105	396	45	106	153	23	0	8	64	1	9	5	30	55	5	2	.320	.386	16
2005	Rancho Cucamonga	.290	115	466	66	135	211	32	1	14	77	0	3	2	30	61	2	1	.333	.453	14
2006	Arkansas	.286	103	374	45	107	160	26	0	9	53	4	2	5	33	47	1	6	.350	.428	9
2007	Arkansas	.271	50	181	24	49	76	9	0	6	27	0	1	0	22	26	5	3	.348	.420	4
	Salt Lake	.295	40	132	15	39	63	13	1	3	22	1	0	0	8	18	1	0	.336	.477	4
2008	Salt Lake	.312	72	260	33	81	113	20	0	4	45	3	2	4	29	45	0	0	.386	.435	2
	Los Angeles (AL)	.167	7	6	0	1	1	0	0	0	1	0	0	0	1	3	0	0	.286	.167	0
2009	Salt Lake	.271	97	354	38	96	141	19	1	8	55	4	0	1	22	56	0	0	.316	.398	6
	Los Angeles (AL)	.200	12	5	0	1	2	1	0	0	0	1	0	0	0	1	0	0	.200	.400	0
2010	Rancho Cucamonga#	.333	2	6	0	2	2	0	0	0	0	0	0	0	2	0	0	0	.333	.333	0
	Salt Lake#	.500	3	6	2	3	6	0	0	1	3	1	1	0	4	1	0	0	.636	1.000	0
	Los Angeles (AL)	.229	40	96	12	22	40	6	0	4	15	2	0	0	8	23	0	0	.288	.417	1
2011	Los Angeles (AL)	.189	57	111	5	21	32	8	0	1	8	4	2	0	10	16	0	2	.252	.288	1
2012	Inland Empire#	.000	1	2	0	0	0	0	0	0	0	0	0	0	0	0	0	0	.000	.000	0
	Salt Lake#	.286	2	7	0	2	2	0	0	0	0	0	0	0	1	0	0	0	.286	.286	0
	Los Angeles (AL)	.211	75	171	19	36	50	5	0	3	13	13	1	1	15	33	0	0	.277	.292	4
2013	Scranton/Wilkes-Barre	.208	66	216	28	45	78	12	0	7	38	2	2	1	32	38	0	0	.311	.361	4
2014	Reno	.267	76	270	29	72	92	11	0	3	38	3	2	1	23	45	0	2	.324	.341	2
	Arizona	.250	2	4	0	1	1	0	0	0	0	0	0	0	0	0	0	0	.250	.250	0
2015	Durham	.184	17	49	3	9	10	1	0	0	0	0	0	0	6	11	0	0	.273	.204	0
	Tampa Bay	.145	25	55	3	8	8	0	0	0	4	0	0	0	4	20	0	0	.203	.145	0
	Texas	.221	31	77	5	17	25	5	0	1	10	2	1	1	7	19	0	1	.291	.325	2
2016	Toledo	.333	1	3	1	1	2	1	0	0	2	0	0	0	1	1	0	0	.500	.667	0
	DETROIT	.154	5	13	0	2	2	0	0	0	2	0	1	0	1	3	0	0	.200	.154	0
	Texas	.250	42	128	11	32	45	4	0	3	22	4	3	1	5	33	0	0	.277	.352	2
	Tampa Bay	.230	28	87	14	20	34	2	0	4	9	3	0	0	5	28	0	0	.272	.391	2
2017	Oklahoma City	.243	75	243	34	59	104	12	0	11	45	1	3	3	25	55	0	0	.318	.428	1
2018	Rochester	.125	11	40	2	5	6	1	0	0	3	1	1	0	3	13	0	0	.182	.150	0
	Minnesota	.178	47	135	12	24	38	8	0	2	16	2	2	0	12	37	0	0	.242	.281	1
MINOR LEAGUE TOTALS		.271	893	3241	401	878	1316	192	3	80	534	21	30	22	286	506	14	14	.331	.406	67
AL TOTALS		.208	369	884	81	184	277	39	0	18	100	31	10	3	68	216	0	3	.264	.313	13
DETROIT TOTALS		.154	5	13	0	2	2	0	0	0	2	0	1	0	1	3	0	0	.200	.154	0
NL TOTALS		.250	2	4	0	1	1	0	0	0	0	0	0	0	0	0	0	0	.250	.250	0
MAJOR LEAGUE TOTALS		.208	371	888	81	185	278	39	0	18	100	31	10	3	68	216	0	3	.264	.313	13



TRANSACTIONS

- Selected by San Francisco in the 26th round of the June 2001 draft, but did not sign
- Selected by Anaheim in the 48th round of the June 2002 draft
- On disabled list, August 28-September 30, 2004 (right thumb fracture)
- On disabled list, May 7-26, 2007 (back muscle spasm)
- On disabled list, May 28-June 4, 2008 (left wrist contusion)
- On disabled list, July 6-August 8, 2008 (right thumb fracture)
- On temporarily inactive list, April 15-18, 2009
- On disabled list, April 24-May 17, 2010 (left ankle sprain)
- On disabled list, June 5-18, 2012 (concussion)
- Claimed off waivers by Toronto from Los Angeles (AL) on October 22, 2012
- Signed by New York (AL) as a Minor League free agent on January 17, 2013
- Signed by Arizona as a Minor League free agent on November 24, 2013
- Signed by Tampa Bay as a Minor League free agent on December 12, 2014
- Claimed off waivers by Texas from Tampa Bay on July 31, 2015
- Signed by Texas as a Minor League free agent on January 20, 2016
- Acquired by the Tigers along with Myles Jaye from Texas in exchange for Bryan Holaday on March 29, 2016
- Acquired by Texas from the Tigers in exchange for Chad Bell on May 3, 2016
- Claimed off waivers by Tampa Bay from Texas on August 4, 2016
- Signed by Los Angeles (NL) as a Minor League free agent on January 3, 2017
- On disabled list, July 10-27, 2017 (left wrist sprain)
- Signed by Minnesota as a Minor League free agent on November 25, 2017
- Acquired by Chicago (NL) from Minnesota in exchange for Chris Gimenez and a player to be named later or cash considerations on August 30, 2018
- On disabled list, August 24-September 28, 2018 (right ankle sprain)
- Signed by the Tigers as a Minor League free agent on December 4, 2018

CAREER FIELDING

	G	TC	PO	A	E	DP	PCT
Catcher	354	2346	2196	137	13	17	.994
First Base	12	28	26	2	0	2	1.000

IN-DEPTH CATCHING STATISTICS

Year	G	SB	CS	CS%	CERA	PB	CPKO
2008	7	0	0	---	3.38	0	0
2009	11	1	0	0.0	3.00	0	0
2010	38	26	6	18.7	3.63	3	0
2011	47	25	8	24.2	3.89	0	0
2012	72	45	15	25.0	4.11	2	0
2014	2	0	0	---	5.40	0	0
2015 (TB)	24	15	5	25.0	2.73	0	0
2015 (TEX)	31	13	3	18.7	4.10	2	1
2016 (DET)	5	1	0	0.0	3.00	0	0
2016 (TEX)	42	26	6	18.7	4.29	2	0
2016 (TB)	28	13	1	7.1	4.69	3	0
2018	47	19	6	24.0	4.12	2	0
Totals	354	184	50	21.4	4.00	14	1

CAREER HIGHS

Hits: 4 - May 25, 2016 vs. Los Angeles (AL)

Home Runs: 2 - August 14, 2010 vs. Toronto

RBI: 5 - August 14, 2010 vs. Toronto

Stolen Bases: No Major League stolen bases

Hitting Streak: 6 - August 19-30, 2011

GRAND SLAMS [2]

May 8, 2016 at Detroit (Mark Lowe)

May 14, 2016 vs. Toronto (Marco Estrada)


TWO HOME RUN GAMES [1]

August 14, 2010 vs. Toronto

QUALIFICATIONS FOR LEAGUE BATTING AND PITCHING TITLES

A batting champion is determined each season in each league by the highest batting average (number of hits divided by the number of at-bats) based on a minimum of 502 plate appearances, which may include walks, sacrifice flies and hit by pitch.

The pitching champion is determined in each league by the lowest earned run average (number of earned runs multiplied by nine, then divided by innings pitched) with a minimum of 162.0 innings pitched.

**NON-ROSTER
INVITEE**

DANNY WOODROW

HT: 5-10 WT: 155 BT: L TH: R BORN: 1/26/1995 IN CHICAGO, IL

OUTFIELDER

Opening Day Age: 24 **Residence:** Wilmette, IL
Major League Service: 0.000 **Signed Through:** 2019
How Obtained: Selected by the Tigers in the 12th round of the June 2016 draft

SEASON HIGHLIGHTS

Spent most of the **2018** season with Double A Erie, playing 92 games with the SeaWolves.

- Named to the Eastern League Midseason All-Star Team.
- Led all Tigers Minor Leaguers with a .317 (115x363) batting average, while he was third with 23 stolen bases...ranked second in the Eastern League with a .313 (107x342) batting average.
- Sidelined from April 5-May 6 with a lumbar spine muscle strain.
- Turned in a four-hit performance on July 5 at Binghamton and August 21 vs. Akron.
- Appeared in 26 games during July, hitting .351/.420/.464 with 18 runs scored, five doubles, two home runs and 10 RBI.
- Hit safely in 11 consecutive games from August 14-25, batting .340/.380/.404 with four runs scored, one home run and seven RBI.
- Played in 16 games with the Mesa Solar Sox in the Arizona Fall League, batting .371/.420/.387 with 10 runs scored, one double and six RBI...ranked second in the AFL in batting average and stolen bases (12).

Appeared in 116 games with Single A West Michigan in **2017**.

- Selected to the Midwest League Midseason All-Star Team.
- Led the Tigers Minor League system with 31 stolen bases...paced the Midwest League with 13 sacrifice hits.
- Went a perfect 5x5 with four runs scored, two doubles and two RBI on June 16 at Lansing.
- Hit .313/.393/.385 with 19 runs scored, seven doubles and 19 RBI in 23 games during June.

Completed his first season of professional baseball in **2016**, seeing time in 54 games between the GCL Tigers West and Single A Connecticut.

- Had a season-high four hits on August 10 at Auburn.

PERSONAL/MISCELLANEOUS

- Resides in Wilmette, IL in the offseason.
- Played collegiately at Creighton University, where he earned first team All-Big East honors as a junior in **2016**.
- Recommended/signed by Ryan Johnson for the Tigers.

DANIEL (DANNY) CHRISTOPHER WOODROW'S CAREER RECORD

Year	Club	AVG	G	AB	R	H	TB	2B	3B	HR	RBI	SH	SF	HB	BB	SO	SB	CS	OBP	SLG	E
2016	GCL Tigers West	.351	18	57	10	20	27	7	0	0	9	1	1	1	9	12	5	0	.441	.474	2
	Connecticut	.276	36	145	21	40	47	5	1	0	13	0	1	0	12	32	8	2	.329	.324	1
2017	West Michigan	.271	116	469	73	127	152	17	4	0	47	13	6	2	51	93	31	11	.341	.324	4
2018	Lakeland	.381	5	21	5	8	9	1	0	0	1	0	0	0	1	5	4	1	.409	.429	0
	Erie	.313	92	342	48	107	135	13	3	3	37	5	6	3	31	71	19	13	.369	.395	2
MINOR LEAGUE TOTALS		.292	267	1034	157	302	370	43	8	3	107	19	14	6	104	213	67	27	.356	.358	9

TRANSACTIONS

- Selected by the Tigers in the 12th round of the June 2016 draft
- On disabled list, April 5-May 6, 2018 (lumbar spine muscle strain)



27

JORDAN ZIMMERMANN

HT: 6-2 WT: 225 BT: R TH: R BORN: 5/23/1986 IN AUBURNDALE, WI

RIGHTHANDED PITCHER

Opening Day Age: 32 Residence: Auburndale, WI
Major League Service: 9.154 Signed Through: 2020
How Obtained: Signed by the Tigers as a free agent on
November 30, 2015

CAREER HIGHLIGHTS

The 2019 season marks Zimmermann's fourth with the Tigers after signing as a free agent on November 30, 2015.

- Selected to the National League All-Star Team twice with the Washington Nationals (2013, 2014).
- Among active pitchers with at least 1,000 innings pitched, he ranks second with 1.914 walks per nine innings, trailing only Corey Kluber (1.909).
- Named National League Pitcher of the Month in July, 2012 with the Nationals, and American League Pitcher of the Month for April, 2016 with the Tigers.
- Threw the first no-hitter in Nationals history on September 28, 2014 vs. Miami.
- Tabbed the National League Player of the Week twice in his career, both during the 2014 season (June 9 and September 29).

SEASON HIGHLIGHTS

Completed his third season with the Tigers in **2018**, starting 25 games.

- Started on Opening Day vs. Pittsburgh, marking his first career Opening Day start...threw 6.0 innings and allowed four runs on six hits with one walk and eight strikeouts.
- Sideline from May 6-June 16 with a right shoulder impingement.
- Struck out a season-high 11 batters and threw a season-best 8.0 innings on July 6 vs. Texas...his 11 strikeouts marked his sixth career double-digit strikeout game and were his most punchouts in a game since he struck out 12 on June 8, 2014 at San Diego.
- Went 2-3 with a 3.79 ERA (35.2IP/15ER) and 27 strikeouts in six starts during August.

Made 29 starts in his second season with the Tigers in **2017**.

- Walked consecutive batters in the fourth inning on April 13 vs. Minnesota (Miguel Sanó, Max Kepler) -- marked the first time he had walked consecutive batters since the seventh inning on May 6, 2012 vs. Philadelphia, a stretch of 885.1 innings.
- Pitched in his 200th career game on April 19 at Tampa Bay, while he made his 200th career start on April 25 vs. Seattle.
- Recorded the 1,000th strikeout of his Major League career on May 23 at Houston, striking out Jake Marisnick to end the second inning.
- Made four straight quality starts from June 3-20, posting a 1-1 record with a 2.70 ERA (26.2IP/8ER) and 21 strikeouts.
- Finished the month of June with a 1-1 record, a 3.82 ERA (30.2IP/13ER) and 26 strikeouts in five starts.

Completed his first season with Detroit in **2016**, compiling a 9-7 record with a 4.87 ERA (105.1IP/57ER) and 66 strikeouts in 19 appearances, including 18 starts.

- Did not allow a run in his first three starts of the season, throwing 7.0 shutout innings on April 8 vs. New York (AL), 6.0 scoreless innings on April 14 at Pittsburgh and 6.1 shutout innings on April 20 at Kansas City -- according to the Elias Sports Bureau, Zimmermann became the first starting pitcher in franchise history to not allow a run in his first three starts of a season.
- Had his consecutive scoreless innings streak snapped at 24.1 innings after allowing a run in the bottom of the sixth inning on April 25 vs. Oakland -- according to the Elias Sports Bureau, Zimmermann became the first starting pitcher to begin his tenure with a team with a scoreless streak of 20.0-or-more innings since Fred Norman began his time with the Cincinnati Reds in 1973 with 26.0 consecutive innings without allowing a run...Zimmermann's streak is the longest by a Tigers pitcher to begin a season and is tied for the eighth longest by any MLB pitcher to start a season in the Expansion Era (since 1961).
- Began the season by picking up the win in each of his first five starts -- became the first Tigers pitcher to win each of his first five starts of a season since Frank Tanana in 1988.



2019 TIGERS

- Named the American League Pitcher of the Month and Tigers Pitcher of the Month for April after posting a 5-0 record with a 0.55 ERA (33.0IP/2ER) and 23 strikeouts in five starts -- led the American League with in ERA during April, while he was tied for first in wins...his 0.55 ERA ranked as the third lowest April ERA in Tigers history (min. 25.0 innings pitched), while his ERA was the fourth lowest April ERA in the Majors since 1969 (min. five starts)...the award marked his second pitcher of the month honor.
- Started the season with seven consecutive quality starts from April 8- May 11...his seven straight quality starts to begin the season were the longest streak by a Tigers pitcher since Justin Verlander had 10 consecutive quality starts from March 31-May 19, 2011.
- Sidelined from July 1-August 4 with a right neck strain.
- Sidelined from August 5-September 6 with a re-aggravation of his previous neck injury.
- Made his first career relief appearance on September 25 vs. Kansas City, tossing 3.0 innings and allowing one run on four hits and four strikeouts.

Started 33 games in **2015** as he completed his sixth season with the Washington Nationals.

- Finished his six-year Nationals career as the club's all-time leader in wins (70), innings pitched (1094.0), strikeouts (903) and games started (178).
- Tied for the National League lead with 33 starts, while he ranked sixth with 1.74 walks per nine innings and tied for eighth with 22 quality starts.
- Recorded nine consecutive quality starts from April 18-June 2 -- posted a 4-1 record with a 2.09 ERA (60.1IP/14ER) and 41 strikeouts during the stretch.
- During a 15-start stretch from June 24-September 8, went 7-3 with a 2.95 ERA (94.2IP/31ER)...struck out 82 and issued just 15 walks during that stretch.

Named to the National League All-Star Team for the second straight season as he established a career high with 182 strikeouts in **2014**.

- Finished fifth in voting for the National League Cy Young Award.
- Led all National League pitchers with 1.31 walks per nine innings, while he ranked second with a .737 winning percentage and a 6.28 strikeout-to-walk ratio, third with two shutouts, fourth with 0.59 home runs per nine innings and a 1.07 WHIP, sixth with three complete games and seventh with a 2.66 ERA (199.2IP/59ER).
- Tied for the team lead and matched a Nationals single-season record with 24 quality starts.
- Named an All-Star for the second straight season, but did not play/attend due to a right biceps strain.
- Selected the National League Player of the Week twice during the season, earning the award on June 9 and September 29.
- Threw the first no-hitter in Nationals history on September 28 in a 1-0 win vs. Miami, striking out 10 and issuing one walk -- marked the first no hitter in Washington, D.C., since 1931.
- Closed the regular season by throwing 12 straight quality starts from July 28-September 28 -- posted a 8-0 record with a 1.87 ERA (81.2IP/17ER) and 75 strikeouts over the 12 starts.
- Started Game 2 of the National League Division Series vs. San Francisco, allowing one run on three hits with one walk and six strikeouts in 8.2 innings.

Tied for the National League lead with 19 wins as a member of the Washington Nationals in **2013**.

- Selected to the National League All-Star Team for the first time in his career, but did not pitch in the game.
- Finished seventh in voting for the National League Cy Young Award.
- Established a career high with 213.1 innings pitched, becoming the fourth National to throw 200.0-or-more innings in a season.
- Ranked second in the National League with four complete games, while he was tied for third with a .679 winning percentage, sixth with 213.1 innings pitched, seventh with 1.69 walks per nine innings, eighth with a 1.08 WHIP, and ninth with 10.08 baserunners allowed per nine innings.
- Allowed two runs-or-fewer in seven straight starts from April 21-May 24.

Reached the 30-start plateau for the first time in his career as he started 32 games for the Nationals in **2012**.

- Finished the season ranked tied for fourth in the National League with 24 quality starts, seventh with a 2.94 ERA (195.2IP/64ER) and eighth with 1.98 walks per nine innings.
- Led all qualified MLB pitchers with a .163 (28x172) opponents batting average with runners in scoring position.
- Hit the first home run of his Major League career on May 28 at Miami off of Carlos Zambrano.
- Threw 11 consecutive quality starts from June 5-July 28 -- posted a 5-1 record with a 1.80 ERA (70.0IP/14ER) and 52 strikeouts.
- Led the National League with a 0.97 ERA (37.0IP/4ER) and finished tied for the lead with four wins in the month of July.

Started 26 games for the Nationals in **2011**.

- Ranked third in the National League with 1.73 walks per nine innings, while he was 10th with a 3.18 ERA (161.1IP/57ER).
- Struck out the side on nine pitches in the second inning on May 6 at Florida, becoming the first Nationals pitcher to accomplish the feat.



- Threw the first complete game of his career on June 29 at Los Angeles (AL), but took the loss after allowing just one unearned run on four hits with one walk and four strikeouts.
- Established a Nationals club record with 11 straight quality starts from May 1-June 29 -- posted a 4-3 record with a 1.85 ERA (73.0IP/15ER) and 57 strikeouts during the stretch.
- Started six games during the month of June and had a 3-1 record with a 0.85 ERA (42.1IP/4ER) and 27 strikeouts -- ranked second in the National League in ERA, while he was third in innings pitched.
- Did not pitch in September due to an innings limit.

Limited to seven starts with the Nationals in **2010** after finishing his recovery from Tommy John surgery.

- Sideline from February 19-July 31 with a right ulnar collateral ligament injury.

Made 16 starts as a rookie for the Nationals in **2009**, but had his season cut short due to elbow injuries.

- Had his contract purchased from Triple A Syracuse on April 20 -- made his Major League debut later that night vs. Atlanta and earned the win after allowing two runs on six hits with one walk and three strikeouts in 6.0 innings.
- Picked up the victory in his second start on April 26 at New York (NL), giving up just one run on six hits with two walks and five strikeouts in 5.1 innings -- became the first franchise pitcher to earn the win in first two big league starts since Randy Johnson with the Montreal Expos in 1988.
- Sideline from July 19-November 8 with right elbow inflammation.
- Had season-ending surgery to repair the right elbow ulnar collateral ligament on August 19 -- the procedure was performed by Dr. Lewis Yocum in Los Angeles, CA.

Named the Nationals Minor League Pitcher of the Year in **2008**, spending most of the season with Double A Harrisburg.

- Selected to the Eastern League Midseason All-Star Team.
- Threw 7.0 shutout innings with three hits allowed and nine strikeouts on April 30 vs. Winston-Salem -- named Carolina League Pitcher of the Week following the performance.
- Started four games in July and had a 4-0 record with a 1.82 ERA (39.2IP/8ER) and 39 strikeouts.
- Named the top prospect in the Nationals system by *Baseball America* following the season, while he was ranked as the 41st-best prospect in baseball and the fifth-best prospect in the Eastern League -- also rated as having the best fastball and slider in the Nationals organization.

Completed his first season in professional baseball in **2007**, appearing in 13 games, including 11 starts, with Vermont.

- Ranked fifth in the New York-Penn League with a 2.38 ERA (53.0IP/14ER).
- Selected as Vermont's Pitcher of the Month for August/September after making six starts and posting a 3-1 record with a 2.73 ERA (26.1IP/8ER) and 36 strikeouts.
- Named the seventh-best prospect in the Nationals organization by *Baseball America* following the 2007 season, while he was named the fifth-best prospect in the New York-Penn League.

PERSONAL/MISCELLANEOUS

- Resides in Auburndale, WI during the offseason with his wife, Mandy, their son, Riley and daughter, Ava.
- Participates in the Autographed Memorabilia Donation and the Autographs for a Cause (donates money to the Auburndale High School baseball program) programs; participated in the Play Baseball Detroit pregame ceremony, the Tigers Winter Caravan and TigerFest.
- Played college baseball at Division III Wisconsin-Stevens Point, where he started his career as a walk-on and went on to be named a second team All-American...in February, **2019**, Zimmermann and his wife, Mandy, announced a donation of \$500,000 to the school's baseball program to upgrade its field with a new scoreboard, backstop and batting cages...in recognition of the donation, the university plans to rename the facility Zimmermann Field.

LARGEST SERIES CROWDS AT COMERICA PARK

The following is the largest series attendance for both a three-game and four-game series in the history of Comerica Park:

Series Dates	Opponent	Tickets Sold	Games
August 19-21, 2011	Cleveland Indians	132,239	Three
August 24-27, 2007	New York Yankees	174,109	Four



2019 TIGERS

JORDAN M. ZIMMERMANN'S CAREER RECORD

Year	Club	W-L	ERA	G	GS	CG	SHO	SV	IP	H	AB	R	ER	HR	HB	BB	SO	WP	BK	AVG
2007	Vermont	5-2	2.38	13	11	0	0	0	53.0	45	197	14	14	2	0	18	71	2	2	.228
2008	Potomac	3-1	1.65	5	4	0	0	1	27.1	15	90	6	5	1	0	8	31	0	0	.167
	Harrisburg	7-2	3.21	20	20	0	0	0	106.2	89	394	42	38	9	3	39	103	2	1	.226
2009	Potomac	0-0	2.70	1	1	0	0	0	3.1	2	12	2	1	1	0	1	6	0	0	.167
	Syracuse	0-0	5.06	1	1	0	0	0	5.1	4	20	3	3	2	0	1	4	0	0	.200
	Washington	3-5	4.63	16	16	0	0	0	91.1	95	350	51	47	10	4	29	92	0	0	.271
2010	Hagerstown#	0-1	10.80	1	1	0	0	0	5.0	7	24	7	6	2	0	1	3	0	0	.292
	Potomac#	0-1	0.00	4	4	0	0	0	13.0	11	45	1	0	0	1	0	13	0	0	.244
	Harrisburg#	0-0	0.00	1	1	0	0	0	4.2	1	14	0	0	0	1	2	3	1	0	.071
	Syracuse	1-0	0.53	4	4	0	0	0	17.0	8	57	1	1	0	0	3	12	0	0	.140
	Washington	1-2	4.94	7	7	0	0	0	31.0	31	121	20	17	8	2	10	27	0	0	.256
2011	Washington	8-11	3.18	26	26	1	0	0	161.1	154	613	62	57	12	7	31	124	3	1	.251
2012	Washington	12-8	2.94	32	32	0	0	0	195.2	186	742	69	64	18	8	43	153	3	0	.251
2013	Washington	19-9	3.25	32	32	4	2	0	213.1	192	805	81	77	19	7	40	161	3	0	.239
2014	Washington	14-5	2.66	32	32	3	2	0	199.2	185	757	67	59	13	6	29	182	4	0	.244
2015	Washington	13-10	3.66	33	33	0	0	0	201.2	204	774	89	82	24	8	39	164	2	1	.264
2016	Toledo#	0-1	1.33	5	5	0	0	0	20.1	19	74	10	3	2	1	4	11	1	0	.257
	DETROIT	9-7	4.87	19	18	0	0	0	105.1	118	416	63	57	14	2	26	66	3	0	.284
2017	DETROIT	8-13	6.08	29	29	0	0	0	160.0	204	651	111	108	29	7	44	103	3	0	.313
2018	West Michigan#	0-0	1.69	1	1	0	0	0	5.1	7	20	1	1	0	0	0	6	0	0	.350
	Toledo#	0-1	14.40	2	2	0	0	0	5.0	10	24	8	8	1	0	4	6	0	0	.417
	DETROIT	7-8	4.52	25	25	0	0	0	131.1	140	521	76	66	28	2	26	111	1	0	.269
MINOR LEAGUE TOTALS		16-9	2.71	58	55	0	0	1	266.0	218	971	95	80	20	6	81	269	6	3	.225
DETROIT TOTALS		24-28	5.24	73	72	0	0	0	396.2	462	1588	250	231	71	11	96	280	7	0	.291
NL TOTALS		70-50	3.32	178	178	8	4	0	1094.0	1047	4162	439	403	104	42	221	903	15	2	.252
MAJOR LEAGUE TOTALS		94-78	3.83	251	250	8	4	0	1490.2	1509	5750	689	634	175	53	317	1183	22	2	.262

TRANSACTIONS

- Selected by Washington in the second round (67th overall) of the June 2007 draft
- On disabled list, July 19-November 8, 2009 (right elbow inflammation)
- On disabled list, February 19-July 31, 2010 (right ulnar collateral ligament injury)
- On paternity list, July 10-11, 2015
- Signed by the Tigers as a free agent on November 30, 2015
- On disabled list, July 1-August 4, 2016 (right neck strain)
- On disabled list, August 5-September 6, 2016 (re-aggravation of previous neck injury)
- On disabled list, May 6-June 16, 2018 (right shoulder impingement)

ALL-STAR GAME RECORD

Year	League/Site	W-L	ERA	G	GS	CG	SHO	SV	IP	H	AB	R	ER	HR	HB	BB	SO	WP	BK	AVG
2013	NL/New York (NL)	- did not pitch																		
2014	NL/Minnesota	- did not pitch																		

DIVISION SERIES RECORD

Year	Club/Opp.	W-L	ERA	G	GS	CG	SHO	SV	IP	H	AB	R	ER	HR	HB	BB	SO	WP	BK	AVG
2012	WSH vs. STL	0-1	11.25	2	1	0	0	0	4.0	7	18	5	5	1	0	0	5	0	0	.389
2014	WSH vs. SF	0-0	1.04	1	1	0	0	0	8.2	3	27	1	1	0	0	1	6	0	0	.111
DIVISION SERIES TOTALS		0-1	4.26	3	2	0	0	0	12.2	10	45	6	6	1	0	1	11	0	0	.222

MAJOR LEAGUE HITTING RECORD

	AVG	AB	R	H	2B	3B	HR	RBI	SH	SF	HBP	BB	SO
2018	.000	2	0	0	0	0	0	0	0	0	0	0	2
Career	.169	332	18	56	6	0	1	15	44	2	0	10	100

CAREER FIELDING

	G	TC	PO	A	E	DP	PCT
Pitcher	251	295	97	185	13	7	.956

CAREER HIGHS

- Longest Winning Streak:** 9 - August 2, 2014-April 8, 2015
- Longest Losing Streak:** 4 (three times) - last, July 11-August 4, 2018
- Strikeouts:** 12 - June 8, 2014 at San Diego
- Walks:** 5 - April 13, 2017 vs. Minnesota
- Innings (starter):** 9.0 (five times) - last, September 28, 2014 vs. Miami
- Innings (reliever):** 3.0 - September 25, 2016 vs. Kansas City
- Low-Hit Game (CG):** 0 - September 28, 2014 vs. Miami

10-OR-MORE STRIKEOUT GAMES (6)

- May 12, 2011 at Atlanta (11)
- June 8, 2014 at San Diego (12)
- June 12, 2011 at San Diego (10)
- September 28, 2014 vs. Miami (10)
- August 9, 2012 at Houston (11)
- July 6, 2018 vs. Texas (11)



TIGERS HITTING A GRAND SLAM FOR FIRST MAJOR LEAGUE HOME RUN

Brennan Boesch became the 11th player in Tigers history to hit a grand slam for his first Major League home run. The following is a list of all 11 players to accomplish the feat:

Player	Date	Opponent
Donie Bush	May 17, 1910	at Boston
Eddie Onslow	August 22, 1912	at Washington
Bob Jones	August 29, 1919	at St. Louis
Frank Croucher	June 10, 1939	vs. Washington
Al Unser	May 31, 1944	vs. New York (AL)
Zeb Eaton	July 15, 1945	at New York (AL)
Saul Rogovin	July 23, 1950	at New York (AL)
Rick Peters	May 27, 1980	at New York (AL)
Milt Cuyler	May 19, 1991	vs. Minnesota
Cody Ross	September 2, 2003	vs. Cleveland
Brennan Boesch	April 30, 2010	vs. Los Angeles (AL)

Courtesy David Vincent

WINNING STREAKS BY TIGERS ROOKIES

Since 1957, 13 Tigers rookie pitchers have compiled a winning streak of five-or-more games. Michael Fulmer was the last pitcher to accomplish the feat, winning six straight in 2016. The complete list since 1957 follows:

Player	Streak (Games/Starts)	Date	Year
Les Cain	8 games (12 starts)	May 21-July 10	1970
Mark Fidrych	8 games (8 starts)	May 31-July 3	1976
Mike Henneman	8 games (27 games)	May 15-July 25	1987
Dave Rozema	7 games (7 starts)	July 16-August 19	1977
Justin Verlander	7 games (8 starts)	June 17-August 1	2006
Mark Leiter	6 games (6 starts)	August 1-September 1	1991
Zach Miner	6 games (6 starts)	June 10-July 8	2006
Al Albuquerque	6 games (23 games)	May 24-September 10	2011
Michael Fulmer	6 games (7 starts)	May 10-June 12	2016
Pat Underwood	5 games (10 games/9 starts)	May 31-July 19	1979
Jerry Ujdur	5 games (7 starts)	July 11-August 10	1982
Armando Galarraga	5 games (6 starts)	July 23-August 19	2008
Rick Porcello	5 games (5 starts)	May 5-27	2009

CLOSING TIME

Jose Valverde established the Tigers single-season record with 49 saves for the club during the 2011 season. Todd Jones is the only pitcher in club history to register 30-or-more saves in a single season five different times and he holds three of the top seven single-season saves totals in Tigers history. The following is a list of the top 10 single-season saves totals in club history:

Rank	Player	Year	Saves
1	Jose Valverde	2011	49
2	Francisco Rodriguez	2016	44
3	Todd Jones	2000	42
4	John Hiller	1973	38
	Todd Jones	2007	38
6	Todd Jones	2006	37
	Fernando Rodney	2009	37
8	Jose Valverde	2012	35
	Joe Nathan	2014	35
10	Guillermo Hernandez	1984	32
	Shane Greene	2018	32



TIGERS 40-MAN ROSTER

2019 DETROIT TIGERS 40-MAN ROSTER

Manager: Ron Gardenhire (15)
 Coaches: Rick Anderson (4), Dave Clark (59), Phil Clark (59), Steve Liddle (43), Lloyd McClendon (20), Jeff Pico (53), Ramon Santiago (39), Joe Valva (52)
 Head Athletic Trainer: Doug Teeter
 Assistant Trainer: Matt Rankin; Physical Therapist: Robble Williams
 As of 2/2/2019

NO.	PLAYER	B	H	HT.	WT.	BOBN	BIRTHPLACE	RESIDENCE	2018 CLUB	W/L	ERA	G	GS	CG	SHO	SV	IP	AB	R	ER	BB	SO	AVG	ML.SER.		
56	Alcantara, Victor	R	R	6-2	190	4/3/1993	Santo Domingo, DR	Santo Domingo, DR	Toledo	5-2	2.40	29	0	0	0	3	51.1	198	20	16	7	21	263	0.115		
62	Baez, Sandy	R	R	6-2	219	11/25/1993	Juan Barón, DR	San Cristóbal, DR	Fire	1-1	5.60	33	15	0	0	1	103.2	110	41	71	6	46	66	0.223		
48	Royd, Matthew	L	L	6-3	234	2/2/1991	Mercer Island, WA	Merger Island, WA	Detroit	0-0	5.00	9	0	0	0	0	14.1	12	5	9	10	22	284	0.031		
31	Carpenter, Ryan	L	L	6-5	240	8/22/1990	Glendale, AZ	Sun City West, AZ	GCL Tigers West#	0-0	4.35	31	31	0	0	0	170.1	146	63	87	83	51	159	228	2.136	
									Lakeland#	0	3.00	1	1	0	0	0	3.0	4	1	1	1	1	333			
									Toledo	2-8	5.07	14	14	0	0	0	76.1	96	31	46	43	21	73	309		
									Detroit	1-2	7.25	6	5	0	0	0	22.1	34	9	19	18	4	15	347	0.072	
30	Cowart, Caleb	S	R	6-3	225	6/2/1992	Adel, GA	Hahira, GA	Sat Lake	Did Not Pitch																
45	Farmer, Buck	L	L	6-4	232	2/20/1991	Covington, GA	Covington, GA	San Angeles (AL)	3-4	4.15	66	1	0	0	0	69.1	263	34	32	41	57	255	1.083		
57	Fernandez, José	L	L	6-3	210	2/13/1993	Mab, DR	Mao, DR	Detroit	3-2	2.45	23	0	0	0	2	31.1	23	14	12	23	33	209	2.083		
									Ridgely	0-2	6.45	21	0	0	0	0	29.1	23	14	12	23	33	209			
									Toronto	0-0	0.00	13	0	0	0	0	10.1	4	1	7	4	3	24	0.030		
32	Fulmer, Michael	R	R	6-3	246	3/15/1993	Oklahoma City, OK	Oklahoma City, OK	Lakeland#	0-0	0.00	2	2	0	0	0	4.0	1	0	0	1	1	0	0	0.030	
50	Garrett, Reed	R	R	6-2	180	1/2/1993	Richmond, VA	Henrico, VA	Detroit	3-12	4.69	24	24	0	0	0	132.1	128	50	64	69	46	110	254	2.157	
61	Greene, Shane	R	R	6-4	197	11/07/1988	Clermont, FL	Clermont, FL	Round Rock	3-1	1.69	33	0	0	0	0	16	42.2	29	14	11	6	14	16	509	4.075
64	Hall, Matt	L	L	6-0	199	7/23/1993	Independence, MO	Lee's Summit, MO	Fire	1-1	2.84	16	0	0	0	5	19.0	25	8	14	19	45	268			
									Toledo	5-2	1.55	27	4	0	0	0	32	63.1	68	25	39	26	19	45	268	
									Detroit	0-0	2.67	10	10	0	0	0	57.0	33	20	18	17	20	59	215		
									Detroit	0-0	1.63	5	4	0	0	0	0	8.1	16	4	16	13	3	4	452	0.020
									Toledo	9-0	1.03	9	4	0	0	0	26.1	14	6	3	4	34	15	345	3.108	
									Detroit	3-5	3.56	30	13	0	0	15	60.0	79	22	37	34	22	6	245		
									Lakeland	3-4	4.42	40	0	0	0	3	62.2	53	29	32	30	22	78	221	1.077	
									Toledo	3-3	4.70	39	12	0	0	0	102.0	128	42	82	77	41	86	305	7.000	
									GCL Tigers East#	0-0	0.00	33	0	0	0	0	2.0	6	1	0	1	7	273			
									Lakeland#	0-0	2.25	1	1	0	0	0	3.0	2	1	1	2	4	192			
									Toledo	0-5	5.68	11	3	0	0	0	44.1	46	17	28	19	51	264	3.073		
34	Perez, Franklin	R	R	6-3	197	12/6/1997	Valencia, VZ	Carabobo, VZ	GCL Tigers East#	0-1	4.50	3	3	0	0	0	8.0	3	4	6	9	9	34	120		
26	Reininger, Zac	S	R	6-3	185	1/28/1993	San Antonio, TX	Spring Branch, TX	Lakeland	5-1	2.63	37	0	0	0	6	11.1	15	4	10	10	8	34	34		
38	Ross, Tyson	R	R	6-6	240	4/22/1987	Berkeley, CA	Oakland, CA	Detroit	1-0	7.55	18	0	0	0	0	21.1	28	90	18	18	9	18	31	0.088	
65	Soto, Gregory	L	L	6-1	236	2/11/1995	Haina, DR	Nigua, DR	San Diego	0-0	4.45	22	22	0	0	0	133.1	112	46	64	61	52	107	241	7.118	
68	Stump, Daniel	L	L	6-2	208	1/4/1991	Humble, TX	Humble, TX	Lakeland	0-8	4.45	25	23	0	0	0	26.1	20	90	9	9	10	15	235		
									Toledo	1-0	3.48	9	0	0	0	0	13.1	12	4	4	1	1	3	293	2.063	
									Lakeland#	1-5	4.93	56	1	0	0	0	38.1	44	15	23	21	16	37	286		
									GCL Tigers West#	0-0	0.00	1	1	0	0	0	0	0	0	0	0	0	0	0	0	
									Lakeland#	4-7	4.47	19	19	1	0	0	98.2	92	37	50	49	40	105	248		
									Toledo	0-2	6.00	4	2	0	0	0	13.1	8	4	3	3	19	178			
54	VerHagen, Drew	R	R	6-6	230	10/22/1990	Roysse City, TX	Rockwall, TX	Detroit	2-2	1.65	10	9	0	0	0	32.2	18	16	11	11	4	15	262	0.020	
									Toledo	5-3	4.65	41	1	0	0	0	52.1	46	20	29	19	53	222	2.126		
									West Michigan#	0-1	1.65	1	1	0	0	0	5.1	7	20	1	0	6	347			
									Toledo	0-1	14.40	2	2	0	0	0	0	10	24	8	4	6	347			
27	Zimmermann, Jordan	R	R	6-2	225	5/23/1986	Auburndale, WI	Auburndale, WI	Detroit	7-8	4.52	25	25	0	0	0	131.1	140	52	76	66	26	111	269	9.154	

TIGERS 40-MAN ROSTER



NO.	CATCHERS (2)	B	T	HT.	WT.	BORN	BIRTHPLACE	RESIDENCE	2018 CLUB	AVG	G	AB	R	H	TB	2B	3B	HR	RBI	BB	SO	SB	OBP	SLG	ML SER.
17	Greiner, Grayson	R	R	6-6	239	10/11/1992	Columbia, SC	Columbia, SC	Toledo	.266	46	158	12	42	64	8	1	4	23	21	42	0	.350	.405	0.102
55	Hicks, John	R	R	6-2	230	8/31/1989	Richmond, VA	Goochland, VA	Detroit	.260	81	288	35	75	116	12	0	9	32	22	84	0	.312	.403	2.001
40	INFELDERS (9)	B	T	HT.	WT.	BORN	BIRTHPLACE	RESIDENCE	2018 CLUB	AVG	G	AB	R	H	TB <td>2B</td> <td>3B</td> <td>HR</td> <td>RBI</td> <td>BB</td> <td>SO</td> <td>SB</td> <td>OBP</td> <td>SLG</td> <td>ML SER.</td>	2B	3B	HR	RBI	BB	SO	SB	OBP	SLG	ML SER.
24	Alcantara, Sergio	R	R	5-9	151	7/10/1996	Santo Domingo Este, DR	Santo Domingo Este, DR	Erie	.271	120	442	53	120	147	18	3	1	37	42	95	8	.335	.333	15.101
46	Cabrera, Miguel	R	R	6-4	249	4/18/1983	Maracaibo, VZ	Hollywood, FL	Toledo#	.250	2	8	3	2	0	0	0	0	1	1	0	0	.333	.250	1.056
49	Candelario, Jeimer	S	R	6-1	221	11/24/1993	New York, NY	San Pedro de Macoris, DR	Detroit	.224	144	539	78	121	212	28	3	19	54	66	160	3	.317	.393	
	Castro, Willi	S	R	6-1	170	4/24/1987	Rio Piedras, PR	Santo Domingo, DR	Akron	.245	97	371	55	91	130	20	2	5	39	28	84	13	.303	.350	
									Erie	.324	26	105	12	34	59	9	2	4	13	6	25	4	.366	.562	
									Toledo	.286	5	21	0	6	6	0	0	0	2	0	5	1	.286	.286	
12	Dixon, Brandon	R	R	6-2	215	1/29/1992	La Jolla, CA	Tucson, AZ	Louisville	.346	49	179	28	62	102	18	2	6	23	12	54	9	.389	.570	0.132
28	Goodrum, Niko	S	R	6-3	198	2/28/1992	Atlanta, GA	McDonough, GA	Cincinnati	.178	74	118	14	21	42	6	0	5	10	6	43	0	.218	.356	0.132
18	Lugo, Dawel	R	R	6-0	190	12/31/1994	Bani, DR	Bani, DR	Detroit	.245	131	444	55	109	192	29	3	16	53	42	132	12	.315	.432	1.031
7	Mercer, Jordy	R	R	6-3	210	8/27/1986	Taloga, OK	Edmond, OK	Toledo	.269	123	509	56	137	178	26	3	3	59	9	66	12	.283	.350	0.034
60	Rodriguez, Konny	R	R	6-0	180	4/17/1992	Santiago, DR	Mao Vahverde, DR	Pittsburgh	.213	27	94	10	20	29	4	1	1	8	7	20	0	.267	.309	6.095
									Toledo	.338	63	260	42	88	145	20	5	9	40	10	47	10	.365	.558	0.123
									Detroit	.220	62	191	17	42	64	7	0	5	20	10	42	2	.256	.335	
9	OUTFIELDERS (6)	B	T	HT.	WT.	BORN	BIRTHPLACE	RESIDENCE	2018 CLUB	AVG	G	AB	R	H	TB <td>2B</td> <td>3B</td> <td>HR</td> <td>RBI</td> <td>BB</td> <td>SO</td> <td>SB</td> <td>OBP</td> <td>SLG</td> <td>ML SER.</td>	2B	3B	HR	RBI	BB	SO	SB	OBP	SLG	ML SER.
21	Jones, Jacoby	R	R	6-2	201	5/10/1992	Chickasha, OK	Richton, MS	Detroit	.083	3	12	1	1	1	0	0	0	0	0	3	0	.083	.083	1.125
8	Maltook, Mikie	R	R	6-1	216	11/30/1989	Lafayette, LA	Baton Rouge, LA	Toledo	.207	129	429	54	89	156	22	6	11	34	24	142	13	.266	.364	1.125
13	Peterson, Dustin	R	R	6-3	215	9/10/1994	Gilbert, AZ	Gilbert, AZ	Detroit	.251	72	283	40	71	128	12	6	11	35	25	82	6	.321	.452	2.110
22	Reyes, Victor	S	R	6-5	194	10/5/1994	Barcelona, VA	Barcelona, VA	Gwinnett	.268	107	406	46	109	165	23	0	11	55	30	96	3	.324	.406	0.003
14	Stewart, Christin	L	R	6-0	220	12/10/1993	Atlanta, GA	Lawrenceville, GA	Detroit	.222	100	212	35	47	61	5	3	1	12	5	46	9	.239	.288	1.000
									GCL Tigers East#	.200	2	5	1	4	0	0	0	1	1	1	0	0	.333	.800	1.000
									GCL Tigers West#	.250	1	4	1	1	4	0	0	0	1	2	0	0	.250	1.000	1.000
									Toledo	.264	122	444	69	117	213	21	3	23	77	67	108	0	.364	.480	0.022
									Detroit	.267	17	60	7	16	25	1	1	2	10	10	13	0	.375	.417	0.022

- Rehab Assignment



TIGERS NON-ROSTER INVITEES

2019 DETROIT TIGERS NON-ROSTER INVITEES

NO.	PITCHERS (P)	R	T	HT.	WT.	BOBN	BIRTHPLACE	RESIDENCE	2018 CLUB	W-L	ERA	G	GS	CG	SHO	SV	IP	H	AB	R	ER	BB	SO	AVG	ML.SER.	
67	Casero, Jose	R	R	6-3	245	4/11/1989	Buis de Hatina, DR	San Francisco de Macoris, DR	Toledo	0-0	2.40	13	0	0	0	8	15.0	8	51	4	4	5	15	157	1.092	
19	Goeman, Louis	R	R	6-4	205	4/7/1986	Greenwood, MS	Elizabethtown, KY	Toledo	4-1	3.51	51	0	0	0	0	51.1	43	183	21	20	24	41	235	4.160	
76	Funkhouser, Kyle	R	R	6-3	225	3/16/1994	Paous Heights, IL	Oak Forest, IL	Toledo	0-5	6.23	7	2	0	0	0	89.3	68	331	42	37	39	69	266		
73	Houston, Zac	R	R	6-6	240	11/30/1994	Stiddell, LA	Poplarville, MS	Toledo	0-2	6.23	3	2	0	0	0	17.1	8	50	5	5	10	7	258		
74	Mize, Casey	R	R	6-3	220	5/1/1997	Springville, AL	Franklin, TN	GCL Tigers West	0-1	1.18	33	1	0	0	10	38.1	20	128	5	5	16	55	156		
72	Parades, Eduardo	R	R	6-1	230	3/6/1995	Valera, VZ	El Dividive, Trujillo, VZ	Lakeland	0-0	0.00	4	4	0	0	0	11.2	13	44	6	6	2	10	295		
71	Smith, Christopher	R	R	6-2	205	8/19/1988	Louisville, KY	Salt Lake	Lakeland	2-1	4.68	38	0	0	0	5	42.1	44	158	22	22	19	35	278	0.121	
85	Welter, Paul	R	R	5-11	185	8/19/1992	Edina, MN	Louisville, KY	Syracuse	4-5	3.93	49	0	0	0	1	55.0	56	208	27	24	21	45	275	0.022	
									Toledo	6-3	3.18	43	1	0	0	1	68.0	50	256	27	24	24	58	219		
									2018 CLUB	AVG	G	R	R	H	TB	2B	3B	HR	HR	BB	BB	SO	SB	ORP	SLG	ML.SER.
79	Pollcihi, Brady	R	R	5-10	195	6/24/1995	Georgetown, DC	Waltersville, MD	West Michigan	248	98	359	43	89	141	19	6	7	28	33	76	19	319	393		
84	Poggers, Jake	R	R	6-1	192	4/17/1995	Canyon, TX	Canyon, TX	Erie	214	99	352	57	77	145	15	1	17	56	41	112	7	305	443		
63	Sanchez, Hector	S	R	6-1	255	11/07/1989	Maracay, VZ	Maracay, VZ	Sacramento	24	24	79	10	19	26	5	0	1	8	9	18	0	326	326	5.018	
81	Scriverque, Nate	R	R	6-0	235	3/22/1993	Baton Rouge, LA	Maurepas, LA	Lakeland	274	23	83	12	23	34	5	0	2	11	10	15	0	351	324		
									Erie	294	10	34	2	1	2	1	0	0	0	3	7	0	285	506		
									Toledo	256	1	1	0	0	0	0	0	2	8	7	18	0	285	345		
37	Wilson, Bobby	R	R	6-0	226	4/8/1983	Dunedin, FL	Largo, FL	Rodnesier	125	11	40	2	5	6	1	0	2	3	3	13	0	182	150	6.035	
									Minnesota	178	47	135	12	24	38	8	0	2	16	12	37	0	242	281		
									2018 CLUB	AVG	G	R	R	H	TB	2B	3B	HR	HR	BB	BB	SO	SB	ORP	SLG	ML.SER.
29	Beckham, Gordon	R	R	6-0	190	9/16/1986	Atlanta, GA	Atlanta, GA	Tacoma	302	94	358	64	108	164	24	1	10	51	57	52	6	400	458	8.032	
70	Castro, Harold	L	R	5-10	151	11/30/1993	Caracas, VZ	Maracay, VZ	Seattle	182	22	110	3	8	9	0	0	0	10	4	21	2	310	325		
									Erie	282	29	110	10	21	26	5	0	0	4	21	4	2	310	325		
									Toledo	257	74	241	24	62	76	8	0	2	19	5	47	3	270	315		
									Detroit	300	10	2	0	0	0	0	0	2	0	0	2	1	500	300	0.010	
82	Eaves, Kody	L	R	6-0	175	7/8/1993	Pasadena, TX	Pasadena, TX	Erie	209	71	254	35	53	80	13	1	4	21	34	67	4	297	315		
									Toledo	160	22	75	7	12	18	6	0	4	4	6	21	0	232	245		
33	Kozma, Pete	R	R	6-0	190	4/11/1988	Tulsa, OK	Broken Arrow, OK	Toledo	203	83	271	23	55	80	18	2	1	17	19	52	6	260	295	3.094	
									Detroit	217	27	69	7	15	24	4	1	1	8	2	15	0	236	348		
									2018 CLUB	AVG	G	AB	R	H	TB	2B	3B	HR	HR	BB	BB	SO	SB	ORP	SLG	ML.SER.
75	Gameron, Daz	R	R	6-2	185	1/15/1997	McDonough, GA	McDonough, GA	Lakeland	259	58	216	35	56	80	9	3	3	20	25	60	10	346	370		
									Erie	285	53	200	32	67	94	12	5	7	35	25	53	12	366	470		
79	Robson, Jacob	L	R	5-10	182	11/20/1994	London, ON, CAN	Starkville, MS	Toledo	286	67	262	36	75	118	16	3	7	32	39	78	11	382	450		
									Toledo	305	57	220	36	67	94	13	1	4	15	23	62	7	366	427		
80	Woodrow, Danny	L	R	5-10	155	1/26/1995	Chicago, IL	Wilmette, IL	Lakeland	381	5	21	5	8	9	0	0	0	1	1	5	4	409	429		
									Erie	313	92	342	48	107	135	13	3	3	37	31	71	19	369	395		



FIRST-YEAR PLAYER DRAFT (8)

PLAYER	YEAR DRAFTED	ROUND
Nicholas Castellanos	2010	First (44th overall)
Buck Farmer	2013	Fifth
Grayson Greiner	2014	Third
Matt Hall	2015	Sixth
Zac Reininger	2013	Eighth
Christin Stewart	2015	First (34th overall)
Spencer Turnbull	2014	Second
Drew VerHagen	2012	Fourth

SIGNED AS A MAJOR LEAGUE FREE AGENT (6)

PLAYER	PREVIOUS ORGANIZATION	DATE SIGNED
Ryan Carpenter	Colorado	November 20, 2017
Jordy Mercer	Pittsburgh	December 14, 2018
Matt Moore	Texas	December 4, 2018
Tyson Ross	St. Louis	December 10, 2018
Daniel Stumpf	Kansas City	April 1, 2017
Jordan Zimmermann	Washington	November 30, 2015

SIGNED AS A MINOR LEAGUE FREE AGENT (3)

PLAYER	PREVIOUS ORGANIZATION	DATE SIGNED
Niko Goodrum	Minnesota	November 14, 2017
Blaine Hardy	Kansas City	April 2, 2013
Ronny Rodríguez	Cleveland	December 18, 2017

SIGNED AS A NON-DRAFTED FREE AGENT (4)

PLAYER	COUNTRY	DATE SIGNED
Sandy Baez	Dominican Republic	October 6, 2011
Eduardo Jiménez	Venezuela	July 6, 2011
Joe Jiménez	Puerto Rico	June 24, 2013
Gregory Soto	Dominican Republic	December 26, 2012

ACQUIRED BY TRADE (13)

PLAYER	ACQUIRED FROM	DATE ACQUIRED	ACQUIRED FOR
Sergio Alcántara	Arizona	July 18, 2017	J.D. Martinez
Victor Alcántara	Los Angeles (AL)	November 3, 2016	Cameron Maybin
Matthew Boyd	Toronto	July 30, 2015	David Price
Miguel Cabrera	Florida	December 5, 2007	Burke Badenhop, Eulogio De La Cruz, Cameron Maybin, Andrew Miller
Jeimer Candelario	Chicago (NL)	July 31, 2017	Mike Rabelo, Dallas Trahern
Willi Castro	Cleveland	July 31, 2018	Alex Avila, Justin Wilson
Michael Fulmer	New York (NL)	July 31, 2015	Kyle Dowdy, Leonys Martin
Shane Greene	New York (AL)	December 5, 2014	Yoenis Cespedes
JaCoby Jones	Pittsburgh	July 30, 2015	Robbie Ray, Domingo Leyba
Dawel Lugo	Arizona	July 18, 2017	Joakim Soria
Mikie Mahtook	Tampa Bay	January 18, 2017	J.D. Martinez
Daniel Norris	Toronto	July 30, 2015	PTBNL (Drew Smith)
Franklin Perez	Houston	August 31, 2017	David Price
			Justin Verlander, PTBNL (Juan Ramirez)

ACQUIRED IN RULE 5 DRAFT (2)

PLAYER	ACQUIRED FROM	DATE ACQUIRED	ACQUIRED FOR
Reed Garrett	Texas	December 13, 2018	Rule 5 Draft
Victor Reyes	Arizona	December 14, 2017	Rule 5 Draft

CLAIMED OFF WAIVERS (5)

PLAYER	PREVIOUS ORGANIZATION	DATE CLAIMED
Kaleb Cowart	Seattle	January 24, 2019
Brandon Dixon	Cincinnati	November 2, 2018
José Fernández	Toronto	November 2, 2018
John Hicks	Minnesota	April 23, 2016
Dustin Peterson	Atlanta	September 6, 2018



BASEBALL... IT'S IN OUR DNA
LIVE LOOK-INS AND ANALYSIS ON MLB TONIGHT™
PLUS 5 LIVE GAMES EACH WEEK



**OUR NATIONAL PASTIME
ALL THE TIME®**



GO TO FINDMLBNETWORK.COM FOR CHANNEL LINEUP.
© 2019 MAJOR LEAGUE BASEBALL PROPERTIES, INC. ALL RIGHTS RESERVED.

2018 REVIEW





GENERAL

(Nine inning games unless otherwise noted)
 Longest winning streak - overall..... 5 (6/13-6/17)
 Longest winning streak - home..... 4 twice (last, 5/30-6/2)
 Longest winning streak - road..... 4 (6/7-6/17)
 Most consecutive losses - overall..... 11 (6/19-6/30)
 Most consecutive losses - home..... 7 (9/9-9/19)
 Most consecutive losses - road..... 8 (8/3-8/17)
 Longest game, time (nine inn.)..... 3:51 (4/25 at PIT, Gm. 1)
 Longest game, time (extra inn.)..... 5:27 (3/30 vs. PIT, 13 inn.)
 Longest game, innings..... 13 twice (last, 8/3 at OAK, 13 inn.)
 Shortest game, time..... 2:05 (7/6 vs. TEX)
 Best homestand, percentage... .667 three times (last, 8-4, 5/25-6/4)
 Worst homestand, percentage..... .000 (0-4, 6/25-6/28)
 Best road trip, percentage..... .667 twice (last, 2-1, 9/14-9/16)
 Worst road trip, percentage..... .000 (0-6, 8/3-8/8)
 Most runners left on base, game..... 13 (3/30 vs. PIT, 13 inn.)
 Most errors, game..... 4 (9/15 at CLE)
 Most DP turned, game..... 4 twice (last, 5/12 vs. SEA, Gm. 2)
 Most DP turned, opponent..... 4 twice (last, 8/17 at MIN)
 Largest margin of victory..... 8 three times (last, 9/5 at CWS)
 Largest margin of defeat..... 15 (9/15 at CLE)
 Biggest comeback to win..... 5 (5/15 vs. CLE)
 Biggest lead lost in a loss..... 6 (6/26 vs. OAK)
 Highest attendance, home..... 42,516 (3/30 vs. PIT)
 Highest attendance, road..... 45,520 (9/29 at MIL)

TEAM BATTING

Most runs, game..... 13 twice (last, 4/25 at PIT, Gm. 1)
 Most runs, game - both clubs... 23 three times (last, 8/16 at MIN)
 Most runs, inning..... 7 (7/7 vs. TEX, 1st)
 Most hits, game..... 20 (4/25 at PIT, Gm. 1)
 Most hits, inning..... 7 (9/5 at CWS, 4th)
 Most consecutive hits, inning... 5 three times (last, 9/28 at MIL, 1st)
 Fewest hits, nine-inning game.... 2 five times (last, 9/29 at MIL)
 Most extra-base hits, game..... 10 (4/25 at PIT, Gm. 1)
 Most singles, game..... 13 (4/5 at CWS, 10 inn.)
 Most doubles, game..... 7 (3/30 vs. PIT, 13 inn.)
 Most triples, game..... 2 three times (last, 9/29 at MIL)
 Most home runs, game..... 5 (8/30 at NYY)
 Most home runs, inning..... 3 twice (last, 9/5 at CWS, 4th)
 Most home runs - both clubs..... 8 (8/30 at NYY)
 Most consecutive games, home run..... 9 (5/6-5/15)
 Most consecutive games, no home run... 4 three times (last, 9/23-9/27)
 Most walks, game..... 9 (3/30 vs. PIT, 13 inn.)
 Most strikeouts, game..... 16 three times (last, 9/4 at CWS)
 Fewest strikeouts, game..... 3 three times (last, 9/23 vs. KC)
 Most stolen bases, game..... 4 (4/7 at CWS)
 Most caught stealing, game..... 2 (6/30 at TOR)

TEAM PITCHING

Fewest runs, game..... 0* twice (last, 7/21 vs. BOS)
 Most runs, game..... 15 twice (last, 9/15 at CLE)
 Most runs, inning..... 7 twice (last, 8/16 at MIN, 6th)
 Fewest hits, game..... 2 (9/1 at NYY)
 Most hits, game..... 19 (6/24 at CLE)
 Most hits, inning..... 7 (8/16 at MIN, 6th)
 Fewest walks, game..... 0* 8 times (last, 9/20 vs. KC)
 Most walks, game..... 8 twice (last, 5/15 vs. CLE)
 Most strikeouts, game..... 14 three times (last, 9/8 vs. STL)
 Most home runs, game..... 4 six times (last, 9/20 vs. KC)
 Most hit by pitch, game..... 2 10 times (last, 9/15 at CLE)
 Most wild pitches, game..... 3 (6/7 at BOS)
 Longest scoreless streak..... 18.0 (7/20-7/22)

INDIVIDUAL BATTING

Most at-bats, game..... 7 (Mahtook, 3/30 vs. PIT, 13 inn.)
 Most runs, game..... 5 (Candelario, 4/25 at PIT, Gm. 1)
 Most hits, game..... 5 (Castellanos, 8/13 vs. CWS)
 Most consecutive hits..... 5 (Castellanos, 8/13)
 Most doubles, game... 3 twice (last, Cabrera, 4/25 at PIT, Gm. 1)
 Most triples, game..... 1 35 times (last, two players, 9/29 at MIL)
 Most home runs, game... 2 five times (last, Stewart, 9/20 vs. KC)
 Most total bases, game..... 10 (Castellanos, 8/13 vs. CWS)
 Most RBI, game..... 6 (Stewart, 9/20 vs. KC)
 Most walks, game..... 3 twice (last, Candelario, 6/17 at CWS)
 Most strikeouts, game... 4 three times (last, Candelario, 6/23 at CLE)
 Most stolen bases, game... 2 three times (last, Martin, 6/9 vs. CLE)
 Most hit by pitch, game... 1 52 times (last, Candelario, 9/29 at MIL)
 Longest batting streak..... 10 (McCann, 5/1-5/12, Gm. 2)

INDIVIDUAL PITCHING

Longest winning streak..... 2 six times (last, Greene, 9/7-9/8)
 Longest losing streak..... 4 three times (last, Liriano, 8/5-8/22)
 Most innings pitched, starter... 8.0 six times (last, Boyd, 7/31 vs. CIN)
 Most innings pitched, reliever... 4.1 twice (last, Lewicki, 6/24 at CLE)
 Fewest innings pitched, starter..... 0.0 (Fulmer, 9/15 at CLE)
 Fewest hits, complete game..... N/A
 Fewest runs, complete game..... N/A
 Most runs, game..... 9 twice (last, Hall, 9/15 at CLE)
 Most walks, game..... 5 (Liriano, 7/4 at CLE)
 Most strikeouts, game (starter)... 11 twice (last, Boyd, 9/8 vs. STL)
 Most strikeouts, game (relief)... 6 (Norris, 4/5 at CWS, 10 inn.)
 Most home runs, game... 3 nine times (last, Boyd, 9/26 at MIN)
 Most hit by pitch, game... 2 four times (last, Boyd, 9/14 at CLE)
 Most wild pitches, game..... 3 (Boyd, 6/7 at BOS)
 Most consecutive scoreless innings... 16.0 (Zimmermann, 4/30-6/16)

- Sets club record
 * - Ties club record

2018 TIGERS STARTERS AND RELIEVERS

	W-L	ERA	IP	H	R	ER	BB-I	SO
Starters	36-67	4.65	845.2	845	484	437	270-2	705
Relievers	28-31	4.50	579.2	578	312	290	221-18	510

2018 TIGERS BULLPEN BREAKDOWN

	First Batter Retired/Faced	Pct.	RI/Scored	Pct.	Saves/Opps.	Pct.
Alcántara	22/27	.815	13/3	.231	0/0	----
Baez	7/9	.778	8/1	.125	0/0	----
Barbato	4/7	.571	0/0	----	0/0	----
Carpenter	1/1	1.000	0/0	----	0/0	----
Coleman	28/51	.549	31/10	.323	0/3	.000
Farmer	45/65	.692	23/6	.261	0/0	----
Greene	45/66	.682	5/2	.400	32/38	.842
Hall	2/5	.400	1/0	.000	0/0	----
Hardy	14/17	.824	10/2	.200	1/1	1.000
Jimenez	49/68	.721	16/6	.375	3/7	.429
Lewicki	5/10	.500	6/1	.167	0/0	----
Liriano	1/1	1.000	0/0	----	0/0	----
Norris	2/3	.667	2/0	.000	0/0	----
Reininger	12/18	.667	17/7	.412	0/0	----
Saupold	21/30	.700	31/16	.516	1/3	.333
Stumpf	35/56	.625	35/9	.257	0/3	.000
Turnbull	1/1	1.000	0/0	----	0/0	----
VerHagen	27/40	.675	26/7	.269	0/2	.000
Wilson	39/59	.661	39/11	.282	0/4	.000
TEAM TOTALS	363/541	.671	270/83	.307	37/61	.607



2018 TIGERS DAY-BY-DAY RESULTS

Date	GM	Opp	W/L	Score	Rec.	Pos	+/-	Winner	Loser	Atten.	Home Atten.
3/30		PIT	Postponed, Rain			2nd	-0.5				
3/30	1	PIT	L	13-10 (13)	0-1	T-2nd	-1.0	Brault	Wilson	42,516*	42,516
3/31		PIT	Postponed, Rain			4th	-1.5				
MARCH TOTALS: 0-1, .264 AVG, 7.62 ERA											
4/1	2	PIT	L	1-0	0-2	T-4th	-2.0	Williams	Fulmer	14,858	57,374
4/1	3	PIT	L	8-6	0-3	5th	-2.5	Kuhl	Farmer	18,438	75,812
4/2	4	KC	W	6-1	1-3	4th	-1.5	Liriano	Hammel	15,476	91,288
4/3	5	KC	L	1-0	1-4	5th	-1.5	Junis	Boyd	15,083	106,371
4/4		KC	Postponed, Cold/Wind			5th	-2.0				
4/5	6	@CWS	W	9-7 (10)	2-4	T-3rd	-2.0	Jiménez	Infante	33,318	
4/6		OFF DAY				4th	-2.0				
4/7	7	@CWS	W	6-1	3-4	T-2nd	-1.0	Fulmer	Giolito	16,625	
4/8	8	@CWS	W	1-0	4-4	2nd	-0.5	Fiers	López	11,131	
4/9	9	@CLE	L	2-0	4-5	3rd	-0.5	Kluber	Liriano	9,843	
4/10	10	@CLE	L	2-1	4-6	3rd	-1.5	Miller	Wilson	10,078	
4/11	11	@CLE	L	5-1	4-7	T-3rd	-2.5	CARRASCO	Norris	10,872	
4/12	12	@CLE	L	9-3	4-8	T-3rd	-3.5	Bauer	Fulmer	12,901	
4/13	13	NY Yankees	L	8-6	4-9	4th	-4.0	Montgomery	Fiers	21,363	127,734
4/14		NY Yankees	Postponed, Rain			4th	-4.0				
4/15		NY Yankees	Postponed, Rain			4th	-4.0				
4/15		NY Yankees	Postponed, Rain			4th	-4.0				
4/16		OFF DAY				T-3rd	-4.0				
4/17	14	BAL	W	4-2	5-9	3rd	-3.5	Liriano	Cashner	15,530	143,264
4/18	15	BAL	W	6-5	6-9	3rd	-3.0	Greene	Araujo	15,178	158,442
4/19	16	BAL	W	13-8	7-9	3rd	-2.5	Zimmermann	Cobb	15,916	174,358
4/20	17	KC	W	3-2 (10)	8-9	3rd	-2.0	Jiménez	Keller	15,406	189,764
4/20	18	KC	L	3-2	8-10	3rd	-2.0	Junis	Greene	17,194	206,958
4/21	19	KC	W	12-4	9-10	3rd	-1.5	Fiers	Duffy	19,302	226,260
4/22	20	KC	L	8-5	9-11	3rd	-2.5	McCarthy	VerHagen	19,034	245,294
4/23		OFF DAY				3rd	-3.0				
4/24		@PIT	Postponed, Rain			T-2nd	-2.5				
4/25	21	@PIT	W	13-10	10-11	2nd	-2.0	Stumpf	Tailon	11,131	
4/25	22	@PIT	L	8-3	10-12	2nd	-3.0	Kuhl	Boyd	9,396	
4/26	23	@PIT	L	1-0	10-13	2nd	-3.0	Vázquez	Wilson	12,049	
4/27	24	@BAL	L	6-0	10-14	2nd	-4.0	Tillman	Fiers	14,223	
4/28	25	@BAL	W	9-5	11-14	2nd	-3.0	Liriano	Cashner	20,896	
4/29	26	@BAL	L	5-3	11-15	2nd	-3.0	Gausman	Norris	28,089	
4/30	27	TB	L	3-2	11-16	2nd	-4.0	Faria	Greene	19,398	264,692
APRIL TOTALS: 11-15, .249 AVG, 4.10 ERA											
5/1	28	TB	W	2-1	12-16	2nd	-3.0	Boyd	Archer	17,255	281,947
5/2	29	TB	W	3-2 (12)	13-16	2nd	-3.0	Saupold	Andriese	20,866	302,813
5/3	30	@KC	L	10-6	13-17	2nd	-3.5	McCarthy	Bell	28,866	
5/4	31	@KC	L	4-2	13-18	2nd	-3.5	Boyer	Stumpf	24,648	
5/5	32	@KC	W	3-2	14-18	2nd	-2.5	Zimmermann	Hammel	20,708	
5/6	33	@KC	L	4-2	14-19	3rd	-2.5	Junis	Boyd	18,424	
5/7	34	@TEX	L	7-6	14-20	3rd	-3.0	Leclerc	Stumpf	20,057	
5/8	35	@TEX	W	7-4	15-20	3rd	-2.0	Fiers	Minor	18,634	
5/9	36	@TEX	L	5-4 (10)	15-21	3rd	-3.0	Kela	Saupold	30,387	
5/10		OFF DAY				3rd	-3.0				
5/11		SEA	Postponed, Rain			3rd	-2.5				
5/12	37	SEA	W	4-3	16-21	3rd	-2.0	Boyd	Gonzales		
5/12	38	SEA	L	9-5	16-22	3rd	-3.0	Hernández	Fulmer	25,506	328,319
5/13	39	SEA	W	5-4	17-22	3rd	-3.0	Greene	Nicasio	24,718	353,037
5/14	40	CLE	W	6-3	18-22	3rd	-2.0	Fiers	Carrasco	17,775	370,812
5/15	41	CLE	W	9-8	19-22	3rd	-1.0	Coleman	Miller	20,997	391,809
5/16	42	CLE	L	6-0	19-23	3rd	-2.0	Bauer	Carpentier	24,771	416,580
5/17	43	@SEA	W	3-2	20-23	T-2nd	-1.5	Saupold	Vincent	15,169	
5/18	44	@SEA	L	5-4	20-24	T-2nd	-1.5	Altavilla	Farmer	34,932	
5/19	45	@SEA	L	7-2	20-25	T-2nd	-2.5	PAXTON	Fiers	35,739	
5/20	46	@SEA	L	3-2 (11)	20-26	3rd	-2.5	Vincent	Farmer	34,252	
5/21	47	@MIN	L	4-2	20-27	3rd	-3.0	Berrios	Stumpf	17,161	
5/22	48	@MIN	L	6-0	20-28	3rd	-4.0	Lynn	Boyd	25,559	
5/23	49	@MIN	W	4-1	21-28	3rd	-4.0	Fulmer	Gibson	23,891	
5/24		OFF DAY				3rd	-3.5				
5/25	50	CWS	W	5-4	22-28	3rd	-2.5	Farmer	Rondón	24,648	441,228
5/26	51	CWS	L	8-4	22-29	3rd	-3.5	Santiago	Liriano	27,032	468,260
5/27	52	CWS	W	3-2	23-29	T-2nd	-3.5	Hardy	Shields	23,419	491,679
5/28	53	LAA	W	9-3	24-29	T-2nd	-3.5	Boyd	Skaggs	20,857	512,536
5/29	54	LAA	L	9-2	24-30	T-2nd	-4.5	Tropeano	Fulmer	17,397	529,933
5/30	55	LAA	W	6-1	25-30	2nd	-4.5	Coleman	Bedrosian	19,494	549,427
5/31	56	LAA	W	6-2	26-30	2nd	-4.5	Saupold	Heaney	24,696	574,123
MAY TOTALS: 15-14, .265 AVG, 4.24 ERA											
6/1	57	TOR	W	5-2	27-30	2nd	-3.5	Hardy	García	22,192	596,315
6/2	58	TOR	W	7-4	28-30	2nd	-2.5	Coleman	Oh	34,674	630,989
6/3	59	TOR	L	8-4	28-31	2nd	-2.5	Sanchez	Fulmer	24,658	655,647
6/4	60	NY Yankees	L	7-4	28-32	2nd	-3.0	Severino	VerHagen	28,016	683,663
6/4	61	NY Yankees	W	4-2	29-32	2nd	-2.5	Fiers	Germán	24,165	707,828
6/5	62	@BOS	L	6-0	29-33	2nd	-3.5	Wright	Lewicki	34,762	

2018 TIGERS DAY-BY-DAY RESULTS



Date	GM	Opp	W/L	Score	Rec.	Pos	+/-	Winner	Loser	Atten.	Home Atten.
6/6	63	@BOS	L	7-1	29-34	2nd	-4.5	Rodriguez	Hardy	35,182	
6/7	64	@BOS	W	7-2	30-34	2nd	-4.0	Boyd	Beeks	36,556	
6/8	65	CLE	L	4-1	30-35	2nd	-5.0	Bauer	Greene	21,766	729,594
6/9	66	CLE	W	4-2 (12)	31-35	2nd	-4.0	Saupold	Allen	27,038	756,632
6/10	67	CLE	L	9-2	31-36	2nd	-5.0	Kluber	Lewicki	22,862	779,494
6/11		OFF DAY				2nd	-5.5				
6/12	68	MIN	L	6-4	31-37	3rd	-5.5	Pressly	Coleman	20,340	799,834
6/13	69	MIN	W	5-2	32-37	2nd	-4.5	Jiménez	Reed	19,206	819,040
6/14	70	MIN	W	3-1	33-37	2nd	-4.5	Fulmer	Lynn	27,573	846,613
6/15	71	@CWS	W	4-3	34-37	2nd	-3.5	Farmer	Minaya	22,813	
6/16	72	@CWS	W	7-5	35-37	2nd	-2.5	Farmer	Fry	23,195	
6/17	73	@CWS	W	3-1	36-37	2nd	-2.5	Hardy	Shields	26,746	
6/18		OFF DAY				2nd	-3.0				
6/19	74	@CIN	L	9-5	36-38	2nd	-4.0	Romano	Boyd	31,085	
6/20	75	@CIN	L	5-3	36-39	2nd	-5.0	Mahle	Fulmer	19,177	
6/21		OFF DAY				2nd	-5.0				
6/22	76	@CLE	L	10-0	36-40	2nd	-6.0	Bieber	Fiers	30,926	
6/23	77	@CLE	L	4-1	36-41	2nd	-7.0	Bauer	Liriano	34,435	
6/24	78	@CLE	L	12-2	36-42	T-2nd	-8.0	Plutko	Boyd	31,208	
6/25	79	OAK	L	5-4	36-43	3rd	-8.0	Trivino	Greene	19,127	865,740
6/26	80	OAK	L	9-7	36-44	3rd	-8.0	Buchter	Greene	22,809	888,549
6/27	81	OAK	L	3-0	36-45	3rd	-9.0	Bassitt	Fiers	23,961	912,510
6/28	82	OAK	L	4-2	36-46	3rd	-9.5	Manaea	Fulmer	28,866	941,376
6/29	83	@TOR	L	3-2	36-47	3rd	-9.5	Stroman	Liriano	24,068	
6/30	84	@TOR	L	4-3	36-48	3rd	-9.5	Oh	Jiménez	27,066	
JUNE TOTALS: 10-18, 222 AVG, 4.79 ERA											
7/1	85	@TOR	W	9-1	37-48	3rd	-9.5	Zimmermann	Happ	37,445	
7/2	86	@TOR	W	3-2 (10)	38-48	2nd	-9.5	Jiménez	Oh	29,575	
7/3	87	@CHC	L	5-3	38-49	2nd	-10.5	Wilson	Stumpf	38,424	
7/4	88	@CHC	L	5-2	38-50	2nd	-11.5	Quintana	Liriano	40,510	
7/5	89	TEX	W	7-5	38-51	3rd	-12.0	Gallardo	Boyd	21,248	962,624
7/6	90	TEX	W	3-1	39-51	3rd	-12.0	Zimmermann	Colon	27,316	989,940
7/7	91	TEX	W	7-2	40-51	3rd	-11.0	Fiers	Hamels	29,174	1,019,114
7/8	92	TEX	L	3-0	40-52	3rd	-11.0	Bibens-Dirkx	Fulmer	22,047	1,041,161
7/9	93	@TB	L	10-9 (10)	40-53	3rd	-11.0	Andriese	Hardy	14,229	
7/10	94	@TB	L	5-2	40-54	3rd	-11.0	Alvarado	Boyd	13,478	
7/11	95	@TB	L	4-2	40-55	3rd	-12.0	Yarbrough	Zimmermann	13,922	
7/12		OFF DAY				3rd	-11.5				
7/13	96	@HOU	L	3-0	40-56	3rd	-12.5	Keuchel	Fiers	38,843	
7/14	97	@HOU	L	9-1	40-57	3rd	-12.5	Cole	Fulmer	40,405	
7/15	98	@HOU	W	6-3	41-57	3rd	-12.5	VerHagen	Verlander	39,455	
7/16		ALL-STAR BREAK									
7/17		ALL-STAR GAME IN WASHINGTON, D.C.									
7/18		ALL-STAR BREAK									
7/19		ALL-STAR BREAK									
7/20	99	BOS	L	1-0	41-58	3rd	-13.5	Price	Boyd	33,817	1,074,978
7/21	100	BOS	W	5-0	42-58	3rd	-13.5	Fiers	Johnson	31,682	1,106,660
7/22	101	BOS	L	9-1	42-59	3rd	-13.5	Sale	Hardy	25,012	1,131,672
7/23	102	@KC	W	5-4	43-59	3rd	-12.5	Wilson	Maurer	18,370	
7/24	103	@KC	L	5-4	43-60	3rd	-12.5	Smith	Zimmermann	25,957	
7/25	104	@KC	W	8-4	44-60	3rd	-12.5	Boyd	Duffy	17,382	
7/26		OFF DAY				3rd	-12.5				
7/27	105	CLE	L	8-3	44-61	3rd	-13.5	Allen	Jiménez	26,962	1,158,634
7/28	106	CLE	W	2-1	45-61	3rd	-12.5	Hardy	Clevinger	29,097	1,187,731
7/29	107	CLE	L	8-1	45-62	3rd	-13.5	Kluber	Zimmermann	26,498	1,214,229
7/30		OFF DAY				3rd	-13.0				
7/31	108	CIN	W	2-1	46-62	3rd	-13.0	Boyd	Bailey	24,929	1,239,158
JULY TOTALS: 10-14, 221 AVG, 4.15 ERA											
8/1	109	CIN	W	7-4	47-62	3rd	-13.0	VerHagen	Romano	24,952	1,264,110
8/2		OFF DAY				3rd	-13.0				
8/3	110	@OAK	L	1-0 (13)	47-63	3rd	-13.0	Pagán	Farmer	14,766	
8/4	111	@OAK	L	2-1	47-64	3rd	-14.0	Jackson	Zimmermann	33,668	
8/5	112	@OAK	L	6-0	47-65	3rd	-15.0	Cahill	Liriano	19,559	
8/6	113	@LAA	L	6-2	47-66	3rd	-16.0	Tropeano	Boyd	34,073	
8/7	114	@LAA	L	11-5	47-67	3rd	-16.0	Heaney	Turner	35,824	
8/8	115	@LAA	L	6-0	47-68	3rd	-17.0	Barría	Hardy	38,832	
8/9		OFF DAY				3rd	-17.5				
8/10	116	MIN	W	5-3	48-68	3rd	-16.5	Zimmermann	Santana	24,849	1,288,959
8/11	117	MIN	L	4-3	48-69	3rd	-17.5	Gibson	Liriano	26,991	1,315,950
8/12	118	MIN	W	4-2	49-69	3rd	-17.5	Boyd	Stewart	30,105	1,346,055
8/13	119	CWS	W	9-5	50-69	3rd	-17.5	Coleman	Gómez	20,964	1,367,019
8/14	120	CWS	L	6-3	50-70	3rd	-18.5	Giohito	Hardy	20,661	1,387,680
8/15	121	CWS	L	6-5	50-71	3rd	-19.5	Rodón	Zimmermann	23,784	1,411,464
8/16	122	@MIN	L	15-8	50-72	3rd	-20.0	May	Liriano	25,108	
8/17	123	@MIN	L	5-4	50-73	3rd	-21.0	Gibson	Boyd	26,605	
8/18	124	@MIN	W	7-5	51-73	3rd	-20.0	Carpenter	Duffey	31,904	
8/19	125	@MIN	L	5-4	51-74	3rd	-21.0	Hildenberger	Wilson	27,917	
8/20		OFF DAY				3rd	-21.5				
8/21	126	CHC	W	2-1	52-74	3rd	-21.5	Zimmermann	Hendricks	26,638	1,438,102

2018 REVIEW



2018 TIGERS DAY-BY-DAY-RESULTS

Date	GM	Opp	W/L	Score	Rec.	Pos	+/-	Winner	Loser	Atten.	Home Atten.
8/22	127	CHC	L	8-2	52-75	3rd	-21.5	Lester	Liriano	28,286	1,466,388
8/23	128	CWS	W	7-2	53-75	3rd	-20.5	Boyd	Shields	22,247	1,488,635
8/24	129	CWS	L	6-3	53-76	3rd	-20.5	Vieira	Jiménez	23,191	1,511,826
8/25	130	CWS	L	6-1	53-77	3rd	-20.5	Giolito	Carpenter	26,183	1,538,009
8/26	131	CWS	L	7-2	53-78	3rd	-21.5	Kopecch	Zimmermann	34,036	1,572,045
8/27		OFF DAY				3rd	-21.5				
8/28	132	@KC	L	6-2	53-79	3rd	-22.5	JUNIS	Boyd	16,888	
8/29	133	@KC	L	9-2	53-80	T-3rd	-22.5	Duffy	Fulmer	17,091	
8/30	134	@NYY	W	8-7	54-80	3rd	-22.5	Wilson	Betances	37,195	
8/31	135	@NYY	L	7-5	54-81	T-3rd	-23.5	Britton	Jiménez	41,026	
AUGUST TOTALS: 8-19, .243 AVG, 5.27 ERA											
9/1	136	@NYY	L	2-1	54-82	T-3rd	-23.5	Tanaka	Norris	42,816	
9/2	137	@NYY	W	11-7	55-82	T-3rd	-22.5	Boyd	Lynn	43,721	
9/3	138	@CWS	L	4-2	55-83	4th	-22.5	Fry	Greene	15,540	
9/4	139	@CWS	W	8-3	56-83	T-3rd	-22.5	Liriano	Giolito	13,012	
9/5	140	@CWS	W	10-2	57-83	3rd	-22.5	Zimmermann	Kopecch	16,036	
9/6		OFF DAY				3rd	-23.0				
9/7	141	STL	W	5-3	58-83	3rd	-22.0	Greene	Hicks	21,268	1,593,313
9/8	142	STL	W	4-3	59-83	3rd	-22.0	Greene	Norris	30,268	1,623,581
9/9	143	STL	L	5-2	59-84	3rd	-22.0	Gant	Fulmer	22,212	1,645,793
9/10	144	HOU	L	3-2	59-85	3rd	-22.0	Verlander	Liriano	19,711	1,665,504
9/11	145	HOU	L	5-4	59-86	3rd	-23.0	Harris	Zimmermann	19,432	1,684,936
9/12	146	HOU	L	5-4	59-87	3rd	-23.0	Cole	Norris	22,666	1,707,602
9/13		OFF DAY				3rd	-23.0				
9/14	147	@CLE	W	5-4	60-87	3rd	-22.0	VerHagen	Cimber	26,952	
9/15	148	@CLE	L	15-0	60-88	3rd	-23.0	Clevinger	Fulmer	26,532	
9/16	149	@CLE	W	6-4	61-88	3rd	-22.0	Liriano	Bieber	24,862	
9/17	150	MIN	L	6-1	61-89	3rd	-22.5	Stewart	Zimmermann	19,004	1,726,606
9/18	151	MIN	L	5-3	61-90	3rd	-23.5	Odorizzi	Norris	19,740	1,746,346
9/19	152	MIN	L	8-2	61-91	3rd	-24.5	Gonsalves	Turnbull	19,296	1,765,642
9/20	153	KC	W	11-8	62-91	3rd	-23.5	Reininger	López	20,282	1,785,924
9/21	154	KC	L	4-3	62-92	3rd	-23.5	Kennedy	Liriano	22,001	1,807,925
9/22	155	KC	W	5-4	63-92	3rd	-23.5	Jiménez	Hammel	24,815	1,832,740
9/23	156	KC	L	3-2	63-93	3rd	-24.5	Keller	VerHagen	24,230	1,856,970
9/24		OFF DAY				3rd	-25.0				
9/25	157	@MIN	W	4-2	64-93	3rd	-24.0	Alcántara	Hildenberger	23,849	
9/26	158	@MIN	L	11-4	64-94	3rd	-25.0	Duffey	Boyd	21,316	
9/27	159	@MIN	L	9-3	64-95	3rd	-25.0	Gonsalves	Liriano	22,342	
9/28	160	@MIL	L	6-5	64-96	3rd	-26.0	Soria	Alcántara	44,770	
9/29	161	@MIL	L	6-5	64-97	3rd	-26.0	Soria	Stumpff	45,520	
9/30	162	@MIL	L	11-0	64-98	3rd	-27.0	Gonzalez	Turnbull	41,848	
SEPTEMBER TOTALS: 10-17, .242 AVG, 4.79 ERA											

*Denotes a sellout at Comerica Park

WON-LOST RECORD BY DAY

	WON	LOST	PCT
Monday	7	11	.389
Tuesday	8	16	.333
Wednesday	9	16	.360
Thursday	9	7	.563
Friday	8	18	.308
Saturday	14	12	.538
Sunday	9	18	.333

WON-LOST RECORD BY MONTH

	WON	LOST	PCT
March	0	1	.000
April	11	15	.423
May	15	14	.517
June	10	18	.357
July	10	14	.417
August	8	19	.296
September	10	17	.370

DETROIT TIGERS GENERAL MANAGER (SINCE 1946)

General Manager	Years
George Trautman	1946-48
Billy Evans	1949-51
Charlie Gehringer (Vice President)	1951-53
Muddy Ruel	1954-56
Walter Briggs, Jr.	1957
John McHale, Sr.	1958
Rick Ferrell (Vice President, Director of Major League Personnel)	1959-62
James A. Campbell	1962-83
William Lajoie	1984-90
Joe McDonald (Senior Vice President, Player Procurement and Development)	1991-92
Jerry Walker	1993-94
Joe Klein	1995
Randy Smith	1996-2002
David Dombrowski	2002-2015
Al Avila (Executive Vice President, Baseball Operations)	2015-present

2018 TIGERS FIELDING STATISTICS



PITCHERS

PLAYER	PCT.	G	GS	PO	A	E	TC	DP	TP
Alcántara	1.000	27	0	1	1	0	2	0	0
Baez	1.000	9	0	1	0	0	1	0	0
Barbato	.000	7	0	0	0	0	0	0	0
Bell	.000	3	0	0	0	0	0	0	0
Boyd	.895	31	31	9	8	2	19	1	0
Carpenter	.857	6	5	0	6	1	7	1	0
Coleman	1.000	51	0	4	6	0	10	1	0
Farmer	.917	66	1	3	8	1	12	0	0
Fiers	1.000	21	21	7	8	0	15	0	0
Fulmer	1.000	24	24	11	14	0	25	0	0
Greene	.875	66	0	4	3	1	8	0	0
Hall	1.000	5	0	0	2	0	2	0	0
Hardy	.929	30	13	4	9	1	14	1	0
Jiménez	.833	68	0	4	1	1	6	0	0
Lewicki	1.000	13	3	2	3	0	5	0	0
Liriano	1.000	27	26	2	19	0	21	0	0
McAllister	.000	3	0	0	0	0	0	0	0
Norris	1.000	11	8	2	2	0	4	0	0
Reininger	1.000	18	0	0	4	0	4	0	0
Saupold	.875	31	0	4	3	1	8	0	0
Smoker	.000	1	0	0	0	0	0	0	0
Stumpf	1.000	56	0	2	2	0	4	0	0
Turnbull	1.000	4	3	1	3	0	4	0	0
Turner	1.000	1	1	0	1	0	1	0	0
VerHagen	1.000	41	1	1	7	0	8	0	0
Wilson	1.000	59	0	4	12	0	16	0	0
Zimmermann	1.000	25	25	9	21	0	30	1	0

CATCHERS

PLAYER	PCT.	G	GS	PO	A	E	TC	DP	TP	PB
Greiner	.996	30	30	238	12	1	251	1	0	3
Hicks	.987	21	20	142	13	2	157	3	0	0
McCann	.994	114	112	847	50	5	902	10	0	5
Saltalamacchia	.000	1	0	0	0	0	0	0	0	0

FIRST BASEMEN

PLAYER	PCT.	G	GS	PO	A	E	TC	DP	TP
Adduci	.981	48	43	351	14	7	372	22	0
Cabrera	.996	32	32	248	13	1	262	22	0
Goodrum	.984	37	22	169	16	3	188	15	0
Hicks	.986	59	56	402	33	6	441	48	0
Martinez	1.000	1	1	1	0	0	1	0	0
Rodriguez	.967	10	7	53	5	2	60	3	0
Saltalamacchia	.917	1	1	11	0	1	12	0	0

SECOND BASEMEN

PLAYER	PCT.	G	GS	PO	A	E	TC	DP	TP
Castro	1.000	2	1	4	3	0	7	1	0
Goodrum	.967	64	59	85	147	8	240	23	0
Kozma	1.000	4	2	8	7	0	15	6	0
Lugo	.964	27	26	37	44	3	84	6	0
Machado	.982	64	61	119	157	5	281	45	0
Rodriguez	.984	17	13	20	40	1	61	9	0

THIRD BASEMEN

PLAYER	PCT.	G	GS	PO	A	E	TC	DP	TP
Candelario	.973	140	139	116	241	10	367	26	0
Goodrum	.920	10	9	9	14	2	25	2	0
Kozma	1.000	6	6	4	12	0	16	0	0
Rodriguez	.895	12	8	5	12	2	19	0	0

SHORTSTOPS

PLAYER	PCT.	G	GS	PO	A	E	TC	DP	TP
Castro	1.000	4	1	3	5	0	8	1	0
Goodrum	.926	12	10	9	16	2	27	4	0
Iglesias	.983	122	120	148	316	8	472	63	0
Kozma	1.000	15	12	18	35	0	53	7	0
Rodriguez	.921	24	19	25	45	6	76	5	0

OUTFIELDERS

PLAYER	PCT.	G	GS	PO	A	E	TC	DP	TP
Castellanos	.990	142	142	287	10	3	300	0	0
Gerber	1.000	12	12	25	1	0	26	0	0
Goodrum	.971	19	17	33	0	1	34	0	0
Jones	.997	120	117	284	8	1	293	2	0
Mahtook	.976	61	57	120	3	3	126	2	0
Martin	.992	74	73	228	9	2	239	1	0
Reyes	1.000	63	53	111	4	0	115	1	0
Rodriguez	.000	1	0	0	0	0	0	0	0
Stewart	.953	15	15	41	0	2	43	0	0

INTERLEAGUE ACTION

Since 1997, the Tigers have compiled a 212-191 record (.526) during Interleague action. Since Comerica Park opened in 2000, Detroit is 111-66 (.627) during Interleague action at the park. The following is a year-by-year Interleague breakdown:

Year	Home	Road	Record
1997	6-3	2-4	8-7
1998	2-6	5-3	7-9
1999	4-5	4-5	8-10
2000	6-3	4-5	10-8
2001	5-4	5-4	10-8
2002	3-6	3-6	6-12
2003	1-8	3-6	4-14
2004	7-2	2-7	9-9
2005	6-3	3-6	9-9
2006	8-1	7-2	15-3
2007	6-3	8-1	14-4
2008	8-1	5-4	13-5
2009	7-2	3-6	10-8
2010	8-1	3-6	11-7
2011	4-5	3-6	7-11
2012	6-3	5-4	11-7
2013	9-1	3-7	12-8
2014	8-2	4-6	12-8
2015	3-7	6-4	9-11
2016	7-3	6-4	13-7
2017	4-6	4-6	8-12
2018	5-5	1-9	6-14



2018 TIGERS CLUB STATISTICS

WON-LOST BREAKDOWN

	Home W-L	Road W-L	Total W-L
vs. Baltimore	3-0	1-2	4-2
vs. Boston	1-2	1-2	2-4
vs. New York (AL)	1-2	2-2	3-4
vs. Tampa Bay	2-1	0-3	2-4
vs. Toronto	2-1	2-2	4-3
Totals vs. East	9-6	6-11	15-17

	Home W-L	Road W-L	Total W-L
vs. Chicago (AL)	4-6	8-1	12-7
vs. Cleveland	4-5	2-8	6-13
vs. Kansas City	5-5	3-6	8-11
vs. Minnesota	4-5	3-7	7-12
Totals vs. Central	17-21	16-22	33-43

	Home W-L	Road W-L	Total W-L
vs. Houston	0-3	1-2	1-5
vs. Los Angeles (AL)	3-1	0-3	3-4
vs. Oakland	0-4	0-3	0-7
vs. Seattle	2-1	1-3	3-4
vs. Texas	2-2	1-2	3-4
Totals vs. West	7-11	3-13	10-24
Totals vs. AL	33-38	25-46	58-84

	Home W-L	Road W-L	Total W-L
vs. Chicago (NL)	1-1	0-2	1-3
vs. Cincinnati	2-0	0-2	2-2
vs. Milwaukee	0-0	0-3	0-3
vs. Pittsburgh	0-3	1-2	1-5
vs. St. Louis	2-1	0-0	2-1
Totals vs. NL	5-5	1-9	6-14
Totals vs. All Clubs	38-43	26-55	64-98

MISCELLANEOUS BREAKDOWN

	Home W-L	Road W-L	Total W-L
Shutouts	1-6	1-12	2-18
SHO - Individual	0-0	0-0	0-0
Extra Innings	3-1	2-4	5-5
One-Run Decisions	14-13	8-17	22-30
Two-Run Decisions	8-7	6-10	14-17
vs. LH Starters	11-11	8-13	19-24
vs. RH Starters	27-32	18-42	45-74
Grass Fields	38-43	24-50	62-93
Artificial Fields	0-0	2-5	2-5
Day Games	17-20	13-21	30-41
Night Games	21-23	13-34	34-57

	Won	Lost
Starters	36	67
Relievers	28	31
Streaks	5	11

	Won	Lost	Split
Doubleheaders	0	0	1
Home	0	0	1
Road	0	0	1

	Detroit	Opponents
Double Plays	126	134
Triple Plays	0	0
Left on Base	1071	1058
Grand Slams	3	6
Home Runs - Home	64	99
Home Runs - Road	71	117

ATTENDANCE

	Total	Average
Home	1,856,970 (80 Dates)	23,212
Road	2,092,634 (80 Dates)	26,158

RUNS BY INNING

	1	2	3	4	5	6	7	8	9	10+	Total
Tigers	94	60	64	78	74	60	66	70	57	7	630
Opponents	97	78	97	97	96	86	101	84	53	7	796

OFFENSE BY BATTING ORDER

	1	2	3	4	5	6	7	8	9
Home Runs	15	18	23	19	15	15	16	6	8
RBI	51	65	93	89	61	71	61	62	44

OFFENSE BY POSITION

	C	1B	2B	3B	SS	LF	CF	RF	DH	P	PH
Home Runs	11	15	9	21	8	16	14	26	14	0	1
RBI	61	77	51	62	67	56	51	98	67	0	7

RECORD WHEN TIGERS...

Lead After Six: 47-9
 Lead After Seven: 51-5
 Lead After Eight: 56-2
 Score First: 41-39
 Score Four Runs-or-Less: 23-81

Tied After Six: 8-15
 Tied After Seven: 6-14
 Tied After Eight: 5-11
 Opponents Score First: 23-59
 Score Five Runs-or-More: 41-17

Trail After Six: 9-74
 Trail After Seven: 7-79
 Trail After Eight: 3-85

2018 TIGERS CLUB STATISTICS



	HOME RUNS				LAST HR	MULTI-HIT GAMES					MULTI-RBI GAMES				
	1R	2R	3R	GS		2H	3H	4H	5H	TOTAL	2BI	3BI	4BI	5BI	TOTAL
Adduci	2		1		9/16/2018 at CLE	9	3			12	4		1		5
Cabrera	2		1		4/28/2018 at BAL	6	3	1		10	3	2		1	6
Candelario	14	5			9/14/2018 at CLE	21	6	1		28	6	3			9
Castellanos	10	10	2	1	9/29/2018 at MIL	37	17	1	1	56	15	2	2	2	21
Castro					No ML Home Runs					0					0
Gerber					No ML Home Runs		1			1					0
Goodrum	10	5	1		9/3/2018 at CWS	16	3	3		22	6	2		1	9
Greiner					No ML Home Runs		3			3	2	1			3
Hicks	5	3	1		7/15/2018 at HOU	13	3			16	8	1			9
Iglesias		4	1		8/10/2018 vs. MIN	22	5			27	8	3	1		12
Jones	7	3	1		9/11/2018 vs. HOU	22	1			23	8	1			9
Kozma	1				5/9/2018 at TEX		3			3	1				1
Lugo		1			9/28/2018 at MIL	2	2			4	2				2
Machado	1				4/18/2018 vs. BAL	8				8	2	1			3
Mahtook	6	2	1		9/22/2018 vs. KC	9	1			10	5	1	1		7
Martinez	4	4	1		9/3/2018 at CWS	23	7			30	10	2	1		13
McCann	5	2		1	9/12/2018 vs. HOU	16	4			20	6	1	1		8
Reyes	1				9/2/2018 at NYY	6	1	1		8	2				2
Rodriguez	3	2			9/21/2018 vs. KC	6	3			9	5				5
Saltalamacchia					8/29/2016 vs. CWS					0					0
Stewart		1	1		9/20/2018 vs. KC (2)	1	2			3	1			1*	2

*6 RBI on 9/20 vs. KC

STARTING LINEUP BY POSITION

	CA	1B	2B	3B	SS	LF	CF	RF	DH
Adduci	43								3
Cabrera	32								5
Candelario				139					
Castellanos								142	14
Castro			1		1				
Gerber						7	4	1	
Goodrum		22	59	9	10	10		7	
Greiner	30								
Hicks	20	56							
Iglesias					120				
Jones						52	65		
Kozma			2	6	12				
Lugo			26						
Machado			61						
Mahtook						51	1	5	1
Martin						73			2
Martinez		1							123
McCann	112								3
Reyes						27	19	7	
Rodriguez		7	13	8	19				
Saltalamacchia		1							
Stewart						15			1

STARTING LINEUP BY BATTING ORDER

	1st	2nd	3rd	4th	5th	6th	7th	8th	9th
Adduci	9								
Cabrera			37						
Candelario	48	52	13	14	6	3	2	1	
Castellanos		38	93	25					
Castro		1							1
Gerber	5						1	2	4
Goodrum	4	10	12	29	33	23	5	1	
Greiner						5	20	5	
Hicks		1		20	22	29	4		
Iglesias	1	20					1	97	1
Jones	19	6			8	20	31	8	25
Kozma		5						3	12
Lugo								3	18
Machado	2	1						3	1
Mahtook	10	2	1	1	14	15	14	1	
Martin	70						2	3	
Martinez			6	63	53	2			
McCann				6	7	40	52	10	
Reyes								2	7
Rodriguez	3	1			2	14	13	8	6
Saltalamacchia								1	
Stewart			16						
Pitchers									10

TIGERS GAMES OF 18 INNINGS-OR-MORE

The Tigers lost to the Blue Jays, 6-5, in 19 innings on August 10, 2014, making it the longest game (by innings) of the 2014 season. Since 1914, the Tigers have played 11 games of 18 innings-or-more. The following is the list of Tigers games that have gone at least 18 innings.

Innings	Date	Opponent	Result
24	July 21, 1945	at Philadelphia	T, 1-1
22	June 24, 1962	New York	L, 9-7
21	May 14, 1929	at Chicago	W, 6-5
19	June 17, 1967	Kansas City	L, 6-5
19	August 23, 1968	at New York	T, 3-3
19	April 27, 1984	Cleveland	L, 8-4
19	August 10, 2014	at Toronto	L, 6-5
18	August 4, 1918	Washington	W, 7-6
18	June 9, 1982	Cleveland	W, 4-3
18	September 11, 1988	at New York	L, 5-4
18	June 5, 2001	at Boston	L, 4-3

Source: Baseball Reference



2018 TIGERS TRANSACTIONS

JANUARY

11 Claimed **RHP Johnny Barbatto** off waivers from Pittsburgh

FEBRUARY

23 Signed **LHP Francisco Liriano** as a free agent; designated **LHP Jairo Labourt** for assignment

MARCH

2 **LHP Jairo Labourt** claimed off waivers by Cincinnati

6 Optioned **INF Dawel Lugo** to Triple A Toledo

9 Optioned **LHP Gregory Soto** to Single A Lakeland; optioned **RHP Spencer Turnbull** to Double A Erie; optioned **RHP Artie Lewicki** to Triple A Toledo; optioned **RHP Gerson Moreno** to Double A Erie; optioned **RHP Zac Reiningger** to Triple A Toledo

13 Optioned **RHP Sandy Baez** to Double A Erie; optioned **LHP Ryan Carpenter** to Triple A Toledo; optioned **RHP Eduardo Jimenez** to Single A Lakeland; optioned **C Grayson Greiner** to Triple A Toledo; optioned **INF Sergio Alcántara** to Double A Erie; optioned **OF Mike Gerber** to Triple A Toledo

22 Optioned **LHP Chad Bell** to Triple A Toledo; optioned **LHP Blaine Hardy** to Triple A Toledo

25 Outrighted **LHP Blaine Hardy** to Triple A Toledo

28 Placed **RHP Johnny Barbatto** on 10-day DL (right forearm strain), retroactive to March 26; placed **RHP Mike Fiers** on 10-day DL (lumbar strain), retroactive to March 26; selected **INF Niko Goodrum** from Triple A Toledo

APRIL

1 Appointed **LHP Ryan Carpenter** as the 26th man from Triple A Toledo; returned Carpenter to Triple A Toledo

5 Reinstated **RHP Johnny Barbatto** from 10-day DL; optioned Barbatto to Triple A Toledo

7 Optioned **RHP Warwick Saupold** to Triple A Toledo

8 Reinstated **RHP Mike Fiers** from 10-day DL

11 Optioned **OF Mikie Mahtook** to Triple A Toledo

12 Recalled **LHP Chad Bell** from Triple A Toledo

19 Optioned **LHP Chad Bell** to Triple A Toledo

20 Recalled **RHP Warwick Saupold** from Triple A Toledo; appointed **OF Mike Gerber** as the 26th man from Triple A Toledo; returned Gerber to Triple A Toledo

23 Designated **RHP Drew VerHagen** for assignment; recalled **OF Mike Gerber** from Triple A Toledo

25 Appointed **RHP Artie Lewicki** as the 26th man from Triple A Toledo; returned Lewicki to Triple A Toledo; optioned **OF Mike Gerber** to Triple A Toledo

26 Recalled **RHP Johnny Barbatto** from Triple A Toledo

27 Outrighted **RHP Drew VerHagen** to Triple A Toledo

30 Placed **LHP Daniel Norris** on 10-day DL (left groin strain); recalled **LHP Chad Bell** from Triple A Toledo

MAY

3 Optioned **LHP Chad Bell** to Triple A Toledo

4 Recalled **C Grayson Greiner** from Triple A Toledo; placed **1B Miguel Cabrera** on 10-day DL (right hamstring strain); selected **LHP Blaine Hardy** from Triple A Toledo

8 Placed **RHP Alex Wilson** on 10-day DL (left plantar fascia strain); recalled **RHP Zac Reiningger** from Triple A Toledo; transferred **LHP Daniel Norris** to 60-day DL; placed **RHP Jordan Zimmermann** on 10-day DL (right shoulder impingement), retroactive to May 6; selected **INF Pete Kozma** from Triple A Toledo

9 Placed **OF Leonys Martin** on 10-day DL (left hamstring strain); recalled **OF Mikie Mahtook** from Triple A Toledo

11 Optioned **RHP Johnny Barbatto** to Triple A Toledo

12 Selected **RHP Louis Coleman** from Triple A Toledo; designated **LHP Chad Bell** for assignment; appointed **LHP Ryan Carpenter** as the 26th man from Triple A Toledo; returned Carpenter to Triple A Toledo

14 Placed **INF Jeimer Candelario** on 10-day DL (left wrist tendinitis), retroactive to May 13; recalled **INF Dawel Lugo** from Triple A Toledo

15 **LHP Chad Bell** claimed off waivers by Atlanta; optioned **INF Dawel Lugo** to Triple A Toledo; optioned **RHP Zac Reiningger** to Triple A Toledo

16 Recalled **LHP Ryan Carpenter** from Triple A Toledo; recalled **RHP Artie Lewicki** from Triple A Toledo

18 Optioned **LHP Ryan Carpenter** to Triple A Toledo; reinstated **OF Leonys Martin** from 10-day DL

25 Optioned **OF Mikie Mahtook** to Triple A Toledo; reinstated **INF Jeimer Candelario** from 10-day DL

30 Placed **LHP Daniel Stumpf** on 10-day DL (ulnar nerve irritation), retroactive to May 29; recalled **RHP Johnny Barbatto** from Triple A Toledo; placed **LHP Francisco Liriano** on 10-day DL (right hamstring strain), retroactive to May 27; recalled **LHP Ryan Carpenter** from Triple A Toledo; optioned **C Grayson Greiner** to Triple A Toledo

31 Selected **INF Ronny Rodriguez** from Triple A Toledo

JUNE

1 Placed **LHP Ryan Carpenter** on 10-day DL (right oblique strain); unconditionally released **RHP Gerson Moreno**; recalled **RHP Zac Reiningger** from Triple A Toledo; reinstated **1B Miguel Cabrera** from 10-day DL; designated **INF Pete Kozma** for assignment

3 Optioned **RHP Johnny Barbatto** to Triple A Toledo

4 Selected **RHP Drew VerHagen** from Triple A Toledo; appointed **RHP Sandy Baez** as the 26th man from Double A Erie; returned Baez to Double A Erie; outrighted **INF Pete Kozma** to Triple A Toledo

6 Optioned **INF Ronny Rodriguez** to Triple A Toledo

7 Reinstated **RHP Alex Wilson** from 10-day DL

10 Optioned **RHP Zac Reiningger** to Triple A Toledo

12 Recalled **C Grayson Greiner** from Triple A Toledo

13 Placed **1B Miguel Cabrera** on 10-day DL (ruptured left biceps tendon); recalled **INF Ronny Rodriguez** from Triple A Toledo

15 Optioned **RHP Artie Lewicki** to Triple A Toledo

16 Reinstated **RHP Jordan Zimmermann** from 10-day DL

20 Placed **RHP Drew VerHagen** on 10-day DL (nasal fracture); recalled **RHP Johnny Barbatto** from Triple A Toledo

22 Optioned **INF Ronny Rodriguez** to Triple A Toledo

23 Reinstated **LHP Francisco Liriano** from 10-day DL; placed **RHP Johnny Barbatto** on 10-day DL (right shoulder rotator cuff tendinitis); recalled **RHP Artie Lewicki** from Triple A Toledo

JULY

2 Placed **OF Leonys Martin** on 10-day DL (left hamstring strain); recalled **OF Mikie Mahtook** from Triple A Toledo; placed **RHP Shane Greene** on 10-day DL (right shoulder strain); reinstated **LHP Daniel Stumpf** from 10-day DL; optioned **C Grayson Greiner** to Triple A Toledo

3 Transferred **1B Miguel Cabrera** to 60-day DL; selected **OF Jim Adduci** from Triple A Toledo

4 Optioned **RHP Warwick Saupold** to Triple A Toledo

5 Recalled **INF Ronny Rodriguez** from Triple A Toledo; selected **RHP Victor Alcántara** from Triple A Toledo; designated **INF Dixon Machado** for assignment



- 8 Outrighted **INF Dixon Machado** to Triple A Toledo; optioned **RHP Artie Lewicki** to Triple A Toledo
- 9 Reinstated **RHP Drew VerHagen** from 10-day DL
- 11 Optioned **RHP Victor Alcántara** to Triple A Toledo
- 13 Reinstated **RHP Shane Greene** from 10-day DL
- 20 Optioned **OF Mikie Mahtook** to Triple A Toledo; reinstated **OF Leonys Martin** from 10-day DL; placed **RHP Michael Fulmer** on 10-day DL (left oblique strain); recalled **RHP Victor Alcántara** from Triple A Toledo
- 21 Transferred the option of **RHP Spencer Turnbull** from Double A Erie to Single A Lakeland
- 26 Transferred the option of **RHP Spencer Turnbull** from Single A Lakeland to Double A Erie; reinstated **LHP Ryan Carpenter** from 10-day DL; optioned **Carpenter** to Triple A Toledo
- 27 Reinstated **RHP Johnny Barbató** from 10-day DL; optioned **Barbató** to Triple A Toledo
- 28 Claimed **LHP Josh Smoker** off waivers from Pittsburgh; optioned **Smoker** to Triple A Toledo; designated **RHP Warwick Saupold** for assignment
- 30 Outrighted **RHP Warwick Saupold** to Triple A Toledo
- 31 Acquired **INF Willi Castro** from Cleveland in exchange for **OF Leonys Martin** and **RHP Kyle Dowdy**; recalled **OF Mike Gerber** from Triple A Toledo

AUGUST

- 6 Acquired two players to be named later (**RHP Nolan Blackwood** & **RHP Logan Shore**) from Oakland in exchange for **RHP Mike Fiers**
- 7 Selected **RHP Jacob Turner** from Triple A Toledo
- 8 Placed **C John Hicks** on 10-day DL (right groin strain), retroactive to August 7; recalled **RHP Artie Lewicki** from Triple A Toledo; optioned **LHP Daniel Stumpf** to Triple A Toledo; recalled **C Grayson Greiner** from Triple A Toledo
- 10 Signed **RHP Zach McAllister** as a free agent; designated **RHP Jacob Turner** for assignment
- 13 Outrighted **RHP Jacob Turner** to Triple A Toledo; recalled **OF Mikie Mahtook** from Triple A Toledo; placed **OF JaCoby Jones** on 10-day DL (right hamstring strain)
- 15 Placed **RHP Artie Lewicki** on 10-day DL (right elbow inflammation), retroactive to August 14; recalled **RHP Zac Reiningger** from Triple A Toledo
- 17 Placed **LHP Blaine Hardy** on 10-day DL (left elbow tendinitis), retroactive to August 15; recalled **LHP Ryan Carpenter** from Triple A Toledo
- 19 Recalled **LHP Daniel Stumpf** from Triple A Toledo; designated **RHP Zach McAllister** for assignment
- 21 Outrighted **RHP Zach McAllister** to Triple A Toledo; McAllister elected free agency
- 23 Optioned **RHP Zac Reiningger** to Triple A Toledo
- 24 Reinstated **RHP Michael Fulmer** from 10-day DL
- 25 Transferred the option of **RHP Spencer Turnbull** from Double A Erie to Triple A Toledo; optioned **LHP Ryan Carpenter** to Triple A Toledo
- 26 Recalled **LHP Josh Smoker** from Triple A Toledo; optioned **OF Mike Gerber** to Triple A Toledo
- 27 Reinstated **OF JaCoby Jones** from 10-day DL
- 30 Placed **SS José Iglesias** on 10-day DL (lower abdominal strain); recalled **INF Dawel Lugo** from Triple A Toledo; optioned **LHP Josh Smoker** to Triple A Toledo
- 31 Reinstated **LHP Blaine Hardy** from Triple A Toledo

SEPTEMBER

- 1 Reinstated **LHP Daniel Norris** from 60-day DL; recalled **RHP Sandy Baez** from Double A Erie
- 6 Transferred **C John Hicks** to 60-day DL; claimed **OF Dustin Peterson** off waivers from Atlanta; optioned **Peterson** to Triple A Toledo
- 9 Recalled **RHP Zac Reiningger** from Triple A Toledo; selected **C Jarrod Saltalamacchia** from Triple A Toledo; transferred **RHP Artie Lewicki** to 60-day DL; selected **OF Christin Stewart** from Triple A Toledo; unconditionally released **LHP Josh Smoker**
- 11 Recalled **RHP Spencer Turnbull** from Triple A Toledo; selected **LHP Matt Hall** from Triple A Toledo; designated **RHP Johnny Barbató** for assignment
- 13 Outrighted **RHP Johnny Barbató** to Triple A Toledo
- 14 Transferred **SS José Iglesias** to 60-day DL; selected **INF Pete Kozma** from Triple A Toledo
- 21 Placed **RHP Michael Fulmer** on 60-day DL (right lateral meniscus tear); selected **INF Harold Castro** from Triple A Toledo

OCTOBER

- 1 Recalled **RHP Eduardo Jimenez** from Single A Lakeland; recalled **INF Willi Castro** from Triple A Toledo; recalled **LHP Gregory Soto** from Single A Lakeland; recalled **OF Mike Gerber** from Triple A Toledo; recalled **OF Dustin Peterson** from Triple A Toledo; recalled **INF Sergio Alcántara** from Double A Erie; recalled **LHP Ryan Carpenter** from Triple A Toledo
- 3 **INF Dixon Machado** elected free agency; **RHP Jacob Turner** elected free agency
- 24 Outrighted **OF Jim Adduci** to Triple A Toledo; Adduci elected free agency; outrighted **INF Harold Castro** to Triple A Toledo; outrighted **RHP Louis Coleman** to Triple A Toledo; Coleman elected free agency; outrighted **INF Pete Kozma** to Triple A Toledo; Kozma elected free agency; **RHP Artie Lewicki** was claimed off waivers by Arizona
- 29 Reinstated **1B Miguel Cabrera** from 60-day DL; reinstated **RHP Michael Fulmer** from 60-day DL; reinstated **C John Hicks** from 60-day DL; **INF José Iglesias** elected free agency; **LHP Francisco Liriano** elected free agency; **DH Victor Martínez** elected free agency; **C Jarrod Saltalamacchia** elected free agency

NOVEMBER

- 19 Selected **RHP Franklin Perez** from Single A Lakeland
- 30 Did not tender a contract to **C James McCann**; Did not tender a contract to **RHP Alex Wilson**

DECEMBER

- 4 Signed **LHP Matt Moore** as a free agent
- 10 **OF Mike Gerber** was claimed off waivers by San Francisco; signed **RHP Tyson Ross** as a free agent
- 13 Selected **RHP Reed Garrett** from Texas in the Major League phase of the Rule 5 Draft
- 14 Signed **INF Jordy Mercer** as a free agent



2018 INSTANT REPLAY REVIEWS

Date	Opponent	Challenged By	Inning	Play	Ruling	Time
March 30, 2018	Pittsburgh	Detroit	T4	Marte safe at first	Overturned	0:53
March 30, 2018	Pittsburgh	Pittsburgh	B10	Castellanos safe at home	Overturned	3:37
April 1, 2018	Pittsburgh (Gm. 2)	Crew Chief	T2	Polanco foul ball/no home run	Confirmed	1:27
April 1, 2018	Pittsburgh (Gm. 2)	Crew Chief	T3	Harrison double/no home run	Overturned	0:57
April 2, 2018	Kansas City	Kansas City	T9	Orlando out at first	Overturned	1:24
April 5, 2018	at Chicago (AL)	Chicago (AL)	T2	Martin safe at second	Overturned	1:02
April 5, 2018	at Chicago (AL)	Chicago (AL)	T4	McCann safe at first	Overturned	0:49
April 5, 2018	at Chicago (AL)	Detroit	T10	Iglesias out at second	Overturned	1:05
April 7, 2018	at Chicago (AL)	Detroit	T4	Jones out at second	Overturned	2:15
April 7, 2018	at Chicago (AL)	Chicago (AL)	T6	Iglesias safe at first	Overturned	0:37
April 9, 2018	at Cleveland	Detroit	B7	Zimmer safe at second	Overturned	1:04
April 10, 2018	at Cleveland	Detroit	T2	Goodrum out at second	Overturned	2:53
April 13, 2018	New York (AL)	New York (AL)	T3	Torreyes out at second	Overturned	1:36
April 18, 2018	Baltimore	Detroit	B7	Iglesias out at first	Overturned	0:49
April 20, 2018	Kansas City (Gm. 1)	Kansas City	B6	Candelario safe at first	Overturned	1:21
April 25, 2018	at Pittsburgh (Gm. 1)	Pittsburgh	B3	Marte out at second	Overturned	2:16
April 25, 2018	at Pittsburgh (Gm. 2)	Detroit	B5	Freese safe at first	Overturned	1:14
April 25, 2018	at Pittsburgh (Gm. 2)	Detroit	B8	Mercer safe at home	Confirmed	1:13
April 26, 2018	at Pittsburgh	Pittsburgh	T8	Martin safe at first	Stands	1:15
April 26, 2018	at Pittsburgh	Crew Chief	B9	Dickerson home run/no interference	Stands	1:32
May 4, 2018	at Kansas City	Detroit	B5	Jay no violation of slide rule	Confirmed	0:48
May 4, 2018	at Kansas City	Detroit	B5	Duda safe at first	Overturned	0:48
May 4, 2018	at Kansas City	Kansas City	T7	McCann safe at second	Overturned	0:34
May 7, 2018	at Texas	Detroit	T7	Iglesias foul ball	Overturned	1:29
May 7, 2018	at Texas	Texas	T8	Castellanos safe at second	Overturned	1:43
May 12, 2018	Seattle	Detroit	T7	Cruz safe at second	Stands	1:44
May 12, 2018	Seattle	Seattle	T7	Healy out at home	Confirmed	1:15
May 17, 2018	at Seattle	Seattle	T1	Castellanos safe at second	Stands	1:40
May 21, 2018	at Minnesota	Detroit	B5	Kepler safe at home	Overturned	2:23
May 22, 2018	at Minnesota	Detroit	T5	Iglesias out at first	Stands	1:39
May 22, 2018	at Minnesota	Minnesota	B7	Rosario out at first	Stands	1:31
May 25, 2018	Chicago (AL)	Chicago (AL)	B8	Martin safe at home	Stands	1:47
May 26, 2018	Chicago (AL)	Detroit	B6	McCann out at first	Stands	1:58
May 28, 2018	Los Angeles (AL)	Crew Chief	B7	Martin home run/no interference	Confirmed	0:31
June 1, 2018	Toronto	Detroit	T2	Grichuk safe at first	Overturned	0:55
June 1, 2018	Toronto	Detroit	B6	Jones out at second	Stands	1:50
June 4, 2018	New York (AL) (Gm. 1)	Detroit	T5	Gregorius safe at second	Overturned	1:15
June 5, 2018	at Boston	Boston	B1	Benintendi out at second	Overturned	1:43
June 5, 2018	at Boston	Detroit	B3	Bradley safe at first	Overturned	1:02
June 7, 2018	at Boston	Detroit	B3	Núñez safe at first	Overturned	0:54
June 10, 2018	Cleveland	Detroit	T6	Pérez hit by pitch	Confirmed	1:09
June 13, 2018	Minnesota	Detroit	B5	Reyes out at first	Overturned	2:27
June 20, 2018	at Cincinnati	Crew Chief	B6	Suárez double/no home run	Overturned	1:11
June 27, 2018	Oakland	Oakland	B7	Iglesias safe at second	Overturned	1:55
July 6, 2018	Texas	Texas	T3	DeShields out at second	Stands	2:02
July 9, 2018	at Tampa Bay	Detroit	B1	Bauers safe at home	Stands	1:43
July 11, 2018	at Tampa Bay	Tampa Bay	B8	Smith out at second	Overturned	1:54
July 20, 2018	Boston	Boston	T6	Bogaerts out at first	Overturned	1:00
July 22, 2018	Boston	Detroit	B7	McCann out at second	Stands	1:38
July 23, 2018	at Kansas City	Kansas City	T5	Iglesias safe at first	Overturned	0:59
August 1, 2018	Cincinnati	Cincinnati	T8	Votto out at second	Stands	1:19
August 3, 2018	at Oakland	Crew Chief	B2	Olson foul ball/no home run	Stands	0:55
August 3, 2018	at Oakland	Detroit	T13	Iglesias out at third	Confirmed	1:07
August 11, 2018	Minnesota	Minnesota	B4	Goodrum safe at third	Overturned	1:19
August 15, 2018	Chicago (AL)	Chicago (AL)	T3	Palka out at first	Overturned	0:42
August 15, 2018	Chicago (AL)	Detroit	T6	Davidson safe at second	Stands	2:08
August 16, 2018	at Minnesota	Minnesota	B2	Field out at first	Overturned	1:25
August 18, 2018	at Minnesota	Detroit	T5	Goodrum out at second	Overturned	0:43
August 21, 2018	Chicago (NL)	Detroit	T6	Schwarber safe at first	Stands	1:49
August 22, 2018	Chicago (NL)	Detroit	B6	Mahtook out at first	Stands	2:01
September 1, 2018	at New York (AL)	Detroit	B2	Sánchez safe at first	Overturned	1:09
September 2, 2018	at New York (AL)	New York (AL)	T8	Reyes safe at first	Overturned	0:55
September 4, 2018	at Chicago (AL)	Chicago (AL)	T8	Lugo safe at second	Overturned	1:18
September 11, 2018	Houston	Detroit	T7	White safe at first	Overturned	1:09
September 11, 2018	Houston	Houston	T9	Gurriel out at second	Confirmed	1:32

2018 INSTANT REPLAY REVIEWS



Date	Opponent	Challenged By	Inning	Play	Ruling	Time
September 12, 2018	Houston	Houston	B8	Mahtook safe at first	Overturned	0:46
September 14, 2018	at Cleveland	Cleveland	T8	Jones safe at second	Stands	1:31
September 17, 2018	Minnesota	Crew Chief	T9	Polanco foul ball/no home run	Confirmed	0:40
September 20, 2018	Kansas City	Crew Chief	T2	Goodwin home run	Stands	1:28
September 25, 2018	at Minnesota	Detroit	T8	Castro out at second	Overturned	1:21
September 25, 2018	at Minnesota	Crew Chief	T8	Goodrum out at second	Rules Check	2:08
September 26, 2018	at Minnesota	Crew Chief	B4	Field double/no home run	Overturned	1:05
September 26, 2018	at Minnesota	Minnesota	B5	Grossman out at second	Overturned	3:37
September 28, 2018	at Milwaukee	Milwaukee	T8	Candelario hit by pitch	Stands	1:36

Final Totals:

Tigers - 32 challenges (4 confirmed, 9 stands, 19 overturned)

Opponents - 32 challenges (2 confirmed, 7 stands, 22 overturned)

Crew Chief - 10 challenges (3 confirmed, 3 stands, 3 overturned, 1 rules check)

INSTANT REPLAY

Major League Baseball instituted use of instant replay for home runs during the 2008 season. Below is a list of instances in which replay was used involving the Tigers from 2008-13.

Date	Opponent	Player	Inning	On-Field Ruling	Replay Ruling
June 4, 2009	Boston	Jeff Larish	Sixth	No Home Run	No Home Run
June 19, 2009	Milwaukee	Miguel Cabrera	Third	No Home Run	Home Run
June 19, 2009	Milwaukee	Dusty Ryan	Fourth	Home Run	No Home Run
August 25, 2009	at Los Angeles (AL)	Curtis Granderson	Seventh	No Home Run	No Home Run
September 10, 2009	at Kansas City	Alberto Callaspo (KC)	Eighth	Home Run	Home Run
May 18, 2010	Chicago (AL)	Brandon Inge	Sixth	Home Run	No Home Run
September 2, 2010	at Minnesota	Austin Jackson	Second	No Home Run	No Home Run
September 6, 2010	Chicago (AL)	Brandon Inge	Eighth	Home Run	No Home Run
September 14, 2010	at Texas	David Murphy (TEX)	Fourth	Home Run	Home Run
September 15, 2010	at Texas	Ryan Raburn	First	No Home Run	No Home Run
September 20, 2010	Kansas City	Will Rhymes	Sixth	No Home Run	Home Run
April 2, 2011	at New York (AL)	Robinson Cano (NYY)	Fifth	No Home Run	No Home Run
April 10, 2011	Kansas City	Alex Avila	Sixth	Home Run	Home Run
July 19, 2011	Oakland	Carlos Guillen	Fifth	Home Run	Home Run
July 28, 2011	Los Angeles (AL)	Mark Trumbo (LAA)	Second	No Home Run	Home Run
August 13, 2011	at Baltimore	Blake Davis (BAL)	Second	Home Run	Home Run
September 3, 2011	Chicago (AL)	Miguel Cabrera	First	No Home Run	No Home Run
September 30, 2011*	at New York (AL)	Robinson Canó (NYY)	Fifth	No Home Run	No Home Run
April 7, 2012	Boston	Miguel Cabrera	First	No Home Run	Home Run
May 16, 2012	Minnesota	Josh Willingham (MIN)	Third	No Home Run	No Home Run
May 29, 2012	at Boston	Alex Avila	Eighth	No Home Run	No Home Run
July 5, 2012	Minnesota	Delmon Young	Eighth	No Home Run	Home Run
July 22, 2012	Chicago (AL)	Alex Rios (CWS)	Sixth	No Home Run	Home Run
August 29, 2012	at Kansas City	Delmon Young	Ninth	No Home Run	No Home Run
September 1, 2012	Chicago (AL)	Delmon Young	Fifth	No Home Run	No Home Run
May 3, 2013	at Houston	Victor Martinez	Fourth	No Home Run	No Home Run
May 25, 2013	Minnesota	Joe Mauer (MIN)	First	Home Run	Home Run
September 4, 2013	at Boston	Ryan Lavarnway (BOS)	Seventh	No Home Run	Home Run
September 6, 2013	at Kansas City	Omar Infante	Fifth	No Home Run	No Home Run
October 8, 2013	Oakland	Victor Martinez	Seventh	Home Run	Home Run

* - during the American League Division Series

2018 REVIEW

We are a true baseball family. Within the Minor Leagues, my daughter works in promotions, my husband was a groundskeeper and I am a merchandise manager. My husband experienced a life changing medical event that has left him with little hope to ever return to his job. The Baseball Assistance Team kept us from losing our home. I honestly don't know what I would have done without them!

We are Minor League Club Employees

We are part of the Baseball Family

We are B.A.T.™ grant recipients



The Baseball Assistance Team provides members of the Baseball Family with medical, financial and psychological assistance through charitable contributions from corporations, foundations and individuals. If you know of a member of the Baseball Family in need of assistance please contact B.A.T. at 866-605-4594. All grants are confidential.



Connect with us on Facebook and Twitter
www.baseballassistanceteam.com

2019 OPPONENTS





AMERICAN LEAGUE OPPONENTS

BALTIMORE ORIOLES

Team Information

Mailing Address..... Oriole Park at Camden Yards
333 W. Camden Street
Baltimore, MD 21201

2018 Record (Place)..... 47-115 (5th in AL East)

Executive Vice President and General Manager..... Mike Elias
Manager..... Brandon Hyde
Orioles Record..... 0-0 (First season)
Career Record..... 0-0 (First season)

Director, Public Relations..... Kristen Hudak
Office Number..... (410) 547-6159
Manager, Media Relations..... Jim Misudek
Office Number..... (410) 547-6106

Tigers vs. Orioles in 2018 (All-Time)*..... 4-2 (1058-961-11)
Tigers vs. Orioles in Baltimore (All-Time)*..... 1-2 (486-517-8)
Tigers vs. Orioles in Detroit (All-Time)*..... 3-0 (572-444-3)
Tigers All-Time vs. Orioles at Comerica Park..... 32-31

*Overall records include Milwaukee Brewers, 1901 and St. Louis Browns, 1902-53

Series Records vs. Orioles

Longest Winning Streak, Tigers..... 12 (9/5/1910-5/27/1911)
Longest Winning Streak, Orioles..... 11 (9/7/1996-7/4/1997)
Largest Margin of Victory, Tigers.... 18 (Twice; last, 4/29/1935, DET 18, at STL 0)
Largest Margin of Victory, Orioles..... 16 (9/9/1922 at STL 16, DET 0)
Most Runs Scored, Tigers..... 21 (7/25/1920 at DET)
Most Runs Scored, Orioles..... 20 (8/18/1951 at STL)
Most Runs Scored, by Both Teams..... 29 (Twice; last, 8/18/1951 at STL)
Longest Game, Innings..... 16 (Four times; last, 5/26/1979, BAL 7 at DET 5)
Tigers Best Record, Season Series..... .923 (1986)
Tigers Best Record, Season Series, Home..... 1.000 (Twice; last, 2018)
Tigers Best Record, Season Series, Road.... 1.000 (Three times; last, 2014)
Tigers Worst Record, Season Series..... .000 (2004)
Tigers Worst Record, Season Series, Home..... .000 (Twice; last, 2004)
Tigers Worst Record, Season Series, Road..... .000 (Four times; last, 2004)

Note: Best/worst records determined by percentage

Year-by-Year Series Results

(Tigers Won-Lost Since Beginning of Divisional Play)

Year	Home	Road	Total	Year	Home	Road	Total	Year	Home	Road	Total
1969	4-5	3-6	7-11	1986	5-1	7-0	12-1	2003	0-3	3-0	3-3
1970	5-4	2-7	7-11	1987	4-3	5-1	9-4	2004	0-3	0-3	0-6
1971	6-3	4-5	10-8	1988	4-2	4-3	8-5	2005	1-2	4-1	5-3
1972	4-5	4-5	8-10	1989	1-6	2-4	3-10	2006	2-1	1-2	3-3
1973	4-5	5-4	9-9	1990	4-2	3-4	7-6	2007	3-0	2-1	5-1
1974	1-8	3-6	4-14	1991	4-3	4-2	8-5	2008	1-2	2-2	3-4
1975	1-8	3-4	4-12	1992	3-3	0-7	3-10	2009	3-1	2-2	5-3
1976	3-6	3-6	6-12	1993	5-2	3-3	8-5	2010	4-2	1-3	5-5
1977	3-5	0-7	3-12	1994	1-2	3-1	4-3	2011	2-2	3-3	5-5
1978	4-3	4-4	8-7	1995	4-3	1-5	5-8	2012	1-2	2-1	3-3
1979	4-3	2-4	6-7	1996	1-6	1-5	2-11	2013	1-2	1-2	2-4
1980	1-5	2-5	3-10	1997	3-3	3-3	6-6	2014	2-1	3-0	5-1
1981	3-4	4-2	7-6	1998	1-5	0-5	1-10	2015	1-2	2-2	3-4
1982	3-3	3-4	6-7	1999	3-3	2-2	5-5	2016	1-2	1-3	2-5
1983	3-4	5-1	8-5	2000	2-2	2-4	4-6	2017	2-1	2-2	4-3
1984	2-4	4-3	6-7	2001	1-2	1-2	2-4	2018	3-0	1-2	4-2
1985	4-3	3-3	7-6	2002	2-1	2-1	4-2				

BOSTON RED SOX

Team Information

Mailing Address..... Fenway Park
4 Yawkey Way
Boston, MA 02215

2018 Record (Place)..... 108-54 (1st in AL East)

President, Baseball Operations..... David Dombrowski
Manager..... Alex Cora
Red Sox Record..... 108-54 (One season)
Career Record..... 108-54 (One season)

Vice President of Media Relations..... Kevin Grigg
Office Number..... (617) 226-6759
Assistant Director of Media Relations..... Abby Murphy
Office Number..... (617) 226-6214

Tigers vs. Red Sox in 2018 (All-Time)..... 2-4 (975-1040-13)
Tigers vs. Red Sox in Boston (All-Time)..... 1-2 (441-568-6)
Tigers vs. Red Sox in Detroit (All-Time)..... 1-2 (534-472-7)
Tigers All-Time vs. Red Sox at Comerica Park..... 34-38

Series Records vs. Red Sox

Longest Winning Streak, Tigers.... 10 (Twice; last, 8/16/1927-5/6/1928)
Longest Winning Streak, Red Sox..... 11 (8/25/1989-4/11/1990)
Largest Margin of Victory, Tigers..... 17 (7/19/1924, DET 18, at BOS 1)
Largest Margin of Victory, Red Sox..... 20 (6/18/1953, at BOS 23, DET 3)
Most Runs Scored, Tigers..... 20 (7/7/1928 at BOS)
Most Runs Scored, Red Sox..... 23 (6/18/1953 at BOS)
Most Runs Scored, by Both Teams... 28 (Four times; last, 5/3/1949 at DET 13inn)
Longest Game, Innings..... 18 (6/5/2001, at BOS 4, DET 3)
Tigers Best Record, Season Series..... .846 (1987)
Tigers Best Record, Season Series, Home.. 1.000 (Three times; last, 2012)
Tigers Best Record, Season Series, Road..... 1.000 (twice, last, 2016)
Tigers Worst Record, Season Series..... .077 (1996)
Tigers Worst Record, Season Series, Home... .000 (Three times; last, 2009)
Tigers Worst Record, Season Series, Road... .000 (Seven times; last, 2011)

Note: Best/worst records determined by percentage

Year-by-Year Series Results

(Tigers Won-Lost Since Beginning of Divisional Play)

Year	Home	Road	Total	Year	Home	Road	Total	Year	Home	Road	Total
1969	5-4	3-6	8-10	1986	3-4	3-3	6-7	2003	1-2	0-6	1-8
1970	6-3	3-6	9-9	1987	6-0	5-2	11-2	2004	1-2	0-4	1-6
1971	3-6	3-6	6-12	1988	4-3	3-3	7-6	2005	3-4	1-2	4-6
1972	6-2	3-3	9-5	1989	1-5	1-6	2-11	2006	1-2	2-1	3-3
1973	8-1	7-2	15-3	1990	4-3	1-5	5-8	2007	3-0	1-3	4-3
1974	3-6	4-5	7-11	1991	4-2	4-3	8-5	2008	1-3	1-2	2-5
1975	4-5	1-8	5-13	1992	6-1	3-3	9-4	2009	0-3	1-3	1-6
1976	0-9	4-5	4-14	1993	4-2	3-4	7-6	2010	2-1	1-2	3-3
1977	4-3	2-6	6-9	1994	2-1	0-3	2-4	2011	1-3	0-2	1-5
1978	3-5	0-7	3-12	1995	1-5	4-3	5-8	2012	3-0	2-5	5-5
1979	3-3	2-5	5-8	1996	0-7	1-5	1-12	2013	3-1	1-2	4-3
1980	4-3	1-5	5-8	1997	3-3	4-2	7-5	2014	2-1	3-0	5-1
1981	1-2	0-4	1-6	1998	2-3	3-2	5-5	2015	1-2	1-2	2-4
1982	4-3	1-5	5-8	1999	4-2	1-5	5-7	2016	2-2	3-0	5-2
1983	4-2	5-2	9-4	2000	2-4	3-3	5-7	2017	3-1	1-2	4-3
1984	3-4	3-3	6-7	2001	2-1	3-3	5-4	2018	1-2	1-2	2-4
1985	3-3	4-3	7-6	2002	2-4	2-1	4-5				



CHICAGO WHITE SOX

Team Information

Mailing Address: Guaranteed Rate Field
333 W. 35th Street
Chicago, IL 60616

2018 Record (Place): 62-100 (4th in AL Central)

Senior Vice President and General Manager: Rick Hahn
Manager: Rick Renteria
White Sox Record: 129-195 (Two seasons)
Career Record: 202-284 (Three seasons)

Senior Director, Media Relations: Bob Beightol
Office Number: (312) 674-5303

Assistant Director, Media Relations: Ray Garcia
Office Number: (312) 674-5306

Tigers vs. White Sox in 2018 (All-Time): 12-7 (1099-1056-15)
Tigers vs. White Sox in Chicago (All-Time): 8-1 (517-563-10)
Tigers vs. White Sox in Detroit (All-Time): 4-6 (582-493-5)
Tigers All-Time vs. White Sox at Comerica Park: 91-84

Series Records vs. White Sox

Longest Winning Streak, Tigers: 10 (6/26/1923-10/3/1923)
Longest Winning Streak, White Sox: 10 (Twice; last, 4/18/2001-8/29/2001)
Largest Margin of Victory, Tigers: 16 (Twice; last 9/4/2011, at DET 18, CWS 2)
Largest Margin of Victory, White Sox: 17 (8/31/1926, CWS 19, at DET 2)
Most Runs Scored, Tigers: 21 (7/1/1936 at CWS)
Most Runs Scored, White Sox: 20 (9/9/1921 at CWS)
Most Runs Scored, by Both Teams: 35 (9/9/1921 at CWS)
Longest Game, Innings: 21 (5/24/1929, DET 6, at CWS 5)
Tigers Best Record, Season Series: 833 (1980)
Tigers Best Record, Season Series, Home: 1,000 (1978)
Tigers Best Record, Season Series, Road: 1,000 (1981)
Tigers Worst Record, Season Series: 136 (1920)
Tigers Worst Record, Season Series, Home: .000 (Twice; last, 1992)
Tigers Worst Record, Season Series, Road: 143 (1996)

Note: Best/worst records determined by percentage

2018 Series Scores

In Chicago (8-1)		In Detroit (4-6)	
4/5	W, 9-7 (10)	5/25	W, 5-4
4/7	W, 6-1	5/26	L, 8-4
4/8	W, 1-0	5/27	W, 3-2
6/15	W, 4-3	8/13	W, 9-5
6/16	W, 7-5	8/14	L, 6-3
6/17	W, 3-1	8/15	L, 6-5
9/3	L, 4-2	8/23	W, 7-2
9/4	W, 8-3	8/24	L, 6-3
9/5	W, 10-2	8/25	L, 6-1
		8/26	L, 7-2

Year-by-Year Series Results

(Tigers Won-Lost Since Beginning of Divisional Play)

Year	Home	Road	Total	Year	Home	Road	Total	Year	Home	Road	Total
1986	4-2	5-1	9-3	1986	3-3	3-3	6-6	2003	5-4	3-7	8-11
1970	2-4	4-2	6-6	1987	4-2	5-1	9-3	2004	7-3	4-5	11-8
1971	4-2	1-5	5-7	1988	5-1	4-2	9-3	2005	2-7	3-7	5-14
1972	4-2	3-3	7-5	1989	4-2	4-2	8-4	2006	4-6	3-6	7-12
1973	4-2	3-3	7-5	1990	2-4	5-1	7-5	2007	3-6	4-5	7-11
1974	3-3	2-4	5-7	1991	3-3	5-1	8-4	2008	4-5	2-7	6-12
1975	5-1	2-4	7-5	1992	0-5	2-5	2-10	2009	5-4	4-5	9-9
1976	4-2	2-4	6-6	1993	1-5	4-2	5-7	2010	4-5	6-3	10-8
1977	2-3	4-1	6-4	1994	3-3	1-5	4-8	2011	7-2	6-3	13-5
1978	5-0	4-2	9-2	1995	2-4	2-4	4-8	2012	8-1	4-5	12-6
1979	4-2	5-1	9-3	1996	2-4	1-6	3-10	2013	6-3	6-4	12-7
1980	5-1	5-1	10-2	1997	4-2	3-2	7-4	2014	5-5	5-4	10-9
1981	0-3	3-0	3-3	1998	3-3	3-3	6-6	2015	6-4	4-5	10-9
1982	1-5	2-4	3-9	1999	2-4	3-3	5-7	2016	8-1	4-6	12-7
1983	2-4	2-4	4-8	2000	2-4	1-5	3-9	2017	6-4	3-6	9-10
1984	5-1	3-3	8-4	2001	2-7	4-6	6-13	2018	4-6	8-1	12-7
1985	4-2	2-4	6-6	2002	4-5	3-7	7-12				

CLEVELAND INDIANS

Team Information

Mailing Address: Progressive Field
2401 Ontario Street
Cleveland, OH 44115

2018 Record (Place): 91-71 (1st in AL Central)

President, Baseball Operations: Chris Antonetti
Manager: Terry Francona
Indians Record: 545-425 (Six seasons)
Career Record: 1574-1340 (18 seasons)

Director, Baseball Information and Player Relations: Bart Swain
Office Number: (216) 420-4386

Director, Communications and Player Relations: Court Berry-Tripp
Office Number: (216) 420-4391

Tigers vs. Indians in 2018 (All-Time): 6-13 (1124-1097-12)
Tigers vs. Indians in Cleveland (All-Time): 2-8 (514-602-7)
Tigers vs. Indians in Detroit (All-Time): 4-5 (610-495-5)
Tigers All-Time vs. Indians at Comerica Park: 89-83

Series Records vs. Indians

Longest Winning Streak, Tigers: 10 (Twice; last, 8/11/2011-9/28/2011)
Longest Winning Streak, Indians: 13 (5/14/1996-5/3/1997)
Largest Margin of Victory, Tigers: 21 (9/15/1901, at DET 21, CLE 0, Inn.)
Largest Margin of Victory, Indians: 15 (9/15/2018, at CLE 15, DET 0)
Most Runs Scored, Tigers: 21 (9/15/1901 at DET)
Most Runs Scored, Indians: 18 (4/28/1921 at CLE)
Most Runs Scored, by Both Teams: 31 (7/13/1901 at DET)
Longest Game, Innings: 19 (4/27/1984, CLE 8, at DET 4)
Tigers Best Record, Season Series: 833 (1981)
Tigers Best Record, Season Series, Home: 1,000 (1981)
Tigers Best Record, Season Series, Road: 909 (1946)
Tigers Worst Record, Season Series: .000 (1996)
Tigers Worst Record, Season Series, Home: .000 (1996)
Tigers Worst Record, Season Series, Road: .000 (Three times; last, 1996)

Note: Best/worst records determined by percentage

2018 Series Scores

In Cleveland (2-8)		In Detroit (4-5)	
4/9	L, 2-0	5/14	W, 6-3
4/10	L, 2-1	5/15	W, 9-8
4/11	L, 5-1	5/16	L, 6-0
4/12	L, 9-3	6/8	L, 4-1
6/22	L, 10-0	6/9	W, 4-2 (12)
6/23	L, 4-1	6/10	L, 9-2
6/24	L, 12-2	7/27	L, 8-3
9/14	W, 5-4	7/28	W, 2-1
9/15	L, 15-0	7/29	L, 8-1
9/16	W, 6-4		

Year-by-Year Series Results

(Tigers Won-Lost Since Beginning of Divisional Play)

Year	Home	Road	Total	Year	Home	Road	Total	Year	Home	Road	Total
1969	5-4	6-3	11-7	1986	5-1	4-3	9-4	2003	4-6	3-6	7-12
1970	6-3	5-4	11-7	1987	6-1	3-3	9-4	2004	5-4	5-5	10-9
1971	7-2	5-4	12-6	1988	4-2	5-2	9-4	2005	1-8	5-4	6-12
1972	4-5	4-5	8-10	1989	6-1	2-4	8-5	2006	7-3	6-3	13-6
1973	4-5	5-4	9-9	1990	4-2	4-3	8-5	2007	3-6	3-6	6-12
1974	5-4	4-5	9-9	1991	6-1	0-6	6-7	2008	4-5	3-6	7-11
1975	4-5	2-7	6-12	1992	3-3	5-2	8-5	2009	7-2	7-2	14-4
1976	6-3	6-3	12-6	1993	4-3	3-3	7-6	2010	8-1	1-8	9-9
1977	5-3	2-5	7-8	1994	1-2	1-6	2-8	2011	8-1	4-5	12-6
1978	6-1	4-4	10-5	1995	3-4	0-6	3-10	2012	5-4	3-6	8-10
1979	4-2	2-4	6-6	1996	0-6	0-6	0-12	2013	6-3	9-1	15-4
1980	5-1	5-2	10-3	1997	3-2	2-4	5-6	2014	5-4	6-4	11-8
1981	3-0	2-1	5-1	1998	1-5	2-4	3-9	2015	5-4	6-3	11-7
1982	4-2	3-4	7-6	1999	3-4	2-4	5-8	2016	2-7	2-7	4-14
1983	6-1	2-4	8-5	2000	4-2	3-4	7-6	2017	3-7	3-6	6-13
1984	4-3	5-1	9-4	2001	4-6	2-7	6-13	2018	4-5	2-8	6-13
1985	6-1	2-4	8-5	2002	4-5	5-5	9-10				



AMERICAN LEAGUE OPPONENTS

HOUSTON ASTROS

Team Information

Mailing Address.....	Minute Maid Park 501 Crawford Street Houston, Texas 77002
2018 Record (Place).....	103-59 (1st in AL West)
General Manager.....	Jeff Luhnow
Manager.....	AJ Hinch
Astros Record.....	374-274 (Four seasons)
Career Record.....	463-397 (Six seasons)
Vice President, Communications.....	Gene Dias
Office Number.....	(713) 259-8985
Senior Manager, Communications.....	Steve Grande
Office Number.....	(713) 259-2774
Tigers vs. Astros in 2018 (All-Time).....	1-5 (27-28)
Tigers vs. Astros in Houston (All-Time).....	1-2 (10-16)
Tigers vs. Astros in Detroit (All-Time).....	0-3 (17-12)
Tigers All-Time vs. Astros at Comerica Park.....	17-9

Series Records vs. Astros

Longest Winning Streak, Tigers.....	7 (6/28/2009-5/14/2013)
Longest Winning Streak, Astros.....	6 (6/8/1998-7/17/1999)
Largest Margin of Victory, Tigers.....	15 (5/4/2013, DET 17 at HOU 2)
Largest Margin of Victory, Astros.....	8 (7/14/2018, at HOU 9, DET 1)
Most Runs Scored, Tigers.....	17 (5/4/2013 at HOU)
Most Runs Scored, Astros.....	10 (Twice; last, 5/24/2015 at DET)
Most Runs Scored, by Both Teams.....	20 (7/29/2016 at DET)
Longest Game, Innings.....	14 (5/2/2013, at HOU 3, DET 7)
Tigers Best Record, Season Series.....	1.000 (2006)
Tigers Best Record, Season Series, Home.....	1.000 (Twice; last, 2016)
Tigers Best Record, Season Series, Road.....	1.000 (2013)
Tigers Worst Record, Season Series.....	.000 (Twice; last, 1999)
Tigers Worst Record, Season Series, Home.....	.000 (Twice; last, 2018)
Tigers Worst Record, Season Series, Road.....	.000 (1999)

Note: Best/worst records determined by percentage

2018 Series Score

In Houston (1-2)	In Detroit (0-3)
7/13 L, 3-0	9/10 L, 3-2
7/14 L, 9-1	9/11 L, 5-4
7/15 W, 6-3	9/12 L, 5-4

Year-by-Year Series Results

(Tigers Won-Lost Since Beginning of Divisional Play)

Year	Home	Road	Total	Year	Home	Road	Total	Year	Home	Road	Total
1998	0-3	0-0	0-3	2009	0-0	1-2	1-2	2016	3-0	1-2	4-2
1999	0-0	0-3	0-3	2013	2-1	4-0	6-1	2017	2-1	1-3	3-4
2000	2-1	0-0	2-1	2014	3-1	1-2	4-3	2018	0-3	1-2	1-5
2006	3-0	0-0	3-0	2015	2-2	1-2	3-4				

KANSAS CITY ROYALS

Team Information

Mailing Address.....	Kauffman Stadium One Royal Way Kansas City, MO 64129
2018 Record (Place).....	58-104 (5th in AL Central)
Senior Vice President, Baseball Operations and General Manager.....	Dayton Moore
Manager.....	Ned Yost
Royals Record.....	687-736 (Nine seasons)
Career Record.....	1144-1238 (15 seasons)
Vice President, Communications and Broadcasting.....	Mike Swanson
Office Number.....	(816) 504-4713
Assistant Director, Communications.....	Mike Cummings
Office Number.....	(816) 504-4368
Tigers vs. Royals in 2018 (All-Time).....	8-11 (347-355)
Tigers vs. Royals in Kansas City (All-Time).....	3-6 (165-185)
Tigers vs. Royals in Detroit (All-Time).....	5-5 (182-170)
Tigers All-Time vs. Royals at Comerica Park.....	90-83

Series Records vs. Royals

Longest Winning Streak, Tigers.....	11 (4/3-7/15/2006)
Longest Winning Streak, Royals.....	8 (9/26/2002-7/4/2003)
Largest Margin of Victory, Tigers.....	17 (7/19/1991, DET 17, at KC 0)
Largest Margin of Victory, Royals.....	21 (9/9/2004, KC 26, at DET 5)
Most Runs Scored, Tigers.....	19 (7/21/2008 at KC)
Most Runs Scored, Royals.....	26 (9/9/2004 at DET)
Most Runs Scored, by Both Teams.....	31 (9/9/2004 at DET)
Longest Game, Innings.....	16 (7/29/1995, at KC 5, DET 4)
Tigers Best Record, Season Series.....	.778 (2006)
Tigers Best Record, Season Series, Home.....	1.000 (Twice; last, 1989)
Tigers Best Record, Season Series, Road.....	1.000 (Twice; last, 2006)
Tigers Worst Record, Season Series.....	.167 (1980)
Tigers Worst Record, Season Series, Home.....	.167 (Three times; last, 1984)
Tigers Worst Record, Season Series, Road.....	.000 (Twice; last, 1995)

Note: Best/worst records determined by percentage

2018 Series Scores

In Kansas City (3-6)	In Detroit (5-5)
5/3 L, 10-6	4/2 W, 6-1
5/4 L, 4-2	4/3 L, 1-0
5/5 W, 3-2	4/4 PPD., Cold
5/6 L, 4-2	4/20 W, 3-2 (10)
7/23 W, 5-4	4/20 L, 3-2
7/24 L, 5-4	4/21 W, 12-4
7/25 W, 8-4	4/22 L, 8-5
8/28 L, 6-2	9/20 W, 11-8
8/29 L, 9-2	9/21 L, 4-3
	9/22 W, 5-4
	9/23 L, 3-2

Year-by-Year Series Results

(Tigers Won-Lost Since Beginning of Divisional Play)

Year	Home	Road	Total	Year	Home	Road	Total	Year	Home	Road	Total
1969	4-2	4-2	8-4	1986	3-3	2-4	5-7	2003	2-7	3-7	5-14
1970	2-4	4-2	6-6	1987	2-4	3-3	5-7	2004	5-5	3-6	8-11
1971	5-1	3-3	8-4	1988	6-0	2-4	8-4	2005	6-4	4-5	10-9
1972	4-2	3-3	7-5	1989	6-0	0-6	6-6	2006	5-4	9-0	14-4
1973	2-4	2-4	4-8	1990	3-3	2-4	5-7	2007	5-4	6-3	11-7
1974	3-3	4-2	7-5	1991	4-2	4-2	8-4	2008	2-7	5-4	7-11
1975	3-3	3-3	6-6	1992	4-2	3-3	7-5	2009	5-4	4-5	9-9
1976	2-4	2-4	4-8	1993	2-4	3-3	5-7	2010	5-4	5-4	10-8
1977	1-5	2-3	3-8	1994	2-4	2-4	4-8	2011	5-4	6-3	11-7
1978	3-2	1-4	4-6	1995	3-1	0-3	3-4	2012	8-1	5-4	13-5
1979	4-2	1-5	5-7	1996	2-4	4-2	6-6	2013	6-4	3-6	9-10
1980	1-5	1-5	2-10	1997	2-3	4-2	6-5	2014	5-4	8-2	13-6
1981	1-2	2-0	3-2	1998	2-4	4-2	6-6	2015	5-4	4-6	9-10
1982	4-2	2-4	6-6	1999	5-1	2-3	7-4	2016	3-6	4-6	7-12
1983	4-2	3-3	7-5	2000	2-4	3-3	5-7	2017	3-6	5-5	8-11
1984	1-5	6-0	7-5	2001	6-3	2-8	8-11	2018	5-5	3-6	8-11
1985	2-4	3-3	5-7	2002	7-3	2-7	9-10				

AMERICAN LEAGUE OPPONENTS



LOS ANGELES ANGELS

Team Information

Mailing Address.....Angel Stadium of Anaheim
 2000 Gene Autry Way
 Anaheim, CA 92806

2018 Record (Place)..... 80-82 (4th in AL West)

General Manager..... Billy Eppler
 Manager..... Brad Ausmus
 Angels Record..... 0-0 (First season)
 Career Record..... 314-332 (Four seasons)
 Vice President, Communications..... Tim Mead
 Office Number..... (714) 940-2003
 Director, Communications..... Eric Kay
 Office Number..... (714) 940-2173
 Tigers vs. Angels in 2018 (All-Time)..... 3-4 (328-320)
 Tigers vs. Angels in Los Angeles (All-Time)..... 0-3 (147-177)
 Tigers vs. Angels in Detroit (All-Time)..... 3-1 (181-143)
 Tigers All-Time vs. Angels at Comerica Park..... 35-41

Series Records vs. Angels

Longest Winning Streak, Tigers..... 11 (6/17/1979-5/30/1980)
 Longest Winning Streak, Angels..... 14 (5/8/2002-8/23/2003)
 Largest Margin of Victory, Tigers..... 13 (5/12/1987, at DET 15, CAL 2)
 Largest Margin of Victory, Angels..... 14 (5/9/1981, at CAL 15, DET 1)
 Most Runs Scored, Tigers..... 15 (Three times; last, 5/12/1987 at DET)
 Most Runs Scored, Angels..... 15 (5/9/1981 at CAL)
 Most Runs Scored, by Both Teams..... 25 (8/29/1986 at CAL)
 Longest Game, Innings..... 16 (Twice; last, 7/22/1989, at CAL 5, DET 4)
 Tigers Best Record, Season Series..... .778 (1961)
 Tigers Best Record, Season Series, Home..... .889 (1961)
 Tigers Best Record, Season Series, Road..... .833 (Twice; last, 1984)
 Tigers Worst Record, Season Series..... .000 (2013)
 Tigers Worst Record, Season Series, Home..... .000 (Three times; last, 2013)
 Tigers Worst Record, Season Series, Road..... .000 (Six times; last, 2018)

Note: Best/worst records determined by percentage

2018 Series Scores

In Los Angeles (0-3)		In Detroit (3-1)	
8/6	L, 6-2	5/28	W, 9-3
8/7	L, 11-5	5/29	L, 9-2
8/8	L, 6-0	5/30	W, 6-1
		5/31	W, 6-2

Year-by-Year Series Results

(Tigers Won-Lost Since Beginning of Divisional Play)

Year	Home	Road	Total	Year	Home	Road	Total	Year	Home	Road	Total
1969	5-1	2-4	7-5	1986	3-3	2-4	5-7	2003	1-3	0-3	1-6
1970	2-4	4-2	6-6	1987	5-1	4-2	9-3	2004	1-2	1-5	2-7
1971	4-2	2-4	6-6	1988	4-2	3-3	7-5	2005	1-2	3-4	4-6
1972	4-2	3-3	7-5	1989	1-5	0-6	1-11	2006	2-3	1-2	3-5
1973	3-3	2-4	5-7	1990	4-2	3-3	7-5	2007	2-1	1-4	3-5
1974	5-1	2-4	7-5	1991	4-2	3-3	7-5	2008	2-4	1-2	3-6
1975	2-3	3-3	5-6	1992	3-3	2-4	5-7	2009	2-1	3-3	5-4
1976	4-2	2-4	6-6	1993	4-2	4-2	8-4	2010	4-2	2-2	6-4
1977	2-3	4-1	6-4	1994	1-2	3-1	4-3	2011	2-2	1-2	3-4
1978	3-3	4-1	7-4	1995	0-4	2-2	2-6	2012	5-2	0-3	5-5
1979	4-2	4-2	8-4	1996	5-1	1-5	6-6	2013	0-3	0-3	0-6
1980	2-4	5-1	7-5	1997	5-1	1-4	6-5	2014	2-1	1-3	3-4
1981	2-1	1-2	3-3	1998	2-4	1-4	3-8	2015	1-2	0-4	1-6
1982	3-3	4-2	7-5	1999	3-3	2-2	5-5	2016	1-2	1-2	2-4
1983	4-2	4-2	8-4	2000	2-2	3-3	5-5	2017	1-2	2-2	3-4
1984	3-3	5-1	8-4	2001	3-3	1-2	4-5	2018	3-1	0-3	3-4
1985	2-4	2-4	4-8	2002	0-3	1-5	1-8				

MINNESOTA TWINS

Team Information

Mailing Address.....Target Field
 1 Twins Way
 Minneapolis, MN 55403

2018 Record (Place)..... 78-84 (2nd in AL Central)

Executive Vice President, Chief Baseball Officer.....Derek Falvey
 Manager..... Rocco Baldelli
 Twins Record..... 0-0 (First season)
 Career Record..... 0-0 (First season)
 Senior Director, Communications..... Dustin Morse
 Office Number..... (612) 659-3472
 Senior Manager, Communications..... Mitch Hestad
 Office Number..... (612) 659-3473
 Tigers vs. Twins in 2018 (All-Time)*..... 7-12 (1126-1032-17)
 Tigers vs. Twins in Minnesota (All-Time)*..... 3-7 (530-546-9)
 Tigers vs. Twins in Detroit (All-Time)*..... 4-5 (596-486-8)
 Tigers All-Time vs. Twins at Comerica Park..... 88-86

Series Records vs. Twins

Longest Winning Streak, Tigers..... 11 (9/2/2010-7/22/2011)
 Longest Winning Streak, Twins..... 16 (5/6/2002-8/1/2003)
 Largest Margin of Victory, Tigers... 17 (Twice; last, 4/29/2006, at DET 18, MIN 1)
 Largest Margin of Victory, Twins..... 16 (8/5/1929, at WAS 21, DET 5)
 Most Runs Scored, Tigers..... 19 (5/24/2008 at DET)
 Most Runs Scored, Twins..... 24 (4/24/1996 at DET)
 Most Runs Scored, by Both Teams..... 35 (4/24/1996 at DET)
 Longest Game, Innings..... 18 (Twice; last, 8/4/1918, at DET 7, WAS 6)
 Tigers Best Record, Season Series..... .818 (Twice; last, 1949)
 Tigers Best Record, Season Series, Home..... 1.000 (1981)
 Tigers Best Record, Season Series, Road..... 1.000 (2016)
 Tigers Worst Record, Season Series..... .083 (1988)
 Tigers Worst Record, Season Series, Home..... .167 (Six times; last, 1993)
 Tigers Worst Record, Season Series, Road..... .000 (1988)

Note: Best/worst records determined by percentage

2018 Series Scores

In Minnesota (3-7)		In Detroit (4-5)	
5/21	L, 4-2	6/12	L, 6-4
5/22	L, 6-0	6/13	W, 5-2
5/23	W, 4-1	6/14	W, 3-1
8/16	L, 15-8	8/10	L, 5-3
8/17	L, 5-4	8/11	L, 4-3
8/18	W, 5-4	8/12	L, 4-2
8/19	L, 5-4	9/17	L, 6-1
9/25	W, 4-2	9/18	L, 5-3
9/26	L, 11-4	9/19	L, 8-2
9/27	L, 9-3		

Year-by-Year Series Results

(Tigers Won-Lost Since Beginning of Divisional Play)

Year	Home	Road	Total	Year	Home	Road	Total	Year	Home	Road	Total
1969	3-3	3-3	6-6	1986	4-2	3-3	7-5	2003	3-7	1-8	4-15
1970	2-4	2-4	4-8	1987	4-2	4-2	8-4	2004	2-7	5-5	7-12
1971	4-2	2-4	6-6	1988	1-5	0-6	1-11	2005	6-4	2-7	8-11
1972	4-2	5-1	9-3	1989	3-3	2-4	5-7	2006	7-2	4-6	11-8
1973	2-4	3-3	5-7	1990	2-4	4-2	6-6	2007	4-5	8-1	12-6
1974	2-4	1-5	3-9	1991	3-3	1-5	4-8	2008	4-5	3-6	7-11
1975	1-5	3-3	4-8	1992	1-5	2-4	3-9	2009	5-4	2-8	7-12
1976	1-5	3-3	4-8	1993	1-5	5-1	6-6	2010	7-2	2-7	9-9
1977	3-2	2-3	5-5	1994	2-1	1-2	3-3	2011	7-2	7-2	14-4
1978	2-3	2-3	4-6	1995	3-3	4-2	7-5	2012	3-6	7-2	10-8
1979	2-4	2-4	4-8	1996	3-3	3-3	6-6	2013	6-4	5-4	11-8
1980	3-3	3-3	6-6	1997	3-2	1-5	4-7	2014	5-5	4-5	9-10
1981	6-0	3-3	9-3	1998	4-2	4-2	8-4	2015	6-3	5-5	11-8
1982	5-1	4-2	9-3	1999	2-4	4-2	6-6	2016	6-4	9-0	15-4
1983	5-1	4-2	9-3	2000	4-2	3-4	7-6	2017	5-4	3-7	8-11
1984	4-2	5-1	9-3	2001	3-7	1-8	4-15	2018	4-5	3-7	7-12
1985	1-5	2-4	3-9	2002	3-5	1-9	4-14				



AMERICAN LEAGUE OPPONENTS

NEW YORK YANKEES

Team Information

Mailing Address..... Yankee Stadium
One East 161st Street
Bronx, NY 10451

2018 Record (Place)..... 100-62 (2nd in AL East)

Senior Vice President, General Manager..... Brian Cashman
Manager..... Aaron Boone

Yankees Record..... 100-62 (One season)
Career Record..... 100-62 (One season)

Vice President, Communications and Media Relations..... Jason Zillo
Office Number..... (718) 579-4515

Director, Baseball Information and Public Communications... Michael Margolis
Office Number..... (718) 579-4503

Tigers vs. Yankees in 2018 (All-Time)*..... 3-4 (948-1071-9)

Tigers vs. Yankees in New York (All-Time)*..... 2-2 (424-583-4)

Tigers vs. Yankees in Detroit (All-Time)*..... 1-2 (524-488-5)

Tigers All-Time vs. Yankees at Comerica Park..... 36-37

*All-time records include Baltimore Orioles, 1901-02

Series Records vs. Yankees

Longest Winning Streak, Tigers..... 12 (6/10/1908-8/18/1908)
Longest Winning Streak, Yankees..... 11 (7/12/1942-9/17/1942)
Largest Margin of Victory, Tigers..... 18 (6/17/1925, DET 19, at NYY 1)
Largest Margin of Victory, Yankees..... 20 (5/2/1939, NYY 22, at DET 2)
Most Runs Scored, Tigers..... 19 (Twice; last, 9/29/1928 at DET)
Most Runs Scored, Yankees..... 22 (5/2/1939 at DET)
Most Runs Scored, by Both Teams..... 30 (Twice; last, 8/14/1929 at DET)
Longest Game, Innings..... 22 (6/24/1962, NYY 9, at DET 7)
Tigers Best Record, Season Series..... 773 (1915)
Tigers Best Record, Season Series, Home..... 1,000 (1988)
Tigers Best Record, Season Series, Road..... 1,000 (2008)
Tigers Worst Record, Season Series..... 111 (2002)
Tigers Worst Record, Season Series, Home..... 000 (Twice; last, 2002)
Tigers Worst Record, Season Series, Road..... 000 (Five times; last, 2009)

Note: Best/worst records determined by percentage

2018 Series Scores	
In New York (2-2)	In Detroit (1-2)
8/30 W, 8-7	4/13 L, 8-6
8/31 L, 7-5	4/14 PPD, Rain
9/1 L, 2-1	4/14 PPD, Rain
9/2 W, 11-7	4/15 PPD, Rain
	6/4 L, 7-4
	6/4 W, 4-2

Year-by-Year Series Results

(Tigers Won-Lost Since Beginning of Divisional Play)

Year	Home	Road	Total	Year	Home	Road	Total	Year	Home	Road	Total
1969	5-4	5-4	10-8	1986	3-3	3-4	6-7	2003	1-2	0-3	1-5
1970	5-4	2-7	7-11	1987	4-3	1-5	5-8	2004	2-2	2-1	4-3
1971	6-3	4-5	10-8	1988	6-0	2-5	8-5	2005	1-2	0-3	1-5
1972	3-4	4-5	7-9	1989	5-2	1-5	6-7	2006	1-3	1-2	2-5
1973	5-4	2-7	7-11	1990	3-3	4-3	7-6	2007	3-1	1-3	4-4
1974	5-4	6-3	11-7	1991	5-2	3-3	8-5	2008	1-2	3-0	4-2
1975	2-7	4-5	6-12	1992	2-4	3-4	5-8	2009	1-2	0-3	1-5
1976	4-4	5-4	9-8	1993	3-4	1-5	4-9	2010	3-1	1-3	4-4
1977	2-6	4-3	6-9	1994	1-2	2-1	3-3	2011	3-1	1-2	4-3
1978	2-5	2-6	4-11	1995	3-4	2-4	5-8	2012	3-4	1-2	4-6
1979	4-3	3-3	7-6	1996	2-4	3-4	5-8	2013	2-1	1-2	3-3
1980	3-3	2-5	5-8	1997	0-6	2-4	2-10	2014	2-1	1-3	3-4
1981	3-4	0-3	3-7	1998	2-3	1-5	3-8	2015	1-3	1-2	2-5
1982	4-2	4-3	8-5	1999	4-2	1-5	5-7	2016	1-2	2-1	3-3
1983	2-5	3-3	5-8	2000	5-1	3-3	8-4	2017	1-2	2-1	3-3
1984	4-2	3-4	7-6	2001	4-2	0-3	4-5	2018	1-2	2-2	3-4
1985	6-1	3-2	9-3	2002	0-3	1-5	1-8				

OAKLAND ATHLETICS

Team Information

Mailing Address..... Oakland Coliseum
7000 Coliseum Way
Oakland, CA 94621

2018 Record (Place)..... 97-65 (2nd in AL West)

Executive Vice President, Baseball Operations..... Billy Beane
Manager..... Bob Melvin

Athletics Record..... 634-599 (Eight seasons)
Career Record..... 1127-1107 (15 seasons)

Director of Baseball Information..... Fernando Alcalá
Office Number..... (510) 563-2236

Manager, Baseball Information..... Mike Selleck
Office Number..... (510) 563-2233

Tigers vs. Athletics in 2018 (All-Time)*..... 0-7 (1000-932-14)

Tigers vs. Athletics in Oakland (All-Time)*..... 0-3 (441-521-9)

Tigers vs. Athletics in Detroit (All-Time)*..... 0-4 (559-411-5)

Tigers All-Time vs. Athletics at Comerica Park..... 28-41

*All-time records include Philadelphia As, 1901-54 and Kansas City As, 1955-67

Series Records vs. Athletics

Longest Winning Streak, Tigers... 10 (Four times; last, 5/5/1946-7/20/1946)
Longest Winning Streak, Athletics..... 12 (Twice; last, 5/6/2017-8/5/2018+)
Largest Margin of Victory, Tigers..... 19 (7/17/1908, DET 21, at PHI 2)
Largest Margin of Victory, Athletics..... 22 (5/18/1912, at PHI 24, DET 2)
Most Runs Scored, Tigers..... 21 (7/17/1908 at PHI)
Most Runs Scored, Athletics..... 24 (5/18/1912 at PHI)
Most Runs Scored, by Both Teams..... 31 (7/23/1961 at KC)
Longest Game, Innings..... 24 (7/21/1945, DET 1, at PHI 1)
Tigers Best Record, Season Series..... 818 (1916)
Tigers Best Record, Season Series, Home... 1,000 (Three times; last, 2014)
Tigers Best Record, Season Series, Road..... 1,000 (2010)
Tigers Worst Record, Season Series..... 000 (2018)
Tigers Worst Record, Season Series, Home..... 000 (Five times; last, 2018)
Tigers Worst Record, Season Series, Road..... 000 (Six times; last, 2018)

Note: Best/worst records determined by percentage

2018 Series Scores	
In Oakland (0-3)	In Detroit (0-4)
8/3 L, 1-0 (13)	6/25 L, 5-4
8/4 L, 2-1	6/26 L, 9-7
8/5 L, 6-0	6/27 L, 3-0
	6/28 L, 4-2

Year-by-Year Series Results

(Tigers Won-Lost Since Beginning of Divisional Play)

Year	Home	Road	Total	Year	Home	Road	Total	Year	Home	Road	Total
1969	4-2	3-3	7-5	1986	4-2	2-4	6-6	2003	2-4	1-2	3-6
1970	3-3	3-3	6-6	1987	3-3	2-4	5-7	2004	1-2	3-3	4-5
1971	2-4	2-4	4-8	1988	2-4	2-4	4-8	2005	1-2	0-3	1-5
1972	2-4	2-4	4-8	1989	2-4	2-4	4-8	2006	2-1	3-3	5-4
1973	5-1	2-4	7-5	1990	4-2	2-4	6-6	2007	2-2	2-4	4-6
1974	2-4	3-3	5-7	1991	2-4	2-4	4-8	2008	3-3	0-3	3-6
1975	2-4	4-2	6-6	1992	4-2	2-4	6-6	2009	3-0	2-4	5-4
1976	4-2	4-4	8-6	1993	5-1	3-3	8-4	2010	1-3	2-0	3-3
1977	3-2	2-3	5-5	1994	5-1	0-3	5-4	2011	1-1	4-4	5-5
1978	3-2	3-2	6-4	1995	2-1	0-2	2-3	2012	2-1	2-2	4-3
1979	3-3	4-2	7-5	1996	1-5	3-3	4-8	2013	1-3	2-1	3-4
1980	4-2	2-4	6-6	1997	4-2	3-2	7-4	2014	3-0	2-2	5-2
1981	0-0	1-2	1-2	1998	4-1	3-3	7-4	2015	0-3	2-1	2-4
1982	5-1	4-2	9-3	1999	2-4	2-2	4-6	2016	3-1	1-2	4-3
1983	4-2	2-4	6-6	2000	3-1	3-3	6-4	2017	0-3	1-2	1-5
1984	6-0	3-3	9-3	2001	0-4	1-2	1-6	2018	0-4	0-3	0-7
1985	4-2	4-2	8-4	2002	0-3	1-3	1-6				



SEATTLE MARINERS

Team Information

Mailing Address..... T-Mobile Field
 1250 First Avenue South
 Seattle, WA 98134
 2018 Record (Place)..... 89-73 (3rd in AL West)
 Executive Vice President, Baseball Operations and General Manager... Jerry Dipoto
 Manager..... Scott Servais
 Mariners Record..... 253-233 (Three seasons)
 Career Record..... 253-233 (Three seasons)
 Vice President, Communications..... Tim Hevly
 Office Number..... (206) 346-4402
 Senior Manager, Baseball Information..... Kelly Munro
 Office Number..... (206) 346-4401
 Tigers vs. Mariners in 2018 (All-Time)..... 3-4 (217-194-1)
 Tigers vs. Mariners in Seattle (All-Time)..... 1-3 (93-110)
 Tigers vs. Mariners in Detroit (All-Time)..... 2-1 (124-84-1)
 Tigers All-Time vs. Mariners at Comerica Park..... 42-38

Series Records vs. Mariners

Longest Winning Streak, Tigers..... 11 (6/3/1980-5/1/1981)
 Longest Winning Streak, Mariners..... 8 (4/27/2003-4/30/2004)
 Largest Margin of Victory, Tigers..... 17 (4/17/1993, at DET 20, SEA 3)
 Largest Margin of Victory, Mariners..... 16 (4/29/1999, at SEA 22, DET 6)
 Most Runs Scored, Tigers..... 20 (4/17/1993 at DET)
 Most Runs Scored, Mariners..... 22 (4/29/1999 at SEA)
 Most Runs Scored, by Both Teams..... 28 (4/29/1999 at SEA)
 Longest Game, Innings..... 16 (5/16/1978, at DET 4, SEA 2)
 Tigers Best Record, Season Series..... 833 (Twice; last, 1981)
 Tigers Best Record, Season Series, Home..... 1,000 (Six times; last, 2016)
 Tigers Best Record, Season Series, Road..... 1,000 (2000)
 Tigers Worst Record, Season Series..... 111 (2003)
 Tigers Worst Record, Season Series, Home..... 000 (Twice; last, 2012)
 Tigers Worst Record, Season Series, Road..... 000 (Three times; last, 2017)

Note: Best/worst records determined by percentage

2018 Series Scores

In Seattle (1-3)		In Detroit (2-1)	
5/17	W, 3-2	5/11	PPD, Rain
5/18	L, 5-4	5/12	W, 4-3
5/19	L, 7-2	5/12	L, 9-5
5/20	L, 3-2 (11)	5/13	W, 5-4

Year-by-Year Series Results

(Tigers Won-Lost Since Beginning of Divisional Play)

Year	Home	Road	Total	Year	Home	Road	Total	Year	Home	Road	Total
1977	1-4	4-2	5-6	1991	5-1	3-3	8-4	2005	4-2	1-2	5-4
1978	5-0	3-2	8-2	1992	4-2	5-1	9-3	2006	1-2	5-1	6-3
1979	4-2	3-3	7-5	1993	5-1	2-4	7-5	2007	4-2	2-2	6-4
1980	6-0-1	4-2	10-2-1	1994	5-1	1-2	6-3	2008	3-0	4-3	7-3
1981	2-0	3-1	5-1	1995	4-0	1-5	5-5	2009	3-3	2-1	5-4
1982	4-2	2-4	6-6	1996	4-2	2-4	6-6	2010	2-1	1-4	3-5
1983	5-1	3-3	8-4	1997	1-5	3-2	4-7	2011	2-5	2-1	4-6
1984	5-1	1-5	6-6	1998	1-5	2-3	3-8	2012	0-3	1-2	1-5
1985	1-5	4-2	5-7	1999	1-3	2-4	3-7	2013	3-1	2-1	5-2
1986	4-2	2-4	6-6	2000	4-2	3-0	7-2	2014	1-2	1-2	2-4
1987	4-2	3-3	7-5	2001	1-2	1-3	2-5	2015	2-2	2-1	4-3
1988	5-1	4-2	9-3	2002	2-2	0-3	2-5	2016	4-0	0-3	4-3
1989	3-3	1-5	4-8	2003	0-3	1-5	1-8	2017	1-2	0-4	1-6
1990	3-3	4-2	7-5	2004	3-3	2-1	5-4	2018	2-1	1-3	3-4

TAMPA BAY RAYS

Team Information

Mailing Address..... Tropicana Field
 One Tropicana Drive
 St. Petersburg, FL 33705
 2018 Record (Place)..... 90-72 (3rd in AL East)
 President..... Matt Silverman
 Manager..... Kevin Cash
 Rays Record..... 318-330 (Four seasons)
 Career Record..... 318-330 (Four seasons)
 Vice President, Communications..... Dave Haller
 Office Number..... (727) 825-3485
 Manager, Baseball Communications..... Craig Vanderkam
 Office Number..... (727) 825-3473
 Tigers vs. Rays in 2018 (All-Time)..... 2-4 (76-73)
 Tigers vs. Rays in Tampa Bay (All-Time)..... 0-3 (36-39)
 Tigers vs. Rays in Detroit (All-Time)..... 2-1 (40-34)
 Tigers All-Time vs. Rays at Comerica Park..... 37-29

Series Records vs. Rays

Longest Winning Streak, Tigers..... 6 (Twice; last, 5/21-7/3/2016)
 Longest Winning Streak, Rays..... 6 (7/26/2010-8/10/2010)
 Largest Margin of Victory, Tigers..... 16 (5/18/2001, DET 18, at TB 2)
 Largest Margin of Victory, Rays... 8 (Seven times; last, 6/18/2017, TB 9, at DET 1)
 Most Runs Scored, Tigers..... 18 (5/18/2001 at TB)
 Most Runs Scored, Rays..... 14 (5/3/1999 at TB)
 Most Runs Scored, by Both Teams..... 20 (Twice; last, 5/18/2001 at TB)
 Longest Game, Innings..... 13 (Twice; last, 9/8/2015, at DET 8, TB 7)
 Tigers Best Record, Season Series..... 857 (Twice; last, 2016)
 Tigers Best Record, Season Series, Home..... 1,000 (2011)
 Tigers Best Record, Season Series, Road..... 1,000 (Twice; last, 2016)
 Tigers Worst Record, Season Series..... 143 (2010)
 Tigers Worst Record, Season Series, Home..... 250 (2014)
 Tigers Worst Record, Season Series, Road..... 000 (Five times; last, 2018)

Note: Best/worst records determined by percentage

2018 Series Scores

In Tampa Bay (0-3)		In Detroit (2-1)	
7/9	L, 10-9 (10)	4/30	L, 3-2
7/10	L, 5-2	5/1	W, 2-1
7/11	L, 4-2	5/2	W, 3-2 (12)

Year-by-Year Series Results

(Tigers Won-Lost Since Beginning of Divisional Play)

Year	Home	Road	Total	Year	Home	Road	Total	Year	Home	Road	Total
1998	2-3	3-3	5-6	2005	2-1	3-1	5-2	2013	2-1	1-2	3-3
1999	1-2	3-3	4-5	2006	3-1	2-2	5-3	2014	1-3	2-1	3-4
2000	2-4	2-1	4-5	2007	2-2	1-2	3-4	2015	2-1	1-2	3-3
2001	2-1	2-1	4-2	2008	3-1	0-3	3-4	2016	2-1	4-0	6-1
2002	2-1	0-3	2-4	2009	2-2	3-0	5-2	2017	2-2	0-3	2-5
2003	1-2	1-2	2-4	2010	1-2	0-4	1-6	2018	2-1	0-3	2-4
2003	1-2	1-2	2-4	2011	3-0	3-1	6-1				
2004	1-2	2-1	3-3	2012	2-1	3-1	5-2				



AMERICAN LEAGUE OPPONENTS

TEXAS RANGERS

Team Information

Mailing Address..... Globe Life Park in Arlington
1000 Ballpark Way
Arlington, TX 76011

2018 Record (Place)..... 67-95 (5th in AL West)

President, Baseball Operations and General Manager..... Jon Daniels
Manager..... Chris Woodward

Rangers Record..... 0-0 (First season)
Career Record..... 0-0 (First season)

Executive Vice President, Communications..... John Blake
Office Number..... (817) 273-5208

Senior Director, Media Relations..... Rich Rice
Office Number..... (817) 273-5204

Tigers vs. Rangers in 2018 (All-Time)*..... 3-4 (362-320)

Tigers vs. Rangers in Texas (All-Time)*..... 1-2 (171-167)

Tigers vs. Rangers in Detroit (All-Time)*..... 2-2 (191-153)

Tigers All-Time vs. Rangers at Comerica Park..... 42-40

*All-time records include Washington Senators, 1961-71

Series Records vs. Rangers

Longest Winning Streak, Tigers..... 9 (7/3-9/12/1964)

Longest Winning Streak, Rangers... 7 (Twice; last, 8/9/1980-5/18/1981)

Largest Margin of Victory, Tigers... 13 (Five times; last, 4/10/2009, at DET 15, TEX 2)

Largest Margin of Victory, Rangers..... 13 (5/3/1977, TEX 13, at DET 0)

Most Runs Scored, Tigers..... 19 (Twice; last, 4/23/2008 at DET)

Most Runs Scored, Rangers... 16 (Three times; last, 5/8/2004 at TEX, 10 inn.)

Most Runs Scored, by Both Teams..... 31 (5/8/2004 at TEX, 10 inn.)

Longest Game, Innings..... 16 (8/18/2003, TEX 4, at DET 2)

Tigers Best Record, Season Series..... .889 (2001)

Tigers Best Record, Season Series, Home... 1.000 (Four times; last, 2009)

Tigers Best Record, Season Series, Road..... 1.000 (Twice; last, 2014)

Tigers Worst Record, Season Series..... .083 (1975)

Tigers Worst Record, Season Series, Home... .000 (Three times; last, 2016)

Tigers Worst Record, Season Series, Road..... .000 (Twice; last, 2017)

Note: Best/worst records determined by percentage

2018 Series Scores

In Texas (1-2)		In Detroit (2-2)	
5/7	L, 7-6	7/5	L, 7-5
5/8	W, 7-4	7/6	W, 3-1
5/9	L, 5-4 (10)	7/7	W, 7-2
		7/8	L, 3-0

Year-by-Year Series Results

(Tigers Won-Lost Since Beginning of Divisional Play)

Year	Home	Road	Total	Year	Home	Road	Total	Year	Home	Road	Total
1969	2-7	5-4	7-11	1986	5-1	2-4	7-5	2003	0-3	1-3	1-6
1970	3-6	6-3	9-9	1987	5-1	3-3	8-4	2004	2-4	2-1	4-5
1971	8-1	6-3	14-4	1988	4-2	4-2	8-4	2005	2-1	2-1	4-2
1972	5-1	5-1	10-2	1989	2-4	2-4	4-8	2006	2-4	3-1	5-5
1973	4-2	1-5	5-7	1990	2-4	4-2	6-6	2007	3-3	2-1	5-4
1974	3-3	2-4	5-7	1991	5-1	1-5	6-6	2008	3-0	3-3	6-3
1975	0-6	1-5	1-11	1992	2-4	6-0	8-4	2009	6-0	1-2	7-2
1976	3-3	2-4	5-7	1993	3-3	3-3	6-6	2010	1-2	2-4	3-6
1977	1-4	1-4	2-8	1994	4-2	1-5	5-7	2011	4-2	2-1	6-3
1978	3-2	4-1	7-3	1995	2-4	2-4	4-8	2012	1-3	2-4	3-7
1979	4-2	2-4	6-6	1996	3-4	1-5	4-9	2013	2-1	1-3	3-4
1980	1-5	3-3	4-8	1997	4-1	3-3	7-4	2014	1-3	3-0	4-3
1981	5-1	4-2	9-3	1998	2-3	1-5	3-8	2015	1-3	1-2	2-5
1982	5-1	3-3	8-4	1999	3-1	2-4	5-5	2016	0-3	2-1	2-4
1983	4-2	4-2	8-4	2000	3-3	2-2	5-5	2017	1-2	0-3	1-5
1984	6-0	4-2	10-2	2001	3-0	5-1	8-1	2018	2-2	1-2	3-4
1985	3-3	4-2	7-5	2002	5-1	0-3	5-4				

TORONTO BLUE JAYS

Team Information

Mailing Address..... Rogers Centre
1 Blue Jays Way, Suite 3200
Toronto, ON M5V 1J1

2018 Record (Place)..... 73-89 (4th in AL East)

Executive Vice President and General Manager..... Ross Atkins
Manager..... Charlie Montoyo

Blue Jays Record..... 0-0 (First season)
Career Record..... 0-0 (First season)

Director, Baseball Media..... Richard Griffin
Office Number..... (416) 341-1691

Manager, Baseball Media..... Ryan Brown
Office Number..... (416) 341-1064

Tigers vs. Blue Jays in 2018 (All-Time)..... 4-3 (197-229)

Tigers vs. Blue Jays in Toronto (All-Time)..... 2-2 (91-124)

Tigers vs. Blue Jays in Detroit (All-Time)..... 2-1 (106-105)

Tigers All-Time vs. Blue Jays at Comerica Park..... 2-1 31-34

Series Records vs. Blue Jays

Longest Winning Streak, Tigers..... 6 (9/24/1980-4/11/1981)

Longest Winning Streak, Blue Jays..... 9 (6/11/1989-9/25/1989)

Largest Margin of Victory, Tigers..... 13 (6/13/2000, at DET 16, TOR 3)

Largest Margin of Victory, Blue Jays..... 15 (7/6/1996, TOR 15, at DET 0)

Most Runs Scored, Tigers..... 18 (6/20/2000 at TOR)

Most Runs Scored, Blue Jays..... 15 (Three times; last, 8/29/2015 at TOR)

Most Runs Scored by Both Teams..... 26 (8/6/1992 at DET)

Longest Game, Innings..... 19 (5/10/2014, DET 5, at TOR 6)

Tigers Best Record, Season Series..... .692 (1979, 1980)

Tigers Best Record, Season Series, Home... 1.000 (Three times; last, 2012)

Tigers Best Record, Season Series, Road..... 1.000 (2004)

Tigers Worst Record, Season Series..... .000 (2002)

Tigers Worst Record, Season Series, Home..... .000 (Twice; last, 2014)

Tigers Worst Record, Season Series, Road... .000 (Three times; last, 2015)

Note: Best/worst records determined by percentage

2018 Series Scores

In Toronto (2-2)		In Detroit (2-1)	
6/29	L, 3-2	6/1	W, 5-2
6/30	L, 4-3	6/2	W, 7-4
7/1	W, 9-1	6/3	L, 8-4
7/2	W, 3-2 (10)		

Year-by-Year Series Results

(Tigers Won-Lost Since Beginning of Divisional Play)

Year	Home	Road	Total	Year	Home	Road	Total	Year	Home	Road	Total
1977	7-0	3-5	10-5	1991	3-3	2-5	5-8	2005	3-0	1-3	4-3
1978	4-4	5-2	9-6	1992	3-4	2-4	5-8	2006	1-2	2-1	3-3
1979	3-3	6-1	9-4	1993	3-3	3-4	6-7	2007	2-1	2-2	4-3
1980	4-3	5-1	9-4	1994	2-1	3-3	5-4	2008	1-3	2-2	3-5
1981	3-3	3-1	6-4	1995	3-3	4-3	7-6	2009	2-2	1-3	3-5
1982	4-3	2-4	6-7	1996	3-4	3-3	6-7	2010	2-2	2-2	4-4
1983	3-3	3-4	6-7	1997	4-2	2-4	6-6	2011	1-1	3-1	4-2
1984	4-3	4-2	8-5	1998	4-2	1-4	5-6	2012	3-0	1-2	4-2
1985	4-2	2-5	6-7	1999	1-5	1-5	2-10	2013	2-1	3-1	5-2
1986	2-5	2-4	4-9	2000	2-4	1-5	3-9	2014	0-3	1-2	1-5
1987	4-2	3-4	7-6	2001	1-2	1-2	2-4	2015	2-1	0-3	2-4
1988	3-4	2-4	5-8	2002	0-3	0-3	0-6	2016	2-1	1-3	3-4
1989	1-5	1-6	2-11	2003	2-4	0-3	2-7	2017	2-1	1-2	3-3
1990	3-4	2-4	5-8	2004	1-2	3-0	4-2	2018	2-1	2-2	4-3



ATLANTA BRAVES

Team Information

Mailing Address.....	SunTrust Park 755 Battery Ave., SE Atlanta, GA, 30339
2018 Record (Place).....	90-72 (1st in NL East)
Executive Vice President and General Manager.....	Alex Anthopoulos
Manager.....	Brian Snitker
Braves Record.....	221-227 (Three seasons)
Career Record.....	221-227 (Three seasons)
Manager, Baseball Communications.....	Jonathan Kerber
Office Number.....	(404) 614-1379
Senior Coordinator, Baseball Communications.....	Jared Burleyson
Office Number.....	(404) 614-1541
Tigers vs. Braves in 2018 (All-Time).....	DNP (13-8)
Tigers vs. Braves in Atlanta (All-Time).....	DNP (8-7)
Tigers vs. Braves in Detroit (All-Time).....	DNP (5-1)
Tigers All-Time vs. Braves at Comerica Park.....	5-1

Series Records vs. Braves

Longest Winning Streak, Tigers.....	5 (Twice; last 6/27/2010-9/30/2016)
Longest Winning Streak, Braves.....	3 (6/19/2002-6/8/2004)
Largest Margin of Victory, Tigers.....	10 (4/26/2013, at DET 10, ATL 0)
Largest Margin of Victory, Braves.....	5 (9/2/1997, at ATL 5, DET 0)
Most Runs Scored, Tigers.....	12 (9/3/1997 at ATL)
Most Runs Scored, Braves.....	5 (Twice; last, 10/1/2016 at ATL)
Most Runs Scored by Both Teams.....	16 (9/3/1997 at ATL)
Longest Game, Innings.....	10 (6/8/2004, ATL 4, at DET 3)
Tigers Best Record, Season Series.....	1,000 (Twice; last, 2013)
Tigers Best Record, Season Series, Home.....	1,000 (2013)
Tigers Best Record, Season Series, Road.....	1,000 (2007)
Tigers Worst Record, Season Series.....	.333 (Three times; last, 2016)
Tigers Worst Record, Season Series, Home.....	.667 (2004)
Tigers Worst Record, Season Series, Road... ..	.333 (Three times; last, 2016)

Note: Best/worst records determined by percentage

2018 Series Scores

Teams Did Not Play in 2018

Year-by-Year Series Results

(Tigers Won-Lost Since Beginning of Divisional Play)

Year	Home	Road	Total	Year	Home	Road	Total	Year	Home	Road	Total
1997	0-0	2-1	2-1	2007	0-0	3-0	3-0	2016	0-0	1-2	1-2
2002	0-0	1-2	1-2	2010	0-0	1-2	1-2				
2004	2-1	0-0	2-1	2013	3-0	0-0	3-0				

MIAMI MARLINS

Team Information

Mailing Address.....	Marlins Park 501 Marlins Way Miami, FL, 33125
2018 Record (Place).....	63-98 (5th in NL East)
President, Baseball Operations.....	Michael Hill
Manager.....	Don Mattingly
Marlins Record.....	219-265 (Three seasons)
Career Record.....	665-628 (Eight seasons)
Vice President, Communications and Broadcasting.....	Jason Latimer
Office Number.....	(305) 480-1390
Manager, Baseball Communications and Publications.....	Joe Vieira
Office Number.....	(305) 480-1396
Tigers vs. Marlins in 2018 (All-Time).....	DNP (8-8)
Tigers vs. Marlins in Miami (All-Time).....	DNP (3-5)
Tigers vs. Marlins in Detroit (All-Time).....	DNP (5-3)
Tigers All-Time vs. Marlins at Comerica Park.....	4-1

Series Records vs. Marlins

Longest Winning Streak, Tigers.....	4 (4/5/2016-6/29/2016+)
Longest Winning Streak, Marlins.....	4 (6/13/2004-9/29/2013)
Largest Margin of Victory, Tigers.....	7 (6/29/2016, at DET 10, MIA 3)
Largest Margin of Victory, Marlins.....	7 (6/13/2004, FLA 9, at DET 2)
Most Runs Scored, Tigers.....	10 (6/29/2016 at DET)
Most Runs Scored, Marlins.....	9 (6/13/2004 at DET)
Most Runs Scored by Both Teams.....	15 (4/5/2016 at MIA)
Longest Game, Innings.....	11 (4/5/2016, DET 8, at MIA 7)
Tigers Best Record, Season Series.....	1,000 (2016)
Tigers Best Record, Season Series, Home.....	1,000 (2016)
Tigers Best Record, Season Series, Road.....	1,000 (2016)
Tigers Worst Record, Season Series.....	.000 (2013)
Tigers Worst Record, Season Series, Home.....	.333 (1997)
Tigers Worst Record, Season Series, Road.....	.000 (2013)

Note: Best/worst records determined by percentage

2018 Series Scores

Teams Did Not Play in 2018

Year-by-Year Series Results

(Tigers Won-Lost Since Beginning of Divisional Play)

Year	Home	Road	Total	Year	Home	Road	Total	Year	Home	Road	Total
1997	1-2	0-0	1-2	2004	2-1	0-0	2-1	2016	2-0	2-0	4-0
2002	0-0	1-2	1-2	2013	0-0	0-3	0-3				

COMERICA PARK FIRSTS

FIRST PITCH: April 11, 2000 -- 1:18 p.m. (Brian Moehler; strike to Seattle's Mark McLemore with umpire Rick Reed behind the plate)

FIRST HIT: April 11, 2000 -- Seattle's John Olerud, double, top of first off of Brian Moehler

FIRST SINGLE: April 11, 2000 -- Gregg Jefferies, bottom of first off of Seattle's Freddy Garcia

FIRST DOUBLE: April 11, 2000 -- Seattle's John Olerud, top of first off of Brian Moehler

FIRST TRIPLE: April 11, 2000 -- Luis Polonia, bottom of first off of Seattle's Freddy Garcia

FIRST HOME RUN: April 14, 2000 -- Juan Gonzalez, bottom of third off Tampa Bay's Ryan Rupe

With Gonzalez's three-run shot, it marked the longest stretch without a home run of any new ballpark opened since 1989

FIRST RBI: April 11, 2000 -- Gregg Jefferies, bottom of first

FIRST STOLEN BASE: April 12, 2000 -- Seattle's Mark McLemore off Dave Mickli/Brad Ausmus, second base

FIRST SHUTOUT: April 12, 2000 -- Seattle's Aaron Sele, 4-0

FIRST GRAND SLAM: April 19, 2000 -- Boston's Trot Nixon, top of the sixth off Jim Poole

FIRST TIGERS GRAND SLAM: June 27, 2000 -- Dean Palmer; bottom of fifth off New York's David Cone

FIRST INSIDE-THE-PARK HOME RUN: September 2, 2000 -- Juan Gonzalez, bottom of the first off Texas' Kenny Rogers



NATIONAL LEAGUE OPPONENTS

NEW YORK METS

Team Information

Mailing Address Citi Field
 126th Street
 Flushing, NY, 11368
 2018 Record (Place) 77-85 (4th in NL East)
 Executive Vice President and General Manager Brodie Van Wagenen
 Manager Mickey Callaway
 Mets Record 77-85 (One season)
 Career Record 77-85 (One season)
 Director, Media Relations Ethan Wilson
 Office Number (718) 803-4027
 Manager, Media Relations Zach Weber
 Office Number (718) 565-4322
 Tigers vs. Mets in 2018 (All-Time) DNP (12-9)
 Tigers vs. Mets in New York (All-Time) DNP (4-5)
 Tigers vs. Mets in Detroit (All-Time) DNP (8-4)
 Tigers All-Time vs. Mets at Comerica Park 5-4

Series Records vs. Mets

Longest Winning Streak, Tigers 6 (6/30/2018-8/6/2016)
 Longest Winning Streak, Mets 4 (6/18/2004-6/8/2007)
 Largest Margin of Victory, Tigers 14 (6/30/1997, NYM 0, at DET 14)
 Largest Margin of Victory, Mets 11 (6/28/2011, at DET 3, NYM 14)
 Most Runs Scored, Tigers 15 (6/10/2007 at DET)
 Most Runs Scored, Mets 16 (6/29/2011 at DET)
 Most Runs Scored by Both Teams 25 (6/29/2011 at DET)
 Longest Game, Innings 10 (6/19/2004, DET 3, at NYM 4)
 Tigers Best Record, Season Series 1.000 (Twice; last 2013)
 Tigers Best Record, Season Series, Home 1.000 (1997)
 Tigers Best Record, Season Series, Road 1.000 (2013)
 Tigers Worst Record, Season Series 0.000 (2004)
 Tigers Worst Record, Season Series, Home333 (2011)
 Tigers Worst Record, Season Series, Road000 (2004)

Note: Best/worst records determined by percentage

2018 Series Scores

Teams Did Not Play in 2018

Year-by-Year Series Results

(Tigers Won-Lost Since Beginning of Divisional Play)

Year	Home	Road	Total	Year	Home	Road	Total	Year	Home	Road	Total
1997	3-0	0-0	3-0	2010	0-0	1-2	1-2	2016	2-1	0-0	2-1
2004	0-0	0-3	0-3	2011	1-2	0-0	1-2				
2007	2-1	0-0	2-1	2013	0-0	3-0	3-0				

PHILADELPHIA PHILLIES

Team Information

Mailing Address Citizens Bank Park
 One Citizens Bank Way
 Philadelphia, PA, 19148
 2018 Record (Place) 80-82 (3rd in NL East)
 Vice President, General Manager Matt Klentak
 Manager Gabe Kapler
 Phillies Record 80-82 (One season)
 Career Record 80-82 (One season)
 Director, Communications Greg Casterioto
 Office Number (215) 218-5297
 Manager, Baseball Communications Chris Ware
 Office Number (215) 218-5245
 Tigers vs. Phillies in 2018 (All-Time) DNP (11-7)
 Tigers vs. Phillies in Philadelphia (All-Time) DNP (4-2)
 Tigers vs. Phillies in Detroit (All-Time) DNP (7-5)
 Tigers All-Time vs. Phillies at Comerica Park 5-4

Series Records vs. Phillies

Longest Winning Streak, Tigers 6 (6/17/2007-5/25/2016)
 Longest Winning Streak, Phillies 3 (6/7/2002-6/9/2002)
 Largest Margin of Victory, Tigers 10 (7/27/2013, at DET 10, PHI 0)
 Largest Margin of Victory, Phillies 10 (6/7/2002, PHI 11, at DET 1)
 Most Runs Scored, Tigers 12 (Twice; last, 7/28/2013 at DET)
 Most Runs Scored, Phillies 11 (6/7/2002 at DET)
 Most Runs Scored by Both Teams 20 (6/15/2007 at PHI)
 Longest Game, Innings 11 (6/17/2004, DET 5, at PHI 4)
 Tigers Best Record, Season Series 1.000 (2013)
 Tigers Best Record, Season Series, Home 1.000 (2013)
 Tigers Best Record, Season Series, Road667 (Twice; last, 2007)
 Tigers Worst Record, Season Series000 (2002)
 Tigers Worst Record, Season Series, Home000 (2002)
 Tigers Worst Record, Season Series, Road667 (Twice; last, 2007)

Note: Best/worst records determined by percentage

2018 Series Scores

Teams Did Not Play in 2018

Year-by-Year Series Results

(Tigers Won-Lost Since Beginning of Divisional Play)

Year	Home	Road	Total	Year	Home	Road	Total	Year	Home	Road	Total
1997	2-1	0-0	2-1	2004	0-0	2-1	2-1	2013	3-0	0-0	3-0
2002	0-3	0-0	0-3	2007	0-0	2-1	2-1	2016	2-1	0-0	2-1



PITTSBURGH PIRATES

Team Information

Mailing Address..... PNC Park
 115 Federal Street
 Pittsburgh, PA 15212
 2018 Record (Place)..... 82-79 (4th in NL Central)
 Executive Vice President and General Manager..... Neal Huntington
 Manager..... Clint Hurdle
 Pirates Record..... 666-628 (Eight seasons)
 Career Record..... 1200-1253 (16 seasons)
 Director, Baseball Communications..... Jim Trdinich
 Office Number..... (412) 325-4728
 Director, Media Relations..... Dan Hart
 Office Number..... (412) 325-4976
 Tigers vs. Pirates in 2018 (All-Time)..... 1-5 (28-33)
 Tigers vs. Pirates in Pittsburgh (All-Time)..... 1-2 (13-19)
 Tigers vs. Pirates in Detroit (All-Time)..... 0-3 (15-14)
 Tigers All-Time vs. Pirates at Comerica Park..... 13-13

Series Records vs. Pirates

Longest Winning Streak, Tigers..... 3 (Twice; last, 4/12-14/2016)
 Longest Winning Streak, Pirates..... 5 (5/28/2013-8/12/2014)
 Largest Margin of Victory, Tigers..... 10 (8/9/2015 at DET 10, PIT 0)
 Largest Margin of Victory, Pirates..... 12 (6/9/1999, PIT 15, at DET 3)
 Most Runs Scored, Tigers..... 13 (4/25/2018 at PIT Gm. 1)
 Most Runs Scored, Pirates..... 15 (6/9/1999 at DET)
 Most Runs Scored by Both Teams... 23 (Twice; last, 4/25/2018 at PIT, Gm. 1)
 Longest Game, Innings..... 14 (6/30/2015, PIT 5, at DET 4)
 Tigers Best Record, Season Series..... 1.000 (2010)
 Tigers Best Record, Season Series, Home..... 1.000 (Twice; last, 2014)
 Tigers Best Record, Season Series, Road..... 1.000 (2016)
 Tigers Worst Record, Season Series..... .167 (2018)
 Tigers Worst Record, Season Series, Home..... .000 (Twice; last, 2018)
 Tigers Worst Record, Season Series, Road... .000 (Three times; last 2017)

Note: Best/worst records determined by percentage

2018 Series Scores

In Pittsburgh (1-2)	In Detroit (0-3)
4/24 PPD, Rain	3/29 PPD, Rain
4/25 W, 13-10	3/30 L, 13-10 (13)
4/25 L, 8-3	3/31 PPD, Rain
4/26 L, 1-0	4/1 L, 1-0
	4/1 L, 8-6

Year-by-Year Series Results

(Tigers Won-Lost Since Beginning of Divisional Play)

Year	Home	Road	Total	Year	Home	Road	Total	Year	Home	Road	Total
1998	0-0	2-1	2-1	2009	0-0	1-2	1-2	2015	0-3	2-1	2-4
1999	2-1	0-0	2-1	2010	3-0	0-0	3-0	2016	1-1	2-0	3-1
2000	0-0	1-2	1-2	2011	0-0	1-2	1-2	2017	1-1	0-2	1-3
2001	2-1	0-0	2-1	2012	2-1	1-2	3-3	2018	0-3	1-2	1-5
2002	1-2	0-0	1-2	2013	1-1	0-2	1-3				
2006	0-0	2-1	2-1	2014	2-0	0-2	2-2				

WASHINGTON NATIONALS

Team Information

Mailing Address..... Nationals Park
 1500 South Capitol St., SE
 Washington, DC, 20003
 2018 Record (Place)..... 82-80 (2nd in NL East)
 President, Baseball Operations and General Manager..... Mike Rizzo
 Manager..... Dave Martinez
 Nationals Record..... 82-80 (One season)
 Career Record..... 82-80 (One season)
 Director, Communications..... Kyle Brostowitz
 Office Number..... (202) 640-7439
 Manager, Communications..... Melissa Strozza
 Office Number..... (202) 640-7417
 Tigers vs. Nationals in 2018 (All-Time)..... DNP (11-8)
 Tigers vs. Nationals in Washington (All-Time)..... DNP (4-7)
 Tigers vs. Nationals in Detroit (All-Time)..... DNP (7-1)
 Tigers All-Time vs. Nationals at Comerica Park..... 7-1

Series Records vs. Nationals

Longest Winning Streak, Tigers..... 6 (6/18/2007-6/17/2010)
 Longest Winning Streak, Nationals..... 3 (6/13-6/15/1997)
 Largest Margin of Victory, Tigers..... 14 (6/19/2007, DET 15, at WAS 1)
 Largest Margin of Victory, Nationals..... 8 (6/15/1997, at MON 10, DET 2)
 Most Runs Scored, Tigers..... 15 (6/19/2007 at WAS)
 Most Runs Scored, Nationals..... 10 (6/15/1997 at MON)
 Most Runs Scored by Both Teams..... 17 (6/18/2007 at WAS)
 Longest Game, Innings..... 10 (6/12/2002, at DET 1, MON 2)
 Tigers Best Record, Season Series..... 1.000 (Twice; last, 2010)
 Tigers Best Record, Season Series, Home..... 1.000 (Twice; last, 2013)
 Tigers Best Record, Season Series, Road..... 1.000 (2007)
 Tigers Worst Record, Season Series..... .000 (1997)
 Tigers Worst Record, Season Series, Home..... .667 (2002)
 Tigers Worst Record, Season Series, Road..... .000 (Twice; last, 2013)

Note: Best/worst records determined by percentage

2018 Series Scores

Teams Did Not Play in 2018

Year-by-Year Series Results

(Tigers Won-Lost Since Beginning of Divisional Play)

Year	Home	Road	Total	Year	Home	Road	Total	Year	Home	Road	Total
1997	0-0	0-3	0-3	2007	0-0	3-0	3-0	2013	2-0	0-2	2-2
2002	2-1	0-0	2-1	2010	3-0	0-0	3-0	2016	0-0	1-2	1-2

BACK-TO-BACK-TO-BACK HOME RUNS

Players	Date	Opponent	Inning
Roy Cullenbine, Dick Wakefield, Hoot Evers	April 23, 1947	vs. Chicago (AL)	8th
Harvey Kuenn, Earl Torgeson, Charlie Maxwell	July 7, 1956	at Chicago (AL)	7th
Norm Cash, Steve Boros, Dick Brown	May 23, 1961	at Minnesota	9th
Jim Northrup, Norm Cash, Willie Horton	April 17, 1971	vs. Boston	7th
Aurelio Rodriguez, Al Kaline, Willie Horton	June 27, 1972	vs. New York (AL)	1st
Al Kaline, Bill Freehan, Mickey Stanley	July 29, 1974	at Cleveland	1st
Kirk Gibson, Lance Parrish, Darrell Evans	July 8, 1986	at Minnesota	4th
Alan Trammell, Kirk Gibson, John Grubb	July 31, 1986	at Cleveland	5th
John Grubb, Matt Nokes, Bill Madlock	June 28, 1987	vs. Baltimore	9th
Alan Trammell, Cecil Fielder, Gary Ward	August 7, 1990	at Toronto	9th
Alan Trammell, Cecil Fielder, Mickey Tettleton	April 20, 1992	at Baltimore	3rd
Robert Fick, Juan Encarnacion, Shane Halter	June 24, 2001	vs. Minnesota	2nd
Victor Martinez, Jhonny Peralta, Alex Avila	June 1, 2013	at Baltimore	4th
Alex Avila, Miguel Cabrera, J.D. Martinez	May 20, 2017	vs. Texas	1st



MOST RECENT SERIES SWEEPS

Most Recent Sweeps by Detroit vs. Opponents

<i>(Detroit at Home)</i>					<i>(Detroit on the Road)</i>			
2-Game	3-Game	4-Game	5-Game		2-Game	3-Game	4-Game	5-Game
None	6/25-27/2004	None	None	ARI	None	None	None	None
None	4/26-28/2013	None	None	ATL	None	6/22-24/2007	None	None
6/10-12/1985	4/17-19/2018	8/1-3/1958	8/10-14/1927	BAL	4/28-29/1975	5/12-14/2014	6/16-19/1986	None
7/26-27/1973	4/5-8/2012	8/18-20/1961	None	BOS	6/15-16/1966	7/25-27/2016	6/6-9/1983	9/16-20/1927
4/29-5/1/1994	6/2-4/2017	8/18-21/1988	None	CWS	4/29-30/2014	6/15-17/2018	6/20-22/1980	None
6/24-25/1998	6/23-25/2009	None	None	CHC	8/18-19/2015	6/16-18/2006	None	None
7/31-8/1/2018	None	None	None	CIN	None	None	None	None
7/8-9/2008	9/12-14/2014	8/5-7/1986	None	CLE	5/21-22/2013	4/10-12/2015	8/5-8/2013	None
None	8/1-3/2014	None	None	COL	None	None	None	None
None	7/29-31/2016	None	None	HOU	None	None	5/2-5/2013	None
3/31-4/2/2014	7/6-8/2012	9/24-27/2012	None	KC	4/3-5/2006	5/2-4/2014	5/22-25/2006	None
5/26-27/1997	4/30-5/2/2010	7/1-4/1968	None	LAA	9/18-19/1990	8/16-18/1993	None	None
7/8-9/2014	6/13-15/2008	None	None	LAD	None	None	None	None
6/28-29/2016	None	None	None	MIA	4/5-6/2016	None	None	None
5/31-6/1/1978	6/19-21/2009	7/4-6/1975	None	MIL	8/1-2/1974	5/18-20/1993	None	None
4/14-15/2008	5/16-18/2016	5/27-29/1983	7/19-22/1905	MIN	5/10-11/2011	9/20-22/2016	6/11-13/1948	8/2-5/1907
6/28-29/1976	5/12-14/2000	8/12-13/1945	None	NY Yankees	5/14-15/1974	4/29-5/1/2008	6/13-15/1958	7/7-10/1908
None	6/30-7/2/1997	None	None	NYM	None	8/23-25/2013	None	None
5/14-15/1998	6/30-7/2/2014	8/10-12/1965	8/23-25/1963	OAK	5/19-20/2010	8/28-30/1959	9/6-9/1956	None
None	7/26-28/2013	None	None	PHI	None	None	None	None
8/13-14/2014	6/11-13/2010	None	None	PIT	4/13-14/2016	None	None	None
None	6/14-16/2005	None	None	SD	None	None	None	None
None	None	None	None	SF	None	None	None	None
None	5/18-20/2007	None	None	STL	None	None	None	None
8/24-25/1993	5/20-22/2008	6/20-23/2016	None	SEA	None	4/21-23/2006	None	None
5/23-24/2011	None	None	None	TB	None	9/4-6/2009	6/30-7/3/2016	None
9/8-9/1997	5/19-21/2009	7/17-20/1986	None	TEX	5/7-8/1985	6/24-26/2014	8/25-28/1961	None
7/24-25/1977	8/21-23/2012	None	None	TOR	6/20-21/1978	4/5-7/2004	5/28-31/1979	None
7/30-31/2013	6/15-17/2010	None	None	WAS	None	6/18-20/2007	None	None

Most Recent Sweeps by Opponents vs. Detroit

<i>(Detroit at Home)</i>					<i>(Detroit on the Road)</i>			
2-Game	3 Game	4-Game	5-Game		2-Game	3-Game	4-Game	5-Game
6/13-14/2017	6/27-29/2003	None	None	ARI	None	None	None	None
None	None	None	None	ATL	None	None	None	None
4/11-12/1973	5/28-30/2004	6/1-4/1989	None	BAL	8/4-5/1998	9/24-26/2004	4/17-20/1992	None
4/18-19/2000	6/2-4/2009	7/11-14/1996	None	BOS	5/18-19/2011	9/17-19/1999	8/26-29/2004	8/25-28/1989
4/20-21/2005	4/4-6/2008	5/29-31/1964	4/29-5/3/1913	CWS	9/14/2008	8/11-13/2006	9/1-4/2005	None
None	None	None	None	CHC	7/3-4/2018	None	None	None
None	6/26-28/1998	None	None	CIN	6/19-20/2018	None	None	None
6/1-2/1998	6/24-26/2016	9/1-3/2017	None	CLE	5/16-17/2000	6/22-24/2018	4/9-12/2018	None
None	None	None	None	COL	None	7/2-4/2004	None	None
None	9/10-12/2018	None	None	HOU	None	7/15-17/1999	None	None
4/9-10/2003	7/24-26/2017	8/3-5/1984	None	KC	8/28-29/2018	6/10-12/2013	9/19-21/2005	None
5/14-15/2002	6/25-27/2013	7/13-16/1995	None	LAA	8/19-20/1998	8/6-8/2018	5/28-31/2015	None
None	6/10-12/2003	None	None	LAD	None	None	None	None
None	None	None	None	MIA	None	9/27-29/2013	None	None
6/12-13/1978	7/25-27/1997	9/1-4/1988	None	MIL	4/26/1979	9/28-30/2018	6/23-25/1975	None
5/16-17/2012	9/17-19/2018	9/21-24/2017	None	MIN	7/29-30/1991	5/3-5/2010	9/14-17/1933	None
8/17-18/1977	9/20-22/2002	6/8-11/1926	None	NY Yankees	7/17-18/2002	7/17-19/2009	9/8-11/1988	6/21-24/1973
None	None	None	None	NYM	None	6/18-20/2004	None	None
5/11-12/1999	9/18-20/2017	6/25-28/2018	None	OAK	7/19-20/1995	8/3-5/2018	6/25-28/2018	None
None	6/7-9/2002	None	None	PHI	None	None	None	None
None	3/30-4/1/2018	None	None	PIT	8/7-8/2017	None	None	None
None	None	None	None	SD	None	None	None	None
None	None	None	None	SF	None	6/6-8/2003	None	None
None	None	None	None	STL	None	None	None	None
4/16-17/1997	4/24-26/2012	8/7-9/1998	None	SEA	5/25-26/2010	8/8-10/2016	6/19-22/2017	None
None	None	None	None	TB	None	7/9-11/2018	7/26-29/2010	None
5/1-2/1963	5/6-8/2016	8/15-17/1980	None	TEX	9/14-15/2010	8/14-16/2017	7/13-15/1967	None
9/14-15/1993	6/3-5/2014	None	None	TOR	6/3-4/1998	8/28-30/2015	None	None
None	None	None	None	WAS	5/8-9/2013	6/13-15/1997	None	None

*All records are for history of franchise regardless of home city

HISTORY & RECORDS



TIGERS YEAR-BY-YEAR RESULTS



IN THE NATIONAL LEAGUE

The first Major League Detroit franchise, at the time known as the Wolverines, was a member of the National League from 1881 through 1888.

The 1887 Wolverines, led by Hall-of-Famer Dan Brouthers, won the franchise's only National League pennant by three and one-half games over the Philadelphia Phillies. They subsequently engaged the St. Louis Browns, champions of the American Association, in the longest World Series ever. Detroit won 10 of the 15 series games, which were played in 10 different cities over a 16-day period.

Detroit dropped out of the Major Leagues after the 1888 season, returning as a charter member of the American League in 1901.

Year	Pos	W-L	Pct	GA/GB	Manager
1881	4	41-43	.488	15	Frank Bancroft
1882	6	42-41	.506	12.5	Frank Bancroft
1883	7	40-58	.408	23	Jack Chapman
1884	8	28-84	.250	56	Jack Chapman

Year	Pos	W-L	Pct	GA/GB	Manager
1885	6	41-67	.380	44	Charlie Morton/Bill Watkins
1886	2	87-36	.707	2.5	Bill Watkins
1887	1	79-45	.637	3.5	Bill Watkins
1888	5	68-83	.519	16	Bill Watkins/Bob Leadly

ALL-TIME HOME RECORDS

(5044-4156 OVERALL)

Year	W	L	Pct.	Year	W	L	Pct.	Year	W	L	Pct.	Year	W	L	Pct.
1901	42	27	.609	1925	43	34	.558	1949	50	27	.649	1973	47	34	.580
1902	34	33	.507	1926	39	41	.488	1950	50	30	.625	1974	36	45	.444
1903	37	28	.569	1927	44	32	.579	1951	36	41	.468	1975	31	49	.388
1904	34	40	.459	1928	36	41	.468	1952	32	45	.416	1976	36	44	.450
1905	45	30	.600	1929	38	39	.494	1953	30	47	.390	1977	39	42	.481
1906	42	34	.553	1930	45	33	.577	1954	35	42	.455	1978	47	34	.580
1907	50	27	.649	1931	36	41	.468	1955	46	31	.597	1979	46	34	.575
1908	44	33	.571	1932	42	34	.553	1956	37	40	.481	1980	43	38	.531
1909	57	19	.750	1933	43	35	.551	1957	45	32	.584	1981	32	23	.582
1910	46	31	.597	1934	54	26	.675	1958	43	34	.558	1982	47	34	.580
1911	51	25	.671	1935	53	25	.679	1959	41	36	.532	1983	48	33	.593
1912	37	39	.487	1936	44	33	.571	1960	40	37	.519	1984	53	29	.646
1913	34	42	.447	1937	49	28	.636	1961	50	31	.617	1985	44	37	.543
1914	42	35	.545	1938	48	31	.608	1962	49	33	.598	1986	49	32	.605
1915	51	26	.662	1939	42	35	.545	1963	47	34	.580	1987	54	27	.667
1916	49	28	.636	1940	50	29	.633	1964	46	35	.568	1988	50	31	.617
1917	34	41	.453	1941	43	34	.558	1965	47	34	.580	1989	38	43	.469
1918	28	29	.491	1942	43	34	.558	1966	42	39	.519	1990	39	42	.481
1919	46	24	.657	1943	45	32	.584	1967	52	29	.642	1991	49	32	.605
1920	32	46	.410	1944	43	34	.558	1968	56	25	.691	1992	38	42	.475
1921	37	40	.481	1945	50	26	.658	1969	46	35	.568	1993	44	37	.543
1922	43	34	.558	1946	48	30	.615	1970	42	39	.519	1994	34	24	.586
1923	45	32	.584	1947	46	31	.597	1971	54	27	.667	1995	35	37	.486
1924	45	33	.577	1948	39	38	.506	1972	44	34	.564	1996	27	54	.333

ALL-TIME ROAD RECORDS

(4255-4921 OVERALL)

Year	W	L	Pct.	Year	W	L	Pct.	Year	W	L	Pct.	Year	W	L	Pct.
1901	32	34	.485	1925	38	39	.494	1949	37	40	.481	1973	38	43	.469
1902	18	50	.265	1926	40	34	.541	1950	45	29	.608	1974	36	45	.444
1903	28	43	.394	1927	38	39	.494	1951	37	40	.481	1975	26	53	.329
1904	28	50	.359	1928	32	45	.416	1952	18	59	.234	1976	38	43	.469
1905	34	44	.436	1929	32	45	.416	1953	30	47	.390	1977	35	46	.432
1906	29	44	.397	1930	30	46	.395	1954	33	44	.429	1978	39	42	.481
1907	42	31	.575	1931	25	52	.325	1955	33	44	.429	1979	39	42	.481
1908	46	30	.605	1932	34	41	.453	1956	45	32	.584	1980	41	40	.506
1909	41	35	.539	1933	32	44	.421	1957	33	44	.429	1981	28	26	.519
1910	40	37	.519	1934	47	27	.635	1958	34	43	.442	1982	36	45	.444
1911	38	40	.487	1935	40	33	.548	1959	35	42	.452	1983	44	37	.543
1912	32	45	.416	1936	39	38	.506	1960	31	46	.403	1984	51	29	.638
1913	32	45	.416	1937	40	37	.519	1961	51	30	.630	1985	40	40	.500
1914	38	38	.500	1938	36	39	.480	1962	36	43	.456	1986	38	43	.469
1915	49	28	.636	1939	39	38	.506	1963	32	49	.395	1987	44	37	.543
1916	38	39	.494	1940	40	35	.533	1964	39	42	.481	1988	38	43	.469
1917	44	34	.564	1941	32	45	.416	1965	42	39	.519	1989	21	60	.259
1918	27	42	.391	1942	30	47	.390	1966	46	35	.568	1990	40	41	.494
1919	34	36	.486	1943	33	44	.429	1967	39	42	.481	1991	35	46	.432
1920	29	47	.382	1944	45	32	.584	1968	47	34	.580	1992	37	45	.451
1921	34	42	.447	1945	38	39	.494	1969	44	37	.543	1993	41	40	.506
1922	36	41	.468	1946	44	32	.579	1970	37	44	.457	1994	19	38	.333
1923	38	39	.494	1947	39	38	.506	1971	37	44	.457	1995	25	47	.347
1924	41	35	.539	1948	39	38	.506	1972	42	36	.538	1996	26	55	.321



YEARLY TIGERS LEADERS

BATTING

Year	Batting Average	Runs Scored	Hits	Doubles	Triples	Home Runs
1901	Elberfeld .308	Barrett 110	Barrett 159	Holmes 28	Gleason 12	Barrett 4 Holmes 4 Barrett 4 Crawford 4
1902	Barrett .303	Barrett 93	Barrett 154	Barrett 19	Harley 8	Barrett 4 Crawford 4
1903	Crawford .332	Barrett 95	Crawford 181	Carr 23 Crawford 23	Crawford *25	Crawford 2 Hickman 2 McIntyre 2 Crawford 6 Coughlin 2 Crawford 2 O'Leary 2 Schaefer 2
1904	Barrett .268	Barrett 83	Barrett 167	Crawford 22	Crawford 16	Crawford 2 Hickman 2 McIntyre 2 Crawford 6 Coughlin 2 Crawford 2 O'Leary 2 Schaefer 2
1905	Crawford .297	Crawford 73	Crawford 171	Crawford 38	Crawford 10	Crawford 2 Hickman 2 McIntyre 2 Crawford 6 Coughlin 2 Crawford 2 O'Leary 2 Schaefer 2
1906	Crawford .295	Crawford 65	Crawford 166	Crawford 25	Crawford 16	Crawford 2 Hickman 2 McIntyre 2 Crawford 6 Coughlin 2 Crawford 2 O'Leary 2 Schaefer 2
1907	Cobb *350	Crawford *102	Cobb *212	Crawford 34	Crawford 17	Cobb 5
1908	Cobb *324	McIntyre *105	Cobb *188	Cobb *36	Cobb *20	Crawford *7
1909	Cobb *377	Cobb *116	Cobb *216	Crawford *35	Crawford 14	Cobb *9
1910	Cobb *385	Cobb *106	Cobb 196	Cobb 36	Crawford *19	Cobb 8
1911	Cobb *420	Cobb *147	Cobb *248	Cobb *47	Cobb *24	Cobb 8
1912	Cobb *410	Cobb 119	Cobb *227	Cobb 30 Crawford 30	Crawford 23	Cobb 7
1913	Cobb *390	Bush 97	Crawford 98	Crawford 32	Crawford *23	Crawford 9
1914	Cobb *368	Bush 98	Crawford 183	Burns 22 Cobb 22 Crawford 22	Crawford *26	Crawford 8
1915	Cobb *369	Cobb *144	Cobb *208	Veach *40	Crawford *19	Burns 5
1916	Cobb .371	Cobb *113	Cobb 201	Veach 33	Veach 15	Cobb 5
1917	Cobb *383	Bush *112	Cobb *225	Cobb *44	Cobb *23	Veach 8
1918	Cobb *382	Cobb 83	Cobb 161	Veach 21	Cobb *14	Heilmann 5
1919	Cobb *384	Cobb 92	Cobb ^191 Veach ^191	Veach *45	Veach *17	Heilmann 8
1920	Cobb .334	Veach 92	Veach 188	Veach 39	Veach 15	Veach 11
1921	Heilmann *394	Cobb 124	Heilmann *237	Heilmann 43 Veach 43	Cobb 16	Heilmann 19
1922	Cobb .401	Blue 131	Cobb 211	Cobb 42	Cobb 16	Heilmann 21
1923	Heilmann *403	Heilmann 121	Heilmann 211	Heilmann 44	Heilmann 11 Rigney 11	Heilmann 18
1924	Heilmann .346	Cobb 115	Cobb 211	Heilmann ^45	Heilmann 16	Heilmann 10
1925	Heilmann *393	Wingo 104	Heilmann 225	Heilmann 40 O'Rourke 40	Cobb 12	Heilmann 13
1926	Manush *378	Manush 95	Manush 188	Heilmann 41	Gehring 17	Manush 14
1927	Heilmann *398	Gehring 110	Heilmann 201	Heilmann 50	Manush 18	Heilmann 14
1928	Heilmann .328	Gehring 108	Gehring 193	Heilmann 38	Gehring 16	Heilmann 14
1929	Heilmann .344	Gehring *131	Alexander ^215 Gehring ^215	Gehring ^45 Johnson ^45	Gehring *19	Alexander 25
1930	Gehring .330	Gehring 144	Gehring 201	Gehring 47	Gehring 15	Alexander 20
1931	Stone .327	Johnson 107	Stone 191	Alexander 47	Johnson *19	Stone 19
1932	Walker .323	Gehring 112	Gehring 184	Gehring 44	Davis 13	Gehring 10
1933	Gehring .325	Gehring 103	Gehring 204	Gehring 42 Rogell 42	Fox 13	Gehring 12 Greenberg 12
1934	Gehring .356	Gehring *134	Gehring *214	Greenberg *63	Owen 9	Greenberg 26
1935	Gehring .330	Gehring 123	Greenberg 203	Greenberg *46	Greenberg 16	Greenberg ^36
1936	Gehring .354	Gehring 144	Gehring 227	Gehring *60	Gehring 12	Goslin 24
1937	Gehring *371	Gehring 137	Walker 213	Greenberg *49	Greenberg 14	Greenberg 40
1938	Greenberg .315	Greenberg *144	Fox 186	Fox 35	Fox 10	Greenberg *58
1939	Gehring *325	McCosky 120	McCosky 190	Greenberg 42	McCosky 14	Greenberg 33
1940	Greenberg .340	Greenberg 129	McCosky ^200	Greenberg *50	McCosky *19	Greenberg *41
1941	McCosky .324	York 91	Higgins 161	York 29	Campbell 10	York *27
1942	McCosky .293	York 81	McCosky 176	Higgins 34	McCosky 11	York *21
1943	Wakefield .316	Wakefield 91	Wakefield *200	Wakefield *38	York 11	York *34
1944	Higgins .297	Higgins 79	Cramer 169	Higgins 32	Cramer 9	York 18
1945	Mayo .285	Cullenbine 80	York 157	Cullenbine 27	Cramer 8	Cullenbine 18 York 18
1946	Kell .327	Lake 105	Lake 149	Greenberg 29	Kell 9	Greenberg *44
1947	Kell .320	Lake 96	Kell 188	Kell 29	Lake 6 Mullin 6	Cullenbine 24
1948	Evers .314	Mullin 91	Evers 169	Evers 33	Mullin 11	Mullin 23
1949	Kell *343	Kell 97	Wertz 185	Kell 38	Kell 9	Wertz 20
1950	Kell .340	Kell 114	Kell *218	Kell *56	Evers ^11	Wertz 27
1951	Kell .319	Kell 92	Kell *191	Kell ^36	Mullin 6 Priddy 6	Wertz 27
1952	Groth .284	Dropo 56 Groth 56	Groth 149	Priddy 23	Mullin 5	Dropo 23
1953	Kuenn .308	Kuenn 94	Kuenn *209	Kuenn 33	Kuenn 7	Boone 22
1954	Kuenn .306	Kuenn 81	Kuenn ^201	Kuenn 28	Tuttle 11	Boone 20
1955	Kaline *340	Kaline 121	Kaline *200	Kaline *38	Kaline 8	Kaline 27
1956	Kuenn .332	Kaline 96 Kuenn 96 Maxwell 96	Kuenn *196	Kaline 32 Kuenn 32	Kaline 10	Maxwell 28
1957	Kaline .295	Kaline 83	Kuenn 173	Kuenn 30	Bolling 6 Kuenn 6	Maxwell 24
1958	Kuenn .319	Bolling 91	Kuenn 179	Kuenn *39	Harris 8	Harris 20
1959	Kuenn .353	Yost *115	Kuenn *198	Kuenn *42	Kuenn 7	Maxwell 31

YEARLY TIGERS LEADERS



Year	Batting Average	Runs Scored	Hits	Doubles	Triples	Home Runs
1960	Kaline .278	Yost 78	Kaline 153	Kaline 29	Maxwell 5	Colavito 35
1961	Cash *.361	Colavito 129	Cash *193	Kaline *41	Wood *14	Colavito 45
1962	Bruton .278	Cash 94	Colavito 164	Colavito 30	Kaline 6	Cash 39
1963	Kaline .312	Colavito 91	Kaline 172	Colavito 29	Bruton 8	Kaline 27
1964	Freehan .300	McAuliffe 85	Lumpe 160	Kaline 31	Freehan 8	McAuliffe 24
1965	Horton .273	Wert 81	Wert 159	Cash 23	McAuliffe 6	Cash 30
1966	Kaline .288	Cash 98	Cash 168	Kaline 29	McAuliffe 8	Cash 32
1967	Kaline .308	Kaline 94	Freehan 146	Kaline 28	McAuliffe 7	Kaline 25
1968	Horton .285	McAuliffe *95	Northrup 153	Northrup 29	McAuliffe 10	Horton 36
1969	Northrup .295	Cash 81	Northrup 160	Northrup 31	McAuliffe 5	Horton 28
1970	Kaline .278	Stanley 83	Stanley 143	Kaline 24	Stanley 11	Northrup 24
1971	Kaline .294	Cash 72	Rodriguez 153	Rodriguez 30	Rodriguez 7	Cash 32
1972	Northrup .261	Northrup 72	Rodriguez 65	Rodriguez 23	Stanley 6	Cash 22
1973	Stanley .244	Rodriguez 65	Rodriguez 142	Rodriguez 27	Northrup 7	Cash 19
1974	Freehan .297	Stanley 81	Stanley 147	Rodriguez 28	Northrup 7	Freehan 18
1975	Horton .275	Kaline 71	Sutherland 157	Kaline 27	Freehan 5	Freehan 18
1976	LeFlore .316	LeFlore 66	Horton 169	Rodriguez 20	Rodriguez 5	Horton 25
1977	LeFlore .325	LeFlore 93	Staub 176	Staub 28	LeFlore 6	Thompson 17
1978	LeFlore .297	LeFlore 100	LeFlore 212	Staub 34	Fuentes 8	Thompson 31
1979	LeFlore .297	LeFlore *126	LeFlore 198	LeFlore 30	Whitaker 7	Thompson 26
1980	Kemp .318	LeFlore 110	LeFlore 180	Staub 30	Whitaker 7	Thompson 26
1981	Trammell .300	LeFlore 110	LeFlore 180	Kemp 26	LeFlore 10	Kemp 26
1982	Trammell .277	Trammell 107	Trammell 168	Parrish 34	Brookens 9	Parrish 24
1983	Herndon .292	Kemp 52	Kemp 103	Kemp 18	Cowens 4	Parrish 10
1984	Herndon .292	Trammell 52	Trammell 103	Parrish 18	Whitaker 4	Whitaker 4
1985	Whitaker .287	Herndon 92	Herndon 179	Trammell 34	Herndon 13	Parrish 32
1986	Trammell .277	Whitaker 94	Whitaker 206	Parrish 42	Gibson 9	Parrish 27
1987	Trammell .343	Whitaker 92	Trammell 174	Lemon 34	Herndon 9	Herndon 9
1988	Trammell .311	Gibson 92	Trammell 145	Trammell 34	Gibson 10	Parrish 33
1989	Pettis .257	Gibson 92	Trammell 174	Gibson 37	Whitaker 8	Evans *40
1990	Trammell .304	Whitaker 102	Whitaker 170	Trammell 33	Trammell 7	Evans 29
1991	Phillips .284	Trammell 107	Trammell 159	Trammell 37	Whitaker 6	Evans 34
1992	Whitaker .278	Whitaker 110	Trammell 205	Whitaker 38	Whitaker 5	Evans 22
1993	Phillips .313	Trammell 73	Trammell 145	Lemon 29	Brookens 5	Evans 22
1994	Whitaker .301	Pettis 77	Whitaker 128	Whitaker 21	Sheridan 5	Whitaker 28
1995	Fryman .275	Whitaker 77	Whitaker 128	Whitaker 21	Pettis 6	Whitaker 28
1996	Higginson .320	Fielder 104	Trammell 170	Trammell 37	Fielder 5	Fielder *51
1997	Higginson .299	Fielder 102	Fielder 163	Fryman 36	Phillips 7	Fielder ^44
1998	Clark .291	Phillips *114	Fryman 175	Phillips 32	Fryman 4	Fielder 35
1999	Cruz, D. .284	Phillips 113	Fryman 182	Fryman 37	Cuyler 7	Tettleton 32
2000	Cruz, D. .302	Phillips 91	Phillips 123	Fryman 34	Fryman 5	Fielder 28
2001	Cedeno .293	Curtis 96	Curtis 157	Curtis 29	Samuel 5	Fielder 31
2002	Simon .301	Curtis 96	Curtis 157	Curtis 29	Higginson 5	Fielder 31
2003	Young .297	Fryman 90	Fryman 165	Higginson 35	Pride 5	Clark 27
2004	Rodriguez .334	Hunter 112	Hunter 177	Easley 37	Hunter 7	Clark 32
2005	Monroe .277	Higginson 92	Clark 175	Easley 38	Gonzalez 5	Clark 34
2006	Guillen .320	Palmer 92	Clark 150	Cruz, D. 35	Polonia 8	Palmer 38
2007	Ordoñez *.363	Higginson 104	Higginson 179	Cruz, D. 46	Encarnacion 6	Higginson 30
2008	Ordoñez .317	Higginson 84	Cedeno 153	Halter 32	Cedeno 11	Fick 19
2009	Cabrera .324	Fick 66	Fick 150	Fick 36	Cedeno 6	Simon 19
2010	Cabrera .328	Young 78	Young 167	Young 34	Young 7	Young 29
2011	Cabrera *.344	Guillen 97	Rodriguez 176	Guillen 37	Guillen 10	Peña 27
2012	Cabrera *.330	Inge 75	Inge 161	Rodriguez 33	Inge 9	Young 21
2013	Cabrera *.348	Guillen 100	Ordoñez 177	Guillen 41	Granderson 9	Monroe 28
2014	V. Martinez .335	Granderson 122	Ordoñez 216	Ordoñez *54	Granderson *23	Ordoñez 28
2015	Cabrera *.338	Granderson 112	Cabrera 180	Cabrera 36	Granderson *13	Cabrera *37
2016	Cabrera .316	Cabrera 96	Cabrera 198	Cabrera 34	Granderson 8	Cabrera 34
2017	Upton .279	Cabrera 111	Cabrera 181	Cabrera 45	Jackson 10	Cabrera 38
2018	Castellanos .298	Cabrera 111	Cabrera 197	Cabrera 48	Jackson 11	Cabrera 30
2019	Castellanos .298	Cabrera 109	Cabrera 205	Cabrera 40	Jackson *10	Cabrera *44
2020	Castellanos .298	Cabrera 103	Cabrera 193	Hunter 37	Jackson 7	Cabrera 44
2021	Castellanos .298	Cabrera 101	Cabrera 191	Cabrera *52	Jackson 5	V. Martinez 32
2022	Castellanos .298	Kinsler 94	Kinsler 185	Kinsler 35	Davis 11	J.D. Martinez 38
2023	Castellanos .298	Kinsler 117	Cabrera 188	J.D. Martinez 35	Maybin 5	Cabrera 38
2024	Castellanos .298	Kinsler 90	Castellanos 167	Upton 37	Castellanos *10	Upton 28
2025	Castellanos .298	Castellanos 88	Castellanos 185	Castellanos 46	Jones 6	Castellanos 23

*Led League; ^Tied for league lead

Year	RBI	Walks	Strikeouts	Stolen Bases	On-Base %	Slugging %
1901	Elberfeld 76	Barrett 76	---	Holmes 35	Elberfeld .397	Elberfeld .428
1902	Elberfeld 64	Barrett 74	---	Barrett 24	Barrett .397	Barrett .387
1903	Crawford 89	Barrett *74	---	Barrett 27	Barrett *.407	Crawford .488
1904	Crawford 73	Barrett *79	---	Crawford 20	Barrett .353	Crawford .352
1905	Crawford 75	Crawford 50	---	Crawford 22	Crawford .357	Crawford .430
1906	Crawford 72	McIntyre 56	---	Coughlin 31	Crawford .341	Crawford .407
				Schaefer 31		



YEARLY TIGERS LEADERS

Year	RBI	Walks	Strikeouts	Stolen Bases	On-Base %	Slugging %		
1907	Cobb	*116	Jones	60	---	Cobb	*.473	
1908	Cobb	*108	McIntyre	83	---	Schaefer	*.475	
1909	Cobb	*107	Bush	*88	---	Cobb	*.517	
1910	Crawford	*120	Bush	*78	---	Cobb	*.554	
1911	Cobb	*144	Bush	*98	---	Cobb	*.621	
1912	Crawford	109	Bush	*117	---	Cobb	*.586	
1913	Crawford	83	Bush	80	Gainor	45	Cobb	.535
1914	Crawford	*104	Bush	*112	Stanage	58	Bush	.483
						Cobb	.35	
						Cobb	.35	
1915	Crawford	^112	Bush	118	Burns	51	Cobb	.487
	Veach	^112	Cobb	118				
1916	Veach	91	Cobb	78	Stanage	48	Cobb	.493
1917	Veach	*103	Bush	80	Heilmann	54	Cobb	*.566
1918	Veach	*78	Bush	79	Cunningham	34	Cobb	*.515
1919	Veach	101	Bush	75	Heilmann	41	Cobb	.519
1920	Veach	113	Young	85	Bush	32	Cobb	.474
					Heilmann	32	Cobb	.15
1921	Heilmann	139	Blue	103	Blue	47	Cobb	.606
1922	Veach	126	Blue	82	Blue	48	Rigney	.598
1923	Heilmann	115	Blue	96	Blue	40	Haney	.632
					Heilmann	40		
1924	Heilmann	114	Rigney	102	Heilmann	41	Cobb	.533
1925	Heilmann	134	Blue	83	Tavener	60	Blue	.598
1926	Heilmann	103	Blue	90	Tavener	53	Blue	.564
1927	Heilmann	120	Heilmann	72	Warner	45	Neun	.616
1928	Heilmann	107	Gehring	69	Tavener	51	Rice	.507
1929	Alexander	137	Johnson	67	Alexander	63	Gehring	.580
1930	Alexander	135	Gehring	69	Alexander	56	McManus	.534
1931	Alexander	87	Johnson	72	Johnson	51	Johnson	.464
1932	Stone	108	Gehring	68	Stone	64	Walker	.497
1933	Gehring	105	Rogell	79	Greenberg	78	Walker	.668
1934	Greenberg	139	Gehring	99	Greenberg	93	White	.400
1935	Greenberg	*170	Cochrane	96	Greenberg	91	White	.628
1936	Greenberg	125	Goslin	85	Goslin	50	Walker	.555
1937	Greenberg	*183	Greenberg	102	Greenberg	101	Walker	.668
1938	Greenberg	146	Greenberg	^119	Greenberg	92	Fox	.683
1939	Greenberg	^112	Greenberg	91	Greenberg	*95	Fox	.622
1940	Greenberg	*150	Gehring	101	York	88	McCosky	*.670
1941	York	111	Gehring	95	York	88	McCosky	.457
1942	York	90	York	73	York	71	McCosky	.430
1943	York	*118	York	84	Hoover	101	Harris	*.527
					Hoover	6		
1944	York	98	Higgins	81	York	73	Mayo	.439
1945	Cullenbine	93	Cullenbine	101	York	85	Webb	.451
1946	Greenberg	*127	Lake	103	Greenberg	88	Lake	.604
1947	Kell	93	Cullenbine	137	Mullin	66	Lake	.435
					Wertz	66		
1948	Evers	103	Mullin	77	Wertz	70	Lipon	.504
1949	Wertz	133	Wertz	80	Wertz	61	Kell	.467
							Kolloway	.7
1950	Wertz	123	Groth	95	Priddy	95	Lipon	.551
			Priddy	95				
1951	Wertz	94	Wertz	78	Priddy	73	Kell	.511
1952	Dropo	70	Ginsberg	51	Dropo	63	Mullin	.479
1953	Dropo	96	Delsing	66	Dropo	60	Kuenn	.453
1954	Boone	85	Boone	71	Tuttle	69	Kaline	.466
							Kuenn	.9
1955	Boone	^116	Kaline	82	Kaline	57	Torgeson	.546
1956	Kaline	128	Maxwell	79	Maxwell	74	Kuenn	.534
1957	Kaline	90	Maxwell	76	Maxwell	84	Kaline	.482
1958	Kaline	85	Maxwell	64	Martin	62	Wilson	.490
1959	Maxwell	95	Yost	*135	Maxwell	91	Kaline	*.530
1960	Colavito	87	Yost	*125	Colavito	80	Kaline	.474
1961	Colavito	140	Cash	124	Wood	141	Wood	.662
1962	Colavito	112	Cash	104	Cash	82	Wood	.514
1963	Kaline	101	Cash	89	Colavito	78	Wood	.514
1964	Cash	83	McAuliffe	77	McAuliffe	96	Wood	.469
1965	Horton	104	Cash	77	Horton	101	Lumpe	.512
1966	Horton	100	Kaline	81	Horton	103	Wert	.534
1967	Kaline	78	McAuliffe	105	McAuliffe	118	Stanley	.541
1968	Northrup	90	McAuliffe	82	Horton	110	McAuliffe	.543
1969	Horton	91	Cash	63	Horton	93	Stanley	.508
1970	Northrup	80	McAuliffe	101	Northrup	68	Stanley	.458
1971	Cash	91	Kaline	82	Rodriguez	93	Northrup	.531
1972	Cash	61	McAuliffe	59	Rodriguez	104	Taylor	.445
1973	Rodriguez	58	Brown	52	Rodriguez	85	Taylor	.384
1974	Kaline	64	Kaline	65	Kaline	75	LeFlore	.479
1975	Horton	92	Sutherland	45	LeFlore	139	LeFlore	.421
1976	Staub	96	Staub	83	LeFlore	111	LeFlore	.429
1977	Thompson	105	Thompson	73	LeFlore	121	LeFlore	.433
1978	Staub	121	Kemp	97	LeFlore	104	LeFlore	.487
1979	Kemp	105	Whitaker	78	Parrish	105	LeFlore	.472
							Kemp	.543

YEARLY TIGERS LEADERS



Year	RBI	Walks	Strikeouts	Stolen Bases	On-Base %	Slugging %
1980	Kemp 101	Whitaker 73	Parrish 109	Brookens 13 Peters 13	Kemp .376	Parrish .499
1981	Kemp 49	Kemp 70	Gibson 64	Gibson 17	Kemp .389	Kemp .419
1982	Hernndon 88	Lemon 56	Parrish 99	Trammell 19	Lemon .368	Parrish .529
1983	Parrish 114	Whitaker 67	Parrish 106	Trammell 30	Trammell .385	Parrish .483
1984	Parrish 98	Evans 77	Parrish 120	Gibson 29	Trammell .382	Gibson .516
1985	Parrish 98	Evans 85	Gibson 137	Gibson 30	Gibson .364	Evans .519
1986	Coles 86 Gibson 86	Evans 91	Gibson 107	Gibson 34	Gibson .371	Gibson .492
1987	Trammell 105	Evans 100	Gibson 117	Gibson 26	Trammell .402	Trammell .551
1988	Trammell 69	Evans 84	Evans 89	Pettis 44	Trammell .373	Trammell .464
1989	Whitaker 85	Whitaker 89	Pettis 106	Pettis 43	Pettis .375	Whitaker .462
1990	Felder *132	Phillips 99	Felder *182	Phillips 19	Felder .377	Felder *.592
1991	Felder *133	Tettleton 101	Deer *175	Cuyler 41	Whitaker .391	Felder .513
1992	Felder *124	Tettleton *122	Felder 151	Pettis 13	Phillips .387	Tettleton .469
1993	Felder 117	Phillips *132	Tettleton 139	Phillips 16	Phillips .443	Tettleton .492
1994	Felder 90	Tettleton 97	Fryman *128	Phillips 13	Tettleton .419	Gibson .548
1995	Felder 82	Felder 75	Felder 116	Curtis 27	Curtis .349	Felder .472
1996	Fryman 100	Higginson 65	Nieves 158	Bartee 20	Higginson .404	Higginson .577
1997	Clark 117	Clark 93	Nieves 157	Hunter *74	Higginson .379	Higginson .520
1998	Clark 103	Clark 63 Higginson 63	Clark 128	Hunter 42	Clark .358	Clark .522
1999	Palmer 100	Clark 64 Higginson 64	Palmer 153	Encarnacion 33	Ausmus .365	Palmer .518
2000	Higginson 102 Palmer 102	Higginson 74	Palmer 146	Encarnacion 16	Higginson .377	Higginson .538
2001	Clark 75	Higginson 80	Clark 108	Cedeno 55	Higginson .367	Halter .467
2002	Simon 82	Fick 46	Inge 101	Lombard 13	Higginson .345	Simon .459
2003	Young 85	Higginson 59	Young 130	Sanchez 44	Young .372	Young .537
2004	Guillen 97	Higginson 70	Peña 146	Sanchez 19	Rodriguez .383	Guillen .542
2005	Monroe 89	Inge 63	Inge 140	Logan 23	Inge .330	Young .471
2006	Ordoñez 104	Guillen 71	Granderson *174	Guillen 20	Guillen .400	Guillen .519
2007	Ordoñez 139	Sheffield 84	Inge 150	Granderson 26	Ordoñez .434	Ordoñez .595
2008	Cabrera 127	Granderson 71	Cabrera 126	Granderson 12	Ordoñez .376	Cabrera .537
2009	Cabrera 103	Granderson 72	Inge 170	Granderson 20	Cabrera .396	Cabrera .547
2010	Cabrera *126	Cabrera 89	Jackson 170	Jackson 27	Cabrera *.420	Cabrera .622
2011	Cabrera 105	Cabrera 108	Jackson 181	Jackson 22	Cabrera .448	Cabrera .586
2012	Cabrera *139	Felder 85	Jackson 134	Berry 21	Felder .412	Cabrera .606
2013	Cabrera 137	Cabrera 90	Jackson 129	Jackson 8	Cabrera *.442	*Cabrera .636
2014	Cabrera 109	V. Martinez 70	Avila 151	Davis 36	V. Martinez *.409	V. Martinez .565
2015	J.D. Martinez 102	Cabrera 77	J.D. Martinez 178	Gose 23	Cabrera *.440	J.D. Martinez .535
2016	Cabrera 108	Cabrera 75	Upton 179	Maybin 15	Cabrera .393	Cabrera .563
2017	Castellanos 101	Upton 57	Upton 147	Kinsler 14	Upton .362	Upton .542
2018	Castellanos 89	Candelario 66	Candelario 160	Iglesias 15	Castellanos .354	Castellanos .500

*Led League; ^Tied for league lead

PITCHING

Year	Wins	Losses	Winning %	ERA	Appearances	Innings Pitched
1901	Miller 23	Cronin 15 Siever 15	Miller .639	Yeager 2.61	Miller 38 Siever 38	Miller 332.0
1902	Mercer 15	Mercer 18	Mercer .455	Siever *1.91	Mercer 35 Mullin 35	Mercer 281.2
1903	Mullin 18	Donovan 16 Kitson 16 Mullin 23	Mullin .545	Mullin 2.25	Mullin 41	Mullin 320.2
1904	Donovan 17 Mullin 17	Mullin 23	Donovan .515	Mullin 2.40	Mullin 45	Mullin 382.1
1905	Killian 23	Mullin 21	Killian .622	Killian 2.27	Mullin 44	Mullin *347.2
1906	Mullin 21	Mullin 18	Killian .625	Siever 2.71	Mullin 40	Mullin 330.0
1907	Donovan 25 Killian 25	Mullin 20	Donovan *.862	Killian 1.78	Mullin 46	Mullin 357.1
1908	Summers 24	Mullin 13	Donovan .720	Summers 1.64	Summers 40	Summers 301.0
1909	Mullin *29	Willett 10	Mullin *.784	Killian 1.71	Willett 41	Mullin 303.2
1910	Mullin 21	Mullin 12 Summers 12	Donovan .708	Willett 2.37	Mullin 38	Mullin 289.0
1911	Mullin 18	Willett 14	Works .688	Mullin 3.07	Willett 38	Mullin 234.1
1912	Dubuc 17 Willett 17	Mullin 17	Dubuc .630	Dubuc 2.77	Dubuc 37 Willett 37	Willett 284.1
1913	Dubuc 15	Dubuc 14 Willett 14	Lake .533	Dauss 2.48	Dubuc 36	Dubuc 242.2
1914	Coveleski 22	Dauss 15	Coveleski .647	Coveleski 2.49	Dauss 45	Coveleski 303.1
1915	Dauss 24	Coveleski 13 Dauss 13	Boland .650	Coveleski 2.45	Coveleski ^50	Coveleski 312.2
1916	Coveleski 21	Dauss 12 James 12	Coveleski .656	Coveleski 1.97	Boland 46	Coveleski 324.1
1917	Dauss 17	Ehmke 15	Mitchell .600	James 2.09	Cunningham 44	Dauss 270.2
1918	Boland 14	Dauss 16	Boland .583	Boland 2.65	Dauss 33	Dauss 249.2
1919	Dauss 21	Boland 16	Dauss .700	Leonard 2.77	Boland 35	Dauss 256.1
1920	Ehmke 15	Dauss 21	Ehmke .455	Ehmke 3.29	Ayers 46	Dauss 270.1
1921	Ehmke 13	Dauss 15	Ehmke .481	Leonard 3.75	Oldham 40	Leonard 245.0
1922	Pillette 19	Ehmke 17	Pillette .613	Pillette 2.85	Ehmke 45	Ehmke 279.2
1923	Dauss 21	Pillette ^19	Dauss .722	Cole 3.62	Cole 52	Dauss 316.0
1924	Whitehill 17	Dauss 11 Stoner 11	Holloway .700	Collins 3.21	Holloway 49	Whitehill 233.0



YEARLY TIGERS LEADERS

Year	Wins	Losses	Winning %	ERA	Appearances	Innings Pitched						
1925	Dauss	16	Holloway	.765	Dauss	3.16	Doyle	45	Whitehill	239.1		
1926	Whitehill	16	Whitehill	13	Dauss	.667	Gibson	3.48	Holloway	36	Whitehill	252.1
									Wells	36		
									Whitehill	36		
1927	Whitehill	16	Whitehill	14	Collins	.650	Whitehill	3.36	Whitehill	41	Whitehill	236.0
1928	Carroll	16	Whitehill	16	Carroll	.571	Carroll	3.27	Smith	39	Carroll	231.0
1929	Uhle	15	Carroll	17	Uhle	.577	Uhle	4.08	Whitehill	38	Uhle	249.0
1930	Whitehill	17	Whitehill	13	Sorrell	.593	Uhle	3.65	Sullivan	40	Uhle	239.0
1931	Sorrell	13	Bridges	16	Sorrell	.481	Uhle	3.50	Bridges	35	Whitehill	271.1
	Whitehill	13	Whitehill	16					Herring	35		
									Sorrell	35		
1932	Whitehill	16	Sorrell	14	Whitehill	.571	Bridges	3.36	Hogsett	47	Whitehill	244.0
1933	Marberry	16	Fischer	15	Marberry	.593	Bridges	3.09	Hogsett	45	Marberry	238.1
1934	Rowe	24	Bridges	11	Rowe	.750	Auker	3.42	Rowe	45	Bridges	275.0
1935	Bridges	21	Rowe	13	Auker	*.720	Bridges	3.51	Rowe	42	Rowe	275.2
1936	Bridges	*23	Auker	16	Bridges	.676	Bridges	3.60	Lawson	41	Bridges	294.2
									Rowe	41		
1937	Lawson	18	Bridges	12	Gill	.733	Auker	3.88	Auker	39	Auker	252.2
1938	Bridges	13	Auker	10	Eisenstat	.600	Gill	4.12	Coffman	39	Kennedy	190.1
1939	Bridges	17	Rowe	12	Bridges	.708	Newsom	3.37	Benton	37	Newsom	246.0
	Newsom	17										
1940	Newsom	21	Benton	10	Rowe	*.842	Newsom	2.83	Benton	42	Newsom	264.0
1941	Benton	15	Newsom	*20	Benton	.714	Bridges	3.41	Newsom	43	Newsom	250.1
1942	Trucks	14	Trout	18	Trucks	.636	Newhouser	2.45	Newhouser	38	Benton	226.2
1943	Trout	^20	Newhouser	17	Bridges	.632	Bridges	2.39	Trout	44	Trout	246.2
1944	Newhouser	*29	Gentry	14	Newhouser	.763	Trout	*2.12	Trout	49	Trout	*352.1
1945	Newhouser	*25	Trout	15	Newhouser	.735	Newhouser	*1.81	Trout	41	Newhouser	*313.1
1946	Newhouser	^26	Trout	13	Newhouser	.743	Newhouser	*1.94	Trout	38	Newhouser	292.2
1947	Hutchinson	18	Newhouser	*17	Overmire	.688	Newhouser	2.87	Newhouser	40	Newhouser	285.0
1948	Newhouser	*21	Houtteman	16	Newhouser	.636	Newhouser	3.01	Houtteman	43	Newhouser	272.1
									Trucks	43		
									Trucks	41	Newhouser	292.0
1949	Trucks	19	Newhouser	11	Hutchinson	.682	Trucks	2.81	Trucks	41	Newhouser	292.0
1950	Houtteman	19	Newhouser	13	Trout	.722	Houtteman	3.54	White	42	Houtteman	274.2
1951	Trucks	13	Gray	^14	Trucks	.619	Hutchinson	3.68	Trout	42	Gray	197.1
1952	Gray	12	Houtteman	*20	Newhouser	.500	Trucks	3.97	White	41	Gray	224.0
1953	Garver	11	Gray	15	Garver	.500	Garver	4.45	Herbert	43	Garver	198.1
1954	Gromek	18	Gromek	16	Garver	.560	Gromek	2.74	Herbert	42	Gromek	252.2
1955	Hoelt	16	Garver	16	Hoelt	.696	Hoelt	2.99	Aber	39	Lary	235.0
1956	Lary	*21	Hoelt	14	Lary	.618	Lary	3.15	Foytack	43	Lary	*294.0
1957	Bunning	^20	Lary	16	Bunning	.714	Bunning	2.69	Bunning	45	Bunning	*267.1
									Maas	45		
1958	Lary	16	Lary	15	Bunning	.538	Lary	2.90	Aguirre	44	Lary	*260.1
1959	Bunning	17	Foytack	14	Mossi	.654	Mossi	3.36	Morgan	46	Bunning	249.2
	Lary	17										
	Mossi	17										
1960	Lary	15	Lary	15	Mossi	.529	Bunning	2.79	Sisler	41	Lary	*274.1
1961	Lary	23	Bunning	11	Lary	.719	Mossi	2.96	Aguirre	45	Lary	275.1
1962	Bunning	19	Mossi	13	Aguirre	.667	Aguirre	*2.21	Nischwitz	48	Bunning	258.0
1963	Regan	15	Aguirre	15	Regan	.625	Aguirre	3.67	Fox	46	Bunning	248.1
1964	Wickersham	19	Wickersham	12	Lolich	.667	Lolich	3.26	Lolich	44	Wickersham	254.0
1965	McLain	16	Wickersham	14	McLain	.727	McLain	2.61	Gladding	46	Lolich	243.2
1966	McLain	20	Lolich	14	Wilson	.684	Wilson	2.59	Sherry	55	McLain	264.1
1967	Wilson	22	McLain	16	Wilson	.667	Lolich	3.04	Gladding	42	Wilson	264.0
1968	McLain	*31	Wilson	12	McLain	*.838	McLain	1.96	Dobson	47	McLain	*336.0
1969	McLain	*24	Lolich	11	McLain	.727	McLain	2.80	Dobson	49	McLain	*325.0
1970	Lolich	14	Lolich	*19	Cain	.632	Lolich	3.80	Timmerman	61	Lolich	272.2
1971	Lolich	*25	Lolich	14	Coleman	.690	Lolich	2.92	Scherman	69	Lolich	*376.0
1972	Lolich	22	Coleman	14	Lolich	.611	Lolich	2.50	Seelbach	61	Lolich	327.1
1973	Coleman	23	Coleman	15	Hiller	.667	Coleman	3.53	Hiller	65	Lolich	308.2
1974	Hiller	17	Lolich	*21	Coleman	.538	Lolich	4.15	Hiller	59	Lolich	308.0
1975	Lolich	12	Coleman	18	Ruhle	.478	Lolich	3.78	Hiller	36	Lolich	240.2
									Walker	36		
1976	Fidrych	19	Roberts	17	Fidrych	.679	Fidrych	*2.34	Hiller	56	Roberts	252.0
1977	Rozema	15	Arroyo	18	Rozema	.682	Rozema	3.09	Hiller	45	Rozema	218.1
1978	Slaton	17	Rozema	12	Billingham	.652	Rozema	3.14	Hiller	51	Slaton	233.2
1979	Morris	17	Wilcox	10	Morris	.708	Morris	3.28	Lopez	61	Morris	197.2
1980	Morris	16	Morris	15	Lopez	.684	Petry	3.94	Lopez	67	Morris	250.0
1981	Morris	14	Petry	9	Morris	.667	Petry	3.00	Saucier	38	Morris	198.0
1982	Morris	17	Morris	16	Petry	.625	Petry	3.22	Tobik	51	Morris	266.1
1983	Morris	20	Morris	13	Petry	.633	Morris	3.34	Lopez	57	Morris	*293.2
1984	Morris	19	Morris	11	Petry	.692	Petry	3.24	Hernandez	80	Morris	240.1
1985	Morris	16	Petry	13	Terrell	.600	Morris	3.33	Hernandez	74	Morris	257.0

YEARLY TIGERS LEADERS



Year	Wins	Losses	Winning %	ERA	Appearances	Innings Pitched						
1986	Morris	21	Terrell	12	King	.733	Morris	3.27	Hernandez	64	Morris	267.0
1987	Morris	18	Morris	11	Terrell	.630	Morris	3.38	Henneman	55	Morris	266.0
1988	Morris	15	Terrell	16	Robinson	.684	Robinson	2.98	Henneman	65	Morris	235.0
1989	Henneman	11	Alexander	*18	Henneman	.733	Tanana	3.58	Henneman	60	Tanana	223.2
1990	Morris	15	Morris	18	Tanana	.529	Morris	4.51	Henneman	69	Morris	249.2
1991	Gullickson	20	Terrell	14	Gullickson	.690	Tanana	3.77	Gibson	68	Gullickson	226.1
1992	Gullickson	14	Gullickson	13	Tanana	.542	Gullickson	4.34	Munoz	65	Gullickson	221.2
1993	Doherty	14	Doherty	11	Gullickson	.591	Wells	4.19	MacDonald	68	Moore	213.2
1994	Moore	11	Belcher	15	Boever	.818	Moore	5.42	Boever	46	Belcher	162.0
1995	Wells	10	Moore	15	Bergman	.412	Lira	4.31	Boever	60	Lira	146.1
1996	Olivares	7	Lira	14	Olivares	.389	Lira	5.22	Myers	83	Lira	194.2
1997	Blair	16	Moehler	12	Blair	.667	Thompson	3.02	Myers	88	Thompson	223.1
1998	Moehler	14	Thompson	15	Moehler	.519	Moehler	3.90	Runyan	88	Thompson	222.0
1999	Mlicki	14	Moehler	*16	Mlicki	.538	Mlicki	4.60	Broncail	70	Moehler	196.1
2000	Moehler	12	Weaver	15	Blair	.625	Weaver	4.32	Anderson	69	Weaver	200.0
2001	Sparks	14	Weaver	16	Sparks	.609	Sparks	3.65	Anderson	62	Sparks	232.0
2002	Redman	8	Sparks	16	Maroth	.375	Redman	4.21	Acevedo	65	Redman	203.0
2003	Maroth	9	Maroth	21	Maroth	.300	Cornejo	4.67	Walker	78	Cornejo	194.2
2004	Robertson	12	Johnson	15	Robertson	.545	Maroth	4.31	Walker	70	Maroth	217.0
2005	Bonderman	14	Robertson	16	Bonderman	.519	Robertson	4.48	Walker	66	Johnson	210.0
2006	Rogers	17	Robertson	13	Rogers	.680	Verlander	3.63	Rodney	63	Bonderman	214.0
2007	Verlander	18	Robertson	13	Verlander	.750	Verlander	3.66	Jones	63	Verlander	201.2
2008	Galarraga	13	Verlander	17	Galarraga	.650	Galarraga	3.73	Seay	60	Verlander	201.0
2009	Verlander	^19	Galarraga	10	Verlander	.679	Verlander	3.45	Rodney	73	Verlander	*240.0
2010	Verlander	18	Porcello	12	Verlander	.667	Verlander	3.37	Coke	74	Verlander	224.1
2011	Verlander	*24	Penny	11	Verlander	.828	Verlander	*2.40	Valverde	75	Verlander	*251.0
2012	Verlander	17	Porcello	12	Scherzer	.696	Verlander	2.64	Benoit	73	Verlander	*238.1
2013	Scherzer	*21	Verlander	12	Scherzer	*875	Sanchez	*2.57	Benoit	66	Verlander	218.1
2014	Scherzer	^18	Porcello	13	Scherzer	.783	Scherzer	3.15	Alburquerque	72	Scherzer	220.1
2015	Simon	13	Simon	12	Simon	.520	Simon	5.05	Hardy	70	Simon	187.0
2016	Verlander	16	Sanchez	13	Verlander	.640	Verlander	3.04	J. Wilson	66	Verlander	227.2
2017	Fulmer	10	Zimmermann	13	Verlander	.556	Verlander	3.82	Greene	71	Verlander	172.0
2018	Verlander	10	Boyd	13	Boyd	.409	Boyd	4.39	Jiménez	68	Boyd	170.1

*Led League; ^Tied for league lead

Year	Saves	Complete Games	Shutouts	HR Allowed	Walks	Strikeouts	
1901	--	Miller	35	Miller	9	Siever	85
1902	--	Mercer	28	Mercer	4	Mullin	78
1903	--	Donovan	^34	Mullin	6	Mullin	187
1904	--	Mullin	42	Mullin	7	Mullin	161
1905	--	Mullin	^35	Killian	8	Mullin	168
1906	--	Mullin	35	Donahue	3	Mullin	123
1907	--	Mullin	35	Mullin	5	Mullin	146
1908	--	Mullin	26	Donovan	6	Mullin	141
1909	--	Mullin	29	Donovan	4	Mullin	124
1910	--	Mullin	27	Mullin	5	Mullin	107
1911	--	Mullin	25	Works	3	Mullin	87
1912	--	Willett	28	Dubuc	2	Dubuc	97
1913	--	Dauss	22	Dauss	2	Dauss	107
1914	--	Dubuc	22	Dauss	4	Dubuc	91
1915	--	Coveleski	23	Coveleski	5	Dauss	150
1916	--	Dauss	27	Dubuc	5	Dauss	150
1917	--	Coveleski	22	Coveleski	3	Dauss	108
1918	--	Dauss	22	Dauss	6	James	102
1919	--	Dauss	21	Boland	3	Kallio	73
1920	--	Dauss	22	Leonard	4	Ehmke	102
1921	--	Ehmke	23	Ayers	3	Dauss	103
1922	--	Leonard	3	Leonard	3	Ehmke	81
1923	--	Dauss	16	Four with	1	Dauss	81
1924	--	Dauss	16	Four with	1	Dauss	81
1925	--	Pilette	18	Pilette	4	Dauss	108
1926	--	Dauss	22	Dauss	4	Dauss	105
1927	--	Whitehill	16	Whitehill	2	Whitehill	75
1928	--	Dauss	16	Dauss	1	Whitehill	83
1929	--	Whitehill	1	Whitehill	1	Whitehill	88
1930	--	Gibson	16	Wells	4	Stoner	109
1931	--	Whitehill	17	Whitehill	3	Holloway	95
1932	--	Carroll	19	Carroll	2	Stoner	93
1933	--	Uhle	23	Five with	1	Whitehill	106

HISTORY & RECORDS



YEARLY TIGERS LEADERS

Year	Saves	Complete Games	Shutouts	HR Allowed	Walks	Strikeouts						
1930	--	Uhle	18	Sorrell	2	Uhle	18	Sorrell	106	Uhle	117	
1931	--	Whitehill	22	Bridges	2	Whitehill	*22	Whitehill	118	Bridges	105	
	--			Uhle	2							
1932	--	Whitehill	17	Bridges	4	Whitehill	17	Bridges	119	Bridges	108	
1933	--	Bridges	17	Bridges	2	Sorrell	18	Bridges	110	Bridges	120	
1934	--	Bridges	23	Bridges	3	Bridges	16	Bridges	104	Bridges	151	
	--			Rowe	3							
1935	--	Bridges	23	Rowe	6	Bridges	*22	Bridges	113	Bridges	*163	
1936	--	Bridges	26	Bridges	5	Bridges	21	Bridges	115	Bridges	*175	
1937	--	Auker	19	Bridges	3	Lawson	17	Lawson	115	Bridges	138	
1938	--	Bridges	13	Auker	1	Gill	15	Kennedy	113	Bridges	101	
	--	Gill	13	Gill	1							
	--	Poffenberger	1	Poffenberger	1							
1939	--	Newsom	21	Newsom	3	Rowe	17	Newsom	104	Newsom	164	
1940	--	Newsom	20	Newsom	3	Newsom	19	Newsom	100	Newsom	164	
1941	--	Newsom	12	Newsom	2	Newsom	15	Newhouser	137	Newsom	175	
1942	--	Trout	13	White	4	Trout	15	Newhouser	114	Benton	110	
1943	--	Trout	18	Trout	5	Trucks	11	Newhouser	*111	Newhouser	144	
1944	--	Trout	*33	Trout	7	Gentry	9	Gentry	*108	Newhouser	*187	
	--			Trout	9							
1945	--	Newhouser	*29	Newhouser	8	Mueller	8	Newhouser	110	Newhouser	*212	
1946	--	Newhouser	*29	Newhouser	6	Trucks	*23	Newhouser	98	Newhouser	275	
1947	--	Newhouser	*24	Hutchinson	3	Hutchinson	14	Newhouser	110	Newhouser	176	
	--			Newhouser	3	Trucks	14					
	--			Overmire	3							
1948	--	Newhouser	19	Newhouser	2	Hutchinson	32	Newhouser	99	Newhouser	143	
	--			Trout	2							
1949	--	Newhouser	22	Trucks	6	Houtteman	19	Trucks	124	Trucks	*153	
	--			Newhouser	19							
1950	--	Houtteman	21	Houtteman	4	Houtteman	*29	Houtteman	99	Gray	102	
1951	--	Gray	9	Hutchinson	2	Gray	17	Gray	95	Gray	131	
	--	Hutchinson	9									
1952	--	Gray	13	Trucks	3	Gray	21	Gray	101	Gray	138	
	--			Wight	3							
1953	--	Garver	13	Gromek	1	Gray	*25	Gray	76	Gray	115	
	--			Houtteman	1							
1954	--	Gromek	17	Gromek	4	Gromek	*26	Garver	62	Hoelt	114	
	--			Hoelt	4			Zuverink	62			
1955	--	Hoelt	17	Hoelt	7	Gromek	*26	Lary	89	Hoelt	133	
1956	--	Lary	20	Hoelt	4	Gromek	25	Foytack	142	Foytack	184	
1957	--	Bunning	14	Lary	2	Bunning	33	Foytack	104	Bunning	182	
	--			Maas	2							
1958	--	Lary	^19	Bunning	3	Bunning	28	Bunning	79	Bunning	177	
	--			Lary	3							
1959	--	Mossi	15	Lary	3	Bunning	*37	Bunning	75	Bunning	*201	
	--			Mossi	3							
1960	--	Lary	*15	Bunning	3	Lary	25	Bunning	64	Bunning	*201	
1961	--	Lary	*22	Bunning	4	Mossi	29	Bunning	71	Bunning	194	
	--			Lary	4							
1962	--	Bunning	12	Aguirre	2	Bunning	28	Foytack	86	Bunning	184	
	--			Bunning	2							
1963	--	Aguirre	14	Aguirre	3	Bunning	*38	Bunning	69	Bunning	196	
1964	--	Lolich	12	Lolich	6	Wickersham	28	Wickersham	81	Lolich	192	
1965	--	McLain	13	McLain	4	McLain	25	Sparma	75	Lolich	226	
1966	--	McLain	14	McLain	4	McLain	*42	McLain	104	McLain	192	
1967	--	Wilson	12	Lolich	6	McLain	*35	Wilson	92	Wilson	184	
1968	--	McLain	*28	McLain	6	McLain	*31	Sparma	77	McLain	280	
1969	McMahon	11	McLain	23	McLain	9	McLain	25	Lolich	122	Lolich	271
1970	Timmerman	27	Lolich	13	Lolich	3	Niekro	28	Lolich	109	Lolich	230
1971	Scherman	20	Lolich	*29	Lolich	4	Lolich	36	Coleman	96	Lolich	*308
1972	Seelbach	14	Lolich	23	Lolich	4	Lolich	*29	Coleman	110	Lolich	250
1973	Hiller	38	Lolich	17	Lolich	3	Lolich	35	Coleman	93	Lolich	214
1974	Hiller	13	Lolich	27	Lolich	3	Lolich	*38	Coleman	158	Lolich	202
1975	Hiller	14	Lolich	19	Ruhle	3	Coleman	27	Coleman	85	Lolich	139
1976	Hiller	13	Fidrych	*24	Fidrych	4	Ruhle	19	Hiller	67	Hiller	117
				Roberts	4							
1977	Foucalt	13	Rozema	16	Arroyo	1	Rozema	25	Hiller	61	Hiller	115
				Fidrych	1							
				Rozema	1							
1978	Hiller	15	Wilcox	16	Billingham	4	Slaton	27	Slaton	85	Wilcox	132
1979	Lopez	21	Morris	9	Morris	1	Morris	19	Wilcox	73	Morris	113
				Rozema	1							
1980	Lopez	21	Wilcox	13	Petry	3	Wilcox	24	Morris	87	Morris	112
1981	Saucier	13	Morris	15	Petry	2	Morris	14	Morris	*78	Morris	97
				Rozema	2							
1982	Tobik	9	Morris	17	Morris	3	Morris	37	Petry	100	Morris	135
1983	Lopez	18	Morris	20	Petry	2	Petry	*37	Petry	99	Morris	*232
				Wilcox	2							
1984	Hernandez	32	Morris	9	Petry	2	Petry	21	Morris	87	Morris	148
1985	Hernandez	31	Morris	13	Morris	4	Petry	24	Morris	110	Morris	191
1986	Hernandez	24	Morris	15	Morris	6	Morris	40	Terrell	98	Morris	223
1987	King	9	Morris	13	Alexander	3	Morris	39	Terrell	94	Morris	208
				Tanana	3							
1988	Henneman	22	Terrell	11	Morris	2	Alexander	30	Morris	83	Morris	168
1989	Hernandez	15	Morris	10	Alexander	1	Alexander	28	Alexander	76	Tanana	147
				Robinson	1							
				Tanana	1							

YEARLY TIGERS LEADERS



Year	Saves	Complete Games	Shutouts	HR Allowed	Walks	Strikeouts
1990	Henneman 22	Morris 11	Morris 3	Morris 26	Morris 97	Morris 162
1991	Henneman 21	Terrell 8	Tanana 2	Tanana 26	Terrell 79	Tanana 107
1992	Henneman 24	Gullickson 4	Gullickson 1	Gullickson 35	Tanana 90	Tanana 91
1993	Henneman 24	Moore 4	Moore 3	Moore 35	Moore 89	Wells 139
1994	Henneman 8	Wells 5	Wells 1	Moore 27	Moore 89	Belcher 76
1995	Henneman 18	Wells 3	Bergman 1	Moore 24	Moore 68	Lira 89
1996	Olson 8	Olivares 4	Lira 2	Lira 30	Williams 85	Lira 113
1997	Jones 31	Thompson 4	Olivares 2	Moehler 22	Thompson 66	Thompson 151
1998	Jones 28	Thompson 5	Moehler 3	Moehler 30	Thompson 79	Thompson 149
1999	Jones 30	Mlicki 2	Moehler 2	Blair 29	Mlicki 70	Mlicki 119
2000	Jones 42	Moehler 2	Sparks 1	Nomo 31	Nomo 89	Nomo 181
2001	Anderson 22	Sparks 8	Sparks 1	Lima 23	Weaver 68	Weaver 152
2002	Acevedo 28	Redman 3	Weaver 3	Sparks 23	Sparks 67	Redman 109
2003	German 5	Cornejo 2	None	Maroth 34	Bonderman 58	Bonderman 108
2004	Mears 5	Urbina 21	Bonderman 2	Robertson 30	Bonderman 58	Bonderman 168
2005	Rodney 9	Urbina 9	Bonderman 4	None	Maroth 30	Robertson 65
2006	Jones 37	Robertson 1	Verlander 1	Robertson 29	Robertson 67	Bonderman 202
2007	Jones 38	Verlander 1	Verlander 1	Bonderman 23	Verlander 67	Verlander 183
2008	Jones 18	Verlander 1	None	Galarraga 28	Verlander 87	Verlander 163
2009	Rodney 37	Verlander 3	Verlander 1	Jackson 27	Jackson 70	Verlander 269
2010	Valverde 26	Verlander 4	Galarraga 1	Bonderman 25	Verlander 71	Verlander 219
2011	Valverde 49	Verlander 4	Verlander 2	Scherzer 29	Penny 62	Verlander 250
2012	Valverde 35	Verlander 6	Fister 1	Scherzer 23	Scherzer 60	Verlander 239
2013	Benoit 24	Fister 1	Verlander 1	Verlander 19	Verlander 75	Scherzer 240
2014	Nathan 35	Porcello 3	Porcello 3	Porcello 18	Verlander 65	Scherzer 252
2015	Soria 23	Price 3	Price 1	Sanchez 29	Simon 68	Price 138
2016	Rodriguez 44	Verlander 2	Verlander 1	Sanchez 30	Verlander 57	Verlander 254
2017	J. Wilson 13	Boyd 1	Boyd 1	Zimmermann 29	Verlander 67	Verlander 176
2018	Greene 32	None	None	Zimmermann 28	Liriano 73	Boyd 159

*Led League; ^Tied for league lead

TIGERS WITH 100-OR-MORE RUNS SCORED

1901 Jimmy Barrett 110	1924 Ty Cobb 115	Charlie Gehringer 133	1985 Lou Whitaker 102
Doc Casey 105	Harry Heilmann 107	Pete Fox 116	1986 Alan Trammell 107
1907 Sam Crawford 102	1925 Al Wingo 104	Gee Walker 105	1987 Lou Whitaker 110
Davy Jones 101	1927 Charlie Gehringer 110	1938 Hank Greenberg 144	Alan Trammell 109
1908 Matty McIntyre 105	Harry Heilmann 106	Charlie Gehringer 133	1990 Cecil Fielder 104
Sam Crawford 102	Heinie Manush 102	1939 Barney McCosky 120	1991 Cecil Fielder 102
1909 Ty Cobb 116	1928 Charlie Gehringer 108	Hank Greenberg 112	1992 Tony Phillips 114
Donie Bush 114	1929 Charlie Gehringer 131	1940 Hank Greenberg 129	1993 Tony Phillips 113
1910 Ty Cobb 106	Roy Johnson 128	Barney McCosky 123	1997 Brian Hunter 112
1911 Ty Cobb 147	Dale Alexander 110	Charlie Gehringer 108	Tony Clark 105
Donie Bush 126	1930 Charlie Gehringer 144	Rudy York 105	2000 Bobby Higginson 104
Sam Crawford 109	1931 Roy Johnson 107	1946 Eddie Lake 105	2006 Carlos Guillen 100
1912 Ty Cobb 120	1932 Charlie Gehringer 112	1950 George Kell 114	2007 Curtis Granderson 122
Donie Bush 107	John Stone 106	Johnny Lipon 104	Magglio Ordonez 117
1915 Ty Cobb 144	1933 Charlie Gehringer 103	Jerry Priddy 104	Gary Sheffield 107
Ossie Vitt 116	1934 Charlie Gehringer 134	Hoot Evers 100	Placido Polanco 105
1916 Ty Cobb 113	Hank Greenberg 118	1955 Al Kaline 121	2008 Curtis Granderson 112
1917 Donie Bush 112	Billy Rogell 114	Bill Tuttle 102	2010 Miguel Cabrera 111
Ty Cobb 107	Goose Goslin 106	Harvey Kuenn 101	Austin Jackson 103
1921 Ty Cobb 124	Pete Fox 101	1959 Eddie Yost 115	2011 Miguel Cabrera 111
Harry Heilmann 114	1935 Charlie Gehringer 123	1961 Rocky Colavito 129	2012 Miguel Cabrera 109
Bobby Veach 110	Hank Greenberg 121	Norm Cash 119	Austin Jackson 103
Lu Blue 103	Pete Fox 116	Al Kaline 116	2013 Miguel Cabrera 103
1922 Lu Blue 131	1936 Charlie Gehringer 144	1977 Ron LeFlore 100	2014 Miguel Cabrera 101
1923 Harry Heilmann 121	Goose Goslin 122	1978 Ron LeFlore 126	lan Kinsler 100
Ty Cobb 103	Gee Walker 105	1979 Ron LeFlore 110	2016 Ian Kinsler 117
Lu Blue 100	1937 Hank Greenberg 137	1980 Alan Trammell 107	



YEARLY TIGERS LEADERS

TIGERS WITH 200-OR-MORE HITS

1907	Ty Cobb	212		Bobby Veach	202		Hank Greenberg	201		1953	Harvey Kuenn	209
1909	Ty Cobb	216	1923	Harry Heilmann	211	1935	Hank Greenberg	203		1954	Harvey Kuenn	201
1911	Ty Cobb	248	1924	Ty Cobb	211		Charlie Gehringer	201		1955	Al Kaline	200
	Sam Crawford	217	1925	Harry Heilmann	225	1936	Charlie Gehringer	227		1977	Ron LeFlora	212
1912	Ty Cobb	226	1927	Harry Heilmann	201	1937	Gee Walker	213		1983	Lou Whitaker	206
1915	Ty Cobb	208	1929	Dale Alexander	215		Charlie Gehringer	209		1987	Alan Trammell	205
1916	Ty Cobb	201		Charlie Gehringer	215		Pete Fox	208		2007	Magglio Ordoñez	216
1917	Ty Cobb	225		Roy Johnson	201		Hank Greenberg	200			Placido Polanco	200
1921	Harry Heilmann	237	1930	Charlie Gehringer	201	1940	Barney McCosky	200		2012	Miguel Cabrera	205
	Bobby Veach	207	1933	Charlie Gehringer	204	1943	Dick Wakefield	200				
1922	Ty Cobb	211	1934	Charlie Gehringer	214	1950	George Kell	218				

TIGERS WITH 40-OR-MORE DOUBLES

1911	Ty Cobb	47	1927	Harry Heilmann	50	1935	Hank Greenberg	46			Lou Whitaker	40
1915	Bobby Veach	40	1929	Charlie Gehringer	45	1936	Charlie Gehringer	60		2000	Deivi Cruz	46
1917	Ty Cobb	44		Roy Johnson	45		Gee Walker	55			Bobby Higginson	44
1919	Bobby Veach	45		Dale Alexander	43	1937	Hank Greenberg	49		2006	Carlos Guillen	41
1921	Harry Heilmann	43		Harry Heilmann	41		Gee Walker	42		2007	Magglio Ordoñez	54
	Bobby Veach	43	1930	Charlie Gehringer	47		Charlie Gehringer	40		2010	Miguel Cabrera	45
1922	Ty Cobb	42		Marty McManus	40	1939	Hank Greenberg	42		2011	Miguel Cabrera	48
1923	Ty Cobb	40	1931	Dale Alexander	47	1940	Hank Greenberg	50			Victor Martinez	40
	Harry Heilmann	44	1932	Charlie Gehringer	44		Rudy York	46		2012	Miguel Cabrera	40
1924	Harry Heilmann	45	1933	Charlie Gehringer	42	1950	George Kell	56		2014	Miguel Cabrera	52
1925	Harry Heilmann	40		Billy Rogell	42	1959	Harvey Kuenn	42			Ian Kinsler	40
	Frank O'Rourke	40	1934	Hank Greenberg	63	1961	Al Kaline	41		2018	Nicholas Castellanos	46
1926	Harry Heilmann	41		Charlie Gehringer	50	1983	Lance Parrish	42				

TIGERS WITH 20-OR-MORE HOME RUNS

1922	Harry Heilmann	21		Norm Cash	26		Kirk Gibson	29			Tony Clark	31
1929	Dale Alexander	25		Rocky Colavito	22		Lance Parrish	28			Damion Easley	20
1930	Dale Alexander	20	1964	Dick McAuliffe	24		Lou Whitaker	21	2000	Bobby Higginson	30	
1934	Hank Greenberg	26		Norm Cash	23	1986	Darrell Evans	29		Dean Palmer	29	
1935	Hank Greenberg	36		Don Demeter	22		Kirk Gibson	28		Juan Gonzalez	22	
1936	Goose Goslin	24	1965	Norm Cash	30		Lance Parrish	22	2003	Dmitri Young	29	
1937	Hank Greenberg	40		Willie Horton	29		Alan Trammell	21		Craig Monroe	23	
	Rudy York	35	1966	Norm Cash	32		Darnell Coles	20	2004	Carlos Pena	27	
1938	Hank Greenberg	58		Al Kaline	29		Lou Whitaker	20		Carlos Guillen	20	
	Rudy York	33		Willie Horton	27	1987	Darrell Evans	34	2005	Dmitri Young	21	
	Charlie Gehringer	20		Dick McAuliffe	23		Matt Nokes	32		Craig Monroe	20	
1939	Hank Greenberg	33	1967	Al Kaline	25		Alan Trammell	28	2006	Craig Monroe	28	
	Rudy York	20		Norm Cash	22		Kirk Gibson	24		Brandon Inge	27	
1940	Hank Greenberg	41		Dick McAuliffe	22		Chet Lemon	20		Marcus Thames	26	
	Rudy York	33		Bill Freehan	20	1988	Darrell Evans	22		Magglio Ordoñez	24	
1941	Rudy York	27	1968	Willie Horton	36	1989	Lou Whitaker	28	2007	Magglio Ordoñez	28	
1942	Rudy York	21		Norm Cash	25		Cecil Fielder	51		Gary Sheffield	25	
1943	Rudy York	34		Bill Freehan	25	1991	Cecil Fielder	44		Curtis Granderson	23	
1944	Hank Greenberg	46		Jim Northrup	21		Mickey Tettleton	31		Carlos Guillen	21	
1947	Roy Cullenbine	24	1969	Willie Horton	28		Rob Deer	25	2008	Miguel Cabrera	37	
1948	Pat Mullin	23		Jim Northrup	25		Lou Whitaker	23		Marcus Thames	25	
1949	Vic Wertz	20		Norm Cash	22		Travis Fryman	21		Curtis Granderson	22	
1950	Vic Wertz	27		Al Kaline	21	1992	Cecil Fielder	35		Magglio Ordoñez	21	
	Hoot Evers	21	1970	Jim Northrup	24		Mickey Tettleton	32	2009	Miguel Cabrera	34	
1951	Vic Wertz	23	1971	Norm Cash	32		Rob Deer	32		Curtis Granderson	30	
1952	Walt Dropo*	27		Willie Horton	22		Travis Fryman	20		Brandon Inge	27	
1953	Ray Boone**	22		Bill Freehan	21	1993	Mickey Tettleton	32	2010	Miguel Cabrera	38	
1954	Ray Boone	20	1972	Norm Cash	22		Cecil Fielder	30	2011	Miguel Cabrera	30	
1955	Al Kaline	27	1975	Willie Horton	25		Travis Fryman	22		Jhonny Peralta	21	
	Ray Boone	20	1977	Jason Thompson	31	1994	Cecil Fielder	28	2012	Miguel Cabrera	44	
1956	Charlie Maxwell	28		Rusty Staub	22		Kirk Gibson	23		Prince Fielder	30	
	Al Kaline	27		Ben Oglivie	21	1995	Cecil Fielder	31	2013	Miguel Cabrera	44	
	Ray Boone	25	1978	Jason Thompson	26		Chad Curtis	21		Prince Fielder	25	
1957	Charlie Maxwell	24		Rusty Staub	24	1996	Tony Clark	27	2014	Victor Martinez	32	
	Al Kaline	23	1979	Steve Kemp	26		Bobby Higginson	26		Miguel Cabrera	25	
1958	Gail Harris	20		Champ Summers	20		Cecil Fielder [^]	26		J.D. Martinez	23	
1959	Charlie Maxwell	31		Jason Thompson	20		Melvin Nieves	24	2015	J.D. Martinez	38	
	Al Kaline	27	1980	Lance Parrish	24		Travis Fryman	22	2016	Miguel Cabrera	38	
	Eddie Yost	21		Steve Kemp	21	1997	Tony Clark	32		Justin Upton	31	
1960	Rocky Colavito	35	1982	Lance Parrish	32		Bobby Higginson	27		Ian Kinsler	28	
	Charlie Maxwell	24		Larry Herndon	23		Damion Easley	22		Victor Martinez	27	
1961	Rocky Colavito	45	1983	Lance Parrish	27		Travis Fryman	22		J.D. Martinez	22	
	Norm Cash	41		Chet Lemon	24		Melvin Nieves	20	2017	Justin Upton	28	
1962	Norm Cash	39		Larry Herndon	20	1998	Tony Clark	34		Nicholas Castellanos	26	
	Rocky Colavito	37	1984	Lance Parrish	33		Damion Easley	27		Ian Kinsler	22	
	Al Kaline	29		Kirk Gibson	27		Bobby Higginson	25	2018	Nicholas Castellanos	23	
	Chico Fernandez	20		Chet Lemon	20	1999	Luis Gonzalez	23				
1963	Al Kaline	27	1985	Darrell Evans	40		Dean Palmer	38				

* Also hit 6 HR for BOS; **Also hit 4 HR for CLE; ^ Also hit 13 HR for NYY; & Also hit 7 HR for LAA; (HR with other clubs not included in totals)

YEARLY TIGERS LEADERS



TIGERS WITH 100-OR-MORE RBI

1907	Ty Cobb	116	1930	Dale Alexander	135	1950	Hy Wertz	123	1999	Damon Easley	100
1908	Ty Cobb	101	1932	John Stone	108		Voc Evers	103	2000	Dean Palmer	100
1909	Ty Cobb	107		Charlie Gehringer	107		George Kell	101		Bobby Higginson	102
1910	Sam Crawford	120	1933	Charlie Gehringer	105	1955	Ray Boone	116		Dean Palmer	102
1911	Ty Cobb	144	1934	Hank Greenberg	139		Al Kaline	102	2006	Magglio Ordoñez	104
	Sam Crawford	115		Charlie Gehringer	127	1956	Al Kaline	128	2007	Magglio Ordoñez	139
1912	Sam Crawford	109		Billy Rogell	100	1961	Rocky Colavito	140		Carlos Guillen	102
1914	Sam Crawford	104		Goose Goslin	100		Norm Cash	132	2008	Miguel Cabrera	127
1915	Sam Crawford	112	1935	Hank Greenberg	170	1962	Rocky Colavito	112		Magglio Ordoñez	103
	Bobby Veach	112		Goose Goslin	109	1963	Al Kaline	101	2009	Miguel Cabrera	103
1917	Bobby Veach	103		Charlie Gehringer	108	1965	Willie Horton	104	2010	Miguel Cabrera	126
	Ty Cobb	102	1936	Goose Goslin	125	1966	Willie Horton	100	2011	Miguel Cabrera	105
1919	Bobby Veach	101		Charlie Gehringer	116	1977	Jason Thompson	105		Victor Martinez	103
1920	Bobby Veach	113		Al Simmons	112		Rusty Staub	101	2012	Miguel Cabrera	139
1921	Harry Heilmann	139		Marv Owen	105	1978	Rusty Staub	121		Prince Fielder	108
	Bobby Veach	128	1937	Hank Greenberg	183	1979	Steve Kemp	105	2013	Miguel Cabrera	137
	Ty Cobb	101		Gee Walker	113	1980	Steve Kemp	101		Prince Fielder	106
1922	Bobby Veach	126		Rudy York	103	1983	Lance Parrish	114	2014	Miguel Cabrera	109
1923	Harry Heilmann	115	1938	Hank Greenberg	146	1987	Alan Trammell	105		Victor Martinez	103
1924	Harry Heilmann	113		Rudy York	107	1990	Cecil Fielder	132	2015	J.D. Martinez	102
1925	Harry Heilmann	133		Charlie Gehringer	127	1991	Cecil Fielder	133	2016	Miguel Cabrera	108
	Ty Cobb	102	1939	Hank Greenberg	112	1992	Cecil Fielder	124	2017	Nicholas Castellanos	101
1926	Harry Heilmann	103	1940	Hank Greenberg	150	1993	Cecil Fielder	117			
1927	Harry Heilmann	120		Rudy York	134		Mickey Tettleton	110			
	Bob Fothergill	114	1941	Rudy York	111	1996	Travis Fryman	100			
1928	Harry Heilmann	107	1943	Rudy York	118	1997	Tony Clark	117			
1929	Dale Alexander	137	1946	Hank Greenberg	127		Travis Fryman	102			
	Harry Heilmann	120	1948	Hoot Evers	103		Bobby Higginson	101			
	Charlie Gehringer	106	1949	Vic Wertz	133	1998	Tony Clark	103			

TIGERS STEALING 20-OR-MORE BASES

1901	Ducky Holmes	35		Tom Jones	22		Bobby Veach	21	1984	Kirk Gibson	29
	Doc Casey	34		Sam Crawford	20	1918	Ty Cobb	34	1985	Kirk Gibson	30
	Kid Gleason	32	1911	Ty Cobb	83		Bobby Veach	21	1986	Kirk Gibson	34
	Jimmy Barrett	26		Donie Bush	40	1919	Ty Cobb	28		Dave Collins	27
	Kid Elberfeld	24		Sam Crawford	37		Donie Bush	22		Alan Trammell	25
1902	Jimmy Barrett	24		George Moriarty	28	1921	Ty Cobb	22	1987	Kirk Gibson	26
	Doc Casey	22		Davy Jones	25	1924	Ty Cobb	23		Alan Trammell	21
	Dick Harley	20		Delos Drake	20	1927	Johnny Neun	22	1988	Gary Pettis	44
1903	Jimmy Barrett	27	1912	Ty Cobb	61		Jack Tavener	20	1989	Gary Pettis	43
1904	Sam Crawford	20		Sam Crawford	41	1928	Harry Rice	20	1991	Milt Cuyler	41
1905	Sam Crawford	22		Donie Bush	35	1929	Charlie Gehringer	27	1995	Chad Curtis	27
1906	Bill Coughlin	31		Baldy Louden	28		Roy Johnson	20	1996	Kimera Barteo	20
	Germany Schaefer	31		George Moriarty	27	1930	Marty McManus	23	1997	Brian Hunter	74
	Matty McIntyre	29	1913	Ty Cobb	52	1931	Roy Johnson	33		Damon Easley	28
	Sam Crawford	24		Donie Bush	44	1932	Gee Walker	30	1998	Brian Hunter	42
	Ty Cobb	23		George Moriarty	33	1933	Gee Walker	26	1999	Juan Encarnacion	33
	Davy Jones	21		Bobby Veach	22	1934	Jo Jo White	28	2001	Roger Cedeno	55
1907	Ty Cobb	49	1914	Ty Cobb	35		Pete Fox	25		Jose Macias	21
	Davy Jones	30		Donie Bush	35		Gee Walker	20		Bobby Higginson	20
	Germany Schaefer	21		George Moriarty	35	1937	Gee Walker	23	2003	Alex Sanchez*	44
	Claude Rossman	20		Sam Crawford	25	1939	Pete Fox	23	2005	Nook Logan	23
1908	Germany Schaefer	40		George Burns	23		Barney McCosky	20	2006	Carlos Guillen	20
	Ty Cobb	39		Bobby Veach	20	1961	Jake Wood	30	2007	Curtis Granderson	26
	Matty McIntyre	20	1915	Ty Cobb	96	1962	Jake Wood	23		Gary Sheffeld	22
1909	Ty Cobb	76		Donie Bush	35	1974	Ron LeFlore	23	2009	Curtis Granderson	20
	Donie Bush	53		Oscar Vitt	26	1975	Ron LeFlore	28	2010	Austin Jackson	27
	George Moriarty	34		Sam Crawford	24	1976	Ron LeFlore	58	2011	Austin Jackson	22
	Sam Crawford	30	1916	Ty Cobb	68	1977	Ron LeFlore	39	2012	Quintin Berry	21
1910	Ty Cobb	65		Bobby Veach	24	1978	Ron LeFlore	64	2014	Rajai Davis	36
	Donie Bush	49		Ralph Young	20	1979	Ron LeFlore	78	2015	Anthony Gose	23
	George Moriarty	33	1917	Ty Cobb	55		Lou Whitaker	20			
	Davy Jones	25		Donie Bush	34	1983	Alan Trammell	30			

*Also stole 8 bases with MIL (SB with other clubs not included in totals)

TIGERS PITCHERS WINNING 20-OR-MORE GAMES

1901	Roscoe Miller	23-13	1915	Hooks Daus	24-13	1944	Hal Newhouser	29-9	1969	Denny McLain	24-9
1905	Ed Killian	23-14		Harry Coveleski	22-13		Dizzy Trout	27-14	1971	Mickey Lolich	25-14
	George Mullin	21-21	1916	Harry Coveleski	21-11	1945	Hal Newhouser	25-9		Joe Coleman	20-9
1906	George Mullin	21-18	1919	Hooks Daus	21-9	1946	Hal Newhouser	26-9	1972	Mickey Lolich	22-14
1907	Bill Donovan	25-4	1923	Hooks Daus	21-13	1948	Hal Newhouser	21-12	1973	Joe Coleman	23-15
	Ed Killian	25-13	1934	Schoolboy Rowe	24-8	1956	Frank Lary	21-13	1983	Jack Morris	20-13
	George Mullin	20-20		Tommy Bridges	22-11		Billy Hoft	20-14	1986	Jack Morris	21-8
1908	Ed Summers	24-12	1935	Tommy Bridges	21-10	1957	Jim Bunning	20-8	1991	Bill Gullickson	20-9
1909	George Mullin	29-9	1936	Tommy Bridges	23-11	1961	Frank Lary	23-9	2011	Justin Verlander	24-5
	Ed Willett	21-10	1939	Bobo Newsom	20-11	1966	Denny McLain	20-14	2013	Max Scherzer	21-3
1910	George Mullin	21-12	1940	Bobo Newsom	21-5	1967	Earl Wilson	22-11			
1914	Harry Coveleski	22-12	1943	Dizzy Trout	20-12	1968	Denny McLain	31-6			



TIGERS STATISTICAL LEADERS

TIGERS PITCHERS WITH 20-OR-MORE SAVES

1970	Tom Timmerman	27	1988	Mike Henneman	22	2000	Todd Jones	42	2011	Jose Valverde	49
1971	Fred Scherman	20	1990	Mike Henneman	22	2001	Matt Anderson	22	2012	Jose Valverde	35
1973	John Hiller	38	1991	Mike Henneman	21	2002	Juan Acevedo	28	2013	Joaquin Benoit	24
1979	Aurelio Lopez	21	1992	Mike Henneman	24	2004	Ugueth Urbina	21	2014	Joe Nathan	21
1980	Aurelio Lopez	21	1993	Mike Henneman	24	2006	Todd Jones	37	2015	Joakim Soria	35
1984	Guillermo Hernandez	32	1997	Todd Jones	31	2007	Todd Jones	38	2016	Francisco Rodriguez	44
1985	Guillermo Hernandez	31	1998	Todd Jones	28	2009	Fernando Rodney	37	2018	Shane Greene	32
1986	Guillermo Hernandez	24	1999	Todd Jones	30	2010	Jose Valverde	26			

TIGERS PITCHERS WITH 200-OR-MORE STRIKEOUTS

1945	Hal Newhouser	212	1971	Mickey Lolich	308	1986	Jack Morris	223	2013	Max Scherzer	240
1946	Hal Newhouser	275	1972	Joe Coleman	236	1987	Jack Morris	208		Justin Verlander	217
1959	Jim Bunning	201	1972	Mickey Lolich	250	2006	Jeremy Bonderman	202		Anibal Sanchez	202
1960	Jim Bunning	201	1972	Joe Coleman	222	2009	Justin Verlander	269	2014	Max Scherzer	252
1965	Mickey Lolich	226	1973	Mickey Lolich	214	2010	Justin Verlander	219	2016	Justin Verlander	254
1968	Denny McLain	280		Joe Coleman	202	2011	Justin Verlander	250			
1969	Mickey Lolich	271	1974	Mickey Lolich	202	2012	Justin Verlander	239			
1970	Mickey Lolich	230	1983	Jack Morris	232		Max Scherzer	231			

TIGERS LEAGUE LEADERS

AMERICAN LEAGUE BATTING CHAMPIONS

1907	Ty Cobb	.350	1913	Ty Cobb	.390	1921	Harry Heilmann	.394	1949	George Kell	.343	2012	Miguel Cabrera	.330
1908	Ty Cobb	.324	1914	Ty Cobb	.368	1923	Harry Heilmann	.403	1955	Al Kaline	.340	2013	Miguel Cabrera	.348
1909	Ty Cobb	.377	1915	Ty Cobb	.369	1925	Harry Heilmann	.393	1959	Harvey Kuenn	.353	2015	Miguel Cabrera	.338
1910	Ty Cobb	.385	1917	Ty Cobb	.383	1926	Heinie Manush	.378	1961	Norm Cash	.361			
1911	Ty Cobb	.420	1918	Ty Cobb	.382	1927	Harry Heilmann	.398	2007	Magglio Ordonez	.363			
1912	Ty Cobb	.410	1919	Ty Cobb	.384	1937	Charlie Gehringer	.371	2011	Miguel Cabrera	.344			

AMERICAN LEAGUE HOME RUN CHAMPIONS

1908	Sam Crawford	7	1938	Hank Greenberg	58	1946	Hank Greenberg	44	1990	Cecil Fielder	51	2008	Miguel Cabrera	37
1909	Ty Cobb	9	1940	Hank Greenberg	41	1985	Darrell Evans	40	1991	Cecil Fielder	*44	2012	Miguel Cabrera	44
1935	Hank Greenberg	*36	1943	Rudy York	34									

AMERICAN LEAGUE RBI CHAMPIONS

1907	Ty Cobb	116	1914	Sam Crawford	104	1935	Hank Greenberg	170	1946	Hank Greenberg	127	1992	Cecil Fielder	124
1908	Ty Cobb	101	1915	Sam Crawford	*112	1937	Hank Greenberg	183	1955	Ray Boone	*116	2010	Miguel Cabrera	126
1909	Ty Cobb	107		Bobby Veach	*112	1940	Hank Greenberg	150	1990	Cecil Fielder	132	2012	Miguel Cabrera	139
1910	Sam Crawford	120	1917	Bobby Veach	103	1943	Rudy York	118	1991	Cecil Fielder	133			
1911	Ty Cobb	144	1918	Bobby Veach	78									

AMERICAN LEAGUE VICTORY LEADERS

1909	George Mullin	29	1945	Hal Newhouser	25	1957	Jim Bunning	*20	1971	Mickey Lolich	25	2011	Justin Verlander	24
1936	Tommy Bridges	23	1946	Hal Newhouser	*26	1967	Earl Wilson	*22	1981	Jack Morris	*14	2013	Max Scherzer	*21
1943	Dizzy Trout	*20	1948	Hal Newhouser	21	1968	Denny McLain	31	1991	Bill Glicklison	*20	2014	Max Scherzer	*18
1944	Hal Newhouser	29	1956	Frank Lary	21	1969	Denny McLain	24	2009	Justin Verlander	*19			

AMERICAN LEAGUE ERA CHAMPIONS

1944	Dizzy Trout	2.12	1946	Hal Newhouser	1.94	1976	Mark Fidrych	2.34	2011	Justin Verlander	2.40	2013	Anibal Sanchez	2.57
1945	Hal Newhouser	1.81	1962	Hank Aguirre	2.21									

AMERICAN LEAGUE STRIKEOUT LEADERS

1935	Tommy Bridges	163	1945	Hal Newhouser	212	1960	Jim Bunning	201	2009	Justin Verlander	269	2012	Justin Verlander	239
1936	Tommy Bridges	175	1949	Virgil Trucks	153	1971	Mickey Lolich	308	2011	Justin Verlander	250	2016	Justin Verlander	254
1944	Hal Newhouser	187	1959	Jim Bunning	201	1983	Jack Morris	232						

*Tied for league lead

TRIPLE CROWN WINNERS

Ty Cobb • 1909 **.377 BA, 9 HR, 107 RBI**

Batting average, home runs and RBI led the Major Leagues. Also led the Majors with 216 hits, a .517 slugging percentage, 296 total bases and 76 stolen bases. Became the second American League player and fifth overall to win the Triple Crown.

Miguel Cabrera • 2012 **.330 BA, 44 HR, 139 RBI**

Batting average, home runs and RBI led the Major Leagues. Also led the Majors with 84 extra-base hits and 377 total bases. Became the ninth American League player and 12th player in Major League history to win the Triple Crown.

Hal Newhouser • 1945 **25 Wins, 1.81 ERA, 212 Strikeouts**

Wins, ERA and strikeouts led the Major Leagues. Also led the Majors with 29 complete games, eight shutouts and 313.1 innings pitched. Became the sixth American League pitcher to win the Triple Crown.

Justin Verlander • 2011 **24 Wins, 2.40 ERA, 250 Strikeouts**

Wins, ERA and strikeouts led the Major Leagues. Also led the Majors with 251.0 innings pitched. Became the 10th American League pitcher to win the Triple Crown.

TIGERS ATTENDANCE



YEARLY ATTENDANCE TOTALS, 1959-2018

Season	Home (Dates)	Home Avg.	Road (Dates)	Road Avg.	Total
1959	1,221,221 (74)	16,502	1,048,287 (72)	14,559	2,269,508
1960	1,167,669 (66)	17,691	1,069,673 (68)	15,730	2,237,342
1961	1,600,710 (62)	25,817	1,218,710 (76)	16,035	2,819,420
1962	1,207,881 (74)	16,322	1,060,976 (76)	13,960	2,268,857
1963	821,952 (71)	11,576	863,707 (74)	11,671	1,685,659
1964	816,139 (65)	12,555	882,254 (71)	12,426	1,698,393
1965	1,029,645 (67)	15,367	782,974 (71)	11,027	1,812,619
1966	1,124,293 (70)	16,061	1,079,938 (71)	15,210	2,204,231
1967	1,447,143 (67)	21,599	1,139,121 (69)	16,509	2,586,264
1968	2,031,847 (73)	27,833	1,351,605 (73)	18,515	3,383,452
1969	1,577,481 (77)	20,486	1,104,752 (74)	14,929	2,682,233
1970	1,501,293 (75)	20,017	1,105,797 (77)	14,631	2,607,090
1971	1,591,073 (77)	20,663	1,072,883 (74)	14,498	2,663,956
1972	1,892,386 (74)	25,572	1,061,515 (69)	15,384	2,953,901
1973	1,724,146 (78)	22,104	1,308,188 (77)	16,989	3,032,334
1974	1,243,080 (75)	16,574	1,048,341 (78)	13,440	2,291,421
1975	1,058,836 (74)	14,308	932,102 (72)	12,945	1,990,938
1976	1,467,020 (74)	19,824	1,308,570 (76)	17,218	2,775,590
1977	1,359,856 (75)	18,131	1,435,750 (73)	19,667	2,795,606
1978	1,714,893 (76)	22,564	1,426,249 (75)	19,016	3,141,142
1979	1,630,929 (75)	21,745	1,548,897 (73)	21,217	3,179,826
1980	1,785,293 (76)	23,490	1,446,946 (76)	19,038	3,232,239
1981	1,149,144 (54)	21,280	858,009 (53)	16,188	2,007,153
1982	1,636,058 (76)	21,527	1,610,612 (75)	21,474	3,246,670
1983	1,829,636 (76)	24,074	1,793,315 (76)	23,596	3,622,951
1984	2,704,794 (76)	35,589	2,160,289 (77)	28,055	4,865,083
1985	2,286,609 (79)	28,944	1,985,980 (79)	25,136	4,272,389
1986	1,899,437 (77)	24,668	1,821,142 (80)	22,764	3,720,579
1987	2,061,830 (80)	25,772	2,018,317 (79)	25,548	4,080,147
1988	2,081,162 (79)	26,343	2,247,436 (80)	28,092	4,328,598
1989	1,543,656 (79)	19,539	2,165,594 (80)	27,069	3,709,250
1990	1,495,785 (80)	18,697	2,134,797 (81)	26,355	3,630,582
1991	1,641,661 (80)	20,520	2,396,528 (79)	30,335	4,038,189
1992	1,423,963 (78)	18,255	2,325,797 (80)	29,072	3,749,760
1993	1,971,421 (81)	24,338	2,387,312 (78)	30,606	4,358,733
1994	1,184,783 (57)	20,785	1,801,889 (55)	32,761	2,986,672
1995	1,180,979 (71)	16,633	1,879,779 (71)	26,475	3,060,758
1996	1,168,610 (81)	14,427	2,074,472 (80)	25,930	3,243,082
1997	1,365,157 (79)	17,280	2,202,386 (80)	27,529	3,567,543
1998	1,409,391 (79)	17,840	2,128,990 (79)	26,949	3,538,381
1999	2,026,441 (81)	25,018	2,156,145 (80)	26,952	4,182,586
2000	2,533,752 (81)	31,281	2,110,536 (81)	26,056	4,644,288
2001	1,921,305 (81)	24,016	2,213,272 (81)	27,666	4,134,577
2002	1,503,623 (80)	18,795	2,033,451 (81)	25,104	3,537,074
2003	1,368,245 (80)	17,103	1,960,621 (81)	24,205	3,328,866
2004	1,917,004 (80)	23,963	2,188,739 (80)	27,359	4,105,743
2005	2,024,485 (80)	25,306	2,081,872 (79)	26,353	4,106,357
2006	2,595,937 (81)	32,049	2,364,269 (81)	29,189	4,960,206
2007	3,047,139 (81)	37,619	2,498,851 (81)	30,850	5,545,990
2008	3,202,645 (81)	39,539	2,344,660 (80)	29,308	5,547,305
2009	2,567,185 (81)	31,694	2,429,043 (82)	29,622	4,996,228
2010	2,461,237 (81)	30,386	2,346,491 (79)	29,702	4,807,728
2011	2,642,045 (81)	32,618	2,237,967 (81)	27,629	4,880,012
2012	3,028,033 (81)	37,383	2,473,687 (81)	30,539	5,501,720
2013	3,083,397 (81)	38,067	2,269,944 (81)	28,024	5,353,341
2014	2,917,209 (81)	36,015	2,332,847 (81)	28,801	5,250,056
2015	2,726,048 (81)	33,655	2,347,842 (79)	29,720	5,073,890
2016	2,493,859 (80)	31,173	2,293,425 (81)	28,314	4,787,284
2017	2,321,599 (81)	28,662	2,138,026 (80)	26,725	4,459,625
2018	1,856,970 (80)	23,212	2,092,634 (80)	26,158	3,949,604

HISTORY & RECORDS

HITTING STREAKS BY TIGERS ROOKIES

A pair of Tigers rookies, Carlos Peña and Omar Infante, each strung together 12-game hitting streaks in 2002. They became just the ninth and 10th rookies, respectively, to post hitting streaks of 12-games-or-longer over the last 59 years for the Tigers. Glenn Wilson tops the list with a 19-game hitting streak in 1982. The complete list since 1953 follows:

Player	Streak	Date	Year
Glenn Wilson	19 games	August 13-September 5	1982
Leon Roberts	17 games	April 13-May 16	1975
Harvey Kuenn	15 games	August 29-September 9	1953
Milt Cuyler	15 games	August 30-September 15	1991
Rick Peters	14 games	August 26-September 8	1980
Harvey Kuenn	13 games	August 7-19	1953
Coot Veal	13 games	August 14-27	1958
Dan Meyer	13 games	June 27-July 9	1975
Carlos Peña	12 games	September 8-21	2002
Omar Infante	12 games	September 13-27	2002



TIGERS ATTENDANCE

TIGERS ATTENDANCE RECORDS

Category	Date	Total	Note
Season Total	2008	5,547,305	Finished 5th in AL Central
Home	2008	3,202,645	Finished 5th in AL Central
Road	2007	2,498,851	Finished 2nd in AL Central
Opening Day	4/6/1971	54,089	vs. Cleveland
Single Game	9/26/1948	57,888	vs. Cleveland
Night Game	8/9/1948	56,586	vs. Cleveland
Smallest Single Game	9/24/1928	404	vs. Boston
Smallest Night Game	8/20/1964	2,173	vs. Los Angeles (AL)
Doubleheader	7/20/1947	58,369	vs. New York (AL)
Tw-Night Doubleheader	6/27/1961	57,271	vs. Chicago
ALDS Game	10/7/2013	43,973	vs. Oakland
ALCS Game	10/5/1984	52,188	vs. Kansas City
World Series Game	10/6/1940	55,189	vs. Cincinnati
All-Star Game	7/8/1941	54,674	AL 7, NL 5

TOP 10 CROWDS - COMERICA PARK

Rank	Total	Date	Opponent
1	45,280	7/26/2008	Chicago (AL)
2	45,068	3/31/2014	Kansas City
3	45,051	4/5/2013	New York (AL)
4	45,049	4/8/2016	New York (AL)
5	45,030	4/6/2015	Minnesota
6	45,027	4/5/2012	Boston
7	45,010	4/9/2010	Cleveland
8	44,934	3/31/2008	Kansas City
9	44,846	9/24/2011	Baltimore
10	44,799	4/8/2011	Kansas City

TOP 10 CROWDS - TIGER STADIUM

Rank	Total	Date	Opponent
1	58,369	7/20/1947	New York (AL) (dh)
2	57,888	9/26/1948	Cleveland
3	57,271	6/27/1961	Chicago (AL) (tn)
4	57,235	8/18/1946	St. Louis (dh)
5	57,149	4/28/1946	Cleveland
6	57,130	5/19/1946	Boston (dh)
7	56,787	6/8/1947	Boston
8	56,586	8/9/1948	Cleveland (n)
9	56,548	9/16/1950	New York (AL)
10	56,367	5/30/1947	St. Louis (dh)

ATTENDANCE RECORDS BY OPPONENT

Opponent	Total	At Home		Note	Total	On the Road		Note
		Date	Note			Date	Note	
Arizona	43,163	6/25/2011	SAT/N**	48,804	5/17/2008		SUN	
Atlanta	42,881	4/27/2013	N**	51,220	10/2/2016		N	
Baltimore	53,959	7/12/1970	DH	51,764	6/10/1984		DH	
Boston	57,130	5/19/1946	DH	46,995	8/19/1934		DH	
Chicago (AL)	57,271	6/27/1961	TN	47,795	7/12/1979		TN	
Chicago (NL)	42,332	6/25/2009	**	42,292	6/14/2012			
Cincinnati	43,128	5/20/2006	SAT/N**	42,443	6/9/2012		SAT	
Cleveland	57,888	9/26/1948	SUN	78,187	7/2/1950		SUN	
Colorado	42,811	8/2/2014	SAT/N**	49,015	6/19/2011		SUN	
Houston	40,315	5/15/2013	**	41,177	7/17/1999		SAT	
Kansas City	51,041	7/9/1976	N	41,251	8/5/1985		N	
Los Angeles (AL)	52,682	6/14/1970	SUN	59,502	6/8/1991		SUN	
Los Angeles (NL)	42,348	6/14/2008	SAT**	53,231	4/8/2014		N	
Miami	38,524	6/12/2004	SAT/N**	36,911	4/5/2016		OD	
Milwaukee	51,473	4/7/1989	OD	54,630	7/6/1979		N	
Minnesota	52,622	6/17/1973	SUN	54,088	10/6/2009			
New York (AL)	58,404	8/22/1943	SUN/DH	79,000	8/14/1934		DH	
New York (NL)	42,364	6/9/2007	SAT/N	39,446	6/20/2004		SUN	
Oakland	53,565	7/25/1971	DH	53,498	4/3/2000		OD	
Philadelphia	42,317	7/26/2013	FRI/N**	45,537	6/17/2007		SUN	
Pittsburgh	42,953	5/19/2012	SAT**	39,933	4/13/2015		HO	
St. Louis	44,446	6/24/2008	N**	47,716	6/12/1999		SAT/N	
San Diego	21,895	6/15/2005	N**	42,182	4/12/2014		SAT/N	
San Francisco	38,983	7/2/2011	SAT/N**	41,554	6/6/2003		FRI/N	
Seattle	44,207	5/27/1977	N	57,118	5/31/1997		SAT/N	
Tampa Bay	45,768	4/7/1998	HO	45,369	3/31/1998		OD	
Texas	51,504	4/12/1988	HO	48,303	8/11/2012		SAT/N	
Toronto	52,528	4/7/1978	OD	50,532	7/31/1993		SAT	
Washington	41,880	7/30/2013	N**	35,695	5/11/2016		N	

Notes: **-Comerica Park; DH-Doubleheader; TN-Tw-Night Doubleheader; N-Night Game; OD-Opening Day; HO-Home Opener

TIGERS ALL-TIME MANAGERS



MANAGERS

Years	Manager	Seasons	Games	W	L	Pct.
1901	George Stallings	1	135	74	61	.548
1902	Frank Dwyer	1	135	52	83	.385
1903-04	Ed Barrow	2	214	97	117	.453
1904*	Bobby Lowe	1	74	30	44	.405
1905-06	Bill Armour	2	302	150	152	.497
1907-20	Hughie Jennings	14	2103	1131	972	.538
1921-26	Ty Cobb	6	923	479	444	.519
1927-28	George Moriarty	2	207	150	157	.489
1929-33; 1955-56	Bucky Harris	7	1073	516	557	.481
1933*; 1938-42	Del Baker	6	675	358	317	.530
1934-38	Mickey Cochrane	5	710	413	297	.582
1943-48	Steve O'Neill	6	923	509	414	.551
1949-52	Red Rolfe	4	534	278	256	.521
1952-54	Fred Hutchinson	3	390	155	235	.397
1957-58	Jack Tighe	2	203	99	104	.488
1958*-59	Bill Norman	2	122	58	64	.475
1959-60	Jimmy Dykes	2	233	118	115	.506
1960*	Billy Hitchcock	1	1	1	0	1.000
1960	Joe Gordon	1	57	26	31	.456
1961-63	Bob Scheffing	3	383	210	173	.548
1963-66	Chuck Dressen	4	410	221	189	.539
1965*-66*	Bob Swift	2	99	56	43	.566
1966*	Frank Skaff	1	79	40	39	.506
1967-70	Mayo Smith	4	648	363	285	.560
1971-73	Billy Martin	3	461	253	208	.549
1973*	Joe Schultz	1	19	9	10	.474
1974-78	Ralph Houk	5	806	363	443	.450
1979	Les Moss	1	53	27	26	.509
1979*	Dick Tracewski	1	2	2	0	1.000
1979-95	Sparky Anderson	17	2579	1331	1248	.516
1996-98	Buddy Bell	3	461	184	277	.399
1998*-99	Larry Parrish	2	185	82	104	.441
2000-2002	Phil Garner	3	330	145	185	.439
2002	Luis Pujols	1	155	55	100	.355
2003-2005	Alan Trammell	3	486	186	300	.383
2006-2013	Jim Leyland	8	1297	700	597	.540
2014-2017	Brad Ausmus	4	646	314	332	.486
2018-	Ron Gardenhire	1	162	64	98	.395

*interim

TIGERS ALL-TIME COACHES

MAJOR LEAGUE COACHES

Adair, Rick	1996-99	Ens, Jewel	1932	Landestoy, Rafael	2002	Pujols, Luis	2002
Alou, Felipe	2002	Ezell, Glenn	1996	Leifield, Lefty	1927-28	Resinger, Grover	1969-70
Anderson, Rick	2018-	Ferrell, Rick	1950-53	Liddle, Steve	2018-	Rettenmund, Merv	2002
Appling, Luke	1960	Ferrick, Tom	1960-63	Lund, Don	1957-58	Roarke, Mike	1965-66, 1970
Baker, Del	1933-38	Fields, Bruce	2003-05	Lyons, Ted	1949-53	Rojas, Mike	2011-13
Bartell, Dick	1949-52	Fowler, Art	1971-73	Madlock, Bill	2000-01	Roof, Gene	1992-95
Belliard, Rafael	2006-13	Francona, Terry	1996	Matlack, Jon	1996	Rowe, Schoolboy	1954-55
Billmeyer, Mick	2014-17	Gehringer, Charlie	1942	Mansolino, Doug	2000-02	Sain, Johnny	1967-69
Blackburn, Wayne	1963-64	Gibson, Kirk	2003-05	Martin, Matt	2014-17	Samuel, Juan	1999-2005
Bosio, Chris	2018	Gladding, Fred	1976-78	McBride, George	1925-26, 1929	Santiago, Ramon	2018-
Bresnahan, Roger	1930-31	Gordon, Joe	1956	McCatty, Steve	2002	Schultz, Joe	1971-76
Bridges, Tommy	1946	Grammas, Alex	1980-91	McGuire, Deacon	1911-16	Shaughnessy, Shag	1928
Brinkman, Ed	1979	Grodzicki, Johnny	1979	McClendon, Lloyd	2006-13, 2017-	Shea, Merv	1939-42
Brookens, Tom	2010-13	Hamilton, Steve	1975	Meyer, Benny	1928-30	Shellenback, Jim	1946-47
Brown, Gates	1978-84	Harrah, Toby	1998, 2012-13	Miller, Bob	2000	Silvera, Charlie	1971-73
Burke, Jimmy	1914-17	Hatfield, Fred	1977-78	Melvin, Bing	1938-41	Skaff, Frank	1965-66, 1971
Carisch, Fred	1923-24	Hefner, Don	1961	Mills, Art	1944-48	Slaughter, Don	2006
Cavarretta, Phil	1961-63	Hegan, Jim	1974-78	Moses, Wally	1967-70	Sweeney, Bill	1947-48
Clark, Dave	2014-	Henrich, Tommy	1958-59	Muffs, Billy	1985-94	Swift, Bob	1953-54, 1963-66
Clark, Phil	2018-	Hernandez, Chuck	2006-08	Mullin, Pat	1963-66	Tighe, Jack	1942
Cluck, Bob	2003-05	Herdon, Larry	1992-98	Myatt, George	1962-63	Tracewski, Dick	1972-95
Coleman, Bob	1932	Hill, Perry	1997-99	Naragon, Hal	1967-69	Trammell, Alan	1999
Coles, Darnell	2014	Hitchcock, Billy	1955-60	Newhan, David	2015-16	Treuel, Ralph	1995
Conso, Billy	1979-92	Hopp, Johnny	1954	O'Neill, Steve	1941	Van Slyke, Andy	2006-09
Coombs, Jack	1920	Howley, Dan	1919, 1921-22	Ott, Ed	2001-02	Vavra, Joe	2018-
Craig, Roger	1980-84	Hudlin, Willis	1957-59	Overmire, Stubby	1963-66	Vincent, Al	1943-44
Cramer, Doc	1948	Jones, Jeff	1995, 1998-00, 2002, 2007-15	Parrish, Lance	1999-2001, 2003-05	Vizquel, Omar	2014-17
Cuccinello, Tony	1967-68	Joyner, Wally	2014-16	Parrish, Larry	1997-98	Warthen, Dan	1999-2002
Davenport, Jim	1991	Kelleher, Mick	2003-05	Perkins, Cy	1934-39	White, Jerry	1997-98
Deal, Cot	1973-74	Kendall, Fred	1996-98	Pico, Jeff	2018-	White, Jo-Jo	1960
Donovan, Bill	1918	Knapp, Rick	2009-11	Pinson, Vada	1985-91	Whitmer, Dan	1992-94
Dubee, Rich	2016-17	Kress, Red	1940			Williams, Otto	1925
Dubuc, Jean	1930-31	Lamont, Gene	2006-17				
Durham, Leon	2017						



TIGERS ALL-TIME ROSTER

AMERICAN LEAGUE, 1901-2018

1,640 players have worn a Tigers uniform in a regular season game

— A —

Abbott, Glenn (RHP) 1983-84
 Aber, Al (LHP) 1953-57
 Acevedo, Juan (RHP) 2002
 Adams, Bob (C) 1977
 Adduci, Jim (OF) 2017-18
 Aguirre, Hank (LHP) 1958-67
 Ainsmith, Pat (RHP) 1995
 Ainsworth, Eddie (C) 1919-21
 Akers, Bill (IF) 1929-31
 Alburquerque, Al (RHP) 2011-15
Alcántara, Victor (RHP) 2017-
 Aldred, Scott (LHP) 1990-92, 1996
 Alexander, Dale (IF/OF) 1929-32
 Alexander, Doyle (RHP) 1987-89
 Allanson, Andy (C) 1991
 Allen, Dusty (IF/OF) 2000
 Allen, Rod (OF) 1984
 Alten, Ernie (LHP) 1920
 Alusik, George (OF) 1958, 1961-62
 Alvarado, Luis (IF) 1977
 Alvarez, Gabe (IF) 1998-00
 Alvarez, Jose (LHP) 2013
 Alvarez, Ossie (IF) 1959
 Amoros, Sandy (OF) 1960
 Anderson, Bob (RHP) 1963
 Anderson, Josh (OF) 2009
 Anderson, Matt (RHP) 1998-2003
 Archer, Jimmy (C/IF) 1907
 Archie, George (IF) 1938
 Arndt, Harry (IF/OF) 1902
 Arroyo, Fernando (RHP) 1975, 1977-79
 Auker, Elden (RHP) 1933-38
 Ausmus, Brad (C) 1996, 1999-00
 Averill, Earl (OF) 1939-40
 Avery, Steve (LHP) 2003
 Avila, Alex (C) 2009-15, 2017
 Aviles, Mike (IF) 2016
 Aybar, Erick (IF) 2016
 Ayers, Doc (RHP) 1919-21

— B —

Baez, Sandy (RHP) 2018-
 Bailey, Bill (LHP) 1918
 Bailey, Howard (LHP) 1981-83
 Bair, Doug (RHP) 1983-85
 Baker, Del (C) 1914-16
 Baker, Doug (IF) 1984-87
 Baker, Jeff (IF/OF) 2012
 Baker, Steve (RHP) 1978-79
 Bako, Paul (C) 1998
 Baldwin, Billy (OF) 1975
 Balesiter, Collin (RHP) 2012
 Bando, Chris (C) 1988
 Barbato, Johnny (RHP) 2018
 Bare, Ray (RHP) 1975-77
 Barfoot, Clyde (RHP) 1926
 Barnes, Frank (LHP) 1929
 Barnes, Sam (IF) 1921
 Barnes, Skeeter (IF/OF) 1991-94
 Barrett, Jimmy (OF) 1901-05
 Barte, Kimera (OF) 1996-99
 Bartell, Dick (IF) 1940-41
 Bashang, Al (OF) 1912
 Bassler, Johnny (C) 1921-27
 Batts, Matt (C) 1952-54
 Baumann, Paddy (IF/OF) 1911-14
 Baumgartner, Harry (RHP) 1920
 Baumgartner, John (IF) 1953
 Bautista, Danny (OF) 1993-96
 Bautista, Denny (RHP) 2008
 Bautista, Jose (RHP) 1997
 Bazarido, Yorman (RHP) 2007-08
 Beamon, Trey (OF/DH) 1998
 Bean, Billy (OF) 1987-89
 Beane, Billy (OF) 1988
 Beard, Dave (RHP) 1989
 Bearden, Gene (LHP) 1951
 Beck, Erve (IF/OF) 1902
 Beck, Walter (RHP) 1944
 Beckendorf, Heinie (C) 1909-10
 Becker, Rich (OF) 2000
 Belardi, Wayne (IF/OF) 1954-56
 Belcher, Tim (RHP) 1994

Bell, Beau (OF) 1939
 Bell, Chad (LHP) 2017-18
 Below, Duane (LHP) 2011-14
 Beltran, Francis (RHP) 2008
 Benoit, Joaquin (RHP) 2011-13
 Benton, Al (RHP) 1938-42, 1945-48
 Berberet, Lou (C) 1959-60
 Berenguer, Juan (RHP) 1982-85
 Bergman, Dave (IF) 1984-92
 Bergman, Sean (RHP) 1993-95
 Bernazard, Tony (IF) 1991
 Bernero, Adam (RHP) 2000-03
 Bero, Johnny (IF) 1948
 Berroa, Geronimo (DH/OF) 1998
 Berry, Neil (IF) 1948-52
 Berry, Quintin (OF) 2012-13
 Bertoia, Reno (IF/OF) 1953-58, 1961-62
 Betemitt, Wilson (IF) 2011
 Beverlin, Jason (RHP) 2002
 Beville, Monte (C/IF) 1904
 Bilko, Steve (IF) 1960
 Billingham, Jack (RHP) 1978-80
 Billings, Josh (RHP) 1927-29
 Birrer, Babe (RHP) 1955
 Black, Bud (RHP) 1952, 1955-56
 Blair, Willie (RHP) 1997, 1999-2001
 Blessitt, Ike (OF) 1972
 Blomdahl, Ben (RHP) 1995
 Bloodworth, Jimmy (IF) 1942-43, 1946
 Blue, Lu (IF/OF) 1921-27
 Bocachica, Hiram (OF/OF) 2002-03
 Bochtler, Doug (RHP) 1998
 Bockus, Randy (RHP) 1989
 Boehler, George (RHP) 1912-16
 Boesch, Brennan (OF) 2010-13
 Boever, Joe (RHP) 1993-95
 Bogart, John (RHP) 1957
 Bohanon, Brian (LHP) 1995
 Boland, Bernie (RHP) 1915-20
 Bolling, Frank (IF) 1954, 1956-60
 Bolling, Milt (IF) 1958
 Bolton, Cliff (C) 1937
 Bolton, Tom (LHP) 1993
 Bonderman, Jeremy (RHP) 2003-10, 2013
 Bonine, Eddie (RHP) 2008-10
 Boone, Danny (RHP) 1921
 Boone, Ray (IF) 1953-58
 Borkowski, Dave (RHP) 1999-2001
 Borom, Red (IF) 1944-45
 Boros, Steve (IF) 1957-58, 1961-62
 Borowy, Hank (RHP) 1950-51
 Boswell, Dave (RHP) 1971
Boyd, Matthew (LHP) 2015-
 Brady, Jim (LHP) 1956
 Branca, Ralph (RHP) 1953-54
 Brideweser, Jim (IF) 1956
 Bridges, Rocky (IF) 1959-60
 Bridges, Tommy (RHP) 1930-43, 1945-46
 Brinkman, Ed (IF) 1971-74
 Brocail, Doug (RHP) 1997-2000
 Brogna, Rico (IF) 1992
 Brokens, Ike (RHP) 1975
 Brookens, Tom (IF/OF/C) 1979-88
 Brower, Lou (IF) 1931
 Brown, Chris (IF) 1989
 Brown, Darrell (OF) 1981
 Brown, Dick (C) 1961-62
 Brown, Gates (OF/IF) 1963-75
 Brown, Ike (OF/IF) 1969-74
 Browning, Frank (RHP) 1910
 Bruce, Bob (RHP) 1959-61
 Bruckmiller, Andy (RHP) 1905
 Brumley, Mike (IF/OF) 1989
 Brunberg, Arlo (C) 1966
 Brunson, Will (LHP) 1998-99
 Bruton, Billy (OF) 1961-64
 Bucha, Johnny (C) 1953
 Buddin, Don (IF) 1962
 Buelow, Fritz (C/IF) 1901-04
 Bullard, George (IF) 1954
 Bunning, Jim (RHP) 1955-63
 Burke, Les (IF/C) 1923-26
 Burns, Bill (LHP) 1912

Burns, George (IF) 1914-17
 Burns, Jack (IF) 1936
 Burns, Joe (OF) 1913
 Burns, John (IF) 1903-04
 Burnside, Pete (LHP) 1959-60
 Burnside, Sheldon (LHP) 1978-79
 Bush, Donie (IF) 1908-21
 Butera, Sal (C) 1983
 Byrd, Harry (RHP) 1957
 Byrdak, Tim (LHP) 2007

— C —

Cabell, Enos (IF/OF) 1982-83
Cabrera, Miguel (IF) 2008-
 Cadaret, Greg (LHP) 1994
 Cain, Bob (LHP) 1951
 Cain, Les (LHP) 1968, 1970-72
 Calvert, Paul (RHP) 1950-51
 Campbell, Bill (RHP) 1986
 Campbell, Bruce (OF) 1940-41
 Campbell, Dave (IF) 1967-68
 Campbell, Paul (IF) 1948-50
Candelario, Jeimer (IF) 2017-
 Cantrell, Guy (RHP) 1930
 Capellan, Jose (RHP) 2007
 Cappuzzello, George (LHP) 1981
 Cardona, Javier (C) 2000-01
 Carisch, Fred (C) 1923
Carpenter, Ryan (LHP) 2018-
 Carr, Charlie (IF) 1903-04
 Carreon, Mark (OF) 1992
 Carrera, Ezequiel (OF) 2014
 Carroll, Ownie (RHP) 1925, 1927-30
 Carswell, Frank (OF) 1953
 Cary, Chuck (LHP) 1985-86
 Casale, Jerry (RHP) 1961-62
 Casanova, Raul (C) 1996-98
 Casey, Doc (IF) 1901-02
 Casey, Joe (C/OF) 1909-11
 Casey, Sean (IF) 2006-07
 Cash, Norm (IF/OF) 1960-74
 Cash, Ron (IF/OF) 1973-74
Castellanos, Nicholas (IF/OF) 2013-
 Caster, George (RHP) 1945-46
 Castillo, Frank (RHP) 1998
 Castillo, Mario (C/IF/OF) 1981-85
 Castro, Harold (IF) 2018
 Catalanotto, Frank (IF) 1997-99
 Cavet, Pug (LHP) 1911, 1914-15
 Cedeno, Andujar (IF) 1996
 Cedeno, Roger (OF) 2001
 Cerutti, John (LHP) 1991
 Cespedes, Yoenis (OF) 2015
 Chamberlain, Joba (RHP) 2014-15
 Chance, Dean (RHP) 1971
 Chiti, Harry (C) 1960-61
 Chris, Mike (LHP) 1979
 Christley, Neil (OF/IF) 1959-60
 Christian, Bob (IF/OF) 1968
 Christman, Mark (IF) 1938-39
 Christopher, Mike (RHP) 1995-96
 Cicotte, Al (RHP) 1958
 Cicotte, Eddie (RHP) 1905
 Claire, Dave (IF) 1920
 Clark, Danny (IF/OF) 1922
 Clark, Jermaine (IF) 2001
 Clark, Mel (OF) 1957
 Clark, Phil (OF) 1992
 Clark, Tony (IF) 1995-2001
 Clarke, Nig (C) 1905
 Clarke, Rufe (RHP) 1923-24
 Clauss, Al (LHP) 1913
 Clevlen, Brent (OF) 2006-08
 Clifton, Flea (IF) 1934-37
 Cobb, Joe (PH) 1918
 Cobb, Ty (OF/IF/RHP) 1905-26
 Cochrane, Mickey (C) 1934-37
 Coffey, Jack (IF) 1918
 Coffman, Slick (RHP) 1937-39
 Coke, Phil (LHP) 2010-14
 Colavito, Rocky (OF) 1960-63
 Colbert, Nate (IF) 1975
 Cole, Bert (LHP) 1921-25
 Coleman, Joe, Sr. (RHP) 1955

Coleman, Joe, Jr. (RHP) 1971-76
 Coleman, Louis (RHP) 2018
 Coleman, Vince (OF) 1997
 Coles, Darnell (IF) 1986-87, 1990
 Collier, Orin (RHP) 1931
 Collins, Dave (OF) 1986
 Collins, Kevin (IF/OF) 1970-71
 Collins, Rip (RHP) 1923-27
 Collins, Tyler (OF) 2014-17
 Colon, Roman (RHP) 2005-06
 Colyer, Steve (LHP) 2004
 Comer, Wayne (OF/C) 1967-68, 1972
 Comstock, Ralph (RHP) 1913
 Conger, Dick (RHP) 1940
 Conkwright, Allen (RHP) 1920
 Connelly, Bill (RHP) 1950
 Cook, Earl (RHP) 1941
 Cooley, Dick (OF) 1905
 Coombs, Jack (RHP) 1920
 Cooper, Wilbur (LHP) 1926
 Corcoran, Tim (OF) 1977-80
 Cordero, Francisco (RHP) 1999
 Cornejo, Nate (RHP) 2001-2004
 Corriden, Red (IF) 1912
 Cottier, Chuck (IF) 1961
 Couch, Johnny (RHP) 1917
 Coughlin, Bill (IF) 1904-08
 Courtney, Ernie (IF) 1903
 Coveleski, Harry (LHP) 1914-18
 Covington, Bill (RHP) 1911-12
 Cowens, Al (OF) 1980-81
 Cox, Red (RHP) 1920
 Cramer, Doc (OF) 1942-48
 Crawford, Jim (LHP) 1976-78
 Crawford, Sam (OF/IF) 1903-17
 Creek, Doug (LHP) 2005
 Crimian, Jack (RHP) 1957
 Cristante, Leo (RHP) 1955
 Crockett, Davey (IF) 1901
 Cronin, Jack (RHP) 1901-02
 Crosby, Casey (LHP) 2012-14
 Croucher, Frank (IF) 1939-41
 Crow, Dean (RHP) 1998
 Crowder, General (RHP) 1934-36
 Cructeta, Francisco (RHP) 2008
 Crumpler, Ray (LHP) 1920
 Cruz, Deivi (IF) 1997-2001
 Cruz, Fausto (IF) 1996
 Cruz, Jacob (OF) 2002
 Cruz, Nelson (RHP) 1999-2000
 Cuevas, William (RHP) 2017
 Cullenberg, Roy (OF/IF) 1938-39, 1945-47
 Cummings, John (LHP) 1996-97
 Cunningham, George (RHP/OF) 1916-19, 1921
 Curry, Harry (IF) 1918
 Curtis, Chad (OF) 1995-96
 Cutshaw, George (IF) 1922-23
 Cuyler, Milt (OF) 1990-95

— D —

Dalton, Jack (OF) 1916
 Dalton, Mike (LHP) 1991
 Damon, Johnny (OF) 2010
 Daniel, Chuck (RHP) 1957
 Darendsborg, Vic (LHP) 2005
 Datz, Jeff (C/DH) 1989
 Daugherty, Doc (PH) 1951
 Daus, Hootey (RHP) 1912-26
 Davis, Jerry (RHP) 1959
 Davis, Eric (OF) 1993-94
 Davis, Harry (IF) 1932-33
 Davis, Rajai (OF) 2014-15
 Davis, Storm (RHP) 1993-94
 Davis, Woody (RHP) 1938
 Deal, Charlie (IF) 1912-13
 Deer, Rob (OF) 1991-93
 Deering, John (RHP) 1903
 DeFate, Tony (IF) 1917
 DeJesus, Ivan (IF) 1988
 DeJohn, Mark (IF) 1982
 DeLaCruz, Eulogio (RHP) 2007
 Delahanty, Jim (IF) 1909-12
 de los Santos, Luis (OF) 1991

TIGERS ALL-TIME ROSTER



Delsing, Jim (OF) 1952-56
 Demeter, Don (OF/IF) 1964-66
 Demeter, Steve (IF) 1959
 Demmitt, Ray (OF) 1914
 den Dekker, Matt (OF) 2017
 Deney, Bill (RHP) 1971
 Desautels, Gene (C) 1930-33
 DeSilva, John (RHP) 1993
 DeViveiros, Bernie (IF) 1927
 Didier, Bob (C) 1973
 DiFelice, Mike (C) 2004
 Dillard, Steve (IF) 1978
 Dillon, Pop (IF) 1901-02
 Dingman, Craig (RHP) 2004-05
 Dirks, Andy (OF) 2011-14
 Disch, George (P) 1905
 Dishman, Glenn (LHP) 1997
 Dittmer, Jack (IF) 1957
 Dlugach, Brent (IF) 2009
 Dobson, Pat (RHP) 1967-69
 Doby, Larry (OF) 1959
 Doherty, John (RHP) 1992-95
 Doljack, Frank (OF/IF) 1930-34
 Dolsi, Freddy (RHP) 2008-09
 Donahue, Red (RHP) 1906
 Donohue, Jim (RHP) 1961
 Donovan, Dick (RHP) 1954
 Donovan, Wild Bill (RHP/IF/OF) 1903-12, 1918

Doran, Tim (C) 1905
 Dotel, Octavio (RHP) 2012-13
 Douglass, Sean (RHP) 2005
 Dowd, Snooks (IF) 1919
 Downs, Darin (LHP) 2012-13
 Downs, Red (OF/OF) 1907-08
 Doyle, Jess (RHP) 1925-27
 Drake, Delos (OF/IF) 1911
 Drensen, Lee (IF) 1918
 Drill, Lew (C/OF/IF) 1904-05
 Drough, Walt (IF) 1952-54
 DuBois, Brian (LHP) 1989-90
 Dubuc, Jean (RHP) 1912-16
 Duran, Joe (IF) 1931
 Dugan, Roberto (LHP) 1997-98
 Durbin, Chad (RHP) 2006-07
 Dustal, Bob (RHP) 1963
 Dyer, Ben (IF/OF/RHP) 1916-19
 Dyer, Duffy (C) 1980-81

— E —

Earl, Scott (IF) 1984
 Easley, Darnon (IF) 1996-2002
 Eason, Mal (RHP) 1903
 Easterling, Paul (OF) 1928, 1930
 Eason, Zeb (RHP) 1944-45
 Eckentzher, Eric (LHP) 2002-03
 Egan, Dick (LHP) 1963-64
 Egan, Wish (RHP) 1902
 Ehme, Howard (RHP) 1916-17, 1919-22
 Eischen, Joey (LHP) 1996
 Eisenstat, Harry (LHP) 1938-39
 Elberfeld, Kid (IF) 1901-03
 Eldred, Heinie (LHP) 1913
 Elder, Brad (IF) 2012
 Ellison, Bert (IF/OF) 1916-20
 Encarnacion, Juan (OF) 1997-2001
 English, Dave (IF/OF/C) 1986
 English, Gil (IF) 1936-37
 Ennis, John (RHP) 2004
 Erickson, Eric (RHP) 1916, 1918-19
 Erickson, Hal (RHP) 1953
 Erwin, Tex (C) 1907
 Eubank, John (RHP) 1905-07
 Evans, Darrell (IF) 1984-88
 Everett, Adam (IF) 2009-10
 Evers, Hoot (OF) 1941, 1946-52, 1954

— F —

Face, Roy (RHP) 1968
 Fahey, Bill (C) 1981-83
 Fain, Ferris (IF) 1955
 Farley, Bob (IF/OF) 1962
Farmer, Buck (RHP) 2014-
 Farmer, Ed (RHP) 1973
 Farnsworth, Jeff (RHP) 2002
 Farnsworth, Kyle (RHP) 2005, 2008
 Farrell, John (RHP) 1996
 Faul, Bill (RHP) 1962-64

Federoff, Al (IF) 1951-52
 Felix, Junior (OF) 1994
 Felix, Neftali (RHP) 2015
 Feller, Jack (C) 1958
 Fernandez, Chico (IF) 1960-63
 Ferrall, Jeff (RHP) 2015-17
 Ferry, Cy (RHP) 1904
 Fick, Robert (C/IF/OF) 1998-2002
 Fildrych, Mark (RHP) 1976-80
 Fielder, Cecil (IF) 1990-96
 Fielder, Prince (IF) 2012-13
 Fields, Bruce (OF) 1986
 Fields, Daniel (OF) 2015
 Fien, Casey (RHP) 2009-10
 Fiers, Mike (RHP) 2018
 Figaro, Alfredo (RHP) 2009-10
 Finigan, Jim (IF) 1957
 Finneran, Happy (RHP) 1918
 Fischer, Bill (RHP) 1958, 1960-61
 Fischer, Carl (LHP) 1933-35
 Fisher, Ed (RHP) 1902
 Fisher, Fritz (LHP) 1964
 Fisher, Doug (RHP) 2011-13
 Flister, Ira (OF/IF) 1917, 1919-23
 Flaherty, John (C) 1994-96
 Fleming, Les (OF) 1939
 Fletcher, Scott (IF) 1995
 Fletcher, Tom (LHP) 1962
 Fletcher, Van (RHP) 1955
 Florie, Bryce (RHP) 1998-99
 Flowers, Ben (RHP) 1955
 Floyd, Bubba (IF) 1944
 Flynn, Doug (IF) 1985
 Foiles, Hank (C) 1960
 Foor, Jim (LHP) 1971-72
 Ford, Gene (RHP) 1905
 Fossus, Casey (LHP) 2008
 Foster, Larry (RHP) 1963
 Fothergill, Bob (OF) 1922-30
 Foucalt, Steve (RHP) 1977-78
 Fox, Pete (OF) 1933-40
 Fox, Terry (RHP) 1961-66
 Foytack, Paul (RHP) 1953, 1955-63
 Francis, Ray (LHP) 1923
 Francona, Tito (OF) 1958
 Franklin, Murray (IF) 1941-42
 Frazier, Vic (RHP) 1933-34
 Frazier, Jeff (OF) 2010
 Freehan, Bill (C) 1961, 1963-76
 Freese, George (PH) 1953
 French, Luke (LHP) 2009
 Fried, Cy (LHP) 1920
 Fried, Owen (IF) 1953
 Frisk, Emil (RHP/OF) 1901
 Froats, Bill (LHP) 1955
 Fryman, Travis (IF) 1990-97
 Fryman, Woodie (LHP) 1972-74
 Fuchs, Charlie (RHP) 1942
 Fuentes, Tito (IF) 1977
 Fuller, Frank (IF) 1915-16
Fulmer, Michael (RHP) 2016-
 Funk, Liz (OF) 1930
 Furbush, Charlie (LHP) 2011

— G —

Gagnon, Chick (IF) 1922
 Gaillard, Eddie (RHP) 1997
 Gainer, Del (IF) 1909, 1911-14
 Gakeler, Dan (RHP) 1991
 Galarraga, Armando (RHP) 2008-10
 Gallagher, Doug (LHP) 1962
 Galloway, Chick (IF/OF) 1928
 Gamble, John (IF) 1972-73
 Garbey, Barbaro (IF/OF) 1984-85
 Garbowski, Alex (PR) 1952
 Garcia, Avisail (OF) 2012-13
 Garcia, Freddy (RHP) 2008
 Garcia, Karim (OF) 1999-00
 Garcia, Luis (IF) 1999
 Garcia, Pedro (IF) 1976
 Gardiner, Mike (RHP) 1993-95
 Garver, Ned (RHP) 1952-56
 Gehring, Charlie (IF) 1924-42
 Gelbert, Charley (IF) 1937
 Gentry, Rufe (RHP) 1943-44, 1946-48
 Gerber, Mike (OF) 2018
 German, Franklyn (RHP) 2002-05
 Gernert, Dick (IF/OF) 1960-61

Gessler, Doc (OF) 1903
 Giarratano, Tony (IF) 2005-07
 Gibson, Frank (C/OF) 1913
 Gibson, Kirk (OF/DH) 1979-87, 1993-95
 Gibson, Paul (LHP) 1988-91
 Gibson, Sam (RHP) 1926-28
 Giemann, Floyd (RHP) 1939-41
 Gilbreth, Bill (LHP) 1971-72
 Gill, George (RHP) 1937-39
 Gillespie, Bob (RHP) 1944
 Ginsberg, Joe (C) 1948, 1950-53
 Ginter, Matt (RHP) 2005
 Gladden, Dan (OF) 1992-93
 Gladding, Fred (RHP) 1961-67
 Glaister, John (RHP) 1920
 Gleason, Kid (IF) 1901-02
 Gleaton, Jerry Don (LHP) 1990-91
 Glover, Gary (RHP) 2008
 Lynn, Ed (LHP) 1975-78
 Gohr, Greg (RHP) 1993-96
 Goldstein, Izzy (RHP) 1932
 Gody, Purnal (OF) 1962-63
 Gomez, Alexis (OF) 2005-06
 Gomez, Chris (IF) 1993-96
 Gonzales, Dan (OF) 1979-80
 Gonzalez, Alex (IF) 2014
 Gonzalez, Enrique (RHP) 2010-11
 Gonzalez, Juan (OF) 2000
 Gonzalez, Julio (IF) 1983
 Gonzalez, Luis (OF/DH) 1998
 Good, Andrew (RHP) 2005
Goodrum, Niko (IF/OF) 2018-
 Gorsica, Johnny (RHP) 1940-44, 1946-47
 Gorzelanny, Tom (LHP) 2015
 Gose, Anthony (OF) 2015-17
 Goslin, Goose (OF) 1934-37
 Grabowski, Johnny (C) 1931
 Graham, Bill (RHP) 1966
 Graham, Kyle (RHP) 1929
 Granderson, Curtis (OF) 2004-09
 Grater, Mark (RHP) 1993
 Graterol, Beiker (RHP) 1999
 Gray, Ted (LHP) 1946, 1948-54
 Green, Lenny (OF) 1967-68
 Greenberg, Hank (IF/OF) 1930, 1933-41, 1945-46
 Greene, Altar (OF) 1979
Greene, Shane (RHP) 2015-
 Greene, Willie (IF) 1903
Greiner, Grayson (C) 2018-
 Greisinger, Seth (RHP) 1988, 2002
 Gremminger, Ed (IF) 1904
 Griggs, Art (IF) 1918
 Grilli, Jason (RHP) 2005-08
 Grilli, Steve (RHP) 1975-77
 Grissom, Marv (RHP) 1949
 Gromek, Steve (RHP) 1953-57
 Groom, Buddy (LHP) 1992-95
 Groth, Johnny (OF) 1946-52, 1957-60
 Grover, Bert (RHP) 1913
 Grubb, John (OF) 1983-87
 Grzenda, Joe (LHP) 1961
 Guillen, Carlos (IF/OF) 2004-11
 Gullickson, Bill (RHP) 1991-94
 Gumpert, Dave (RHP) 1982-83
 Gutierrez, Cesar (IF) 1969-71

— H —

Haas, David (RHP) 1991-93
 Hale, Sammy (IF/OF) 1920-21
 Hall, Charley (RHP) 1918
 Hall, Herb (RHP) 1918
 Hall, Joe (OF) 1995, 1997
 Hall, Marc (RHP) 1913-14
Hall, Matt (LHP) 2018-
 Haller, Tom (C) 1972
 Halter, Shane (IF) 2000-2003
 Hamelin, Bob (IF/DH) 1997
 Hamilton, Earl (LHP) 1916
 Hamilton, Jack (RHP) 1964-65
 Hamlin, Luke (RHP) 1933-34
 Haney, Fred (IF) 1922-25
 Hankins, Don (RHP) 1927
 Hannahan, Jack (IF) 2006
 Hannan, Jim (RHP) 1971
 Harding, Charlie (RHP) 1913
Hardy, Blaine (LHP) 2014-

Hare, Shawn (OF) 1991-92
 Hargrave, Pinky (C) 1928-30
 Harley, Dick (OF) 1902
 Harper, Brian (OF/IF/C) 1986
 Harper, George (OF) 1916-18
 Harper, Terry (OF) 1987
 Harriger, Denny (RHP) 1998
 Harrington, Andy (PH) 1925
 Harris, Bob (RHP) 1938-39
 Harris, Buckley (IF) 1929, 1931
 Harris, Gail (IF) 1958-60
 Harris, Gene (RHP) 1994
 Harris, Ned (OF) 1941-43, 1946
 Harrist, Earl (RHP) 1953
 Haselman, Bill (C) 1999
 Hatfield, Fred (IF) 1952-56
 Hatter, Clyde (LHP) 1935, 1937
 Havens, Brad (LHP) 1989
 Hayworth, Ray (C) 1926, 1929-38
 Hazle, Bob (OF) 1958
 Heath, Bill (C) 1967
 Heath, Mike (C) 1986-90
 Hebnor, Richie (IF) 1980-82
 Heffner, Don (IF) 1944
 Hegan, Jim (C) 1958
 Heilmann, Harry (OF/IF) 1914, 1916-29
 Heinkel, Don (RHP) 1988
 Henneman, Mike (RHP) 1987-95
 Hennessy, Les (IF) 1913
 Henriquez, Oscar (RHP) 2002
 Henry, Dwayne (RHP) 1995
 Henshaw, Roy (LHP) 1942-44
 Herbert, Ray (RHP) 1950-51, 1953-54
 Herman, Babe (OF) 1937
 Hernandez, Fernando (RHP) 1997
 Hernandez, Guillermo (LHP) 1984-89
 Herndon, Larry (OF) 1982-88
 Herring, Art (RHP) 1929-33
 Herzog, Whitey (OF/IF) 1963
 Hessman, Mike (IF) 2007-08
 Hetting, Gus (IF) 1906
 Hiatt, Phil (IF/OF) 1996
 Hickman, Pano Legs (IF/OF) 1904-05
 Hicks, Buddy (IF) 1956
Hicks, John (C) 2016-
 Higgins, Pinky (IF) 1939-44, 1946
 Higginson, Bobby (OF) 1995-2005
 High, Ed (LHP) 1901
 High, Hugh (OF) 1913-14
 Hiljusz, Erik (RHP) 1999-00
 Hiller, John (LHP) 1965-70, 1972-80
 Hinch, A.J. (C) 2003
 Hitchcock, Billy (IF) 1942, 1946, 1953
 Hoefft, Billy (LHP) 1952-59
 Hogsett, Chief (LHP) 1929-36, 1944
 Holaday, Bryan (C) 2012-15, 2017
 Holdsworth, Fred (RHP) 1972-74
 Hollimon, Michael (IF) 2008
 Holling, Carl (RHP) 1921-22
 Holloway, Ken (RHP) 1922-28
 Holman, Shawn (RHP) 1989
 Holmes, Ducky (OF) 1901-02
 Holt, Chris (RHP) 2001
 Holtgrave, Vern (RHP) 1965
 Hoover, Kevin (IF) 2005-06
 Hoover, Joe (IF) 1943-45
 Hopp, Johnny (IF/OF) 1952
 Hotton, Willie (OF) 1963-77
 Hosley, Tim (C/IF) 1970-71
 Host, Gene (LHP) 1956
 Hostetler, Chuck (OF) 1944-45
 House, Frank (C) 1950-51, 1954-57, 1961
 House, Will (RHP) 1913
 Houtteman, Art (RHP) 1945-50, 1952-53
 Howard, Frank (IF/OF) 1972-73
 Hoyt, Waite (RHP) 1930-31
 Huber, Clarence (IF) 1920-21
 Hudson, Charles (RHP) 1989
 Huelsman, Frank (OF) 1904
 Huff, Aubrey (IF/OF) 2009
 Hughes, Tom (OF) 1930
 Huismann, Mark (RHP) 1988
 Humphrey, Terry (C) 1975
 Humphreys, Bob (RHP) 1962
 Hunter, Brian (OF) 1997-99
 Hunter, Torii (OF) 2013-14



TIGERS ALL-TIME ROSTER

Hurst, Jimmy (OF) 1997
Hutchinson, Fred (RHP) 1939-41,
1946-53
Hyers, Tim (IF/OF) 1996

— I —

Iglesias, José (LF) 2013-18
Ignasiak, Gary (LHP) 1973
Incaviglia, Pete (OF) 1991, 1998
Infante, Omar (IF) 2002-07,
2012-13
Inge, Brandon (C/IF/OF) 2001-12
Ingram, Riccardo (OF) 1994
Irvin, Ed (IF) 1912
Ivie, Mike (DH) 1982-83

— J —

Jackson, Austin (OF) 2010-14
Jackson, Charlie (RHP) 1905
Jackson, Damian (IF/OF) 2002
Jackson, Edwin (RHP) 2009
Jackson, Ron (IF) 1981
Jackson, Ryan (OF) 2001-02
Jacobson, Bobby Doll (OF/IF) 1915
Jaeger, Charlie (RHP) 1904
James, Art (OF) 1975
James, Bill (RHP) 1915-19
James, Bob (RHP) 1982-83
Jarvis, Kevin (RHP) 1997
Jata, Paul (IF/OF) 1972
Jaye, Myles (RHP) 2017
Jefferies, Gregg (IF/OF) 1999-00
Jennings, Hughie (IF) 1907, 1909,
1912, 1918

Jensen, Bill (RHP) 1912
Jensen, Marcus (C) 1997
Jimenez, Jason (LHP) 2002
Jiménez, Jose (RHP) 2017-
Johns, Augie (LHP) 1926-27
Johnson, Alex (OF) 1976
Johnson, Brian (C) 1997
Johnson, Dave (RHP) 1993
Johnson, Earl (LHP) 1951
Johnson, Howard (IF/OF) 1982-84
Johnson, Jason (RHP) 2004-2005
Johnson, Jim (RHP) 2014
Johnson, Ken (LHP) 1952
Johnson, Mark (RHP) 2000
Johnson, Roy (OF) 1929-32
Johnson, Syl (RHP) 1922-25
Jones, Alex (LHP) 1903
Jones, Bob (IF) 1917-25
Jones, Dalton (IF/OF) 1970-72
Jones, Davy (OF) 1906-12
Jones, Deacon (RHP) 1916-18
Jones, Elijah (RHP) 1907, 1909
Jones, JaCoby (IF/OF) 2016-
Jones, Jacques (OF) 2008
Jones, Ken (RHP) 1924
Jones, Lynn (OF) 1979-83
Jones, Ruppert (OF) 1984
Jones, Sam (RHP) 1962
Jones, Todd (RHP) 1997-2001,
2006-08
Jones, Tom (IF) 1909-10
Jones, Tracy (OF) 1989-90
Jordan, Milt (RHP) 1953
Joyce, Matt (OF) 2008
Jurrjens, Jair (RHP) 2007
Justis, Walt (RHP) 1905

— K —

Kaiser, Jeff (LHP) 1991
Kaline, Al (OF/IF/DH) 1953-74
Kallio, Rudy (RHP) 1918-19
Kane, Harry (LHP) 1903
Kapler, Gabe (OF) 1998-99
Karnuth, Jason (RHP) 2005
Kavanagh, Marty (IF/OF) 1914-16
Keagle, Greg (RHP) 1996-98
Kell, George (IF) 1946-52
Kelleher, Mick (IF) 1981-82
Keller, Charlie (OF) 1950-51
Keller, Kris (RHP) 2002
Kelly, Bryan (RHP) 1986-87
Kelly, Don (IF/OF) 2009-14
Kemp, Steve (OF) 1977-81
Kennedy, Bob (IF/OF) 1956

Kennedy, Vern (RHP) 1938-39
Kensing, Logan (RHP) 2016
Kerns, Russ (PH) 1945
Kerr, John (IF) 1923-24
Kida, Masao (RHP) 1999-00
Kiely, John (RHP) 1991-93
Kilkenny, Mike (LHP) 1969-72
Killefer, Red (IF/OF) 1907-09
Killian, Ed (LHP) 1904-10
Kimm, Bruce (C) 1976-77
Kimsley, Chad (RHP) 1936
King, Chick (OF) 1954-56
King, Eric (RHP) 1986-88, 1992
Kingsale, Gene (OF) 2003
Kinney, Dennis (LHP) 1981
Kinsler, Ian (IF) 2014-17
Kinzer, Matt (RHP) 1990
Kirke, Jay (IF/OF) 1910
Kisinger, Ruben (RHP) 1902-03
Kitson, Frank (RHP) 1903-05
Klassen, Danny (OF) 2003
Klawitter, Al (RHP) 1913
Kline, Ron (RHP) 1961-62
Klippstein, Johnny (RHP) 1967
Knebel, Corey (RHP) 2014
Kneisch, Rudy (LHP) 1926
Knight, Ray (IF) 1988
Knotts, Gary (RHP) 2003-04
Knox, John (IF) 1972-75
Knudsen, Kurt (RHP) 1992-94
Knudson, Guido (RHP) 2015
Koch, Al (RHP) 1963-64
Kocher, Brad (C) 1912
Koenig, Mark (IF/RHP) 1930-31
Kolloway, Don (IF) 1949-52
Kopitz, Howie (RHP) 1961-62
Korinac, George (RHP) 1966-67
Kostro, Frank (IF/OF) 1962-63
Kozma, Pete (IF) 2018
Krauss, Marc (INF) 2015
Krenchicki, Wayne (IF) 1983
Kress, Charlie (IF/OF) 1954
Kress, Red (IF) 1939-40
Kretlow, Lou (RHP) 1946, 1948-49
Kreuter, Chad (C) 1992-94
Krol, Ian (LHP) 2014-15
Krueger, Bill (LHP) 1993-94
Kryhoski, Dick (IF) 1950-51
Kuntz, Rusty (OF/IF/OF) 1952-59
Kuenn, Harvey (IF/IF/DH) 1984-85

— L —

Laabs, Chet (OF) 1937-39
Labine, Clem (RHP) 1960
Labournt, Jairo (LHP) 2017
Lafitte, Ed (RHP) 1909, 1911-12
Laga, Mike (IF) 1982-86
LaGrow, Lerrin (RHP) 1970, 1972-75
Laird, Gerald (C) 2009-10, 2012
Lake, Eddie (IF) 1946-50
Lake, Joe (RHP) 1912-13
Lakeman, Al (C) 1954
Lambert, Chris (RHP) 2008-09
Lamon, Gene (C) 1970-72, 1974-75
Lancaster, Les (RHP) 1992
Landsis, Jim (OF) 1967
Lane, Marvin (OF) 1971-74, 1976
LaPointe, Dave (LHP) 1986
Larish, Jeff (IF) 2008-10
Larkin, Steve (RHP) 1934
Lary, Frank (RHP) 1954-64
Lasher, Fred (RHP) 1967-70
Lathers, Chick (IF) 1910-11
Lau, Charlie (C) 1956, 1958-59
Lawrence, Bill (OF) 1932
Lawson, Roxie (RHP) 1933, 1935-39
Laxton, Bill (LHP) 1976
Lazorko, Jack (RHP) 1986
Leach, Rick (IF/OF) 1981-83
Ledbetter, Razor (RHP) 1915
Ledezma, Wilfredo (LHP) 2003-07
Lee, Don (RHP) 1957-58
LeFloure, Ron (OF) 1974-79
Leinhausen, Bill (OF) 1912
Leiter, Mark (RHP) 1991-93
Leivelt, Bill (RHP) 1909-10
Lemanczyk, Dave (RHP) 1973-76
Lemon, Chet (OF) 1982-90

Lenhardt, Don (OF) 1952
Lentine, Jim (OF) 1980
Leon, Arcenio (RHP) 2017
Leonard, Dutch (LHP) 1919-21, 1924-25
Lepcio, Ted (IF) 1959
LePine, Peter (OF/IF) 1902
Lerchen, George (OF) 1952
Leshnock, Don (LHP) 1972
Levine, Al (RHP) 2004
Lewicki, Artie (RHP) 2017-18
Lewis, Colby (RHP) 2006
Lewis, Mark (IF) 1996
Lewis, Richie (RHP) 1996
Lima, Jose (RHP) 1994-96, 2001-02
Lindbeck, Em (PH) 1960
Lindeman, Jim (IF) 1990
Lindsay, Pinky (IF) 1905-06
Lindsay, Rod (OF) 2000
Linhardt, Carl (PH) 1952
Lipon, Johnny (IF) 1942, 1946, 1948-52
Lira, Felipe (RHP) 1995-97, 1999
Liriano, Francisco (LHP) 2018
Littlefield, Dick (LHP) 1952
Lively, Jack (RHP) 1911
Livingstone, Scott (IF) 1991-94
Lobstein, Kyle (LHP) 2014-15
Lockhead, Harry (IF) 1901
Logan, Bob (LHP) 1937
Logan, Nook (OF) 2004-05
Lolich, Mickey (LHP) 1963-75
Lombard, George (OF) 2002
Long, Herman (IF) 1903
Lopez, Aquilino (RHP) 2007-08
Lopez, Aurelio (RHP) 1979-85
Lorenzen, Lefty (LHP) 1913
Loudell, Art (RHP) 1910
Louden, Baldy (IF/OF) 1912-13
Loux, Shane (RHP) 2002-03
Love, Slim (LHP) 1919-20
Lovullo, Torey (IF) 1988-89
Lowdermilk, Grover (RHP) 1915-16
Lowe, Bobby (IF) 1904-07
Lowe, Mark (RHP) 2016
Lowry, Dwight (C) 1984, 1986-87
Ludolph, Willie (RHP) 1924
Lugo, Dawel (IF) 2018-
Lugo, Urbano (RHP) 1990
Lumpe, Jerry (IF) 1964-67
Lund, Don (OF) 1949, 1952-54
Lusader, Scott (OF) 1987-90
Lush, Billy (OF/IF) 1903
Lynn, Fred (OF) 1988-89
Lynn, Red (RHP) 1939
Lyon, Brandon (RHP) 2009

— M —

Maas, Duke (RHP) 1955-57
MacCormack, Frank (RHP) 1976
MacDonald, Bob (LHP) 1993
Machado, Dixon (IF) 2015-18
Machemer, Dave (IF) 1979
Macias, Jose (IF) 1999-2002
Madden, Morris (LHP) 1987
Maddox, Elliott (IF/OF) 1970
Madison, Dave (RHP) 1952-53
Madison, Scotti (IF/DH) 1985-86
Madlock, Bill (IF/DH) 1987
Magee Jr., Wendell (OF) 2000-02
Maharg, Billy (IF) 1912
Mahler, Mickey (LHP) 1985
Mahtook, Mikie (OF) 2017-
Maier, Bob (IF/OF) 1945
Main, Alex (RHP) 1914
Maisel, George (OF) 1916
Makowski, Tom (LHP) 1975
Malloy, Herm (RHP) 1907-08
MalMBERG, Harry (IF) 1955
Manders, Hal (RHP) 1941-42, 1946
Manion, Clyde (C/IF) 1920-24, 1926-27
Mankowski, Phil (IF) 1976-79
Mantiply, Joe (LHP) 2016
Manto, Jeff (IF/DH) 1998
Manuel, Jerry (IF) 1975-76
Manush, Heinie (OF/IF) 1923-27
Mapes, Cliff (OF) 1952
Marberry, Firpo (RHP) 1933-35
Marentette, Leo (RHP) 1965
Marlowe, Dick (RHP) 1951-56

Maroth, Mike (LHP) 2002-07
Marrow, Buck (RHP) 1932
Marshall, Mike (RHP) 1967
Marte, Jeffry (IF) 2015
Marte, Luis (RHP) 2011-13
Martin, Billy (IF) 1958
Martin, John (LHP) 1983
Martin, Leonys (OF) 2018
Martinez, J.D. (OF) 2014-17
Martinez, Ramon (IF) 2005
Martinez, Victor (C/DH) 2011-18
Mason, Roger (RHP) 1984
Masterson, Walt (RHP) 1956
Matchick, Tom (IF) 1967-69
Mathews, Eddie (IF) 1967-68
Mavis, Bob (PR) 1949
Maxcy, Brian (RHP) 1995-96
Maxwell, Charlie (OF/IF) 1955-62
May, Milt (C) 1976-79
Maybin, Cameron (OF) 2007, 2016
Mayo, Eddie (IF) 1944-48
McAllister, Zach (RHP) 2018
McAllister, Scott (OF/IF/C) 1901-03
McAuliffe, Dick (IF) 1960-73
McBride, Macay (LHP) 2007
McCann, James (C) 2014-18
McCarthy, Arch (RHP) 1902
McCosky, Barney (OF) 1939-42, 1946
McCoy, Benny (IF) 1938-39
McCoy, Patrick (LHP) 2014
McCreery, Ed (RHP) 1914
McCullers, Lance (RHP) 1990
McCurry, Jeff (RHP) 1996
McDermott, Mickey (LHP) 1958
McDermott, Red (OF) 1912
McDill, Allen (LHP) 2000
McDonald, John (IF) 2005
McFarlane, Orlando (C) 1966
McGarr, Jim (IF) 1912
McGarvey, Dan (OF) 1912
McGehee, Casey (INF) 2016
McGehee, Pat (RHP) 1912
McGuire, Deacon (C/IF) 1902-03, 1912
McHale, John, Sr. (IF) 1943-45, 1947-48
McIntyre, Matty (OF) 1904-10
McKin, Archie (LHP) 1939-41
McKee, Red (C) 1913-16
McLain, Denny (RHP) 1963-70
McLaughlin, Pat (RHP) 1937, 1945
McLeland, Wayne (RHP) 1951-52
McMackin, Sam (LHP) 1902
McMahon, Don (RHP) 1968-69
McManus, Frank (C) 1904
McManus, Marty (IF) 1927-31
McMillon, Billy (OF) 2000-01
McMullin, Fred (IF) 1914
McNabb, Carl (PH) 1945
McNair, Eric (IF) 1941-42
McRae, Norm (RHP) 1969-70
McTigue, Bill (LHP) 1916
Meacham, Rusty (RHP) 1991
Meany, Pat (IF) 1912
Meers, Chris (RHP) 2003
Meeler, Phil (RHP) 1972
Meluskey, Mitch (C) 2001-02
Melvin, Bob (C) 1985
Mercado, Orlando (C) 2017
Mercedes, Melvin (RHP) 1954
Mercer, Win (RHP) 1902
Merritt, Herm (IF) 1921
Mesa, Jose (RHP) 2007
Metha, Scat (IF) 1940
Metro, Charlie (OF) 1943-44
Meyer, Dan (OF/IF) 1974-76
Meyer, Dutch (IF) 1940-42
Miceli, Dan (RHP) 1997
Michael, Gene (IF) 1975
Middleton, Jim (RHP) 1921
Mierkiewicz, Ed (OF) 1945, 1947-48
Miller, Andrew (LHP) 2006-07
Miller, Bob G. (LHP) 1953-56
Miller, Bob L. (RHP) 1973
Miller, Eddie (OF) 1982
Miller, Hack (C) 1944-45
Miller, Justin (RHP) 2014
Miller, Matt (LHP) 2001-2002
Miller, Orlando (IF) 1997
Miller, Roscoe (RHP) 1901-02

TIGERS ALL-TIME ROSTER



Miller, Trever (LHP) 1996
 Miner, Zach (RHP) 2006-09
 Mitchell, Clarence (LHP) 1911
 Mitchell, Willie (LHP) 1916-19
 Micki, Dave (RHP) 1999-2001
 Moehler, Brian (RHP) 1996-2002
 Moford, Herb (RHP) 1958
 Mohardt, John (OF) 1922
 Molinaro, Bobby (OF) 1975, 1977, 1983
 Monken, Dustin (RHP) 2016
 Monbouquette, Bill (RHP) 1966-67
 Moore, Sid (LHP) 1984
 Monroe, Craig (OF) 2002-07
 Montijo, Manny (RHP) 1961
 Moore, Anse (OF) 1946
 Moore, Bill (RHP) 1925
 Moore, Jackie (C) 1965
 Moore, Mike (RHP) 1993-95
 Moore, Roy (LHP) 1922-23
 Moory, Jake (RHP) 1944
 Morales, Jerry (OF) 1979
 Moran, Harry (LHP) 1912
 Moreland, Keith (OF/DH/C) 1989
 Morgan, Chet (OF) 1935, 1938
 Morgan, Tom (RHP) 1958-60
 Moriarty, George (IF/OF) 1909-15
 Morris, Hal (IF) 2000
 Morris, Jack (RHP) 1977-90
 Morris, Warren (IF) 2003
 Morrisette, Bill (RHP) 1920
 Morrison, Jim (IF) 1987-88
 Morton, Bubba (OF/IF) 1961-63
 Moseby, Lloyd (OF) 1990-91
 Moses, Gerry (C) 1974
 Moses, John (OF) 1991
 Mossi, Don (LHP) 1959-63
 Moya, Steven (OF) 2014-16
 Mueller, Les (RHP) 1941, 1945
 Mujica, Edward (RHP) 2017
 Mullen, Billy (IF) 1926
 Mullin, George (RHP/OF) 1902-13
 Mullin, Pat (OF) 1940-41, 1946-53
 Munoz, Mike (LHP) 1991-93
 Munson, Eric (IF) 2000-04
 Murphy, Dwayne (OF) 1988
 Murphy, Soldier Boy (IF) 1903
 Murray, Heath (LHP) 2001
 Myatt, Glenn (C) 1936
 Myers, Mike (LHP) 1995-97

N —

Nagelson, Russ (OF/IF) 1970
 Nahorodny, Bill (PH) 1983
 Nance, Doc (OF) 1901
 Nareski, Ray (RHP) 1959
 Nathan, Joe (RHP) 2014-15
 Navarro, Efen (IF) 2017
 Navarro, Julio (RHP) 1964-66
 Nikola, Bots (LHP) 1933
 Nelson, Lynn (RHP) 1940
 Nesbitt, Angel (RHP) 2015
 Ness, Jack (IF) 1911
 Nettles, Jim (OF) 1974
 Neun, Johnny (IF) 1925-28
 Nevin, Phil (OF/IF/C) 1995-97
 Newhouser, Hal (LHP) 1939-53
 Newsom, Bobo (RHP) 1939-41
 Ni, Fu-Te (LHP) 2009-10
 Nicholls, Simon (IF) 1903
 Nicholson, Fred (OF) 1917
 Niekro, Joe (RHP) 1970-72
 Nieman, Bob (OF) 1953-54
 Nieves, Melvin (OF/DH) 1996-97
 Nischwitz, Ron (LHP) 1961-62, 1965
 Nitkowski, C. (LHP) 1995-96, 1999-2001
 Nokes, Matt (C) 1986-90
 Noles, Dickie (RHP) 1987
 Nomo, Hideo (RHP) 2000
Norris, Daniel (LHP) 2015-
 North, Lou (RHP) 1913
 Northrup, Jim (OF/IF) 1964-74
 Norton, Greg (IF) 2004
 Nosed, Randy (RHP) 1989-90
 Novoa, Roberto, RHP 2004
 Nunez, Edwin (RHP) 1989-90

O —

Oana, Prince (RHP) 1943, 1945

O'Connell, John (IF) 1902
 Oglivie, Ben (IF/OF) 1974-77
 Okrie, Frank (LHP) 1920
 Oldham, Red (LHP) 1914-15, 1920-22
 O'Leary, Charley (IF/OF) 1904-12
 Olivares, Omar (RHP) 1996-97
 Oliver, Andy (LHP) 2010-11
 Oliver, Joe (C) 1998
 Oliverson, Lester (RHP) 2011
 Olsen, Ole (RHP) 1922-23
 Olson, Gregg (RHP) 1996
 Olson, Karl (OF) 1957
 O'Mara, Ollie (IF) 1912
 O'Neal, Randy (RHP) 1984-86
 Onslow, Eddie (IF) 1912-13
 Onslow, Jack (C) 1912
 Ordoñez, Magglio (OF) 2005-11
 Orengo, Joe (IF) 1944
 Ortega, Jose (RHP) 2012-14
 O'Rourke, Frank (IF) 1924-26
 Orrell, Joe (RHP) 1943-45
 Osborne, Bobo (IF) 1957-59, 61-62
 Outlaw, Jimmy (OF/IF) 1943-49
 Overmire, Stubby (LHP) 1943-49
 Owen, Frank (RHP) 1901
 Owen, Marv (IF) 1931, 1933-37
 Oylar, Ray (IF) 1965-68

P —

Pacella, John (RHP) 1986
 Page, Phil (LHP) 1928-30
 Palmer, David (RHP) 1989
 Palmer, Dean (IF) 1999-2003
 Paniagua, Jose (RHP) 2002
 Paqi, Stan (IF) 1980-81
 Papette, Craig (IF/OF) 2002-03
 Paredes, Johnny (IF) 1990-91
 Parent, Mark (C) 1996
 Parker, Jay (RHP) 1990
 Parker, Salty (IF) 1936
 Parks, Slicker (RHP) 1921
 Parnell, Bobby (RHP) 2016
 Parrish, Lance (C) 1977-86
 Parsons, Dixie (C) 1939, 1942-43
 Parthenheimer, Steve (IF) 1913
 Pasek, Johnny (C) 1933
 Pashnick, Larry (RHP) 1982-83
 Patrick, Bob (OF) 1941-42
 Patterson, Danny (RHP) 2000-04
 Patterson, Daryl (RHP) 1968-71
 Patterson, Jarrod (IF) 2011
 Pauley, David (RHP) 2001
 Payne, Fred (C/OF) 1906-08
 Pearson, Terry (RHP) 2002
 Peaslee, Marv (LHP) 1910
 Pedrique, Al (IF) 1989
 Pelfrey, Mike (RHP) 2016
 Pemberton, Rudy (OF) 1995
 Peña, Brayán (C) 2013
 Peña, Carlos (IF) 2002-05
 Peña, Orlando (RHP) 1965-67
 Peña, Ramon (RHP) 1989
 Penn, Shannon (IF) 1995-96
 Penny, Brad (RHP) 2011
 Pentz, Gene (RHP) 1975
 Peploski, Pepper (IF) 1913
 Pepper, Don (IF) 1966
 Peralta, Jonny (IF) 2010-13
 Percival, Troy (RHP) 2005
 Perez, Herman (IF) 2012-15
 Perez, Neifi (IF) 2006-07
 Perez, Timo (OF) 2007
 Perisho, Matt (LHP) 2001-2002
 Perkins, Cy (PH) 1934
 Pernell, Hub (LHP) 1910, 1912
 Perrenoski, Ron (LHP) 1971-72
 Perritt, Pol (RHP) 1921
 Perry, Boyd (IF) 1941
 Perry, Clay (IF) 1908
 Perry, Hank (OF) 1912
 Perry, Jim (RHP) 1973
 Perry, Ryan (RHP) 2009-11
 Pesky, Johnny (IF) 1952-54
 Peters, John (C) 1915
 Peters, Rick (IF/OF) 1979-81
 Petrick, Ben (OF) 2003
 Petry, Dan (RHP) 1979-87, 1990-91
 Pettis, Gary (OF) 1988-89, 1992

Pettyjohn, Adam (LHP) 2001
 Philley, Dave (IF/OF) 1957
 Phillips, Bubba (IF/OF) 1955, 1963-64
 Phillips, Eddie (C) 1929
 Phillips, Jack (IF/OF) 1955-57
 Phillips, Red (RHP) 1934, 1936
 Phillips, Tony (IF) 1990-95
 Pierce, Billy (LHP) 1945, 1948
 Pierce, Jack (IF) 1975
 Piet, Tony (IF) 1938
 Pillette, Herman (RHP) 1922-24
 Pineda, Luis (RHP) 2001
 Pinelli, Babe (IF) 1920
 Pipp, Wally (IF) 1913
 Pippen, Cotton (RHP) 1939-40
 Pittaro, Chris (IF) 1985
 Platte, Al (OF) 1913
 Podres, Johnny (LHP) 1966-67
 Poffenberger, Boots (RHP) 1937-38
 Polanco, Placido (IF) 2005-09
 Polonia, Luis (DH/OF) 1999-00
 Poole, Jim (LHP) 2000
 Porcello, Rick (RHP) 2009-14
 Porter, J.W. (C/OF/IF) 1955-57
 Post, Lew (OF) 1902
 Powell, Brian (RHP) 1998, 2002
 Powell, Ray (OF) 1913
 Power, Ted (RHP) 1988
 Pratt, Del (IF) 1923-24
 Presko, Joe (RHP) 1957-58
 Presley, Alex (OF) 2016-17
 Price, David (LHP) 2014-15
 Price, Jim (C) 1967-71
 Priddy, Jerry (IF) 1950-53
 Pride, Curtis (OF) 1996-97
 Proctor, Jim (RHP) 1959
 Prudhomme, Augie (RHP) 1929
 Pugh, Tim (RHP) 1997
 Purcey, David (LHP) 2011
 Purtell, Billy (IF) 1914
 Putkonen, Luke (RHP) 2012-14
 Putman, Ed (C) 1979

Q —

Quellich, George (OF) 1931

R —

Rabelo, Mike (C) 2006-07
 Raburn, Ryan (IF/OF) 2004, 2007-12
 Radatz, Dick (RHP) 1969
 Radcliff, Rip (OF/IF) 1941-43
 Rakow, Ed (RHP) 1964-65
 Ramirez, Wilkin (OF) 2009-10
 Randa, Joe (IF) 1998
 Rapada, Clay (LHP) 2007-09
 Rapp, Earl (OF) 1949
 Ray, Jim (RHP) 1974
 Ray, Robbie (LHP) 2014
 Raymond, Bugs (RHP) 1904
 Redman, Mark (LHP) 2001-02
 Redmond, Wayne (OF) 1965, 1969
 Reed, Bob (RHP) 1969-70
 Reed, Evan (RHP) 2013-14
 Reed, Jody (IF) 1997
 Reese, Rich (OF/OF) 1973
 Regan, Phil (RHP) 1960-65
 Reiber, Frank (C/OF) 1933-36
Reininger, Zac (RHP) 2017-
 Remneas, Alex (RHP) 1912
 Renfer, Erwin (RHP) 1913
 Rensa, Tony (C) 1930
 Renteria, Edgar (IF) 2008
Reyes, Victor (OF) 2018-
 Reynolds, Bob (RHP) 1975
 Reynolds, Ross (RHP) 1914-15
 Rhieil, Billy (IF/OF) 1932-33
 Rhymes, Will (IF) 2010-11
 Ribant, Dennis (RHP) 1968
 Rice, Harry (OF/IF) 1928-30
 Richards, Paul (C) 1943-46
 Richardson, Nolen (IF) 1929, 1931-32
 Richie, Bob (OF) 1989
 Riebe, Hank (C) 1942, 1947-49
 Rigney, Topper (IF) 1922-25
 Rincon, Juan (RHP) 2009
 Ripken, Bill (IF) 1998
 Ritz, Kevin (RHP) 1989-92
 Rivera, Michael (C) 2001-02

Roarke, Mike (C) 1961-64
 Robbins, Bruce (LHP) 1979-80
 Roberts, Bip (OF/IF/DH) 1998
 Roberts, Dave (LHP) 1976-77
 Roberts, Leon (OF) 1974-75
 Roberts, Willis (RHP) 1999
 Robertson, Jerry (RHP) 1970
 Robertson, Nate (LHP) 2003-09
 Robinson, Aaron (C) 1949-51
 Robinson, Eddie (IF) 1957
 Robinson, Jeff (IF/OF) 1987-90
 Robinson, Kabbitt (RHP) 1904
 Rodney, Fernando (RHP) 2002-09
 Rodriguez, Aurelio (IF) 1971-79
 Rodriguez, Francisco (RHP) 2016-17
 Rodriguez, Ivan (C) 2004-08
Rodriguez, Stony (IF) 2018-
 Rodriguez, Steve (IF) 1995
 Rogalski, Joe (RHP) 1938
 Rogell, Billy (IF/OF) 1930-39
 Rogers, Kenny (LHP) 2006-08
 Rogovin, Saul (RHP) 1949-51
 Rojas, Mel (RHP) 1999
 Roman, Bill (IF) 1964-65
 Romero, Ed (IF) 1990
 Romine, Andrew (IF) 2014-17
 Rondeau, Henri (C/IF) 1913
 Rondón, Bruce (RHP) 2013-17
 Roney, Matt (RHP) 2003
 Rooker, Jim (LHP) 1968
 Ross, Cody (OF) 2003
 Ross, Don (IF/OF) 1938, 1942-45
 Rossmann, Claude (IF) 1907-09
 Rothschild, Larry (RHP) 1981-82
 Rowan, Jack (RHP) 1906
 Rowe, Schoolboy (RHP) 1933-42
 Rowland, Rich (C) 1990-93
 Rozema, Dave (RHP) 1977-84
 Ruble, Art (OF) 1927
 Rucker, Dave (LHP) 1981-83
 Ruel, Muddy (C) 1931-32
 Ruffin, Chance (RHP) 2011
 Ruhle, Vern (RHP) 1974-77
 Runyan, Sean (LHP) 1998-2000
 Russell, Jack (RHP) 1937
 Ryan, Dusty (C) 2008-09
 Ryan, Kyle (LHP) 2014-17

S —

Sabel, Erik (RHP) 2002
 Sager, A.J. (RHP) 1996-98
 Salas, Mark (C) 1990-91
 Salazar, Luis (OF/IF/DH) 1988
 Salazar, Oscar (IF) 2002
 Saltalamacchia, Jarrod (C) 2016, 2018
 Samford, Ron (IF) 1955, 1957
 Samuel, Joe (IF) 1994-95
 Samuels, Joe (RHP) 1930
 Sanchez, Alex (OF) 1985
 Sanchez, Alex (OF) 2003-2004
 Sanchez, Anibal (RHP) 2012-17
 Sanders, Reggie (IF) 1974
 Sanders, Scott (RHP) 1997-98
 Santana, Julio (RHP) 2002
 Santana, Marino (RHP) 1998
 Santana, Pedro (IF) 2001
 Santiago, Ramon (IF) 2002-03, 2006-13
 Santos, Omir (C) 2011-12
 Santos, Victor (RHP) 2001
 Sardinha, Dane (C) 2008-09
 Sargent, Joe (IF) 1921
 Saucier, Kevin (LHP) 1981-82
 Saunders, Dennis (RHP) 1970
 Saupold, Warwick (RHP) 2016-18
 Sborz, Jay (RHP) 2010
 Scanlan, Bob (RHP) 1996
 Scarborough, Ray (RHP) 1953
 Schaefer, Germany (IF/OF) 1905-09
 Schaller, Biff (OF/IF) 1911
 Schang, Wally (C) 1931
 Schatzeder, Dan (LHP) 1980-81
 Scheibeck, Frank (IF) 1906
 Scherman, Fred (LHP) 1969-73
 Scherrer, Bill (LHP) 1984-86
 Scherzer, Max (RHP) 2010-14
 Schlapacasse, Lou (OF) 1902
 Schlierer, Daniel (LHP) 2010-12



TIGERS ALL-TIME ROSTER

Schmack, Brian (RHP) 2003
 Schmidt, Boss (C/OF) 1906-11
 Schu, Rick (IF) 1989
 Schuble, Heinie (IF) 1929, 1932-35
 Schultz, Barney (RHP) 1959
 Schultz, Bob (LHP) 1955
 Schwabe, Mike (RHP) 1989-90
 Scrivener, Chuck (IF) 1975-77
 Seale, Johnnie (LHP) 1964-65
 Searcy, Steve (LHP) 1988-91
 Seats, Tom (LHP) 1940
 Seay, Bobby (LHP) 2006-09
 Secory, Frank (OF) 1940
 Seelbach, Chuck (RHP) 1971-74
 Semproch, Ray (RHP) 1960
 Sewell, Rip (RHP) 1932
 Sharon, Dick (OF) 1973-74
 Shaw, Al (C/IF) 1901
 Shaw, Bob (RHP) 1957-58
 Shea, Merv (C) 1927-29, 1939
 Sheets, Larry (OF) 1990
 Sheffield, Gary (OF) 2007-08
 Shelby, John (OF) 1990-91
 Shelley, Hugh (OF) 1935
 Shelton, Chris (C/IF) 2004-06
 Sheridan, Pat (OF) 1986-88
 Sherry, Larry (RHP) 1964-67
 Shevlin, Jimmy (IF) 1930
 Shiver, Ivey (OF) 1931
 Shoop, Ron (C) 1959
 Shorten, Chick (OF/C) 1919-21
 Siddall, Joe (C) 1998
 Sierra, Ruben (OF/DH) 1996
 Siever, Ed (LHP) 1901-02, 1906-08
 Sigafos, Frank (IF) 1929
 Simmons, Al (OF/IF) 1936
 Simmons, Hack (IF/OF) 1910
 Simmons, Nelson (OF) 1984-85
 Simon, Alfredo (RHP) 2015
 Simon, Randall (1B) 2001-02
 Sims, Duke (C/OF) 1972-73
 Sinatro, Matt (C) 1989
 Singleton, Duane (OF) 1996
 Sisler, Dave (RHP) 1959-60
 Sizemore, Scott (IF) 2010-11
 Skeels, Wade (RHP) 1910
 Skizas, Lou (OF/IF) 1958
 Skopec, John (LHP) 1903
 Slaton, Jim (RHP) 1978, 1986
 Slayback, Bill (RHP) 1972-74
 Sreater, Lou (LHP) 1957-58
 Small, Jim (OF) 1955-57
 Smith, Bob (LHP) 1959
 Smith, Chad (RHP) 2014
 Smith, Clay (RHP) 1940
 Smith, George C. (IF) 1963-65
 Smith, George S. (RHP) 1926-29
 Smith, Heinie (IF) 1903
 Smith, Jack (IF) 1912
 Smith, Jason (IF) 2004-2005
 Smith, Rufus (LHP) 1927
 Smith, Willie (LHP) 1963
 Smoker, Josh (LHP) 2018
 Smyly, Drew (LHP) 2012-14
 Snell, Nate (RHP) 1987
 Sodowysky, Clint (RHP) 1995-96
 Soria, Joakim (RHP) 2014-15
 Sorrell, Vic (RHP) 1928-37
 Sosa, Elias (RHP) 1982
 Souchock, Steve (OF/IF) 1951-55
 Sparks, Steve (RHP) 2000-03
 Sparma, Joe (RHP) 1964-69
 Speer, Kid (LHP) 1909
 Spencer, George (RHP) 1958, 1960
 Spencer, Tubby (C/IF) 1916-18
 Spikes, Charlie (OF) 1978
 Spilman, Harry (IF) 1986
 Spurling, Chris (RHP) 2003-06
 St. Pierre, Max (C) 2010
 Stainback, Tuck (OF) 1940-41
 Stairs, Matt (IF) 2006
 Staley, Gerry (RHP) 1961
 Stanage, Oscar (C/IF) 1909-20, 1925
 Stanley, Mickey (OF/IF) 1964-78
 Staton, Joe (IF) 1972-73
 Staub, Rusty (OF) 1976-79
 Steen, Bill (RHP) 1915
 Stegman, Dave (OF) 1978-80

Steiner, Ben (PR) 1947
 Stevenson, Todd (OF) 1995
Stewart, Christian (OF) 2018-
 Stewart, Walter (LHP) 1921
 Stidham, Phil (RHP) 1994
 Stoddard, Bob (RHP) 1985
 Stone, John (OF) 1928-33
 Stoner, Lil (RHP) 1922, 1924-29
 Stovall, Jesse (RHP) 1904
 Strahler, Mike (RHP) 1973
 Strampe, Bob (RHP) 1972
 Strange, Doug (IF) 1989
 Streuli, Walt (C) 1954-56
 Stroud, Sailor (RHP) 1910
 Stuart, Marlin (RHP) 1949-52
 Stubbs, Franklin (IF/OF) 1995
 Stump, Jim (RHP) 1957, 1959
Stumpf, Daniel (LHP) 2017-
 Sturdivant, Tom (RHP) 1963
 Suarez, Eugenio (IF) 2014
 Sudden, Joe (IF) 1912
 Suggs, George (RHP) 1908-09
 Sullivan, Billy, Sr. (C) 1916
 Sullivan, Billy, Jr. (C/IF) 1940-41
 Sullivan, Charlie (RHP) 1928, 1930-31
 Sullivan, Jack (IF) 1944
 Sullivan, Joe (LHP) 1935-36
 Sullivan, John E. (C) 1905
 Sullivan, John P. (C) 1963-65
 Sullivan, Russ (OF) 1951-53
 Summers, Champ (OF) 1979-81
 Summers, Ed (RHP) 1908-12
 Susce, George C. (C) 1932
 Susce, George D. (RHP) 1958-59
 Sutherland, Gary (IF) 1974-76
 Sutherland, Suds (RHP) 1921
 Sweeney, Bill (IF/OF) 1928
 Swift, Bob (C) 1944-53
 Sykes, Bob (LHP) 1977-78
 Szotkiewicz, Ken (IF) 1970

— T —

Tanana, Frank (LHP) 1985-92
 Tata, Jordan (RHP) 2006-07
 Tavernier, Jackie (IF) 1921, 1925-28
 Taylor, Bennie (IF) 1952
 Taylor, Bill (OF) 1957-58
 Taylor, Bruce (RHP) 1977-79
 Taylor, Gary (RHP) 1969
 Taylor, Tony (IF/OF) 1971-73
 Taylor, Wiley (RHP) 1911
 Tebbitts, Birdie (C) 1936-42, 1946-47
 Terrell, Walt (RHP) 1985-88, 1990-92
 Terry, John P. 1902
 Tetteleton, Mickey (C/DH) 1991-94
 Thames, Marcus (OF) 2004-09
 Thomas, Brad (LHP) 2010-11
 Thomas, Bud (RHP) 1939-41
 Thomas, Clete (OF) 2008-09, 2012
 Thomas, Frosty (RHP) 1905
 Thomas, George (IF/OF) 1957-58, 1961, 1964-65
 Thomas, Ira (C) 1908
 Thompson, Jason (IF) 1976-80
 Thompson, Justin (LHP) 1996-99
 Thompson, Sam (OF) 1906
 Thompson, Tim (C) 1958
 Thurman, Gary (OF) 1993
 Thurmond, Mark (LHP) 1986-87
 Timmerman, Tom (RHP) 1969-73
 Tingley, Ron (C) 1995
 Tobik, Dave (RHP) 1978-82
 Tobin, Jim (RHP) 1945
 Tolan, Kevin (LHP) 2000-01
 Tolman, Tim (OF) 1986-87
 Tomberlin, Andy (OF/DH) 1998
 Torgerson, Earl (IF) 1955-57
 Torres, Andres (OF) 2002-04
 Tracewski, Dick (IF) 1966-69
 Trammell, Alan (IF) 1977-96
 Trammell, Bubba (OF/DH) 1997
 Travers, Al (RHP) 1912
 Treanor, Matt (C) 2009
 Tresh, Tom (IF/OF) 1969
 Triandos, Gus (C) 1963
 Trout, Dizzy (RHP) 1939-52
 Troy, Bun (RHP) 1912
 Truby, Chris (IF) 2002

Trucks, Virgil (RHP) 1941-43, 1945-52, 1956
 Trujillo, Mike (RHP) 1988-89
 Tseituros, John (RHP) 1957
 Tuiaosopoo, Matt (IF/OF) 2013
Turnbull, Spencer (RHP) 2018-
 Turner, Jerry (RHP) 2011-12, 2018
 Turner, Jacob (OF) 1982
 Tuttle, Bill (OF) 1952, 1954-57
 Tutwiler, Guy (IF/OF) 1911, 1913

— U —

Uhl, Bob (RHP) 1940
 Uhle, George (RHP) 1929-33
 Ujdur, Jerry (RHP) 1980-83
 Underwood, Pat (LHP) 1979-80, 1982-83
 Unser, Al (C/IF) 1942-44
 Upton, Justin (OF) 1964-17
 Urbani, Tom (LHP) 1996
 Urbina, Ugueth (RHP) 2004-05
 Urdaneta, Lino (RHP) 2004

— V —

Valdez, Jose (RHP) 2015
 Valentineti, Vito (RHP) 1958
 Valverde, Jose (RHP) 2010-13
 Vangilder, Elam (RHP) 1928-29
 Van Heekken, Andy (LHP) 2002
 Van Poppel, Todd (RHP) 1996
 Vasquez, Virgil (RHP) 2007
 Veach, Bobby (OF) 1912-23
 Veal, Coot (IF) 1958-60, 1963
 Vedder, Lou (RHP) 1920
 Veras, Jose (RHP) 2013
 Veres, Randy (RHP) 1996
VerHagen, Drew (RHP) 2014-
 Verlander, Justin (RHP) 2005-17
 Verzyer, Tom (IF) 1973-77
 Vico, Sam (IF) 1948-49
 Villafuerte, Brandon (RHP) 2000
 Villarreal, Braylan (RHP) 2011-13
 Vina, Fernando (IF) 2004
 Virgil, Ozzie (IF/C) 1958, 1960-61
 Vitt, Ossie (IF/OF) 1912-18

— W —

Wade, Jake (LHP) 1936-38
 Wagner, Hal (C) 1947-48
 Wagner, Mark (IF) 1976-80
 Wakefield, Dick (OF) 1941, 1943-44, 1946-49
 Wakeland, Chris (OF) 2001
 Walbeck, Matt (C) 1997, 2002-03
 Walewander, Jim (IF) 1987-88
 Walker, Dixie (OF) 1938-39
 Walker, Frank (OF) 1917-18
 Walker, Gee (OF) 1931-37
 Walker, Hub (OF) 1931, 1935, 1945
 Walker, Jamie (LHP) 2002-06
 Walker, Luke (LHP) 1974
 Walker, Mike (RHP) 1996
 Walker, Tom (RHP) 1975
 Walkup, Jim E. (RHP) 1939
 Walkup, Jim H. (LHP) 1927
 Walsh, Jim (LHP) 1921
 Wapnik, Steve (RHP) 1990
 Ward, Gary (IF/OF) 1989-90
 Ward, Hap (OF) 1912
 Warden, Jon (LHP) 1968
 Warner, Jack (IF) 1925-28
 Warner, John (C) 1905-06
 Washburn, Jarrod (LHP) 2009
 Watson, Johnny (IF) 1930
 Weaver, Jeff (RHP) 1999-2002
 Weaver, Jim (OF) 1985
 Weaver, Roger (RHP) 1980
 Webb, Earl (OF/IF) 1932-33
 Webb, Skeeter (IF) 1945-46
 Weber, Thad (RHP) 2012
 Wehmeier, Herm (RHP) 1958
 Weik, Dick (RHP) 1953-54
 Weinhardt, Robbie (RHP) 2010-11
 Welch, Milt (C) 1945
 Wells, Casper (OF) 2010-11
 Wells, David (LHP) 1993-95
 Wells, Ed (LHP) 1923-27
 Wert, Don (IF) 1963-70
 Wertz, Vic (OF/IF) 1947-52, 1961-63
 Wheatley, Charlie (RHP) 1912

Whelan, Kevin (RHP) 2014
 Whillock, Jack (RHP) 1971
 Whitaker, Lou (IF) 1977-95
 White, Derrick (OF/IF) 1995
 White, Hal (RHP) 1941-43, 1946-52
 White, Jo-Jo (OF) 1932-38
 White, Rondell (OF) 2004-05
 Whitehill, Earl (LHP) 1923-32
 Whiteside, Sean (LHP) 1995
 Wickander, Kevin (LHP) 1995
 Wickersham, Dave (RHP) 1964-67
 Wiggs, Jimmy (RHP) 1905-06
 Wight, Bill (LHP) 1952-53
 Wilcox, Milt (RHP) 1977-85
 Wilk, Adam (LHP) 2011-12
 Willett, Ed (RHP) 1906-13
 Williams, Brian (RHP) 1996
 Williams, Eddie (OF/IF/DH) 1996
 Williams, Frank (RHP) 1989
 Williams, Johnny (RHP) 1914
 Williams, Ken (OF) 1989-90
 Williams, Lefty (LHP) 1913-14
 Willis, Carl (RHP) 1984
 Willis, Dontrelle (LHP) 2008-10
 Wilson, Alex (RHP) 2015-18
 Wilson, Bobby (C) 2016
 Wilson, Earl (RHP) 1966-70
 Wilson, Glenn (OF) 1982-83
 Wilson, Icehouse (PH) 1934
 Wilson, Jack (RHP) 1942
 Wilson, Josh (IF) 2015
 Wilson, Justin (LHP) 2016-17
 Wilson, Matt (RHP) 1920
 Wilson, Red (C) 1954-60
 Wilson, Squanto (C) 1911
 Wilson, Vance (C) 2005-08
 Wilson, Walter (RHP) 1945
 Wingo, Red (OF/IF) 1924-28
 Winter, George (RHP) 1908
 Wise, Casey (IF) 1960
 Wise, Hughie (C) 1930
 Witt, Kevin (IF) 2003
 Wockenuss, John (C/OF/IF) 1974-83
 Wojey, Pete (RHP) 1956-57
 Wolf, Randy (LHP) 2015
 Wood, Bob (C) 1904-05
 Wood, Jake (IF/OF) 1961-67
 Wood, Jason (IF/DH) 1998-99
 Wood, Joe (IF) 1943
 Woodall, Larry (C) 1920-29
 Woodshick, Hal (LHP) 1956, 1961
 Woods, Ron (OF) 1969
 Woodyard, Mark (RHP) 2005
 Works, Ralph (RHP) 1909-12
 Worrell, Tim (RHP) 1998
 Worth, Danny (IF) 2010-14
 Wuesting, Yats (IF) 1929-30
 Wyatt, John (RHP) 1968
 Wyatt, Whit (RHP) 1929-33

— Y —

Yan, Esteban (RHP) 2004
 Yde, Emil (LHP) 1929
 Yeager, Joe (IF/RHP/OF) 1901-03
 Yelle, Archie (C) 1917-19
 Yewcic, Tom (C) 1957
 York, Rudy (IF/C/OF) 1934, 1937-45
 Yost, Eddie (IF) 1959-60
 Young, Delmon (OF) 2011-12
 Young, Dimitri (OF) 2002-06
 Young, Ernie (OF) 2003
 Young, John (IF) 1971
 Young, Kip (RHP) 1978-79
 Young, Matt (IF/OF) 2012
 Young, Ralph (IF) 1915-21

— Z —

Zachary, Chris (RHP) 1972
 Zamloch, Carl (RHP) 1913
 Zepp, Bill (RHP) 1971
 Zernial, Gus (OF/IF) 1958-59
Zimmermann, Jordan (RHP) 2016-
 Zumaya, Joel (RHP) 2006-10
 Zverink, George (RHP) 1954-55

TIGERS ALL-TIME ROSTER



DETROIT NATIONAL LEAGUE CLUB

1881-1888

- B -
 Baldwin, Lady (LHP/OF), 1885-88
 Beatin, Eb (RHP), 1987-88
 Beatie, Dave (C/OF), 1884
 Bennett, Charlie (C/IF/OF), 1881-88
 Bradley, George (IF), 1881
 Brill, Frank (RHP), 1884
 Briody, Fatty (C), 1887
 Broughton, Cal (C), 1888
 Brouters, Dan (IF), 1886-88
 Brown, Lew (IF/OF), 1881
 Bryant, George (IF), 1885
 Buker, Harry (IF/OF), 1884
 Burke, Walter (P), 1887
 Burns, Dick (OF/LHP), 1883

- C -
 Campau, Count (OF), 1888
 Casey, Bob (IF), 1882
 Casey, Dan (LHP), 1885
 Collins, Chub (IF), 1885
 Conway, Pete (RHP/OF), 1886-88
 Cox, Frank (IF), 1884
 Crane, Sam (IF/OF), 1885-86

- D -
 Decker, Harry (C/IF/OF), 1886
 Derby, George (RHP), 1881-82
 Donely, Jim (IF), 1885
 Dorgan, Mike (IF/OF), 1881
 Dunlap, Fred (IF/OF/RHP), 1886-87

- F -
 Farrell, Joe (IF/OF) 1882-84
 Foley, Will (IF), 1881
 Forster, Tom (IF), 1882

- G -
 Ganzel, Charlie (C/IF/OF), 1886-88
 Gastfield, Ed (C/IF/OF), 1884-85
 Geiss, Bill (IF/OF/P), 1884
 Gerhardt, Joe (IF), 1881
 Getzein, Charlie (RHP), 1884-88
 Gillen, Tom (C), 1888
 Gilligan, Barney (C), 1888
 Gruber, Henry (LHP), 1887-88
 Guiney, Ben (C/OF), 1883-84

- H -
 Halpin, Jim (IF), 1885
 Hanlon, Ned (IF/OF), 1881-88
 Houck, Sadie (IF), 1881, 1883

- J -
 Jones, Frank (IF/OF), 1884
 Jones, Jumping Jack (RHP), 1883

- K -
 Kearns, Tom (IF), 1882, 1884
 Kellogg, Nat (IF), 1885
 Kenzie, Walt (IF), 1882
 Knight, Lon (OF/IF), 1881-82

- L -
 LaRouque, Sam (IF), 1888
 Leary, Jack (OF/LHP), 1881
 Lowe, Richard (C), 1884
 Luff, Henry (IF), 1882

- M -
 Manning, Jimmy (IF/OF), 1885-87
 Mansell, Tom (IF/LHP), 1883
 McGeachy, Jack (OF), 1886

McGeary, Mike (IF), 1882
 McGuire, Deacon (C/OF), 1885, 1888
 McIntyre, Frank (P), 1883
 McQuery, Mox (IF/OF), 1885
 Meinke, Frank (IF/P/OF), 1884-85
 Moore, Jerry (C), 1885
 Moriarity, Gene (OF/IF/LHP), 1885
 Morrissey, John (IF), 1882
 Morton, Charlie (IF), 1885
 Mountain, Frank (RHP), 1881
 Moynahan, Mike (OF), 1881
 Mullane, Tony (P), 1881

- N -
 Nicholson, Parson (IF), 1888

- O -
 O'Leary, Dan (OF), 1881
 Olin, Frank (IF), 1885

- P -
 Phillips, Marr (IF), 1885
 Powell, Martin (IF/C), 1881-83
 Prince, Walter (IF/OF), 1884

- Q -
 Quest, Joe (IF/OF), 1883-85

- R -
 Radbourn, George (RHP/OF) 1883
 Reiley, Charlie (C/IF/OF), 1881
 Richardson, Hardy (IF/OF/RHP), 1886-88
 Ringo, Frank (C/IF/OF), 1885
 Robinson, Yank (IF/OF/RHP), 1882
 Rowe, Jack (IF/C), 1886-88

- S -
 Santry, Ed (IF), 1884
 Scheffler, Ted (OF), 1888
 Scheibeck, Frank (IF), 1888
 Scott, Milt (IF), 1884-85
 Shaw, Dupee (LHP/OF), 1883-84
 Shindle, Bill (IF/OF), 1886-87
 Smith, Bill (P), 1886
 Smith, Phenomenal (LHP), 1886
 Stearns, Dan (IF), 1881
 Sutcliffe, Sy (IF/C/OF), 1888

- T -
 Taylor, Billy (OF), 1881
 Thompson, Sam (OF), 1885-88
 Trott, Sam (C/IF/OF), 1881-83
 Troy, Dasher (IF), 1881-82
 Twitchell, Larry (OF/RHP), 1886-88

- W -
 Weber, Harry (OF), 1884
 Weidmann, Stump (RHP/OF/IF), 1881-85, 1887
 Wells, Jake (C), 1888
 White, Deacon (IF/OF), 1886-88
 White, Will (RHP), 1881
 Whitney, Art (IF/RHP), 1881-82
 Willigrod, Julius (OF), 1882
 Wise, Sam (IF), 1881
 Wood, Fred (C/OF/IF), 1884
 Wood, George (OF/IF/RHP), 1881-85

- Z -
 Zimmer, Chief (C/OF), 1884

TIGERS ALL-TIME TRADES

- 1903**
 June 10 Acquired INF's Ernie Courtney and Herman Long from the **Yankees** for INF Kid Elberfield
- 1904**
 January 8 Acquired RHP Jesse Stovall and LHP Ed Killian from the **Indians** for OF Billy Lush
 August 25 Acquired C Monte Beville from the **Yankees** for C Frank McManus
 August 7 Acquired INF Piano Legs Hickman from the **Indians** for C Fritz Buelow and INF Charlie Carr
- 1909**
 August 13 Acquired INF Jim Delahanty from the **Senators** for INF's Germany Schaefer and Red Killefer
 August 20 Acquired INF Tom Jones from the **Browns** for INF Claude Rossman
- 1915**
 August 18 Acquired RHP's Bill James and Grover Lowdermilk from the **Browns** for OF Baby Doll Jacobson
- 1919**
 January 17 Acquired LHP Slim Love, C Eddie Ainsmith and OF Chick Shorten from the **Red Sox** for RHP Ossie Vitt
 July 5 Acquired RHP Doc Ayers from the **Senators** for RHP Eric Erickson
- 1922**
 October 30 Acquired RHP Rip Collins and INF Del Pratt from the **Red Sox** for RHP's Carl Holling and Howard Ehmke, INF Danny Clark, OF Babe Herman and cash considerations
 November 24 Acquired LHP Ray Francis from the Senators for INF Chick Gagnon
- 1925**
 December 9 Acquired INF Homer Ezzell and OF Tex Vache from the **Red Sox** for INF Fred Haney
- 1927**
 January 15 Acquired C Pinky Hargrave and INF's Marty McManus and Bobby LaMotte from the **Browns** for LHP Lefty Stewart, C Otto Miller and INF's Frank O'Rourke and Billy Mullen
 December 2 Acquired RHP Elam Vangilder, INF Chick Galloway and OF Harry Rice from the Browns for INF Lu Blue and OF Heinie Manush
- 1928**
 December 11 Acquired RHP George Uhle from the **Indians** for RHP Ken Holloway and INF Jackie Tavener
 December 19 Acquired INF Bucky Harris from the **Senators** for INF Jack Warner
- 1930**
 May 30 Acquired RHP Waite Hoyt and INF Mark Koenig from the **Yankees** for RHP Ownie Carroll, INF Yats Wuesting and OF Harry Rice
- 1931**
 March 31 Acquired C Muddy Ruel from the **Red Sox** for INF Marty McManus
- 1932**
 June 12 Acquired OF Earl Webb from the **Red Sox** for INF Dale Alexander and OF Roy Johnson
 December 14 Acquired RHP Firpo Marberry and LHP Carl Fischer from the **Senators** for LHP Earl Whitehill
- 1933**
 June 2 Acquired RHP Vic Frasier from the **White Sox** for RHP Whit Wyatt
 December 12 Acquired C Mickey Cochrane from the **Athletics** for C Johnny Pasek and cash considerations
 December 20 Acquired OF Goose Goslin from the **Senators** for OF John Stone
- 1936**
 April 30 Acquired INF Jack Burns from the **Browns** for LHP Chief Hogsett
- 1937**
 December 2 Acquired RHP Vern Kennedy, INF Tony Piet and OF Dixie Walker from the **White Sox** for C Mike Tresh, INF Marv Owen and OF Gee Walker
- 1938**
 December 15 Acquired LHP Archie McKain and INF Pinky Higgins from the **Red Sox** for RHP Eldon Auker, LHP Jake Wade and OF Chet Morgan



TIGERS ALL-TIME TRADES

- 1939**
 May 13 Acquired RHP's Bobo Newsom and Jim Walkup, INF Red Kress and OF Beau Bell from the **Browns** for RHP's Vern Kennedy, Bob Harris, George Gill and Roxie Lawson, INF Mark Christman and OF Chet Laabs
 June 14 Acquired OF Earl Averill from the **Indians** for LHP Harry Eisenstat and cash considerations
 December 6 Acquired INF Dick Bartell from the **Cubs** for INF Billy Rogell
- 1940**
 January 20 Acquired OF Bruce Campbell from the **Indians** for OF Beau Bell
- 1941**
 December 12 Acquired INF Jimmy Bloodworth and OF Doc Cramer from the **Senators** for INF Frank Croucher and OF Bruce Campbell
- 1942**
 July 17 Acquired RHP Jack Wilson from the **Senators** for INF Eric McNair (McNair refused to report)
- 1943**
 October 11 Acquired C Bob Swift and INF Don Hefner from the **Athletics** for OF Rip Radcliff
- 1944**
 December 12 Acquired INF Skeeter Webb from the **White Sox** for INF Joe Orenego
- 1945**
 January 27 Acquired OF Roy Cullenbine from the **Indians** for INF's Don Ross and Dutch Meyer
- 1946**
 January 3 Acquired INF Eddie Lake from the **Red Sox** for INF Rudy York
 May 18 Acquired INF George Kell from the **Athletics** for OF Barney McCosky
- 1947**
 May 20 Acquired C Hal Wagner from the **Red Sox** for C Birdie Tebbetts
- 1948**
 November 10 Acquired C Aaron Robinson from the **White Sox** for LHP Billy Pierce and cash considerations
- 1949**
 May 7 Acquired INF Don Kolloway from the **White Sox** for C Vern Rapp
 December 14 Acquired INF Gerry Priddy from the **Browns** for RHP Lou Kretlow and cash considerations
 December 17 Acquired INF Dick Kryhoski from the **Yankees** for OF Dick Wakefield
- 1951**
 May 15 Acquired LHP Bob Cain from the **White Sox** for RHP Saul Rogovin
- 1952**
 February 14 Acquired LHP Dick Littlefield, C Matt Batts, INF Ben Taylor and OF Cliff Mapes from the **Browns** for LHP's Gene Bearden and Bob Cain
 June 3 Acquired LHP Bill Wight, INF's Johnny Pesky, Walt Dropo and Fred Hatfield and OF Don Lenhardt from the **Red Sox** for RHP Dizzy Trout, INF's George Kell and Johnny Lipon and OF Hoot Evers
 August 14 Acquired RHP's Ned Garver, Dave Madison and Bud Black and OF Jim Delsing from the **Browns** for RHP Marlin Stuart, LHP Dick Littlefield and OF's Vic Wertz and Don Lenhardt
 October 27 Acquired OF Jake Crawford from the **Browns** for INF Neil Berry and OF Cliff Mapes
 December 4 Acquired INF Owen Friend, INF/OF J.W. Porter and OF Bob Nieman from the **Browns** for RHP's Virgil Trucks and Hal White and OF Johnny Groth
- 1953**
 January 29 Acquired INF Billy Hitchcock from the **Athletics** for INF Don Kolloway
 July 15 Acquired RHP's Steve Gromek and Dick Weik, LHP Al Aber and INF Ray Boone from the **Indians** for RHP Art Houtteman, LHP Bill Wight, C Joe Ginsberg and INF Owen Friend
- 1954**
 May 29 Acquired C Robert Wilson from the **White Sox** for C Matt Batts
 June 9 Acquired INF Wayne Belardi from the **Dodgers** for RHP Ernie Nevel, C John Bucha, INF Charley Kress and cash considerations
 December 6 Acquired RHP Leo Cristante and INF's Ferris Fain and Jack Phillips from the **White Sox** for LHP Ted Gray, INF Walt Dropo and OF Bob Nieman
- 1955**
 November 30 Acquired RHP Virgil Trucks from the **White Sox** for OF Bubba Phillips
- 1956**
 May 15 Acquired INF Jim Brideswiler and INF/OF Bob Kennedy from the **White Sox** for INF Fred Hatfield and OF Jim Delsing
 December 3 Acquired RHP's Jack Crimian and Bill Harrington and INF's Eddie Robinson and Jim Finigan from the **Athletics** for RHP's Virgil Trucks and Ned Garver, LHP Gene Host and INF Wayne Belardi
- 1957**
 February 12 Acquired INF Jack Dittmer from the **Braves** for OF Charles King and cash considerations
 April 30 Acquired OF Karl Olson from the **Red Sox** for INF Jack Phillips
 June 13 Acquired OF Dave Philley and cash considerations from the **White Sox** for INF Earl Torgeson
 November 20 Acquired RHP Tom Morgan, LHP Maury McDermott, C Charlie Thompson, INF Billy Martin and OF's Gus Zernial and Lou Skizas from the **Athletics** for RHP's Duke Maas and John Tsitouris, C Frank House, INF Kent Hadley, OF's Bill Tuttle and Jim Small and a player to be named (INF Jim McManus)
- 1958**
 January 28 Acquired INF's Ozzie Virgil and Gail Harris from the **Giants** for INF Jim Finigan and cash considerations
 February 18 Acquired LHP Hank Aguirre and C Jim Hegan from the **Indians** for LHP Hal Woodeshick and C J.W. Porter
 March 31 Acquired RHP Vito Valentinetti and INF Milt Bolling from the **Indians** for RHP Pete Wojey and cash considerations
 June 15 Acquired RHP Bill Fischer and OF Tito Francona from the **White Sox** for RHP Bob Shaw and INF Ray Boone
 June 23 Acquired RHP Al Cicotte from the **Senators** for RHP Vito Valentinetti
 July 27 Acquired C John Turk and cash considerations from the **Phillies** for C Jim Hegan
 November 20 Acquired RHP Ray Narleski, LHP Don Mossi and INF Ossie Alvarez from the **Indians** for RHP Al Cicotte and INF Billy Martin
 December 5 Acquired C Lou Berberet from the **Red Sox** for RHP Herb Moford
 December 6 Acquired INF's Eddie Yost and Rocky Bridges and OF Neil Chrissy from the **Senators** for INF's Reno Bertoia and Ron Samford and OF Jim Delsing
- 1959**
 January 29 Acquired OF Larry Doby from the **Indians** for OF Tito Francona
 May 2 Acquired RHP Dave Sisler and INF Ted Lepcio from the **Red Sox** for LHP Billy Hoefl
 October 15 Acquired RHP Don Kaiser, C Mike Roarke and INF Casey Wise from the **Braves** for RHP Don Lee and C Charlie Lau
- 1960**
 April 12 Acquired INF Norm Cash from the **Indians** for INF Steve Demeter
 April 17 Acquired OF Rocky Colavito from the **Indians** for OF Harvey Kuenn
 May 6 Acquired OF Sandy Amoros from the **Dodgers** for RHP Gail Harris
 June 15 Acquired RHP Clem Labine from the **Dodgers** for RHP Ray Semproch
 July 22 Acquired RHP Bill Fischer from the **Senators** for RHP Tom Morgan
 July 25 Acquired C Hank Foiles from the **Indians** for C Bob Wilson and INF Rocky Bridges
 December 7 Acquired RHP Terry Fox, C Dick Brown, INF Chuck Cottier and OF Bill Bruton from the **Braves** for INF Frank Bolling and OF Neil Chrissy
- 1961**
 May 10 Acquired INF Jim Baumer from the **Reds** for INF Dick Gernert

TIGERS ALL-TIME TRADES



June 5	Acquired LHP Hal Woodeschick from the Senators for INF Chuck Cottier
June 7	Acquired RHP Jerry Casale from the Angels for RHP Jim Donohue
July 31	Acquired RHP Gerry Staley and INF Reno Bertoia from the Athletics for RHP Bill Fischer and INF Ozzie Virgil
September 8	Acquired INF Vic Wertz from the Red Sox for cash considerations
December 1	Acquired RHP Sam Jones from the Colt 45's for RHPs Bob Bruce and Manny Montejo
1962	
June 25	Acquired INF/OF Bob Farley from the White Sox for OF Charlie Maxwell
November 25	Acquired INF Bubba Phillips from the Indians for RHP Gordon Seyfried and LHP Ron Nischwitz
November 26	Acquired C Gus Triandos and OF Whitey Herzog from the Orioles for C Dick Brown
November 27	Acquired RHP Bob Anderson from the Cubs for INF Steve Bors
1963	
August 23	Acquired OF Wayne Comer and cash considerations from the Senators for INF Larry Osborne
May 8	Acquired OF Lou Johnson and cash considerations from the Braves for INF Chico Fernandez
June 15	Acquired OF George Thomas and cash considerations from the Angels for RHP Paul Foytack and INF Frank Kostro
November 18	Acquired RHP's Ed Rakow and Dave Wickersham and INF Jerry Lumpe from the Athletics for RHP Bob Anderson, OF Rocky Colavito and cash considerations
December 4	Acquired RHP Jack Hamilton and OF Don Demeter from the Phillies for RHP Jim Bunning and C Gus Triandos
1964	
April 9	Acquired RHP Larry Sherry from the Dodgers for OF Lou Johnson and cash considerations
April 28	Acquired RHP Julio Navarro from the Angels for OF Willie Smith
1965	
October 4	Acquired RHP Bill Monbouquette from the Red Sox for INF George Smith and OF George Thomas
December 15	Acquired INF Dick Tracewski from the Dodgers for RHP Phil Regan
1966	
May 10	Acquired LHP Johnny Podres from the Dodgers for cash considerations
May 10	Acquired cash considerations from the Phillies for RHP Terry Fox
June 14	Acquired RHP Earl Wilson and OF Joe Christopher from the Red Sox for RHP Julio Navarro and OF Don Demeter
1967	
May 5	Acquired cash considerations from the Indians for RHP Orlando Pena
June 23	Acquired cash considerations from the Reds for OF Jake Wood
June 29	Acquired OF Jim Landis from the Astros for RHP Larry Sherry
August 17	Acquired INF Eddie Mathews from the Astros for RHP Fred Gladding and cash considerations
November 28	Acquired RHP Dennis Ribant from the Pirates for RHP Dave Wickersham
1968	
April 3	Acquired INF Fred Moulder from the Dodgers for LHP Hank Aguirre
July 26	Acquired RHP Don McMahon from the White Sox for RHP Dennis Ribant
1969	
June 14	Acquired INF/OF Tom Tresh from the Yankees for OF Ron Woods
December 3	Acquired RHP Jerry Robertson from the Expos for RHP Joe Sparna
December 4	Acquired RHP Joe Niekro from the Padres for RHP Pat Dobson and INF Dave Campbell
December 13	Acquired INF Dalton Jones from the Red Sox for INF Tom Matchick
1970	
May 22	Acquired LHP Bill Rohr and OF Russ Nagelson from the Indians for RHP Fred Lasher
October 9	Acquired RHP's Joe Coleman and Jim Hannan and INF's Eddie Brinkman and Aurelio Rodriguez from the Senators for RHP's Denny McLain and Norm McRae, INF Don Wert and OF Elliott Maddox
1971	
March 29	Acquired RHP Bill Zepp from the Twins for RHP Art Clifford and INF Bob Adams
June 12	Acquired INF Tony Taylor from the Phillies for RHP's Mike Fremuth and Carl Cavanaugh
December 2	Acquired C Tom Haller from the Dodgers for a player to be named (LHP Bernie Beckman) and cash considerations
1972	
May 9	Acquired INF/OF Reggie Sanders from the Athletics for LHP Mike Kilkenny
May 30	Acquired RHP Norm McRae from the Rangers for INF Dalton Jones
November 30	Acquired OF Dick Sharon from the Pirates for RHP Norm McRae and LHP Jim Foor
1973	
March 27	Acquired RHP Jim Perry from the Twins for RHP Danny Fife and cash considerations
April 2	Acquired C Charlie Sands from the Pirates for RHP Chris Zachary
May 14	Acquired C Bob Didier from the Braves for C Gene Lamont
June 15	Acquired RHP Ed Farmer from the Indians for RHP Tom Timmerman and INF Kevin Collins
October 23	Acquired OF Ben Oglivie from the Red Sox for INF Dick McAuliffe
December 3	Acquired RHP Jim Ray and INF Gary Sutherland from the Astros for LHP Fred Scherman and cash considerations
December 6	Acquired LHP Ray Newman from the Brewers for RHP Mike Strahler
1974	
August 19	Acquired C Gerry Moses from the Yankees and traded RHP Jim Perry to the Indians and RHP Ed Farmer to the Yankees (the Indians traded RHP Rick Sawyer and OF Walt Williams to the Yankees) three-way deal
November 18	Acquired INF Nate Colbert from the Padres for RHP Bob Strampe, INF Eddie Brinkman and OF Dick Sharon
December 4	Acquired RHP Tom Walker and C Terry Humphrey from the Expos for LHP Woodie Fryman
December 5	Acquired cash considerations from the Pirates for RHP Jim Ray
1975	
March 29	Acquired INF Jack Pierce from the Braves for INF/OF Reggie Sanders
May 29	Acquired RHP Bob Reynolds from the Orioles for RHP Fred Holdsworth
December 6	Acquired LHP's Dave Roberts and Jim Crawford and C Milt May from the Astros for RHP's Gene Pentz and Mark Lemongello, C Terry Humphrey and OF Leon Roberts
1976	
June 8	Acquired cash considerations from the Cubs for RHP Joe Coleman
June 10	Acquired INF Pedro Garcia from the Brewers for INF Gary Sutherland
1977	
April 12	Acquired RHP Steve Foucault from the Rangers for OF Willie Horton
July 30	Acquired cash considerations from the Cubs for LHP Dave Roberts
December 9	Acquired OF Charlie Spikes from the Indians for INF Tom Verzyer
December 9	Acquired RHP Jim Slaton and LHP Rich Folkers from the Brewers for OF Ben Oglivie
1978	
January 30	Acquired INF Steve Dillard from the Red Sox for RHP's Michael Burns and Frank Harris and cash considerations
March 6	Acquired RHP Jack Billingham from the Reds for LHP George Cappuzzello and OF John Valle
December 4	Acquired RHP Aurelio Lopez and OF Jerry Morales from the Cardinals for LHPs Bob Sykes and Jack Murphy
1979	
March 13	Acquired RHP Mardie Cornejo from the Mets for LHP Ed Glynn



TIGERS ALL-TIME TRADES

March 20	Acquired INF Steve Dillard from the Cubs for C Ed Putman
May 25	Acquired OF Champ Summers from the Reds for LHP Sheldon Burnside
July 20	Acquired C Randy Schafer and cash considerations from the Expos for OF Rusty Staub
October 31	Acquired INF Richie Hebner from the Mets for INF Phil Mankowski and OF Jerry Morales
December 5	Acquired LHP Jeff Holly from the Twins for RHP Fernando Arroyo
December 7	Acquired cash considerations from the Padres for INF Aurelio Rodriguez
December 7	Acquired LHP Dan Schatzeder from the Expos for OF Ron LeFlore
1980	
March 14	Acquired C Duffy Dyer from the Expos for INF Jerry Manuel
May 12	Acquired cash considerations from the Red Sox for RHP Jack Billingham
May 27	Acquired OF Al Cowens from the Angels for INF Jason Thompson
June 2	Acquired OF Jim Lentine from the Cardinals for LHP John Martin and OF Al Greene
December 10	Acquired LHP Kevin Saucier from the Rangers for INF Mark Wagner
December 12	Acquired LHP Dennis Kinney from the Padres for OF Dave Stegman
1981	
April 1	Acquired INF Mick Kelleher from the Cubs for cash considerations
August 22	Acquired INF Ron Jackson from the Twins for OF Tim Corcoran
November 27	Acquired OF Chet Lemon from the White Sox for OF Steve Kemp
December 9	Acquired OF Larry Herndon from the Giants for LHP's Dan Schatzeder and Mike Chris
1982	
March 4	Acquired INF Enos Cabell and cash considerations from the Giants for OF Champ Summers
March 23	Acquired OF Ed Miller from the Braves for RHP Roger Weaver
March 30	Acquired RHP Elias Sosa from the Expos for cash considerations
April 21	Acquired cash considerations from the Angels for INF Mick Kelleher
October 7	Acquired cash considerations from the Padres for RHP Elias Sosa
1983	
March 24	Acquired OF John Grubb from the Rangers for RHP Dave Tobik
March 25	Acquired C Sal Butera from the Twins for C Stine Poole
June 22	Acquired RHP Doug Bair from the Cardinals for a player to be named (LHP Dave Rucker)
June 30	Acquired INF Wayne Krenchicki from the Reds for LHP Pat Underwood
November 21	Acquired cash considerations from the Reds for INF Wayne Krenchicki
1984	
March 27	Acquired LHP Willie Hernandez and INF Dave Bergman from the Phillies for C John Wockenfuss and OF Glenn Wilson
August 28	Acquired LHP Bill Scherrer from the Reds for a player to be named (RHP Carl Willis) and cash considerations
December 7	Acquired RHP Walt Terrell from the Mets for INF Howard Johnson
1985	
April 5	Acquired OF Alex Sanchez from the Giants for RHP Roger Mason
June 20	Acquired LHP Frank Tanana from the Rangers for RHP Duane Jones
October 7	Acquired RHP Eric King, LHP Dave LaPoint and C Matt Nokes from the Giants for RHP's Juan Berenguer and Scott Medvin and C Bob Melvin
November 13	Acquired OF Dave Collins from the Athletics for INF/OF Barbaro Garbey
December 12	Acquired INF/OF Darnell Coles from the Mariners for RHP Rich Monteleeone
1986	
January 18	Acquired INF/OF Dave Engle from the Twins for INF Chris Pittaro and OF Alex Sanchez
July 9	Acquired LHP Mark Thurmond from the Padres for LHP Dave LaPoint
August 9	Acquired C Mike Heath from the Cardinals for RHP Ken Hill and a player to be named (INF Mike Laga)
1987	
January 27	Acquired OF's Terry Harper and Freddie Tiburcio from the Braves for RHP Randy O'Neal and LHP Chuck Cary
March 24	Acquired C Orlando Mercado from the Rangers for a player to be named (OF Ruben Guzman)
May 5	Acquired RHP Balvino Galvez from the Dodgers for C Orlando Mercado
June 22	Acquired RHP Karl Best from the Mariners for RHP Bryan Kelly
June 26	Acquired RHP Shawn Holman and INF Pete Rice from the Pirates for OF Terry Harper
August 7	Acquired INF Jim Morrison from the Pirates for INF/OF Darnell Coles and a player to be named (LHP Morris Madden)
August 12	Acquired RHP Doyle Alexander from the Braves for RHP John Smoltz
September 22	Acquired RHP Dickie Noles from the Cubs for a player to be named (Noles returned to Cubs on October 23)
December 5	Acquired OF Gary Pettis from the Angels for RHP Dan Petry
1988	
February 24	Acquired INF Julius McDougal from the Twins for INF Doug Baker
February 27	Acquired INF Ray Knight from the Orioles for LHP Mark Thurmond
March 24	Acquired OF Billy Beane from the Twins for RHP Balvino Galvez
March 28	Acquired RHP Don Schulze from the Twins for RHP Karl Best
August 31	Acquired OF Fred Lynn from the Orioles for RHP Cesar Mejia, LHP Robinson Garces and C Chris Hoiles
August 31	Acquired RHP Ted Power from the Royals for LHP Mark Lee and C Rey Palacios
October 28	Acquired INF/OF Keith Moreland and INF Chris Brown from the Padres for RHP Walt Terrell
1989	
March 23	Acquired INF Mike Brumley from the Padres for INF Luis Salazar
March 23	Acquired RHP Charlie Hudson from the Yankees for INF Tom Brookens
March 23	Acquired OF Kenny Williams from the White Sox for RHP Eric King
June 16	Acquired OF Tracy Jones from the Giants for OF Pat Sheridan
July 17	Acquired OF's Domingo Michel and Steve Green from the Dodgers for OF Billy Bean
July 28	Acquired LHP Brian DuBois from the Orioles for INF Keith Moreland
December 6	Acquired RHP Matt Kinzer and OF Jim Lindeman from the Cardinals for RHP Marcos Betances, C Bill Henderson and INF Pat Austin
1990	
January 10	Acquired OF Larry Sheets from the Orioles for INF Mike Brumley
April 2	Acquired RHP Jerry Don Gleadon from the Royals for RHP Greg Everson
June 4	Acquired RHP's Lance McCullers and Clay Parker from the Yankees for C Matt Nokes
June 18	Acquired OF Darnell Coles from the Mariners for OF Tracy Jones
October 1	Acquired LHP Mike Munoz from the Dodgers for RHP Mike Wilkins
1991	
January 12	Acquired C Mickey Tettleton from the Orioles for RHP Jeff Robinson
January 22	Acquired INF Todd Haney from the Mariners for LHP Dave Richards
March 19	Acquired RHP Mark Leiter from the Yankees for INF Torey Lovullo
March 30	Acquired C Andy Allanson from the Royals for C Jim Baxter
June 25	Acquired INF Victor Rosario from the Braves for RHP Dan Petry
1992	
January 22	Acquired LHP Tony Castillo and OF Mark Carreon from the Mets for LHP Paul Gibson
1993	
March 31	Acquired OF Eric Davis from the Dodgers for a player to be named (RHP John DeSilva)

TIGERS ALL-TIME TRADES



1994	
March 31	Acquired C Alan Zinter from the Mets for INF Rico Brogna
May 11	Acquired RHP Gene Harris from the Padres for INF's Scott Livingstone and Jorge Velandia
1995	
April 13	Acquired OF Chad Curtis from the Angels for INF Tony Phillips
July 31	Acquired RHP Dave Tuttle, LHP C.J. Nitkowski and a player to be named (INF Mark Lewis) from the Reds for LHP David Wells
August 7	Acquired a player to be named (LHP Mike Myers) from the Marlins for LHP Buddy Groom
August 10	Acquired a player to be named (INF Phil Nevin) from the Astros for RHP Mike Heneman
August 29	Acquired a player to be named (OF Derek Hacopian) from the Brewers for LHP Kevin Wickander
September 8	Acquired a player to be named (OF Phil Hiatt) from the Royals for INF Juan Samuel
1996	
January 23	Acquired OF Duane Singleton from the Brewers for LHP Henry Santos
March 11	Acquired RHP Randy Veres from the Marlins for INF Matt Brunson
March 22	Acquired RHP Ramon Fermin and INF Fausto Cruz from the Athletics for OF Phil Plantier
March 22	Acquired RHP Richie Lewis, C Raul Casanova and OF Melvin Nieves from the Padres for RHP's Sean Bergman and Cade Gaspar and OF Todd Stevenson
April 26	Acquired RHP Gregg Olson from the Reds for INF Yuri Sanchez
May 14	Acquired RHP John Farrell from the Indians for RHP Greg Granger
May 31	Acquired OF Anton French from the Braves for OF Danny Bautista
June 7	Acquired LHP Tom Urban and INF Miguel Inzunza from the Cardinals for RHP Brian Maxey and OF Micah Franklin
June 18	Acquired RHP Russell Spear, C Brad Ausmus and INF Andujar Cedenro from the Padres for C John Flaherty and INF Chris Gomez
July 31	Acquired RHP Matt Drews, OF Ruben Sierra and cash considerations from the Yankees for INF Cecil Fielder
July 31	Acquired INF Damon Easley from the Angels for RHP Greg Gohr
July 31	Acquired LHP's Joey Eischen and John Cummings from the Dodgers for OF Chad Curtis
August 26	Acquired two players to be named (RHP Kevin Gallaher and INF Pedro Santana) from the Astros for RHP Gregg Olson
September 11	Acquired cash considerations from the Astros for INF Andujar Cedenro
September 20	Acquired RHP Fernando Hernandez from the Padres for a player to be named (OF Justin Mashore)
October 28	Acquired RHP Ben Bailey and OF Decobra Conner from the Reds for OF Ruben Sierra and cash considerations
November 1	Acquired RHP Dan Miceli from the Pirates for RHP Clint Sodowsky
November 9	Acquired INF Deivi Cruz and OF Juan Hernaiz from the Dodgers for INF Jeff Berblinger
December 10	Acquired RHP's Todd Jones and Doug Brocail, INF Orlando Miller, OF Brian Hunter and cash considerations from the Astros for RHP Jose Lima, LHP's Trever Miller and C.J. Nitkowski, C Brad Ausmus and INF Daryle Ward
December 10	Acquired LHP Roberto Duran from the Blue Jays for OF Anton French
December 11	Acquired C Matt Walbeck from the Twins for RHP Brent Stentz
December 16	Acquired INF Jesse Ibarra from the Giants for INF Mark Lewis
December 17	Acquired RHP Willie Blair and C Brian Johnson from the Padres for RHP Cam Smith and LHP Joey Eischen
1997	
March 22	Acquired INF Jody Reed from the Padres for RHP Matt Skarmetta and OF Mike Darr
July 16	Acquired C Marcus Jensen from the Giants for C Brian Johnson
July 16	Acquired OF Earl Johnson from the Padres for INF Dave Hajek
July 18	Acquired RHP's Scott Sanders and Dean Crow and INF Carlos Villalobos from the Mariners for RHP's Omar Olivares and Felipe Lira
November 11	Acquired RHP Donne Wall and C Paul Bako from the Reds for OF Melvin Nieves
November 18	Acquired RHP Matt Drews and INF's Joe Randa and Gabe Alvarez from the Diamondbacks for INF Travis Fryman
November 18	Acquired RHP Tim Worrell and OF Trey Beamon from the Padres for RHP's Dan Miceli and Donne Wall and INF Ryan Balfe
November 20	Acquired RHP Bryce Florie and cash considerations from the Brewers for RHP Rick Greene, LHP Mike Myers and INF Santiago Perez
November 20	Acquired RHP Nick Skuse from the Angels for C Matt Walbeck and INF Phil Nevin
November 24	Acquired cash considerations from the Red Sox for OF Jimmy Hurst
1998	
March 25	Acquired RHP Doug Bochtler from the Athletics for cash considerations
June 23	Acquired a player to be named (INF Jason Wood) from the Athletics for OF Bip Roberts
June 24	Acquired OF Geronimo Berroa from the Indians for RHP Tim Worrell and OF Dave Roberts
December 4	Acquired RHP Willie Blair from the Mets for INF Joe Randa
December 10	Acquired cash considerations from the Red Sox for RHP Marino Santana
December 14	Acquired LHP Alberto Blanco from the Marlins for cash considerations
December 14	Acquired RHP Keiker Graterol from the Blue Jays for RHP Eric Ludwick
December 28	Acquired OF Karim Garcia from the Diamondbacks for OF Luis Gonzalez
1999	
January 14	Acquired LHP C.J. Nitkowski and C Brad Ausmus from the Astros for RHP's Dean Crow, Brian Powell and Mark Persails, C Paul Bako and INF Carlos Villalobos
April 16	Acquired RHP's Dave Mlicki and Mel Rojas from the Dodgers for RHP's Robinson Checo and Apostol Garcia and LHP Rick Roberts
April 28	Acquired two players to be named (LHP Andy Van Helken and OF Jerry Amador) from the Mariners for OF Brian Hunter
July 31	Acquired LHP Mike Maroth from the Red Sox for RHP Bryce Florie
July 31	Acquired RHP Brandon Villafluer from the Marlins for RHP Mike Drumright
November 2	Acquired RHP Danny Patterson, C Gregg Zaun and OF Juan Gonzalez from the Rangers for RHP Francisco Cordero, LHP's Justin Thompson and Alan Webb, C Bill Haselman, INF Frank Catalanotto and OF Gabe Kapler
2000	
March 7	Acquired cash considerations from the Royals for C Gregg Zaun
March 10	Acquired OF Wendell Magee from the Phillies for LHP Bobby Sismondo
June 12	Acquired cash considerations from the Orioles for OF Karim Garcia
July 17	Acquired OF Dusty Allen from the Padres for INF Gabe Alvarez
July 18	Acquired INF Hal Morris from the Reds for cash considerations
December 11	Acquired OF Roger Cedenro, RHP Chris Holt and C Mitch Meluskey from the Astros for RHP's Doug Brocail and Nelson Cruz and C Brad Ausmus
December 15	Acquired LHP Matt Perisho from the Rangers for RHP's Kevin Mobley and Brandon Villafluer
2001	
June 23	Acquired RHP Jose Lima and cash considerations from the Astros for RHP Dave Mlicki
July 28	Acquired LHP Mark Redman from the Twins for RHP Todd Jones
December 11	Acquired INF/OF Dmitri Young from the Reds for RHP Luis Pineda and OF Juan Encarnacion
December 13	Acquired RHP Joe Valentine from the Expos for cash considerations
2002	
March 23	Acquired C Matt Walbeck and INF Damian Jackson from the Padres for C Javier Cardona and OF Rich Gomez
March 25	Acquired RHP Jose Paniagua from the Rockies for RHP Victor Santos and INF Ronnie Merrill
May 16	Acquired INF Chris Truby from the Expos for INF Jose Macias
June 19	Acquired OF George Lombard from the Braves for RHP Kris Keller
July 6	Acquired RHP Franklyn German, INF Carlos Pena and a player to be named (RHP Jeremy Bonderman) from the Athletics for RHP Jeff Weaver
July 23	Acquired INF David Espinosa and two players to be named (RHP Jorge Cordova and OF Noochie Varner) from the Reds for RHP Brian Moehler, INF Matt Boone and cash considerations
July 25	Acquired OF Hiram Bocachica from the Dodgers for RHP Tom Farmer and a player to be named (RHP Jason Frasor)
November 15	Acquired OF Gene Kingsale from the Padres for C Michael Rivera
November 25	Acquired LHP Adrian Bursdale and two players to be named (RHP Roberto Novoa and INF Kody Kirkland) from the Pirates for INF Randall Simon



TIGERS ALL-TIME TRADES

- December 16 Acquired RHP Matt Roney from the **Pirates** for cash considerations
- December 16 Acquired INF Travis Chapman from the **Indians** for cash considerations
- 2003**
- January 11 Acquired RHP Gary Knotts and LHP's Rob Henkel and Nate Robertson from the **Marlins** for RHP Jerrod Fuel and LHP Mark Redman
- March 27 Acquired RHP Chris Spurling from the **Braves** for LHP Matt Coenen
- May 27 Acquired OF Alex Sanchez from the **Brewers** for LHP Chad Petty and OF Noochie Varner
- July 13 Acquired OF Ben Petrick from the **Rockies** for RHP Adam Bernero
- 2004**
- January 8 Acquired INF Carlos Guillen from the **Mariners** for INF's Ramon Santiago and Juan Gonzalez
- April 1 Acquired LHP Steve Colyer and cash considerations from the **Dodgers** for OF Cody Ross
- April 29 Acquired LHP Felix Sanchez from the **Cubs** for LHP Jon Connolly and a player to be named (LHP Eric Eckenstahler)
- August 31 Acquired cash considerations from the **Cubs** for C Mike Diffee
- 2005**
- January 6 Acquired C Vance Wilson from the **Mets** for INF Anderson Hernandez
- February 9 Acquired RHP Kyle Farnsworth and cash considerations from the **Cubs** for RHP Roberto Novoa, INF Scott Moore and OF Bo Flowers
- April 2 Acquired RHP Matt Ginter from the **Mets** for LHP Steve Colyer
- June 8 Acquired INF Placido Polanco from the **Phillies** for RHP Ugueth Urbina and INF Ramon Martinez
- July 22 Acquired INF John McDonald from the **Blue Jays** for cash considerations
- July 31 Acquired RHP's Roman Colon and Zach Miner from the **Braves** for RHP Kyle Farnsworth
- November 10 Acquired cash considerations from the **Blue Jays** for INF John McDonald
- December 8 Acquired cash considerations from the **Phillies** for RHP Chris Booker
- December 12 Acquired RHP Ricky Steik from the **Padres** for RHP Kenny Baugh
- 2006**
- July 31 Acquired INF Sean Casey from the **Pirates** for RHP Brian Rogers
- August 20 Acquired INF Neifi Perez from the **Cubs** for C Chris Robinson
- September 1 Acquired cash considerations from the **Nationals** for OF Nook Logan
- November 10 Acquired OF Gary Sheffield from the **Yankees** for RHP's Anthony Claggett, Humberto Sanchez and Kevin Whelan
- December 7 Acquired LHP Edward Campusano from the **Brewers** for cash considerations
- 2007**
- February 7 Acquired RHP Yorman Bazardo from the **Mariners** for OF Jeff Frazier
- June 20 Acquired LHP Macay McBride from the **Braves** for LHP Wilfredo Ledezma
- June 22 Acquired a player to be named (RHP Chris Lambert) from the **Cardinals** for LHP Mike Maroth
- July 1 Acquired RHP Jose Capellan from the **Brewers** for LHP Chris Cody
- July 13 Acquired a player to be named (LHP Danny Christensen) from the **Royals** for RHP Roman Colon
- August 23 Acquired a player to be named (LHP Clay Rapada) from the **Jays** for OF Craig Monroe
- October 29 Acquired INF Edgar Renteria from the **Braves** for RHP Jair Jurrjens and OF Gorkys Hernandez
- November 12 Acquired OF Jacque Jones from the **Cubs** for INF Omar Infante
- December 4 Acquired RHP Denny Bautista from the **Rockies** for RHP Jose Capellan
- December 5 Acquired LHP Dontrelle Willis and INF Miguel Cabrera from the **Marlins** for RHP's Burke Badenhop, Eulogio De La Cruz and Dallas Trahern, LHP Andrew Miller, C Mike Rabelo and OF Cameron Maybin
- December 5 Acquired OF Freddy Guzman from the **Rangers** for INF Chris Shelton
- 2008**
- February 4 Acquired RHP Armando Galarraga from the **Rangers** for OF Michael Hernandez
- April 30 Acquired RHP Zach Simons from the **Rockies** for RHP Jason Grilli
- June 25 Acquired RHP Kyle Pearson from the **Pirates** for RHP Denny Bautista
- July 30 Acquired RHP Kyle Farnsworth from the **Yankees** for C Ivan Rodriguez
- December 8 Acquired C Gerald Laird from the **Rangers** for RHP's Carlos Melo and Guillermo Moscoso
- December 11 Acquired RHP Edwin Jackson from the **Rays** for OF Matt Joyce
- 2009**
- March 30 Acquired OF Josh Anderson from the **Braves** for RHP Rudy Darrow
- July 30 Acquired cash considerations from the **Royals** for OF Josh Anderson
- July 31 Acquired LHP Jarrod Washburn from the **Mariners** for LHP's Luke French and Mauricio Robles
- August 17 Acquired INF/OF Aubrey Huff from the **Orioles** for RHP Brett Jacobson
- December 7 Acquired cash considerations from the **Rangers** for LHP Clay Rapada
- December 9 Acquired RHP's Doug Fister and David Pauley from the **Mariners** for OF Curtis Granderson
- December 9 Acquired RHP Max Scherzer and LHP Daniel Schlereth from the **Diamondbacks** for RHP's Edwin Jackson and Ian Kennedy
- December 21 Acquired cash considerations from the **Padres** for C Dusty Ryan
- 2010**
- March 30 Acquired LHP Jay Voss from the **Marlins** for LHP Nate Robertson
- June 1 Acquired RHP Billy Buckner from the **Diamondbacks** for LHP Dontrelle Willis
- July 28 Acquired INF Johnny Peralta and cash considerations from the **Indians** for LHP Giovanni Soto
- July 31 Acquired cash considerations from the **Braves** for OF Wilkin Ramirez
- November 4 Acquired a player to be named (RHP Pedro Perez) from the **Red Sox** for INF Brent Dlugach
- 2011**
- January 24 Acquired RHP Kevin Eichhorn and LHP Ryan Rowleski from the **Diamondbacks** for RHP Armando Galarraga
- May 27 Acquired LHP David Purcey from the **Athletics** for INF Scott Sizemore
- July 20 Acquired INF Wilson Betemit from the **Royals** for LHP Antonio Cruz and C Julio Rodriguez
- July 30 Acquired RHP's Doug Fister and David Pauley from the **Mariners** for LHP Charlie Furbush, INF Francisco Martinez, OF Casper Wells and a player to be named (RHP Chance Ruffin)
- August 15 Acquired OF Delmon Young from the **Twins** for LHP Cole Nelson and a player to be named (RHP Lester Oliveros)
- December 9 Acquired RHP Collin Balester from the **Nationals** for RHP Ryan Perry
- 2012**
- July 23 Acquired RHP Anibal Sanchez, INF Omar Infante and a compensation draft choice (between the first and second round) of the 2013 Major League Baseball First-Year Player Draft from the **Marlins** for RHP Jacob Turner, LHP Brian Flynn, C Rob Brantly and a compensation draft choice (between the second and third round) of the 2013 Major League Baseball First-Year Player Draft
- August 5 Acquired INF/OF Jeff Baker from the **Cubs** for two players to be named (RHP Marcelo Carreno and cash considerations)
- August 31 Acquired a player to be named (RHP Greg Ross) from the **Braves** for INF/OF Jeff Baker
- December 5 Acquired C Ramon Cabrera from the **Pirates** for LHP Andy Oliver
- December 6 Acquired INF Jeff Kobernus from the **Red Sox** for INF/OF Justin Henry
- December 6 Acquired LHP Kyle Lobstein from the **Mets** for cash considerations
- 2013**
- July 29 Acquired RHP Jose Veras from the **Astros** in exchange for OF Danry Vasquez and a player to be named later (David Paulino)
- July 30 Acquired INF Jose Iglesias from the **Red Sox** in exchange for OF Avisail Garcia and RHP Brayan Villarreal
- November 20 Acquired INF Ian Kinsler from the **Rangers** in exchange for Prince Fielder and cash considerations
- December 2 Acquired LHP Ian Krol, LHP Robbie Ray and INF/OF Steve Lombardozzi from the **Nationals** in exchange for RHP Doug Fister
- 2014**
- March 21 Acquired INF Andrew Romine from the **Angels** in exchange for LHP Jose Alvarez
- March 24 Acquired INF Alex Gonzalez from the **Orioles** in exchange for INF Steve Lombardozzi
- July 23 Acquired RHP Joakim Soria from the **Rangers** in exchange for RHP Corey Knebel and RHP Jake Thompson

TIGERS ALL-TIME TRADES



July 31	Acquired LHP David Price from the Rays in exchange for LHP Drew Smyly, OF Austin Jackson and INF Willy Adames
November 12	Acquired OF Anthony Gose from the Blue Jays in exchange for INF Devon Travis
December 5	Acquired RHP Shane Greene from the Yankees in exchange for LHP Robbie Ray and INF Domingo Leyba
December 11	Acquired RHP Alfredo Simon from the Reds in exchange for INF Eugenio Suarez and RHP Jonathon Crawford
December 11	Acquired OF Yoenis Céspedes, RHP Alex Wilson and LHP Gabe Speier from the Red Sox in exchange for RHP Rick Porcello
2015	
July 30	Acquired LHP Daniel Norris, LHP Matt Boyd and LHP Jairo Labourt from the Blue Jays in exchange for LHP David Price
July 30	Acquired INF JaCoby Jones from the Pirates in exchange for RHP Joakim Soria
July 31	Acquired LHP Luis Cessa and RHP Michael Fulmer from the Mets in exchange for OF Yoenis Céspedes
November 18	Acquired RHP Francisco Rodríguez and a player to be named from the Brewers in exchange for INF Javier Betancourt and a player to be named (C Manny Pina)
November 20	Acquired OF Cameron Maybin from the Braves in exchange for LHP's Ian Krol and Gabe Speier
December 9	Acquired LHP Justin Wilson from the Yankees in exchange for RHP's Luis Cessa and Chad Green
December 21	Acquired cash considerations from the Pirates in exchange for LHP Kyle Lobstein
2016	
January 27	Acquired INF Kody Eaves from the Angels in exchange for INF Jeffry Marte
March 29	Acquired C Bobby Wilson and RHP Myles Jaye from the Rangers in exchange for C Bryan Holaday
May 3	Acquired RHP Chad Bell from the Rangers in exchange for C Bobby Wilson
June 7	Acquired cash considerations from the Angels in exchange for RHP Jose Valdez
August 16	Acquired INF Erick Aybar and cash considerations from the Braves in exchange for INF Mike Aviles and C Kade Scivicque
November 3	Acquired RHP Victor Alcántara from the Angels in exchange for OF Cameron Maybin
2017	
January 18	Acquired OF Mikie Mahtook from the Rays in exchange for a player to be named (RHP Drew Smith)
July 18	Acquired INF's Davel Lugo, Sergio Alcántara and Jose King from the Diamondbacks in exchange for OF J.D. Martinez
July 31	Acquired INF's Teimer Candelario and Isaac Paredes and a player to be named or cash considerations from the Cubs in exchange for C Alex Avila and LHP Justin Wilson
August 31	Acquired RHP Grayson Long and a player to be named (RHP Elvin Rodriguez) from the Angels in exchange for OF Justin Upton
August 31	Acquired RHP Franklin Perez, OF Daz Cameron and C Jake Rogers from the Astros in exchange for RHP Justin Verlander and a player to be named (OF Juan Ramirez)
December 13	Acquired RHP Wilkel Hernandez and OF Troy Montgomery from the Angels in exchange for INF Ian Kinsler
2018	
July 31	Acquired INF Willi Castro from the Indians in exchange for OF Leonys Martin and RHP Kyle Dowdy
August 6	Acquired two players to be named (RHP Nolan Blackwood & RHP Logan Shore) from the Athletics in exchange for RHP Mike Fiers

TIGERS OPENING DAY LINEUPS

April 25, 1901 @DET 14, MIL 13	April 23, 1902 @CWS 12, DET 2	April 22, 1903 @DET 4, CLE 2	April 14, 1904 DET 4, @STL 2	April 15, 1905 @CLE 6, DET 2	April 17, 1906 CWS 5, @DET 3	April 11, 1907 @DET 2, CLE 0
Casey, 3b Barrett, cf Gleason, 2b Holmes, rf Dillon, 1b Elberfeld, ss Nance, lf Buelow, c Miller, p	Barrett, cf Holmes, rf Casey, 3b Harley, lf Elberfeld, ss Gleason, 2b Dillon, 1b McGuire, c Miller, p	Barrett, cf Smith, 2b Crawford, lf Carr, 1b Elberfeld, ss Gessler, rf Yeager, 3b McAllister, c Mullin, p	Barrett, cf McIntyre, lf O'Leary, ss Crawford, rf Gremminger, 3b Donovan, 1b Burns, 2b Buelow, c Mullin, p	Barrett, cf Coughlin, 3b McIntyre, lf Crawford, 1b Hickman, rf Donovan, 1b O'Leary, ss Wood, c Mullin, p	Jones, cf Schaefer, 2b McIntyre, lf Crawford, rf Coughlin, 3b Lindsay, 1b O'Leary, ss Warner, c Mullin, p	McIntyre, lf Coughlin, 3b Crawford, cf Cobb, rf Rossman, 1b Schaefer, 2b Schmidt, c O'Leary, ss Mullin, p
April 14, 1908 @CWS 15, DET 8	April 14, 1909 @DET 2, CWS 0	April 14, 1910 CLE 9, @DET 7	April 13, 1911 @DET 4, CWS 2	April 11, 1912 @CLE 3, DET 2	April 10, 1913 @STL 3, DET 1	April 14, 1914 @DET 3, STL 2
McIntyre, lf Schaefer, 2b Crawford, cf Cobb, rf Rossman, 1b Coughlin, 3b Thomas, c O'Leary, ss Siever, p	McIntyre, lf Bush, ss Crawford, cf Cobb, rf Crawford, cf Moriarty, 3b Schaefer, 2b Schmidt, c Mullin, p	McIntyre, lf Bush, ss Cobb, rf Crawford, cf Delahanty, 2b Moriarty, 3b Jones, 1b Stange, c Mullin, p	Jones, lf Bush, ss Cobb, cf Crawford, rf Delahanty, 2b Moriarty, 3b Gainer, 1b Stange, c Mullin, p	Witt, lf Louden, 3b Cobb, cf Crawford, cf Delahanty, 2b Gainer, 1b Bush, ss Stange, c Mullin, p	Bush, ss Vitt, cf Crawford, rf Gainer, 1b Moriarty, lf Deal, 3b Louden, 2b Stange, c Mullin, p	Bush, ss Baumann, 2b Cobb, cf Crawford, rf Veach, lf Burns, 1b Moriarty, 3b Stange, c Dubuc, p
April 14, 1915 CLE 5, @DET 1	April 12, 1916 DET 4, @CWS 0	April 11, 1917 CLE 6, @DET 4	April 18, 1918 @CLE 6, DET 2	April 25, 1919 @DET 4, CLE 2	April 14, 1920 @CWS 3, DET 2	April 14, 1921 @DET 6, CWS 5
Bush, ss Young, 2b Cobb, cf Crawford, rf Veach, lf Kavanagh, 1b Vitt, 3b Coveleski, c Coveleski, p	Bush, ss Vitt, 3b Cobb, cf Veach, lf Crawford, rf Heilmann, 1b Young, 2b Stange, c Coveleski, p	Bush, ss Young, 2b Cobb, cf Veach, lf Heilmann, rf Burns, 1b Jones, 3b Stange, c James, p	Dressen, 1b Bush, ss Veach, lf Vitt, 3b Ellison, rf Walker, cf Young, 2b Stange, c Boland, p	Bush, ss Jones, 3b Cobb, cf Veach, lf Heilmann, 1b Shorten, rf Young, 2b Ainsmith, c Ehmke, p	Bush, ss Young, 2b Cobb, cf Veach, lf Heilmann, 1b Flagstead, rf Pinelli, 3b Stange, c Daus, p	Young, 2b Bush, ss Cobb, cf Veach, lf Heilmann, rf Jones, 3b Blue, 1b Ainsmith, c Leonard, p
April 12, 1922 @CLE 7, DET 4	April 18, 1923 DET 9, @STL 6	April 15, 1924 @DET 4, CLE 3	April 14, 1925 @DET 4, CWS 3	April 13, 1926 CLE 2, @DET 1	April 15, 1927 DET 2, @STL 2	April 11, 1928 STL 4, @DET 1
Blue, 1b Cutshaw, 2b Veach, lf Heilmann, rf Jones, 3b Flagstead, cf Rigney, ss Bassler, c Oldham, p	Blue, 1b Jones, 3b Cobb, cf Veach, lf Heilmann, rf Heilmann, rf Cutshaw, 2b Rigney, ss Bassler, c Collins, p	Blue, 1b Cobb, cf Fothergill, lf Heilmann, rf Pratt, 2b Rigney, ss Jones, 3b Bassler, c Daus, p	Neun, 1b Haney, 3b Manush, cf Heilmann, rf Wingo, lf Rigney, ss O'Rourke, 2b Woodall, c Leonard, p	Warner, 3b O'Rourke, 2b Wingo, lf Fothergill, cf Heilmann, rf Blue, 1b Tavener, ss Bassler, c Whitehill, p	Tavener, ss McManus, 2b Manush, cf Fothergill, lf Heilmann, rf Blue, 1b Warner, 3b Bassler, c Whitehill, p	Neun, 1b Gehring, 2b Rice, cf Heilmann, rf Fothergill, lf McManus, 3b Tavener, ss Shea, c Billings, p



TIGERS OPENING DAY LINEUPS

April 16, 1929 @CLE 5, DET 4 Rice, cf Gehring, 2b Heilmann, rf Alexander, 1b Fothergill, lf McManus, 3b Richardson, ss Shea, c Whitehill, p	April 15, 1930 @DET 6, STL 3 Johnson, rf Funk, cf Gehring, 2b Alexander, 1b Rice, lf McManus, 3b Rogell, ss Hayworth, c Uhle, p	April 14, 1931 DET 7, @STL 3 Walker, lf Shiver, cf Gehring, 2b Alexander, 1b McManus, 3b Doljack, rf Akers, ss Schang, c Whitehill, p	April 13, 1932 CLE 6, @DET 5 Johnson, rf Davis, 1b Stone, lf Gehring, 2b Rogell, ss Lawrence, cf Richardson, 3b Ruel, c Sorrell, p	April 12, 1933 CLE 4, @DET 1 Davis, 1b Owen, 3b Gehring, 2b Walker, lf Stone, rf Fox, cf Rogell, ss Hayworth, c Bridges, p	April 17, 1934 DET 8, @CWS 3 Rogell, ss Gehring, 2b Cochrane, c Goslin, lf Walker, rf Greenberg, 1b Doljack, cf Owen, 3b Marberry, p	April 17, 1935 CWS 7, @DET 6 White, cf Cochrane, c Gehring, 2b Greenberg, 1b Goslin, lf Rogell, ss Walker, rf Owen, 3b Rowe, p
April 14, 1936 DET 3, @CLE 0 Rogell, ss Cochrane, c Gehring, 2b Greenberg, 1b Simmons, lf Goslin, lf Fox, rf Owen, 3b Rowe, p	April 20, 1937 @DET 4, CLE 3 White, cf Cochrane, c Gehring, 2b Greenberg, 1b Walker, rf Goslin, lf York, 3b Rogell, ss Auker, p	April 19, 1938 @CWS 4, DET 3 Cullenbine, lf Walker, cf Gehring, 2b Greenberg, 1b York, c Fox, rf Ross, 3b Rogell, ss Lawson, p	April 18, 1939 @DET 6, CWS 1 McCosky, cf Walker, lf Gehring, 2b Greenberg, 1b York, c Fox, rf Rogell, ss Croucher, ss Bridges, p	April 16, 1940 STL 5, @DET 1 McCosky, cf Campbell, rf Gehring, 2b Greenberg, lf York, 1b Higgins, 3b Bartell, ss Tebbetts, c Newsom, p	April 16, 1941 @STL 8, DET 1 Stainback, rf Gehring, 2b McCosky, cf Greenberg, lf York, 1b Higgins, 3b Bartell, ss Sullivan, c Newsom, p	April 14, 1942 CLE 5, @DET 2 Bloodworth, 2b Cramer, cf McCosky, lf York, 1b Higgins, 3b Harris, rf McNair, ss Tebbetts, c Benton, p
April 21, 1943 @CLE 1, DET 0 Cramer, cf Radcliff, rf Wakefield, lf York, 1b Higgins, 3b Bloodworth, 2b Hoover, ss Parsons, c Bridges, p	April 18, 1944 STL 2, @DET 1 Heffner, 2b Mayo, 2b Cramer, cf York, 1b Higgins, 3b Outlaw, lf Ross, rf Swift, c Trout, p	April 17, 1945 @STL 7, DET 1 Webb, ss Mayo, 2b Outlaw, rf York, 1b Cramer, cf Maier, lf Ross, 3b Richards, c Newhouser, p	April 16, 1946 @DET 2, STL 1 Lake, ss Mayo, 2b McCosky, cf Greenberg, 1b Wakefield, lf Mullin, rf Higgins, 3b Richards, c Newhouser, p	April 15, 1947 DET 7, @STL 0 Lake, ss Kell, 3b Cullenbine, 1b Wertz, lf Evers, cf Mayo, 2b Mullin, rf Tebbetts, c Newhouser, p	April 20, 1948 DET 5, @CWS 2 Berry, ss Mayo, 2b Lipon, ss Evers, cf Wakefield, lf Wertz, rf Evers, lf Kell, 3b Vico, 1b Swift, c Newhouser, p	April 19, 1949 @DET 5, CWS 1 Berry, 2b Lipon, ss Kell, 3b Wertz, rf Evers, lf Robinson, c Groth, cf Vico, 1b Newhouser, p
April 18, 1950 DET 7, @CLE 6 Lipon, ss Priddy, 2b Kell, 3b Wertz, rf Mullin, lf Groth, cf Kryhoski, 1b Robinson, c Hutchinson, p	April 17, 1951 CLE 2, @DET 1 Lipon, ss Berry, 3b Kolloway, 1b Wertz, rf Evers, lf Groth, cf Priddy, 2b Ginsberg, c Newhouser, p	April 15, 1952 STL 3, @DET 0 Berry, ss Kell, 3b Taylor, 1b Wertz, rf Mullin, lf Mapes, cf Batts, c Priddy, 2b Trout, p	April 14, 1953 @STL 10, DET 0 Kuenn, ss Friend, 2b Sullivan, lf Dropo, 1b Nieman, rf Delsing, cf Baumgartner, 3b Bucha, c Garver, p	April 13, 1954 @DET 3, BAL 0 Bolling, 2b Delsing, lf Kuenn, ss Boone, 3b Dropo, 1b Kaline, rf Tuttle, cf Batts, c Gromek, p	April 12, 1955 @KC 6, DET 1 Kuenn, ss Hatfield, 2b Kaline, rf Boone, 3b Porter, 1b Tuttle, cf Phillips, lf Wilson, c Garver, p	April 17, 1956 KC 2, @DET 1 Kuenn, ss Torgeson, 1b Kaline, rf Boone, 3b Tuttle, cf King, lf House, c Bertoia, 2b Lary, p
April 16, 1957 @KC 2, DET 1 Bolling, 2b Finigan, 3b Kuenn, ss Kaline, rf Maxwell, lf Boone, 1b Tuttle, cf Wilson, c Lary, p	April 15, 1958 DET 4, @CWS 3 Bolling, 2b Martin, ss Kuenn, cf Kaline, rf Boone, 1b Skizas, lf Bertoia, 3b Hegan, c Bunning, p	April 10, 1959 CWS 9, @DET 7 (14) Kuenn, cf Kaline, rf Harris, 1b Bolling, 2b Doby, lf Bridges, ss Wilson, c Bunning, p	April 19, 1960 DET 4, @CLE 2 (15) Yost, 3b Bolling, 2b Maxwell, lf Kaline, cf Colavito, cf Bilko, 1b Fernandez, ss Berberet, c Lary, p	April 11, 1961 CLE 9, @DET 5 Wood, 2b Bruton, cf Kaline, rf Colavito, lf Cash, 1b Boros, 3b Brown, c Fernandez, ss Bunning, p	April 9, 1962 @WAS 4, DET 1 Wood, 2b Bruton, cf Kaline, rf Colavito, lf Cash, 1b Boros, 3b Fernandez, ss Roarke, c Mossi, p	April 9, 1963 CWS 7, @DET 5 Phillips, 3b Bruton, cf Kaline, rf Colavito, lf Cash, 1b McAuliffe, 2b Triandos, c Fernandez, ss Bunning, p
April 14, 1964 @DET 7, KC 3 Bruton, lf Lumpe, 2b Cash, 1b Kaline, rf Demeter, cf McAuliffe, ss Wert, 3b Freehan, c Regan, p	April 12, 1965 DET 6, @KC 2 McAuliffe, ss Lumpe, 2b Cash, 1b Kaline, rf Northrup, lf Demeter, cf Sullivan, c Wert, 3b Lolich, p	April 12, 1966 DET 2, @NYY 1 Wert, 3b Lumpe, 2b Cash, 1b Kaline, rf Horton, lf Freehan, c McAuliffe, ss Stanley, cf Lolich, p	April 11, 1967 @CAL 4, DET 2 Wert, 3b Tracewski, ss Cash, 1b Kaline, rf Northrup, cf Brown, lf Freehan, c McAuliffe, 2b McLain, p	April 10, 1968 BOS 7, @DET 3 Stanley, 1b McAuliffe, 2b Kaline, rf Horton, lf Freehan, c Northrup, cf Wert, 3b Oyler, ss Wilson, p	April 8, 1969 @DET 6, CLE 2 McAuliffe, 2b Stanley, ss Kaline, rf Cash, 1b Horton, lf Northrup, cf Freehan, c Wert, 3b McLain, p	April 6, 1970 DET 5, @WAS 0 McAuliffe, 2b Gutierrez, ss Kaline, rf Cash, 1b Horton, lf Northrup, cf Jones, 3b Freehan, c Lolich, p
April 6, 1971 @DET 8, CLE 2 McAuliffe, 2b Kaline, rf Northrup, 1b Horton, lf Rodriguez, 3b Freehan, c Stanley, cf Brinkman, ss Lolich, p	April 15, 1972 @DET 3, BOS 2 McAuliffe, 2b Rodriguez, 3b Northrup, cf Kaline, rf Cash, 1b Horton, lf Freehan, c Brinkman, ss Lolich, p	April 7, 1973 @CLE 2, DET 1 McAuliffe, 2b Brown, dh Cash, 1b Sims, c Northrup, lf Stanley, cf Rodriguez, 3b Brinkman, ss Lolich, p	April 5, 1974 @BAL 3, DET 2 Brinkman, ss Rodriguez, 3b Northrup, rf Kaline, dh Horton, lf Cash, 1b Stanley, cf Freehan, c Sutherland, 2b Lolich, p	April 10, 1975 BAL 10, @DET 0 LeFlore, cf Sutherland, 2b Horton, dh Colbert, 1b Freehan, c Meyer, lf James, rf Verzyer, ss Rodriguez, 3b Coleman, p	April 10, 1976 DET 3, @CLE 1 Oglivie, cf Meyer, 1b Horton, dh Staub, rf Johnson, lf May, c Rodriguez, 3b Verzyer, ss Sutherland, 2b Coleman, p	April 7, 1977 @KC 7, DET 4 LeFlore, cf Fuentes, 2b Staub, dh Horton, lf Thompson, 1b Oglivie, rf May, c Rodriguez, 3b Verzyer, ss Roberts, p

TIGERS OPENING DAY LINEUPS



April 7, 1978 @DET 6, TOR 2 LeFlore, cf Mankowski, 3b Staub, dh Thompson, 1b Kemp, lf Corcoran, rf May, c Whitaker, 2b Trammell, ss Fidrych, p	April 7, 1979 TEX 8, @DET 2 LeFlore, cf Whitaker, 2b Thompson, 1b Kemp, lf Morales, rf Parrish, c Mankowski, 3b Corcoran, dh Trammell, ss Rozema, p	April 10, 1980 DET 5, @KC 1 Whitaker, 2b Gibson, cf Kemp, lf Hebner, 3b Thompson, 1b Summers, dh Parrish, c Peters, lf Wagner, ss Morris, p	April 9, 1981 @DET 6, TOR 2 Peters, cf Trammell, ss Kemp, lf Hebner, 1b Summers, dh Gibson, rf Parrish, c Kelleher, 3b Whitaker, 2b Morris, p	April 9, 1982 @KC 4, DET 2 Miller, rf Cabell, 1b Gibson, cf Herndon, lf Wockenfuss, dh Brookens, 3b Parrish, c Trammell, ss Whitaker, 2b Morris, p	April 5, 1983 DET 11, @MIN 3 Whitaker, 2b Trammell, ss Herndon, lf Parrish, c Lemon, cf Wockenfuss, dh Ivlie, 1b Wilson, rf Brookens, 3b Morris, p	April 3, 1984 DET 8, @MIN 1 Whitaker, 2b Trammell, ss Evans, dh Parrish, c Gibson, rf Herndon, lf Bergman, 1b Lemon, cf Johnson, 3b Morris, p
April 8, 1985 @DET 5, CLE 4 Whitaker, 2b Trammell, ss Gibson, cf Parrish, c Grubb, dh Evans, 1b Herndon, lf Lemon, cf Pittaro, 3b Morris, p	April 7, 1986 @DET 6, BOS 5 Collins, dh Whitaker, 2b Gibson, rf Parrish, c Lemon, cf Trammell, ss Herndon, lf Evans, 1b Mercado, c Morris, p	April 6, 1987 NY 2, @DET 1 Whitaker, 2b Herndon, lf Lemon, cf Trammell, ss Coles, 3b Harper, dh Evans, 1b Heath, rf Mercado, c Morris, p	April 4, 1988 DET 5, @BOS 3 (10) Pettis, cf Whitaker, 2b Evans, 1b Trammell, ss Nokes, dh Sheridan, lf Lemon, rf Heath, c Brookens, 3b Morris, p	April 4, 1989 @TEX 4, DET 0 Williams, cf Lovullo, 1b Whitaker, 2b Trammell, ss Lynn, lf Nokes, c Brown, 3b Lemon, rf Sheridan, dh Morris, p	April 9, 1990 @BOS 5, DET 2 Phillips, 3b Trammell, ss Whitaker, 2b Fielder, 1b Nokes, c Ward, lf Lemon, rf Bergman, dh Morris, p	April 8, 1991 @DET 6, NYY 4 Phillips, dh Moseby, lf Trammell, ss Fielder, 1b Whitaker, 2b Deer, rf Tuttleton, c Fryman, 3b Cuyler, cf Tanana, p
April 6, 1992 TOR 4, @DET 5 Gladden, lf Whitaker, 2b Trammell, ss Fielder, 1b Tuttleton, c Phillips, dh Deer, rf Fryman, 3b Cuyler, cf Gullickson, p	April 5, 1993 @OAK 9, DET 4 Phillips, lf Whitaker, 2b Fryman, ss Fielder, 1b Gibson, dh Deer, rf Tuttleton, c Livingstone, 3b Cuyler, cf Moore, p	April 4, 1994 @BOS 9, DET 8 Phillips, lf Whitaker, 2b Davis, cf Fielder, 1b Fryman, 3b Tuttleton, c Gibson, rf Trammell, ss Felix, dh Moore, p	April 26, 1995 DET 5, @CAL 4 Curtis, cf Fletcher, 2b Pemberton, lf Fielder, 1b Fryman, 3b Samuel, dh Bautista, rf Gomez, ss Flaherty, c Moore, p	April 1, 1996 @MIN 8, DET 6 Curtis, cf Higginson, rf Fryman, 3b Fielder, 1b Nieves, lf Williams, dh Lewis, 2b Flaherty, c Trammell, ss Lira, p	April 1, 1997 @MIN 7, DET 5 Hunter, cf Easley, 2b Fryman, 3b Clark, 1b Higginson, lf Nieves, rf B. Trammell, dh B. Johnson, c Cruz, ss Brocail, p	March 31, 1998 DET 11, @TB 6 Hunter, cf Roberts, dh Higginson, rf Clark, 1b Easley, 2b Gonzalez, lf Randa, 3b Oliver, c Ripken, ss Thompson, p
April 5, 1999 DET 11, @TEX 5 Encarnacion, lf Jefferies, lf Easley, 2b Clark, 1b Palmer, 3b Higginson, rf Cruz, ss Ausmus, c Hunter, cf Moehler, p	April 3, 2000 DET 6, @OAK 4 Polonia, rf Ausmus, c Higginson, lf Gonzalez, dh Clark, 1b Palmer, 3b Easley, 2b Encarnacion, cf Cruz, ss Inge, c Nomo, p	April 3, 2001 MIN 3, @DET 2 Cedeno, rf Easley, 2b Higginson, lf Clark, 1b McMillon, dh Cruz, ss Encarnacion, cf Halter, 3b Inge, c Weaver, p	April 2, 2002 @TB 9, DET 5 Higginson, lf Halter, ss Fick, dh Young, 1b Paquette, 3b Cruz, rf Rivera, c Easley, 2b Macias, cf Weaver, p	March 31, 2003 MIN 3, @DET 1 Kingsale, cf Infante, ss Young, lf Higginson, rf Palmer, dh Pena, 1b Munson, 3b Inge, c Santiago, 2b Maroth, p	April 5, 2004 DET 7, @TOR 0 Sanchez, cf Vina, 2b Rodriguez, c Young, dh White, lf Pena, 1b Guillen, ss Higginson, rf Munson, 3b Johnson, p	April 4, 2005 @DET 11, KC 2 Infante, 2b Guillen, ss Rodriguez, c Ordoñez, rf Young, dh White, lf Pena, 1b Monroe, cf Inge, 3b Bonderman, p
April 3, 2006 DET 3, @KC 1 Granderson, cf Polanco, 2b Rodriguez, c Ordoñez, rf Young, dh Shelton, 1b Guillen, ss Monroe, lf Inge, 3b Rogers, p	April 2, 2007 TOR 5, @DET 3 Granderson, cf Polanco, 2b Sheffield, dh Ordoñez, rf Guillen, ss Rodriguez, c Casey, 1b Monroe, lf Inge, 3b Bonderman, p	March 31, 2008 KC 5, @DET 4 Renteria, ss Polanco, 2b Sheffield, dh Ordoñez, rf Cabrera, 3b Guillen, 1b Rodriguez, c Jones, lf Inge, cf Verlander, p	April 6, 2009 @TOR 12, DET 5 Granderson, cf Polanco, 2b Ordoñez, rf Cabrera, 1b Guillen, dh Laird, c Inge, 3b Everett, ss Anderson, lf Verlander, p	April 5, 2010 DET 8, @KC 4 Jackson, cf Damon, lf Ordoñez, rf Cabrera, 1b Guillen, dh Inge, 3b Laird, c Sizemore, 2b Everett, ss Verlander, p	April 4, 2011 @NYY 6, DET 3 Jackson, cf Rhymes, 2b Ordoñez, rf Cabrera, 1b Martinez, dh Raburn, lf Peralta, ss Inge, 3b Avila, c Verlander, p	March 31, 2011 @NYY 6, DET 3 Jackson, cf Rhymes, 2b Ordoñez, rf Cabrera, 1b Martinez, dh Raburn, lf Peralta, ss Avila, c Santiago, 2b Verlander, p
April 1, 2013 DET 4, @MIN 2 Jackson, cf Hunter, rf Cabrera, 3b Fielder, 1b Martinez, dh Dirks, lf Peralta, ss Avila, c Infante, 2b Verlander, p	March 31, 2014 @DET 4, KC 3 Kinsler, 2b Hunter, rf Cabrera, 1b V. Martinez, dh Jackson, cf Avila, c Castellanos, 3b Gonzalez, ss Davis, lf Verlander, p	April 6, 2015 @DET 4, MIN 0 Davis, cf Kinsler, 2b Cabrera, 1b V. Martinez, dh J.D. Martinez, rf Céspedes, lf Castellanos, 3b Avila, c Iglesias, ss Price, p	April 5, 2016 DET 8, @MIA 7 (11) Kinsler, 2b Upton, lf Cabrera, 1b J.D. Martinez, rf Castellanos, 3b McCann, c Iglesias, ss Gose, cf Verlander, p	April 4, 2017 DET 6, @CWS 3 Kinsler, 2b Castellanos, 3b Cabrera, 1b V. Martinez, dh Upton, lf Mahtook, rf McCann, c Jones, cf Iglesias, ss Verlander, p	March 30, 2018 PIT 13, @DET 10 (13) Martin, cf Candelario, 3b Cabrera, 1b Castellanos, rf Martinez, dh McCann, c Mahtook, lf Iglesias, ss Machado, 2b Zimmermann, p	



MIKE ILITCH (1929-2017)



- Mike Ilitch was a once-in-a-generation entrepreneur and champion for Detroit.
- He and his wife, Marian, invested their family savings in 1959 to open the first Little Caesars store in Garden City, Michigan, a suburb of Detroit. That single mom-and-pop pizza shop grew into the largest carryout pizza chain in the world, with restaurants in 24 countries and territories across the globe. The success of the business was built upon the exceptional quality and value of the Little Caesars menu and Mike's marketing savvy and imaginative ideas in production.
- The growth of Little Caesars helped Mike and Marian create other leading brands in the food, sports and entertainment industries.
- The couple purchased the Detroit Red Wings in 1982. While the team was known as the Dead Wings at the time, Mike and Marian believed they were a sleeping giant and immediately took charge to turn the team around. By 1997, the Red Wings won their first Stanley Cup in 42 years, and they went on to win three more. Four Stanley Cup parades held along Woodward Avenue in Detroit attracted hundreds of thousands of people, many from the suburbs who had not been to downtown Detroit in decades. Detroit became known as Hockeytown and brought a sense of pride to the area's hockey fans and the community as a whole.

- Throughout Mike's life, he remained true to his hometown and was a zealous supporter of Detroit, working tirelessly to help it prosper and to bring pride to the city.
- In 1988, Mike and Marian purchased the neglected Fox Theatre and carefully restored it to its original 1928 splendor.
- One year later, they moved their Little Caesars world headquarters from the suburbs into the newly renovated Fox Office Center adjacent to the restored theatre. This was during a time when many businesses were fleeing the city. Restoration of the theatre and renovation of the office building brought new life to the area. Currently, the headquarters campus is being expanded with an addition of a new nine-story, 234,000 square foot building next door to the Fox Theatre.

- Mike displayed further commitment to the city he loved when he purchased the Detroit Tigers in 1992 and built a new state-of-the-art ballpark for the team. Remembering his early years as a Minor League baseball player with the Tigers, he did everything in his power to make the fan experience at Comerica Park a memorable one.

- The new ballpark enabled Detroit to successfully host the MLB All-Star Game in 2005 and also helped promote Detroit as a tourist destination when the Detroit Tigers hosted the World Series in 2006. Mike also encouraged the Ford family to bring the Detroit Lions back to Detroit from the suburbs and build a new stadium right next door to the ballpark by relinquishing a portion of land to make way for the new stadium. The new football venue allowed Detroit to host the Super Bowl in 2006.

- True to the vision of Mike and Marian for a bustling downtown area – the Ilitch organization is currently developing The District Detroit, a dynamic urban destination in the heart of Detroit which includes something for everyone. The District Detroit represents \$1.4 billion in new investment near Comerica Park and includes the new Little Caesars Arena, Mike Ilitch School of Business at Wayne State University and Little Caesars world headquarters campus expansion.

- Mike and Marian believed passionately in giving back to the community. As the parents of children who played hockey, the couple wanted to provide other children the opportunity to play the sport as well. So they established the Little Caesars Amateur Hockey Program in 1968, and it has provided opportunities for tens of thousands of youngsters to play the great game of hockey over the years. Hundreds have gone on to play at colleges, universities and in the National Hockey League.

- The couple established the Little Caesars Love Kitchen in 1985. With two trucks on the road to serve those in need, these restaurants on wheels have served more than three million people.

- Inspired by the story of a veteran returning to civilian life, Mike founded the Little Caesars Veterans Program in 2006. He had read a newspaper story about an Army Sergeant who had tragically lost both his legs during combat in Iraq. As a veteran himself, Mike was impressed with the can-do attitude of this veteran. The Little Caesars Veterans Program that followed provides honorably discharged veterans with financial incentives and other support to help them open a Little Caesars franchise.

- The charitable reach of Mike & Marian Ilitch and the Ilitch companies has expanded to nearly \$200 million in grants and giving since 2000. Ilitch Charities and its affiliates, the Detroit Red Wings Foundation and the Detroit Tigers Foundation, continue to carry on the mission of supporting deserving causes and organizations across the community.

- As part of this charitable legacy, Mike & Marian Ilitch have personally gifted nearly \$50 million to Detroit's Wayne State University – \$8 million to the Department of Surgery and \$40 million dedicated to establish the new Mike Ilitch School of Business, which will train and educate the next generation of the city's great entrepreneurs.


- Mike received numerous business, cultural, and philanthropic awards during his lifetime, including:

- The International Franchise Association Hall of Fame (2016)
- SportsBusiness Journal's "The Champions: Pioneers and Innovators in Sports Business" (2014)
- Michigan Sports Hall of Fame (2004)
- US Hockey Hall of Fame (2004)
- National Hockey League Hall of Fame (2003)
- Ellis Island Medal of Honor (1997)

- Locally in Detroit, Mike was honored for his efforts in the community with the Joe Louis Brown Bomber Jacket Award, the Distinguished Martin Luther King, Jr. Community Service Award, the Shining Light Regional Cooperation Award and the Edward H. McNamara Goodfellow of the Year Award. He was also given the key to the city.

- Mike Ilitch was a remarkable American success story. In 2012, he wrote, "Develop a love for all people; be humble; work hard. I guarantee you will be successful in life." He did just that and had a life well lived.





2

CHARLIE
GEHRINGER


HT: 5-11 WT: 180 BT: L TH: R BORN: 5/11/1903 IN FOWLerville, MI

SECOND BASEMAN

Date Number Retired: June 12, 1983
Tigers Career: 1924-42
Hall of Fame: 1949

Charlie Gehringer played 19 seasons with the Tigers, appearing in 2,323 games. Gehringer hit over .300 in 13 of his 16 full seasons, had 200-or-more hits seven times and posted a lifetime batting average of .320. Gehringer was named the American League Most Valuable Player in 1937 after hitting a career-high .371 to lead the league. He finished second in the MVP voting in 1934 behind fellow teammate Mickey Cochrane. Gehringer hit .375 in the 1935 World Series to help Detroit to the title. Gehringer was also a part of American League championship teams in 1934 and 1940. Following his playing career, Gehringer served as the Tigers General Manager from 1951-53. He was elected to the Hall of Fame in 1949.

	AVG.	G	AB	R	H	2B	3B	HR	RBI	BB	SO	SB	CS	E
Tigers Totals - 19 years	.320	2323	8860	1774	2839	574	146	184	1427	1186	372	181	90	310
Major League Totals - 19 years	.320	2323	8860	1774	2839	574	146	184	1427	1186	372	181	90	310



3

ALAN
TRAMMELL


HT: 6-0 WT: 165 BT: R TH: R BORN: 2/21/1958 IN GARDEN GROVE, CA

SHORTSTOP

Date Number Retired: August 26, 2018
Tigers Career: 1977-96
Hall of Fame: 2018

Alan Trammell played all 20 of his Major League seasons in Detroit, joining Ty Cobb and Al Kaline as the only players in franchise history to play the entirety of their 20-plus year career in Detroit. Trammell was named to the American League All-Star Team six times in his career, while also earning four Gold Glove Awards and three Silver Sluggers. Trammell led the Tigers to the 1984 World Series championship, earning Most Valuable Player honors after hitting .450 with a double, two home runs and six RBI during the series. Trammell was elected to the Hall of Fame by the Modern Baseball Era Committee in December, 2017.

	AVG.	G	AB	R	H	2B	3B	HR	RBI	BB	SO	SB	CS	E
Tigers Totals - 20 years	.285	2293	8288	1231	2365	412	55	185	1003	850	874	236	109	235
Major League Totals - 20 years	.285	2293	8288	1231	2365	412	55	185	1003	850	874	236	109	235



5

HANK
GREENBERG

HT: 6-3 WT: 210 BT: R TH: R BORN: 1/1/1911 IN NEW YORK, NY

FIRST BASEMAN


Date Number Retired: June 12, 1983
Tigers Career: 1930-46
Hall of Fame: 1956

Hank Greenberg played 12 of his 13 Major League seasons with the Tigers. Greenberg was a unanimous selection for the 1935 American League Most Valuable Player award after leading the league with 36 home runs and 170 RBI. He captured his second AL MVP in 1940 after hitting a career-best .340 and leading the league with 50 doubles, 41 home runs and 150 RBI. A four-time All-Star selection, Greenberg drove in more than 100 runs a total of seven times in his career and hit better than .300 in each of his first seven full seasons. Greenberg helped the Tigers to World Series titles in 1935 and 1945 and four American League pennants. Greenberg was elected to the Hall of Fame in 1956.

	AVG.	G	AB	R	H	2B	3B	HR	RBI	BB	SO	SB	CS	E
Tigers Totals - 12 years	.319	1269	4791	979	1528	366	69	306	1202	748	771	58	26	113
Major League Totals - 13 years	.313	1394	5193	1050	1628	379	71	331	1276	852	844	58	26	122



TIGERS RETIRED NUMBERS



6 AL KALINE

HT: 6-1 WT: 175 BT: R TH: R BORN: 12/19/1934 IN BALTIMORE, MD

RIGHTFIELDER


Date Number Retired: August 17, 1980

Tigers Career: 1953-74

Hall of Fame: 1980

Al Kaline spent each of his 22 Major League seasons with the Detroit Tigers, earning the nickname Mr. Tiger. Selected to 18 All-Star Games over his career, Kaline holds the franchise record for career games played (2,834), home runs (399) and bases on balls (1,277). Kaline was the runner-up for the American League Most Valuable Player award in 1955 and 1963 and captured 10 Gold Gloves during his career. At just the age of 20, Kaline won the AL batting title in 1955 by hitting .340, becoming the youngest batting champion in American League history. Kaline led the Tigers to the 1968 World Series championship, hitting .379 in the series with two home runs and eight RBI. Kaline was elected to the Hall of Fame in 1980, becoming just the 10th player ever elected to the Hall of Fame in his first year of eligibility.

	AVG.	G	AB	R	H	2B	3B	HR	RBI	BB	SO	SB	CS	E
Tigers Totals - 22 years	.297	2834	10116	1622	3007	498	75	399	1583	1277	1020	137	65	82
Major League Totals - 22 years	.297	2834	10116	1622	3007	498	75	399	1583	1277	1020	137	65	82



11 SPARKY ANDERSON

HT: 5-9 WT: 170 BT: R TH: R BORN: 2/22/1934 IN BRIDGEWATER, SD

MANAGER


Date Number Retired: June 26, 2011

Tigers Career: 1979-95

Hall of Fame: 2000

Sparky Anderson spent 17 seasons as the manager for the Tigers. During his 17-year tenure, he led the Tigers to a pair of playoff appearances, including the 1984 World Series championship. Anderson earned American League Manager of the Year honors in 1984 and 1987 and managed the American League squad in the 1985 All-Star Game. He finished his time as the Tigers skipper with a franchise record 1,331 victories. Over his 26-year career as a big league manager, which included nine seasons with the Cincinnati Reds, Anderson won 2,194 games, led his teams to three World Series championships and had a .545 career winning percentage. He was elected to the Hall of Fame in 2000 in his first year of eligibility.

	G	W	L	PCT.
Tigers Totals - 17 years	2580	1331	1248	.516
Major League Totals - 26 years	4030	2194	1834	.545



16 HAL NEWHOUSER

HT: 6-2 WT: 180 BT: L TH: L BORN: 5/20/1921 IN DETROIT, MI

PITCHER


Date Number Retired: July 27, 1997

Tigers Career: 1939-53

Hall of Fame: 1992

Hal Newhouser sported the Olde English 'D' for 15 seasons. Newhouser is the only pitcher in Major League history to win back-to-back league Most Valuable Player awards, earning the honor in 1944 and 1945. During his 15 seasons in Detroit, Newhouser was a seven-time All-Star, led the AL in victories four times, led the league in strikeouts and ERA twice each and recorded back-to-back 300-plus inning seasons in 1944 and 1945. Newhouser helped the Tigers to the 1945 World Series, picking up a pair of wins in the seven-game series vs. Chicago. Newhouser was elected to the Hall of Fame in 1992 by the Veterans Committee.

	W-L	ERA	G	GS	SHO	SV	IP	H	R	ER	HR	BB	SO
Tigers Totals - 15 years	200-148	3.07	460	373	212	33	19	2944.0	2639	1181	1003	133	1227
Major League Totals - 17 years	207-150	3.06	488	374	212	33	26	2993.0	2674	1197	1016	136	1249



23 WILLIE HORTON

HT: 5-11 WT: 209 BT: R TH: R BORN: 10/18/1942 IN ARNO, VA


OUTFIELDER

Date Number Retired: July 15, 2000

Tigers Career: 1963-77

Willie Horton played 15 of his 18 Major League seasons with the Tigers, appearing in 1,515 games and hitting .276 with 262 home runs and 886 RBI. Horton was named to seven All-Star teams in his career, including earning a starting nod in the 1965 Midsummer Classic. Horton hit 20-or-more home runs in six seasons with Detroit and still ranks fourth in franchise history with 262 career homers. Horton helped the Tigers to the 1968 World Series title, including throwing out St. Louis' Lou Brock at home plate during game five. Horton was named to the "Tigers Greatest" team as selected by fans in 1969 and had his number retired on July 15, 2000.

	AVG.	G	AB	R	H	2B	3B	HR	RBI	BB	SO	SB	CS	E
Tigers Totals - 15 years	.276	1515	5405	671	1490	211	31	262	886	469	945	14	29	55
Major League Totals - 18 years	.273	2028	7298	873	1993	284	40	325	1163	620	1313	20	38	58



47 JACK MORRIS

HT: 6-3 WT: 195 BT: R TH: R BORN: 5/16/1955 IN ST. PAUL, MN

PITCHER

Date Number Retired: August 12, 2018

Tigers Career: 1977-90

Hall of Fame: 2018

Jack Morris pitched for the Tigers from 1977-90. Morris earned four All-Star appearances with Detroit, while he was named the 1981 American League Pitcher of the Year by *The Sporting News* and won the 1984 American League Babe Ruth Award. Morris ranks second in franchise history in games started and complete games, while he is third in strikeouts, fourth in innings pitched, fifth in wins, eighth in complete games and shutouts and ninth in appearances. Morris was a member of the Tigers 1984 World Series championship team, going 3-0 in the postseason, including a pair of complete game victories in the Fall Classic. Morris was elected to the Hall of Fame by the Modern Baseball Era Committee in December, 2017.

	W-L	ERA	G	GS	CG	SHO	SV	IP	H	R	ER	HR	BB	SO
Tigers Totals - 14 years	198-150	3.73	430	408	154	24	0	3042.2	2767	1382	1262	321	1086	1980
Major League Totals - 18 years	254-186	3.90	549	527	175	28	0	3824.0	3567	1815	1657	389	1390	2478



LAST TIME IT HAPPENED IN A GAME

INDIVIDUAL BATTING

RUNS SCORED

Two Runs in an Inning Ian Kinsler and Andrew Romine - 4/25/2017 vs. SEA (5th)
 Four-or-More Runs in a Game Jeimer Candelario (5) - 4/25/2018 at PIT (Gm. 1)
 Five-or-More Runs in a Game Jeimer Candelario (5) - 4/25/2018 at PIT (Gm. 1)

HITS

Two Hits in an Inning Tyler Collins, Ian Kinsler and Andrew Romine - 4/25/2017 vs. SEA (5th)
 Five-or-More Hits in a Game Nicholas Castellanos (5) - 8/13/2018 vs. CWS
 Six-or-More Hits in a Game Carlos Peña (6) - 5/27/2004 at KC
 Five Consecutive Hits in a Game Nicholas Castellanos (5) - 8/13/2018 vs. CWS
 Six Consecutive Hits in a Game Carlos Peña (6) - 5/27/2004 at KC

DOUBLES

Two Doubles in an Inning Robert Fick - 5/29/2002 at CLE
 Three-or-More Doubles in a Game Miguel Cabrera (3) - 4/25/2018 at PIT (Gm. 1)
 Four-or-More Doubles in a Game Bill Bruton (4) - 5/19/1963 at WAS

TRIPLES

Two Triples in a Game Ian Kinsler - 7/17/2017 at KC
 Triple in Three Consecutive Games Ed Brinkman - 4/12-14/1973

HOME RUNS

Two Home Runs in an Inning Magglio Ordoñez - 8/12/2007 vs. OAK (2nd)
 Home Run from Both Sides of Plate Victor Martinez - 8/30/2018 at NYY
 Three-or-More Home Runs in a Game Victor Martinez (3) - 6/16/2016 at KC
 Home Run in Four-or-More Consecutive Games Ian Kinsler (4) - 5/15-5/18/2016
 Home Run in Five-or-More Consecutive Games Marcus Thames (5) - 6/13-6/17/2008
 Lead-off Home Run Jeimer Candelario - 9/14/2018 at CLE (Josh Tomlin)
 Walk-off Home Run Jeimer Candelario - 9/7/2018 vs. STL (Jordan Hicks)
 Pinch-Hit Home Run Dawel Lugo - 9/28/2018 at MIL (Josh Hader)
 Inside-the-Park Home Run Nicholas Castellanos - 8/22/2017 vs. NYY (Chasen Shreve)
 Two-or-More Home Runs on Opening Day Chris Shelton (2) - 4/3/2006 at KC
 Home Run in First Major League At-Bat Reggie Sanders - 9/1/1974 vs. OAK (Catfish Hunter)

GRAND SLAMS

Grand Slam Nicholas Castellanos - 7/1/2018 at TOR (J.A. Happ)
 Pinch-Hit Grand Slam Mickey Tettleton - 8/11/1991 vs. NYY (Lee Guetterman)
 Two Grand Slams in a Game Jim Northrup - 6/24/1968 at CLE

EXTRA-BASE HITS

Two Extra-Base Hits in an Inning Ian Kinsler - 5/16/2016 vs. MIN (1st)
 Four-or-More Extra Base Hits in a Game Nicholas Castellanos (4) - 8/19/2015 at CHC

RUNS BATTED IN

Five-or-More RBI in a Game Christin Stewart (6) - 9/20/2018 vs. KC
 Six-or-More RBI in a Game Christin Stewart (6) - 9/20/2018 vs. KC
 Seven-or-More RBI in a Game Ryan Raburn (7) - 7/25/2007 at CWS
 Eight-or-More RBI in a Game Jim Northrup (8) - 7/11/1973 vs. TEX
 RBI in 10-or-More Consecutive Games Carlos Guillen (11) - 6/16-6/28/2007 (17 RBI)

WALKS

Two Walks in an Inning Ivan Rodriguez - 9/23/2006 vs. KC (1st)
 Four-or-More Walks in a Game J.D. Martinez (4) - 5/16/2017 vs. BAL
 Five-or-More Walks in a Game Cecil Fielder (5) - 5/27/1991 at MIL (14 inn.)
 Four Consecutive Walks in a Game Miguel Cabrera (4) - 4/25/2015 vs. CLE
 Walk in 10-or-More Consecutive Games Tony Clark (10) - 5/24-6/5/1997
 Three Intentional Walks in a Game Miguel Cabrera (3) - 4/25/2015 vs. CLE

STRIKEOUTS

Two Strikeouts in an Inning James McCann - 6/28/2016 vs. MIA (5th)
 Four-or-More Strikeouts in a Game Jeimer Candelario (4) - 6/23/2018 at CLE
 Five-or-More Strikeouts in a Game Prince Fielder (5) - 4/17/13 at SEA

SACRIFICES

Three Sacrifice Hits in a Game Deivi Cruz - 4/11/2000 vs. SEA
 Two Sacrifice Flies in a Game Austin Jackson - 4/17/2014 vs. CLE

HIT BY PITCH

Two Hit by Pitch in an Inning Mike Hessman - 9/8/2008 vs. OAK (2nd)
 Three Hit by Pitch in a Game Damion Easley - 7/16/2002 vs. BOS

HITTING FOR THE CYCLE

Hit for the Cycle Carlos Guillen - 8/1/2006 at TB

POSITION PLAYER PITCHING

Position Player Pitching Andrew Romine - 9/30/2017 at MIN

OPPONENTS INDIVIDUAL BATTING

HITS

Five-or-More Hits in a Game Logan Forsythe (5) - 8/16/2018 at MIN
 Six-or-More Hits in a Game Alex Rios (6) - 7/9/2013 vs. CWS

HOME RUNS

Three-or-More Home Runs in a Game Kendrys Morales (3) - 9/20/2015 vs. KC
 Lead-off Home Run Francisco Lindor - 9/15/2018 at CLE (Michael Fulmer)
 Walk-off Home Run Matt Davidson - 9/3/2018 at CWS (Shane Greene)
 Pinch-Hit Home Run Joe Mauer - 8/17/2018 at MIN (Louis Coleman)
 Inside-the-Park Home Run Aaron Hicks - 4/13/2018 vs. NYY (Mike Fiers)

GRAND SLAMS

Grand Slam Edwin Encarnacion - 6/24/2018 at CLE (Artie Lewicki)
 Pinch-Hit Grand Slam Lonnie Chisenhall - 4/14/2017 at CLE (Francisco Rodríguez)

LAST TIME IT HAPPENED IN A GAME



RUNS BATTED IN

Five-or-More RBI in a Game.....	Edwin Encarnacion (5) - 6/24/2018 at CLE
Six-or-More RBI in a Game.....	Francisco Cervelli (6) - 4/25/2018 at PIT (Gm. 1)
Seven-or-More RBI in a Game.....	Avisail Garcia (7) - 9/14/2017 vs. CWS
Eight-or-More RBI in a Game.....	Edwin Encarnacion (9) - 8/29/2015 at TOR
Nine-or-More RBI in a Game.....	Edwin Encarnacion (9) - 8/29/2015 at TOR
10-or-More RBI in a Game.....	Fred Lynn (10) - 6/18/1975 vs. BOS

HITTING FOR THE CYCLE

Hit for the Cycle.....	Gary Matthews, Jr. - 9/13/2006 vs. TEX
------------------------	--

POSITION PLAYER PITCHING

Position Player Pitching.....	Tyler White - 7/30/2017 vs. HOU
-------------------------------	---------------------------------

CLUB BATTING

RUNS SCORED

Five-or-More Runs in an Inning.....	5 - 9/20/2018 vs. KC (2nd)
Six-or-More Runs in an Inning.....	6 - 9/5/2018 at CWS (4th)
Seven-or-More Runs in an Inning.....	7 - 7/7/2018 vs. TEX (1st)
Eight-or-More Runs in an Inning.....	9 - 4/25/2017 vs. SEA (5th)
Nine-or-More Runs in an Inning.....	9 - 4/25/2017 vs. SEA (5th)
10-or-More Runs in an Inning.....	10 - 7/21/2008 at KC (8th)
15-or-More Runs in a Game.....	15 - 6/2/2017 vs. CWS
16-or-More Runs in a Game.....	19 - 4/25/2017 vs. SEA
17-or-More Runs in a Game.....	19 - 4/25/2017 vs. SEA
18-or-More Runs in a Game.....	19 - 4/25/2017 vs. SEA
19-or-More Runs in a Game.....	19 - 4/25/2017 vs. SEA
20-or-More Runs in a Game.....	20 - 4/17/1993 vs. SEA
Shut out in Back-to-Back Games.....	4/26/2018 at PIT (1-0); 4/27/2018 at BAL (6-0)
Shut out in Three Consecutive Games.....	9/29/1995 at BAL (6-0); 9/30/1995 at BAL (12-0); 10/1/1995 at BAL (4-0)

HITS

Six-or-More Hits in an Inning.....	6 - 9/20/2018 vs. KC (2nd)
Seven-or-More Hits in an Inning.....	7 - 9/5/2018 at CWS (4th)
Eight-or-More Hits in an Inning.....	8 - 4/25/2017 vs. SEA (5th)
Nine-or-More Hits in an Inning.....	9 - 9/26/2011 vs. CLE (8th)
10-or-More Hits in an Inning.....	11 - 8/8/2001 at TEX (9th)
20-or-More Hits in a Game.....	20 - 4/25/2018 at PIT (Gm. 1)
21-or-More Hits in a Game.....	24 - 4/25/2017 vs. SEA
22-or-More Hits in a Game.....	24 - 4/25/2017 vs. SEA
23-or-More Hits in a Game.....	24 - 4/25/2017 vs. SEA
24-or-More Hits in a Game.....	24 - 4/25/2017 vs. SEA
25-or-More Hits in a Game.....	26 - 9/6/2013 at KC

DOUBLES

Six-or-More Doubles in a Game.....	6 - 4/25/2018 at PIT (Gm. 1)
Seven-or-More Doubles in a Game.....	7 - 3/30/2018 vs. PIT
Eight-or-More Doubles in a Game.....	8 - 7/10/2014 at KC

TRIPLES

Three-or-More Triples in a Game.....	3 - 9/1/2012 vs. CWS
Four-or-More Triples in a Game.....	4 - 6/9/1983 at BOS

HOME RUNS

Back-to-Back Home Runs.....	9/20/2018 vs. KC (Christin Stewart, Nicholas Castellanos, 1st)
Three Consecutive Home Runs.....	5/20/2017 vs. TEX (Alex Avila, Miguel Cabrera, J.D. Martinez, 1st)
Four-or-More Home Runs in an Inning.....	6/1/2013 at BAL (4th)
Five-or-More Home Runs in a Game.....	5 - 8/30/2018 at NYY
Six-or-More Home Runs in a Game.....	6 - 9/5/2017 vs. KC
Home Runs in 10-or-More Consecutive Games.....	13 - 4/4-4/18/2017
Home Runs in 11-or-More Consecutive Games.....	13 - 4/4-4/18/2017
Home Runs in 12-or-More Consecutive Games.....	13 - 4/4-4/18/2017
Home Runs in 13-or-More Consecutive Games.....	13 - 4/4-4/18/2017
Home Runs in 14-or-More Consecutive Games.....	16 - 5/6-22/1998
Home Runs in 15-or-More Consecutive Games.....	16 - 5/6-22/1998

GRAND SLAMS

Two Grand Slams in a Game.....	5/15/2009 vs. OAK (Brandon Inge/Ryan Raburn)
--------------------------------	--

EXTRA-BASE HITS

Nine-or-More Extra Base Hits in a Game.....	10 - 4/25/2018 at PIT (Gm. 1)
10-or-More Extra Base Hits in a Game.....	10 - 4/25/2018 at PIT (Gm. 1)
11-or-More Extra Base Hits in a Game.....	12 - 6/2/2017 vs. CWS
12-or-More Extra Base Hits in a Game.....	12 - 6/2/2017 vs. CWS

WALKS

10-or-More Walks in a Game.....	11 - 6/13/2016 at CWS
11-or-More Walks in a Game.....	11 - 6/13/2016 at CWS
12-or-More Walks in a Game.....	12 - 6/3/2008 at OAK (11 inn.)
13-or-More Walks in a Game.....	13 - 5/4/1994 vs. TEX
14-or-More Walks in a Game.....	14 - 8/27/1993 at OAK
15-or-More Walks in a Game.....	15 - 7/31/1959 vs. BOS
Three-or-More Intentional Walks in a Game.....	3 - 4/25/2015 vs. CLE
Four-or-More Intentional Walks in a Game.....	4 - 8/15/2010 at CWS

STRIKEOUTS

15-or-More Strikeouts in a Game.....	16 - 9/4/2018 at CWS
16-or-More Strikeouts in a Game.....	16 - 9/4/2018 at CWS
17-or-More Strikeouts in a Game.....	20 - 5/11/2016 at WSH
18-or-More Strikeouts in a Game.....	20 - 5/11/2016 at WSH
19-or-More Strikeouts in a Game.....	20 - 5/11/2016 at WSH
20-or-More Strikeouts in a Game.....	20 - 5/11/2016 at WSH



LAST TIME IT HAPPENED IN A GAME

SACRIFICES

Three-or-More Sacrifice Hits in an Inning.....	7/12/1970 vs. NYY (2nd)
Five-or-More Sacrifice Hits in a Game.....	5 - 7/6/1992 vs. SEA (14 inn.)
Four-or-More Sacrifice Flies in a Game.....	4 - 6/10/1985 vs. BAL (11 inn.)

HIT BY PITCH

Three-or-More Hit By Pitches in an Inning.....	3 - 9/8/2008 vs. OAK (2nd)
Three-or-More Hit By Pitches in a Game.....	4 - 4/7/2018 at CWS
Four-or-More Hit By Pitches in a Game.....	4 - 4/7/2018 at CWS
Five-or-More Hit By Pitches in a Game.....	5 - 8/11/1965 vs. KC (10 inn.)

INDIVIDUAL BASERUNNING

STOLEN BASES

Two Stolen Bases in an inning.....	Leonys Martin - 6/9/2018 vs. CLE (1st)
Three-or-more Stolen Bases in a Game.....	Rajai Davis (3) - 4/25/2015 vs. CLE
Four-or-more stolen Bases in a Game.....	Alex Sanchez (4) - 9/27/2003 vs. MIN

STEALS OF HOME

Steal of Home.....	Ryan Raburn - 8/18/2009 vs. SEA (8th)
--------------------	---------------------------------------

OPPONENTS INDIVIDUAL BASERUNNING

STOLEN BASES

Two Stolen Bases in an inning.....	Travis Shaw - 9/30/2018 at MIL (6th)
Three-or-more Stolen Bases in a Game.....	Whit Merrifield (3) - 5/6/2018 at KC
Four-or-more stolen Bases in a Game.....	Rickey Henderson (4) - 5/30/1982 at OAK

STEALS OF HOME

Steal of Home.....	Francisco Arcia - 8/7/2018 at LAA (1st)
--------------------	---

CLUB BASERUNNING

STOLEN BASES

Five-or-More Stolen Bases in a Game.....	5 - 4/25/2015 vs. CLE
Three-or-More Caught Stealing in a Game.....	3 - 5/26/2015 at OAK

OPPONENTS CLUB BASERUNNING

STOLEN BASES

Five-or-More Stolen Bases in a Game.....	5 - 5/14/2017 at LAA
Three-or-More Caught Stealing in a Game.....	3 - 7/19/2014 vs. CLE

INDIVIDUAL PITCHING

WINS

Win Five-or-More Consecutive Decisions.....	Matthew Boyd (5) - 7/18-8/24/2016
Win Six-or-More Consecutive Decisions.....	Michael Fulmer (6) - 5/10-6/12/2016
Win Seven-or-More Consecutive Decisions.....	Anibal Sanchez (7) - 6/9-7/22/2015
Win Eight-or-More Consecutive Decisions.....	Max Scherzer (13) - 4/6-7/8/2013
Win Nine-or-More Consecutive Decisions.....	Max Scherzer (13) - 4/6-7/8/2013
Win 10-or-More Consecutive Decisions.....	Max Scherzer (13) - 4/6-7/8/2013

LOSSES

Lose Five-or-More Consecutive Decisions.....	Daniel Stumpf (5) - 5/4-9/29/2018
Lose Six-or-More Consecutive Decisions.....	Michael Fulmer (7) - 6/20-9/15/2018
Lose Seven-or-More Consecutive Decisions.....	Michael Fulmer (7) - 6/20-9/15/2018
Lose Eight-or-More Consecutive Decisions.....	Francisco Liriano (8) - 5/26-8/22/2018
Lose Nine-or-More Consecutive Decisions.....	Jeremy Bonderman (9) - 5/10-7/3/2003
Lose 10-or-More Consecutive Decisions.....	Mike Moore (10) - 6/29-8/31/1995

COMPLETE GAMES

Complete Game.....	Matthew Boyd - 9/17/2017 vs. CWS
Two-or-More Consecutive Complete Games.....	David Price (2) - 6/6-6/12/2015
Three-or-More Consecutive Complete Games.....	Jack Morris (3) - 9/2-9/12/1990
Four-or-More Consecutive Complete Games.....	Jack Morris (6) - 6/25-7/18/1986
Five-or-More Consecutive Complete Games.....	Jack Morris (6) - 6/25-7/18/1986

SHUTOUTS

Shutout.....	Matthew Boyd - 9/17/2017 vs. CWS
Two-or-More Consecutive Shutouts.....	Rick Porcello (2) - 6/26-7/1/2014
Three-or-More Consecutive Shutouts.....	Jack Morris (3) - 7/9-18/1986

SAVES

Save Three-or-More Consecutive Games Played by Team.....	Shane Greene (4) - 6/13-6/16/2018
Save Four-or-More Consecutive Games Played by Team.....	Shane Greene (4) - 6/13-6/16/2018
Saves in Five-or-More Consecutive Appearances.....	Francisco Rodriguez (7) - 9/4-9/22/2016
Saves in Six-or-More Consecutive Appearances.....	Francisco Rodriguez (7) - 9/4-9/22/2016
Saves in Seven-or-More Consecutive Appearances.....	Francisco Rodriguez (7) - 9/4-9/22/2016
Saves in Eight-or-More Consecutive Appearances.....	Jose Valverde (10) - 7/24-8/13/2011
Saves in Nine-or-More Consecutive Appearances.....	Jose Valverde (10) - 7/24-8/13/2011
Saves in 10-or-More Consecutive Appearances.....	Jose Valverde (10) - 7/24-8/13/2011
Three-or-More Inning Save.....	Drew Smyly - 6/17/2013 vs. BAL

INNINGS PITCHED

10-or-More Innings Pitched, Starter.....	Jack Morris (10.0) - 8/14/1989 vs. BAL
Five-or-More Innings Pitched, Reliever.....	Kyle Lobstein (5.2) - 8/23/2014 at TB

HITS ALLOWED

No-Hitter.....	Justin Verlander - 5/7/2011 at TOR
One-Hitter.....	Matthew Boyd - 9/17/2017 vs. CWS
13-or-More Hits in a Game.....	Alfredo Simon (13) - 9/20/2015 vs. KC
14-or-More Hits in a Game.....	Alfredo Simon (15) - 7/1/2015 vs. PIT

LAST TIME IT HAPPENED IN A GAME



15-or-More Hits in a Game	Alfredo Simon (15) - 7/1/2015 vs. PIT
16-or-More Hits in a Game	Scott Sanders (16) - 4/14/1998 at TEX

RUNS ALLOWED

Eight-or-More Runs in a Game	Matt Hall (9) - 9/15/2018 at CLE
Nine-or-More Runs in a Game	Matt Hall (9) - 9/15/2018 at CLE
10-or-More Runs in a Game	Max Scherzer (10) - 6/17/2014 vs. KC
11-or-More Runs in a Game	Jeremy Bonderman (11) - 7/29/2007 at LAA
12-or-More Runs in a Game	Joe Coleman (12) - 8/18/1974 at OAK
20-or-More Consecutive Scoreless Innings, Starter	Michael Fulmer (33.1) - 5/21-6/17/2016
20-or-More Consecutive Scoreless Innings, Reliever	Joaquin Benoit (22.0) - 8/3-9/27/2011

HOME RUNS ALLOWED

Three Home Runs in an Inning	Jordan Zimmermann - 8/31/2018 at NYY (6th)
Back-to-Back Home Runs	Michael Fulmer - 9/15/2018 at CLE (Francisco Lindor/Michael Brantley, 1st)
Three Consecutive Home Runs	Anibal Sanchez - 8/6/2017 at BAL (Jonathan Schoop/Chris Davis/Trey Mancini, 1st)
Three-or-More Home Runs in a Game	Matthew Boyd (3) - 9/26/2018 at MIN
Four-or-More Home Runs in a Game	Anibal Sanchez (5) - 8/6/2017 at BAL
Five-or-More Home Runs in a Game	Anibal Sanchez (5) - 8/6/2017 at BAL
Lead-off Home Run	Michael Fulmer - 9/15/2018 at CLE (Francisco Lindor)
Walk-off Home Run	Shane Greene - 9/3/2018 at CWS (Matt Davidson, 9th)
Pinch-Hit Home Run	Louis Coleman - 8/17/2018 at MIN (Joe Mauer)
Inside-the-Park Home Run	Mike Fiers - 4/13/2018 vs. NYY (Aaron Hicks)
Home Run to a Pitcher	Kevin Jarvis - 9/2/1997 at ATL (Denny Neagle)

GRAND SLAMS ALLOWED

Grand Slam in a Game	Artie Lewicki - 6/24/2018 at CLE (Edwin Encarnacion)
Two Grand Slams in a Game	Daniel Schlereth - 6/28/2011 vs. NYM (Jason Bay/Carlos Beltran)
Pinch-Hit Grand Slam	Francisco Rodriguez - 4/14/2017 at CLE (Lonnie Chisenhall)

WALKS ALLOWED

Eight-or-More Walks in a Game	Dontrelle Willis (8) - 6/14/2009 at PIT
Nine-or-More Walks in a Game	Jack Morris (9) - 4/14/1988 vs. TEX
10-or-more Walks in a Game	Joe Coleman (10) - 10/1/1974 vs. BAL
No Walks Allowed, 20-or-More Consecutive Innings	Justin Verlander (24.0) - 7/24-8/9/2015

STRIKEOUTS

10-or-More Strikeouts in a Game	Matthew Boyd (11) - 9/8/2018 vs. STL
11-or-More Strikeouts in a Game	Matthew Boyd (11) - 9/8/2018 vs. STL
12-or-More Strikeouts in a Game	Justin Verlander (12) - 9/27/2016 vs. CLE
13-or-More Strikeouts in a Game	Max Scherzer (14) - 8/14/2014 vs. PIT
14-or-More Strikeouts in a Game	Max Scherzer (14) - 8/14/2014 vs. PIT
15-or-More Strikeouts in a Game	Anibal Sanchez (17) - 4/26/2013 vs. ATL
Six-or-More Strikeouts in a Game, Reliever	Daniel Norris (6) - 4/5/2018 at CWS
Consecutive Double-Digit Strikeout Games	Justin Verlander (2) - 9/22-9/27/2016

HIT BY PITCH

Hit Two Batters in an Inning	Louis Coleman - 9/11/2018 vs. HOU (7th)
Hit Three-or-More Batters in a Game	Doug Fister (3) - 5/21/2013 at LAA
Hit Four-or-More Batters in a Game	Frank Lary (4) - 7/21/1960 vs. WAS

WILD PITCHES

Two-or-More Wild Pitches in an Inning	Jairo Labourt (2) - 9/3/2017 vs. CLE (9th)
Three-or-More Wild Pitches in a Game	Alfredo Simon (3) - 8/25/2015 vs. LAA

OPPONENTS INDIVIDUAL PITCHING

HITS ALLOWED

No Hits in a Game	Henderson Alvarez - 9/29/2013 at MIA
One Hit in a Game	Jeff Samardzija - 9/21/2015 vs. CWS
13-or-More Hits in a Game	Miguel Gonzalez (14) - 4/30/2017 vs. CWS
14-or-More Hits in a Game	Miguel Gonzalez (14) - 4/30/2017 vs. CWS
15-or-More Hits in a Game	Greg Swindell (17) - 6/5/1988 vs. CLE
16-or-More Hits in a Game	Greg Swindell (17) - 6/5/1988 vs. CLE
17-or-More Hits in a Game	Greg Swindell (17) - 6/5/1988 vs. CLE
18-or-More Hits in a Game	Reggie Cleveland (18) - 9/25/1977 vs. BOS

RUNS ALLOWED

Shutout	Corey Kluber - 9/12/2017 at CLE
Eight-or-More Runs in a Game	Erasmus Ramirez (10) - 6/16/2017 vs. TB
Nine-or-More Runs in a Game	Erasmus Ramirez (10) - 6/16/2017 vs. TB
10-or-More Runs in a Game	Erasmus Ramirez (10) - 6/16/2017 vs. TB
11-or-More Runs in a Game	Dustin McGowan (12) - 8/21/2005 vs. TOR
12-or-More Runs in a Game	Dustin McGowan (12) - 8/21/2005 vs. TOR

HOME RUNS ALLOWED

Three Home Runs in an Inning	Michael Kopech (3) - 9/5/2018 at CWS (4th)
Back-to-Back Home Runs	Jorge López - 9/20/2018 vs. KC (Christin Stewart/Nicholas Castellanos, 1st)
Three Consecutive Home Runs	A.J. Griffin - 5/20/2017 vs. TEX (Alex Avila/Miguel Cabrera/J.D. Martinez, 1st)
Three-or-More Home Runs in a Game	Jorge López (3) - 9/20/2018 vs. KC
Four-or-More Home Runs in a Game	Michael Kopech (4) - 9/5/2018 at CWS
Five-or-More Home Runs in a Game	Josh Beckett (5) - 4/7/2012 vs. BOS

WALKS ALLOWED

Eight-or-More Walks in a Game	Ricky Romero (8) - 8/21/2012 vs. TOR
Nine-or-More Walks in a Game	Bobby Witt (10) - 8/15/1992 at TEX
10-or-More Walks in a Game	Bobby Witt (10) - 8/15/1992 at TEX

STRIKEOUTS

10-or-More Batters in a Game	Justin Verlander (10) - 9/10/2018 vs. HOU
11-or-More Batters in a Game	Trevor Bauer (11) - 6/23/2018 at CLE
12-or-More Batters in a Game	Justin Verlander (12) - 7/15/2018 at HOU
13-or-More Batters in a Game	Corey Kluber (13) - 4/9/2018 at CLE
14-or-More Batters in a Game	Max Scherzer (20) - 5/11/2016 at WSH
15-or-More Batters in a Game	Max Scherzer (20) - 5/11/2016 at WSH
Six-or-More Strikeouts in a Game, Reliever	Matt Andriese (6) - 7/11/2018 at TB



LAST TIME IT HAPPENED IN A GAME

CLUB PITCHING

COMPLETE GAMES

Back-to-Back Complete Games 8/20-21/2014 at TB (Rick Porcello/David Price)

SHUTOUTS

Back-to-Back Shutouts 8/13-8/14/2016 at TEX

HITS ALLOWED

15-or-More Hits in a Game 18 - 9/15/2018 at CLE
 16-or-More Hits in a Game 18 - 9/15/2018 at CLE
 17-or-More Hits in a Game 18 - 9/15/2018 at CLE
 18-or-More Hits in a Game 18 - 9/15/2018 at CLE
 19-or-More Hits in a Game 19 - 6/24/2018 at CLE
 20-or-More Hits in a Game 25 - 9/14/2017 vs. CWS
 21-or-More Hits in a Game 25 - 9/14/2017 vs. CWS
 22-or-More Hits in a Game 25 - 9/14/2017 vs. CWS
 23-or-More Hits in a Game 25 - 9/14/2017 vs. CWS
 24-or-More Hits in a Game 25 - 9/14/2017 vs. CWS
 25 or More Hits in a Game 25 - 9/14/2017 vs. CWS
 No Hits in a Game 5/7/2011 at TOR (Justin Verlander)
 One Hit in a Game 9/17/2017 vs. CWS (Matthew Boyd)
 Two Hits in a Game 9/1/2018 at NYY (Daniel Norris/Drew VerHagen/Buck Farmer/Daniel Stumpf/Victor Alcántara)

RUNS ALLOWED

Five-or-More Runs in an Inning 6 - 9/30/2018 at MIL (7th)
 15-or-More Runs in a Game 15 - 9/15/2018 at CLE
 16-or-More Runs in a Game 17 - 9/14/2017 vs. CWS
 17-or-More Runs in a Game 17 - 9/14/2017 vs. CWS
 18-or-More Runs in a Game 20 - 8/22/2014 at MIN
 19-or-More Runs in a Game 20 - 8/22/2014 at MIN
 20-or-More Runs in a Game 20 - 8/22/2014 at MIN

HOME RUNS ALLOWED

Back-to-Back Home Runs 9/15/2018 at CLE - Francisco Lindor/Michael Brantley (Michael Fulmer)
 Three Consecutive Home Runs 8/6/2017 at BAL - Jonathan Schoop/Chris Davis/Trey Mancini (Anibal Sanchez)
 Five-or-More Home Runs in a Game 5 - 8/6/2017 at BAL
 Walk-Off Home Run Matt Davidson - 9/3/2018 at CWS (Shane Greene, 9th)
 Two Grand Slams in a Game 6/28/2011 vs. NYM (Jason Bay/Carlos Beltran)

WALKS ALLOWED

10-or-More Walks in a Nine-Inning Game 10 - 9/21/2017 vs. MIN
 10-or-More Walks in a Game 10 - 9/21/2017 vs. MIN
 11-or-More Walks in a Game 14 - 8/10/2014 at TOR (19 inn.)
 12-or-More Walks in a Game 14 - 8/10/2014 at TOR (19 inn.)
 13-or-More Walks in a Game 14 - 8/10/2014 at TOR (19 inn.)
 14-or-More Walks in a Game 14 - 8/10/2014 at TOR (19 inn.)
 15-or-More Walks in a Game 15 - 5/8/2004 at TEX (10 inn.)

STRIKEOUTS

14-or-More Strikeouts in a Nine-Inning Game 14 - 9/8/2018 vs. STL
 14-or-More Strikeouts in a Game 14 - 9/8/2018 vs. STL
 15-or-More Strikeouts in a Game 15 - 7/23/2017 at MIN
 16-or-More Strikeouts in a Game 17 - 9/22/2016 at MIN
 17-or-More Strikeouts in a Game 17 - 9/22/2016 at MIN
 18-or-More Strikeouts in a Game 18 - 5/2/2013 at HOU
 19-or-More Strikeouts in a Game 19 - 4/17/2013 at SEA (14 inn.)
 20-or-More Strikeouts in a Game 20 - 6/5/2001 at BOS (18 inn.)

HIT BY PITCH

Three-or-More Batters in a Game 3 - 7/26/2017 vs. KC

PITCHERS BATTING

HOME RUNS

Home Run Daniel Norris - 8/19/2015 at CHC (Jon Lester)
 Inside-the-Park Home Run Frank Lary - 4/17/1956 vs. OAK (Alex Kellner)

STOLEN BASES

Stolen Base Mickey Lolich - 4/14/1970 vs. CLE
 Caught Stealing Joe Coleman - 4/30/1972 vs. CWS

PINCH-HITTING AND PINCH-RUNNING

Pinch-Hit Appearance Dontrelle Willis - 5/23/2010 at LAD
 Pinch-Run Appearance Adam Bernero - 6/8/2003 at SF

CLUB FIELDING

ERRORS

Four-or-More Errors in a Game 4 - 9/15/2018 at CLE
 Five-or-More Errors in a Game 5 - 8/31/2014 at CWS
 Six-or-More Errors in a Game 6 - 6/25/2013 vs. LAA

DOUBLE AND TRIPLE PLAYS

Five-or-More Double Plays in a Game 5 - 9/26/2009 at CWS
 Six-or-More Double Plays in a Game 6 - 4/13/1984 at BOS
 Triple Play 9/8/2017 at TOR (Jeimer Candelario/Ian Kinsler/Efren Navarro)



OPPONENTS CLUB FIELDING

ERRORS

Four-or-More Errors in a Game	4 - 8/6/2014 at NYY
Five-or-More Errors in a Game	5 - 9/27/2012 vs. KC
Six-or-More Errors in a Game	6 - 10/1/1989 at NYY

TRIPLE PLAYS

Triple Play	8/3/17 at BAL (Manny Machado/Jonathan Schoop/Chris Davis)
-------------------	---

CLUB MISCELLANEOUS

WINS

Eight-or-More Consecutive Wins	8 - 7/25-8/3/2016
Nine-or-More Consecutive Wins	12 - 7/26-8/8/2013
10-or-More Consecutive Wins	12 - 7/26-8/8/2013
Eight-or-More Consecutive Wins, Home	9 - 7/14-8/15/2013
Nine-or-More Consecutive Wins, Home	9 - 7/14-8/15/2013
10-or-More Consecutive Wins, Home	10 - 7/18-8/7/2012
Eight-or-More Consecutive Wins, Road	11 - 4/29-5/18/2014
Nine-or-More Consecutive Wins, Road	11 - 4/29-5/18/2014
10-or-More Consecutive Wins, Road	11 - 4/29-5/18/2014

LOSSES

Eight-or-More Consecutive Losses	11 - 6/19-6/30/2018
Nine-or-More Consecutive Losses	11 - 6/19-6/30/2018
10-or-More Consecutive Losses	11 - 6/19-6/30/2018
Eight-or-More Consecutive Losses, Home	9 - 8/8-8/23/2003
Nine-or-More Consecutive Losses, Home	9 - 8/8-8/23/2003
10-or-More Consecutive Losses, Home	10 - 7/28-8/12/1998
Eight-or-More Consecutive Losses, Road	8 - 8/3-8/17/2018
Nine-or-More Consecutive Losses, Road	10 - 6/27-7/29/2010
10-or-More Consecutive Losses, Road	10 - 6/27-7/29/2010

DOUBLEHEADERS

Win Both Games, Home	7/24/2009 vs. CWS
Win Both Games, Road	9/22/2016 at MIN
Lose Both Games, Home	4/1/2018 vs. PIT
Lose Both Games, Road	10/1/2010 at BAL
Split, Home	6/4/2018 vs. NYY
Split, Road	4/25/2018 at PIT
Day-Night Doubleheader	6/4/2018 vs. NYY

EXTRA-INNING GAMES

Back-to-Back Extra-Inning Games	6/19/2016 at KC, 6/20/2016 vs. SEA
Three Consecutive Extra-Inning Games	9/16-9/19/2015 (MIN, KC, KC)
Win Back-to-Back Extra-Inning Games	9/16-9/19/2015 (MIN, KC, KC)
Lose Back-to-Back Extra-Inning Games	7/23/2015 vs. SEA, 7/24/2015 at BOS
15-or-More Innings	15 - 8/9/2016 at SEA
16-or-More Innings	19 - 8/10/2014 at TOR
17-or-More Innings	19 - 8/10/2014 at TOR
18-or-More Innings	19 - 8/10/2014 at TOR
19-or-More Innings	19 - 8/10/2014 at TOR
20-or-More Innings	22 - 6/24/1962 vs. NYY
21-or-More Innings	22 - 6/24/1962 vs. NYY
22-or-More Innings	22 - 6/24/1962 vs. NYY

ONE-RUN GAMES

Three-or-More Consecutive One-Run Games	3 - 9/21-9/23/2018 (KC, KC, KC)
Four-or-More Consecutive One-Run Games	4 - 9/10-9/14/2018 (HOU, HOU, HOU, @CLE)
Five-or-More Consecutive One-Run Games	5 - 8/10-15/2005 (TOR, KC, KC, BOS, BOS)
Win Three-or-More Consecutive One-Run Games	3 - 8/11-8/13/2011 (CLE, BAL, BAL)
Lose Three-or-More Consecutive One-Run Games	3 - 9/10-9/12/2018 (HOU, HOU, HOU)
Win 1-0 Game	4/8/2018 at CWS
Lose 1-0 Game	8/3/2018 at OAK

COMEBACKS/LEADS LOST

Comeback to Win, Trailing by Five Runs-or-More	5 - 5/15/2018 vs. CLE (Trailed 8-3 after 5.5 inn., Won 9-8 in 9 inn.)
Lose After Leading by Five Runs-or-More	6 - 6/26/2018 vs. OAK (Lead 6-0 after 3 inn., Lost 9-7 in 9 inn.)



TIGERS RECORD BOOK

INDIVIDUAL BATTING

BATTING AVERAGE

Highest Average, Career (Min. 2000 AB).....	369	Ty Cobb.....	1905-26
Highest Average by Righthander, Season.....	403	Harry Heilmann.....	1923
Highest Average by Lefthander, Season.....	420	Ty Cobb.....	1911
Highest Average by Switchhitter, Season.....	335	Victor Martinez.....	2014
Highest Average by Rookie, Season.....	343	Dale Alexander.....	1929

GAMES PLAYED

Most Games Played, Career.....	2,834	Al Kaline.....	1953-74
Most Games Played, Season.....	163	Rocky Colavito.....	1961
Most Consecutive Games Played.....	511	Charlie Gehringer.....	9/3/1927-5/7/1931
Most Games Played, Rookie.....	162	Jake Wood.....	1961
Most Seasons with Tigers.....	22	Ty Cobb.....	1905-26
		Al Kaline.....	1953-74

AT-BATS

Most At-Bats, Career.....	10,586	Ty Cobb.....	1905-26
Most At-Bats by Righthander, Season.....	684	Ian Kinsler.....	2014
Most At-Bats by Lefthander, Season.....	643	Lou Whitaker.....	1983
Most At-Bats by Switchhitter, Season.....	615	Tito Fuentes.....	1977
Most At-Bats by Rookie, Season.....	679	Harvey Kuenn.....	1953
Most At-Bats, No Hits, Doubleheader.....	13	Brian Hunter (26 inn.).....	7/20/1998 at NYY

RUNS SCORED

Most Runs, Career.....	2,087	Ty Cobb.....	1905-26
Most Runs, Season.....	147	Ty Cobb.....	1911
Most Runs by Rookie, Season.....	128	Roy Johnson.....	1929
Most Runs, Nine-Inning Game.....	5	Many players... (last, Jeimer Candelario, 4/25/2018 at PIT, Gm. 1)	

HITS

Most Hits, Career.....	3,902	Ty Cobb.....	1905-26
Most Hits by Pinch-Hitter, Career.....	107	Gates Brown.....	1963-75
Most Hits by Righthander, Season.....	237	Harry Heilmann.....	1921
Most Hits by Lefthander, Season.....	248	Ty Cobb.....	1911
Most Hits by Switchhitter, Season.....	190	Tito Fuentes.....	1977
Most Hits by Rookie, Season.....	215	Dale Alexander.....	1929
Most Hits by Pinch-Hitter, Season.....	19	Bob Fothergill.....	1929
Most Hits by Righthanded Pinch-Hitter, Season.....	19	Bob Fothergill.....	1929
Most Hits by Lefthanded Pinch-Hitter, Season.....	18	Gates Brown.....	1968
Most Hits by Switch-Hitting Pinch-Hitter, Season.....	12	Johnny Neun.....	1926
Most Hits, Nine-Inning Game.....	6	Bill Nance.....	7/13/1901 at CLE
		Ty Cobb.....	5/5/1925 at STL
		George Kell.....	9/20/1946 at CLE
		Damion Easley.....	8/8/2001 at TEX
		Carlos Pena.....	5/27/2004 at KC
Most Hits, Extra-Inning Game.....	7	Rocky Colavito.....	6/24/1962 vs. NYY (22 inn.)
		Cesar Gutierrez.....	6/21/1970 at CLE (12 inn.)
Most Consecutive Hits, Season.....	12	Walt Dropo (0 BB).....	7/14-7/15/1952
Longest Hitting Streak, Season.....	40	Ty Cobb.....	1911

EXTRA-BASE HITS

Most Extra-Base Hits, Career.....	1,062	Ty Cobb.....	1905-26
Most Extra-Base Hits by Righthander, Season.....	103	Hank Greenberg.....	1937
Most Extra-Base Hits by Lefthander, Season.....	87	Charlie Gehringer.....	1936
Most Extra-Base Hits by Switchhitter, Season.....	71	Tony Clark.....	1998
Most Extra-Base Hits by Rookie, Season.....	83	Dale Alexander.....	1929
Most Extra-Base Hits, Game.....	4	Many players... (last, Nicholas Castellanos, 8/19/2015 at GNC)	
Most Extra-Base Hits, Inning.....	2	Many players... (last, Ian Kinsler, 5/16/2016 vs. MIN)	

TOTAL BASES

Most Total Bases, Career.....	5,472	Ty Cobb.....	1905-26
Most Total Bases by Righthander, Season.....	397	Hank Greenberg.....	1937
Most Total Bases by Lefthander, Season.....	367	Ty Cobb.....	1911
Most Total Bases by Switchhitter, Season.....	317	Victor Martinez.....	2014
Most Total Bases by Rookie, Season.....	363	Dale Alexander.....	1929
Most Total Bases, Game.....	16	Ty Cobb.....	5/5/1925 at STL
Most Total Bases, Inning.....	8	Al Kaline.....	4/17/1955 vs. KC
		Magglio Ordoñez.....	8/12/2007 vs. OAK

SINGLES

Most Singles, Career.....	2,840	Ty Cobb.....	1905-26
Most Singles by Righthander, Season.....	167	Harvey Kuenn.....	1953
Most Singles by Lefthander, Season.....	169	Ty Cobb.....	1911
Most Singles by Switchhitter, Season.....	156	Tito Fuentes.....	1977
Most Singles by Rookie, Season.....	167	Harvey Kuenn.....	1953

DOUBLES

Most Doubles, Career.....	665	Ty Cobb.....	1905-26
Most Doubles by Righthander, Season.....	63	Hank Greenberg.....	1934
Most Doubles by Lefthander, Season.....	60	Charlie Gehringer.....	1936
Most Doubles by Switchhitter, Season.....	42	Billy Rogell.....	1933
Most Doubles by Rookie, Season.....	45	Roy Johnson.....	1929
Most Doubles, Game.....	4	Pop Dillon.....	4/25/1901 vs. MIL
		Bill Bruton.....	5/19/1963 at WAS
Most Consecutive Doubles, Game.....	4	Bill Bruton.....	5/19/1963 at WAS
Most Doubles, Inning.....	2	Pop Dillon.....	4/25/1901 vs. MIL
		Tony Clark.....	8/22/1997 at MIL
		Robert Fick.....	5/29/2002 at CLE

TIGERS RECORD BOOK



TRIPLES

Most Triples, Career.....	286	Ty Cobb.....	1905-26
Most Triples by Righthander, Season.....	16	Harry Heilmann.....	1924
		Hank Greenberg.....	1935
Most Triples by Lefthander, Season.....	26	Sam Crawford.....	1914
Most Triples by Switchhitter, Season.....	14	Billy Lush.....	1903
		Lu Blue.....	1926
Most Triples by Rookie, Season.....	17	Charlie Gehringer.....	1926
Most Triples, Nine-Inning Game.....	3	Charlie Gehringer.....	8/5/1929 at WAS

HOME RUNS

Most Home Runs, Career.....	399	Al Kaline.....	1953-74
Most Home Runs by Righthander, Season.....	58	Hank Greenberg.....	1938
Most Home Runs by Lefthander, Season.....	41	Norm Cash.....	1961
Most Home Runs by Switchhitter, Season.....	34	Tony Clark.....	1998
Most Home Runs by Rookie, Season.....	35	Rudy York.....	1937
Most Home Runs by Pinch-Hitter, Career.....	16	Gates Brown.....	1963-75
Most Home Runs by Pinch-Hitter, Season.....	3	12 times.....	(last, Victor Martinez, 2016)
Most Home Runs, Game.....	3	24 times.....	(last, Victor Martinez, 6/16/2016 at KC)
Most Lead-Off Home Runs, Career.....	24	Curtis Granderson.....	2004-09
Most Lead-Off Home Runs, Season.....	8	Ian Kinsler.....	2016
Most Inside-the-Park Home Runs, Career.....	47	Ty Cobb.....	1905-26
Most Inside-the-Park Home Runs, Season.....	9	Ty Cobb.....	1909
Most Home Runs at Home, Season.....	39	Hank Greenberg.....	1938
Most Home Runs on the Road, Season.....	27	Rocky Colavito.....	1961
		Miguel Cabrera.....	2013
Most Home Runs, Month.....	18	Rudy York.....	8/1937
Most Home Runs in April.....	10	Cecil Fielder.....	1996
		Chris Shelton.....	2006
Most Home Runs in May.....	12	Willie Horton.....	1968
		Miguel Cabrera.....	2013
Most Home Runs in June.....	14	Norm Cash.....	1961
Most Home Runs in July.....	15	Hank Greenberg.....	1938
Most Home Runs in August.....	18	Rudy York.....	1937
Most Home Runs in September.....	16	Hank Greenberg.....	1946
Most Games, Switch-Hitting Home Runs, Season.....	3	Tony Clark.....	1998
Most Home Runs, Opening Day.....	3	Dmitri Young.....	4/4/2005 vs. KC
Most Home Runs, Doubleheader.....	4	Charlie Maxwell.....	5/3/1959 vs. NYY
		Rocky Colavito.....	8/27/1961 at WAS
Most Home Runs, Inning.....	2	Al Kaline.....	4/17/1955 vs. KC (6th)
		Magglio Ordoñez.....	8/12/2007 vs. OAK (2nd)
Most Consecutive Home Runs, Two Games.....	4	Hank Greenberg.....	7/26-7/27/1938 vs. WAS
		Charlie Maxwell.....	5/3/1959 vs. NYY (DH)
		Larry Herndon.....	5/16-5/18/1982 vs. MIN, vs. OAK
		Bobby Higginson.....	6/30-7/1/1997 vs. NYM
Most Consecutive Games with a Home Run.....	5	Rudy York.....	8/22-8/25/1937
		Hank Greenberg.....	9/10-9/14/1940
		Vic Wertz.....	7/27-8/1/1950
		Willie Horton.....	8/29-9/1/1969
		Marcus Thames.....	6/13-17/2008
		Ty Cobb.....	5/5-5/6/1925 at STL
Most Home Runs, Consecutive Games.....	5	Lance Parrish.....	1977-86
Most Extra-Inning Home Runs, Career.....	9	Charlie Maxwell.....	1960
Most Extra-Inning Home Runs, Season.....	5	Ty Cobb.....	9/23/1905
Youngest Player to Hit a Home Run.....	18 years, 279 days	Ty Cobb.....	9/23/1905
Oldest Player to Hit a Home Run.....	42 years, 51 days	Doc Cramer.....	9/11/1947

GRAND SLAMS

Most Grand Slams, Career.....	10	Hank Greenberg.....	1930-46
		Rudy York.....	1934-45
		Cecil Fielder.....	1990-96
Most Grand Slams, Season.....	4	Rudy York.....	1938
		Jim Northrup.....	1968
Most Grand Slams, Month.....	3	Rudy York.....	5/1938
		Hank Greenberg.....	6/1968
Most Grand Slams, Week.....	3	Jim Northrup.....	6/24-6/29/1968
Most Grand Slams, Game.....	2	Jim Northrup.....	6/24/1968 at CLE

RUNS BATTED IN (since 1920)

Most RBI, Career.....	1,582	Al Kaline.....	1953-74
Most RBI by Righthander, Season.....	183	Hank Greenberg.....	1937
Most RBI by Lefthander, Season.....	132	Vic Wertz.....	1949
		Norm Cash.....	1961
Most RBI by Switchhitter, Season.....	117	Tony Clark.....	1997
Most RBI by Rookie, Season.....	137	Dale Alexander.....	1929
Most RBI in a Month.....	50	Rudy York.....	8/1937
Most RBI in April.....	28	Miguel Cabrera.....	2013
Most RBI in May.....	43	Ty Cobb.....	1925
Most RBI in June.....	47	Hank Greenberg.....	1935
Most RBI in July.....	41	Bob Fothergill.....	1927
Most RBI in August.....	50	Rudy York.....	1937
Most RBI in September.....	39	Rudy York.....	1940
		Hank Greenberg.....	1946
Most RBI Prior to the All-Star Break.....	103	Hank Greenberg.....	1935
Most RBI After the All-Star Break.....	110	Hank Greenberg.....	1937
Most Consecutive Games with an RBI.....	12	Mickey Cochrane.....	7/31-8/12/1934
		Rudy York.....	9/11-9/20/1940



TIGERS RECORD BOOK

Most RBI, Game.....	8	Harry Heilmann.....	7/26/1928 vs. NYY
		Jim Northrup.....	6/24/1968 at CLE
		Jim Northrup.....	7/11/1973 vs. TEX

SACRIFICES

Most Sacrifice Hits, Career.....	327	Donie Bush.....	1908-21
Most Sacrifice Hits by Righthander, Season.....	43	Germany Schaefer.....	1928
Most Sacrifice Hits by Lefthander, Season.....	36	Bobby Veach.....	1922
Most Sacrifice Hits by Switchhitter, Season.....	52	Donie Bush.....	1909
Most Sacrifice Hits by Rookie, Season.....	52	Donie Bush.....	1909
Most Sacrifice Flies, Career.....	104	Al Kaline.....	1953-74
Most Sacrifice Flies by Righthander, Season.....	13	Lance Parrish.....	1983
		Travis Fryman.....	1994
Most Sacrifice Flies by Lefthander, Season.....	11	Rusty Staub.....	1976, 1978
Most Sacrifice Flies by Switchhitter, Season.....	8	Carlos Guillen.....	2007
		Victor Martinez.....	2013
Most Sacrifice Flies by Rookie, Season.....	8	Lou Whitaker.....	1978

HIT BY PITCH

Most Hit by Pitch, Career.....	114	Bill Freehan.....	1961-76
Most Hit by Pitch by Righthander, Season.....	24	Bill Freehan.....	1968
Most Hit by Pitch by Lefthander, Season.....	17	Heinie Manush.....	1923
		Prince Fielder.....	2012
Most Hit by Pitch by Switchhitter, Season.....	11	Dmitri Young.....	2003
Most Hit by Pitch by Rookie, Season.....	17	Heinie Manush.....	1923
Most Hit by Pitch, Game.....	3	Bill Freehan.....	8/16/1968 at BOS
		Damion Easley.....	5/31/1999 at BOS
		Damion Easley.....	7/16/2002 vs. BOS

WALKS

Most Walks, Career.....	1,277	Al Kaline.....	1953-74
Most Walks by Righthander, Season.....	135	Eddie Yost.....	1959
Most Walks by Lefthander, Season.....	124	Norm Cash.....	1961
Most Walks by Switchhitter, Season.....	137	Roy Cullenbine.....	1947
Most Walks by Rookie, Season.....	103	Lu Blue.....	1921
Most Consecutive Walks.....	7	Billy Rogell.....	8/17-8/19/1938
Most Consecutive Games, One-or-More Walks.....	22	Roy Cullenbine.....	7/2-7/22/1947
Most Walks, Nine-Inning Game.....	5	Kid Elberfeld.....	8/1/1902 vs. WAS
		Jo-Jo White.....	4/18/1935 vs. CWS
		Billy Rogell.....	8/18/1938 vs. CWS
Most Intentional Walks, Career.....	160	Miguel Cabrera.....	2008-18
Most Intentional Walks, Season.....	32	Miguel Cabrera.....	2010
Most Intentional Walks, Game.....	3	Jerry Priddy.....	9/22/1951 vs. CLE
		Bill Freehan.....	6/2/1971 at MIN
		Miguel Cabrera.....	8/15/2010 at CWS
		Miguel Cabrera.....	4/25/2015 vs. CLE

STRIKEOUTS

Most Strikeouts, Career.....	1,189	Brandon Inge.....	2001-12
Most Strikeouts by Righthander, Season.....	182	Cecil Fielder.....	1990
Most Strikeouts by Lefthander, Season.....	174	Curtis Granderson.....	2006
Most Strikeouts by Switchhitter, Season.....	160	Jeimer Candelario.....	2018
Most Strikeouts by Rookie, Season.....	170	Austin Jackson.....	2010
Fewest Strikeouts, Season.....	13	George Cutshaw.....	1922
		Charlie Gehringer.....	1936
		Doc Cramer.....	1943
		George Kell.....	1949
		Harvey Kuenn.....	1954
Most Strikeouts, Nine-Inning Game.....	5	Chet Laabs.....	10/2/1938 at CLE
		Danny Bautista.....	5/28/1995 vs. CWS
		Craig Monroe.....	6/14/2007 vs. MIL

GROUNDING INTO DOUBLE PLAYS

Most Grounding into DP, Career.....	271	Al Kaline.....	1953-74
Most Grounding into DP by Righthander, Season.....	29	Jimmy Bloodworth.....	1943
Most Grounding into DP by Lefthander, Season.....	27	Rusty Staub.....	1977
Most Grounding into DP by Switchhitter, Season.....	23	Victor Martinez.....	2013
Most Grounding into DP by Rookie, Season.....	23	Dick Wakefield.....	1943
		Sam Vico.....	1948
Fewest Grounding into DP, Season.....	0	Dick McAuliffe.....	1968
Most Grounding into DP, Nine-Inning Game.....	4	Goose Goslin.....	4/28/1934 vs. CLE

SLUGGING PERCENTAGE

Highest Slugging Percentage, Career.....	616	Hank Greenberg.....	1930-46
Highest Slugging Percentage by Righthander, Season.....	683	Hank Greenberg.....	1938
Highest Slugging Percentage by Lefthander, Season.....	662	Norm Cash.....	1961
Highest Slugging Percentage by Switchhitter, Season.....	565	Victor Martinez.....	2014
Highest Slugging Percentage by Rookie, Season.....	580	Dale Alexander.....	1929

ON-BASE PERCENTAGE

Highest On-Base Percentage, Career.....	434	Ty Cobb.....	1905-26
Highest On-Base Percentage by Righthander, Season.....	481	Harry Heilmann.....	1923
Highest On-Base Percentage by Lefthander, Season.....	487	Norm Cash.....	1961
Highest On-Base Percentage by Switchhitter, Season.....	443	Tony Phillips.....	1993
Highest On-Base Percentage by Rookie, Season.....	416	Lu Blue.....	1921



CLUB BATTING

BATTING AVERAGE

Highest Average, Season3161921
Most Players Batting .300 or Over, Season (Min. 400 AB)51921, 1922, 1929, 1934, 2013
Lowest Average, Season2311904

AT-BATS

Most At-Bats, Season5,7572007
Fewest At-Bats, Season3,6001981
Fewest At-Bats, Nine-Inning Game204/27/1915 vs. STL

RUNS SCORED

Most Runs, Season9581934
Fewest Runs, Season4271981
Most Runs, Month2238/1937
Most Runs, April1691993
Most Runs, May2201921
Most Runs, June2151935
Most Runs, July2141927
Most Runs, August2231937
Most Runs, September1891923
Most Runs, September/October2541923
Most Runs, Game219/15/1901 vs. CLE (8 inn.) 7/17/1908 at PHI 7/25/1920 vs. STL 7/1/1936 at CWS

Most Runs, Extra-Inning Game169/14/1998 vs. CWS (12 inn.)
Most Runs, Doubleheader368/14/1937; 16-1, 20-7 vs. STL
Most Runs, Shutout Game219/15/1901 vs. CLE (8 inn.)
Most Runs by Tigers in a Loss, Nine-Inning Game159/9/1921 at CWS
Most Runs by Tigers in a Loss, Extra-Inning Game169/14/1998 vs. CWS (12 inn.)
Most Runs by Both Clubs, Game359/9/1921; DET 15 at CWS 20 4/24/1996; DET 11 vs. MIN 24
Most Runs, Inning136/17/1925 at NYY (6th) 8/8/2001 at TEX (9th) 6/17/1925 at NYY (6th)
Most Runs, Start of an Inning, None Out116/17/1925 at NYY (6th)

HITS

Most Hits, Season1,7241921
Fewest Hits, Season9221981
Most Players with 200-or-More Hits, Season41937
Most Games Held Hitless, Season21967, 1973
Most Hits, Nine-Inning Game277/17/1908 at PHA 9/29/1928 vs. NYY 5/27/2004 at KC
Most Hits by Both Clubs, Nine-Inning Game449/29/1928; DET 27 vs. NYY 17
Most Hits by Pinch-Hitters, Game44/22/1953 vs. CWS
Most Consecutive Hits, Game109/20/1983 vs. BAL. (1st, 1BB)
Fewest Hits, Game014 times (last, 9/29/2013 at MIA)
Most Players with Four-or-More Hits, Nine-Inning Game3many times (last, 5/27/2004 at KC)

EXTRA-BASE HITS

Most Extra-Base Hits, Season5792007
Fewest Extra-Base Hits, Season2101918

TOTAL BASES

Most Total Bases, Season2,6352007
Fewest Total Bases, Season1,3231981

SINGLES

Most Singles, Season1,2981921
Fewest Singles, Season6461994
Most Singles, Game216/13/1934 at BOS 7/1/1936 at CWS

DOUBLES

Most Doubles, Season3522007
Fewest Doubles, Season1411902, 1918
Most Doubles, Game107/14/1934 vs. NYY 7/10/1935 at WAS

TRIPLES

Most Triples, Season1011913
Fewest Triples, Season161992
Most Triples, Game66/17/1922 vs. NYY

HOME RUNS

Most Home Runs, Season2251987
Fewest Home Runs, Season101906
Most Home Runs, April411996
Most Home Runs, May441962, 1994
Most Home Runs, June481987
Most Home Runs, July451973
Most Home Runs, August491937
Most Home Runs, September451999
Most Home Runs at Home, Season1251987
Most Home Runs on the Road, Season1222006
Most Lead Off Home Runs, Season82007, 2009, 2016
Most Extra-Inning Home Runs, Season71960, 1966, 1984
Most Inside-the-Park Home Runs, Season171901, 1909
Most Home Runs by Pinch-Hitters, Season81971
Most Home Runs by Pitchers, Season81957
Most Players with 40 or More Home Runs, Season21961



TIGERS RECORD BOOK

Most Home Runs, Game	8	twice (last, 6/18/2006 at CHC)
Most Home Runs by Both Clubs, Game	12	twice (last, 7/2/2002; DET 6 at CWS 6)
Most Home Runs, Start of Game	2	8/5/1986 vs. CLE 6/3/2002 vs. BOS 9/28/2004 vs. CWS
Most Consecutive Games with a Home Run	25	5/25-6/19/1994
Most Home Runs, Two Consecutive Games	12	4/5-4/6/2006
Most Home Runs, Three Consecutive Games	15	4/3-4/6/2006
Most Home Runs, Inning	4	6/23/1950 vs. NYY (4th) 7/29/1974 at CLE (1st) 9/10/1986 vs. MIL (4th) 6/1/2013 at BAL (4th)
Most Home Runs by Both Clubs, Inning	5	6/23/1950; DET 4 vs. NYY 1
Most Consecutive Home Runs, Inning	3	14 times (last, 5/20/2017 vs. TEX)

GRAND SLAMS

Most Grand Slams, Season	10	1938
Most Grand Slams, Game	2	6/11/1954 at PHI 6/24/1968 at CLE 5/15/2009 vs. OAK
Most Grand Slams, Inning	1	Many times

RUNS BATTED IN (since 1920)

Most RBI, Season	873	1937
Fewest RBI, Season	403	1981

SACRIFICES

Most Sacrifice Hits, Season	257	1923
Fewest Sacrifice Hits, Season	11	2017
Most Sacrifice Hits, Game	7	8/24/1909 vs. PHA 9/17/1909 at PHA 7/7/1921 at CWS 6/8/1922 vs. PHI 7/29/1922 vs. PHI 9/25/1925 at BOS
Most Sacrifice Hits, Inning	3	7/12/1970 vs. BAL (2nd)
Most Sacrifice Flies, Season (since 1954)	61	2014
Fewest Sacrifice Flies, Season (since 1954)	27	2017
Most Sacrifice Flies, Game	4	6/10/1985 vs. BAL

HIT BY PITCH

Most Hit by Pitch, Season	82	1999
Fewest Hit by Pitch, Season	9	1945
Most Hit by Pitch, Game (since 1954)	5	8/11/1965 vs. KC

WALKS

Most Walks, Season	765	1993
Fewest Walks, Season	292	1903
Most Intentional Walks, Season (since 1954)	70	1971
Fewest Intentional Walks, Season (since 1954)	18	2018
Most Walks, Nine-Inning Game	18	5/9/1916 at PHI
Most Intentional Walks, Nine-Inning Game (since 1954)	4	six times, last, 8/15/2010 at CWS

STRIKEOUTS

Most Strikeouts, Season	1,341	2018
Fewest Strikeouts, Season	287	1902
Most Strikeouts, Nine-Inning Game	20	9/18/1996 vs. BOS 5/11/2016 at WSH
Most Strikeouts, Extra-Inning Game	21	9/18/1966 vs. CLE (10 inn.) 8/8/1991 vs. TOR (14 inn.) 4/17/2013 at SEA (14 inn.)
Most Strikeouts, Inning	4	5/14/1994 at CLE (9th) 7/21/1997 vs. CWS (7th) 8/15/1999 vs. ANA (1st) 8/25/2011 at TB (3rd) 9/8/1979 vs. NYY
Most Strikeouts by Pinch-Hitters, Nine-Inning Game	5	

GROUNDING INTO DOUBLE PLAYS

Most Grounding into DP, Season	164	1949
Fewest Grounding into DP, Season	81	1985

SLUGGING PERCENTAGE

Highest Slugging Percentage, Season	.458	2007
Lowest Slugging Percentage, Season	.292	1904

ON-BASE PERCENTAGE

Highest On-Base Percentage, Season	.385	1921
Lowest On-Base Percentage, Season	.282	1904

INDIVIDUAL BASERUNNING

STOLEN BASES

Most Stolen Bases, Career	865	Ty Cobb	1905-26
Most Stolen Bases, Season	96	Ty Cobb	1915
Most Stolen Bases by Rookie, Season	53	Donie Bush	1909
Most Consecutive Stolen Bases, No Caught Stealing	27	Ron LeFlore	1978
Most Stolen Bases, Game	5	Johnny Neun	7/29/1927 vs. NYY

STEALS OF HOME

Most Times Stole Home, Career	50	Ty Cobb	1905-26
Most Times Stole Home, Season	8	Ty Cobb	1912

CAUGHT STEALING

Most Caught Stealing, Season	38	Ty Cobb	1915
Most Caught Stealing by Rookie, Season	17	Lu Blue	1921



CLUB BASERUNNING

STOLEN BASES

Most Stolen Bases, Season	280	1909
Fewest Stolen Bases, Season	17	1972
Most Players with 20-or-More Stolen Bases, Season	6	1906, 1910, 1911, 1914

CAUGHT STEALING

Most Caught Stealing, Season	154	1914
Fewest Caught Stealing, Season	17	1959
Most Caught Stealing, Inning	3	8/3/1914 vs. NYY (2nd)

LEFT ON BASE

Most Left On Base, Season	1,312	1993
Fewest Left On Base, Season	791	1981

INDIVIDUAL PITCHING

GAMES WON

Most Games Won, Career	222	Hooks Daus	1912-26
Most Games Won by Righthander, Season	31	Denny McLain	1968
Most Games Won by Lefthander, Season	29	Hal Newhouser	1944
Most Games Won as Relief Pitcher, Season	17	John Hiller	1974
Most Games Won by Rookie, Season	24	Ed Summers	1908
Most Games Won by Rookie in Relief, Season	11	Mike Henneman	1987
Most Years Winning 20-or-More Games	5	George Mullin	1902-13
Most Consecutive Games Won, Season	16	Schoolboy Rowe	6/15-8/26/1934
Most Consecutive Starts Won, Season	12	Justin Verlander	7/21-9/18/2011
Most Consecutive Home Wins, Start of Season	9	Brian Moehler	4/19-7/16/1998

GAMES LOST

Most Games Lost, Career	182	Hooks Daus	1912-26
Most Games Lost by Righthander, Season	23	George Mullin	1904
Most Games Lost by Lefthander, Season	21	Mickey Lolich	1974
Most Games Lost as Reliever, Season	14	Mike Maroth	2003
Most Games Lost by Rookie, Season	19	John Hiller	1974
Most Games Lost by Rookie Reliever, Season	8	Jeremy Bonderman	2003
Most Consecutive Games Lost, Season	10	Jim Middleton	1921
		Mickey Lolich	5/23-7/23/1967
		Mike Moore	6/29-8/31/1995

WINNING PERCENTAGE

Highest Winning Percentage, Career (min. 100 decisions)	701	Max Scherzer (82-35)	2010-14
Highest Winning Percentage by Righthander, Season	875	Max Scherzer (21-3)	2013
Highest Winning Percentage by Lefthander, Season	763	Hal Newhouser (29-9)	1944
Highest Winning Percentage by Rookie, Season	733	George Gill (11-4)	1937
		Eric King (11-4)	1986

EARNED RUN AVERAGE

Lowest ERA by Righthander, Season	1.64	Ed Summers	1908
Lowest ERA by Lefthander, Season	1.71	Ed Killian	1909
Lowest ERA by Rookie, Season	1.64	Ed Summers	1908

GAMES PITCHED

Most Games Pitched, Career	545	John Hiller	1965-70, 1972-80
Most Seasons as a Tigers Pitcher	16	Tommy Bridges	1930-43, 1945-46
Most Games Pitched by Righthander, Season	75	Jose Valverde	2011
Most Games Pitched by Lefthander, Season	88	Mike Myers	1997
		Sean Runyan	1998
Most Games Pitched by Rookie, Season	88	Sean Runyan	1998

GAMES STARTED

Most Games Started, Career	459	Mickey Lolich	1963-75
Most Games Started by Righthander, Season	44	George Mullin	1904
Most Games Started by Lefthander, Season	45	Mickey Lolich	1971
Most Games Started by Rookie, Season	37	Herm Pilette	1922
Most Games Started, None Complete, Season	34	Mike Maroth	2005
		Jeremy Bonderman	2006
		Justin Verlander	2013
		Adam Bernero	6/15/2002-5/25/2003
Most Consecutive Games Started, No Victories	17		

COMPLETE GAMES

Most Complete Games, Career	336	George Mullin	1902-13
Most Complete Games by Righthander, Season	42	George Mullin	1904
Most Complete Games by Lefthander, Season	33	Ed Killian	1905
Most Complete Games by Rookie, Season	35	Roscoe Miller	1901

SHUTOUTS

Most Shutouts, Career	39	Mickey Lolich	1963-75
Most Shutouts Losses, Career	36	Mickey Lolich	1963-75
Most Shutouts by Righthander, Season	9	Denny McLain	1969
Most Shutouts by Lefthander, Season	8	Ed Killian	1905
		Hal Newhouser	1945
Most Shutouts by Rookie, Season	5	Ed Summers	1908
Most Shutout Losses, Season	7	Wild Bill Donovan	1903
		Mickey Lolich	1975
Longest Shutout	18 inn.	Ed Summers	7/16/1909 vs. WAS (0-0 tie)

SAVES (since 1969)

Most Saves, Career	235	Todd Jones	1997-2001, 2006-08
Most Saves by Righthander, Season	49	Jose Valverde	2011
Most Saves by Lefthander, Season	38	John Hiller	1973
Most Saves by Rookie, Season	14	Chuck Seelbach	1972



TIGERS RECORD BOOK

Most Saves, Consecutive, Season.....	49	Jose Valverde.....	4/3-9/28/2011
Most Consecutive Appearances with a Save.....	10	John Hiller.....	6/26-7/10/1973
		Todd Jones.....	5/10-5/27/2006
		Jose Valverde.....	7/24-8/13/2011

INNINGS PITCHED

Most Innings Pitched, Career.....	3,394.0	George Mullin.....	1902-13
Most Innings Pitched by Righthander, Season.....	382.1	George Mullin.....	1904
Most Innings Pitched by Lefthander, Season.....	376.0	Mickey Lolich.....	1971
Most Innings Pitched by Rookie, Season.....	332.0	Roscoe Miller.....	1901

HITS ALLOWED

Most Hits Allowed, Career.....	3,407	Hooks Dauss.....	1912-26
Most Hits Allowed by Righthander, Season.....	346	George Mullin.....	1907
Most Hits Allowed by Lefthander, Season.....	336	Mickey Lolich.....	1971
Most Hits Allowed by Rookie, Season.....	339	Roscoe Miller.....	1901
Most Hits Allowed, Game.....	26	Aloysius Travers.....	5/18/1912 at PHI

RUNS ALLOWED

Most Runs Allowed, Career.....	1,594	Hooks Dauss.....	1912-26
Most Runs Allowed by Righthander, Season.....	168	Roscoe Miller.....	1901
Most Runs Allowed by Lefthander, Season.....	166	Ed Siever.....	1901
Most Runs Allowed by Rookie, Season.....	168	Roscoe Miller.....	1901
Most Runs Allowed, Game.....	24	Aloysius Travers.....	5/18/1912 at PHI
Most Runs Allowed, Inning.....	11	Vic Sorrell.....	7/26/1928 vs. NYY (12th)

EARNED RUNS ALLOWED

Most Earned Runs Allowed, Career.....	1,289	Mickey Lolich.....	1963-75
Most Earned Runs Allowed by Righthander, Season.....	137	Joe Coleman.....	1974
Most Earned Runs Allowed by Lefthander, Season.....	142	Mickey Lolich.....	1974
Most Earned Runs Allowed by Rookie, Season.....	109	Roscoe Miller.....	1901

SINGLES ALLOWED

Most Singles Allowed, Game.....	18	Ed Lafitte.....	5/22/1911 vs. WSH
Most Singles Allowed, Inning.....	10	Elden Auker.....	9/29/1935 at CWS (2nd)

DOUBLES ALLOWED

Most Doubles Allowed, Game.....	8	Edward LaFitte.....	10/8/1911 at STL
		Skinny Graham.....	7/21/1929 vs. PHI
		Earl Whitehill.....	4/21/1929 at STL

TRIPLES ALLOWED

Most Triples Allowed, Game.....	6	Aloysius Travers.....	5/18/1912 at PHI
Most Triples Allowed, Inning.....	4	Firpo Marberry.....	5/6/1934 at BOS (4th)

HOME RUNS ALLOWED

Most Home Runs Allowed, Career.....	329	Mickey Lolich.....	1963-75
Most Home Runs Allowed by Righthander, Season.....	42	Denny McLain.....	1966
Most Home Runs Allowed by Lefthander, Season.....	38	Mickey Lolich.....	1974
Most Home Runs Allowed by Rookie, Season.....	29	Jerry Ujdur.....	1982
Most Home Runs Allowed, Game.....	5	Don Mossi.....	6/23/1961 at CLE

Most Grand Slams Allowed, Game.....	2	Jeff Weaver.....	7/24/1999 vs. BOS
		Nate Robertson.....	8/20/2008 at TEX
		Shane Greene.....	5/30/2015 at LAA
		Anibal Sanchez.....	8/6/2017 at BAL
		Jack Morris.....	8/7/1984 at BOS
		Daniel Schlereth.....	6/28/2011 vs. NYM
		Justin Verlander.....	6/16/2016 vs. CLE (5th)

HIT BATSMEN

Most Hit Batsmen, Career.....	121	Hooks Dauss.....	1912-26
Most Hit Batsmen by Righthander, Season.....	23	Howard Ehmke.....	1922
Most Hit Batsmen by Lefthander, Season.....	20	Harry Coveleski.....	1915
Most Hit Batsmen by Rookie, Season.....	20	Ed Summers.....	1908
Most Hit Batsmen, Game.....	4	Earl Whitehill.....	4/16/1924 vs. CLE
		Frank Lary.....	7/21/1960 vs. WAS
Most Hit Batsmen, Inning.....	2	Many pitchers... (last, Louis Coleman, 9/11/2018 vs. HOU, 7th)	

WALKS

Most Walks, Career.....	1,227	Hal Newhouser.....	1939-53
Most Walks by Righthander, Season.....	158	Joe Coleman.....	1974
Most Walks by Lefthander, Season.....	137	Hal Newhouser.....	1941
Most Walks by Rookie, Season.....	108	Tommy Bridges.....	1931
		Rufe Gentry.....	1944
		John Hiller.....	1974
Most Intentional Walks, Season (since 1955).....	19		

STRIKEOUTS

Most Strikeouts, Career.....	2,679	Mickey Lolich.....	1963-75
Most Strikeouts by Righthander, Season.....	280	Denny McLain.....	1968
Most Strikeouts by Lefthander, Season.....	308	Mickey Lolich.....	1971
Most Strikeouts by Rookie Righthander, Season.....	132	Michael Fulmer.....	2016
Most Strikeouts by Rookie Lefthander, Season.....	156	Les Cain.....	1970
Most Strikeouts, Nine-Inning Game.....	17	Anibal Sanchez.....	4/26/2013 vs. ATL
Most Strikeouts by Reliever, Game.....	14	Denny McLain.....	6/15/1965 vs. BOS
Most Strikeouts, Inning.....	3	Many pitchers... (last, Spencer Turnbull, 9/30/2018 at MIL, 5th)	
Most Consecutive Strikeouts, Game.....	9	Doug Fister.....	9/27/2012 vs. KC
Most Consecutive Strikeouts by Reliever, Game.....	7	Denny McLain.....	6/15/1965 vs. BOS
Most Consecutive Strikeouts from Start of Game.....	6	John Hiller.....	8/6/1968 vs. CLE
Most Strikeouts Per Nine Innings, Career (min. 1,500 IP).....	8.51	Justin Verlander.....	2005-17

WILD PITCHES

Most Wild Pitches, Career.....	155	Jack Morris.....	1977-90
Most Wild Pitches by Righthander, Season.....	24	Jack Morris.....	1987
Most Wild Pitches by Lefthander, Season.....	14	Mickey Lolich.....	1969, 1970
Most Wild Pitches by Rookie, Season.....	13	George Mullin.....	1902
Most Wild Pitches, Game.....	5	Charles Wheatley.....	9/27/1912 at CLE
		Jack Morris.....	8/3/1987 vs. KC



BALKS

Most Balks, Career.....	23	Jack Morris.....	1977-90
Most Balks, Season.....	11	Jack Morris.....	1988
Most Balks, Game.....	3	Many pitchers ... (last, Don Heinkel, 5/3/1988 vs. OAK)	
Most Balks, Inning.....	3	Don Heinkel.....	5/3/1988 vs. OAK (6th)

CLUB PITCHING

EARNED RUN AVERAGE

Lowest ERA, Season.....	2.26	1909
Highest ERA, Season.....	6.38	1996

COMPLETE GAMES

Most Complete Games, Season.....	143	1904
Fewest Complete Games, Season.....	0	2018

SHUTOUTS

Most Shutouts, Season.....	20	1917, 1944, 1969
Fewest Shutouts, Season.....	1	1994
Most Consecutive Shutouts, Season.....	3	7/26-7/29/1910, 7/30-7/31/1949
Most Consecutive Shutout Innings, Season.....	30	1910, 1917

SAVES (since 1969)

Most Saves, Season.....	52	2011
Fewest Saves, Season.....	15	1974

INNINGS PITCHED

Most Innings Pitched, Season.....	1489.2	1968
Fewest Innings Pitched, Season.....	969.1	1981
Most Pitchers with 300-or-More Innings, Season.....	2	1903, 1904, 1905, 1907, 1914, 1915, 1944

HITS ALLOWED

Most Hits Allowed, Season.....	1,699	1996
Fewest Hits Allowed, Season.....	840	1981
Most Hits Allowed, Nine-Inning Game.....	27	6/18/1953 at BOS
Most Hits Allowed, Inning.....	14	6/18/1953 at BOS (7th)
Most No-Hit Games, Season.....	2	1952

RUNS ALLOWED

Most Runs Allowed, Season.....	1,103	1996
Fewest Runs Allowed, Season.....	404	1981
Most Runs Allowed, Game.....	26	9/9/2004 vs. KC
Most Runs Allowed, Extra-Inning Game.....	17	9/14/1998 vs. CWS (12 inn.)
Most Runs Allowed, Inning.....	17	6/18/1953 at BOS (7th)

EARNED RUNS ALLOWED

Most Earned Runs Allowed, Season.....	1,015	1996
Fewest Earned Runs Allowed, Season.....	355	1907
Most Earned Runs Allowed, Game.....	24	9/9/2004 vs. KC
Most Earned Runs Allowed, Extra-Inning Game.....	15	three times (last, 5/8/2004 at TEX, 10 inn.)
Most Earned Runs Allowed, Inning.....	17	6/18/1953 at BOS (7th)

SINGLES, DOUBLES, TRIPLES ALLOWED

Most Singles Allowed, Nine-Inning Game.....	24	6/18/1953 at BOS
Most Doubles Allowed, Nine-Inning Game.....	12	7/29/1990 vs. BOS
Most Triples Allowed, Nine-Inning Game.....	6	5/18/1912 at PHI

HOME RUNS ALLOWED

Most Home Runs Allowed, Season.....	241	1996
Fewest Home Runs Allowed, Season.....	8	1907
Most Home Runs Allowed at Home, Season (since 1954).....	130	1996
Fewest Home Runs Allowed at Home, Season (since 1954).....	44	1981
Most Home Runs Allowed on the Road, Season (since 1954).....	117	2018
Fewest Home Runs Allowed on the Road, Season (since 1954).....	34	1972
Most Grand Slams Allowed, Season.....	14	1996
Most Home Runs Allowed, Game.....	8	9/4/2013 at BOS
Most Home Runs Allowed, Extra-Inning Game.....	6	6/23/1946 vs. NYY (11 inn.)
Most Home Runs Allowed, Inning.....	4	twice (last, 6/26/2016 vs. CLE, 5th)
Most Home Runs Allowed with Two Outs, Inning.....	4	7/18/1998 vs. BOS (4th)

HIT BATSMEN

Most Hit Batsmen, Season.....	84	1922
Fewest Hit Batsmen, Season.....	11	1946

WALKS

Most Walks, Season.....	784	1996
Fewest Walks, Season.....	313	1901
Most Walks, Extra-Inning Game.....	18	9/17/1920 vs. BOS (12 inn.)
Most Intentional Walks, Game.....	5	five times (last, 8/10/2014 at TOR, 19 inn.)

STRIKEOUTS

Most Strikeouts, Season.....	1,428	2013
Fewest Strikeouts, Season.....	245	1902

WILD PITCHES

Most Wild Pitches, Season.....	82	1996
Fewest Wild Pitches, Season.....	13	1924
Most Wild Pitches, Game.....	5	5/1/1970 at CWS 8/3/1987 vs. KC (10 inn.) 9/27/1912 at CLE

BALKS

Most Balks, Season.....	27	1988
Fewest Balks, Season.....	0	nine times (last, 1998)

SACRIFICE FLIES

Most Sacrifice Flies Allowed, Season (since 1954).....	72	1996
Fewest Sacrifice Flies Allowed, Season (since 1954).....	17	1968



INDIVIDUAL FIELDING

FIRST BASEMEN

Highest Fielding Percentage, Career	994	Miguel Cabrera	2008-18
Highest Fielding Percentage, Season	999	Miguel Cabrera	2017
Most Total Chances, Season	1,712	Jason Thompson	1977
Most Putouts, Season	1,599	Jason Thompson	1977
Most Assists, Season	149	Rudy York	1943
Fewest Errors, Season	1	Miguel Cabrera	2017
Most Errors, Season	31	Harry Heilmann	1919
Most Double Plays, Season	163	Rudy York	1944

SECOND BASEMEN

Highest Fielding Percentage, Career	984	Lou Whitaker	1977-95
Highest Fielding Percentage, Season	1,000	Placido Polanco	2007
Most Total Chances, Season	1,001	Jerry Priddy	1950
Most Putouts, Season	440	Jerry Priddy	1950
Most Assists, Season	542	Charlie Gehringer	1933
		Jerry Priddy	1950
Fewest Errors, Season	0	Placido Polanco	2007
Most Errors, Season	64	Kid Gleason	1901
Most Double Plays, Season	150	Jerry Priddy	1950

THIRD BASEMEN

Highest Fielding Percentage, Career	968	Don Wert	1963-70
Highest Fielding Percentage, Season	987	Aurelio Rodriguez	1978
Most Total Chances, Season	615	Ossie Vitt	1916
Most Putouts, Season	208	Ossie Vitt	1916
Most Assists, Season	398	Brandon Inge	2006
Most Putouts, Nine-Inning Game	7	Mike Higgins	8/25/1943 vs. NYY
Fewest Errors, Season	4	Aurelio Rodriguez	1978
Most Errors, Season	58	Doc Casey	1901
Most Double Plays, Season	42	Brandon Inge	2005

SHORTSTOPS

Highest Fielding Percentage, Career	977	Alan Trammell	1977-96
Highest Fielding Percentage, Season	991	José Iglesias	2016
Most Total Chances, Season	1,027	Donie Bush	1914
Most Putouts, Season	425	Donie Bush	1914
Most Assists, Season	567	Donie Bush	1909
Fewest Errors, Season	5	José Iglesias	2016
Most Errors, Season	76	Kid Elbertfeld	1901
Most Errors, Nine-Inning Game	5	Donie Bush	8/25/1911 vs. WAS
Most Double Plays, Season	126	Johnny Lipon	1950

OUTFIELDERS

Highest Fielding Percentage, Career	991	Mickey Stanley	1964-78
Highest Fielding Percentage, Season	1,000	Mickey Stanley	1968, 1970
		Al Kaline	1971
Most Total Chances, Season	461	Bill Tuttle	1955
Most Putouts, Season	442	Bill Tuttle	1955
Most Assists, Season	31	Jimmy Barrett	1901
		Harry Heilmann	1924
Fewest Errors, Season	0	Mickey Stanley	1968, 1970
		Al Kaline	1971
Most Errors, Season	31	Roy C. Johnson	1929

CATCHERS

Highest Fielding Percentage, Career	993	Bill Freehan	1961, 1963-76
Highest Fielding Percentage, Season	1,000	James McCann	2015
Most Assists, Season	212	Oscar Stangne	1911
Fewest Errors, Season	0	James McCann	2015
Most Errors, Season	41	Oscar Stangne	1911
Fewest Passed Balls, Season	0	Milt May	1977
		John Flaherty	1995
Most Passed Balls, Season	21	Lance Parrish	1979

* - Season records based upon a minimum of 108 games; Career records based upon a minimum of 1,000 games

CLUB FIELDING

FIELDING PERCENTAGE

Highest Fielding Percentage, Season	987	2013, 2016
Lowest Fielding Percentage, Season	930	1901

PUTOUTS

Most Putouts, Season	4,463	1968
Fewest Putouts, Season	2,908	1981

ASSISTS

Most Assists, Season	2,285	1912
Fewest Assists, Season	1,261	1994
Most Assists, Extra-Inning Game	38	7/21/1945 at PHI (24 inn.)

TOTAL CHANCES

Most Chances, Season	6,780	1914
Fewest Chances, Season	4,238	1981

ERRORS

Most Errors, Season	410	1901
Fewest Errors, Season	67	1981
Most Errorless Games, Season	103	2009, 2013, 2016
Most Consecutive Errorless Games, Season	12	1963

TIGERS RECORD BOOK



Most Errors, Nine-Inning Game.....	12	5/1/1901 at CWS 5/6/1903 at CWS
PASSED BALLS		
Most Passed Balls, Season.....	30	2001
Fewest Passed Balls, Season.....	3	1995
DOUBLE PLAYS		
Most Double Plays, Season.....	194	1950, 2003
Fewest Double Plays, Season.....	77	1918
TRIPLE PLAYS		
Most Triple Plays, Season.....	3	1911
PITCHER PICK-OFFS (since 1974)		
Most Pitcher Pick-offs, Season.....	25	1991
Fewest Pitcher Pick-offs, Season.....	3	1977
CATCHER PICK-OFFS (since 1974)		
Most Catcher Pick-offs, Season.....	7	2005
Fewest Catcher Pick-offs, Season.....	0	13 times (last, 2013)
CLUB MISCELLANEOUS		
GAMES PLAYED		
Most Games Played, Season.....	164	1968
Fewest Games Played, Season.....	109	1981
Most One-Run Games Played, Season.....	65	1971
LENGTH OF GAMES		
Longest Game, Innings.....	24	7/21/1945 at PHI (1-1 tie)
Longest Nine-Inning Game, Time.....	4:20	4/5/1997 at CWS
Longest Extra-Inning Game, Time.....	7:00	6/24/1962 vs. NYY (22 inn.)
Longest Nine-Inning Night Game, Time.....	4:12	9/15/1993 vs. TOR
Longest Doubleheader, 18 Innings.....	7:00	4/25/2018 at PIT
Longest Doubleheader, More than 18 Innings.....	9:05	6/17/1967 vs. KC (28 inn.)
GAMES WON		
Most Games Won, Season.....	104	1984
Fewest Games Won, Season.....	43	2003
Most Games Won at Home, Season.....	57	1909
Fewest Games Won at Home, Season.....	23	2003
Most Games Won on Road, Season.....	51	1961, 1984
Fewest Games Won on Road, Season.....	17	1902
Most Games Won, One Month.....	23	7/1908, 8/1915, 8/1934, 8/1935
Most Consecutive Games Won, Season.....	14	1909 (8/19-9/2), 1934 (7/31-8/14)
Most Consecutive Games Won, Start of Season.....	9	1984 (4/3-4/18)
Most Consecutive Home Games Won, Season.....	17	1909 (8/19-9/7)
Most Consecutive Road Games Won, Season.....	17	1984 (4/3-5/24)
Most Consecutive Road Games Won, Two Seasons.....	21	1983-84 (9/18-5/24)
Most One-Run Games Won, Season.....	35	1968
Most 1-0 Games Won, Season.....	9	1908
GAMES LOST		
Most Games Lost, Season.....	119	2003
Fewest Games Lost, Season.....	53	1934
Most Games Lost at Home, Season.....	58	2003
Fewest Games Lost at Home, Season.....	19	1909
Most Games Lost on Road, Season.....	61	2003
Fewest Games Lost on Road, Season.....	28	1915
Most Games Lost, One Month.....	24	6/1975
Most Consecutive Games Lost, Season.....	19	1975 (7/29-8/15)
Most Consecutive Games Lost, Start of Season.....	13	1920 (4/14-5/2)
Most Consecutive Home Games Lost, Season.....	17	1996 (8/31-9/29)
Most Consecutive Road Games Lost, Season.....	13	1902 (6/2-7/15)
Most Shutout Losses, Season.....	22	1904
Most One-Run Games Lost, Season.....	35	1952
Most 1-0 Games Lost, Season.....	7	1903, 1943
WINNING PERCENTAGE		
Highest Winning Percentage, Season.....	656	1934 (101-53)
Lowest Winning Percentage, Season.....	265	2003 (43-119)
Highest Winning Percentage at Home, Season.....	750	1909 (57-19)
Lowest Winning Percentage at Home, Season.....	284	2003 (23-58)
Highest Winning Percentage on Road, Season.....	638	1984 (51-29)
Lowest Winning Percentage on Road, Season.....	234	1952 (18-59)
Highest Winning Percentage, One Month.....	900	4/1984 (18-2)
PLAYERS USED		
Most Players Used, Season.....	57	2002
Fewest Players Used, Season.....	24	1906, 1907
Most Pitchers Used, Extra-Inning Game.....	10	9/14/1998 vs. CWS (12 inn.)
	10	9/8/2015 vs. TB (13 inn.)
Most Pitchers Used, Both Clubs, Extra-Inning Game.....	18	9/14/1998 vs. CWS (12 inn.)
Most Pinch-Hitters Used, Inning.....	6	9/5/1971 at NYY (7th)



TIGERS RECORD BOOK

INDIVIDUAL BATTING AT COMERICA PARK

BATTING AVERAGE

Highest Average, Career (min. 1,000 at-bats).....	331	Miguel Cabrera.....	2004-18
Highest Average, Season (min. 100 at-bats).....	389	Magglio Ordoñez.....	2007
Highest Average, Rookie (min. 100 at-bats).....	310	Austin Jackson.....	2010

GAMES PLAYED

Most Games Played, Career.....	783	Miguel Cabrera.....	2004-18
Most Games Played, Season.....	81	Miguel Cabrera.....	2011
		Prince Fielder.....	2012
		Prince Fielder.....	2013
		Ian Kinsler.....	2014
		J.D. Martinez.....	2015
Most Games Played, Rookie.....	77	Nicholas Castellanos.....	2014

AT-BATS

Most At-Bats, Career.....	2,842	Miguel Cabrera.....	2004-18
Most At-Bats, Season.....	328	Ian Kinsler.....	2014
Most At-Bats by Rookie, Season.....	297	Austin Jackson.....	2010
Most At-Bats, Game.....	8 (six times)	last, Ian Kinsler.....	5/16/2017 vs. BAL (13 inn.)

RUNS SCORED

Most Runs, Career.....	500	Miguel Cabrera.....	2004-18
Most Runs, Season.....	66	Miguel Cabrera.....	2012
Most Runs by Rookie, Season.....	52	Austin Jackson.....	2010
Most Runs, Nine-Inning Game.....	6	Joe Randa (KC).....	9/9/2004 vs. KC
Most Consecutive Games with a Run Scored.....	13	Ian Kinsler.....	4/24-5/22/2016

HITS

Most Hits, Career.....	942	Miguel Cabrera.....	2004-18
Most Hits, Season.....	110	Magglio Ordoñez.....	2007
Most Hits by Rookie, Season.....	92	Austin Jackson.....	2010
Most Hits, Nine-Inning Game.....	6	Joe Randa (KC).....	9/9/2004 vs. KC
		Alex Rios (CWS).....	7/9/2013 vs. CWS
Longest Hitting Streak, Season.....	21	Edgar Rentería.....	6/11-8/15/2008
Most Consecutive Games with Multiple Hits.....	7	Neil Walker (PIT-NYM).....	5/27/2013-8/6/2016

EXTRA-BASE HITS

Most Extra-Base Hits, Career.....	373	Miguel Cabrera.....	2004-18
Most Extra-Base Hits, Season.....	50	Miguel Cabrera.....	2012
Most Extra-Base Hits by Rookie, Season.....	26	Brennan Boesch.....	2010
Most Extra-Base Hits, Game.....	5	Jose Ramirez (CLE).....	9/3/2017 vs. CLE
Most Consecutive Games with an Extra-Base Hit.....	9	Brian Daubach (BOS).....	9/16/2000-6/5/2002
		Jose Ramirez (CLE).....	5/3/2017-5/15/2018

TOTAL BASES

Most Total Bases, Career.....	1,658	Miguel Cabrera.....	2004-18
Most Total Bases, Season.....	204	Miguel Cabrera.....	2012
Most Total Bases by Rookie, Season.....	118	Austin Jackson.....	2010
Most Total Bases, Game.....	15	Kendrys Morales (KC).....	9/20/2015 vs. KC

SINGLES

Most Singles, Career.....	569	Miguel Cabrera.....	2004-18
Most Singles, Season.....	77	Placido Polanco.....	2007
Most Singles by Rookie, Season.....	70	Austin Jackson.....	2010

DOUBLES

Most Doubles, Career.....	199	Miguel Cabrera.....	2004-18
Most Doubles, Season.....	31	Nicholas Castellanos.....	2018
Most Doubles by Rookie, Season.....	18	Austin Jackson.....	2010
Most Doubles, Game.....	3 (18 times)	last, Adam Jones (BAL).....	4/19/2018 vs. BAL
Most Consecutive Games with a Double.....	7	Brian Daubach (BOS).....	9/17/2000-6/5/2002

TRIPLES

Most Triples, Career.....	30	Curtis Granderson.....	2004-18
Most Triples, Season.....	10	Curtis Granderson.....	2007
Most Triples by Rookie, Season.....	4	Austin Jackson.....	2010
		Quintin Berry.....	2012
		James McCann.....	2015
Most Triples, Game.....	2 (17 times)	last, Jason Kipnis (CLE).....	6/24/2016 vs. CLE
Most Consecutive Games with a Triple.....	3	Ray Durham (CWS-OAK).....	7/14-8/24/2002
		Michael Cuddyer (MIN).....	7/24-9/13/2005

HOME RUNS

Most Home Runs, Career.....	169	Miguel Cabrera.....	2004-18
Most Home Runs, Season.....	28	Miguel Cabrera.....	2012
Most Home Runs by Rookie, Season.....	10	Craig Monroe.....	2003
Most Home Runs, Game.....	3	Dmitri Young.....	4/4/2005 vs. KC
		Miguel Cabrera.....	5/28/2010 vs. OAK
		Kendrys Morales (KC).....	9/20/2015 vs. KC
Most Consecutive Games with a Home Run.....	4	Jim Thome (CLE).....	5/28-7/27/2001
		Alex Rodriguez (TEX-NYY).....	8/18/2003-7/15/2004
		Craig Monroe.....	9/6-9/9/2004
		Jermaine Dye (CWS).....	7/25/2008-4/13/2009
		Delmon Young.....	7/5-7/8/2012
		Miguel Cabrera.....	9/4-9/19/2012
		Adam Dunn (CWS).....	4/22-7/30/2014

GRAND SLAMS

Most Grand Slams, Career.....	4	Brandon Inge.....	2001-11
		Marcus Thames.....	2004-09
Most Grand Slams, Season.....	2	Brandon Inge.....	2004
		Carlos Peña.....	2004
		Marcus Thames.....	2007
Most Grand Slams, Month.....	2	Brandon Inge.....	4/2004



RUNS BATTED IN

Most RBI, Career.....	574	Miguel Cabrera.....	2004-18
Most RBI, Season.....	75	Miguel Cabrera.....	2012
Most RBI by Rookie, Season.....	40	Brennan Boesch.....	2010
Most RBI, Game.....	7	Bobby Higginson.....	6/13/2000 vs. TOR

Mike Sweeney (KC).....	7/22/2004 vs. KC
Jack Cust (OAK).....	8/10/2007 vs. OAK
Brandon Moss (CLE).....	4/24/2015 vs. CLE
Avisail Garcia (CWS).....	9/14/2017 vs. CWS
Luis Alicaia (TEX-KC).....	5/29/2000-7/4/2001

Most Consecutive Games with an RBI.....	8
---	---

WALKS

Most Walks, Career.....	377	Miguel Cabrera.....	2004-18
Most Walks, Season.....	52	Miguel Cabrera.....	2010
Most Walks by Rookie, Season.....	26	Brennan Boesch, Austin Jackson.....	2010
Most Walks, Game.....	5	Kevin Youkilis (BOS).....	5/15/2010
Most Consecutive Games, One-or-More Walk.....	9	David Ortiz (BOS).....	8/17/2005-5/6/2008
		Logan Morrison (SEA-TB-MIN).....	7/23/2015-6/12/2018

STRIKEOUTS

Most Strikeouts, Career.....	562	Brandon Inge.....	2001-11
Most Strikeouts, Season.....	81	J.D. Martinez.....	2015
Most Strikeouts by Rookie, Season.....	72	Austin Jackson.....	2010
Most Strikeouts, Game.....	5	Mark Teixeira (TEX).....	8/18/2003 vs. TEX
		Craig Monroe.....	6/14/2007 vs. MIL
		Aaron Judge (NYY).....	6/4/2018 vs. NYY (Gm. 2)
		Carlos Peña (DET-TB).....	8/21/2005-8/28/2009

Most Consecutive Games, One-or-More Strikeout.....	26
--	----

CLUB BATTING AT COMERICA PARK

RUNS

Most Runs, Nine-Inning Game by Both Clubs.....	31	9/9/2004 vs. KC (KC 26, DET 5)
Most Runs, Nine-Inning Game by One Club.....	26	9/9/2004 vs. KC (KC)
Most Runs, Nine-Inning Game by Tigers.....	19	4/23/2008 vs. TEX

Fewest Runs, Nine-Inning Game by Both Clubs.....	1 (17 times)	last, 7/20/2018 (BOS 1, DET 0)
--	--------------	--------------------------------

HITS

Most Hits, Nine-Inning Game by Both Clubs.....	40	4/25/2017 vs. SEA (DET 24, SEA 16)
Most Hits, Nine-Inning Game by One Club.....	26	9/9/2004 vs. KC (KC)
Most Hits, Nine-Inning Game by Tigers.....	24	9/4/2011 vs. CWS

Most Hits, Extra-Inning Game by Both Clubs.....	38	5/16/2017 vs. BAL, 13 inn. (BAL 20, DET 18)
Most Hits, Extra-Inning Game by One Club.....	21	8/21/2004 vs. SEA, 11 inn. (SEA)

Most Hits, Extra-Inning Game by Tigers.....	21	9/25/2010 vs. MIN, 13 inn. (DET)
---	----	----------------------------------

Fewest Hits, Nine-Inning Game by Both Clubs.....	4	8/21/2007 vs. CLE (DET 3, CLE 1)
--	---	----------------------------------

Fewest Hits, Nine-Inning Game by One Club.....	0	6/12/2007 vs. MIL (MIL)
--	---	-------------------------

Fewest Hits, Nine-Inning Game by Tigers.....	1	5/2/2003 vs. TB
--	---	-----------------

		7/18/2015 vs. BAL
		9/21/2015 vs. CWS

EXTRA-BASE HITS

Most Extra Base Hits, Nine-Inning Game by Both Clubs.....	16	8/8/2004 vs. BOS (DET 8, BOS 8)
		6/2/2017 vs. CWS (DET 12, CWS 4)
		4/19/2018 vs. BAL (BAL 9, DET 7)

Most Extra Base Hits, Nine-Inning Game by One Club.....	12	8/17/2008 vs. BAL (BAL)
---	----	-------------------------

Most Extra Base Hits, Nine-Inning Game by Tigers.....	12	6/2/2017 vs. CWS (DET)
---	----	------------------------

HOME RUNS

Most Home Runs, Nine-Inning Game by Both Clubs.....	10	8/8/2004 vs. BOS (DET 7, BOS 3)
---	----	---------------------------------

Most Home Runs, Nine-Inning Game by One Club.....	7	8/8/2004 vs. BOS (DET)
---	---	------------------------

Most Home Runs, Nine-Inning Game by Tigers.....	7	9/11/2007 vs. TEX (TEX)
---	---	-------------------------

		8/8/2004 vs. BOS
--	--	------------------

SINGLES

Most Singles, Nine-Inning Game by Both Clubs.....	27	9/14/2017 vs. CWS (CWS 21, DET 6)
---	----	-----------------------------------

Most Singles, Nine-Inning Game by One Club.....	21	4/25/2017 vs. SEA (DET 14, SEA 13)
---	----	------------------------------------

Most Singles, Nine-Inning Game by Tigers.....	17	9/14/2017 vs. CWS (CWS)
---	----	-------------------------

		9/4/2011 vs. CWS
--	--	------------------

DOUBLES

Most Doubles, Nine-Inning Game by Both Clubs.....	11	6/2/2017 vs. CWS (DET 7, CWS 4)
---	----	---------------------------------

Most Doubles, Nine-Inning Game by One Club.....	7	eight times).....last, 9/6/2017 vs. KC (KC)
---	---	---

Most Doubles, Nine-Inning Game by Tigers.....	7	(five times).....last, 6/2/2017 vs. CWS
---	---	---

TRIPLES

Most Triples, Nine-Inning Game by Both Clubs.....	4	(seven times).....last, 6/16/2017 vs. TB (TB 3, DET 1)
---	---	--

Most Triples, Nine-Inning Game by One Club.....	4	6/24/16 vs. CLE (CLE)
---	---	-----------------------

Most Triples, Nine-Inning Game by Tigers.....	3	(six times).....last, 9/1/2012 vs. CLE
---	---	--

WALKS

Most Walks, Nine-Inning Game by Both Clubs.....	16	4/28/2001 vs. TB (TB 9, DET 7)
---	----	--------------------------------

Most Walks, Nine-Inning Game by One Club.....	10	(eight times).....last, 9/21/2017 vs. MIN (MIN)
---	----	---

Most Walks, Nine-Inning Game by Tigers.....	10	(five times).....last, 8/23/2010 vs. KC
---	----	---

STRIKEOUTS

Most Strikeouts, Nine-Inning Game by Both Clubs.....	25	8/13/2007 vs. OAK (DET 14, OAK 11)
--	----	------------------------------------

Most Strikeouts, Nine-Inning Game by One Club.....	18	4/26/2013 vs. ATL (ATL)
--	----	-------------------------

Most Strikeouts, Nine-Inning Game by Tigers.....	14	8/13/2007 vs. OAK
--	----	-------------------

		4/9/2017 vs. BOS
		6/8/2018 vs. CLE
		9/12/2018 vs. HOU



INDIVIDUAL BASERUNNING AT COMERICA PARK

STOLEN BASES

Most Stolen Bases, Career.....	43	Austin Jackson.....	2010-17
Most Stolen Bases, Season.....	36	Roger Cedeno.....	2001
Most Stolen Bases by Rookie, Season.....	13	Austin Jackson.....	2010
Most Consecutive Games, One-or-More Stolen Base.....	4	Roger Cedeno.....	7/8-7/19/2001
		Nook Logan.....	6/4-6/15/2005
		Emilio Bonifacio (KC).....	8/15-8/17/2013
		Rajai Davis.....	9/14-9/25/2014
		Cameron Maybin.....	5/16-5/20/2016
Most Stolen Bases, Game.....	4	Alex Sanchez.....	9/27/2003 vs. MIN

CAUGHT STEALING

Most Caught Stealing, Career.....	23	Brandon Inge.....	2001-13
Most Caught Stealing, Season.....	10	Alex Sanchez.....	2003
Most Caught Stealing by Rookie, Season.....	3	Andres Torres.....	2003
Most Caught Stealing, Game.....	2	Robert Fick.....	4/17/2001 vs. CWS
		Johnny Damon (BOS).....	8/8/2004 vs. BOS
		Juan Pierre (CWS).....	8/5/2010 vs. CWS
		Jimmy Paredes (HOU).....	5/15/2013 vs. HOU
		Steven Souza (TB).....	5/20/2016 vs. TB
Most Consecutive Games, One-or-More Caught Stealing.....	3	Alex Sanchez.....	5/12-5/16/2004
		Chone Figgins (LAA).....	5/4-9/2/2006

CLUB BASERUNNING AT COMERICA PARK

STOLEN BASES

Most Stolen Bases, Season.....	64	2001
Fewest Stolen Bases, Season.....	14	2013

CAUGHT STEALING

Most Caught Stealing, Season.....	37	2003
Fewest Caught Stealing, Season.....	9	2005, 2011

LEFT ON BASE

Most Left On Base, Season.....	616	2010
Fewest Left On Base, Season.....	515	2003

INDIVIDUAL PITCHING AT COMERICA PARK

GAMES WON

Most Games Won, Career.....	98	Justin Verlander (DET-HOU).....	2005-18
Most Games Won, Season.....	12	Justin Verlander.....	2010
		Max Scherzer.....	2013
Most Consecutive Games Won.....	9	Jeremy Bonderman.....	6/3/2006-6/9/2007
		Max Scherzer.....	7/27/2013-6/7/2014

GAMES LOST

Most Games Lost, Career.....	50	Justin Verlander.....	2005-18
Most Games Lost, Season.....	12	Mike Maroth.....	2003
Most Consecutive Games Lost.....	8	Jeremy Bonderman.....	8/4/2007-5/10/2008
		Fernando Rodney.....	4/2/2007-7/6/2009

EARNED RUN AVERAGE

Lowest ERA, Career (Minimum 125 IP).....	3.01	David Price (TB-DET-BOS).....	2008-18
Lowest ERA, Season (Minimum 75 IP).....	1.65	Justin Verlander.....	2012
Highest ERA, Career (Minimum 125 IP).....	5.99	Jordan Zimmermann.....	2016-18
Highest ERA, Season (Minimum 75 IP).....	6.66	Jordan Zimmermann.....	2017

GAMES PITCHED

Most Games Pitched, Career.....	188	Justin Verlander (DET-HOU).....	2005-18
Most Games Pitched, Season.....	43	Fernando Rodney.....	2009

GAMES STARTED

Most Games Started, Career.....	188	Justin Verlander (DET-HOU).....	2005-18
Most Games Started, Season.....	19	Jason Johnson.....	2004
		Justin Verlander.....	2016

COMPLETE GAMES

Most Complete Games, Career.....	10	Justin Verlander (DET-HOU).....	2005-18
Most Complete Games, Season.....	5	Steve Sparks.....	2001

SHUTOUTS

Most Shutouts, Career.....	4	Justin Verlander (DET-HOU).....	2005-18
Most Shutouts, Season.....	1 (36 times)	last, Matthew Boyd (DET).....	2017

SAVES

Most Saves, Career.....	70	Todd Jones.....	2000-08
Most Saves, Season.....	22	Fernando Rodney.....	2009
		Jose Valverde.....	2011

INNINGS PITCHED

Most Innings Pitched, Career.....	1256.2	Justin Verlander (DET-HOU).....	2005-18
Most Innings Pitched, Season.....	129.0	Justin Verlander.....	2016

RUNS ALLOWED

Most Runs Allowed, Career.....	502	Justin Verlander (DET-HOU).....	2005-18
Most Runs Allowed, Season.....	75	Mike Maroth.....	2005
Most Runs Allowed, Game.....	12	Dustin McGowan (TOR).....	8/21/2005

HITS ALLOWED

Most Hits Allowed, Career.....	1,067	Justin Verlander (DET-HOU).....	2005-18
Most Hits Allowed, Season.....	135	Mike Maroth.....	2005
Most Hits Allowed, Game.....	15	Alfredo Simon (DET).....	7/1/2015



DOUBLES ALLOWED

Most Doubles Allowed, Career.....	203	Justin Verlander (DET-HOU).....	2005-18
Most Doubles Allowed, Season.....	29	Jeff Weaver.....	2001
Most Doubles Allowed, Game.....	6	Jeremy Bonderman.....	5/20/2005 vs. ARI
		Jeff Francis (COL).....	6/15/2012 vs. COL
		Jordan Zimmermann.....	8/18/2017 vs. LAD

TRIPLES ALLOWED

Most Triples Allowed, Career.....	24	Justin Verlander (DET-HOU).....	2005-18
Most Triples Allowed, Season.....	6	Jeff Weaver.....	2001

HOME RUNS ALLOWED

Most Home Runs Allowed, Career.....	115	Justin Verlander (DET-HOU).....	2005-18
Most Home Runs Allowed, Season.....	20	Justin Verlander.....	2016
Most Home Runs Allowed, Game.....	6	Tim Wakefield (BOS).....	8/8/2004 vs. BOS

WALKS ALLOWED

Most Walks Allowed, Career.....	373	Justin Verlander (DET-HOU).....	2005-18
Most Walks Allowed, Season.....	43	Justin Verlander.....	2013
Most Walks Allowed, Game.....	8	Daisuke Matsuzaka (BOS).....	5/5/2008 vs. BOS
		Ricky Romero (TOR).....	8/21/2012 vs. TOR

STRIKEOUTS

Most Strikeouts, Career.....	1,164	Justin Verlander (DET-HOU).....	2005-18
Most Strikeouts, Season.....	151	Justin Verlander.....	2016
Most Strikeouts, Game.....	17	Anibal Sanchez.....	4/26/2013 vs. ATL

WILD PITCHES

Most Wild Pitches, Career.....	37	Justin Verlander (DET-HOU).....	2005-18
Most Wild Pitches, Season.....	11	Jeremy Bonderman.....	2003
Most Wild Pitches, Game.....	3 (10 times)	last, Jakob Junis (KC).....	9/22/2018 vs. KC

CLUB PITCHING AT COMERICA PARK

HITS ALLOWED

Most Hits Allowed, Nine-Inning Game by One Club.....	26	9/9/2004 vs. KC (DET)
Most Hits Allowed, Nine-Inning Game by Tigers.....	26	9/9/2004 vs. KC

RUNS ALLOWED

Most Runs Allowed, Nine-Inning Game by One Club.....	26	9/9/2004 vs. KC (DET)
Most Runs Allowed, Nine-Inning Game by Tigers.....	26	9/9/2004 vs. KC

EARNED RUNS ALLOWED

Most Earned Runs Allowed, Nine-Inning Game by One Club.....	24	9/9/2004 vs. KC (DET)
Most Earned Runs Allowed, Nine-Inning Game by Tigers.....	24	9/9/2004 vs. KC

HOME RUNS ALLOWED

Most Home Runs Allowed, Nine-Inning Game by One Club.....	7	8/8/2004 vs. BOS (BOS)
		9/11/2007 vs. TEX (DET)
Most Home Runs Allowed, Nine-Inning Game by Tigers.....	7	9/11/2007 vs. TEX

WALKS ALLOWED

Most Walks Allowed, Nine-Inning Game by One Club.....	10 (eight times)	last, 9/21/2017 vs. MIN (DET)
Most Walks Allowed, Nine-Inning Game by Tigers.....	10	8/10/2010 vs. TB
		7/14/2017 vs. TOR
		9/21/2017 vs. MIN

STRIKEOUTS

Most Strikeouts, Nine-Inning Game by One Club.....	18	4/26/2013 vs. ATL (DET)
Most Strikeouts, Nine-Inning Game by Tigers.....	18	4/26/2013 vs. ATL

CLUB MISCELLANEOUS AT COMERICA PARK

ERRORS

Most Errors, Nine-Inning Game by Both Clubs.....	7	6/25/2013 vs. LAA (DET 6, LAA 1)
Most Errors, Nine-Inning Game by One Club.....	6	6/25/2013 vs. LAA (DET)
Most Errors, Nine-Inning Game by Tigers.....	6	6/25/2013 vs. LAA

LENGTH OF GAMES

Shortest Nine-Inning Game, Time.....	1:41	7/24/2002 vs. KC
Longest Nine-Inning Game, Time.....	4:13	8/24/2017 vs. NYY
Longest Extra-Inning Game, Time.....	5:30	6/30/2015 vs. PIT, 14 inn.



TIGERS SINGLE-GAME BATTING FEATS

TIGERS HITTING THREE HOME RUNS IN ONE GAME

Date	Batter	Opponent	Location
May 5, 1925	Ty Cobb	at St. Louis	Sportsman's Park, St. Louis
May 20, 1940	Pinky Higgins	vs. Boston	Briggs Stadium, Detroit
September 1, 1941	Rudy York	vs. St. Louis	Briggs Stadium, Detroit
June 26, 1949	Pat Mullin	at New York (AL)	Yankee Stadium, New York
April 17, 1955	Al Kaline	vs. Kansas City	Briggs Stadium, Detroit
May 3, 1959	Charlie Maxwell	vs. New York (AL)	Briggs Stadium, Detroit
August 27, 1961	Rocky Colavito	at Washington	Griffith Stadium, Washington
July 5, 1962	Rocky Colavito	at Cleveland	Cleveland Stadium, Cleveland
August 6, 1962	Steve Boros	at Cleveland	Cleveland Stadium, Cleveland
June 9, 1970	Willie Horton	vs. Milwaukee	Tiger Stadium, Detroit
August 9, 1971	Bill Freehan	at Boston	Fenway Park, Boston
May 18, 1982	Larry Herndon	vs. Oakland	Tiger Stadium, Detroit
June 28, 1987	Bill Madlock	vs. Baltimore	Tiger Stadium, Detroit
May 6, 1990	Cecil Fielder	at Toronto	SkyDome, Toronto
June 6, 1990	Cecil Fielder	at Cleveland	Cleveland Stadium, Cleveland
April 16, 1996	Cecil Fielder	at Toronto	SkyDome, Toronto
June 30, 1997	Bobby Higginson	vs. New York (NL)	Tiger Stadium, Detroit
July 24, 2000	Bobby Higginson	at Cleveland	Jacobs Field, Cleveland
May 19, 2003	Carlos Pena	at Cleveland	Jacobs Field, Cleveland
April 4, 2005	Dmitri Young	vs. Kansas City	Comerica Park, Detroit
May 28, 2010	Miguel Cabrera	vs. Oakland	Comerica Park, Detroit
May 19, 2013	Miguel Cabrera	at Texas	Rangers Ballpark in Arlington, Arlington
June 21, 2015	J.D. Martinez	at New York (AL)	Yankee Stadium, New York
June 16, 2016	Victor Martinez	at Kansas City	Kauffman Stadium, Kansas City

OPPONENTS HITTING THREE HOME RUNS IN ONE GAME

Date	Batter	Opponent	Location
July 9, 1932	Ben Chapman	at New York (AL)	Yankee Stadium, New York
July 15, 1932	Al Simmons	at Philadelphia	Shibe Park, Philadelphia
July 7, 1935	Moose Solters	vs. St. Louis	Navin Field, Detroit
September 15, 1950	Johnny Mize	vs. New York (AL)	Briggs Stadium, Detroit
July 5, 1954	Bill Glynn	vs. Cleveland	Briggs Stadium, Detroit
May 13, 1955	Mickey Mantle	at New York (AL)	Yankee Stadium, New York
June 19, 1973	George Hendrick	at Cleveland	Cleveland Stadium, Cleveland
June 18, 1975	Fred Lynn	vs. Boston	Tiger Stadium, Detroit
July 2, 1975	Don Baylor	vs. Baltimore	Tiger Stadium, Detroit
May 19, 1976	Carl Yastrzemski	vs. Boston	Tiger Stadium, Detroit
July 8, 1979	Ben Oglivie	at Milwaukee	County Stadium, Milwaukee
July 14, 1979	Claudell Washington	at Chicago (AL)	Comiskey Park, Chicago
August 17, 1980	Al Oliver	vs. Texas	Tiger Stadium, Detroit
June 20, 1982	Ben Oglivie	vs. Milwaukee	Tiger Stadium, Detroit
July 7, 1982	Harold Baines	at Chicago (AL)	Comiskey Park, Chicago
April 20, 1983	George Brett	vs. Kansas City	Tiger Stadium, Detroit
September 1, 1986	Jim Presley	at Seattle	Kingdome, Seattle
June 17, 1993	Carlos Baerga	vs. Cleveland	Tiger Stadium, Detroit
April 11, 1996	Dan Wilson	vs. Seattle	Tiger Stadium, Detroit
April 13, 1998	Lee Stevens	at Texas	The Ballpark in Arlington, Arlington
July 24, 1999	Trot Nixon	vs. Boston	Tiger Stadium, Detroit
July 9, 2000	Tyler Houston	at Milwaukee	County Stadium, Milwaukee
August 29, 2015	Edwin Encarnacion	at Texas	Rogers Centre, Toronto
September 20, 2015	Kendrys Morales	vs. Kansas City	Comerica Park, Detroit

TIGERS HITTING FOR THE CYCLE

Date	Batter	Opponent	Location
September 17, 1920	Bobby Veach	vs. Boston (12 inn.)	Navin Field, Detroit
September 26, 1926	Bob Fothergill	vs. Boston	Navin Field, Detroit
April 20, 1937	Gee Walker	vs. Cleveland	Navin Field, Detroit
May 27, 1939	Charlie Gehringer	vs. St. Louis	Briggs Stadium, Detroit
September 14, 1947	Vic Wertz	at Washington	Griffith Stadium, Washington
June 2, 1950	George Kell	at Philadelphia	Shibe Park, Philadelphia
September 7, 1950	Hoot Evers	vs. Cleveland (10 inn.)	Briggs Stadium, Detroit
July 28, 1993	Travis Fryman	vs. New York (AL)	Tiger Stadium, Detroit
June 8, 2001	Damion Easley	vs. Milwaukee	Comerica Park, Detroit
August 1, 2006	Carlos Guillen	at Tampa Bay	Tropicana Field, Tampa Bay

OPPONENTS HITTING FOR THE CYCLE

Date	Batter	Opponent	Location
August 13, 1921	George Sisler	vs. St. Louis (10 inn.)	Navin Field, Detroit
June 27, 1922	Ray Schalk	vs. Chicago (AL)	Navin Field, Detroit
July 26, 1928	Bob Meusel	vs. New York (AL)	Navin Field, Detroit
August 19, 1934	Moose Solters	at Boston	Fenway Park, Boston
August 2, 1940	Joe Cronin	vs. Boston	Briggs Stadium, Detroit
July 6, 1944	Bob Johnson	at Boston	Fenway Park, Boston
May 14, 1965	Carl Yastrzemski	at Boston (10 inn.)	Fenway Park, Boston
September 3, 1976	Mike Hegan	vs. Milwaukee	Tiger Stadium, Detroit
August 3, 1982	Frank White	at Kansas City	Royals Stadium, Kansas City
June 5, 1997	Alex Rodriguez	vs. Seattle	Tiger Stadium, Detroit
September 13, 2006	Gary Matthews, Jr.	vs. Texas	Comerica Park, Detroit



TIGERS SWITCH-HIT HOME RUNS IN ONE GAME

Date	Batter	Opponent	Location
September 16, 1985	Nelson Simmons	vs. Baltimore	Tiger Stadium, Detroit
May 7, 1993	Mickey Tettleton	vs. New York (AL) (12 inn.)	Tiger Stadium, Detroit
September 7, 1993	Chad Kreuter	vs. California	Tiger Stadium, Detroit
June 6, 1996	Raul Casanova	at Baltimore	Camden Yards, Baltimore
July 15, 1996	Melvin Nieves	at Milwaukee	County Stadium, Milwaukee
August 20, 1996	Melvin Nieves	vs. Chicago (AL)	Tiger Stadium, Detroit
April 5, 1997	Tony Clark	at Chicago (AL)	Comiskey Park, Chicago
June 17, 1998	Tony Clark	vs. Minnesota	Tiger Stadium, Detroit
July 26, 1998	Tony Clark	at Cleveland	Jacobs Field, Cleveland
August 1, 1998	Tony Clark	at Tampa Bay	Tropicana Field, Tampa Bay
July 18, 1999	Tony Clark	at Cincinnati	Cinergy Field, Cincinnati
July 25, 1999	Tony Clark	vs. Boston	Tiger Stadium, Detroit
May 31, 2004	Carlos Guillen	vs. Kansas City	Comerica Park, Detroit
July 24, 2004	Carlos Guillen	at Chicago (AL)	U.S. Cellular Field, Chicago
September 18, 2004	Dmitri Young	at Chicago (AL) (12 inn.)	U.S. Cellular Field, Chicago
September 12, 2006	Carlos Guillen	vs. Texas	Comerica Park, Detroit
September 23, 2009	Carlos Guillen	at Cleveland	Progressive Field, Cleveland
June 16, 2016	Victor Martinez	at Kansas City	Kauffman Stadium, Kansas City
July 1, 2016	Victor Martinez	at Tampa Bay	Tropicana Field, Tampa Bay
August 30, 2018	Victor Martinez	at New York (AL)	Yankee Stadium, New York

OPPONENTS SWITCH-HIT HOME RUNS IN ONE GAME

Date	Batter	Opponent	Location
May 13, 1955	Mickey Mantle	at New York (AL)	Yankee Stadium, New York
April 26, 1961	Mickey Mantle	vs. New York (AL) (10 inn.)	Tiger Stadium, Detroit
August 11, 1968	Reggie Smith	vs. Boston	Tiger Stadium, Detroit
April 16, 1973	Reggie Smith	at Boston	Fenway Park, Boston
June 13, 1988	Mickey Tettleton	vs. Baltimore	Tiger Stadium, Detroit
September 12, 1996	Bernie Williams	vs. New York (AL)	Tiger Stadium, Detroit
May 24, 2005	Jorge Posada	at New York (AL)	Yankee Stadium, New York
August 16, 2005	Jason Vartek	vs. Boston (10 inn.)	Comerica Park, Detroit
June 1, 2007	Victor Martinez	at Cleveland	Jacobs Field, Cleveland
April 28, 2012	Nick Swisher	at New York (AL)	Yankee Stadium, New York
June 20, 2015	Carlos Beltran	at New York (AL)	Yankee Stadium, New York
July 2, 2017	José Ramirez	vs. Cleveland	Comerica Park, Detroit
September 3, 2017	José Ramirez	vs. Cleveland	Comerica Park, Detroit

TIGERS HOME RUN IN FIRST MAJOR LEAGUE AT-BAT

Date	Batter	Opponent	Pitcher	Location
April 23, 1944	Hack Miller	at Cleveland	Al Smith	Cleveland Stadium, Cleveland
April 20, 1948	Sam Vico*	at Chicago	Joe Haynes	Comiskey Park, Chicago
June 19, 1963	Gates Brown	at Boston	Bob Heffner	Fenway Park, Boston
September 30, 1964	Bill Roman	at New York (AL)	Jim Bouton	Yankee Stadium, New York
September 2, 1970	Gene Lamont	at Boston	Cal Koonce	Fenway Park, Boston
September 1, 1974	Reggie Sanders	vs. Oakland	Catfish Hunter	Tiger Stadium, Detroit
August 19, 2015	Daniel Norris	at Chicago (NL)	Jon Lester	Wrigley Field, Chicago

*Homered on first Major League pitch

OPPONENTS HOME RUN IN FIRST MAJOR LEAGUE AT-BAT

Date	Batter	Opponent	Pitcher	Location
April 16, 1929	Earl Averill	at Cleveland	Earl Whitehill	League Park, Cleveland
May 3, 1963	Buster Narum	vs. Baltimore	Don Mossi	Tiger Stadium, Detroit
July 11, 1968	Rick Renick	at Minnesota	Mickey Lolich	Metropolitan Stadium, Minneapolis
August 22, 1975	Dave McKay	at Minnesota	Vern Ruhle	Metropolitan Stadium, Minneapolis
June 29, 1984	Andre David	vs. Minnesota	Jack Morris	Tiger Stadium, Detroit
May 4, 2006	Mike Napoli	vs. Los Angeles (AL)	Justin Verlander	Comerica Park, Detroit

LOW-HIT GAMES BY TIGERS

NO-HITTERS

Date	Pitcher	Opponent	Location	Score
July 4, 1912	George Mullin	vs. St. Louis	Navin Field, Detroit	7-0
May 15, 1952	Virgil Trucks	vs. Washington	Briggs Stadium, Detroit	1-0
August 25, 1952	Virgil Trucks	at New York (AL)	Yankee Stadium, New York	1-0
July 20, 1958	Jim Bunning	at Boston	Fenway Park, Boston	3-0
April 7, 1984	Jack Morris	at Chicago (AL)	Comiskey Park, Chicago	4-0
June 12, 2007	Justin Verlander	vs. Milwaukee	Comerica Park, Detroit	4-0
May 7, 2011	Justin Verlander	at Toronto	Rogers Centre, Toronto	9-0

ONE-HITTERS (since 1954)

Date	Pitcher	Opponent	Location	Score
May 2, 1954	Billy Hoelt	at New York (AL)	Yankee Stadium, New York	4-0
April 14, 1961	Frank Lary	vs. Chicago (AL)	Briggs Stadium, Detroit	7-0
July 3, 1965	Denny McLain	at Washington	RFK Stadium, Washington	1-0
May 6, 1966	Denny McLain	at Chicago (AL)	Comiskey Park, Chicago	1-0
May 30, 1966	Denny McLain	at Kansas City	Municipal Stadium, Kansas City	5-2
August 18, 1967	Mickey Lolich	vs. Cleveland	Tiger Stadium, Detroit	4-0
July 25, 1968	Joe Sparna	at Washington	RFK Stadium, Washington	4-1
August 20, 1968	John Hiller	vs. Chicago (AL)	Tiger Stadium, Detroit	7-0
May 31, 1969	Joe Sparna	at Seattle	Sick's Stadium, Seattle	3-2
July 2, 1970	Joe Niekro	vs. New York (AL)	Tiger Stadium, Detroit	5-0
September 23, 1973	Joe Coleman	vs. Boston	Tiger Stadium, Detroit	3-0
August 1, 1974	Woodie Fryman	at Milwaukee	County Stadium, Milwaukee	2-0
May 6, 1975	Joe Coleman	vs. Milwaukee	Tiger Stadium, Detroit	4-2
May 7, 1976	Ray Bare	vs. Chicago (AL)	Tiger Stadium, Detroit	5-0
August 21, 1980	Jack Morris	at Minnesota	Metropolitan Stadium, Minnesota	4-2
April 20, 1982	Milt Wilcox	vs. Kansas City	Tiger Stadium, Detroit	8-0
April 15, 1983	Milt Wilcox	at Chicago (AL)	Comiskey Park, Chicago	6-0
August 2, 1985	Frank Tanana	vs. Milwaukee	Tiger Stadium, Detroit	4-1



TIGERS RECORD BOOK

Tigers One-Hitters Continued

Date	Pitcher	Opponent	Location	Score
August 20, 1986	Walt Terrell	vs. California	Tiger Stadium, Detroit	3-0
July 28, 1988	Jeff Robinson	vs. Kansas City	Tiger Stadium, Detroit	7-1
September 25, 1988	Jack Morris	at Baltimore	Memorial Stadium, Baltimore	2-1
July 6, 1990	Jack Morris	vs. Kansas City	Tiger Stadium, Detroit	4-0
July 25, 1993	Mike Moore	vs. Kansas City	Tiger Stadium, Detroit	3-0
August 23, 1993	Mike Moore	vs. Oakland	Tiger Stadium, Detroit	9-0
September 9, 1997	Scott Sanders	vs. Texas	Tiger Stadium, Detroit	4-0
May 22, 2002	Jeff Weaver	vs. Cleveland	Comerica Park, Detroit	2-0
July 16, 2004	Mike Maroth	vs. New York (AL)	Comerica Park, Detroit	8-0
June 2, 2010	Armando Galarraga	vs. Cleveland	Comerica Park, Detroit	3-0
May 18, 2012	Justin Verlander	vs. Pittsburgh	Comerica Park, Detroit	6-0
May 24, 2013	Anibal Sanchez	vs. Minnesota	Comerica Park, Detroit	6-0
August 21, 2014	David Price	at Tampa Bay	Tropicana Field, Tampa Bay	1-0
August 20, 2015	Alfredo Simon	vs. Texas	Comerica Park, Detroit	4-0
August 26, 2015	Justin Verlander	vs. Los Angeles (AL)	Comerica Park, Detroit	5-0
September 17, 2017	Matthew Boyd	vs. Chicago (AL)	Comerica Park, Detroit	12-0

COMBINED ONE-HITTERS (since 1954)

Date	Pitchers	Opponent	Location	Score
July 14, 1985	Terrell, Hernandez	vs. Minnesota	Tiger Stadium, Detroit	8-0
May 25, 1988	Robinson, Hernandez	vs. Milwaukee	Tiger Stadium, Detroit	4-3
June 25, 2004	Johnson, Urbina	vs. Arizona	Comerica Park, Detroit	2-1
August 21, 2007	Jurjens, Zumaya, Rodney, Jones	vs. Cleveland	Comerica Park, Detroit	2-1
May 19, 2009	Willis, Lyon, Seay, Zumaya, Rodney	vs. Texas	Comerica Park, Detroit	4-0

LOW-HIT GAMES AGAINST TIGERS

NO-HITTERS

Date	Pitcher	Opponent	Location	Score
September 20, 1902	Jim Callahan	at Chicago (AL)	Comiskey Park, Chicago	3-0
September 6, 1905	Frank Smith	vs. Chicago (AL)	Bennett Park, Detroit	15-0
August 30, 1912	Earl Hamilton	vs. St. Louis	Navin Field, Detroit	5-1
June 3, 1918	Hub Leonard	vs. Boston	Navin Field, Detroit	5-0
April 30, 1922	Charley Robertson*	vs. Chicago	Navin Field, Detroit	0-2
June 30, 1948	Bob Lemon	vs. Cleveland	Briggs Stadium, Detroit	2-0
July 1, 1951	Bob Feller	at Cleveland	Cleveland Stadium, Cleveland	2-1
September 10, 1967	Joe Horlen	at Chicago (AL)	Comiskey Park, Chicago	6-0
April 27, 1973	Steve Busby	vs. Kansas City	Tiger Stadium, Detroit	3-0
July 15, 1973	Nolan Ryan	vs. California	Tiger Stadium, Detroit	6-0
June 2, 1990	Randy Johnson	at Seattle	Kingdome, Seattle	2-0
July 26, 2010	Matt Garza	at Tampa Bay	Tropicana Field, St. Petersburg	5-0
September 29, 2013	Henderson Alvarez	at Miami	Marlins Park, Miami	1-0

*Perfect Game

COMBINED NO-HITTERS

Date	Pitchers	Opponent	Location	Score
April 30, 1967	Steve Barber/Stu Miller	vs. Baltimore	Memorial Stadium, Baltimore	2-1 ^A

^ATigers Victory

ONE HITTERS (since 1954)

Date	Pitcher	Opponent	Location	Score
July 6, 1954	Virgil Trucks	vs. Chicago (AL)	Briggs Stadium, Detroit	4-0
May 22, 1955	Early Wynn	vs. Cleveland	Briggs Stadium, Detroit	4-0
July 15, 1959	Camilo Pascual	at Washington	Griffith Stadium, Washington	3-0
May 7, 1960	Bill Monbouquette	at Boston	Fenway Park, Boston	5-0
July 19, 1960	Pedro Ramos	vs. Washington	Briggs Stadium, Detroit	5-0
August 19, 1967	John O'Donoghue	vs. Cleveland	Tiger Stadium, Detroit	5-0
April 24, 1968	Steve Hargan	at Cleveland	Cleveland Stadium, Cleveland	2-0
May 6, 1968	Dave Leonhard	at Baltimore	Memorial Stadium, Baltimore	4-0
April 12, 1969	Mel Stottlemyre	vs. New York (AL)	Tiger Stadium, Detroit	4-0
July 16, 1971	Vida Blue	at Oakland	Oakland-Alameda Coliseum, Oakland	4-0
August 1, 1972	Skip Lockwood	vs. Milwaukee	Tiger Stadium, Detroit	9-0
June 8, 1975	Ken Holtzman	at Oakland	Oakland-Alameda Coliseum, Oakland	4-0
August 28, 1976	Vida Blue	at Oakland	Oakland-Alameda Coliseum, Oakland	5-2
September 2, 1987	Tom Candiotti	vs. Cleveland	Tiger Stadium, Detroit	2-1 ^A
July 7, 1990	Kevin Appier	vs. Kansas City	Tiger Stadium, Detroit	4-0
May 3, 1996	Ken Hill	vs. Texas	Tiger Stadium, Detroit	11-0
May 4, 1996	Roger Pavlik	vs. Texas	Tiger Stadium, Detroit	3-1
September 27, 1998	Roy Halladay	at Toronto	Skydome, Toronto	2-1
May 2, 2003	Joe Kennedy	vs. Tampa Bay	Comerica Park, Detroit	2-0
April 11, 2014	Andrew Cashner	at San Diego	Petco Park, San Diego	6-0
September 21, 2015	Jeff Samardzija	vs. Chicago (AL)	Comerica Park, Detroit	2-0

^ATigers Victory

COMBINED ONE HITTERS (since 1954)

Date	Pitchers	Opponent	Location	Score
April 10, 1982	Leonard, Jackson, Quisenberry	at Kansas City	Royals Stadium, Kansas City	5-2
September 18, 1988	Milacki, Niedenfuier	vs. Baltimore	Tiger Stadium, Detroit	2-0
April 10, 1991	Sanderson, Cadaret	vs. New York (AL)	Tiger Stadium, Detroit	4-0
September 26, 1997	Pettitte, Boehringer, Rivera, Nelson	vs. New York (AL)	Tiger Stadium, Detroit	8-2
August 18, 1999	Alvarez, Lopez	vs. Tampa Bay	Tiger Stadium, Detroit	4-0
August 4, 2002	Lidle, Rincon, Bradford, Koch	at Oakland	Network Associates Coliseum, Oakland	4-0
July 18, 2015	Tillman, Britton	vs. Baltimore	Comerica Park, Detroit	3-0
May 22, 2017	Pearcock, Devenski, Harris, Giles	at Houston	Minute Maid Park, Houston	1-0
August 7, 2017	Williams, Kontos, Nicasio	at Pittsburgh	PNC Park, Pittsburgh	3-0



TIGERS GRAND SLAMS

GRAND SLAMS BY CURRENT TIGERS

Player	No.	Last	Opponent	Site	Pitcher
Miguel Cabrera	1	9/15/2007	at Colorado	Coors Field	Juan Morillo
Miguel Cabrera	2	4/10/2009	Texas	Comerica Park	Kris Benson
Miguel Cabrera	3	9/18/2012	Oakland	Comerica Park	Jesse Chavez
Miguel Cabrera	4	6/1/2013	at Baltimore	Oriole Park at Camden Yards	T.J. McFarland
Nicholas Castellanos	1	7/22/2015	Seattle	Comerica Park	Mike Montgomery
Nicholas Castellanos	2	8/19/2015	at Chicago (NL)	Wrigley Field	Jon Lester
Nicholas Castellanos	3	9/8/2017	at Toronto	Rogers Centre	Marcus Stroman
Nicholas Castellanos	4	7/1/2018	at Toronto	Rogers Centre	J.A. Happ
Kaleb Cowart	1	9/18/2012	at Oakland	Oakland Coliseum	Lou Trivino
Jordy Mercer	1	8/26/2016	at Milwaukee	Miller Park	Matt Garza

CAREER LEADERS

Hank Greenberg.....	10
Rudy York.....	10
Cecil Fielder.....	10
Norm Cash.....	8
Dick McAuliffe.....	8
Jim Northrup.....	8
Willie Horton.....	6
Marcus Thames.....	6
Eight Players.....	5

SINGLE-SEASON LEADERS

Rudy York.....	4	1938
Jim Northrup.....	4	1968
Willie Horton.....	3	1969
Dan Gladden.....	3	1993
Justin Upton.....	3	2017
Bobby Higginson.....	3	1997
Many Players.....	2	

PINCH-HIT GRAND SLAMS IN CLUB HISTORY

Date	Player	Opponent	Site	Pitcher
5/14/1939	Rudy York	at St. Louis	Sportsman's Park	Lefty Mills
5/31/1944	Al Unser	vs. New York (AL)	Briggs Stadium	Monk Dubiel
7/15/1945	Zeb Eaton	at New York (AL)	Yankee Stadium	Hank Borowy
7/26/1952	Bud Souchock	vs. New York (AL)	Briggs Stadium	Bobby Hogue
9/3/1952	Don Kolloway	at Cleveland	Cleveland Stadium	Lou Brissie
7/23/1983	John Wockenfuss	vs. Baltimore	Tiger Stadium	Dan Morogiello
7/23/1986	Johnny Grubb	vs. Minnesota	Tiger Stadium	Frank Pastore
8/16/1986	Larry Herndon	at Boston	Fenway Park	Joe Sambito
5/6/1988	Pat Sheridan	at Seattle	Kingdome	Michael Jackson
9/25/1988	Fred Lynn	at Baltimore	Memorial Stadium	Tom Niedenfuer
8/11/1991	Mickey Tettleton	at New York (AL)	Yankee Stadium	Lee Guetterman
8/12/1993	Chad Kreuter	vs. Baltimore	Tiger Stadium	Jim Poole

TIGERS LEADOFF HOME RUNS

Jeimer Candelario

Date	Opponent	Pitcher
6/2/2018	Toronto	J.A. Happ
8/30/2018	at Toronto	J.A. Happ
9/5/2018	at Chicago (AL)	Michael Kopech
9/14/2018	at Cleveland	Josh Tomlin

JaCoby Jones

Date	Opponent	Pitcher
5/15/2018	Cleveland	Josh Tomlin

Jordy Mercer

Date	Opponent	Pitcher
6/18/2016	at Chicago (NL)	Jon Lester
4/21/2017	New York (AL)	CC Sabathia

CAREER LEADERS

Curtis Granderson.....	24
Lou Whitaker.....	23
Dick McAuliffe.....	19
Ian Kinsler.....	17
Tony Phillips.....	13
Austin Jackson.....	10

SINGLE-SEASON LEADERS

Ian Kinsler.....	8	2016
Curtis Granderson.....	7	2007, 2009
Curtis Granderson.....	6	2006
Austin Jackson.....	6	2012
Ian Kinsler.....	6	2017
Four Players.....	5	

CLUB LEADERS

2007, 2009, 2016.....	8
1999.....	7
2006.....	7
Seven Seasons.....	6

TIGERS WALK-OFF HOME RUNS

Miguel Cabrera

Date	Opponent	Pitcher
6/20/2003	Tampa Bay	Al Levine
6/12/2008	Chicago (AL)	Octavio Dotel
7/9/2008	Cleveland	Jensen Lewis
9/3/2011	Chicago (AL)	Sergio Santos
8/5/2012	Cleveland	Chris Perez
8/17/2013	Kansas City	Aaron Crow
6/15/2017	Tampa Bay	Tommy Hunter

Jeimer Candelario

Date	Opponent	Pitcher
6/9/2018	Cleveland	Cody Allen
9/7/2018	St. Louis	Jordan Hicks

JaCoby Jones

Date	Opponent	Pitcher
4/20/2018 (Gm. 1)	Kansas City	Brad Keller

CAREER LEADERS

Lou Whitaker.....	8
Kirk Gibson.....	7
Miguel Cabrera.....	6
Hank Greenberg.....	6
Willie Horton.....	6
Brandon Inge.....	6
Al Kaline.....	6

SINGLE-SEASON LEADERS

Mickey Tettleton.....	3	1992
26 Players.....	2	

CLUB LEADERS

1968.....	7
1988.....	6
1969.....	5
1994.....	5
Nine Seasons.....	4



TIGERS CAREER TOP TEN

BATTING LEADERS

BATTING AVERAGE (min. 2,000 AB)

.369	Ty Cobb	1905-26
.342	Harry Heilmann	1914, 1916-29
.337	Bob Fothergill	1922-30
.325	George Kell	1946-52
.321	Heinie Manush	1923-27
.320	Charlie Gehringer	1924-42
.319	Hank Greenberg	1930, 1933-41, 1945-46
.318	Miguel Cabrera	2008-18
.317	Gee Walker	1931-37
.314	Harvey Kuenn	1952-59

GAMES

2,834	Al Kaline	1953-74
2,805	Ty Cobb	1905-26
2,390	Lou Whitaker	1977-95
2,323	Charlie Gehringer	1924-42
2,293	Alan Trammell	1977-96
2,114	Sam Crawford	1903-17
2,018	Norm Cash	1960-74
1,989	Harry Heilmann	1914, 1916-29
1,872	Donie Bush	1908-21
1,774	Bill Freehan	1961, 1963-76

AT-BATS

10,586	Ty Cobb	1905-26
10,116	Al Kaline	1953-74
8,860	Charlie Gehringer	1924-42
8,570	Lou Whitaker	1977-95
8,288	Alan Trammell	1977-96
7,989	Sam Crawford	1903-17
7,297	Harry Heilmann	1914, 1916-29
6,970	Donie Bush	1908-21
6,593	Norm Cash	1960-74
6,073	Bill Freehan	1961, 1963-76

RUNS

2,087	Ty Cobb	1905-26
1,775	Charlie Gehringer	1924-42
1,622	Al Kaline	1953-74
1,386	Lou Whitaker	1977-95
1,242	Donie Bush	1908-21
1,231	Alan Trammell	1977-96
1,209	Harry Heilmann	1914, 1916-29
1,117	Sam Crawford	1903-17
1,027	Norm Cash	1960-74
976	Hank Greenberg	1930, 1933-41, 1945-46

HITS

3,902	Ty Cobb	1905-26
3,007	Al Kaline	1953-74
2,839	Charlie Gehringer	1924-42
2,499	Harry Heilmann	1914, 1916-29
2,461	Sam Crawford	1903-17
2,369	Lou Whitaker	1977-95
2,365	Alan Trammell	1977-96
1,859	Bobby Veach	1912-23
1,834	Miguel Cabrera	2008-18
1,793	Norm Cash	1960-74

TOTAL BASES

5,472	Ty Cobb	1905-26
4,852	Al Kaline	1953-74
4,257	Charlie Gehringer	1924-42
3,778	Harry Heilmann	1914, 1916-29
3,651	Lou Whitaker	1977-95
3,571	Sam Crawford	1903-17
3,442	Alan Trammell	1977-96
3,233	Norm Cash	1960-74
3,202	Miguel Cabrera	2008-18
2,950	Hank Greenberg	1930, 1933-41, 1945-46

EXTRA-BASE HITS

1,062	Ty Cobb	1905-26
972	Al Kaline	1953-74
904	Charlie Gehringer	1924-42
806	Harry Heilmann	1914, 1916-29
741	Hank Greenberg	1930, 1933-41, 1945-46
729	Lou Whitaker	1977-95
721	Sam Crawford	1903-17
707	Miguel Cabrera	2008-18
654	Norm Cash	1960-74
652	Alan Trammell	1977-96

DOUBLES

665	Ty Cobb	1905-26
574	Charlie Gehringer	1924-42
498	Al Kaline	1953-74
497	Harry Heilmann	1914, 1916-29
420	Lou Whitaker	1977-95
412	Alan Trammell	1977-96
402	Sam Crawford	1903-17
373	Miguel Cabrera	2008-18
366	Hank Greenberg	1930, 1933-41, 1945-46
345	Bobby Veach	1912-23

TRIPLES

286	Ty Cobb	1905-26
249	Sam Crawford	1903-17
146	Charlie Gehringer	1924-42
145	Harry Heilmann	1914, 1916-29
136	Bobby Veach	1912-23
75	Al Kaline	1953-74
73	Donie Bush	1908-21
70	Dick McAuliffe	1960-73
69	Hank Greenberg	1930, 1933-41, 1945-46
66	Lu Blue	1921-27

HOME RUNS

399	Al Kaline	1953-74
373	Norm Cash	1960-74
327	Miguel Cabrera	2008-18
306	Hank Greenberg	1930, 1933-41, 1945-46
262	Willie Horton	1963-77
245	Cecil Fielder	1990-96
244	Lou Whitaker	1977-95
239	Rudy York	1934, 1937-45
212	Lance Parrish	1977-86
200	Bill Freehan	1961, 1963-76

RUNS BATTED IN (since 1920)

1,582	Al Kaline	1953-74
1,427	Charlie Gehringer	1924-42
1,202	Hank Greenberg	1930, 1933-41, 1945-46
1,133	Harry Heilmann	1914, 1916-29
1,112	Miguel Cabrera	2008-18
1,088	Norm Cash	1960-74
1,084	Lou Whitaker	1977-95
1,003	Alan Trammell	1977-96
937	Rudy York	1934, 1937-45
886	Willie Horton	1963-77

WALKS

1,277	Al Kaline	1953-74
1,197	Lou Whitaker	1977-95
1,186	Charlie Gehringer	1924-42
1,148	Ty Cobb	1905-26
1,125	Donie Bush	1908-21
1,025	Norm Cash	1960-74
850	Alan Trammell	1977-96
842	Dick McAuliffe	1960-73
792	Harry Heilmann	1914, 1916-29
765	Miguel Cabrera	2008-18

STRIKEOUTS

1,189	Brandon Inge	2001-12
1,099	Lou Whitaker	1977-95
1,081	Norm Cash	1960-74
1,061	Miguel Cabrera	2008-18
1,020	Al Kaline	1953-74
945	Willie Horton	1963-77
932	Dick McAuliffe	1960-73
931	Travis Fryman	1990-97
930	Kirk Gibson	1979-87, 1993-95
926	Cecil Fielder	1990-96

STOLEN BASES

865	Ty Cobb	1905-26
400	Donie Bush	1908-21
317	Sam Crawford	1903-17
294	Ron LeFlore	1974-79
236	Alan Trammell	1977-96
194	Kirk Gibson	1979-87, 1993-95
190	George Moriarty	1909-15
189	Bobby Veach	1912-23
181	Charlie Gehringer	1924-42
143	Lou Whitaker	1977-95

CAUGHT STEALING

188	Ty Cobb	1905-26
109	Alan Trammell	1977-96
98	Ron LeFlore	1974-79
89	Charlie Gehringer	1924-42
75	Bobby Veach	1912-23
75	Lou Whitaker	1977-95
71	Donie Bush	1908-21
65	Al Kaline	1953-74
64	Harry Heilmann	1914, 1916-29
64	Kirk Gibson	1979-87, 1993-95

ON-BASE PERCENTAGE

(min. 2,000 AB)		
.434	Ty Cobb	1905-26
.420	Johnny Bassler	1921-27
.412	Hank Greenberg	1930, 1933-41, 1945-46
.410	Harry Heilmann	1914, 1916-29
.404	Charlie Gehringer	1924-42
.403	Lu Blue	1921-27
.398	Miguel Cabrera	2008-18
.396	Dick Wakefield	1941-49
.395	Tony Phillips	1990-94
.391	George Kell	1946-52

SLUGGING PERCENTAGE

(min. 2,000 AB)		
.616	Hank Greenberg	1930, 1933-41, 1945-46
.556	Miguel Cabrera	2008-18
.518	Harry Heilmann	1914, 1916-29
.517	Ty Cobb	1905-26
.503	Rudy York	1934, 1937-45
.502	Tony Clark	1995-2001
.501	Rocky Colavito	1960-63
.498	Cecil Fielder	1990-96
.490	Norm Cash	1960-74
.484	Curtis Granderson	2004-09



PITCHING LEADERS

WINS

222	Hooks Dauss	1912-26
208	George Mullin	1902-13
207	Mickey Lolich	1963-75
200	Hal Newhouser	1939-53
198	Jack Morris	1977-90
194	Tommy Bridges	1930-43, 1945-46
183	Justin Verlander	2005-17
161	Dizzy Trout	1939-52
141	Wild Bill Donovan	1903-12, 1918
133	Earl Whitehill	1923-32

LOSSES

182	Hooks Dauss	1912-26
179	George Mullin	1902-13
175	Mickey Lolich	1963-75
153	Dizzy Trout	1939-52
150	Jack Morris	1977-90
148	Hal Newhouser	1939-53
138	Tommy Bridges	1930-43, 1945-46
119	Earl Whitehill	1923-32
114	Justin Verlander	2005-17
110	Frank Lary	1954-64

EARNED RUN AVERAGE

(min. 1,000.0 IP)

2.34	Harry Coveleski	1914-18
2.38	Ed Killian	1904-10
2.49	Wild Bill Donovan	1903-12, 1918
2.61	Ed Siever	1901-02, 1906-08
2.76	George Mullin	1902-13
2.83	John Hiller	1965-70, 1972-80
2.89	Ed Willett	1906-13
3.06	Jean Dubuc	1912-16
3.07	Hal Newhouser	1939-53
3.09	Bernie Boland	1915-20

GAMES

545	John Hiller	1965-70, 1972-80
538	Hooks Dauss	1912-26
508	Mickey Lolich	1963-75
493	Dizzy Trout	1939-52
491	Mike Henneman	1987-95
480	Todd Jones	1997-2001, 2006-08
460	Hal Newhouser	1939-53
435	George Mullin	1902-13
430	Jack Morris	1977-90
424	Tommy Bridges	1930-43, 1945-46

GAMES STARTED

459	Mickey Lolich	1963-75
408	Jack Morris	1977-90
395	George Mullin	1902-13
388	Hooks Dauss	1912-26
380	Justin Verlander	2005-17
373	Hal Newhouser	1939-53
362	Tommy Bridges	1930-43, 1945-46
305	Dizzy Trout	1939-52
287	Earl Whitehill	1923-32
274	Frank Lary	1954-64
274	Dan Petry	1979-87, 1990-91

COMPLETE GAMES

336	George Mullin	1902-13
245	Hooks Dauss	1912-26
213	Wild Bill Donovan	1903-12, 1918
212	Hal Newhouser	1939-53
200	Tommy Bridges	1930-43, 1945-46
190	Mickey Lolich	1963-75
156	Dizzy Trout	1939-52
154	Jack Morris	1977-90
148	Earl Whitehill	1923-32
142	Ed Killian	1904-10

SHUTOUTS

39	Mickey Lolich	1963-75
34	George Mullin	1902-13
33	Tommy Bridges	1930-43, 1945-46
33	Hal Newhouser	1939-53
29	Wild Bill Donovan	1903-12, 1918
28	Dizzy Trout	1939-52
26	Denny McLain	1963-70
24	Jack Morris	1977-90
22	Hooks Dauss	1912-26
20	Virgil Trucks	1941-43, 1945-52, 1956
20	Frank Lary	1954-64

SAVES

235	Todd Jones	1997-2001, 2006-08
154	Mike Henneman	1987-95
125	John Hiller	1965-70, 1972-80
120	Guillermo Hernandez	1984-89
119	Jose Valverde	2010-13
85	Aurelio Lopez	1979-85
70	Fernando Rodney	2002-09
55	Terry Fox	1961-66
51	Francisco Rodríguez	2016-17
45	Al Benton	1938-42, 1945-48

INNINGS PITCHED

3,394.0	George Mullin	1902-13
3,390.2	Hooks Dauss	1912-26
3,361.2	Mickey Lolich	1963-75
3,042.2	Jack Morris	1977-90
2,944.0	Hal Newhouser	1939-53
2,826.1	Tommy Bridges	1930-43, 1945-46
2,591.2	Dizzy Trout	1939-52
2,511.0	Justin Verlander	2005-17
2,171.1	Earl Whitehill	1923-32
2,137.1	Wild Bill Donovan	1903-12, 1918

HITS ALLOWED

3,407	Hooks Dauss	1912-26
3,206	George Mullin	1902-13
3,093	Mickey Lolich	1963-75
2,767	Jack Morris	1977-90
2,675	Tommy Bridges	1930-43, 1945-46
2,639	Hal Newhouser	1939-53
2,504	Dizzy Trout	1939-52
2,329	Earl Whitehill	1923-32
2,225	Justin Verlander	2005-17
1,975	Frank Lary	1954-64

RUNS ALLOWED

1,594	Hooks Dauss	1912-26
1,480	George Mullin	1902-13
1,415	Mickey Lolich	1963-75
1,382	Jack Morris	1977-90
1,321	Tommy Bridges	1930-43, 1945-46
1,225	Earl Whitehill	1923-32
1,181	Hal Newhouser	1939-53
1,101	Dizzy Trout	1939-52
1,057	Justin Verlander	2005-17
949	Vic Sorrell	1928-37

EARNED RUNS ALLOWED

1,289	Mickey Lolich	1963-75
1,262	Jack Morris	1977-90
1,245	Hooks Dauss	1912-26
1,122	Tommy Bridges	1930-43, 1945-46
1,042	George Mullin	1902-13
1,004	Earl Whitehill	1923-32
1,003	Hal Newhouser	1939-53
975	Justin Verlander	2005-17
922	Dizzy Trout	1939-52
823	Vic Sorrell	1928-37

HOME RUNS ALLOWED

329	Mickey Lolich	1963-75
321	Jack Morris	1977-90
240	Justin Verlander	2005-17
223	Jim Bunning	1955-63
195	Denny McLain	1963-70
187	Dan Petry	1979-87, 1990-91
182	Frank Tanana	1985-92
181	Tommy Bridges	1930-43, 1945-46
180	Frank Lary	1954-64
165	Paul Foytack	1953, 1955-63

HIT BY PITCHES

121	Hooks Dauss	1912-26
116	George Mullin	1902-13
93	Ed Willett	1906-13
91	Mickey Lolich	1963-75
90	Frank Lary	1954-64
83	Justin Verlander	2005-17
73	Jim Bunning	1955-63
68	Ed Killian	1904-10
65	Wild Bill Donovan	1903-12, 1918
65	Earl Whitehill	1923-32

WALKS

1,227	Hal Newhouser	1939-53
1,192	Tommy Bridges	1930-43, 1945-46
1,106	George Mullin	1902-13
1,086	Jack Morris	1977-90
1,067	Hooks Dauss	1912-26
1,014	Mickey Lolich	1963-75
978	Dizzy Trout	1939-52
831	Earl Whitehill	1923-32
766	Justin Verlander	2005-17
744	Dan Petry	1979-87, 1990-91

STRIKEOUTS

2,679	Mickey Lolich	1963-75
2,373	Justin Verlander	2005-17
1,980	Jack Morris	1977-90
1,770	Hal Newhouser	1939-53
1,674	Tommy Bridges	1930-43, 1945-46
1,406	Jim Bunning	1955-63
1,380	George Mullin	1902-13
1,201	Hooks Dauss	1912-26
1,199	Dizzy Trout	1939-52
1,150	Denny McLain	1963-70



TIGERS SINGLE-SEASON TOP TEN

BATTING LEADERS

BATTING AVERAGE

.420	Ty Cobb	1911
.410	Ty Cobb	1912
.403	Harry Heilmann	1923
.401	Ty Cobb	1922
.398	Harry Heilmann	1927
.394	Harry Heilmann	1921
.393	Harry Heilmann	1925
.390	Ty Cobb	1913
.389	Ty Cobb	1921
.385	Ty Cobb	1910

GAMES PLAYED

163	Rocky Colavito	1961
162	Jimmy Barrett	1904
162	Jake Wood	1961
162	Dick McAuliffe	1964
162	Don Wert	1965
162	Ed Brinkman	1973
162	Rusty Staub	1978
162	Cecil Fielder	1991
162	Brian Hunter	1997
162	Prince Fielder	2012
162	Prince Fielder	2013

AT-BATS

684	Ian Kinsler	2014
679	Harvey Kuenn	1953
666	Ron LeFlore	1978
663	Jake Wood	1961
659	Travis Fryman	1992
658	Brian Hunter	1997
656	Harvey Kuenn	1954
652	Ron LeFlore	1977
643	Lou Whitaker	1983
642	Rusty Staub	1978

RUNS

147	Ty Cobb	1911
144	Ty Cobb	1915
144	Charlie Gehringer	1930
144	Charlie Gehringer	1936
144	Hank Greenberg	1938
137	Hank Greenberg	1937
135	Charlie Gehringer	1934
133	Charlie Gehringer	1937
133	Charlie Gehringer	1938
131	Lu Blue	1922
131	Charlie Gehringer	1929

HITS

248	Ty Cobb	1911
237	Harry Heilmann	1921
227	Ty Cobb	1912
227	Charlie Gehringer	1936
225	Ty Cobb	1917
225	Harry Heilmann	1925
218	George Kell	1950
217	Sam Crawford	1911
216	Ty Cobb	1909
216	Magglío Ordoñez	2007

TOTAL BASES

397	Hank Greenberg	1937
389	Hank Greenberg	1935
384	Hank Greenberg	1940
380	Hank Greenberg	1938
377	Miguel Cabrera	2012
367	Ty Cobb	1911
365	Harry Heilmann	1921
363	Dale Alexander	1929
356	Hank Greenberg	1934
356	Charlie Gehringer	1936

EXTRA-BASE HITS

103	Hank Greenberg	1937
99	Hank Greenberg	1940
98	Hank Greenberg	1935
96	Hank Greenberg	1934
87	Charlie Gehringer	1936
85	Hank Greenberg	1938
85	Rudy York	1940
84	Curtis Granderson	2007
84	Miguel Cabrera	2010
84	Miguel Cabrera	2012

DOUBLES

63	Hank Greenberg	1934
60	Charlie Gehringer	1936
56	George Kell	1950
55	Gee Walker	1936
54	Magglío Ordoñez	2007
52	Miguel Cabrera	2014
50	Harry Heilmann	1927
50	Charlie Gehringer	1934
50	Hank Greenberg	1940
49	Hank Greenberg	1937

TRIPLES

26	Sam Crawford	1914
25	Sam Crawford	1903
24	Ty Cobb	1911
23	Ty Cobb	1912
23	Sam Crawford	1913
23	Ty Cobb	1917
23	Curtis Granderson	2007
21	Sam Crawford	1912
20	Ty Cobb	1908
19	Sam Crawford	1910
19	Sam Crawford	1915
19	Charlie Gehringer	1929
19	Roy Johnson	1931
19	Barney McCosky	1940

HOME RUNS

58	Hank Greenberg	1938
51	Cecil Fielder	1990
45	Rocky Colavito	1961
44	Hank Greenberg	1946
44	Cecil Fielder	1991
44	Miguel Cabrera	2012
44	Miguel Cabrera	2013
41	Hank Greenberg	1940
41	Norm Cash	1961
40	Hank Greenberg	1937
40	Darrell Evans	1985

RUNS BATTED IN (since 1920)

183	Hank Greenberg	1937
170	Hank Greenberg	1935
150	Hank Greenberg	1940
146	Hank Greenberg	1938
140	Rocky Colavito	1961
139	Harry Heilmann	1921
139	Hank Greenberg	1934
139	Magglío Ordoñez	2007
139	Miguel Cabrera	2012
137	Dale Alexander	1929
137	Miguel Cabrera	2013

WALKS

137	Roy Cullenbine	1947
135	Eddie Yost	1959
132	Tony Phillips	1993
125	Eddie Yost	1960
124	Norm Cash	1961
122	Mickey Tettleton	1992
120	Eddie Lake	1947
119	Hank Greenberg	1938
118	Donie Bush	1915
118	Ty Cobb	1915

STRIKEOUTS

182	Cecil Fielder	1990
181	Austin Jackson	2011
179	Justin Upton	2016
178	J.D. Martinez	2015
175	Rob Deer	1991
174	Curtis Granderson	2006
170	Brandon Inge	2009
170	Austin Jackson	2010
160	Jeimer Candelario	2018
158	Melvin Nieves	1996

STOLEN BASES

96	Ty Cobb	1915
83	Ty Cobb	1911
78	Ron LeFlore	1979
76	Ty Cobb	1909
74	Brian Hunter	1997
68	Ty Cobb	1916
68	Ron LeFlore	1978
65	Ty Cobb	1910
61	Ty Cobb	1912
58	Ron LeFlore	1976

SLUGGING PERCENTAGE

.683	Hank Greenberg	1938
.670	Hank Greenberg	1940
.668	Hank Greenberg	1937
.662	Norm Cash	1961
.636	Miguel Cabrera	2013
.632	Harry Heilmann	1923
.628	Hank Greenberg	1935
.622	Miguel Cabrera	2010
.622	Hank Greenberg	1939
.621	Ty Cobb	1911

ON-BASE PERCENTAGE

.487	Norm Cash	1961
.486	Ty Cobb	1915
.481	Harry Heilmann	1923
.475	Harry Heilmann	1927
.468	Ty Cobb	1925
.467	Ty Cobb	1913
.467	Ty Cobb	1911
.462	Ty Cobb	1922
.458	Charlie Gehringer	1937
.458	Ty Cobb	1912

PINCH HITS

19	Bob Fothergill	1929
18	Gates Brown	1968
17	Sammy Hale	1920
17	Vic Wertz	1962
16	Gates Brown	1974
15	Gus Zernial	1958
13	Billy Rhiel	1932
13	Pat Mullin	1953
13	Gates Brown	1966
13	Dalton Jones	1971

CONSECUTIVE-GAME HIT STREAKS

(Within a Single Season)

40	Ty Cobb	1911
35	Ty Cobb	1917
30	Goose Goslin	1934
30	Ron LeFlore	1976
29	Dale Alexander	1930
29	Pete Fox	1935
27	Gee Walker	1937
27	Ron LeFlore	1978
26	John Stone	1930
25	Ty Cobb	1906
25	John Stone	1931

TIGERS SINGLE-SEASON TOP TEN



PITCHING LEADERS

WINS

31	Denny McLain	1968
29	George Mullin	1909
29	Hal Newhouser	1944
27	Dizzy Trout	1944
26	Hal Newhouser	1946
25	Wild Bill Donovan	1907
25	Ed Killian	1907
25	Hal Newhouser	1945
25	Mickey Lolich	1971
24	Ed Summers	1908
24	Hooks Dauss	1915
24	Schoolboy Rowe	1934
24	Denny McLain	1969
24	Justin Verlander	2011

LOSSES

23	George Mullin	1904
21	George Mullin	1905
21	Hooks Dauss	1920
21	Mickey Lolich	1974
21	Mike Maroth	2003
20	Ed Killian	1904
20	George Mullin	1907
20	Bobo Newsom	1941
20	Art Houtteman	1952
19	Herman Pillellet	1923
19	Virgil Trucks	1952
19	Mickey Lolich	1970
19	Lerrin LaGrow	1974
19	Jeremy Bonderman	2003

EARNED RUN AVERAGE

(min. 1.0 IP Per Team Game)

1.64	Ed Summers	1908
1.71	Ed Killian	1909
1.78	Ed Killian	1907
1.81	Hal Newhouser	1945
1.91	Ed Siever	1902
1.94	Hal Newhouser	1946
1.96	Denny McLain	1968
1.97	Harry Coveleski	1916
2.02	Al Benton	1945
2.08	Wild Bill Donovan	1908

GAMES

88	Mike Myers	1997
88	Sean Runyan	1998
83	Mike Myers	1996
80	Guillermo Hernandez	1984
78	Jamie Walker	2003
75	Jose Valverde	2011
74	Guillermo Hernandez	1985
74	Phil Coke	2010
73	Fernando Rodney	2009
73	Joaquin Benoit	2012

GAMES STARTED

45	Mickey Lolich	1971
44	George Mullin	1904
42	George Mullin	1907
42	Mickey Lolich	1973
41	George Mullin	1905
41	Denny McLain	1968
41	Denny McLain	1969
41	Mickey Lolich	1972
41	Joe Coleman	1974
41	Mickey Lolich	1974

COMPLETE GAMES

42	George Mullin	1904
35	Roscoe Miller	1901
35	George Mullin	1905
35	George Mullin	1906
35	George Mullin	1907
34	Wild Bill Donovan	1903
33	Ed Killian	1905
33	Dizzy Trout	1944
32	Ed Killian	1904
31	George Mullin	1903

SHUTOUTS

9	Denny McLain	1969
8	Ed Killian	1905
8	Hal Newhouser	1945
7	George Mullin	1904
7	Dizzy Trout	1944
7	Billy Hoelt	1955
6	Many times	

SAVES

49	Jose Valverde	2011
44	Francisco Rodríguez	2016
42	Todd Jones	2000
38	John Hiller	1973
38	Todd Jones	2007
37	Todd Jones	2006
37	Fernando Rodney	2009
35	Jose Valverde	2012
35	Joe Nathan	2014
32	Guillermo Hernandez	1984
32	Shane Greene	2018

INNINGS PITCHED

382.1	George Mullin	1904
376.0	Mickey Lolich	1971
357.1	George Mullin	1907
352.1	Dizzy Trout	1944
347.2	George Mullin	1905
336.0	Denny McLain	1968
332.0	Roscoe Miller	1901
331.2	Ed Killian	1904
330.0	George Mullin	1906
327.1	Mickey Lolich	1972

HITS ALLOWED

346	George Mullin	1907
345	George Mullin	1904
339	Roscoe Miller	1901
336	Mickey Lolich	1971
334	Ed Siever	1901
331	Hooks Dauss	1923
315	George Mullin	1906
315	Mickey Lolich	1973
314	Dizzy Trout	1944
310	Mickey Lolich	1974

RUNS ALLOWED

168	Roscoe Miller	1901
166	Ed Siever	1901
160	Joe Coleman	1974
158	Hooks Dauss	1920
155	George Mullin	1902
155	Mickey Lolich	1974
154	George Mullin	1904
153	George Mullin	1907
152	Vic Sorrell	1929
152	Earl Whitehill	1931

EARNED RUNS ALLOWED

142	Mickey Lolich	1974
137	Joe Coleman	1974
131	Howard Ehmke	1922
131	Mickey Lolich	1973
130	Vic Sorrell	1929
128	Bobo Newsom	1941
127	Hooks Dauss	1923
127	Roxie Lawson	1937
126	Earl Whitehill	1929
125	Jack Morris	1990

HOME RUNS ALLOWED

42	Denny McLain	1966
40	Jack Morris	1986
39	Jack Morris	1987
38	Jim Bunning	1963
38	Mickey Lolich	1974
37	Jim Bunning	1959
37	Jack Morris	1982
37	Dan Petry	1983
36	Mickey Lolich	1971
35	Denny McLain	1967
35	Mickey Lolich	1973
35	Bill Gullickson	1992
35	Mike Moore	1993

WALKS

158	Joe Coleman	1974
142	Paul Foytack	1956
138	George Mullin	1905
137	Hal Newhouser	1941
131	George Mullin	1904
124	Howard Ehmke	1920
124	Virgil Trucks	1949
122	Mickey Lolich	1969
119	Tommy Bridges	1932
118	Earl Whitehill	1931
118	Bobo Newsom	1941

WALKS PER NINE INNINGS

1.29	Fred Hutchinson	1951
1.33	Frank Kitson	1903
1.40	Dave Rozema	1977
1.53	Ed Siever	1902
1.64	Ed Summers	1908
1.66	Ed Summers	1909
1.69	Denny McLain	1968
1.70	Ed Siever	1907
1.71	Frank Kitson	1904
1.72	Jack Cronin	1901

STRIKEOUTS

308	Mickey Lolich	1971
280	Denny McLain	1968
275	Hal Newhouser	1946
271	Mickey Lolich	1969
269	Justin Verlander	2009
254	Justin Verlander	2016
252	Max Scherzer	2014
250	Mickey Lolich	1972
250	Justin Verlander	2011
240	Max Scherzer	2013

STRIKEOUTS PER NINE INNINGS

11.08	Max Scherzer	2012
10.29	Max Scherzer	2014
10.09	Justin Verlander	2009
10.08	Max Scherzer	2013
10.04	Justin Verlander	2016
9.99	Anibal Sanchez	2013
9.21	Justin Verlander	2017
9.03	Justin Verlander	2012
8.96	Justin Verlander	2011
8.95	Justin Verlander	2013



TIGERS SINGLE-SEASON ROOKIE TOP TEN

BATTING LEADERS

BATTING AVERAGE

.343	Dale Alexander	1929
.316	Dick Wakefield	1943
.314	Roy Johnson	1929
.311	Barney McCosky	1939
.308	Harvey Kuenn	1953
.308	Lu Blue	1921
.301	Hank Greenberg	1933
.300	Topper Rigney	1922
.293	Austin Jackson	2010
.291	Ricky Peters	1980

GAMES PLAYED

162	Jake Wood	1961
157	Donie Bush	1909
155	Topper Rigney	1922
155	Dale Alexander	1929
155	Dick Wakefield	1943
155	Harvey Kuenn	1953
154	Milt Cuyler	1991
153	Lu Blue	1921
151	Steve Kemp	1977
151	Austin Jackson	2010

AT-BATS

679	Harvey Kuenn	1953
663	Jake Wood	1961
640	Roy Johnson	1929
633	Dick Wakefield	1943
626	Dale Alexander	1929
618	Austin Jackson	2010
611	Barney McCosky	1939
590	Harry Davis	1932
585	Lu Blue	1921
575	Joe Hoover	1943

RUNS

128	Roy Johnson	1929
120	Barney McCosky	1939
114	Donie Bush	1909
110	Dale Alexander	1929
103	Lu Blue	1921
103	Austin Jackson	2010
96	Jake Wood	1961
94	Harvey Kuenn	1953
92	Harry Davis	1932
91	Dick Wakefield	1943

HITS

215	Dale Alexander	1929
209	Harvey Kuenn	1953
201	Roy Johnson	1929
200	Dick Wakefield	1943
190	Barney McCosky	1939
181	Austin Jackson	2010
180	Lu Blue	1921
171	Jake Wood	1961
161	Topper Rigney	1922
159	Harry Davis	1932

TOTAL BASES

363	Dale Alexander	1929
304	Roy Johnson	1929
275	Dick Wakefield	1943
263	Barney McCosky	1939
262	Harvey Kuenn	1953
250	Lu Blue	1921
249	Jake Wood	1961
247	Matt Nokes	1987
247	Austin Jackson	2010
244	Rudy York	1937

EXTRA-BASE HITS

83	Dale Alexander	1929
69	Roy Johnson	1929
56	Rudy York	1937
53	Dick Wakefield	1943
51	Barney McCosky	1939
51	Steve Kemp	1977
49	Lu Blue	1921
49	Harry Davis	1932
48	Hank Greenberg	1933
48	Matt Nokes	1987
48	Austin Jackson	2010
48	Niko Goodrum	2018

DOUBLES

45	Roy Johnson	1929
43	Dale Alexander	1929
38	Dick Wakefield	1943
34	Austin Jackson	2010
33	Lu Blue	1921
33	Hank Greenberg	1933
33	Barney McCosky	1939
33	Harvey Kuenn	1953
32	Harry Davis	1932
31	Nicholas Castellanos	2014

TRIPLES

17	Charlie Gehringer	1926
15	Dale Alexander	1929
14	Roy Johnson	1929
14	Barney McCosky	1939
14	Jake Wood	1961
13	Harry Davis	1932
13	Pete Fox	1933
11	Charlie Carr	1903
11	Lu Blue	1921
11	Jackie Tavener	1925
11	Liz Funk	1930
11	Bill Tuttle	1954

HOME RUNS

35	Rudy York	1937
32	Matt Nokes	1987
27	Tony Clark	1996
25	Dale Alexander	1929
23	Craig Monroe	2003
18	Norm Cash	1960
18	Steve Kemp	1977
18	Gabe Kapler	1999
18	Eric Munson	2003
17	Jason Thompson	1976

RUNS BATTED IN (since 1920)

137	Dale Alexander	1929
103	Rudy York	1937
88	Steve Kemp	1977
87	Hank Greenberg	1933
87	Matt Nokes	1987
79	Dick Wakefield	1943
75	Lu Blue	1921
74	Harry Davis	1932
73	Johnny Groth	1949
72	Tony Clark	1996

WALKS

103	Lu Blue	1921
88	Donie Bush	1909
71	Steve Kemp	1977
70	Barney McCosky	1939
68	Topper Rigney	1922
68	Steve Boros	1961
68	Jason Thompson	1976
67	Roy Johnson	1929
65	Johnny Groth	1949
65	Norm Cash	1960

STRIKEOUTS

170	Austin Jackson	2010
141	Jake Wood	1961
140	Nicholas Castellanos	2014
132	Niko Goodrum	2018
127	Tony Clark	1996
107	Bobby Higginson	1995
101	Joe Hoover	1943
99	Brennan Boesch	2010
94	Leon Roberts	1975
93	Steve Kemp	1977

STOLEN BASES

53	Donie Bush	1909
41	Milt Cuyler	1991
30	Jake Wood	1961
28	Baldy Louden	1912
27	Austin Jackson	2010
23	George Burns	1914
23	Ron LeFlore	1974
22	Bobby Veach	1913
21	Quintin Berry	2012
20	Delos Drake	1911
20	Roy Johnson	1929
20	Barney McCosky	1939
20	Kimera Barte	1996

ON-BASE PERCENTAGE

.416	Lu Blue	1921
.397	Dale Alexander	1929
.384	Barney McCosky	1939
.380	Topper Rigney	1922
.380	Donie Bush	1909
.379	Roy Johnson	1929
.377	Dick Wakefield	1943
.369	Ricky Peters	1980
.367	Hank Greenberg	1933
.361	Lou Whitaker	1978

SLUGGING PERCENTAGE

.580	Dale Alexander	1929
.536	Matt Nokes	1987
.475	Roy Johnson	1929
.468	Hank Greenberg	1933
.434	Dick Wakefield	1943
.430	Barney McCosky	1939
.427	Lu Blue	1921
.424	Pete Fox	1933
.422	Steve Kemp	1977
.416	Brennan Boesch	2010



PITCHING LEADERS

WINS

24	Ed Summers	1908
23	Roscoe Miller	1901
19	Herman Pillette	1922
19	Mark Fidrych	1976
18	Ed Siever	1901
17	Earl Whitehill	1924
17	Justin Verlander	2006
15	Dave Rozema	1977
14	Virgil Trucks	1942
14	Frank Lary	1955
14	Rick Porcello	2009

LOSSES

19	Jeremy Bolderman	2003
16	George Mullin	1902
16	Tommy Bridges	1931
15	Ed Siever	1901
15	Frank Lary	1955
14	Rudy Kallio	1918
14	Rufe Gentry	1944
13	Roscoe Miller	1901
13	George Zuverink	1954
13	Ray Bare	1975
13	Felipe Lira	1995

**EARNED RUN AVERAGE
(min. 1.0 IP Per Team Game)**

1.64	Ed Summers	1908
2.34	Mark Fidrych	1976
2.48	Hooks Dauss	1913
2.74	Virgil Trucks	1942
2.85	Herman Pillette	1922
2.91	Hal White	1942
2.95	Roscoe Miller	1901
3.09	Dave Rozema	1977
3.10	Frank Lary	1955
3.11	Bernie Boland	1915

GAMES

88	Sean Runyan	1998
83	Mike Myers	1996
66	Chris Spurling	2003
65	Mike Munoz	1992
62	Joel Zumaya	2006
61	Chuck Seelbach	1972
55	Mike Henneman	1987
55	Daniel Stumpf	2017
53	Ryan Perry	2009
49	Masao Kida	1999
49	Brad Thomas	2010

GAMES STARTED

37	Herman Pillette	1922
36	Roscoe Miller	1901
33	Ed Siever	1901
32	Ed Summers	1908
32	Earl Whitehill	1924
31	Frank Lary	1955
31	Vern Ruhle	1975
31	Brian Moehler	1997
31	Rick Porcello	2009
30	George Mullin	1902
30	Rufe Gentry	1944
30	Justin Verlander	2006

COMPLETE GAMES

35	Roscoe Miller	1901
30	Ed Siever	1901
25	George Mullin	1902
24	Mark Fidrych	1976
23	Ed Summers	1908
22	Hooks Dauss	1913
18	Herman Pillette	1922
16	Earl Whitehill	1924
16	Sam Gibson	1926
16	Frank Lary	1955
16	Dave Rozema	1977

SHUTOUTS

5	Ed Summers	1908
4	Herman Pillette	1922
4	Hal White	1942
4	Mike Kilkenny	1969
4	Mark Fidrych	1976
3	Roscoe Miller	1901
3	Sailor Stroud	1910
3	Stubby Overmire	1943
3	Rufe Gentry	1944
3	Vern Ruhle	1975

SAVES

14	Chuck Seelbach	1972
12	Terry Fox	1961
10	Mike Marshall	1967
9	Fred Lasher	1967
8	Jess Doyle	1925
7	Jim Middleton	1921
7	Fred Gladding	1963
7	Fred Gladding	1964
7	Pat Dobson	1968
7	Daryl Patterson	1968
7	Mike Henneman	1987

INNINGS PITCHED

332.0	Roscoe Miller	1901
301.0	Ed Summers	1908
288.2	Ed Siever	1901
274.2	Herman Pillette	1922
260.0	George Mullin	1902
250.1	Mark Fidrych	1976
235.0	Frank Lary	1955
233.0	Earl Whitehill	1924
225.0	Hooks Dauss	1913
218.1	Dave Rozema	1977

HITS ALLOWED

339	Roscoe Miller	1901
334	Ed Siever	1901
282	George Mullin	1902
271	Ed Summers	1908
270	Herman Pillette	1922
260	Earl Whitehill	1924
232	Ken Holloway	1923
232	Frank Lary	1955
222	Dave Rozema	1977
217	Mark Fidrych	1976

RUNS ALLOWED

168	Roscoe Miller	1901
166	Ed Siever	1901
155	George Mullin	1902
125	Earl Whitehill	1924
120	Tommy Bridges	1931
118	Jeremy Bolderman	2003
117	Ken Holloway	1923
113	Ed Lafitte	1911
112	Ed Summers	1908
110	Herman Pillette	1922

EARNED RUNS ALLOWED

109	Roscoe Miller	1901
106	George Mullin	1902
104	Ed Siever	1901
101	Jeff Weaver	1999
100	Earl Whitehill	1924
100	Jeremy Bolderman	2003
96	Ken Holloway	1923
96	Tommy Bridges	1931
96	Rufe Gentry	1944
91	Vic Sorrell	1928
91	Brian Moehler	1997

HOME RUNS ALLOWED

29	Jerry Ujdur	1982
28	Armando Galarraga	2008
27	Jeff Weaver	1999
25	Dave Rozema	1977
23	Jeremy Bolderman	2003
23	Rick Porcello	2009
22	George Zuverink	1954
22	Brian Moehler	1997
21	Justin Verlander	2006
17	Eight pitchers	

WALKS

108	Tommy Bridges	1931
108	Rufe Gentry	1944
98	Roscoe Miller	1901
98	Les Cain	1970
95	George Mullin	1902
95	Herman Pillette	1922
89	Frank Lary	1955
83	Vic Sorrell	1928
82	Hooks Dauss	1913
82	Hal White	1942

STRIKEOUTS

156	Les Cain	1970
132	Michael Fulmer	2016
126	Armando Galarraga	2008
124	Justin Verlander	2006
114	Jeff Weaver	1999
108	Jeremy Bolderman	2003
107	Hooks Dauss	1913
105	Tommy Bridges	1931
103	Ed Summers	1908
103	Mickey Lohich	1963
103	Mark Leiter	1991



TIGERS CAREER TOP TEN

GAMES PLAYED BY POSITION

CATCHER

Bill Freehan	1,581
Oscar Stanage	1,072
Lance Parrish	1,039
Johnny Bassler	729
Alex Avila	683
Ray Hayworth	642
Bob Swift	629
Birdie Tebbetts	620
Ivan Rodriguez	578
Larry Woodall	484

FIRST BASE

Norm Cash	1,912
Miguel Cabrera	1,125
Hank Greenberg	1,019
Rudy York	945
Lu Blue	894
Cecil Fielder	748
Tony Clark	681
Jason Thompson	602
Dave Bergman	582
George Burns	469

SECOND BASE

Lou Whitaker	2,308
Charlie Gehringer	2,209
Dick McAuliffe	918
Ralph Young	874
Damon Easley	794
Frank Bolling	779
Placido Polanco	625
Ian Kinsler	599
Eddie Mayo	544
Germany Schaefer	483

SHORTSTOP

Alan Trammell	2,139
Donie Bush	1,845
Billy Rogell	1,148
Harvey Kuenn	747
Deivi Cruz	702
Dick McAuliffe	663
Charley O'Leary	632
Ed Brinkman	628
Johnny Lipon	590
José Iglesias	549

THIRD BASE

Aurelio Rodriguez	1,236
Don Wert	1,036
Brandon Inge	999
Tom Brookens	979
Pinky Higgins	842
George Kell	826
Bob Jones	774
Travis Fryman	768
Marv Owen	717
George Moriarty	633

OUTFIELD

Ty Cobb	2,722
Al Kaline	2,488
Sam Crawford	1,906
Bobby Veach	1,565
Harry Heilmann	1,485
Mickey Stanley	1,289
Bobby Higginson	1,274
Jim Northrup	1,190
Willie Horton	1,179
Chet Lemon	1,170

DESIGNATED HITTER

Victor Martinez	835
Rusty Staub	420
Dmitri Young	299
Kirk Gibson	293
Willie Horton	265
Darrell Evans	253
Cecil Fielder	237
Gary Sheffield	225
Johnny Grubb	151
Al Kaline	146

PITCHER

John Hiller	545
Hooks Dauss	538
Mickey Lolich	508
Dizzy Trout	493
Mike Henneman	491
Todd Jones	480
Hal Newhouser	460
George Mullin	435
Jack Morris	430
Tommy Bridges	424

TOP TIGERS SINGLE-SEASON ERRORLESS STREAKS (SINCE 1957)

CATCHER

James McCann	112	4/8-10/3/2015
Matt Nokes	81	4/28-9/5/1987
Mickey Tettleton	81	5/23-10/3/1992
Bill Freehan	77	4/6-7/16/1970
Dick Brown	75	4/9-7/22/1962
Bill Freehan	74	7/4-9/28/1971
Bill Freehan	72	6/13-8/28/1964
Ivan Rodriguez	67	4/3-7/14/2006
Bill Freehan	65	4/24-7/20/1965
Alex Avila	65	5/31-9/12/2010

FIRST BASE

Miguel Cabrera	91	5/13-9/23/2017
Darrell Evans	82	5/23-10/4/1987
Sean Casey	80	5/1-8/10/2007
Enos Cabell	72	4/5-8/2/1983
Miguel Cabrera	67	6-13/9/20/2014
Prince Fielder	61	7/21-9/29/2013
Miguel Cabrera	59	8/2-10/6/2009
Prince Fielder	59	6/8-8/13/2012
Carlos Pena	57	7/15-9/28/2004
Miguel Cabrera	56	4/6-6/6/2015

SECOND BASE

Placido Polanco	141	4/2-9/30/2007
Frank Bolling	72	5/18-8/28/1959
Lou Whitaker	68	4/15-7/3/1990
Placido Polanco	67	5/13-8/6/2009
Scott Fletcher	63	4/26-9/29/1995
Dick McAuliffe	61	7/14-9/20/1968
Damon Easley	60	4/3-7/20/2000
Ramon Santiago	59	4/3-9/4/2011
Damon Easley	58	5/14-7/20/1998
Placido Polanco	53	8/8-10/6/2009

THIRD BASE

Don Wert	49	5/14-7/4/1965
Aurelio Rodriguez	48	8/3-9/23/1972
Brandon Inge	48	4/3-9/26/2008
Travis Fryman	46	4/4-5/26/1996
Aurelio Rodriguez	43	6/9-7/27/1978
Tom Brookens	41	5/14-9/29/1984
Steve Boros	40	6/22-9/13/1961
Travis Fryman	40	5/3-6/16/1994
Travis Fryman	40	8/13-9/24/1995
Joe Randa	40	4/30-6/13/1998
Andrew Romine	40	4/16-9/30/2016

SHORTSTOP

Jhonny Peralta	75	6/21-9/18/2012
Eddie Brinkman	72	5/21-8/4/1972
Eddie Brinkman	56	7/28-9/22/1971
Alan Trammell	51	5/10-7/12/1980
Jhonny Peralta	50	6/10-9/29/2013
Deivi Cruz	48	6/23-8/19/1997
Ramon Santiago	47	7/1-8/27/2003
Alan Trammell	42	4/8-5/29/1985
Deivi Cruz	42	7/30-9/14/1999
José Iglesias	41	4/5-5/24/2016

OUTFIELD

Magglio Ordonez	140	4/7-9/30/2007
Charlie Maxwell	134	4/20-9/29/1957
Mickey Stanley	132	4/12-10/1/1970
Mickey Stanley	131	4/13-9/22/1968
Al Kaline	129	4/6-9/24/1971
Chet Lemon	107	4/8-8/24/1985
Charlie Maxwell	106	5/28-10/2/1960
Al Kaline	106	5/26-9/28/1966
Austin Jackson	103	4/5-8/24/2012
Luis Gonzalez	100	3/31-7/29/1998

ALL-STAR GAME HISTORY





TIGERS ALL-STAR GAME SELECTIONS

1933
Charlie Gehringer (2B)
1934
 Tommy Bridges+ (P)
 Mickey Cochrane (C)
Charlie Gehringer (2B)
1935
 Tommy Bridges+ (P)
 Mickey Cochrane+ (C)
Charlie Gehringer (2B)
 Schoolboy Rowe+ (P)
1936
 Tommy Bridges* (P)
Charlie Gehringer (2B)
 Goose Goslin (OF)
 Schoolboy Rowe (P)
1937
 Tommy Bridges (P)
Charlie Gehringer (2B)
 Hank Greenberg+ (1B)
 Gee Walker* (OF)
1938
Charlie Gehringer (2B)
 Hank Greenberg* (1B)
 Vern Kennedy+ (P)
 Rudy York (C)
1939
 Tommy Bridges (P)
Hank Greenberg (1B)
 Bobo Newsum+ (P)
1940
 Tommy Bridges+ (P)
Hank Greenberg (1B)
 Bobo Newsum (P)
1941
 Al Benton+ (P)
 Birdie Tebbetts+ (C)
Rudy York (1B)
1942
 Al Benton (P)
 Hal Newhouser+ (P)
Birdie Tebbetts (C)
Rudy York (1B)
1943
 Hal Newhouser (P)
Dick Wakefield (OF)
 Rudy York (1B)
1944
 Pinky Higgins (3B)
 Hal Newhouser (P)
 Dizzy Trout+ (P)
 Rudy York+ (1B)
1945
 Hank Greenberg+ (1B)
1946
 Hal Newhouser (P)
1947
George Kell (3B)
 Pat Mullin+ (OF)
Hal Newhouser (P)
 Dizzy Trout+ (P)
1948
Hoot Evers (OF)
 George Kell+ (3B)
Pat Mullin (OF)
 Hal Newhouser (P)

1949
George Kell (3B)
 Virgil Trucks (P)
 Vic Wertz (OF)
1950
Hoot Evers (OF)
 Ted Gray (P)
 Art Houtteman (P)
George Kell (3B)
1951
 Fred Hutchinson (P)
George Kell (3B)
 Vic Wertz (OF)
1952
 Vic Wertz+ (OF)
1953
 Harvey Kuenn (SS)
1954
Ray Boone (3B)
 Harvey Kuenn+ (SS)
1955
 Billy Hoelt+ (P)
Al Kaline (OF)
Harvey Kuenn (SS)
 Ray Boone (3B)
Al Kaline (OF)
Harvey Kuenn (SS)
 Charlie Maxwell (OF)
1957
Jim Bunning (P)
Al Kaline (OF)
Harvey Kuenn (SS)
 Charlie Maxwell (OF)
1958
 Al Kaline (OF)
 Harvey Kuenn (OF)
1959 (Game One)
 Jim Bunning (P)
 Al Kaline (OF)
 Harvey Kuenn (OF)
1959 (Game Two)
 Al Kaline (OF)
 Harvey Kuenn* (OF)
1960 (Game One)
 Al Kaline (OF)
 Frank Lary (P)
1960 (Game Two)
 Al Kaline (OF)
 Frank Lary (P)
1961 (Game One)
 Jim Bunning (P)
Norm Cash (1B)
 Al Kaline (OF)
 Frank Lary (P)
1961 (Game Two)
Jim Bunning (P)
Norm Cash (1B)
 Al Kaline (OF)
1962 (Game One)
 Hank Aguirre+ (P)
Jim Bunning (P)
 Rocky Colavito (OF)
1962 (Game Two)
 Hank Aguirre (P)
 Jim Bunning+ (P)
 Rocky Colavito (OF)
 Al Kaline (OF)
1963
 Jim Bunning (P)
Al Kaline (OF)

1964
 Bill Freehan+ (C)
 Al Kaline* (OF)
 Jerry Lumpe+ (2B)
1965
Bill Freehan (C)
Willie Horton (OF)
 Al Kaline (OF)
Dick McAuliffe (SS)
1966
 Norm Cash (1B)
Bill Freehan (C)
 Al Kaline (OF)
Dick McAuliffe (SS)
Denny McLain (P)
1967
Bill Freehan (C)
Al Kaline* (OF)
 Dick McAuliffe (SS)
1968
Bill Freehan (C)
Willie Horton (OF)
 Denny McLain (P)
 Don Wert (3B)
1969
Bill Freehan (C)
 Mickey Lolich+ (P)
 Denny McLain (P)
1970
Bill Freehan (C)
 Willie Horton (OF)
1971
Norm Cash (1B)
Bill Freehan (C)
 Al Kaline (OF)
 Mickey Lolich (P)
1972
 Norm Cash (1B)
Bill Freehan (C)
 Mickey Lolich (P)
1973
 Ed Brinkman (SS)
 Bill Freehan+ (C)
 Willie Horton (OF)
1974
 John Hiller+ (P)
 Al Kaline (OF)
1975
 Bill Freehan+ (C)
1976
Mark Fidrych (P)
Ron LeFlore (OF)
Rusty Staub (OF)
1977
 Mark Fidrych* (P)
 Jason Thompson+ (1B)
1978
 Jason Thompson (1B)
1979
 Steve Kemp (OF)
1980
 Lance Parrish (C)
 Alan Trammell (SS)
1981
Jack Morris (P)
1982
 Lance Parrish (C)
1983
 Aurelio Lopez+ (P)
 Lance Parrish (C)
 Lou Whitaker (2B)

1984
 Willie Hernandez (P)
Chet Lemon (OF)
 Jack Morris (P)
Lance Parrish (C)
 Alan Trammell* (SS)
Lou Whitaker (2B)
1985
 Willie Hernandez+ (P)
Jack Morris (P)
Lance Parrish* (C)
 Dan Petry (P)
 Alan Trammell (SS)
Lou Whitaker (2B)
1986
 Willie Hernandez (P)
Lance Parrish (C)
Lou Whitaker (2B)
1987
 Jack Morris (P)
 Matt Nokes (C)
 Alan Trammell (SS)
 Lou Whitaker* (2B)
1988
 Doyle Alexander+ (P)
Alan Trammell (SS)
1989
 Mike Henneman+ (P)
1990
 Cecil Fielder (1B)
 Alan Trammell (SS)
1991
Cecil Fielder (1B)
1992
 Travis Fryman (SS)
1993
 Cecil Fielder (1B)
 Travis Fryman (SS)
1994
 Travis Fryman (3B)
 Mickey Tettleton (C)
1995
 David Wells (P)
1996
 Travis Fryman (3B)
1997
 Justin Thompson (P)
1998
 Damion Easley (2B)
1999
 Brad Ausmus (C)
2000
 Todd Jones (P)
2001
 Tony Clark (1B)
2002
 Robert Fick (OF)
2003
 Dmitri Young+ (OF)
2004
 Carlos Guillen+ (SS)
Ivan Rodriguez (C)
2005
 Ivan Rodriguez (C)
2006
 Magglio Ordoñez (OF)
Ivan Rodriguez (C)
Kenny Rogers (P)
2007
 Carlos Guillen (SS)
Magglio Ordoñez (OF)

Placido Polanco (2B)
Ivan Rodriguez (C)
 Justin Verlander (P)
2008
 Carlos Guillen (3B)
2009
 Curtis Granderson (OF)
 Brandon Inge (3B)
 Edwin Jackson (P)
 Justin Verlander+ (P)
2010
Miguel Cabrera (1B)
 Jose Valverde (P)
 Justin Verlander (P)
2011
Alex Avila (C)
 Miguel Cabrera (1B)
 Jose Valverde+ (P)
 Justin Verlander+ (P)
2012
 Miguel Cabrera (1B)
Prince Fielder (3B)
Justin Verlander (P)
2013
Miguel Cabrera (3B)
 Prince Fielder (1B)
 Torii Hunter (OF)
 Jhonny Peralta (SS)
Max Scherzer (P)
 Justin Verlander+ (P)
2014
Miguel Cabrera (1B)
 Ian Kinsler (2B)
 Victor Martinez* (DH)
 Max Scherzer (P)
2015
Miguel Cabrera* (1B)
 Jose Iglesias (SS)
 J.D. Martinez (OF)
 David Price (P)
2016
 Miguel Cabrera (1B)
2017
 Michael Fulmer+ (P)
 Justin Upton (OF)
2018
 Joe Jiménez (P)

Bold Voted to start or started
 *Selected but replaced due to injury
 +Selected but did not appear in game

Note: No game was played in 1945, although teams were selected

POSTSEASON HISTORY





1907 WORLD SERIES

CHICAGO (NL) 4 -- DETROIT (AL) 0

Game 1 • October 8, 1907

		R	H	E
DETROIT	0 0 0 0 0 3 0 0 0 0	3	9	3
CHICAGO	0 0 0 1 0 0 0 2 0 0 0	3	10	5

Pitchers: Donovan vs. Overall, Reulbach (10)
Attendance: 24,377

Game 2 • October 9, 1907

		R	H	E
DETROIT	0 1 0 0 0 0 0 0 0 0	1	10	1
CHICAGO	0 1 0 2 0 0 0 0 x	3	8	1

Pitchers: MULLIN vs. PFIESTER
Attendance: 21,901

Game 3 • October 10, 1907

		R	H	E
DETROIT	0 0 0 0 1 0 0 0 0	1	6	1
CHICAGO	0 1 0 3 1 0 0 0 x	5	10	1

Pitchers: SIEVER, Killian (5) vs. REULBACH
Attendance: 13,114

Game 4 • October 11, 1907

		R	H	E
CHICAGO	0 0 0 0 2 0 3 0 1	6	7	2
DETROIT	0 0 0 1 0 0 0 0 0	1	5	2

Pitchers: OVERALL vs. DONOVAN
Attendance: 11,306

Game 5 • October 12, 1907

		R	H	E
CHICAGO	1 1 0 0 0 0 0 0 0	2	7	1
DETROIT	0 0 0 0 0 0 0 0 0	0	7	2

Pitchers: BROWN vs. MULLIN
Attendance: 7,370

TIGERS STATISTICS FROM THE 1907 WORLD SERIES

Player	AVG	G	AB	R	H	TB	2B	3B	HR	RBI	SH	SF	HB	BB	SO	SB	CS	OBP	SLG	E
Archer, Jimmy	.000	1	3	0	0	0	0	0	0	0	0	0	0	0	1	0	0	.000	.000	0
Cobb, Ty	.200	5	20	1	4	6	0	1	0	0	0	0	1	0	3	0	0	1.238	.300	0
Coughlin, Bill	.250	5	20	0	5	5	0	0	0	0	0	0	0	1	4	1	0	.286	.250	2
Crawford, Sam	.238	5	21	1	5	6	1	0	0	3	0	0	0	0	3	0	0	.238	.286	0
Donovan, Wild Bill	.000	2	8	0	0	0	0	0	0	0	0	0	0	0	3	0	0	.000	.000	0
Jones, Davy	.353	5	17	1	6	6	0	0	0	0	1	0	0	4	0	3	1	.476	.353	1
Killian, Ed	.500	1	2	1	1	1	0	0	0	0	0	0	0	0	0	0	0	.500	.500	0
Mullin, George	.000	2	6	0	0	0	0	0	0	0	0	0	0	0	1	0	0	.000	.000	0
O'Leary, Charley	.059	5	17	0	1	1	0	0	0	0	1	0	0	1	3	0	1	.111	.059	2
Payne, Fred	.250	2	4	0	1	1	0	0	0	1	0	0	0	0	0	1	0	.250	.250	1
Rossmann, Claud	.400	5	20	1	8	10	0	1	0	2	0	0	0	1	0	1	0	.429	.500	1
Schaefer, Germany	.143	5	21	1	3	3	0	0	0	0	1	0	0	0	3	0	2	.143	.143	0
Schmidt, Boss	.167	4	12	0	2	2	0	0	0	0	0	0	0	2	1	0	0	.286	.167	2
Siever, Ed	.000	1	1	0	0	0	0	0	0	0	0	0	0	0	0	0	0	.000	.000	0
Totals	.209	5	172	6	36	41	1	2	0	6	3	0	1	9	22	6	5	.253	.238	9

Pitcher	W-L	ERA	G	GS	CG	SHO	SV	IP	H	AB	R	ER	HR	HB	BB	SO	WP	BK	AVG
Donovan, Wild Bill	0-1	1.71	2	2	2	0	0	21.0	17	72	9	4	0	3	5	16	0	0	.236
Mullin, George	0-2	2.12	2	2	2	0	0	17.0	16	62	5	4	0	1	6	8	0	0	.258
Killian, Ed	0-0	2.25	1	0	0	0	0	4.0	3	15	1	1	0	0	1	1	0	0	.200
Siever, Ed	0-1	4.50	1	1	0	0	0	4.0	7	18	4	2	0	0	0	1	0	0	.389
Totals	0-4	2.15	5	5	4	0	0	46.0	43	167	19	11	0	4	12	26	0	0	.257

THE TIGERS 20-20 CLUB

Six players in Tigers history have hit 20 home runs and stolen 20 bases in the same season. Kirk Gibson accomplished the feat four times -- in four years -- and fell just one home run short of being the only Tigers player to reach 30-30 in 1985.

Year	Player	Home Runs	Stolen Bases
1984	Kirk Gibson	27	29
1985	Kirk Gibson	29	30
1986	Kirk Gibson	28	34
	Alan Trammell	21	25
1987	Kirk Gibson	24	26
	Alan Trammell	28	21
1995	Chad Curtis	21	27
1997	Damion Easley	22	28
2007	Curtis Granderson	23	26
	Gary Sheffield	25	22
2009	Curtis Granderson	30	20



CHICAGO (NL) 4 -- DETROIT (AL) 1

Game 1 • October 10, 1908

CHICAGO	0 0 4 0 0 1 0 5	R H E
DETROIT	1 0 0 0 0 3 2 0	10 14 2 6 10 3

Pitchers: Ruelbach, Overall (7), BROWN (8) vs. Killian, SUMMERS (3)
Attendance: 10,812

Game 2 • October 11, 1908

DETROIT	0 0 0 0 0 0 0 1	R H E
CHICAGO	0 0 0 0 0 0 6 x	1 4 1 6 7 1

Pitchers: DONOVAN vs. OVERALL
HR: Tinker (CHC)
Attendance: 17,760

Game 3 • October 12, 1908

DETROIT	1 0 0 0 0 5 0 2 0	R H E
CHICAGO	0 0 0 3 0 0 0 0 0	8 12 4 3 7 0

Pitchers: MULLIN vs. PFEISTER, Ruelbach (9)
Attendance: 14,543

Game 4 • October 13, 1908

CHICAGO	0 0 2 0 0 0 0 0 1	R H E
DETROIT	0 0 0 0 0 0 0 0 0	3 10 0 0 4 1

Pitchers: BROWN vs. SUMMERS, Winter (9)
Attendance: 12,907

Game 5 • October 14, 1908

CHICAGO	1 0 0 0 1 0 0 0 0 0	R H E
DETROIT	0 0 0 0 0 0 0 0 0 0	2 10 0 0 3 0

Pitchers: OVERALL vs. DONOVAN
Attendance: 6,210

TIGERS STATISTICS FROM THE 1908 WORLD SERIES

Player	AVG	G	AB	R	H	TB	2B	3B	HR	RBI	SH	SF	HB	BB	SO	SB	CS	OBP	SLG	E
Cobb, Ty	.368	5	19	3	7	8	1	0	0	4	1	0	0	1	2	2	1	.400	.421	1
Coughlin, Bill	.125	3	8	0	1	1	0	0	0	1	0	1	1	0	1	0	0	.200	.125	1
Crawford, Sam	.238	5	21	2	5	6	1	0	0	1	0	0	0	1	2	0	0	.273	.286	0
Donovan, Wild Bill	.000	2	4	0	0	0	0	0	0	0	1	0	0	1	1	1	0	.200	.000	1
Downs, Red	.167	2	6	1	1	2	1	0	0	1	0	0	0	1	2	0	0	.286	.333	1
Jones, Davy	.000	3	2	1	0	0	0	0	0	0	0	0	0	1	1	0	0	.333	.000	0
McIntyre, Matty	.222	5	18	2	4	5	1	0	0	0	0	0	1	3	2	1	0	.364	.278	1
Mullin, George	.333	1	3	1	1	1	0	0	0	1	0	0	0	1	0	0	0	.500	.333	0
O'Leary, Charley	.158	5	19	2	3	3	0	0	0	0	1	0	0	0	3	0	0	.158	.158	1
Rossman, Claud	.211	5	19	3	4	4	0	0	0	3	0	0	0	1	4	1	0	.250	.211	2
Schaefer, Germany	.125	5	16	0	2	2	0	0	0	0	1	0	0	1	4	1	1	.176	.125	1
Schmidt, Boss	.071	4	14	0	1	1	0	0	0	1	0	0	0	0	2	0	0	.071	.071	0
Summers, Ed	.200	2	5	0	1	1	0	0	0	1	0	0	0	0	2	0	0	.200	.200	0
Thomas, Ira	.500	2	4	0	2	3	1	0	0	1	0	0	0	1	0	0	0	.600	.750	0
Totals	.203	5	158	15	32	37	5	0	0	14	4	1	2	12	26	6	2	.266	.234	9

Pitcher	W-L	ERA	G	GS	CG	SHO	SV	IP	H	AB	R	ER	HR	HB	BB	SO	WP	BK	AVG
Donovan, Wild Bill	0-2	4.24	2	2	2	0	0	17.0	17	60	8	8	1	0	4	10	1	0	.283
Killian, Ed	0-2	11.57	1	1	0	0	0	2.1	5	12	4	3	0	0	3	1	0	0	.417
Mullin, George	1-0	0.00	1	1	1	0	0	9.0	7	32	3	0	0	0	1	8	0	0	.219
Summers, Ed	0-2	4.30	2	1	0	0	0	14.2	18	56	8	7	0	0	4	7	0	0	.321
Winter, George	0-0	0.00	1	0	0	0	0	1.0	1	4	1	0	0	0	1	0	0	0	.250
Totals	1-4	3.68	5	5	3	0	0	44.0	48	164	24	18	1	0	13	26	1	0	.293

HOMERS IN FIRST TWO CAREER POSTSEASON GAMES

J.D. Martinez connected for a home run in each of his first two career postseason games on October 2 and 3 at Baltimore. Martinez became the first player in franchise history to homer in each of his first two career playoff games and the 16th player in Major League history to accomplish the feat.

Source: Baseball Reference



1909 WORLD SERIES

PITTSBURGH (NL) 4 -- DETROIT (AL) 3

Game 1 • October 8, 1909

DETROIT	1 0 0 0 0 0 0	R	H	E
PITTSBURGH	0 0 0 1 2 1 0 0 x	1	6	4
		4	5	0

Pitchers: MULLIN vs. ADAMS
 HR: Clarke (PIT)
 Attendance: 29,264

Game 2 • October 9, 1909

DETROIT	0 2 3 0 2 0 0 0 0	R	H	E
PITTSBURGH	2 0 0 0 0 0 0 0 0	7	9	2
		2	5	1

Pitchers: DONOVAN vs. CAMINTZ, Willis (3)
 Attendance: 30,915

Game 3 • October 11, 1909

PITTSBURGH	5 1 0 0 0 0 0 0 2	R	H	E
DETROIT	0 0 0 0 0 0 4 0 2	8	10	2
		6	11	5

Pitchers: MADDOX vs. SUMMERS, Willett (1), Works (8)
 Attendance: 18,277

Game 4 • October 12, 1909

PITTSBURGH	0 0 0 0 0 0 0 0 0	R	H	E
DETROIT	0 2 0 3 0 0 0 0 x	0	5	6
		5	8	0

Pitchers: LEIFIELD, Phillippe (5) vs. MULLIN
 Attendance: 17,036

Game 5 • October 13, 1909

DETROIT	1 0 0 0 0 2 0 1 0	R	H	E
PITTSBURGH	1 1 1 0 0 0 4 1 x	4	6	1
		8	10	2

Pitchers: SUMMERS, Willett (8) vs. ADAMS
 HR: D. Jones (DET), Crawford (DET), Clarke (PIT)
 Attendance: 21,706

Game 6 • October 14, 1909

PITTSBURGH	3 0 0 0 0 0 0 0 1	R	H	E
DETROIT	1 0 0 2 1 1 0 0 x	4	8	1
		5	10	2

Pitchers: WILLIS, Camnitz (6), Phillippe (7) vs. MULLIN
 Attendance: 10,535

Game 7 • October 16, 1909

PITTSBURGH	0 2 0 2 0 3 0 1 0	R	H	E
DETROIT	0 0 0 0 0 0 0 0 0	8	7	0
		0	6	3

Pitchers: ADAMS vs. DONOVAN, Mullin (4)
 Attendance: 17,562

TIGERS STATISTICS FROM THE 1909 WORLD SERIES

Player	AVG	G	AB	R	H	TB	2B	3B	HR	RBI	SH	SF	HB	BB	SO	SB	CS	OBP	SLG	E
Bush, Donie	.261	7	23	5	6	7	1	0	0	3	2	0	2	5	3	1	2	.433	.304	5
Cobb, Ty	.231	7	26	3	6	9	3	0	0	5	0	0	1	2	2	2	1	.310	.346	1
Crawford, Sam	.250	7	28	4	7	13	3	0	1	4	0	0	0	1	1	1	0	.276	.464	2
Delahanty, Jim	.346	7	26	2	9	13	4	0	0	4	0	0	1	2	5	0	0	.414	.500	2
Donovan, Wild Bill	.000	2	4	0	0	0	0	0	0	0	0	0	0	0	1	0	0	.000	.000	1
Jones, Davy	.233	7	30	6	7	10	0	0	1	1	0	0	0	2	1	1	2	.281	.333	1
Jones, Tom	.250	7	24	3	6	7	1	0	0	2	1	0	0	2	0	1	0	.308	.292	1
McIntyre, Matty	.000	4	3	0	0	0	0	0	0	0	0	0	0	0	1	0	0	.000	.000	0
Moriarty, George	.273	7	22	4	6	7	1	0	0	1	0	0	0	3	1	0	1	.360	.318	0
Mullin, George	.188	6	16	1	3	4	1	0	0	0	0	0	0	1	3	0	0	.235	.250	0
O'Leary, Charley	.000	1	3	0	0	0	0	0	0	0	0	0	0	0	0	0	0	.000	.000	0
Schmidt, Boss	.222	6	18	0	4	6	2	0	0	4	0	0	0	2	0	0	0	.300	.333	4
Stanage, Oscar	.200	2	5	0	1	1	0	0	0	2	1	0	0	0	2	0	0	.200	.200	0
Summers, Ed	.000	2	3	0	0	0	0	0	0	0	0	0	0	0	2	0	0	.000	.000	0
Willett, Ed	.000	2	2	0	0	0	0	0	0	0	0	0	0	0	0	0	0	.000	.000	1
Totals	.236	7	233	28	55	77	16	0	2	26	4	0	4	20	22	6	6	.307	.330	18

Pitcher	W-L	ERA	G	GS	CG	SHO	SV	IP	H	AB	R	ER	HR	HB	BB	SO	WP	BK	AVG
Donovan, Wild Bill	1-1	3.00	2	2	1	0	0	12.0	7	38	4	4	0	1	8	7	0	0	.184
Mullin, George	2-1	2.25	4	3	3	1	0	32.0	23	117	14	8	1	2	8	20	0	0	.197
Summers, Ed	0-2	8.59	2	2	0	0	0	7.1	13	34	13	7	1	1	4	4	2	0	.382
Willett, Ed	0-0	0.00	2	0	0	0	0	7.2	3	25	1	0	0	2	0	1	0	0	.120
Works, Ralph	0-0	9.00	1	0	0	0	0	2.0	4	9	2	2	0	0	0	2	0	0	.444
Totals	3-4	3.10	7	7	4	1	0	61.0	50	223	34	21	2	6	20	34	2	0	.224

ROOKIE QUALIFICATIONS

A player is considered a rookie unless, during a previous season or seasons, he has:

- (a) exceeded 130 at-bats or 50 innings pitched in the Major Leagues or
- (b) accumulated more than 45 days on the active roster of a Major League club or clubs during the period of 25-limit (excluding time in the military service and time on the disabled list).

1934 WORLD SERIES



ST. LOUIS (NL) 4 -- DETROIT (AL) 3

Game 1 • October 3, 1934

ST. LOUIS	0 21 0 14 0 0 0	R H E
DETROIT	0 01 0 01 0 10	8 13 2 3 8 5

Pitchers: D. DEAN vs. CROWDER, Marberry (6), Hogsett (6)
HR: Medwick (STL), Greenberg (DET)
Attendance: 42,505

Game 2 • October 4, 1934

ST. LOUIS	0 11 0 00 0 00 0 0 0	R H E
DETROIT	0 0 0 100 0 01 0 0 1	2 7 3 3 7 0

Pitchers: Hallahan, WALKER (9) vs. ROWE
Attendance: 43,451

Game 3 • October 5, 1934

DETROIT	0 0 0 0 0 0 0 1	R H E
ST. LOUIS	1 10 0 20 0 0 x	1 8 2 4 9 1

Pitchers: BRIDGES, Hogsett (5) vs. P. DEAN
Attendance: 34,073

Game 4 • October 6, 1934

DETROIT	0 0 3 100 1 5 0	R H E
ST. LOUIS	0 1 1 200 0 0 0	10 13 1 4 10 5

Pitchers: AUKER vs. Carleton, Vance (3), WALKER (5),
 Haines (8), Mooney (9)
Attendance: 37,492

Game 5 • October 7, 1934

DETROIT	0 10 0 0 2 0 0 0	R H E
ST. LOUIS	0 0 0 0 0 1 0 0	3 7 0 1 7 1

Pitchers: BRIDGES vs. D. DEAN, Carleton (9)
HR: Gehring (DET), Delancey (STL)
Attendance: 38,536

Game 6 • October 8, 1934

ST. LOUIS	1 0 0 0 2 0 1 0 0	R H E
DETROIT	0 0 1 0 0 2 0 0 0	4 10 2 3 7 1

Pitchers: P. DEAN vs. ROWE
Attendance: 44,551

Game 7 • October 9, 1934

ST. LOUIS	0 0 7 0 0 2 2 0 0	R H E
DETROIT	0 0 0 0 0 0 0 0 0	11 17 1 0 6 3

Pitchers: D. DEAN vs. AUKER, Rowe (3), Hogsett (3),
 Bridges (4), Marberry (8), Crowder (9)
Attendance: 40,902

TIGERS STATISTICS FROM THE 1934 WORLD SERIES

Player	AVG	G	AB	R	H	TB	2B	3B	HR	RBI	SH	SF	HB	BB	SO	SB	CS	OBP	SLG	E
Auker, Eldon	.000	2	4	0	0	0	0	0	0	0	1	0	0	0	2	0	0	.000	.000	0
Bridges, Tommy	.143	3	7	0	1	1	0	0	0	0	0	0	0	1	4	0	0	.250	.143	0
Cochrane, Mickey	.214	7	28	2	6	7	1	0	0	1	1	0	0	4	3	0	0	.313	.250	0
Crowder, General	.000	2	1	0	0	0	0	0	0	0	0	0	0	0	0	0	0	.000	.000	0
Doljack, Frank	.000	2	2	0	0	0	0	0	0	0	0	0	0	0	0	0	0	.000	.000	0
Fox, Pete	.286	7	28	1	8	14	6	0	0	2	0	0	0	1	4	0	0	.310	.500	0
Gehring, Charlie	.379	7	29	5	11	15	1	0	1	2	1	0	0	3	0	1	0	.438	.517	3
Goslin, Goose	.241	7	29	2	7	8	1	0	0	2	1	0	0	3	1	0	1	.313	.276	2
Greenberg, Hank	.321	7	28	4	9	16	2	1	1	7	0	0	0	4	9	1	0	.406	.571	1
Hayworth, Ray	.000	1	0	0	0	0	0	0	0	0	0	0	0	0	0	0	0	.000	.000	0
Hogsett, Chief	.000	3	3	0	0	0	0	0	0	0	0	0	0	0	1	0	0	.000	.000	0
Owen, Marv	.069	7	29	0	2	2	0	0	0	1	0	0	0	1	0	5	1	.100	.069	2
Rogell, Billy	.276	7	29	3	8	9	1	0	0	4	0	0	0	1	4	1	0	.300	.310	3
Rowe, Schoolboy	.000	3	7	0	0	0	0	0	0	0	2	0	0	0	5	0	0	.000	.000	0
Walker, Gee	.333	3	3	0	1	1	0	0	0	1	0	0	0	0	1	0	1	.333	.333	0
White, Jo-Jo	.130	7	23	6	3	3	0	0	0	0	0	0	1	8	4	1	2	.375	.130	1
Totals	.224	7	250	23	56	76	12	1	2	20	6	0	2	25	43	5	4	.300	.304	12

Pitcher	W-L	ERA	G	GS	CG	SHO	SV	IP	H	AB	R	ER	HR	HB	BB	SO	WP	BK	AVG
Auker, Eldon	1-1	5.56	2	2	1	0	0	11.1	16	46	8	7	0	0	5	2	0	0	.348
Bridges, Tommy	1-1	3.63	3	2	1	0	0	17.1	21	73	9	7	1	1	1	12	1	0	.288
Crowder, General	0-1	1.50	2	1	0	0	0	6.0	6	28	4	1	1	0	1	2	0	0	.214
Hogsett, Chief	0-0	1.23	3	0	0	0	0	7.1	6	26	1	1	0	0	3	3	0	0	.231
Marberry, Firpo	0-0	21.60	2	0	0	0	0	1.2	5	9	4	4	0	0	1	0	0	0	.556
Rowe, Schoolboy	1-1	2.95	3	2	2	0	0	21.1	19	80	8	7	0	0	12	0	0	0	.238
Totals	3-4	3.74	7	7	4	0	0	65.0	73	262	34	27	2	1	11	31	1	0	.279

POSTSEASON



1935 WORLD SERIES

DETROIT (AL) 4 -- CHICAGO (NL) 2

Game 1 • October 2, 1935

CHICAGO	2 0 0 0 0 0 1	R H E
DETROIT	0 0 0 0 0 0 0	3 7 0
		0 4 3

Pitchers: WARNEKE vs. ROWE
HR: Demaree (CHC)
Attendance: 47,391

Game 2 • October 3, 1935

CHICAGO	0 0 0 1 0 1 2 0 0	R H E
DETROIT	4 0 0 3 0 0 1 0 x	3 6 1
		8 9 2

Pitchers: ROOT, Henshaw (1), Kowalik (4) vs. BRIDGES
HR: Greenberg (DET)
Attendance: 46,742

Game 3 • October 4, 1935

DETROIT	0 0 0 0 0 1 0 4 0 0 1	R H E
CHICAGO	0 2 0 0 1 0 0 0 2 0 0	6 12 2
		5 10 3

Pitchers: Auker, Hogsett (7), ROWE (8) vs. Lee, Warneke (8), FRENCH (10)
HR: Demaree (CHC)
Attendance: 45,532

Game 4 • October 5, 1935

DETROIT	0 0 1 0 0 1 0 0 0	R H E
CHICAGO	0 1 0 0 0 0 0 0 0	2 7 0
		1 5 2

Pitchers: CROWDER vs. CARLETON, Root (8)
HR: Hartnett (CHC)
Attendance: 49,350

Game 5 • October 6, 1935

DETROIT	0 0 0 0 0 0 0 1	R H E
CHICAGO	0 0 2 0 0 0 1 0 x	1 7 1
		3 8 0

Pitchers: ROWE vs. WARNEKE, Lee (7)
HR: Klein (CHC)
Attendance: 49,237

Game 6 • October 7, 1935

CHICAGO	0 0 1 0 2 0 0 0 0	R H E
DETROIT	1 0 0 1 0 1 0 0 1	3 12 0
		4 12 1

Pitchers: FRENCH vs. BRIDGES
HR: Herman (CHC)
Attendance: 48,420

TIGERS STATISTICS FROM THE 1935 WORLD SERIES

Player	AVG	G	AB	R	H	TB	2B	3B	HR	RBI	SH	SF	HB	BB	SO	SB	CS	OBP	SLG	E
Auker, Eldon	.000	1	2	0	0	0	0	0	0	0	0	0	0	1	0	0	0	.000	.000	0
Bridges, Tommy	.125	2	8	1	1	1	0	0	0	1	0	0	0	0	3	0	0	.125	.125	0
Clifton, Flea	.000	4	16	1	0	0	0	0	0	0	0	0	0	2	4	0	0	.111	.000	1
Cochrane, Mickey	.292	6	24	3	7	8	1	0	0	1	0	0	0	4	1	0	0	.393	.333	1
Crowder, General	.333	1	3	1	1	1	0	0	0	0	0	0	0	1	0	0	0	.500	.333	0
Fox, Pete	.385	6	26	1	10	15	3	1	0	4	0	0	0	0	1	0	0	.385	.577	1
Gehring, Charlie	.375	6	24	4	9	12	3	0	0	4	1	0	0	2	1	1	0	.423	.500	0
Goslin, Goose	.273	6	22	2	6	7	1	0	0	3	0	0	0	5	0	0	0	.407	.318	1
Greenberg, Hank	.167	2	6	1	1	4	0	0	1	2	0	0	1	1	0	0	0	.375	.667	3
Owen, Marv	.050	6	20	2	1	1	0	0	0	1	1	0	1	2	3	0	0	.174	.050	1
Rogell, Billy	.292	6	24	1	7	9	2	0	0	1	0	0	0	2	5	0	1	.346	.375	0
Rowe, Schoolboy	.250	3	8	0	2	3	1	0	0	0	0	0	0	0	1	0	0	.250	.375	1
Walker, Gee	.250	3	4	1	1	1	0	0	0	0	1	0	0	1	0	0	0	.400	.250	0
White, Jo-Jo	.263	5	19	3	5	5	0	0	0	1	0	0	0	5	7	0	0	.417	.263	0
Totals	.248	6	206	21	51	67	11	1	1	18	3	0	2	25	27	1	1	.335	.325	9

Pitcher	W-L	ERA	G	GS	CG	SHO	SV	IP	H	AB	R	ER	HR	HB	BB	SO	WP	BK	AVG
Auker, Eldon	0-0	3.00	1	1	0	0	0	6.0	6	21	3	2	1	0	2	1	0	0	.286
Bridges, Tommy	2-0	2.50	2	2	2	0	0	18.0	18	70	6	5	1	0	4	9	0	0	.257
Crowder, General	1-0	1.00	1	1	1	0	0	9.0	5	31	1	1	1	1	0	3	5	0	.161
Hogsett, Chief	0-0	0.00	1	0	0	0	0	1.0	0	2	0	0	0	1	1	0	0	0	.000
Rowe, Schoolboy	1-2	2.57	3	2	2	0	0	21.0	19	78	8	6	2	0	1	14	0	0	.244
Totals	4-2	2.29	6	6	5	0	0	55.0	48	202	18	14	5	1	11	29	0	0	.238

DRIVING THEM IN DURING FIRST SEASON WITH TIGERS

Prince Fielder collected 108 RBI during his first season with the Tigers in 2012, marking the fifth-highest RBI total by a player in his first season with the club. The following is a list of the top six RBI totals by players during their first season with the Tigers:

Player	Year	RBI
Dale Alexander	1929	137
Cecil Fielder	1990	132
Miguel Cabrera	2008	127
Al Simmons	1936	112
Prince Fielder	2012	108
Victor Martinez	2011	103

Courtesy of STATS LLC

1940 WORLD SERIES



CINCINNATI [NL] 4 -- DETROIT [AL] 3

Game 1 • October 2, 1940

DETROIT	0 5 0 0 2 0 0 0 0	R H E
CINCINNATI	0 0 0 1 0 0 0 1 x	7 10 1 2 8 3

Pitchers: NEWSOM vs. DERRINGER, Moore (2), Riddle (9)
HR: Campbell (DET)
Attendance: 31,793

Game 2 • October 3, 1940

DETROIT	2 0 0 0 0 1 0 0 0	R H E
CINCINNATI	0 2 2 1 0 0 0 0 x	3 3 1 5 9 0

Pitchers: ROWE, Gorsica (4) vs. WALTERS
HR: Ripple (CIN)
Attendance: 30,640

Game 3 • October 4, 1940

CINCINNATI	1 0 0 0 0 0 1 2	R H E
DETROIT	0 0 0 1 0 0 4 2 x	4 10 1 7 13 1

Pitchers: TURNER, Moore (7), Beggs (8) vs. BRIDGES
HR: York (DET), Higgins (DET)
Attendance: 52,877

Game 4 • October 5, 1940

CINCINNATI	2 0 1 1 0 0 0 1 0	R H E
DETROIT	0 0 1 0 0 1 0 0 0	5 11 1 2 5 1

Pitchers: DERRINGER vs. TROUT, Smith (3), McKain (7)
Attendance: 54,093

Game 5 • October 6, 1940

CINCINNATI	0 0 0 0 0 0 0 0 0	R H E
DETROIT	0 0 3 4 0 0 0 1 x	0 3 0 8 13 0

Pitchers: THOMPSON, Moore (4), Vander Meer (5), Hutchings (8) vs. NEWSOM
HR: Greenberg (DET)
Attendance: 55,189

Game 6 • October 7, 1940

DETROIT	0 0 0 0 0 0 0 0 0	R H E
CINCINNATI	2 0 0 0 0 1 0 1 x	0 5 0 4 10 2

Pitchers: ROWE, Gorsica (1), Hutchinson (8) vs. WALTERS
HR: Walters (CIN)
Attendance: 30,481

Game 7 • October 8, 1940

DETROIT	0 0 1 0 0 0 0 0 0	R H E
CINCINNATI	0 0 0 0 0 0 2 0 x	1 7 0 2 7 1

Pitchers: NEWSOM vs. DERRINGER
Attendance: 26,854

TIGERS STATISTICS FROM THE 1940 WORLD SERIES

Player	AVG	G	AB	R	H	TB	2B	3B	HR	RBI	SH	SF	HB	BB	SO	SB	CS	OBP	SLG	E
Averill, Earl	.000	3	3	0	0	0	0	0	0	0	0	0	0	0	0	0	0	.000	.000	0
Bartell, Dick	.269	7	26	2	7	9	2	0	3	0	0	0	3	3	0	0	0	.345	.346	1
Bridges, Tommy	.000	1	3	0	0	0	0	0	0	0	0	0	0	0	1	0	0	.000	.000	0
Campbell, Bruce	.360	7	25	4	9	13	1	0	1	5	1	0	0	4	4	0	2	.448	.520	0
Croucher, Frank	.000	1	0	0	0	0	0	0	0	0	0	0	0	0	0	0	0	.000	.000	0
Fox, Pete	.000	1	1	0	0	0	0	0	0	0	0	0	0	0	0	0	0	.000	.000	0
Gehring, Charlie	.214	7	28	3	6	6	0	0	1	0	0	0	2	0	0	0	0	.267	.214	0
Gorsica, Johnny	.000	2	4	0	0	0	0	0	0	0	0	0	0	2	0	0	0	.000	.000	0
Greenberg, Hank	.357	7	28	5	10	17	2	1	1	6	0	0	2	5	0	0	0	.400	.607	0
Higgins, Mike	.333	7	24	2	8	16	3	1	1	6	0	0	3	3	0	0	0	.407	.667	2
McCosky, Barney	.304	7	23	5	7	8	1	0	0	1	0	0	0	7	0	0	0	.467	.348	0
Newsom, Bobo	.100	3	10	1	1	1	0	0	0	2	0	0	0	1	0	0	0	.100	.100	0
Rowe, Schoolboy	.000	2	1	0	0	0	0	0	0	0	0	0	0	1	0	0	0	.000	.000	0
Smith, Clay	.000	1	1	0	0	0	0	0	0	0	0	0	0	0	1	0	0	.000	.000	0
Sullivan, Billy	.154	5	13	3	2	2	0	0	0	0	0	0	5	2	0	0	0	.389	.154	0
Tebbetts, Birdie	.000	4	11	0	0	0	0	0	0	0	0	0	0	0	0	0	0	.000	.000	1
Trout, Dizzy	.000	1	1	0	0	0	0	0	0	0	0	0	0	0	0	0	0	.000	.000	0
York, Rudy	.231	7	26	3	6	11	0	1	1	2	0	0	4	7	0	0	0	.333	.423	0
Totals	.246	7	228	28	56	83	9	3	4	24	3	0	0	30	30	0	2	.333	.364	4

Pitcher	W-L	ERA	G	GS	CG	SHO	SV	IP	H	AB	R	ER	HR	HB	BB	SO	WP	BK	AVG
Bridges, Tommy	1-0	3.00	1	1	1	0	0	9.0	10	37	4	3	0	0	1	5	0	0	.270
Gorsica, Johnny	0-0	0.79	2	0	0	0	0	11.1	6	39	1	1	0	0	4	4	0	0	.154
Hutchinson, Fred	0-0	9.00	1	0	0	0	0	1.0	1	4	1	1	1	0	1	1	0	0	.250
McKain, Archie	0-0	3.00	1	0	0	0	0	3.0	4	12	1	1	0	0	0	0	1	0	.333
Newsom, Bobo	2-1	1.38	3	3	3	1	0	26.0	18	92	4	4	0	0	4	17	0	0	.196
Rowe, Schoolboy	0-2	17.18	2	2	0	0	0	3.2	12	22	7	7	1	0	1	1	0	0	.545
Smith, Clay	0-0	2.25	1	0	0	0	0	4.0	1	13	1	1	0	0	3	1	0	0	.077
Trout, Dizzy	0-1	9.00	1	1	0	0	0	2.0	6	13	3	2	0	0	1	1	0	0	.462
Totals	3-4	3.00	7	7	4	0	0	60.0	58	232	22	20	2	0	15	30	1	0	.250



1945 WORLD SERIES

DETROIT (AL) 4 -- CHICAGO (NL) 3

Game 1 • October 3, 1945

CHICAGO	4	0	3	0	0	2	0		R	H	E
DETROIT	0	0	0	0	0	0	0		9	13	0
									0	6	0

Pitchers: BOROWY vs. NEWHOUSER, Benton (3), Tobin (5), Mueller (8)
HR: Cavarretta (CHC)
Attendance: 54,637

Game 2 • October 4, 1945

CHICAGO	0	0	0	1	0	0	0		R	H	E
DETROIT	0	0	0	4	0	0	0		1	7	0
									4	7	0

Pitchers: WYSE, Erickson (7) vs. TRUCKS
HR: Greenberg (DET)
Attendance: 53,636

Game 3 • October 5, 1945

CHICAGO	0	0	0	2	0	1	0		R	H	E
DETROIT	0	0	0	0	0	0	0		3	8	0
									0	1	2

Pitchers: PASSEAU vs. OVERMIRE, Benton (7)
Attendance: 55,500

Game 4 • October 6, 1945

DETROIT	0	0	0	4	0	0	0		R	H	E
CHICAGO	0	0	0	0	1	0	0		4	7	1
									1	5	1

Pitchers: TROUT vs. PRIM, Derringer (4), Vandenberg (6), Erickson (8)
Attendance: 42,923

Game 5 • October 7, 1945

DETROIT	0	0	1	0	0	4	1	0	2		R	H	E
CHICAGO	0	0	1	0	0	0	0	2	0		8	11	0
											4	7	2

Pitchers: NEWHOUSER vs. BOROWY, Vandenberg (6), Chipman (6), Derringer (7), Erickson (9)
Attendance: 43,463

Game 6 • October 8, 1945

DETROIT	0	1	0	0	0	2	4	0	0	0	0	0	0		R	H	E
CHICAGO	0	0	0	0	4	1	2	0	0	0	0	1		7	13	1	
														8	15	3	

Pitchers: TRUCKS, Caster (5), Bridges (6), Benton (7), TROUT (8) vs. Passeau, Wyse (7), Prim (8), BOROWY (9)
HR: Greenberg (DET)
Attendance: 41,708

Game 7 • October 10, 1945

DETROIT	5	1	0	0	0	0	1	2		R	H	E
CHICAGO	1	0	0	1	0	0	1	0		9	9	1
										1	0	0

Pitchers: NEWHOUSER vs. BOROWY, Derringer (1), Vandenberg (2), Erickson (6), Passeau (8), Wyse (9)
Attendance: 41,590

TIGERS STATISTICS FROM THE 1945 WORLD SERIES

Player	AVG	G	AB	R	H	TB	2B	3B	HR	RBI	SH	SF	HB	BB	SO	SB	CS	OBP	SLG	E
Borom, Red	.000	2	1	0	0	0	0	0	0	0	0	0	0	0	0	0	0	.000	.000	0
Cramer, Doc	.379	7	29	7	11	11	0	0	0	4	0	0	1	1	0	1	0	.419	.379	0
Cullenbine, Roy	.227	7	22	5	7	11	2	0	0	4	1	0	0	8	2	1	0	.433	.318	0
Eaton, Zeb	.000	1	1	0	0	0	0	0	0	0	0	0	0	0	1	0	0	.000	.000	0
Greenberg, Hank	.304	7	23	7	7	16	3	0	2	7	1	0	1	6	5	0	0	.467	.696	0
Hoover, Joe	.333	1	3	1	1	1	0	0	0	1	0	0	0	0	0	0	1	.333	.333	0
Hostetler, Chuck	.000	3	3	0	0	0	0	0	0	0	0	0	0	0	0	0	0	.000	.000	0
Maier, Bob	1.000	1	1	0	1	1	0	0	0	0	0	0	0	0	0	0	0	1.000	1.000	0
Mayo, Eddie	.250	7	28	4	7	8	1	0	0	2	0	0	0	3	2	0	0	.323	.286	2
McHale, John	.000	3	3	0	0	0	0	0	0	0	0	0	0	1	0	0	0	.000	.000	0
Mierkowitz, Ed	.000	1	0	0	0	0	0	0	0	0	0	0	0	0	0	0	0	.000	.000	0
Newhouser, Hal	.000	3	8	0	0	0	0	0	0	1	0	0	0	1	1	0	0	.111	.000	1
Outlaw, Jimmy	.179	7	28	1	5	5	0	0	0	3	1	0	0	2	1	1	0	.233	.179	0
Overmire, Stubby	.000	1	1	0	0	0	0	0	0	0	0	0	0	0	0	0	0	.000	.000	0
Richards, Paul	.211	7	19	0	4	6	2	0	0	6	0	0	0	4	3	0	0	.348	.316	1
Swift, Bob	.250	3	4	1	1	1	0	0	0	0	0	0	0	2	0	0	0	.500	.250	0
Tobin, Jim	.000	1	1	0	0	0	0	0	0	0	0	0	0	0	0	0	0	.000	.000	0
Trout, Dizzy	.167	2	6	0	1	1	0	0	0	0	0	0	0	0	0	0	0	.167	.167	0
Trucks, Virgil	.000	2	4	0	0	0	0	0	0	0	0	0	0	1	1	0	0	.200	.000	0
Walker, Hub	.500	2	2	1	1	2	1	0	0	0	0	0	0	0	0	0	0	.500	1.000	0
Webb, Skeeter	.185	7	27	4	5	5	0	0	0	1	0	0	0	2	1	0	0	.241	.185	0
York, Rudy	.179	7	28	1	5	6	1	0	0	3	0	0	0	3	4	0	0	.258	.214	1
Totals	.223	7	242	32	54	70	10	0	2	32	3	0	2	33	22	3	1	.321	.289	5

Pitcher	W-L	ERA	G	GS	CG	SHO	SV	IP	H	AB	R	ER	HR	HB	BB	SO	WP	BK	AVG
Caster, George	0-0	0.00	1	0	0	0	0	0.2	0	2	0	0	0	0	0	1	0	0	.000
Mueller, Les	0-0	0.00	1	0	0	0	0	2.0	0	6	0	0	0	0	1	1	0	0	.000
Trout, Dizzy	1-1	0.66	2	1	1	0	0	13.2	9	47	2	1	0	0	3	9	0	0	.191
Benton, Al	0-0	1.93	3	0	0	0	0	4.2	6	18	1	1	0	0	0	5	0	0	.333
Overmire, Stubby	0-1	3.00	1	1	0	0	0	6.0	4	21	2	2	0	0	2	2	0	0	.190
Trucks, Virgil	1-0	3.38	2	2	1	0	0	13.1	14	51	5	5	0	0	5	7	0	0	.275
Tobin, Jim	0-0	6.00	1	0	0	0	0	3.0	4	12	2	2	1	0	1	0	0	0	.333
Newhouser, Hal	2-1	6.10	3	3	2	0	0	20.2	25	83	14	14	0	0	4	22	1	0	.301
Bridges, Tommy	0-0	16.20	1	0	0	0	0	1.2	3	7	3	3	0	0	3	1	0	0	.429
Totals	4-3	3.84	7	7	4	0	0	65.2	65	247	29	28	1	0	19	48	1	0	.263

1968 WORLD SERIES



DETROIT (AL) 4 -- ST. LOUIS (NL) 3

Game 1 • October 2, 1968

DETROIT	0 0 0	0 0 0 0 0	R H E
ST. LOUIS	0 0 0	3 0 0 1 0 x	0 5 3 4 6 0

Pitchers: McLAIN, Dobson (6), McMahon (8) vs. GIBSON
HR: Brock (STL)
Attendance: 54,692

Game 2 • October 3, 1968

DETROIT	0 1 1	0 0 3 1 0 2	R H E
ST. LOUIS	0 0 0	0 0 1 0 0 0	8 13 1 1 6 1

Pitchers: LOLICH vs. BRILES, Carlton (6), Willis (7), Hoerner (9)
HR: Horton (DET), Lolich (DET), Cash (DET)
Attendance: 54,692

Game 3 • October 5, 1968

ST. LOUIS	0 0 0	0 4 0 3 0 0	R H E
DETROIT	0 2 1	0 0 0 0 0 0	7 13 0 3 4 0

Pitchers: WASHBURN, Hoerner (6) vs. WILSON, Dobson (5), McMahon (6), Patterson (7), Hiller (8)
HR: Kaline (DET), McCarver (STL), McAuliffe (DET), Cepeda (STL)
Attendance: 53,634

Game 4 • October 6, 1968

ST. LOUIS	2 0 2	2 0 0 0 4 0	R H E
DETROIT	0 0 0	1 0 0 0 0 0	10 13 0 1 5 4

Pitchers: GIBSON vs. McLAIN, Sparma (3), Patterson (4), Lasher (6), Hiller (8), Dobson (8)
HR: Brock (STL), Gibson (STL), Northrup (DET)
Attendance: 53,634

Game 5 • October 7, 1968

ST. LOUIS	3 0 0	0 0 0 0 0 0	R H E
DETROIT	0 0 0	2 0 0 3 0 x	3 9 0 5 9 1

Pitchers: Briles, HOERNER (7), Willis (7) vs. LOLICH
HR: Cepeda (STL)
Attendance: 53,634

Game 6 • October 9, 1968

DETROIT	0 2 1	0 0 1 0 0 0 0	R H E
ST. LOUIS	0 0 0	0 0 0 0 0 1	13 12 1 1 9 1

Pitchers: McLAIN vs. WASHBURN, Jaster (3), Willis (3), Hughes (3), Carlton (4), Granger (7), Nelson (9)
HR: Northrup (DET), Kaline (DET)
Attendance: 54,692

Game 7 • October 10, 1968

DETROIT	0 0 0	0 0 0 3 0 1	R H E
ST. LOUIS	0 0 0	0 0 0 0 0 1	4 8 1 1 5 0

Pitchers: LOLICH vs. GIBSON
HR: Shannon (STL)
Attendance: 54,692

TIGERS STATISTICS FROM THE 1968 WORLD SERIES

Player	AVG	G	AB	R	H	TB	2B	3B	HR	RBI	SH	SF	HB	BB	SO	SB	CS	OBP	SLG	E
Brown, Gates	.000	1	1	0	0	0	0	0	0	0	0	0	0	0	0	0	0	.000	.000	0
Cash, Norm	.385	7	26	5	10	13	0	0	1	5	0	1	0	3	5	0	0	.433	.500	2
Comer, Wayne	1.000	1	1	0	1	1	0	0	0	0	0	0	0	0	0	0	0	1.000	1.000	0
Freehan, Bill	.083	7	24	0	2	3	1	0	0	2	0	0	0	4	8	0	0	.214	.125	2
Horton, Willie	.304	7	23	6	7	13	1	1	1	3	0	0	1	5	6	0	0	.448	.565	1
Kaline, Al	.379	7	29	6	11	19	2	0	2	8	0	0	1	0	7	0	0	.400	.655	0
Lolich, Mickey	.250	3	12	2	3	6	0	0	1	2	0	0	0	1	5	0	0	.308	.500	0
Matchick, Tommy	.000	3	3	0	0	0	0	0	0	0	0	0	0	0	1	0	0	.000	.000	0
Mathews, Eddie	.333	2	3	0	1	1	0	0	0	0	0	0	0	1	1	0	0	.500	.333	1
McAuliffe, Dick	.222	7	27	5	6	9	0	0	1	3	0	0	0	4	6	0	0	.323	.333	0
McLain, Denny	.000	3	6	0	0	0	0	0	0	0	1	0	0	0	4	0	0	.000	.000	1
Northrup, Jim	.250	7	28	4	7	15	0	1	2	8	0	0	0	1	5	0	1	.276	.536	2
Oyler, Ray	.000	4	0	0	0	0	0	0	0	0	1	0	0	0	0	0	0	.000	.000	0
Price, Jim	.000	2	2	0	0	0	0	0	0	0	0	0	0	0	1	0	0	.000	.000	0
Stanley, Mickey	.214	7	28	4	6	8	0	1	0	0	0	0	0	2	4	0	1	.267	.286	2
Tracewski, Dick	.000	2	0	1	0	0	0	0	0	0	0	0	0	0	0	0	0	.000	.000	0
Wert, Don	.118	6	17	1	2	2	0	0	0	2	0	0	1	6	5	0	0	.375	.118	0
Wilson, Earl	.000	1	1	0	0	0	0	0	0	0	0	0	0	0	1	0	0	.000	.000	0
Totals	.242	7	231	34	56	90	4	3	8	33	2	1	3	27	59	0	2	.328	.390	11

Pitcher	W-L	ERA	G	GS	CG	SHO	SV	IP	H	AB	R	ER	HR	HB	BB	SO	WP	BK	AVG
Dobson, Pat	0-0	3.86	3	0	0	0	0	4.2	5	18	2	2	2	0	1	0	0	0	.278
Hiller, John	0-0	13.50	2	0	0	0	0	2.0	6	13	4	3	0	0	3	1	0	0	.462
Lasher, Fred	0-0	0.00	1	0	0	0	0	2.0	1	7	0	0	0	0	0	1	0	0	.143
Lolich, Mickey	3-0	1.67	3	3	3	0	0	27.0	20	97	5	5	2	1	6	21	0	0	.206
McLain, Denny	1-2	3.24	3	3	1	0	0	16.2	18	68	8	6	1	0	4	13	0	0	.265
McMahon, Don	0-0	13.50	2	0	0	0	0	2.0	4	10	3	3	1	0	0	1	0	0	.400
Patterson, Daryl	0-0	0.00	2	0	0	0	0	3.0	1	8	0	0	0	0	1	0	0	0	.125
Sparma, Joe	0-0	54.00	1	0	0	0	0	0.1	2	3	2	2	1	0	0	0	0	0	.667
Wilson, Earl	0-1	6.23	1	1	0	0	0	4.1	4	15	3	3	0	0	6	3	0	0	.267
Totals	4-3	3.48	7	7	4	0	0	62.0	61	239	27	24	7	1	21	40	0	0	.255

POSTSEASON



1972 ALCS

OAKLAND (WEST) 3 -- DETROIT (EAST) 2

Game 1 • October 7, 1972

		R	H	E
DETROIT	0 10 000 000 01	2	6	2
OAKLAND	001 000 000 002	3	11	1

Pitchers: LOLICH, Seelbach (11) vs. Hunter; Blue (9), FINGERS (9)
HR: Cash (DET), Kaline (DET)
Attendance: 29,566

Game 2 • October 8, 1972

		R	H	E
DETROIT	000 000 000	0	3	1
OAKLAND	100 040 00x	5	8	0

Pitchers: FRYMAN, Zachary (5), Scherman (5), LaGrow (6), Hiller (7) vs. ODOM
Attendance: 31,068

Game 3 • October 10, 1972

		R	H	E
OAKLAND	000 000 000	0	7	0
DETROIT	000 200 01x	3	8	1

Pitchers: HOLTZMAN, Fingers (5), Blue (6), Locker (7) vs. COLEMAN
HR: Freehan (DET)
Attendance: 41,156

Game 4 • October 11, 1972

		R	H	E
OAKLAND	000 000 100 2	3	9	2
DETROIT	001 000 000 3	4	10	1

Pitchers: Hunter; Fingers (8), Blue (9), LOCKER (10), Horlen (10), Hamilton (10) vs. Lolich, Seelbach (10), HILLER (10)
HR: McAuliffe (DET), Epstein (OAK)
Attendance: 37,615

Game 5 • October 12, 1972

		R	H	E
OAKLAND	010 100 000	2	4	0
DETROIT	100 000 000	1	5	2

Pitchers: ODOM, Blue (6) vs. FRYMAN, Hiller (9)
Attendance: 50,276

TIGERS STATISTICS FROM THE 1972 ALCS

Player	AVG	G	AB	R	H	TB	2B	3B	HR	RBI	SH	SF	HB	BB	SO	SB	CS	OBP	SLG	E
Brinkman, Ed	.250	1	4	0	1	2	1	0	0	0	0	0	0	0	0	0	0	.250	.500	0
Brown, Gates	.000	3	2	1	0	0	0	0	0	0	0	0	1	0	0	0	0	.333	.000	0
Brown, Ike	.500	1	2	0	1	1	0	0	0	2	0	0	0	1	0	0	0	.500	.500	0
Cash, Norm	.267	5	15	1	4	7	0	0	1	2	1	0	2	3	0	0	0	.353	.467	0
Coleman, Joe	.500	1	2	0	1	1	0	0	0	0	0	0	1	0	0	0	0	.667	.500	0
Freehan, Bill	.250	3	12	2	3	7	1	0	1	3	1	0	0	1	0	0	0	.250	.583	0
Fryman, Woodie	.000	2	3	0	0	0	0	0	0	0	0	0	0	0	0	0	0	.000	.000	0
Haller, Tom	.000	1	1	0	0	0	0	0	0	0	0	0	0	0	0	0	0	.000	.000	0
Horton, Willie	.100	5	10	0	1	1	0	0	0	0	0	0	1	3	0	0	0	.182	.100	0
Kaline, Al	.263	5	19	3	5	8	0	0	1	1	1	0	0	2	2	0	0	.333	.421	1
Knox, John	.000	1	0	0	0	0	0	0	0	0	0	0	0	0	0	0	0	.000	.000	0
Lolich, Mickey	.000	2	7	0	0	0	0	0	0	0	0	0	0	2	0	0	0	.000	.000	0
McAuliffe, Dick	.200	5	20	3	4	7	0	0	1	1	0	0	1	4	0	1	0	.238	.350	4
Northrup, Jim	.357	5	14	0	5	5	0	0	0	1	0	0	0	2	3	0	1	.438	.357	0
Rodriguez, Aurelio	.000	5	16	0	0	0	0	0	0	0	0	0	2	2	0	0	0	.111	.000	1
Sims, Duke	.214	4	14	0	3	7	2	1	0	0	0	0	1	2	0	0	0	.267	.500	1
Stanley, Mickey	.333	4	6	0	2	2	0	0	0	0	0	0	0	0	0	0	0	.333	.333	0
Taylor, Tony	.133	4	15	0	2	4	2	0	0	0	0	0	0	2	0	0	0	.133	.267	0
Totals	.198	5	162	10	32	52	6	1	4	10	3	0	0	13	25	0	2	.257	.321	7

Pitcher	W-L	ERA	G	GS	CG	SHO	SV	IP	H	AB	R	ER	HR	HB	BB	SO	WP	BK	AVG
Coleman, Joe	1-0	0.00	1	1	1	1	0	9.0	7	34	0	0	0	3	14	0	0	.206	
Fryman, Woodie	0-2	3.65	2	2	0	0	0	12.1	11	45	6	5	0	2	2	8	0	1	.244
Hiller, John	1-0	0.00	3	0	0	0	0	3.1	1	9	0	0	0	1	1	0	0	.111	
LaGrow, Lerrin	0-0	0.00	1	0	0	0	0	1.0	0	3	0	0	0	1	0	1	0	.000	
Lolich, Mickey	0-1	1.42	2	2	0	0	0	19.0	14	69	4	3	1	0	5	10	0	.203	
Scherman, Fred	0-0	0.00	1	0	0	0	0	0.2	1	3	0	0	0	0	0	1	0	.333	
Seelbach, Chuck	0-0	18.00	2	0	0	0	0	1.0	4	7	2	2	0	0	0	0	0	.571	
Zachary, Chris	0-0	---	1	0	0	0	0	0.0	0	0	1	1	0	0	1	0	2	0	---
Totals	2-3	2.14	5	5	1	1	0	46.1	38	170	13	11	1	3	12	35	2	1	.224



DETROIT (EAST) 3 -- KANSAS CITY (WEST) 0

Game 1 • October 2, 1984

		R H E
DETROIT	2 00 110 121	8 14 0
KANSAS CITY	0 00 000 100	1 5 1

Pitchers: MORRIS, Hernandez (8) vs. BLACK, Huismann (6), M. Jones (8)
HR: Herndon (DET), Trammell (DET), Parrish (DET)
Attendance: 41,973

Game 2 • October 3, 1984

		R H E
DETROIT	2 01 000 000 02	5 8 1
KANSAS CITY	0 00 100 110 00	3 10 3

Pitchers: Petry, Hernandez (8), LOPEZ (9) vs. Saberhagen, QUISENBERRY (9)
HR: Gibson (DET)
Attendance: 42,019

Game 3 • October 5, 1984

		R H E
KANSAS CITY	0 00 0 00 000	0 3 3
DETROIT	0 10 0 00 00x	1 3 0

Pitchers: LEIBRANDT vs. WILCOX, Hernandez (9)
Attendance: 52,168

TIGERS STATISTICS FROM THE 1984 ALCS

Player	AVG	G	AB	R	H	TB	2B	3B	HR	RBI	SH	SF	HB	BB	SO	SB	CS	OBP	SLG	E
Baker, Doug	.000	1	0	0	0	0	0	0	0	0	0	0	0	0	0	0	0	.000	.000	0
Bergman, Dave	1.000	2	1	1	1	1	0	0	0	0	0	0	0	0	0	1	0	1.000	1.000	0
Brookens, Tom	.000	2	2	0	0	0	0	0	0	0	0	0	0	1	0	0	0	.000	.000	1
Castillo, Marty	.250	3	8	0	2	2	0	0	0	2	0	0	0	0	3	1	0	.250	.250	0
Evans, Darrell	.300	3	10	1	3	4	1	0	0	1	1	0	0	1	0	1	0	.364	.400	0
Garbey, Barbaro	.333	3	9	1	3	3	0	0	0	0	0	0	0	1	0	0	0	.333	.333	0
Gibson, Kirk	.417	3	12	2	5	9	1	0	1	2	0	0	0	2	1	1	0	.500	.750	0
Grubb, Johnny	.250	1	4	0	1	2	1	0	0	2	1	0	0	0	0	0	0	.250	.500	0
Herndon, Larry	.200	2	5	1	1	4	0	0	1	1	0	0	0	1	2	0	0	.333	.800	0
Jones, Ruppert	.000	2	5	1	0	0	0	0	0	0	0	0	0	1	1	0	0	.167	.000	0
Kuntz, Rusty	.000	1	1	0	0	0	0	0	0	0	0	0	0	0	0	0	0	.000	.000	0
Lemon, Chet	.000	3	13	1	0	0	0	0	0	0	0	0	0	1	0	0	0	.000	.000	0
Parrish, Lance	.250	3	12	1	3	7	1	0	1	3	0	1	0	0	3	0	0	.231	.583	0
Trammell, Alan	.364	3	11	2	4	9	0	1	1	3	0	0	0	3	1	0	0	.500	.818	0
Whitaker, Lou	.143	3	14	3	2	2	0	0	0	0	0	0	0	3	0	0	0	.143	.143	0
Totals	.234	3	107	14	25	43	4	1	4	14	2	1	0	8	17	4	0	.284	.402	1

Pitcher	W-L	ERA	G	GS	CG	SHO	SV	IP	H	AB	R	ER	HR	HB	BB	SO	WP	BK	AVG
Hernandez, Willie	0-0	2.25	3	0	0	0	1	4.0	3	15	1	1	0	0	1	3	0	0	.200
Lopez, Aurelio	1-0	0.00	1	0	0	0	0	3.0	4	12	0	0	0	0	1	2	0	0	.333
Morris, Jack	1-0	1.29	1	1	0	0	0	7.0	5	26	1	1	0	0	1	4	0	0	.192
Petry, Dan	0-0	2.57	1	1	0	0	0	7.0	4	27	2	2	0	0	1	4	0	0	.148
Wilcox, Milt	1-0	0.00	1	1	0	0	0	8.0	2	26	0	0	0	0	2	8	0	0	.077
Totals	3-0	1.24	3	3	0	1	1	29.0	18	106	4	4	0	0	6	21	0	0	.170

LONGEST SINGLE-SEASON HOME WINNING STREAKS

The Tigers posted a 10-game winning streak at home during the 2013 season, tied for the fourth-longest home winning streak in club history. The following list contains the longest home winning streaks in franchise history:

Year	Streak	Dates
1909	17	August 19-September 7
1919	13	June 1-July 10
1949	11	August 12-29
1927	10	August 10-20
1934	10	August 3-September 5
1975	10	July 3-20
2006	10	June 15-July 15
2012	10	July 18-August 7
2013	10	July 14-August 15

Courtesy of STATS LLC



1984 WORLD SERIES

DETROIT (AL) 4 -- SAN DIEGO (NL) 1

Game 1 • October 9, 1984

DETROIT	1 0 0 0 2 0 0 0 0	R H E
SAN DIEGO	2 0 0 0 0 0 0 0 0	3 8 0
		2 8 1

Pitchers: MORRIS vs. THURMOND, Hawkins (6), Dravecky (8)
HR: Herndon (DET)
Attendance: 57,908

Game 2 • October 10, 1984

DETROIT	3 0 0 0 0 0 0 0 0	R H E
SAN DIEGO	1 0 0 1 3 0 0 0 x	3 7 3
		5 11 0

Pitchers: PETRY, Lopez (5), Scherrer (6), Blair (7), Hernandez (8) vs. Whitson, HAWKINS (1), Lefferts (7)
HR: Bevacqua (SD)
Attendance: 57,911

Game 3 • October 12, 1984

SAN DIEGO	0 0 1 0 0 0 1 0 0	R H E
DETROIT	0 4 1 0 0 0 0 0 x	2 10 0
		5 7 0

Pitchers: LOLLAR, Booker (2), Harris (3) vs. WILCOX, Scherrer (7), Hernandez (7)
HR: Castillo (DET)
Attendance: 51,970

Game 4 • October 13, 1984

SAN DIEGO	0 1 0 0 0 0 0 1	R H E
DETROIT	2 0 2 0 0 0 0 0 x	2 5 2
		4 7 0

Pitchers: SHOW, Dravecky (3), Lefferts (7), Gossage (8) vs. MORRIS
HR: Trammell 2 (DET), Kennedy (SD)
Attendance: 52,130

Game 5 • October 14, 1984

SAN DIEGO	0 0 1 2 0 0 0 1 0	R H E
DETROIT	3 0 0 0 1 0 1 3 x	4 10 1
		8 11 1

Pitchers: Thurmond, HAWKINS (1), Lefferts (5), Gossage (7) vs. Petry, Scherrer (4), LOPEZ (5), Hernandez (8)
HR: Gibson 2 (DET), Parrish (DET), Bevacqua (SD)
Attendance: 51,901

TIGERS STATISTICS FROM THE 1984 WORLD SERIES

Player	AVG	G	AB	R	H	TB	2B	3B	HR	RBI	SH	SF	HB	BB	SO	SB	CS	OBP	SLG	E	
Bergman, Dave	.000	5	5	0	0	0	0	0	0	0	0	0	0	0	1	0	0	0	.000	.000	0
Brookens, Tom	.000	3	3	0	0	0	0	0	0	0	0	0	0	0	1	0	0	0	.000	.000	0
Castillo, Marty	.333	3	9	2	3	6	0	0	1	2	0	0	0	2	1	0	0	0	.455	.667	0
Evans, Darrell	.067	5	15	1	1	1	0	0	0	1	0	0	0	4	4	0	0	0	.263	.067	0
Garbey, Barbaro	.000	4	12	0	0	0	0	0	0	0	0	0	0	0	2	0	0	0	.000	.000	0
Gibson, Kirk	.333	5	18	4	6	12	0	0	2	7	0	0	1	4	4	3	1	0	.478	.667	2
Grubb, Johnny	.333	4	3	0	1	1	0	0	0	0	0	0	1	0	0	0	0	0	.500	.333	0
Herndon, Larry	.333	5	15	1	5	8	0	0	1	3	0	0	0	3	2	0	1	0	.444	.533	0
Johnson, Howard	.000	1	1	0	0	0	0	0	0	0	0	0	0	0	0	0	0	0	.000	.000	0
Jones, Ruppert	.000	2	3	0	0	0	0	0	0	0	0	0	0	0	1	0	0	0	.000	.000	0
Kuntz, Rusty	.000	2	1	0	0	0	0	0	0	1	0	1	0	0	1	0	0	0	.000	.000	0
Lemon, Chet	.294	5	17	1	5	5	0	0	0	1	0	0	0	2	2	2	1	0	.368	.294	0
Parrish, Lance	.278	5	18	3	5	9	1	0	1	2	0	1	0	3	2	1	0	0	.364	.500	1
Trammell, Alan	.450	5	20	5	9	16	1	0	2	6	1	0	0	2	2	1	1	0	.500	.800	1
Whitaker, Lou	.278	5	18	6	5	7	2	0	0	0	1	0	0	4	4	0	0	0	.409	.389	0
Totals	.253	5	158	23	40	65	4	0	7	23	2	2	2	24	27	7	4	.355	.411	4	

Pitcher	W-L	ERA	G	GS	CG	SHO	SV	IP	H	AB	R	ER	HR	HB	BB	SO	WP	BK	AVG	
Bair, Doug	0-0	0.00	1	0	0	0	0	0.2	0	1	0	0	0	0	0	1	0	0	0	.000
Hernandez, Willie	0-0	1.69	3	0	0	0	2	5.1	4	19	1	1	1	0	0	0	0	0	.211	
Lopez, Aurelio	1-0	0.00	2	0	0	0	0	3.0	1	10	0	0	0	0	1	4	0	0	.100	
Morris, Jack	2-0	2.00	2	2	2	0	0	18.0	13	64	4	4	1	0	3	13	2	0	.203	
Petry, Dan	0-1	9.00	2	2	0	0	0	8.0	14	35	8	8	1	0	5	4	0	1	.400	
Scherrer, Bill	0-0	3.00	3	0	0	0	0	3.0	5	12	1	1	0	0	0	0	0	0	.417	
Wilcox, Milt	1-0	1.50	1	1	0	0	0	6.0	7	25	1	1	0	0	2	4	0	0	.280	
Totals	4-1	3.07	5	5	2	0	2	44.0	44	166	15	15	3	0	11	26	2	1	.265	

BACK-TO-BACK HOME RUNS IN THE PLAYOFFS

Victor Martinez and J.D. Martinez hit back-to-back home runs for the Tigers in Game 1 of the American League Division Series at Baltimore on October 2, 2014, while J.D. Martinez and Nicholas Castellanos connected for back-to-back home runs in Game Two on October 3, 2014. It marked just the second and third times in franchise history that the Tigers have hit back-to-back homers in the postseason. It also was the first time a team has hit back-to-back home runs in consecutive postseason games since Tampa Bay did so in the 2008 American League Championship Series vs. Boston.



MINNESOTA (WEST) 4 -- DETROIT (EAST) 1

Game 1 • October 7, 1987

		R H E
DETROIT	0 0 1 0 0 1 2 0	5 10 0
MINNESOTA	0 1 0 0 3 0 0 4 x	8 10 0

Pitchers: ALEXANDER, Henneman (8), Hernandez (8), King (8)
 vs. Viola, REARDON (8)
HR: Heath (DET), Gibson (DET), Gaetti 2 (MIN)
Attendance: 53,269

Game 2 • October 8, 1987

		R H E
DETROIT	0 2 0 0 0 0 0 1 0	3 7 1
MINNESOTA	0 3 0 2 1 0 0 0 x	6 6 0

Pitchers: MORRIS vs. BLYLEVEN, Berenguer (8)
HR: Lemon (DET), Whitaker (DET), Hrbek (MIN)
Attendance: 55,245

Game 3 • October 10, 1987

		R H E
MINNESOTA	0 0 0 2 0 2 0 0	6 8 1
DETROIT	0 0 5 0 0 0 0 2 x	7 7 0

Pitchers: Straker, Schatzeder (3), Berenguer (7), REARDON (8)
 vs. Terrell, HENNEMAN (7)
HR: Gagne (MIN), Brunansky (MIN), Sheridan (DET)
Attendance: 49,730

Game 4 • October 11, 1987

		R H E
MINNESOTA	0 0 1 1 1 1 0 1 0	5 7 1
DETROIT	1 0 0 0 1 1 0 0 0	3 7 3

Pitchers: VIOLA, Atherton (6), Berenguer (6), Reardon (9) vs.
 TANANA, Petry (6), Thurmond (9)
HR: Puckett (MIN), Gagne (MIN)
Attendance: 51,939

Game 5 • October 12, 1987

		R H E
MINNESOTA	0 4 0 0 0 0 1 1 3	9 15 1
DETROIT	0 0 0 3 0 0 1 1 1	5 9 1

Pitchers: BLYLEVEN, Schatzeder (7), Berenguer (8), Reardon (8)
 vs. ALEXANDER, King (2), Henneman (7), Robinson (9)
HR: Brunansky (MIN), Nokes (DET), Lemon (DET)
Attendance: 47,448

TIGERS STATISTICS FROM THE 1987 ALCS

Player	AVG	G	AB	R	H	TB	2B	3B	HR	RBI	SH	SF	HB	BB	SO	CS	OBP	SLG	E
Bergman, Dave	.250	4	4	0	1	1	0	0	0	2	0	1	0	0	1	0	.200	.250	0
Brookens, Tom	.000	5	13	0	0	0	0	0	0	0	1	0	0	0	3	0	.000	.000	0
Evans, Darrell	.294	5	17	0	5	5	0	0	0	0	0	0	1	4	2	0	.455	.294	3
Gibson, Kirk	.286	5	21	4	6	10	1	0	1	4	0	0	0	3	8	3	.375	.476	0
Grubb, Johnny	.571	4	7	0	4	4	0	0	0	0	0	0	0	0	1	0	.571	.571	0
Heath, Mike	.286	3	7	1	2	5	0	0	1	2	1	0	0	0	0	0	.286	.714	0
Herdon, Larry	.333	3	9	1	3	4	1	0	0	2	0	0	0	1	1	0	.400	.444	1
Lemon, Chet	.278	5	18	4	5	11	0	0	2	4	0	1	0	1	4	0	.300	.611	0
Madlock, Bill	.000	1	5	0	0	0	0	0	0	0	0	0	0	0	3	0	.000	.000	0
Morrison, Jim	.400	2	5	1	2	2	0	0	0	0	0	0	0	0	1	0	.400	.400	0
Nokes, Matt	.143	5	14	2	2	5	0	0	1	2	0	0	0	1	4	0	.200	.357	0
Sheridan, Pat	.300	5	10	2	3	7	1	0	1	2	0	0	2	0	2	1	.417	.700	0
Trammell, Alan	.200	5	20	3	4	5	1	0	0	2	0	0	0	1	2	0	.238	.250	1
Whitaker, Lou	.176	5	17	4	3	6	0	0	1	1	0	0	0	7	3	1	.417	.353	0
Totals	.240	5	167	23	40	65	4	0	7	21	2	2	3	18	35	5	.321	.389	5

Pitcher	W-L	ERA	G	GS	CG	SHO	SV	IP	H	AB	R	ER	HR	HB	BB	SO	WP	BK	AVG
Alexander, Doyle	0-2	10.00	2	2	0	0	0	9.0	14	39	10	10	2	1	1	5	0	0	.359
Henneman, Mike	1-0	10.80	3	0	0	0	0	5.0	6	21	6	6	1	0	6	3	0	0	.286
Hernandez, Willie	0-0	0.00	1	0	0	0	0	0.1	2	2	0	0	0	0	0	0	0	0	1.000
King, Eric	0-0	1.69	2	0	0	0	0	5.1	3	19	1	1	0	1	2	4	1	0	.158
Morris, Jack	0-1	6.75	1	1	1	0	0	8.0	6	30	6	6	1	0	3	7	0	0	.200
Petry, Dan	0-0	0.00	1	0	0	0	0	3.1	1	13	1	0	0	0	0	1	1	0	.077
Robinson, Jeff	0-0	0.00	1	0	0	0	0	0.1	1	2	0	0	0	0	0	0	0	0	.500
Tanana, Frank	0-1	5.06	1	1	0	0	0	5.1	6	20	4	3	2	3	4	1	1	0	.300
Terrell, Walt	0-0	9.00	1	1	0	0	0	6.0	7	24	6	6	2	0	4	4	0	0	.292
Thurmond, Mark	0-0	0.00	1	0	0	0	0	0.1	0	1	0	0	0	0	0	0	0	0	.000
Totals	1-4	6.70	5	5	1	0	0	43.0	46	171	34	32	8	5	20	25	3	0	.269



2006 ALDS

DETROIT (WILD CARD) 3 -- NEW YORK (EAST) 1

Game 1 • October 3, 2006

		R	H	E
DETROIT	0 0 0 0 3 0 1 0 0	4	12	1
NEW YORK	0 0 5 0 0 2 1 0 x	8	14	0

Pitchers: ROBERTSON, Grilli (6), Walker (7) vs. WANG, Myers (7), Proctor (7), Farnsworth (8), Rivera (9)
HR: Monroe (DET), Granderson (DET), Giambi (NYY), Jeter (NYY)
Attendance: 56,291

Game 2 • October 5, 2006

		R	H	E
DETROIT	0 1 0 0 1 1 1 0 0	4	8	0
NEW YORK	0 0 0 3 0 0 0 0 0	3	8	1

Pitchers: Verlander; WALKER (6), Zumaya (7), Jones (9) vs. MUSSINA, Proctor (8), Bruney (9)
HR: Guillen (DET), Damon (NYY)
Attendance: 56,252

Game 3 • October 6, 2006

		R	H	E
NEW YORK	0 0 0 0 0 0 0 0 0	0	5	0
DETROIT	0 3 0 0 0 2 1 0 x	6	10	0

Pitchers: JOHNSON, Bruney (6), Villone (8) vs. ROGERS, Zumaya (8), Jones (9)
HR: Granderson (DET)
Attendance: 43,440

Game 4 • October 7, 2006

		R	H	E
NEW YORK	0 0 0 0 0 0 1 0 2	3	6	2
DETROIT	0 3 1 0 3 1 0 0 x	8	13	0

Pitchers: WRIGHT, Lidle (3), Bruney (5), Proctor (5), Farnsworth (8) vs. BONDERMAN, Walker (9)
HR: Posada (NYY), Ordoñez (DET), Monroe (DET)
Attendance: 43,126

TIGERS STATISTICS FROM THE 2006 ALDS

Player	AVG	G	AB	R	H	TB	2B	3B	HR	RBI	SH	SF	HB	BB	SO	SB	CS	OBP	SLG	E
Casey, Sean	.353	4	17	1	6	9	3	0	0	4	0	0	0	0	0	0	0	.353	.529	0
Granderson, Curtis	.294	4	17	3	5	13	0	1	2	5	0	1	0	0	1	1	0	.278	.765	0
Guillen, Carlos	.571	4	14	3	8	14	3	0	1	2	0	0	0	2	1	0	0	.625	1.000	0
Inge, Brandon	.133	4	15	1	2	2	0	0	0	0	1	0	0	0	6	0	0	.133	.133	0
Monroe, Craig	.188	4	16	3	3	10	1	0	2	3	0	0	0	0	3	0	0	.188	.625	0
Ordoñez, Magglio	.267	4	15	3	4	8	1	0	1	2	0	0	0	1	2	0	1	.313	.533	0
Polanco, Placido	.412	4	17	3	7	8	1	0	0	2	0	0	0	1	1	0	1	.444	.471	0
Rodriguez, Ivan	.231	4	13	3	3	4	1	0	0	3	0	1	0	2	3	0	0	.313	.308	0
Thames, Marcus	.333	4	15	2	5	7	2	0	0	1	0	0	0	1	5	0	0	.375	.467	0
Totals	.309	4	139	22	43	75	12	1	6	22	1	2	0	7	22	1	2	.338	.540	0

Pitcher	W-L	ERA	G	GS	CG	SHO	SV	IP	H	AB	R	ER	HR	HB	BB	SO	WP	BK	AVG
Bonderman, Jeremy	1-0	2.16	1	1	0	0	0	8.1	5	30	2	2	0	0	1	4	0	0	.167
Grilli, Jason	0-0	0.00	1	0	0	0	0	0.1	0	1	0	0	0	0	0	0	0	0	.000
Jones, Todd	0-0	0.00	2	0	0	0	1	2.0	1	7	0	0	0	0	0	2	0	0	.143
Robertson, Nate	0-1	11.12	1	1	0	0	0	5.2	12	28	7	7	1	2	0	1	0	0	.429
Rogers, Kenny	1-0	0.00	1	1	0	0	0	7.2	5	27	0	0	0	1	2	8	0	0	.185
Verlander, Justin	0-0	5.06	1	1	0	0	0	5.1	7	22	3	3	1	0	4	5	0	0	.318
Walker, Jamie	1-0	4.91	3	0	0	0	0	3.2	3	13	2	2	2	0	1	1	0	0	.231
Zumaya, Joel	0-0	0.00	2	0	0	0	0	2.0	0	6	0	0	0	0	0	3	0	0	.000
Totals	3-1	3.60	4	4	0	1	1	35.0	33	134	14	14	4	3	8	24	0	0	.246

TIGERS ROOKIES PILING UP THE HITS

Tigers rookies combined for 521 hits during the 2010 season, marking the second-highest hit total by club rookies in Tigers history. The following is a list of the top rookie hit totals in club history:

Year	Hits
1929	590
2010	521
1954	477
1943	444
1961	442
1921	437
1922	437

Courtesy of STATS LLC



DETROIT (WILD CARD) 4 -- OAKLAND (WEST) 0

Game 1 • October 10, 2006

	R	H	E
DETROIT	0	2	3
OAKLAND	0	0	0

Pitchers: ROBERTSON, Rodney (6), Zumaya (8), Jones (9) vs. ZITO, Gaudin (4), Kennedy (6), Calero (7), Blanton (8)
HR: Inge (DET), Rodriguez (DET)
Attendance: 35,655

Game 2 • October 11, 2006

	R	H	E
DETROIT	0	1	0
OAKLAND	1	0	2

Pitchers: VERLANDER, Ledezma (6), Grilli (7), Rodney (8), Jones (9) vs. LOAIZA, Gaudin (7), Kennedy (7), Street (8)
HR: Gomez (DET), Granderson (DET), Bradley 2 (OAK), Chavez (OAK)
Attendance: 36,168

Game 3 • October 13, 2006

	R	H	E
OAKLAND	0	0	0
DETROIT	2	0	0

Pitchers: HARDEN, Gaudin (6), Kennedy (7), Calero (8) vs. ROGERS, Rodney (8), Jones (9)
HR: Monroe (DET)
Attendance: 41,669

Game 4 • October 14, 2006

	R	H	E
OAKLAND	2	0	0
DETROIT	0	0	2

Pitchers: Haren, Kennedy (6), Calero (7), STREET (7) vs. Bonderman, Walker (7), Grilli (8), LEDEZMA (9)
HR: Payton (OAK), Ordoñez 2 (DET)
Attendance: 42,967

TIGERS STATISTICS FROM THE 2006 ALCS

Player	AVG	G	AB	R	H	TB	2B	3B	HR	RBI	SH	SF	HB	BB	SO	SB	CS	OBP	SLG	E
Casey, Sean	.333	1	3	0	1	1	0	0	0	0	0	0	0	1	0	0	0	.500	.333	0
Gomez, Alexis	.444	3	9	1	4	7	0	0	1	4	0	0	0	2	0	0	0	.444	.778	0
Granderson, Curtis	.333	4	15	4	5	10	2	0	1	2	0	0	4	2	1	0	0	.474	.667	0
Guillen, Carlos	.188	4	16	1	3	4	1	0	0	0	0	0	1	4	0	0	0	.235	.250	1
Infante, Omar	.500	1	2	0	1	1	0	0	0	0	0	0	1	1	1	0	0	.667	.500	0
Inge, Brandon	.333	4	12	3	4	8	1	0	1	3	0	1	0	3	3	0	0	.438	.667	0
Monroe, Craig	.429	4	14	5	6	11	2	0	1	4	0	1	0	3	4	0	0	.500	.786	0
Ordoñez, Magglio	.235	4	17	3	4	10	0	0	2	6	0	0	2	2	0	0	0	.316	.588	0
Perez, Neifi	.000	1	4	0	0	0	0	0	0	0	1	0	0	0	1	0	0	.000	.000	0
Polanco, Placido	.529	4	17	2	9	10	1	0	0	2	0	0	2	1	0	0	0	.579	.588	0
Rodriguez, Ivan	.125	4	16	2	2	5	0	0	1	1	0	0	1	4	0	0	0	.176	.313	0
Santiago, Ramon	.000	3	7	0	0	0	0	0	0	0	0	0	1	0	0	0	0	.125	.000	0
Thames, Marcus	.000	2	5	1	0	0	0	0	0	0	0	0	0	1	0	0	0	.000	.000	0
Totals	.285	4	137	22	39	67	7	0	7	22	1	2	0	19	25	2	0	.367	.489	1

Pitcher	W-L	ERA	G	GS	CG	SHO	SV	IP	H	AB	R	ER	HR	HB	BB	SO	WP	BK	AVG
Bonderman, Jeremy	0-0	4.05	1	1	0	0	0	6.2	6	26	3	3	1	0	2	3	1	0	.231
Grilli, Jason	0-0	0.00	2	0	0	0	0	1.0	1	3	0	0	0	0	3	1	0	0	.333
Jones, Todd	0-0	0.00	3	0	0	0	2	3.0	3	12	0	0	0	0	1	2	0	0	.250
Ledezma, Wil	1-0	3.38	2	0	0	0	0	2.2	2	10	1	1	0	1	1	0	0	0	.200
Robertson, Nate	1-0	0.00	1	1	0	0	0	5.0	6	18	0	0	0	0	3	4	0	0	.333
Rodney, Fernando	0-0	0.00	3	0	0	0	0	3.2	1	11	0	0	0	0	1	4	0	0	.091
Rogers, Kenny	1-0	0.00	1	1	0	0	0	7.1	2	23	0	0	0	1	2	6	0	0	.087
Verlander, Justin	1-0	6.75	1	1	0	0	0	5.1	7	23	4	4	2	0	1	6	1	1	.304
Walker, Jamie	0-0	0.00	1	0	0	0	0	0.1	0	1	0	0	0	0	0	1	0	0	.000
Zumaya, Joel	0-0	9.00	1	0	0	0	0	1.0	1	4	1	1	0	0	0	0	0	0	.250
Totals	4-0	2.25	4	4	0	1	2	36.0	29	131	9	9	4	1	14	28	2	1	.221

TIGERS REACH THREE MILLION MARK IN 2013

The Tigers welcomed 3,083,397 fans to Comerica Park during the 2013 season, marking the second consecutive season and fourth time in club history the team surpassed the three million mark in attendance. The club surpassed the three million mark with 3,047,139 tickets sold during the 2007 season, established a single-season franchise record with 3,202,645 tickets sold during the 2008 season and sold 3,028,033 during the 2012 season.

Detroit sold out 34 of the club's home games at Comerica Park during the 2013 season, while the Tigers sold out 33 during the 2012 season and 27 of the club's home games at Comerica Park during the 2008 season.

Forty-one of Detroit's 81 home games at Comerica Park during the 2007 season were sellouts, including 14 straight home games June 29-August 4. The 14 straight sellouts established a Comerica Park record.



2006 WORLD SERIES

ST. LOUIS (NL) 4 -- DETROIT (AL) 1

Game 1 • October 21, 2006

	R	H	E
ST. LOUIS	0	13	003 000
DETROIT	1	00	000 001
	2	4	3

Pitchers: REYES, Looper (9) vs. VERLANDER, Grilli (6), Rodney (7), Ledezma (8), Jones (9), Walker (9)
HR: Monroe (DET), Rolen (STL), Pujols (STL)
Attendance: 42,479

Game 2 • October 22, 2006

	R	H	E
ST. LOUIS	0	00	000 001
DETROIT	2	00	010 00x
	3	10	1

Pitchers: WEAVER, Johnson (6), Kinney (6), Flores (7), Thompson (8), Wainwright (8) vs. ROGERS, Jones (9)
HR: Monroe (DET)
Attendance: 42,533

Game 3 • October 24, 2006

	R	H	E
DETROIT	0	00	000 000
ST. LOUIS	0	00	200 21x
	0	3	1
	5	7	0

Pitchers: ROBERTSON, Ledezma (6), Zumaya (6), Grilli (7), Rodney (8), Miner (8) vs. CARPENTER, Looper (9)
Attendance: 46,513

Game 4 • October 26, 2006

	R	H	E
DETROIT	0	12	000 010
ST. LOUIS	0	01	100 21x
	4	10	1
	5	9	0

Pitchers: Bonderman, Rodney (6), ZUMAYA (8) vs. Suppan, Kinney (7), Johnson (7), Looper (8), WAINWRIGHT (8)
HR: Casey (DET)
Attendance: 46,470

Game 5 • October 27, 2006

	R	H	E
DETROIT	0	00	200 000
ST. LOUIS	0	10	200 10x
	2	5	2
	4	8	1

Pitchers: VERLANDER, Rodney (7), Zumaya (8) vs. WEAVER, Wainwright (9)
HR: Casey (DET)
Attendance: 46,638

TIGERS STATISTICS FROM THE 2006 WORLD SERIES

Player	AVG	G	AB	R	H	TB	2B	3B	HR	RBI	SH	SF	HB	BB	SO	SB	CS	OBP	SLG	E
Bondeman, Jeremy	.000	1	2	0	0	0	0	0	0	0	1	0	0	0	1	0	0	.000	.000	0
Casey, Sean	.529	5	17	2	9	17	2	0	2	5	0	0	1	0	2	0	0	.556	1.000	0
Gomez, Alexis	.000	3	3	0	0	0	0	0	0	0	0	0	0	0	1	0	0	.000	.000	0
Granderson, Curtis	.095	5	21	1	2	3	1	0	0	0	0	0	0	1	7	0	0	.136	.143	0
Guillen, Carlos	.353	5	17	2	6	9	1	1	0	2	0	0	0	3	4	1	0	.450	.529	0
Infante, Omar	.000	1	1	0	0	0	0	0	0	0	0	0	0	0	0	0	0	.000	.000	0
Inge, Brandon	.353	5	17	0	6	8	2	0	0	1	0	0	0	1	6	0	0	.389	.471	3
Monroe, Craig	.150	5	20	3	3	10	1	0	2	2	0	0	0	1	5	0	0	.190	.500	0
Ordoñez, Magglio	.105	5	19	2	2	2	0	0	0	0	0	0	0	1	4	0	0	.150	.105	0
Perez, Neifi	.000	2	0	0	0	0	0	0	0	0	0	0	0	0	0	0	0	.000	.000	0
Polanco, Placido	.000	5	17	0	0	0	0	0	0	0	0	0	1	1	1	0	0	.105	.000	0
Robertson, Nate	.000	1	0	0	0	0	0	0	0	0	1	0	0	0	0	0	0	.000	.000	0
Rodriguez, Ivan	.158	5	19	1	3	4	1	0	0	1	0	0	0	0	3	0	0	.158	.211	0
Santiago, Ramon	.200	3	5	0	1	1	0	0	0	0	1	0	0	0	2	0	0	.200	.200	0
Thames, Marcus	.000	2	1	0	0	0	0	0	0	0	0	0	0	0	0	0	0	.000	.000	0
Verlander, Justin	.000	2	2	0	0	0	0	0	0	0	0	0	0	0	1	0	0	.000	.000	2
Totals	.199	5	161	11	32	54	8	1	4	11	3	0	2	8	37	1	0	.246	.335	5

Pitcher	W-L	ERA	G	GS	CG	SHO	SV	IP	H	AB	R	ER	HR	HB	BB	SO	WP	BK	AVG
Bondeman, Jeremy	0-0	3.38	1	1	0	0	0	5.1	6	20	2	2	0	0	4	4	0	0	.300
Grilli, Jason	0-0	0.00	2	0	0	0	0	1.2	0	6	0	0	0	0	1	0	0	0	.000
Jones, Todd	0-0	0.00	2	0	0	0	1	1.2	3	9	1	0	0	1	0	0	0	0	.333
Ledezma, Wil	0-0	0.00	2	0	0	0	0	1.1	2	6	0	0	0	0	0	1	0	0	.333
Miner, Zach	0-0	0.00	1	0	0	0	0	0.2	0	1	0	0	0	1	0	0	1	0	.000
Robertson, Nate	0-1	3.60	1	1	0	0	0	5.0	5	20	2	2	0	0	3	3	0	0	.250
Rodney, Fernando	0-0	4.50	4	0	0	0	0	4.0	5	15	4	2	0	0	4	5	0	0	.333
Rogers, Kenny	1-0	0.00	1	1	0	0	0	8.0	2	25	0	0	0	0	3	5	0	0	.080
Verlander, Justin	0-2	5.73	2	2	0	0	0	11.0	12	44	10	7	2	0	5	12	2	0	.273
Walker, Jamie	0-0	0.00	1	0	0	0	0	0.1	0	1	0	0	0	0	0	1	1	0	.000
Zumaya, Joel	0-1	3.00	3	0	0	0	0	3.0	1	11	3	1	0	0	3	3	1	0	.091
Totals	1-4	3.00	5	5	0	0	1	42.0	36	158	22	14	2	2	23	34	5	0	.228



DETROIT [CENTRAL] 3 -- NEW YORK [EAST] 2

Game 1 • September 30, 2011

		R H E
DETROIT	1 0 0 0 0 0 0 2	3 7 0
NEW YORK	1 0 0 0 1 6 0 1 x	9 11 0

Pitchers: Verlander, FISTER (2), Albuquerque (6), Perry (7), Schlereth (8) vs. Sabathia, NOVA (3), Ayala (9), Rivera (9)
HR: Young (DET), Canó (NYY)
Attendance: 50,940

Game 2 • October 2, 2011

		R H E
DETROIT	2 0 0 0 2 0 0 1	5 9 0
NEW YORK	0 0 0 0 0 0 1 2	3 5 1

Pitchers: SCHERZER, Benoit (7), Valverde (9) vs. GARCIA, Logan (6), Wade (7), Ayala (9)
HR: Cabrera (DET), Granderson (NYY), Swisher (NYY)
Attendance: 50,596

Game 3 • October 3, 2011

		R H E
NEW YORK	2 0 0 0 0 0 2 0	4 6 0
DETROIT	0 0 2 0 1 1 1 0 x	5 8 0

Pitchers: Sabathia, SORIANO (6), Robertson (8) vs. VERLANDER, Valverde (9)
HR: Young (DET)
Attendance: 43,581

Game 4 • October 4, 2011

		R H E
NEW YORK	0 0 2 0 2 0 0 6 0	10 13 0
DETROIT	0 0 0 1 0 0 0 0 0	1 4 0

Pitchers: BURNETT, Soriano (6), Hughes (8), Logan (9) vs. PORCELLO, Coke (7), Albuquerque (8), Schlereth (8), Perry (8)
HR: Martinez (DET)
Attendance: 43,527

Game 5 • October 6, 2011

		R H E
DETROIT	2 0 0 0 1 0 0 0 0	3 8 0
NEW YORK	0 0 0 0 1 0 1 0 0	2 10 0

Pitchers: FISTER, Scherzer (6), Benoit (7), Valverde (9) vs. NOVA, Hughes (3), Logan (4), Sabathia (5), Soriano (6), Robertson (8), Rivera (9)
HR: Kelly (DET), Young (DET), Canó (NYY)
Attendance: 50,960

TIGERS STATISTICS FROM THE 2011 ALDS

Player	AVG	G	AB	R	H	TB	2B	3B	HR	RBI	SH	SF	HB	BB	SO	SB	CS	OBP	SLG	E
Avila, Alex	.063	5	16	0	1	1	0	0	0	1	1	0	0	2	7	0	0	.167	.063	0
Betemit, Wilson	.000	3	8	0	0	0	0	0	0	0	0	0	0	4	0	0	0	.000	.000	0
Cabrera, Miguel	.200	5	15	2	3	6	0	0	1	3	0	0	0	5	1	0	0	.400	.400	0
Inge, Brandon	.429	4	7	3	3	4	1	0	0	0	0	0	1	0	0	0	0	.500	.571	0
Jackson, Austin	.125	5	16	3	2	3	1	0	0	0	1	0	0	4	8	1	0	.300	.188	0
Kelly, Don	.364	4	11	3	4	7	0	0	1	2	0	0	0	4	0	0	0	.364	.636	0
Martinez, Victor	.222	5	18	1	4	7	0	0	1	3	0	0	0	2	5	0	0	.300	.389	0
Ordoñez, Magglio	.455	4	11	5	6	1	0	0	0	0	0	0	1	2	0	0	0	.500	.545	0
Peralta, Jhonny	.222	5	18	0	4	6	2	0	0	1	0	0	1	1	4	0	0	.300	.333	0
Raburn, Ryan	.400	3	5	0	2	2	0	0	0	1	0	0	0	0	3	0	0	.400	.400	0
Santiago, Ramon	.143	4	14	0	2	3	1	0	0	2	2	0	0	0	3	0	0	.143	.214	0
Santos, Omir	.000	1	0	0	0	0	0	0	0	0	0	0	0	0	0	0	0	.000	.000	0
Young, Delmon	.316	5	19	4	6	15	0	0	3	3	0	0	0	2	2	0	0	.381	.789	0
Totals	.228	5	158	17	36	60	6	0	6	16	4	0	2	17	47	2	0	.311	.380	0

Pitcher	W-L	ERA	G	GS	CG	SHO	SV	IP	H	AB	R	ER	HR	HB	BB	SO	WP	BK	AVG
Albuquerque, Al	0-0	81.00	2	0	0	0	0	0.1	2	3	3	3	1	0	1	0	0	1	.667
Benoit, Joaquin	0-0	2.45	2	0	0	0	0	3.2	4	15	1	1	1	0	1	6	0	0	.267
Coke, Phil	0-0	27.00	1	0	0	0	0	1.0	3	6	3	3	0	0	1	1	0	0	.500
Fister, Doug	1-1	6.52	2	1	0	0	0	9.2	12	41	7	7	1	0	4	10	0	1	.293
Perry, Ryan	0-0	0.00	2	0	0	0	0	2.1	3	9	0	0	0	0	0	2	0	0	.333
Porcello, Rick	0-1	6.00	1	1	0	0	0	6.0	5	22	4	4	0	2	1	5	0	0	.227
Scherzer, Max	1-0	1.23	2	1	0	0	0	7.1	4	26	1	1	0	1	4	7	0	0	.154
Schlereth, Daniel	0-0	10.80	2	0	0	0	0	1.2	4	9	2	2	0	0	0	4	1	0	.444
Valverde, Jose	0-0	6.00	3	0	0	0	2	3.0	2	10	2	2	1	0	4	3	0	0	.200
Verlander, Justin	1-0	5.00	2	2	0	0	0	9.0	6	32	5	5	0	1	5	12	1	0	.188
Totals	3-2	5.73	5	5	0	0	2	44.0	45	173	28	28	4	4	21	50	2	2	.260



TEXAS (WEST) 4 -- DETROIT (CENTRAL) 2

Game 1 • October 8, 2011

	R	H	E
DETROIT	0	0	0
TEXAS	2	7	1
	3	6	0

Pitchers: VERLANDER, Porcello (5), Coke (7), Perry (7) vs. Wilson, Gonzalez (5), OGANDO (6), Oliver (8), Adams (8), Feliz (9)
HR: Cruz (TEX)
Attendance: 50,114

Game 2 • October 10, 2011

	R	H	E
DETROIT	0	0	3
TEXAS	3	8	0
	7	11	1

Pitchers: Scherzer, Coke (7), Benoit (7), Valverde (9), PERRY (11) vs. Holland, Feldman (3), Ogando (8), Gonzalez (9), Feliz (9), ADAMS (11)
HR: Raburn (DET), Cruz 2 (TEX)
Attendance: 51,227

Game 3 • October 11, 2011

	R	H	E
TEXAS	1	2	0
DETROIT	2	8	0
	5	11	0

Pitchers: LEWIS, Uehara (6), Oliver (7), Tateyama (8) vs. FISTER, Benoit (8), Valverde (9)
HR: Cabrera (DET), Martinez (DET), Peralta (DET)
Attendance: 41,905

Game 4 • October 12, 2011

	R	H	E
TEXAS	0	7	1
DETROIT	3	5	1

Pitchers: Harrison, Ogando (6), Adams (8), Oliver (9), FELDMAN (10), Feliz (11) vs. Porcello, Alburquerque (7), Benoit (8), VALVERDE (10), Coke (11)
HR: Cruz (TEX), Inge (DET)
Attendance: 42,234

Game 5 • October 13, 2011

	R	H	E
TEXAS	5	10	1
DETROIT	7	10	1

Pitchers: WILSON, Uehara (7), Gonzalez (7), Adams (8) vs. VERLANDER, Coke (8)
HR: Cruz (TEX), Raburn (DET), Young 2 (DET), Avila (DET)
Attendance: 41,908

Game 6 • October 15, 2011

	R	H	E
DETROIT	5	10	2
TEXAS	15	17	0

Pitchers: SCHERZER, Schlereth (3), Porcello (3), Perry (3), Penny (6), Alburquerque (7) vs. Holland, Feldman (5), OGANDO (6), Adams (8), Feliz (9)
HR: Jackson (DET), Cabrera 2 (DET), Peralta (DET) Young (TEX), Cruz (TEX)
Attendance: 51,508

TIGERS STATISTICS FROM THE 2011 ALCS

Player	AVG	G	AB	R	H	TB	2B	3B	HR	RBI	SH	SF	HB	BB	SO	SB	CS	OBP	SLG	E
Avila, Alex	.080	6	25	1	2	5	0	0	1	1	0	0	0	0	9	0	0	.080	.200	0
Betemit, Wilson	.000	1	1	0	0	0	0	0	0	0	0	0	0	1	0	0	0	.000	.000	0
Cabrera, Miguel	.400	6	20	5	8	21	4	0	3	7	0	0	0	7	6	1	0	.556	1.050	0
Dirks, Andy	.200	2	5	1	1	1	0	0	0	0	0	0	0	1	1	0	0	.200	.200	0
Inge, Brandon	.267	6	15	3	4	7	0	0	1	1	1	0	0	3	3	0	0	.389	.467	0
Jackson, Austin	.240	6	25	3	6	10	1	0	1	4	0	0	1	3	11	0	1	.345	.400	1
Kelly, Don	.222	5	9	0	2	3	1	0	0	0	0	0	0	0	0	0	0	.222	.333	0
Martinez, Victor	.273	6	22	3	6	11	0	1	1	2	0	0	1	3	1	0	0	.385	.500	0
Ordoñez, Magglio	.000	1	2	0	0	0	0	0	0	0	0	0	0	1	1	0	0	.333	.000	0
Peralta, Jhonny	.217	6	23	2	5	12	1	0	2	2	1	0	0	1	4	0	0	.250	.522	0
Raburn, Ryan	.261	6	23	4	6	13	1	0	2	4	0	0	0	4	4	0	0	.370	.565	1
Santiago, Ramon	.375	6	24	1	9	10	1	0	0	0	0	0	0	4	0	0	0	.375	.417	1
Worth, Danny	.000	1	0	0	0	0	0	0	0	0	0	0	0	0	0	0	0	.000	.000	0
Young, Delmon	.133	4	15	2	2	8	0	0	2	3	0	0	0	0	5	0	0	.133	.533	1
Totals	.244	6	209	25	51	101	9	1	13	24	2	0	2	22	50	2	1	.322	.483	5

Pitcher	W-L	ERA	G	GS	CG	SHO	SV	IP	H	AB	R	ER	HR	HB	BB	SO	WP	BK	AVG
Alburquerque, Al	0-0	0.00	2	0	0	0	0	1.2	0	5	0	0	0	0	2	2	1	0	.000
Benoit, Joaquin	0-0	0.00	3	0	0	0	0	4.0	0	10	0	0	0	0	2	3	0	0	.000
Coke, Phil	0-0	2.70	4	0	0	0	1	3.1	3	13	1	1	0	0	1	2	0	0	.231
Fister, Doug	1-0	2.45	1	1	0	0	0	7.1	7	25	2	2	0	1	0	3	0	0	.280
Penny, Brad	0-0	27.00	1	0	0	0	0	1.2	7	12	5	2	0	2	1	1	0	0	.583
Perry, Ryan	0-1	9.00	3	0	0	0	0	4.0	6	17	5	4	1	0	0	1	0	0	.353
Porcello, Rick	0-0	4.00	3	1	0	0	0	9.0	10	37	5	4	0	0	1	7	0	0	.270
Scherzer, Max	0-1	9.72	2	2	0	0	0	8.1	11	36	9	9	1	0	5	7	0	0	.306
Schlereth, Daniel	0-0	---	1	0	0	0	0	0.0	1	1	1	1	0	0	0	0	0	0	1.000
Valverde, Jose	0-1	8.31	3	0	0	0	1	4.1	5	17	4	4	1	1	2	3	0	0	.294
Verlander, Justin	1-1	5.56	2	2	0	0	0	11.1	13	47	7	7	2	0	5	13	1	0	.277
Totals	2-4	6.05	6	6	0	0	2	55.0	63	220	39	37	7	2	20	42	3	0	.286



DETROIT (CENTRAL) 3 -- OAKLAND (WEST) 2

Game 1 • October 6, 2012

		R H E
OAKLAND	1 0 0 0 0 0 0	1 4 1
DETROIT	1 0 1 0 1 0 0 x	3 7 0

Pitchers: PARKER, Neshek (7), Blevins (8) vs. VERLANDER, Benoit (8), Valverde (9)
HR: Crisp (OAK), Avila (DET)
Attendance: 43,323

Game 2 • October 7, 2012

		R H E
OAKLAND	0 0 1 0 0 0 1 2 0	4 9 1
DETROIT	0 0 1 0 0 0 2 1 1	5 11 0

Pitchers: Milone, Doolittle (7), Cook (8), BALFOUR (9) vs. Fister, Benoit (8), Coke (9), ALBUQUERQUE (9)
HR: Reddick (OAK)
Attendance: 40,684

Game 3 • October 9, 2012

		R H E
DETROIT	0 0 0 0 0 0 0 0	0 4 0
OAKLAND	1 0 0 0 1 0 0 0 x	2 5 0

Pitchers: SANCHEZ, Dotel (7), Coke (8), Porcello (8) vs. ANDERSON, Cook (7), Doolittle (8), Balfour (9)
HR: Smith (OAK)
Attendance: 37,090

Game 4 • October 10, 2012

		R H E
DETROIT	0 0 1 1 0 0 0 1 0	3 10 1
OAKLAND	0 0 0 0 0 1 0 0 3	4 8 0

Pitchers: Scherzer, Dotel (6), Coke (6), Albuquerque (7), Benoit (8), VALVERDE (9) vs. Griffin, Blevins (6), Doolittle (8), COOK (8)
HR: Fielder (DET)
Attendance: 36,385

Game 5 • October 11, 2012

		R H E
DETROIT	0 0 2 0 0 0 4 0 0	6 9 0
OAKLAND	0 0 0 0 0 0 0 0 0	0 4 1

Pitchers: VERLANDER vs. PARKER, Cook (7), Blevins (7), Scribner (8)
Attendance: 36,393

TIGERS STATISTICS FROM THE 2012 ALDS

Player	AVG	G	AB	R	H	TB	2B	3B	HR	RBI	SH	SF	HB	BB	SO	SB	CS	OBP	SLG	E
Avila, Alex	.250	4	12	2	3	7	1	0	1	1	0	0	0	0	6	0	0	.250	.583	0
Berry, Quintin	.300	4	10	1	3	4	1	0	0	0	1	0	0	1	3	1	0	.364	.400	0
Cabrera, Miguel	.250	5	20	1	5	7	2	0	0	1	0	0	1	1	1	0	0	.318	.350	0
Dirks, Andy	.294	5	17	0	5	6	1	0	0	0	1	0	0	0	3	1	0	.294	.353	0
Fielder, Prince	.190	5	21	1	4	7	0	0	1	2	0	0	0	1	2	0	0	.227	.333	1
García, Avisafal	.143	5	7	0	1	1	0	0	0	1	0	0	0	1	2	0	0	.250	.143	0
Infante, Omar	.353	5	17	6	6	7	1	0	0	0	1	0	0	1	6	1	0	.389	.412	0
Jackson, Austin	.250	5	20	4	5	7	2	0	0	3	1	0	0	1	7	0	0	.286	.350	0
Kelly, Don	.000	1	0	1	0	0	0	0	0	1	0	1	0	0	0	0	0	.000	.000	0
Laird, Gerald	.000	2	5	0	0	0	0	0	0	0	0	0	1	0	3	0	0	.167	.000	0
Peralta, Jhonny	.294	5	17	1	5	5	0	0	0	0	0	0	0	1	3	1	0	.333	.294	0
Worth, Danny	.000	1	0	0	0	0	0	0	0	0	0	0	0	0	0	0	0	.000	.000	0
Young, Delmon	.235	5	17	0	4	4	0	0	0	2	0	0	1	0	3	0	1	.278	.235	0
Totals	.252	5	163	17	41	55	8	0	2	11	4	1	3	7	39	4	1	.293	.337	1

Pitcher	W-L	ERA	G	GS	CG	SHO	SV	IP	H	AB	R	ER	HR	HB	BB	SO	WP	BK	AVG
Albuquerque, Al	1-0	0.00	2	0	0	0	0	1.1	0	4	0	0	0	0	0	1	0	0	.000
Benoit, Joaquin	0-0	6.00	3	0	0	0	0	3.0	4	13	2	2	1	0	1	2	1	0	.308
Coke, Phil	0-0	0.00	3	0	0	0	0	1.2	1	6	0	0	0	0	2	1	0	0	.167
Dotel, Octavio	0-0	0.00	2	0	0	0	0	1.0	0	3	0	0	0	0	1	2	0	0	.000
Fister, Doug	0-0	2.57	1	1	0	0	0	7.0	6	24	2	2	2	2	2	8	0	0	.250
Porcello, Rick	0-0	0.00	1	0	0	0	0	0.1	0	1	0	0	0	0	0	0	0	0	.000
Sanchez, Anibal	0-1	2.84	1	1	0	0	0	6.1	5	22	2	2	1	0	2	3	0	0	.227
Scherzer, Max	0-0	0.00	1	1	0	0	0	5.1	3	19	1	0	0	0	1	8	1	0	.158
Valverde, Jose	0-1	16.20	2	0	0	0	1	1.2	4	9	3	3	0	0	0	3	0	0	.444
Verlander, Justin	2-0	0.56	2	2	1	1	0	16.0	7	54	1	1	1	0	5	22	0	0	.130
Totals	3-2	2.06	5	5	1	1	1	43.2	30	155	11	10	3	2	14	50	2	0	.194



2012 ALCS

DETROIT (CENTRAL) 4 -- NEW YORK (EAST) 0

Game 1 • October 13, 2012

DETROIT	0 0 0 0 2 0 2 0 0 2	R H E
		6 15 1
NEW YORK	0 0 0 0 0 0 4 0 0 0	R H E
		4 11 0

Pitchers: Fister, Coke (7), Benoit (8) Valverde (9), Dotel (9), SMYLY (11) vs. Pettitte, Lowe (7), Logan (8), Eppley (9), Rapada (9), Soriano (10), Robertson (11), PHELPS (12)

HR: Young (DET), Suzuki (NYY), Ibanez (NYY)
Attendance: 47,122

Game 2 • October 14, 2012

DETROIT	0 0 0 0 0 1 2 0	R H E
		3 8 1
NEW YORK	0 0 0 0 0 0 0 0	R H E
		0 4 0

Pitchers: SANCHEZ, Coke (8) vs. KURODA, Logan (8), Chamberlain (8), Rapada (8), Eppley (8)
Attendance: 47,082

Game 3 • October 16, 2012

NEW YORK	0 0 0 0 0 0 1	R H E
		1 5 1
DETROIT	0 0 0 1 1 0 0 0 x	R H E
		2 7 0

Pitchers: HUGHES, Phelps (4), Rapada (5), Eppley (5), Logan (6) Chamberlain (8) vs. VERLANDER, Coke (9)

HR: Nunez (NYY), Young (DET)

Attendance: 42,490

Game 4 • October 18, 2012

NEW YORK	0 0 0 0 0 1 0 0 0	R H E
		1 2 2
DETROIT	1 0 1 4 0 0 1 1 x	R H E
		8 16 1

Pitchers: SABATHIA, Eppley (4), Rapada (5), Chamberlain (6), Lowe (7), Robertson (8) vs. SCHERZER, Smyly (6), Dotel (7), Coke (8)

HR: Jackson (DET), Cabrera (DET), Peralta 2 (DET)

Attendance: 42,477

TIGERS STATISTICS FROM THE 2012 ALCS

Player	AVG	G	AB	R	H	TB	2B	3B	HR	RBI	SH	SF	HB	BB	SO	SB	CS	OBP	SLG	E
Avila, Alex	.200	3	10	0	2	2	0	0	0	0	0	0	0	0	4	0	0	.200	.200	0
Berry, Quintin	.250	3	8	2	2	3	1	0	0	0	0	0	0	0	1	1	0	.250	.375	0
Cabrera, Miguel	.313	4	16	3	5	9	1	0	1	4	0	0	3	2	0	0	0	.421	.563	0
Dirks, Andy	.222	4	18	0	4	5	1	0	0	1	0	0	0	1	2	0	0	.263	.278	0
Fielder, Prince	.235	4	17	1	4	4	0	0	0	1	0	0	0	2	5	0	0	.316	.235	1
Garcia, Avisail	.455	4	11	0	5	6	1	0	0	3	0	0	0	0	1	1	0	.455	.545	0
Infante, Omar	.222	4	18	3	4	4	0	0	0	0	0	0	0	1	3	1	0	.263	.222	1
Jackson, Austin	.353	4	17	3	6	12	1	1	1	1	0	0	0	2	3	0	0	.421	.706	0
Kelly, Don	.000	1	0	1	0	0	0	0	0	0	0	0	0	0	0	0	0	.000	.000	0
Laird, Gerald	.125	2	8	0	1	1	0	0	0	0	0	0	0	0	1	0	0	.125	.125	0
Peralta, Jhonny	.389	4	18	3	7	14	1	0	2	3	0	0	0	1	3	0	0	.421	.778	0
Young, Delmon	.353	4	17	3	6	13	1	0	2	6	0	0	0	2	5	0	0	.421	.765	0
Totals	.291	4	158	19	46	73	7	1	6	19	0	0	0	12	30	3	0	.341	.462	3

Pitcher	W-L	ERA	G	GS	CG	SHO	SV	IP	H	AB	R	ER	HR	HB	BB	SO	WP	BK	AVG
Benoit, Joaquin	0-0	0.00	1	0	0	0	0	0.2	1	3	0	0	0	0	0	0	0	0	.333
Coke, Phil	0-0	0.00	4	0	0	0	2	5.2	3	20	0	0	0	0	0	4	0	0	.150
Dotel, Octavio	0-0	0.00	2	0	0	0	0	2.1	0	7	0	0	0	0	2	3	0	0	.000
Fister, Doug	0-0	0.00	1	1	0	0	0	6.1	6	25	0	0	0	0	4	5	0	0	.240
Sanchez, Anibal	1-0	0.00	1	1	0	0	0	7.0	3	24	0	0	0	0	3	7	0	0	.125
Scherzer, Max	1-0	1.59	1	1	0	0	0	5.2	2	20	1	1	0	0	2	10	0	0	.100
Smyly, Drew	1-0	0.00	2	0	0	0	0	2.1	1	8	0	0	0	0	0	2	0	0	.125
Valverde, Jose	0-0	54.00	1	0	0	0	0	0.2	3	5	4	4	2	0	1	2	0	0	.600
Verlander, Justin	1-0	1.08	1	1	0	0	0	8.1	3	28	1	1	1	0	0	3	0	0	.107
Totals	4-0	1.38	4	4	0	1	2	39.0	22	140	6	6	3	0	12	36	0	0	.157

ROOKIE WINNING WAYS

Zach Miner, Justin Verlander and Joel Zumaya combined to win 30 games as rookies during the 2006 season, marking the fourth-highest win total by club rookies in Tigers history. The following is a list of the top rookie win totals in club history.

Year	Wins
1901	43
1922	37
1942	31
2006	30
1913	29
1937	29

2012 WORLD SERIES



SAN FRANCISCO (NL) 4 -- DETROIT (AL) 0

Game 1 • October 24, 2012

	R	H	E
DETROIT	0	0	0
SAN FRANCISCO	1	0	3

Pitchers: VERLANDER, Albuquerque (5), Valverde (7), Benoit (7), Porcello (8) vs. ZITO, Lincecum (6), Mijares (9), Kontos (9), Affeldt (9)

HR: Peralta (DET), Sandoval 3 (SF)
Attendance: 42,855

Game 2 • October 25, 2012

	R	H	E
DETROIT	0	0	0
SAN FRANCISCO	0	2	5

Pitchers: FISTER, Smyly (7), Dotel (8), Coke (8) vs. BUMGARNER, Casilla (8), Romo (9)
Attendance: 42,982

Game 3 • October 27, 2012

	R	H	E
SAN FRANCISCO	0	2	0
DETROIT	0	0	5

Pitchers: VOGELSONG, Lincecum (6), Romo (9) vs. SANCHEZ, Benoit (8), Coke (9)
Attendance: 42,262

Game 4 • October 28, 2012

	R	H	E
SAN FRANCISCO	0	1	0
DETROIT	0	2	5

Pitchers: Cain, Affeldt (8), CASILLA (9), Romo (10) vs. Scherzer, Smyly (7), Dotel (7), Coke (9)
HR: Posey (SF), Cabrera (DET), Young (DET)
Attendance: 42,152

TIGERS STATISTICS FROM THE 2012 WORLD SERIES

Player	AVG	G	AB	R	H	TB	2B	3B	HR	RBI	SH	SF	HB	BB	SO	SB	CS	OBP	SLG	E
Avila, Alex	.143	2	7	0	1	1	0	0	0	0	0	0	0	1	2	0	0	.250	.143	0
Berry, Quintin	.000	4	8	0	0	0	0	0	0	0	0	0	0	1	2	0	0	.111	.000	0
Cabrera, Miguel	.231	4	13	1	3	6	0	0	1	3	0	0	0	3	4	0	0	.375	.462	0
Dirks, Andy	.111	4	9	0	1	1	0	0	0	0	0	0	0	1	2	0	0	.200	.111	0
Fielder, Prince	.071	4	14	0	1	1	0	0	0	0	0	0	1	0	4	0	0	.133	.071	0
Fister, Doug	.000	1	2	0	0	0	0	0	0	0	0	0	0	0	1	0	0	.000	.000	0
Garcia, Avisail	.000	3	5	0	0	0	0	0	0	0	0	0	0	1	2	0	0	.167	.000	0
Infante, Omar	.333	4	15	0	5	5	0	0	0	0	0	0	1	0	4	0	1	.375	.333	0
Jackson, Austin	.231	4	13	2	3	4	1	0	0	0	0	0	0	4	6	0	0	.412	.308	1
Kelly, Don	.000	2	1	0	0	0	0	0	0	0	0	0	0	0	1	0	0	.000	.000	0
Laird, Gerald	.000	2	7	0	0	0	0	0	0	0	0	0	0	0	1	0	0	.000	.000	0
Peralta, Jhonny	.067	4	15	1	1	4	0	0	1	2	0	0	0	0	3	0	0	.067	.267	0
Santiago, Ramon	.000	1	1	0	0	0	0	0	0	0	0	0	0	0	0	0	0	.000	.000	0
Verlander, Justin	.000	1	1	0	0	0	0	0	0	0	0	0	0	0	0	0	0	.000	.000	0
Worth, Danny	.000	2	1	0	0	0	0	0	0	0	0	0	0	0	1	0	0	.000	.000	0
Young, Delmon	.357	4	14	2	5	9	1	0	1	1	0	0	0	1	3	0	0	.400	.643	0
Totals	.159	4	126	6	20	31	2	0	3	6	0	0	2	12	36	0	1	.243	.246	1

Pitcher	W-L	ERA	G	GS	CG	SHO	SV	IP	H	AB	R	ER	HR	HB	BB	SO	WP	BK	AVG
Albuquerque, Al	0-0	4.50	1	0	0	0	0	2.0	1	7	1	1	1	0	0	2	0	0	.143
Benoit, Joaquin	0-0	0.00	2	0	0	0	0	1.2	1	6	0	0	0	0	0	3	1	0	.167
Coke, Phil	0-1	2.70	3	0	0	0	0	3.1	2	11	1	1	0	0	0	8	0	0	.182
Dotel, Octavio	0-0	0.00	2	0	0	0	0	1.2	0	3	0	0	0	0	2	1	0	0	.000
Fister, Doug	0-1	1.50	1	1	0	0	0	6.0	4	22	1	1	0	0	1	3	0	0	.182
Porcello, Rick	0-0	0.00	1	0	0	0	0	1.0	0	3	0	0	0	0	0	1	0	0	.000
Sanchez, Anibal	0-1	2.57	1	1	0	0	0	7.0	6	27	2	2	0	0	1	8	1	0	.222
Scherzer, Max	0-0	4.26	1	1	0	0	0	6.1	7	25	3	3	1	0	1	8	0	0	.280
Smyly, Drew	0-0	5.40	2	0	0	0	0	1.2	1	5	1	1	0	0	3	2	0	0	.200
Valverde, Jose	0-0	54.00	1	0	0	0	0	0.1	4	5	2	2	0	0	0	1	0	0	.800
Verlander, Justin	0-1	11.25	1	1	0	0	0	4.0	6	18	5	5	2	0	1	4	0	0	.333
Totals	0-4	4.11	4	4	0	0	0	35.0	32	132	16	16	4	0	9	41	2	0	.242

40-YEAR-OLD TIGERS TO HIT A HOME RUN

Three Tigers players have connected for a home run at the age of 40-or-older, for a total of 56 home runs. Darrell Evans leads the way with 49 home runs for the Tigers at the age of 40-or-older. The following is a list of players to hit a home run with the Tigers at the age of 40-or-older:

Player	Home Runs
Darrell Evans	49
Doc Cramer	6
Bobby Lowe	1

Courtesy of David Vincent



2013 ALDS

DETROIT [CENTRAL] 3 -- OAKLAND [WEST] 2

Game 1 • October 4, 2013

DETROIT	3	0	0	0	0	0	R	H	E
OAKLAND	0	0	0	0	2	0	3	10	0
							2	3	0

Pitchers: SCHERZER, Smyly (8), Benoit (8) vs. COLON, Otero (7), Doolittle (8)
HR: Cespedes (OAK)
Attendance: 48,401

Game 2 • October 5, 2013

DETROIT	0	0	0	0	0	0	R	H	E
OAKLAND	0	0	0	0	0	1	0	4	0
							1	8	0

Pitchers: Verlander, Smyly (8), ALBURQUERQUE (8), Porcello (9) vs. Gray, BALFOUR (9)
Attendance: 48,292

Game 3 • October 7, 2013

OAKLAND	0	0	1	2	3	0	R	H	E
DETROIT	0	0	0	3	0	0	6	10	0
							3	7	1

Pitchers: PARKER, Otero (6), Doolittle (8), Balfour (9) vs. SANCHEZ, Alvarez (5), Veras (8)
HR: Moss (OAK), Smith (OAK), Reddick (OAK)
Attendance: 43,973

Game 4 • October 8, 2013

OAKLAND	1	0	0	2	0	1	R	H	E
DETROIT	0	0	0	3	0	2	6	12	0
							8	9	0

Pitchers: Straily, DOOLITTLE (7), Otero (7), Cook (8), Anderson (8) vs. Fister, SCHERZER (7), Benoit (9)
HR: Lowrie (OAK), Martinez (DET), Peralta (DET)
Attendance: 43,958

Game 5 • October 10, 2013

DETROIT	0	0	0	2	0	1	R	H	E
OAKLAND	0	0	0	0	0	0	3	8	0
							0	3	0

Pitchers: VERLANDER, Benoit (9) vs. GRAY, Otero (6), Doolittle (8), Balfour (9)
HR: Cabrera (DET)
Attendance: 46,959

TIGERS STATISTICS FROM THE 2013 ALDS

Player	AVG	G	AB	R	H	TB	2B	3B	HR	RBI	SH	SF	HB	BB	SO	SB	CS	OBP	SLG	E
Avila, Alex	.133	5	15	1	2	2	0	0	0	1	0	0	0	4	5	0	0	.316	.133	0
Cabrera, Miguel	.250	5	20	1	5	8	0	0	1	3	0	0	0	1	2	0	0	.286	.400	1
Dirks, Andy	.000	2	3	2	0	0	0	0	0	0	0	0	0	1	1	0	0	.250	.000	0
Felder, Prince	.278	5	18	2	5	5	0	0	0	0	0	0	1	1	2	0	1	.350	.278	0
Holaday, Bryan	.000	0	0	0	0	0	0	0	0	0	0	0	0	0	0	0	0	.000	.000	0
Hunter, Torii	.158	5	19	3	3	3	0	0	0	0	0	0	1	1	6	0	1	.238	.259	0
Iglesias, José	.083	5	12	0	1	1	0	0	0	0	1	0	0	1	2	0	1	.154	.083	0
Infante, Omar	.222	5	18	0	4	5	1	0	0	3	0	0	0	1	2	0	0	.263	.273	0
Jackson, Austin	.100	5	20	1	2	3	1	0	0	1	0	0	0	1	13	0	0	.143	.150	0
Kelly, Don	.400	3	5	0	2	2	0	0	0	0	0	0	0	2	1	0	0	.571	.400	0
Martinez, Victor	.450	5	20	5	9	14	2	0	1	2	0	0	0	0	2	0	0	.450	.700	0
Peña, Brayton	.000	0	0	0	0	0	0	0	0	0	0	0	0	0	0	0	0	.000	.000	0
Peralta, Jhonny	.417	4	12	1	5	9	1	0	1	5	0	0	0	0	2	0	0	.417	.750	0
Perez, Hernan	.000	1	0	1	0	0	0	0	0	0	0	0	0	0	0	0	0	.000	.000	0
Santiago, Ramon	.000	3	0	0	0	0	0	0	0	0	0	0	0	0	0	0	0	.000	.000	0
Tuiasosopo, Matt	.000	0	0	0	0	0	0	0	0	0	0	0	0	0	0	0	0	.000	.000	0
Totals	.235	5	162	17	38	52	5	0	3	15	1	0	2	13	38	3	4	.299	.321	1

Pitcher	W-L	ERA	G	GS	CG	SHO	SV	IP	H	AB	R	ER	HR	HB	BB	SO	WP	BK	AVG
Alburquerque, Al	0-1	13.50	1	0	0	0	0	0.2	2	5	1	1	0	0	1	2	0	0	.500
Alvarez, Jose	0-0	0.00	1	0	0	0	0	3.0	0	10	0	0	0	0	1	3	0	0	.000
Benoit, Joaquin	0-0	5.40	3	0	0	0	2	3.1	3	15	2	2	0	1	1	6	0	0	.231
Fister, Doug	0-0	4.50	1	1	0	0	0	6.0	7	25	3	3	1	0	1	1	1	0	.292
Porcello, Rick	0-0	0.00	0	0	1	0	0	1.0	0	1	0	0	0	0	0	0	0	0	1.000
Putkonen, Luke	0-0	0.00	0	0	0	0	0	0.0	0	0	0	0	0	0	0	0	0	0	.000
Sanchez, Anibal	0-1	10.38	1	1	0	0	0	4.1	8	24	6	5	3	0	2	6	0	0	.381
Scherzer, Max	2-0	3.00	2	1	0	0	0	9.0	6	37	3	3	1	0	4	13	1	0	.188
Smyly, Drew	0-0	0.00	2	0	0	0	0	1.0	1	6	0	0	0	0	2	2	0	0	.250
Veras, Jose	0-0	0.00	1	0	0	0	0	1.2	2	7	0	0	0	0	0	3	0	0	.286
Verlander, Justin	1-0	0.00	2	2	0	0	0	15.0	6	53	0	0	0	0	2	21	0	0	.118
Totals	3-2	2.86	5	5	0	1	2	44.0	36	183	15	14	5	1	14	57	2	0	.217



BOSTON (EAST) 4 -- DETROIT (CENTRAL) 2

Game 1 • October 12, 2013

		R H E
DETROIT	0 0 0 0 1 0 0 0	1 9 0
BOSTON	0 0 0 0 0 0 0 0	0 1 1

Pitchers: SANCHEZ, Albuquerque (7), Veras (8), Smyly (8), Benoit (9) vs. LESTER, Tazawa (7), Breslow (8), Uehara (9)
Attendance: 38,210

Game 2 • October 13, 2013

		R H E
DETROIT	0 1 0 0 4 0 0 0	5 8 1
BOSTON	0 0 0 0 1 0 4 1	6 7 1

Pitchers: Scherzer, Veras (8), Smyly (8), Albuquerque (8), Benoit (8), PORCELLO (9) vs. Buchholz, Workman (6), Doubront (7), UEHARA (9).
HR: Cabrera (DET), Avila (DET), Ortiz (BOS)
Attendance: 38,029

Game 3 • October 15, 2013

		R H E
BOSTON	0 0 0 0 0 1 0 0	1 4 0
DETROIT	0 0 0 0 0 0 0 0	0 6 1

Pitchers: LACKEY, Breslow (7), Tazawa (8), Uehara (9) vs. VERLANDER, Veras (9), Coke (9), Albuquerque (9)
HR: Napoli (BOS)
Attendance: 42,327

Game 4 • October 16, 2013

		R H E
BOSTON	0 0 0 0 1 1 0 1	3 12 0
DETROIT	0 5 0 2 0 0 0 x	7 9 0

Pitchers: PEAVY, Workman (4), Dempster (6), Morales (7), Doubront (8) vs. FISTER, Coke (7), Albuquerque (7), Smyly (7), Benoit (9)
Attendance: 42,765

Game 5 • October 17, 2013

		R H E
BOSTON	0 3 1 0 0 0 0 0	4 10 0
DETROIT	0 0 0 0 1 1 1 0 0	3 10 1

Pitchers: LESTER, Tazawa (6), Breslow (7), Uehara (8) vs. SANCHEZ, Coke (7), Veras (7), Albuquerque (9)
HR: Napoli (BOS)
Attendance: 42,669

Game 6 • October 19, 2013

		R H E
DETROIT	0 0 0 0 2 0 0 0	2 8 1
BOSTON	0 0 0 0 1 0 4 0 0	5 5 1

Pitchers: SCHERZER, Smyly (7), Veras (7), Coke (7), Albuquerque (8) vs. Buchholz, Morales (6), Workman (6), TAZAWA (7), Breslow (8), Uehara (9)
HR: Victorino (BOS)
Attendance: 38,823

TIGERS STATISTICS FROM THE 2013 ALCS

Player	AVG	G	AB	R	H	TB	2B	3B	HR	RBI	SH	SF	HB	BB	SO	SB	CS	OBP	SLG	E
Avila, Alex	.188	6	16	2	3	6	0	0	1	3	0	0	1	4	6	0	0	.230	.375	0
Cabrera, Miguel	.273	6	22	3	6	9	0	0	1	4	0	0	0	2	7	1	0	.333	.409	1
Dirks, Andy	.000	1	2	0	0	0	0	0	0	0	0	0	0	1	0	0	0	.000	.000	0
Fielder, Prince	.182	6	22	1	4	5	1	0	0	0	0	0	1	2	5	0	0	.280	.227	0
Hunter, Torii	.231	6	26	2	6	8	2	0	0	2	0	0	0	1	5	0	0	.260	.308	1
Iglesias, José	.357	6	14	2	5	5	0	0	0	1	2	0	1	0	3	0	0	.400	.359	2
Infante, Omar	.190	6	21	1	4	5	1	0	0	0	0	0	0	2	4	0	0	.260	.238	0
Jackson, Austin	.318	6	22	2	7	7	0	0	0	2	0	0	0	4	5	1	0	.420	.318	0
Kelly, Don	.000	6	6	0	0	0	0	0	0	0	0	0	0	1	2	0	0	.140	.000	0
Martinez, Victor	.364	6	22	4	8	10	2	0	0	3	0	0	1	1	1	0	0	.420	.455	0
Peña, Brayan	.333	1	3	0	1	1	0	0	0	1	0	0	0	0	0	0	0	.333	.000	0
Peralta, Jhonny	.286	6	21	1	6	9	3	0	0	1	0	0	0	1	3	0	0	.320	.429	0
Perez, Hernan	.000	1	0	0	0	0	0	0	0	0	0	0	0	0	0	0	0	.000	.000	0
Santiago, Ramon	.000	2	0	0	0	0	0	0	0	0	0	0	0	0	0	0	0	.000	.000	0
Totals	.254	6	197	18	50	65	9	0	2	17	2	0	4	18	42	2	0	.329	.330	4

Pitcher	W-L	ERA	G	GS	CG	SHO	SV	IP	H	AB	R	ER	HR	HB	BB	SO	WP	BK	AVG
Albuquerque, Al	0-0	2.25	6	0	0	0	0	4.0	2	16	1	1	0	0	2	7	0	0	.154
Alvarez, Jose	0-0	0.00	0	0	0	0	0	0.0	0	0	0	0	0	0	0	0	0	0	---
Benoit, Joaquin	0-0	7.71	3	0	0	0	1	2.1	4	11	2	2	1	0	0	4	0	0	.364
Coke, Phil	0-0	9.00	4	0	0	0	1	1.4	1	4	1	1	0	0	0	0	0	0	.350
Fister, Doug	1-0	1.50	1	1	0	0	0	6.0	8	27	1	1	0	0	1	7	0	0	.308
Porcello, Rick	0-1	0.00	0	0	1	0	0	2.0	1	2	0	0	0	0	0	1	0	1	---
Sanchez, Anibal	1-1	2.25	2	2	0	0	0	12.0	9	52	4	3	1	0	6	17	3	0	.196
Scherzer, Max	0-1	2.70	2	2	0	0	0	13.0	6	52	4	4	0	2	7	21	1	0	.140
Smyly, Drew	0-0	4.50	4	0	0	0	0	2.0	0	8	2	1	0	0	1	1	0	0	.000
Veras, Jose	0-0	5.40	5	0	0	0	0	3.1	3	13	2	2	1	0	0	6	0	0	.231
Verlander, Justin	0-1	1.13	1	1	0	0	0	8.0	4	29	1	1	1	0	1	10	1	0	.143
Totals	2-4	2.77	6	6	0	1	1	52.0	39	214	19	16	4	2	18	73	6	0	.202

POSTSEASON



2014 ALDS

BALTIMORE (EAST) 3 -- DETROIT (CENTRAL) 0

Game 1 • October 2, 2014

		R	H	E
DETROIT	0 2 0 0 0 0 1 0	3	8	2
BALTIMORE	2 1 0 0 0 0 1 8 0	12	12	0

Pitchers: SCHERZER, Chamberlain (8), Soria (8), Coke (8) vs. TILLMAN, Miller (6), O'Day (7), Britton (8), Hunter (9)
HR: Cruz (BAL), Martinez, V. (DET), Martinez, J.D. (DET), Hardy (BAL), Cabrera (DET)
Attendance: 47,842

Game 2 • October 3, 2014

		R	H	E
DETROIT	0 0 0 5 0 0 1 0	6	10	0
BALTIMORE	0 0 2 1 0 0 0 4 0	7	9	0

Pitchers: Verlander, Sanchez (6), Chamberlain (8), SORIA (8) vs. Chen, Gausman (3), BRACH (8), Britton (9)
HR: Markakis (BAL), Martinez, J.D. (DET), Castellanos (DET)
Attendance: 48,058

Game 4 • October 5, 2014

		R	H	E
BALTIMORE	0 0 0 0 2 0 0 0 0	2	5	1
DETROIT	0 0 0 0 0 0 0 1	1	4	0

Pitchers: NORRIS, Miller (6), Britton (9) vs. PRICE, Nathan (9)
HR: Cruz (BAL)
Attendance: 43,013

TIGERS STATISTICS FROM THE 2014 ALDS

Player	AVG	G	AB	R	H	TB	2B	3B	HR	RBI	SH	SF	HB	BB	SO	SB	CS	OBP	SLG	E
Avila, Alex	.222	3	9	0	2	3	1	0	0	0	0	0	0	0	4	0	0	.222	.333	0
Cabrera, Miguel	.364	3	11	2	4	8	1	0	1	1	0	0	0	1	2	0	0	.417	.727	0
Carrera, Ezequiel	.000	3	1	0	0	0	0	0	0	0	0	0	0	1	0	1	0	.500	.000	0
Castellanos, Nick	.100	3	10	1	1	4	0	0	1	1	0	0	0	2	1	0	0	.250	.400	0
Davis, Rajai	.333	3	6	0	2	2	0	0	0	0	0	0	0	0	0	0	0	.333	.333	1
Holaday, Bryan	.000	1	2	0	0	0	0	0	0	0	0	0	0	0	1	0	0	.000	.000	0
Hunter, Torii	.200	3	10	2	2	2	0	0	0	0	0	0	0	2	2	0	0	.333	.200	0
Kelly, Don	.500	2	2	0	1	1	0	0	0	0	0	0	0	0	1	1	0	.500	.500	0
Kinsler, Ian	.083	3	12	0	1	1	0	0	0	0	0	0	0	1	3	0	0	.154	.083	0
Martinez, J.D.	.250	3	12	2	3	10	1	0	2	5	0	0	0	0	4	0	0	.250	.833	0
Martinez, Victor	.333	3	12	3	4	9	2	0	1	3	0	0	0	0	4	0	0	.333	.750	0
Perez, Hernan	.000	2	2	0	0	0	0	0	0	0	0	0	0	0	0	0	0	.000	.000	0
Suarez, Andrew	.182	3	11	0	2	2	0	0	0	0	0	0	0	0	4	0	0	.182	.182	1
Suarez, Eugenio	.000	1	1	0	0	0	0	0	0	0	0	0	0	0	0	0	0	.000	.000	0
Totals	.218	3	101	10	22	42	5	0	5	10	0	0	0	7	26	2	0	.269	.416	2

Pitcher	W-L	ERA	G	GS	CG	SHO	SV	IP	H	AB	R	ER	HR	HB	BB	SO	WP	BK	AVG
Albuquerque, Al	0-0	0.00	0	0	0	0	0	0.0	0	0	0	0	0	0	0	0	0	0	.000
Chamberlain, Joba	0-0	108.00	2	0	0	0	0	0.1	3	5	5	4	0	0	0	0	0	0	.600
Coke, Phil	0-0	27.00	1	0	0	0	0	0.1	1	2	1	1	0	0	1	0	1	0	.500
Lobstein, Kyle	0-0	0.00	0	0	0	0	0	0.0	0	0	0	0	0	0	0	0	0	0	.000
Nathan, Joe	0-0	0.00	1	0	0	0	0	1	0	3	0	0	0	0	0	1	0	0	.000
Porcello, Rick	0-0	0.00	0	0	0	0	0	0.0	0	0	0	0	0	0	0	0	0	0	.000
Price, David	0-1	2.25	1	1	0	0	0	8	5	28	2	2	1	1	2	6	0	0	.179
Sanchez, Anibal	0-0	0.00	1	0	0	0	0	2	0	6	0	0	0	0	0	2	0	0	.000
Scherzer, Max	0-1	6.14	1	1	0	0	0	7.1	7	27	5	5	2	0	1	6	0	0	.259
Soria, Joakim	0-1	45.00	2	0	0	0	0	1.0	4	7	5	5	0	0	2	0	0	0	.571
Verlander, Justin	0-0	5.40	1	1	0	0	0	5	6	21	3	3	1	0	1	4	0	0	.286
Totals	0-3	5.40	3	3	0	0	0	25.0	26	99	21	20	4	1	7	19	1	0	.263

TOP STRIKEOUT PERFORMANCES BY TIGERS IN THEIR MAJOR LEAGUE DEBUT

Jose Alvarez fanned seven batters in his Major League debut on June 9, 2013 vs. Cleveland, tied for the fourth most by a Tigers pitcher in his Major League debut since at least 1954. The following is a list of the top five strikeout performances by a Tigers pitcher in his Major League debut since at least 1954.

Pitcher	Date	Opponent	Strikeouts
Denny McLain	September 21, 1963	Chicago (AL)	Eight
Justin Thompson	May 27, 1996	at Kansas City	Eight
Dave Borkowski	July 17, 1999	at Houston	Eight
Bill Gilbreth	June 25, 1971	Cleveland	Seven
Alfredo Figaro	June 20, 2009	Milwaukee	Seven
Jose Alvarez	June 9, 2013	Cleveland	Seven



INDIVIDUAL BATTING

BATTING AVERAGE

Highest Average, Career (Min. 30 AB).....	432	Sean Casey.....	2006
Highest Average, Division Series (Min. 10 AB).....	571	Carlos Guillen.....	2006
Highest Average, LCS (Min. 10 AB).....	529	Placido Polanco.....	2006
Highest Average, World Series (Min. 10 AB).....	529	Sean Casey.....	2006

GAMES PLAYED

Most Games Played, Career.....	38	Miguel Cabrera.....	2011-14
Most Games Played, Division Series.....	18	Miguel Cabrera.....	2011-14
Most Games Played, LCS.....	16	Miguel Cabrera.....	2011-13
		Austin Jackson.....	2011-13
		Jhonny Peralta.....	2011-13
Most Games Played, World Series.....	23	Hank Greenberg.....	1934-35, 1940, 1945

AT-BATS

Most At-Bats, Career.....	137	Miguel Cabrera.....	2011-14
Most At-Bats, Division Series.....	66	Miguel Cabrera.....	2011-14
Most At-Bats, LCS.....	64	Austin Jackson.....	2011-13
Most At-Bats, World Series.....	85	Hank Greenberg.....	1934-35, 1940, 1945
Most At-Bats, Division Series Game.....	5	14 times.....	(last, two players, 10/10/2013 at OAK)
Most At-Bats, LCS Game.....	6	Five times.....	(last, four players, 10/13/2012 at NYY, 12 inn.)
Most At-Bats, World Series Game.....	6	Germany Schaefer.....	10/8/1907 at CHC
		Goose Goslin.....	10/4/1934 vs. STL
		Doc Cramer.....	10/8/1945 at CHC
		Eddie Mayo.....	10/8/1945 at CHC
		Rudy York.....	10/8/1945 at CHC

RUNS SCORED

Most Runs, Career.....	18	Austin Jackson.....	2011-13
		Miguel Cabrera.....	2011-14
Most Runs, Division Series.....	9	Victor Martinez.....	2011-14
Most Runs, LCS.....	11	Miguel Cabrera.....	2011-13
Most Runs, World Series.....	17	Hank Greenberg.....	1934-35, 1940, 1945
Most Runs, Division Series Game.....	3	Magglio Ordoñez.....	10/7/2006 vs. NYY
Most Runs, LCS Game.....	2	20 times.....	(last, V. Martinez, 10/13/2013 at BOS)
Most Runs, World Series Game.....	3	Hank Greenberg.....	10/7/1945 at CHC
		Al Kaline.....	10/9/1968 at STL
		Kirk Gibson.....	10/14/1984 vs. SD

HITS

Most Hits, Career.....	39	Miguel Cabrera.....	2011-14
Most Hits, Division Series.....	17	Miguel Cabrera.....	2011-14
		Victor Martinez.....	2011-14
Most Hits, LCS.....	19	Miguel Cabrera.....	2011-13
		Austin Jackson.....	2011-13
Most Hits, World Series.....	27	Hank Greenberg.....	1934-35, 1940, 1945
Most Hits, Division Series Game.....	3	Nine times.....	(last, Cabrera, 10/3/2014 at BAL)
Most Hits, LCS Game.....	3	12 times.....	(last, V. Martinez, 10/12/2013 at BOS)
Most Hits, World Series Game.....	4	Claude Rossman.....	10/9/1907 at CHC
		Ty Cobb.....	10/12/1908 at CHC
		Donie Bush.....	10/11/1909 vs. PIT
		Hank Greenberg.....	10/6/1934 at STL

EXTRA-BASE HITS

Most Extra-Base Hits, Career.....	17	Miguel Cabrera.....	2011-14
Most Extra-Base Hits, Division Series.....	7	Victor Martinez.....	2011-14
Most Extra-Base Hits, LCS.....	10	Miguel Cabrera.....	2011-13
Most Extra-Base Hits, World Series.....	14	Hank Greenberg.....	1934-35, 1940, 1945
Most Extra-Base Hits, Division Series Game.....	2	Carlos Guillen.....	10/5/2006 at NYY
		Miguel Cabrera.....	10/7/2012 vs. OAK
		Jhonny Peralta.....	10/8/2013 vs. OAK
Most Extra-Base Hits, LCS Game.....	2	16 times.....	(last, V. Martinez, 10/13/2013 vs. BOS)
Most Extra-Base Hits, World Series Game.....	3	Hank Greenberg.....	10/7/1945 at CHC
		Sean Casey.....	10/27/2006 at STL

TOTAL BASES

Most Total Bases, Career.....	74	Miguel Cabrera.....	2011-14
Most Total Bases, Division Series.....	30	Victor Martinez.....	2011-14
Most Total Bases, LCS.....	39	Miguel Cabrera.....	2011-13
Most Total Bases, World Series.....	53	Hank Greenberg.....	1934-35, 1940, 1945
Most Total Bases, Division Series Game.....	6	Five times.....	(last, two players, 10/8/2013 vs. OAK)
Most Total Bases, LCS Game.....	8	Alan Trammell.....	10/2/1984 at KC
		Magglio Ordoñez.....	10/14/2006 vs. OAK
		Delmon Young.....	10/13/2011 vs. TEX
		Miguel Cabrera.....	10/15/2011 at TEX
		Jhonny Peralta.....	10/18/2012 vs. NYY
Most Total Bases, World Series Game.....	9	Alan Trammell.....	10/13/1984 vs. SD
		Kirk Gibson.....	10/14/1984 vs. SD

DOUBLES

Most Doubles, Career.....	9	Pete Fox.....	1934-35, 1940
Most Doubles, Division Series.....	4	Austin Jackson.....	2011-13
		Victor Martinez.....	2011-14
Most Doubles, LCS.....	5	Miguel Cabrera.....	2011-13
		Jhonny Peralta.....	2011-13



TIGERS POSTSEASON RECORD BOOK

Most Doubles, World Series.....	9	Pete Fox.....	1934-35, 1940
Most Doubles, Division Series Game.....	2	Miguel Cabrera.....	10/7/2012 vs. OAK
Most Doubles, LCS Game.....	2	Tony Taylor.....	10/11/1972 vs. OAK
		Jhonny Peralta.....	10/12/2013 vs. BOS
		Victor Martinez.....	10/13/2013 at BOS
		Jhonny Peralta.....	10/12/2013 at BOS
Most Doubles, World Series Game.....	3	Hank Greenberg.....	10/7/1945 at CHC

TRIPLES

Most Triples, Career.....	2	Hank Greenberg.....	1934-35, 1940, 1945
Most Triples, Division Series.....	1	Curtis Granderson.....	2006
Most Triples, LCS.....	1	Duke Sims.....	1972
		Alan Trammell.....	1984, 1987
		Victor Martinez.....	2011, 2013
		Austin Jackson.....	2011-13
Most Triples, World Series.....	2	Hank Greenberg.....	1934-35, 1940, 1945
Most Triples, Division Series Game.....	1	Curtis Granderson.....	10/5/2006 at NYY
Most Triples, LCS Game.....	1	Duke Sims.....	10/7/1972 at OAK
		Alan Trammell.....	10/2/1984 at KC
		Victor Martinez.....	10/13/2011 vs. TEX
		Austin Jackson.....	10/13/2012 at NYY (12 inn.)
		11 times.....	(last, Guillen, 10/22/2006 vs. STL)

HOME RUNS

Most Home Runs, Career.....	9	Miguel Cabrera.....	2011-14
Most Home Runs, Division Series.....	3	Delmon Young.....	2011-12
		Miguel Cabrera.....	2011-14
		Victor Martinez.....	2011-14
		Miguel Cabrera.....	2011-13
Most Home Runs, LCS.....	5	Hank Greenberg.....	1934-35, 1940, 1945
Most Home Runs, World Series.....	5	22 times.....	(last, two players, 10/3/2014 at BAL)
Most Home Runs, Division Series Game.....	1	Magglio Ordoñez.....	10/14/2006 vs. OAK
Most Home Runs, LCS Game.....	2	Delmon Young.....	10/13/2011 vs. TEX
		Miguel Cabrera.....	10/15/2011 at TEX
		Jhonny Peralta.....	10/18/2012 vs. NYY
		Alan Trammell.....	10/13/1984 vs. SD
		Kirk Gibson.....	10/14/1984 vs. SD

RUNS BATTED IN

Most RBI, Career.....	26	Miguel Cabrera.....	2011-14
Most RBI, Division Series.....	8	Miguel Cabrera.....	2011-14
		Victor Martinez.....	2011-14
		Miguel Cabrera.....	2011-13
Most RBI, LCS.....	15	Hank Greenberg.....	1934-35, 1940, 1945
Most RBI, World Series.....	22	Miguel Cabrera.....	10/2/2011 at NYY
Most RBI, Division Series Game.....	3	Jhonny Peralta.....	10/8/2013 vs. OAK
		J.D. Martinez.....	10/3/2014 at BAL
		Alexis Gomez.....	10/11/2006 at OAK
		Magglio Ordoñez.....	10/14/2006 vs. OAK
Most RBI, LCS Game.....	4	Kirk Gibson.....	10/14/1984 vs. SD
Most RBI, World Series Game.....	5		

WALKS

Most Walks, Career.....	23	Miguel Cabrera.....	2011-14
Most Walks, Division Series.....	8	Miguel Cabrera.....	2011-14
Most Walks, LCS.....	12	Miguel Cabrera.....	2011-13
Most Walks, World Series.....	13	Hank Greenberg.....	1934-35, 1940, 1945
		Jo-Jo White.....	1934-35
Most Walks, Division Series Game.....	2	Carlos Guillen.....	10/3/2006 at NYY
		Miguel Cabrera.....	10/3/2011 vs. NYY
		Austin Jackson.....	10/3/2011 vs. NYY
		Don Kelly.....	10/10/2013 at OAK
		Nicholas Castellanos.....	10/5/2014 vs. BAL
Most Walks, LCS Game.....	3	Darrell Evans.....	10/10/1987 vs. MIN
		Lou Whitaker.....	10/11/1987 vs. MIN
		Curtis Granderson.....	10/13/2006 vs. OAK
		Miguel Cabrera.....	10/12/2011 vs. TEX (11 inn.)
Most Walks, World Series Game.....	3	Pinky Higgins.....	10/6/1940 vs. CIN
		Roy Cullenbine.....	10/10/1945 at CHC
		Don Wert.....	10/3/1968 at STL
		Dick McAuliffe.....	10/9/1968 at STL

STRIKEOUTS

Most Strikeouts, Career.....	53	Austin Jackson.....	2011-13
Most Strikeouts, Division Series.....	28	Austin Jackson.....	2011-13
Most Strikeouts, LCS.....	19	Austin Jackson.....	2011-13
		Alex Avila.....	2011-13
Most Strikeouts, World Series.....	19	Hank Greenberg.....	1934-35, 1940, 1945
Most Strikeouts, Division Series Game.....	4	Austin Jackson.....	10/5/2013 at OAK
Most Strikeouts, LCS Game.....	4	Austin Jackson.....	10/13/2011 vs. TEX
Most Strikeouts, World Series Game.....	4	Schoolboy Rowe.....	10/4/1934 vs. STL



INDIVIDUAL BASERUNNING

STOLEN BASES

Most Stolen Bases, Career	7	Kirk Gibson	1984, 1987
Most Stolen Bases, Division Series	1	Curtis Granderson	2006
		Omar Infante	2006, 2012-2013
		Miguel Cabrera	2011-14
		Austin Jackson	2011-13
		Jhonny Peralta	2011-13
		Quintin Berry	2012
		Andy Dirks	2012-13
		Ezequiel Carrera	2014
		Don Kelly	2011-14
Most Stolen Bases, LCS	4	Kirk Gibson	1984, 1987
Most Stolen Bases, World Series	4	Ty Cobb	1907-09
		Davy Jones	1907-09
Most Stolen Bases, Division Series Game	1	Curtis Granderson	10/6/2006 vs. NYY
		Miguel Cabrera	10/2/2011 at NYY
		Austin Jackson	10/4/2011 vs. NYY
		Quintin Berry	10/6/2012 vs. OAK
		Andy Dirks	10/11/2012 at OAK
		Omar Infante	10/11/2012 at OAK
		Jhonny Peralta	10/11/2012 at OAK
		Ezequiel Carrera	10/3/2014 at BAL
		Don Kelly	10/5/2014 vs. BAL
Most Stolen Bases, LCS Game	2	Kirk Gibson	10/10/1987 vs. MIN
Most Stolen Bases, World Series Game	2	Davy Jones	10/8/1907 at CHC
		Ty Cobb	10/12/1908 vs. CHC

CAUGHT STEALING

Most Caught Stealing, Career	3	Ty Cobb	1907-09
		Davy Jones	1907-09
		Germany Schaefer	1907-08
Most Caught Stealing, Division Series	1	Six players	(last, Fielder; 10/10/2013 at OAK)
Most Caught Stealing, LCS	1	Dick McAuliffe	1972
		Jim Northrup	1972
		Austin Jackson	2011-13
Most Caught Stealing, World Series	3	Ty Cobb	1907-09
		Davy Jones	1907-09
		Germany Schaefer	1907-08
Most Caught Stealing, Division Series Game	1	Six times	(last, Fielder; 10/10/2013 at OAK)
Most Caught Stealing, LCS Game	1	Jim Northrup	10/8/1972 at OAK
		Dick McAuliffe	10/11/1972 vs. OAK
		Austin Jackson	10/12/2011 vs. TEX
Most Caught Stealing, World Series Game	2	Jo-Jo White	10/8/1934 vs. STL

INDIVIDUAL PITCHING

GAMES WON

Most Games Won, Career	7	Justin Verlander	2006, 2011-14
Most Games Won, Division Series	4	Justin Verlander	2006, 2011-14
Most Games Won, LCS	3	Justin Verlander	2006, 2011-13
Most Games Won, World Series	4	Tommy Bridges	1934-35, 1940, 1945

GAMES LOST

Most Games Lost, Career	5	Schoolboy Rowe	1934-35, 1940
		Justin Verlander	2006, 2011-14
Most Games Lost, Division Series	2	Anibal Sanchez	2012-14
Most Games Lost, LCS	2	Woody Fryman	1972
		Doyle Alexander	1987
		Max Scherzer	2011-13
		Justin Verlander	2006, 2011-13
Most Games Lost, World Series	5	Schoolboy Rowe	1934-35, 1940

EARNED RUN AVERAGE

Lowest ERA, Career (Min 40 IP)	1.57	Mickey Lolich	1968, 1972
Lowest ERA, Division Series (Min 10 IP)	2.15	Justin Verlander	2006, 2011-14
Lowest ERA, LCS (Min 10 IP)	1.37	Doug Fister	2011-13
Lowest ERA, World Series (Min 10 IP)	0.79	Johnny Gorsica	1940

GAMES PITCHED

Most Games Pitched, Career	20	Phil Coke	2011-14
Most Games Pitched, Division Series	8	Joaquin Benoit	2011-13
		Justin Verlander	2006, 2011-14
Most Games Pitched, LCS	12	Phil Coke	2011-13
Most Games Pitched, World Series	8	Schoolboy Rowe	1934-35, 1940

GAMES STARTED

Most Games Started, Career	16	Justin Verlander	2006, 2011-14
Most Games Started, Division Series	8	Justin Verlander	2006, 2011-14
Most Games Started, LCS	5	Justin Verlander	2006, 2011-13
		Max Scherzer	2011-13
Most Games Started, World Series	6	Wild Bill Donovan	1907-09
		George Mullin	1907-09
		Schoolboy Rowe	1934-35, 1940

COMPLETE GAMES

Most Complete Games, Career	6	George Mullin	1907-09
-----------------------------	---	---------------	---------



TIGERS POSTSEASON RECORD BOOK

Most Complete Games, Division Series.....	1	Justin Verlander	2006, 2011-14
Most Complete Games, LCS.....	1	Joe Coleman	1972
		Jack Morris	1987
Most Complete Games, World Series.....	6	George Mullin.....	1907-09

SHUTOUTS

Most Shutouts, Career.....	1	George Mullin.....	1907-09
		Bobo Newsom.....	1940
		Joe Coleman	1972
Most Shutouts, Division Series.....	1	Justin Verlander	2006, 2011-14
Most Shutouts, LCS.....	1	Justin Verlander	2006, 2011-14
Most Shutouts, World Series.....	1	Joe Coleman	1972
		George Mullin.....	1907-09
		Bobo Newsom.....	1940

SAVES (Since 1969)

Most Saves, Career.....	4	Todd Jones	2006
		Jose Valverde	2011-12
Most Saves, Division Series.....	3	Jose Valverde	2011-12
Most Saves, LCS.....	3	Phil Coke.....	2011-13
Most Saves, World Series.....	2	Willie Hernandez.....	1984

INNINGS PITCHED

Most Innings Pitched, Career.....	98.1	Justin Verlander	2006, 2011-14
Most Innings Pitched, Division Series.....	50.1	Justin Verlander	2006, 2011-14
Most Innings Pitched, LCS.....	33.0	Justin Verlander	2006, 2011-13
Most Innings Pitched, World Series.....	58.0	George Mullin.....	1907-09
Most Innings Pitched, Division Series Game.....	9.0	Justin Verlander	10/11/2012 at OAK
Most Innings Pitched, LCS Game.....	10.0	Mickey Lolich	10/7/1972 at OAK
Most Innings Pitched, World Series Game.....	12.0	Wild Bill Donovan.....	10/8/1907 at CHC
		Schoolboy Rowe.....	10/4/1934 vs. STL

HITS ALLOWED

Most Hits Allowed, Career.....	77	Justin Verlander	2006, 2011-14
Most Hits Allowed, Division Series.....	32	Justin Verlander	2006, 2011-14
Most Hits Allowed, LCS.....	27	Justin Verlander	2006, 2011-13
Most Hits Allowed, World Series.....	52	Tommy Bridges	1934-35, 1940, 1945
Most Hits Allowed, Division Series Game.....	12	Nate Robertson.....	10/3/2006 at NYY
Most Hits Allowed, LCS Game.....	9	Mickey Lolich	10/7/1972 at OAK
		Anibal Sanchez.....	10/17/2013 vs. BOS
Most Hits Allowed, World Series Game.....	12	Tommy Bridges	10/7/1935 vs. CHC

RUNS ALLOWED

Most Runs Allowed, Career.....	40	Justin Verlander	2006, 2011-14
Most Runs Allowed, Division Series.....	12	Doug Fister.....	2011-13
		Justin Verlander	2006, 2011-14
Most Runs Allowed, LCS.....	14	Max Scherzer.....	2011-13
Most Runs Allowed, World Series.....	23	Schoolboy Rowe.....	1934-35, 1940
Most Runs Allowed, Division Series Game.....	7	Nate Robertson.....	10/3/2006 at NYY
Most Runs Allowed, LCS Game.....	6	Doyle Alexander.....	10/7/1987 at MIN
		Jack Morris.....	10/8/1987 at MIN
		Walt Terrell.....	10/10/1987 vs. MIN
		Max Scherzer.....	10/15/2011 at TEX
Most Runs Allowed, World Series Game.....	8	Ed Summers.....	10/13/1909 at PIT

EARNED RUNS ALLOWED

Most Earned Runs Allowed, Career.....	37	Justin Verlander	2006, 2011-14
Most Earned Runs Allowed, Division Series.....	12	Doug Fister.....	2011-13
		Justin Verlander	2006, 2011-14
Most Earned Runs Allowed, LCS.....	14	Max Scherzer.....	2011-13
Most Earned Runs Allowed, World Series.....	20	Schoolboy Rowe.....	1934-35, 1940
Most Earned Runs Allowed, Division Series Game.....	7	Nate Robertson.....	10/3/2006 at NYY
Most Earned Runs Allowed, LCS Game.....	6	Doyle Alexander.....	10/7/1987 at MIN
		Jack Morris.....	10/8/1987 at MIN
		Walt Terrell.....	10/10/1987 vs. MIN
		Max Scherzer.....	10/15/2011 at TEX
Most Earned Runs Allowed, World Series Game.....	7	Ed Summers.....	10/13/1909 at PIT
		Hal Newhouser.....	10/3/1945 vs. CHC

DOUBLES ALLOWED

Most Doubles Allowed, Career.....	13	Max Scherzer.....	2011-14
Most Doubles Allowed, Division Series.....	5	Doug Fister.....	2011-13
Most Doubles Allowed, LCS.....	9	Max Scherzer.....	2011-13
Most Doubles Allowed, World Series.....	10	Tommy Bridges	1934-35, 1940, 1945
		Schoolboy Rowe.....	1934-35, 1940
Most Doubles Allowed, Division Series Game.....	3	Nate Robertson.....	10/3/2006 at NYY
		Kenny Rogers.....	10/6/2006 vs. NYY
		Doug Fister.....	9/30/2011 at NYY
		Anibal Sanchez.....	10/17/2013 vs. BOS
Most Doubles Allowed, LCS Game.....	3	Jack Morris.....	10/8/1987 at MIN
		Max Scherzer.....	10/10/2011 at TEX (11 inn.)
		Justin Verlander	10/13/2011 vs. TEX
Most Doubles Allowed, World Series Game.....	4	Jeremy Bonderman.....	10/26/2006 at STL

TRIPLES ALLOWED

Most Triples Allowed, Career.....	5	Tommy Bridges	1934-35, 1940, 1945
Most Triples Allowed, Division Series.....	1	Jose Valverde	2011-12
		Justin Verlander	2006, 2011-14
		Max Scherzer.....	2011-14



Most Triples Allowed, LCS.....	1	Anibal Sanchez.....	2012-14
		Doug Fister.....	2011-13
		Jack Morris.....	1984, 1987
		Doyle Alexander.....	1987
		Justin Verlander.....	2006, 2011-13
		Max Scherzer.....	2011-13
		Joaquin Benoit.....	2011-13
Most Triples Allowed, World Series.....	5	Tommy Bridges.....	1934-35, 1940, 1945
Most Triples Allowed, Division Series Game.....	1	Jose Valverde.....	10/2/2011 at NYY
		Justin Verlander.....	10/3/2011 vs. NYY
		Max Scherzer.....	10/4/2013 at OAK
		Anibal Sanchez.....	10/7/2013 vs. OAK
		Doug Fister.....	10/8/2013 vs. OAK
		Jack Morris.....	10/2/1984 at KC
		Doyle Alexander.....	10/7/1987 at MIN
		Justin Verlander.....	10/8/2011 at TEX
		Max Scherzer.....	10/18/2012 vs. NYY
		Joaquin Benoit.....	10/16/2013 at BOS
		Tommy Bridges.....	10/5/1934 at STL
		Tommy Bridges.....	10/9/1934 vs. STL

HOME RUNS ALLOWED

Most Home Runs Allowed, Career.....	13	Justin Verlander.....	2006, 2011-14
Most Home Runs Allowed, Division Series.....	4	Anibal Sanchez.....	2012-14
Most Home Runs Allowed, LCS.....	6	Justin Verlander.....	2006, 2011-13
Most Home Runs Allowed, World Series.....	4	Justin Verlander.....	2006, 2012
Most Home Runs Allowed, Division Series Game.....	3	Anibal Sanchez.....	10/7/2013 vs. OAK
Most Home Runs Allowed, LCS Game.....	2	Doyle Alexander.....	10/7/1987 at MIN
		Walt Terrell.....	10/10/1987 vs. MIN
		Frank Tanana.....	10/11/1987 vs. MIN
		Justin Verlander.....	10/11/2006 at OAK
		Brad Penny.....	10/15/2011 at TEX
		Jose Valverde.....	10/13/2012 at NYY (12 inn.)
		Justin Verlander.....	10/21/2006 vs. STL
		Justin Verlander.....	10/24/2012 at SF
Most Home Runs Allowed, World Series Game.....	2		

HIT BATSMEN

Most Hit Batsmen, Career.....	4	Wild Bill Donovan.....	1907-09
		Max Scherzer.....	2011-14
Most Hit Batsmen, Division Series.....	2	Nate Robertson.....	2006
		Doug Fister.....	2011-13
		Rick Porcello.....	2011-14
		Max Scherzer.....	2011-14
		Frank Tanana.....	1987
Most Hit Batsmen, LCS.....	3	Wild Bill Donovan.....	1907-09
Most Hit Batsmen, World Series.....	4	Nate Robertson.....	10/3/2006 at NYY
Most Hit Batsmen, Division Series Game.....	2	Rick Porcello.....	10/4/2011 vs. NYY
		Doug Fister.....	10/7/2012 vs. OAK
		Frank Tanana.....	10/11/1987 vs. MIN
Most Hit Batsmen, LCS Game.....	3	Wild Bill Donovan.....	10/8/1907 at CHC
Most Hit Batsmen, World Series Game.....	2	George Mullin.....	10/8/1909 at PIT
		Ed Willett.....	10/11/1909 vs. PIT

WALKS

Most Walks, Career.....	30	Justin Verlander.....	2006, 2011-14
Most Walks, Division Series.....	17	Justin Verlander.....	2006, 2011-14
Most Walks, LCS.....	14	Max Scherzer.....	2011-13
Most Walks, World Series.....	17	Wild Bill Donovan.....	1907-09
Most Walks, Division Series Game.....	4	Justin Verlander.....	10/5/2006 at NYY
		Max Scherzer.....	10/2/2011 at NYY
		Justin Verlander.....	10/6/2012 vs. OAK
Most Walks, LCS Game.....	6	Anibal Sanchez.....	10/12/2013 at BOS
Most Walks, World Series Game.....	6	Wild Bill Donovan.....	10/16/1909 vs. PIT
		Earl Wilson.....	10/5/1968 vs. STL

STRIKEOUTS

Most Strikeouts, Career.....	112	Justin Verlander.....	2006, 2011-14
Most Strikeouts, Division Series.....	64	Justin Verlander.....	2006, 2011-14
Most Strikeouts, LCS.....	38	Max Scherzer.....	2011-13
Most Strikeouts, World Series.....	36	George Mullin.....	1907-09
Most Strikeouts, Division Series Game.....	11	Justin Verlander.....	10/3/2011 vs. NYY
		Justin Verlander.....	10/6/2012 vs. OAK
		Justin Verlander.....	10/11/2012 at OAK
		Max Scherzer.....	10/4/2013 at OAK
		Justin Verlander.....	10/5/2013 at OAK
Most Strikeouts, LCS Game.....	14	Joe Coleman.....	10/10/1972 vs. OAK
Most Strikeouts, World Series Game.....	12	Wild Bill Donovan.....	10/8/1907 at CHC

CLUB BATTING

BATTING AVERAGE

Highest Average, Postseason.....	261	2006
Highest Average, Division Series.....	309	2006
Highest Average, LCS.....	291	2012
Highest Average, World Series.....	253	1984

AT-BATS

Most At-Bats, Postseason.....	447	2012
Most At-Bats, Division Series.....	163	2012
Most At-Bats, LCS.....	209	2011



TIGERS POSTSEASON RECORD BOOK

Most At-Bats, World Series	250	1934
Most At-Bats, Game	50	10/13/2012 at NYY (12 inn.)
Fewest At-Bats, Game	26	10/5/1984 vs. KC 10/25/2012 at SF

RUNS SCORED

Most Runs, Postseason	55	2006
Most Runs, Division Series	22	2006
Most Runs, LCS	25	2011
Most Runs, World Series	34	1968
Most Runs, Game	13	10/9/1968 at STL
Most Runs by Both Clubs, Game	20	10/15/2011 at TEX

HITS

Most Hits, Postseason	114	2006
Most Hits, Division Series	43	2006
Most Hits, LCS	51	2011
Most Hits, World Series	56	1934, 1940, 1968
Most Hits, Game	16	10/18/2012 vs. NYY
Fewest Hits, Game	1	10/5/1945 vs. CHC
Most Hits by Both Clubs, Game	28	10/8/1945 at CHC (12 inn.)

EXTRA-BASE HITS

Most Extra-Base Hits, Postseason	46	2006
Most Extra-Base Hits, Division Series	19	2006
Most Extra-Base Hits, LCS	23	2011
Most Extra-Base Hits, World Series	18	1909
Most Extra-Base Hits, Game	7	10/3/2006 at NYY

SINGLES

Most Singles, Postseason	78	2012
Most Singles, Division Series	31	2012
Most Singles, LCS	39	2013
Most Singles, World Series	42	1945
Most Singles, Game	11	10/6/1940 vs. CIN

DOUBLES

Most Doubles, Postseason	27	2006
Most Doubles, Division Series	12	2006
Most Doubles, LCS	9	2011, 2013
Most Doubles, World Series	16	1909
Most Doubles, Game	4	10/14/1909 vs. PIT 10/3/2006 at NYY

TRIPLES

Most Triples, Postseason	3	1940, 1968
Most Triples, Division Series	1	2006
Most Triples, LCS	1	1972, 1984, 2011, 2012
Most Triples, World Series	3	1940, 1968
Most Triples, Game	2	10/7/1968 vs. STL

HOME RUNS

Most Home Runs, Postseason	19	2011
Most Home Runs, Division Series	6	2006, 2011
Most Home Runs, LCS	13	2011
Most Home Runs, World Series	8	1968
Most Home Runs, Game	4	10/13/2011 vs. TEX 10/15/2011 at TEX 10/18/2012 vs. NYY

WALKS

Most Walks, Postseason	39	2011
Most Walks, Division Series	17	2011
Most Walks, LCS	22	2011
Most Walks, World Series	33	1945
Most Walks, Game	11	10/12/1984 vs. SD

STRIKEOUTS

Most Strikeouts, Postseason	105	2012
Most Strikeouts, Division Series	47	2011
Most Strikeouts, LCS	50	2011
Most Strikeouts, World Series	59	1968
Most Strikeouts, Game	17	10/2/1968 at STL

SLUGGING PERCENTAGE

Highest Slugging Percentage, Postseason	449	2006
Lowest Slugging Percentage, Postseason	234	1908
Highest Slugging Percentage, Division Series	540	2006
Highest Slugging Percentage, LCS	489	2006
Highest Slugging Percentage, World Series	411	1984

ON-BASE PERCENTAGE

Highest On-Base Percentage, Postseason	335	1935
Lowest On-Base Percentage, Postseason	253	1907
Highest On-Base Percentage, Division Series	338	2006
Highest On-Base Percentage, LCS	367	2006
Highest On-Base Percentage, World Series	355	1984



CLUB BASE RUNNING

STOLEN BASES

Most Stolen Bases, Postseason	11	1984
Fewest Stolen Bases, Postseason	0	1940, 1968, 1972
Most Stolen Bases, Division Series	4	2012
Most Stolen Bases, LCS	5	1987
Most Stolen Bases, World Series	7	1984
Most Stolen Bases, Game	3	10/12/1908 vs. CHC 10/6/1934 at STL 10/5/1984 vs. KC 10/11/2012 vs. OAK

CAUGHT STEALING

Most Caught Stealing, Postseason	6	1909
Fewest Caught Stealing, Postseason	0	1987, 2014
Most Caught Stealing, Division Series	3	2013
Most Caught Stealing, LCS	2	1972
Most Caught Stealing, World Series	6	1909
Most Caught Stealing, Game	3	10/9/1907 vs. CHC

CLUB PITCHING

EARNED RUN AVERAGE

Lowest ERA, Postseason	2.14	1972
Highest ERA, Postseason	6.70	1987
Lowest ERA, Division Series	2.06	2012
Lowest ERA, LCS	1.24	1984
Lowest ERA, World Series	2.15	1907

COMPLETE GAMES

Most Complete Games, Postseason	5	1935
Fewest Complete Games, Postseason	0	2006, 2011, 2013, 2014
Most Complete Games, Division Series	1	2012
Most Complete Games, LCS	1	1972, 1987
Most Complete Games, World Series	5	1935

SHUTOUTS

Most Shutouts, Postseason	2	2006, 2012, 2013
Fewest Shutouts, Postseason	0	nine times (last, 2014)
Most Shutouts, Division Series	1	2006, 2012, 2013
Most Shutouts, LCS	1	1972, 1984, 2006, 2012, 2013
Most Shutouts, World Series	1	1909, 1940

SAVES (since 1969)

Most Saves, Postseason	4	2006, 2011
Fewest Saves, Postseason	0	1972, 1987, 2014
Most Saves, Division Series	2	2011, 2013
Most Saves, LCS	2	2006, 2011, 2012
Most Saves, World Series	2	1984

INNINGS PITCHED

Most Innings Pitched, Postseason	117.2	2012
Fewest Innings Pitched, Postseason	25.0	2014
Most Innings Pitched, Division Series	44.0	2011, 2013
Most Innings Pitched, LCS	55.0	2011
Most Innings Pitched, World Series	65.2	1945

HITS ALLOWED

Most Hits Allowed, Postseason	108	2011
Fewest Hits Allowed, Postseason	26	2014
Most Hits Allowed, Division Series	45	2011
Most Hits Allowed, LCS	63	2011
Most Hits Allowed, World Series	73	1934
Most Hits Allowed, Game	17	10/9/1934 vs. STL 10/15/2011 at TEX 10/12/2013 at BOS
Fewest Hits Allowed, Game	1	10/12/2013 at BOS

RUNS ALLOWED

Most Runs Allowed, Postseason	67	2011
Fewest Runs Allowed, Postseason	13	1972
Most Runs Allowed, Division Series	28	2011
Most Runs Allowed, LCS	39	2011
Most Runs Allowed, World Series	34	1909, 1934
Most Runs Allowed, Game	15	10/15/2011 at TEX
Fewest Runs Allowed, Game	0	10 times (last, 10/12/2013 at BOS)

EARNED RUNS ALLOWED

Most Earned Runs Allowed, Postseason	65	2011
Fewest Earned Runs Allowed, Postseason	11	1907, 1972
Most Earned Runs Allowed, Division Series	28	2011
Most Earned Runs Allowed, LCS	37	2011
Most Earned Runs Allowed, World Series	28	1945
Most Earned Runs Allowed, Game	14	10/15/2011 at TEX
Fewest Earned Runs Allowed, Game	0	13 times (last, 10/12/2013 at BOS)

HOME RUNS ALLOWED

Most Home Runs Allowed, Postseason	11	2011
------------------------------------	----	------



TIGERS POSTSEASON RECORD BOOK

Fewest Home Runs Allowed, Postseason.....	0.....	1907
Most Home Runs Allowed, Division Series.....	5.....	2013
Most Home Runs Allowed, LCS.....	8.....	1987
Most Home Runs Allowed, World Series.....	7.....	1968
Most Home Runs Allowed, Game.....	3.....	10/11/2006 at OAK 10/24/2012 at SF 10/7/2013 vs. OAK

HIT BATSMEN

Most Hit Batsmen, Postseason.....	6.....	1909, 2006, 2011
Fewest Hit Batsmen, Postseason.....	0.....	1908, 1940, 1945, 1984
Most Hit Batsmen, Division Series.....	4.....	2011
Most Hit Batsmen, LCS.....	5.....	1987
Most Hit Batsmen, World Series.....	6.....	1909
Most Hit Batsmen, Game.....	3.....	10/11/1987 vs. MIN

WALKS

Most Walks, Postseason.....	45.....	2006
Fewest Walks, Postseason.....	7.....	2014
Most Walks, Division Series.....	21.....	2011
Most Walks, LCS.....	20.....	1987, 2011
Most Walks, World Series.....	23.....	2006
Most Walks, Game.....	10.....	10/16/1909 vs. PIT
Fewest Walks, Game.....	0.....	nine times (last, 10/16/2012 vs. NYY)

STRIKEOUTS

Most Strikeouts, Postseason.....	130.....	2013
Fewest Strikeouts, Postseason.....	19.....	2014
Most Strikeouts, Division Series.....	57.....	2013
Most Strikeouts, LCS.....	73.....	2013
Most Strikeouts, World Series.....	48.....	1945
Most Strikeouts, Game.....	17.....	10/12/2013 at BOS
Fewest Strikeouts, Game.....	1.....	10/16/1909 vs. PIT 10/6/1934 at STL

WILD PITCHES

Most Wild Pitches, Postseason.....	8.....	2013
Fewest Wild Pitches, Postseason.....	0.....	1907, 1935, 1968
Most Wild Pitches, Division Series.....	2.....	2011, 2012, 2013
Most Wild Pitches, LCS.....	6.....	2013
Most Wild Pitches, World Series.....	5.....	2006

CLUB FIELDING

FIELDING PERCENTAGE

Highest Fielding Percentage, Postseason.....	.989.....	2012
Lowest Fielding Percentage, Postseason.....	.938.....	1909
Highest Fielding Percentage, Division Series.....	1.000.....	2011
Highest Fielding Percentage, LCS.....	.993.....	2006
Highest Fielding Percentage, World Series.....	.993.....	2012

PUTOUTS

Most Putouts, Postseason.....	353.....	2012
Most Putouts, Division Series.....	132.....	2011, 2013
Most Putouts, LCS.....	165.....	2011
Most Putouts, World Series.....	197.....	1945
Most Putouts, Game.....	36.....	10/8/1907 at CHC (12 inn.) 10/4/1934 vs. STL (12 inn.) 10/13/2012 at NYY (12 inn.)

ASSISTS

Most Assists, Postseason.....	120.....	2006
Most Assists, Division Series.....	36.....	2011
Most Assists, LCS.....	63.....	2011
Most Assists, World Series.....	88.....	1909
Most Assists, Game.....	20.....	10/4/1935 at CHC (11 inn.)

TOTAL CHANCES

Most Total Chances, Postseason.....	469.....	2006
Most Total Chances, Division Series.....	168.....	2011
Most Total Chances, LCS.....	233.....	2011
Most Total Chances, World Series.....	289.....	1909
Most Total Chances, Game.....	55.....	10/4/1935 at CHC (11 inn.)

ERRORS

Most Errors, Postseason.....	18.....	1909
Fewest Errors, Postseason.....	2.....	2014
Most Errors, Division Series.....	2.....	2014
Most Errors, LCS.....	7.....	1972
Most Errors, World Series.....	18.....	1909
Most Errors, Game.....	5.....	10/11/1909 vs. PIT 10/3/1934 vs. STL

PASSED BALLS

Most Passed Balls, Postseason.....	2.....	1945
Most Passed Balls, LCS.....	1.....	1987
Most Passed Balls, World Series.....	2.....	1945
Most Passed Balls, Game.....	2.....	10/3/1945 vs. CHC



DOUBLE PLAYS

Most Double Plays, Postseason	14	2006
Most Double Plays, Division Series	3	2006, 2011
Most Double Plays, LCS	7	2006
Most Double Plays, World Series	6	1935
Most Double Plays, Game	4	10/10/2006 at OAK

CLUB MISCELLANEOUS

LENGTH OF GAMES

Longest Game, Innings	12	10/8/1907 at CHC 10/4/1934 vs. STL 10/8/1945 at CHC 10/13/2012 at NYY
Longest Nine-Inning Game, Time	3:56	10/12/2013 at BOS
Longest Extra-Inning Game, Time	4:54	10/13/2012 at NYY (12 inn.)
Shortest Game, Time	1:25	10/14/1908 vs. CHC

GAMES WON

Most Games Won, Postseason	8	2006
Most Games Won at Home, Postseason	5	2006
Most Games Won on Road, Postseason	3	1945, 1968, 1984, 2006, 2012, 2013
Longest Winning Streak, Postseason	7	10/5-10/14/2006

GAMES LOST

Most Games Lost, Postseason	6	2011, 2012, 2013
Most Games Lost at Home, Postseason	3	1908, 1934, 2013
Most Games Lost on Road, Postseason	4	2006, 2011, 2012
Longest Losing Streak, Postseason	5	10/17/2013-10/5/2014

PITCHERS USED

Most Pitchers Used, Nine-Inning Game	6	10/9/1934 vs. STL 10/6/1968 vs. STL 10/21/2006 vs. STL 10/24/2006 at STL 10/15/2011 at TEX 10/10/2012 at OAK 10/13/2013 at BOS
Most Pitchers Used by Both Clubs, Game	13	10/13/2012 at NYY (12 inn.)

ATTENDANCE

Largest Attendance, Home Postseason Game	55,500	10/5/1945 vs. CHC
Smallest Attendance, Home Postseason Game	6,210	10/14/1908 vs. CHC
Largest Attendance, Road Postseason Game	57,911	10/10/1984 at SD
Smallest Attendance, Road Postseason Game	13,114	10/10/1907 at CHC

POSTSEASON ATTENDANCE IN DETROIT

Year	Opponent	Event	Attendance	Games
2014	Baltimore	ALDS	43,013	1
2013	Boston	ALCS	127,761	3
	OAKLAND	ALDS	87,911	2
2012	San Francisco	World Series	84,414	2
	NEW YORK	ALCS	84,967	2
	OAKLAND	ALDS	84,007	2
2011	Texas	ALCS	126,047	3
	NEW YORK	ALDS	87,108	2
2006	St. Louis	World Series	85,012	2
	OAKLAND	ALCS	84,636	2
	NEW YORK	ALDS	86,566	2
1987	Minnesota	ALCS	149,117	3
1984	SAN DIEGO	World Series	156,001	3
	KANSAS CITY	ALCS	52,168	1
1972	Oakland	ALCS	129,047	3
1968	ST. LOUIS	World Series	160,902	3
1945	CHICAGO	World Series	163,773	3
1940	Cincinnati	World Series	162,159	3
1935	CHICAGO	World Series	142,553	3
1934	St. Louis	World Series	171,409	4
1909	Pittsburgh	World Series	63,410	4
1908	Chicago	World Series	29,929	3
1907	Chicago	World Series	18,676	2

Series victories in ALL CAPS.



TIGERS POSTSEASON HOME RUNS

WORLD SERIES

DATE	OPPONENT	PLAYER	PITCHER	INN.	ON
October 13, 1909	at Pittsburgh	Davy Jones	Babe Adams	1st	0
October 13, 1909	at Pittsburgh	Sam Crawford	Babe Adams	8th	0
October 3, 1934	St. Louis	Hank Greenberg	Dizzy Dean	8th	0
October 7, 1934	at St. Louis	Charlie Gehringer	Dizzy Dean	1st	0
October 3, 1935	Chicago (NL)	Hank Greenberg	Charlie Root	6th	1
October 2, 1940	at Cincinnati	Bruce Campbell	Whitey Moore	5th	1
October 4, 1940	Cincinnati	Rudy York	Jim Turner	7th	1
October 4, 1940	Cincinnati	Pinky Higgins	Jim Turner	7th	1
October 6, 1940	Cincinnati	Hank Greenberg	Junior Thompson	3rd	2
October 4, 1945	Chicago (NL)	Hank Greenberg	Hank Wyse	5th	2
October 8, 1945	at Chicago (NL)	Hank Greenberg	Ray Prim	8th	0
October 3, 1968	at St. Louis	Willie Horton	Nelson Briles	2nd	0
October 3, 1968	at St. Louis	Mickey Lolich	Nelson Briles	3rd	0
October 3, 1968	at St. Louis	Norm Cash	Nelson Briles	6th	0
October 5, 1968	St. Louis	Al Kaline	Ray Washburn	3rd	1
October 5, 1968	St. Louis	Dick McAuliffe	Ray Washburn	5th	0
October 6, 1968	St. Louis	Jim Northrup	Bob Gibson	4th	0
October 9, 1968	at St. Louis	Jim Northrup	Larry Jaster	3rd	3
October 9, 1968	at St. Louis	Al Kaline	Steve Carlton	5th	0
October 9, 1984	at San Diego	Larry Herndon	Mark Thurmond	5th	1
October 12, 1984	San Diego	Marty Castillo	Tim Lollar	2nd	1
October 13, 1984	San Diego	Alan Trammell	Eric Show	1st	1
October 13, 1984	San Diego	Alan Trammell	Eric Show	3rd	1
October 14, 1984	San Diego	Kirk Gibson	Mark Thurmond	1st	1
October 14, 1984	San Diego	Lance Parrish	Rich Gossage	7th	0
October 14, 1984	San Diego	Kirk Gibson	Rich Gossage	8th	2
October 21, 2006	St. Louis	Craig Monroe	Anthony Reyes	9th	0
October 22, 2006	St. Louis	Craig Monroe	Jeff Weaver	1st	0
October 26, 2006	at St. Louis	Sean Casey	Jeff Suppan	2nd	0
October 27, 2006	at St. Louis	Sean Casey	Jeff Weaver	4th	1
October 24, 2012	at San Francisco	Jhonny Peralta	George Kontos	9th	1
October 28, 2012	San Francisco	Miguel Cabrera	Matt Cain	3rd	1
October 28, 2012	San Francisco	Delmon Young	Matt Cain	6th	0

LEAGUE CHAMPIONSHIP SERIES

DATE	OPPONENT	PLAYER	PITCHER	INN.	ON
October 7, 1972	at Oakland	Norm Cash	Catfish Hunter	2nd	0
October 7, 1972	at Oakland	Al Kaline	Rollie Fingers	11th	0
October 10, 1972	Oakland	Bill Freehan	Bob Locker	8th	0
October 11, 1972	Oakland	Dick McAuliffe	Catfish Hunter	3rd	0
October 2, 1984	at Kansas City	Larry Herndon	Buddy Black	4th	0
October 2, 1984	at Kansas City	Alan Trammell	Buddy Black	5th	0
October 2, 1984	at Kansas City	Lance Parrish	Mike Jones	9th	0
October 3, 1984	at Kansas City	Kirk Gibson	Bret Saberhagen	3rd	0
October 7, 1987	at Minnesota	Mike Heath	Frank Viola	3rd	0
October 7, 1987	at Minnesota	Kirk Gibson	Frank Viola	6th	0
October 8, 1987	at Minnesota	Chet Lemon	Bert Blyleven	2nd	1
October 8, 1987	at Minnesota	Lou Whitaker	Bert Blyleven	8th	0
October 10, 1987	Minnesota	Pat Sheridan	Jeff Reardon	8th	1
October 12, 1987	Minnesota	Matt Nokes	Bert Blyleven	4th	1
October 12, 1987	Minnesota	Chet Lemon	Juan Berenguer	8th	0
October 10, 2006	at Oakland	Brandon Inge	Barry Zito	3rd	0
October 10, 2006	at Oakland	Ivan Rodriguez	Barry Zito	4th	0
October 11, 2006	at Oakland	Alexis Gomez	Esteban Loaiza	6th	1
October 11, 2006	at Oakland	Curtis Granderson	Huston Street	9th	0
October 13, 2006	Oakland	Craig Monroe	Rich Harden	5th	0
October 14, 2006	Oakland	Magglio Ordoñez	Dan Haren	6th	0
October 14, 2006	Oakland	Magglio Ordoñez	Huston Street	9th	2
October 10, 2011	at Texas	Ryan Raburn	Derek Holland	3rd	2
October 11, 2011	Texas	Victor Martinez	Colby Lewis	4th	0
October 11, 2011	Texas	Jhonny Peralta	Colby Lewis	6th	0
October 11, 2011	Texas	Miguel Cabrera	Koji Uehara	7th	0
October 12, 2011	Texas	Brandon Inge	Alexi Ogando	7th	0
October 13, 2011	Texas	Alex Avila	C.J. Wilson	3rd	0
October 13, 2011	Texas	Delmon Young	C.J. Wilson	4th	0
October 13, 2011	Texas	Delmon Young	C.J. Wilson	6th	1
October 13, 2011	Texas	Ryan Raburn	Koji Uehara	7th	0
October 15, 2011	at Texas	Miguel Cabrera	Derek Holland	1st	0
October 15, 2011	at Texas	Jhonny Peralta	Derek Holland	2nd	0
October 15, 2011	at Texas	Austin Jackson	Derek Holland	5th	1
October 15, 2011	at Texas	Miguel Cabrera	Mike Adams	8th	0

TIGERS POSTSEASON HOME RUNS



LEAGUE CHAMPIONSHIP SERIES, cont.

DATE	OPPONENT	PLAYER	PITCHER	INN.	ON
October 13, 2012	at New York (AL)	Delmon Young	Derek Lowe	8th	0
October 16, 2012	New York (AL)	Delmon Young	Phil Hughes	4th	0
October 18, 2012	New York (AL)	Miguel Cabrera	CC Sabathia	4th	1
October 18, 2012	New York (AL)	Jhonny Peralta	CC Sabathia	4th	1
October 18, 2012	New York (AL)	Austin Jackson	Derek Lowe	7th	0
October 18, 2012	New York (AL)	Jhonny Peralta	David Robertson	8th	0
October 13, 2013	at Boston	Miguel Cabrera	Clay Buchholz	6th	0
October 13, 2013	at Boston	Alex Avila	Clay Buchholz	6th	2

DIVISION SERIES

DATE	OPPONENT	PLAYER	PITCHER	INN.	ON
October 3, 2006	at New York (AL)	Craig Monroe	Chien-Ming Wang	5th	0
October 3, 2006	at New York (AL)	Curtis Granderson	Mike Myers	7th	0
October 5, 2006	at New York (AL)	Carlos Guillen	Mike Mussina	6th	0
October 6, 2006	New York (AL)	Curtis Granderson	Brian Bruney	7th	0
October 7, 2006	New York (AL)	Magglio Ordoñez	Jaret Wright	2nd	0
October 7, 2006	New York (AL)	Craig Monroe	Jaret Wright	2nd	1
September 30, 2011	at New York (AL)	Delmon Young	CC Sabathia	1st	0
October 2, 2011	at New York (AL)	Miguel Cabrera	Freddy Garcia	1st	1
October 3, 2011	New York (AL)	Delmon Young	Rafael Soriano	7th	0
October 4, 2011	New York (AL)	Victor Martinez	A.J. Burnett	4th	0
October 6, 2011	at New York (AL)	Don Kelly	Ivan Nova	1st	0
October 6, 2011	at New York (AL)	Delmon Young	Ivan Nova	1st	0
October 6, 2012	Oakland	Alex Avila	Jarrod Parker	5th	0
October 10, 2012	at Oakland	Prince Fielder	A.J. Griffin	4th	0
October 8, 2013	Oakland	Jhonny Peralta	Dan Straily	5th	2
October 8, 2013	Oakland	Victor Martinez	Sean Doolittle	7th	0
October 10, 2013	at Oakland	Miguel Cabrera	Sonny Gray	4th	1
October 2, 2014	at Baltimore	Victor Martinez	Chris Tillman	2nd	0
October 2, 2014	at Baltimore	J.D. Martinez	Chris Tillman	2nd	0
October 2, 2014	at Baltimore	Miguel Cabrera	Darren O'Day	8th	0
October 3, 2014	at Baltimore	J.D. Martinez	Wei-Yin Chen	4th	2
October 3, 2014	at Baltimore	Nicholas Castellanos	Wei-Yin Chen	4th	0

TIGERS TRIPLE CROWN

Just 14 Tigers have led the club in batting average, home runs and RBI in the same season, led by Miguel Cabrera and Harry Heilmann, who have each accomplished the feat six times. Six of the players are enshrined in the National Baseball Hall of Fame.

Year	Name	Avg.	HR	RBI	Year	Name	Avg.	HR	RBI
1903	Sam Crawford	.335	4	89	1967	Al Kaline	.308	25	78
1905	Sam Crawford	.297	6	75	1975	Willie Horton	.275	25	92
1907	Ty Cobb	.350	5	116	1979	Steve Kemp	.318	26	105
1909	Ty Cobb	.377	9	107	1998	Tony Clark	.291	34	103
1911	Ty Cobb	.420	8	144	2002	Randall Simon	.301	19	82
1921	Harry Heilmann	.394	19	139	2003	Dmitri Young	.297	29	85
1923	Harry Heilmann	.403	18	115	2007	Magglio Ordoñez	.363	28	139
1924	Harry Heilmann	.346	10	113	2009	Miguel Cabrera	.324	34	103
1925	Harry Heilmann	.393	13	133	2010	Miguel Cabrera	.328	38	126
1927	Harry Heilmann	.398	14	120	2011	Miguel Cabrera	.344	30	105
1928	Harry Heilmann	.328	14	107	2012	Miguel Cabrera	.330	44	139
1933	Charlie Gehringer	.325	12	105	2013	Miguel Cabrera	.348	44	137
1938	Hank Greenberg	.315	58	146	2016	Miguel Cabrera	.316	38	108
1940	Hank Greenberg	.340	41	150	2018	Nicholas Castellanos	.298	23	89
1963	Al Kaline	.312	27	101					

Bold indicates led the American League

SHARE THE GAME WITH THE NEXT GENERATION GET INVOLVED AT PLAYBALL.org




PROUD PARTNERS



TIGERS IN HALL OF FAME





TY COBB

HT: 6-1 WT: 175 BT: L TH: R BORN: 12/18/1886 IN NARROWS, GA

CENTERFIELDER, 1905-26

Full Name: Tyrus Raymond Cobb


Elected to Hall of Fame: 1936

Nickname: "The Georgia Peach"

Died: 7/17/1961 in Atlanta, GA

Perhaps the greatest player in baseball history, there is little doubt that Ty Cobb, called a "Genius in Spikes," was the greatest competitor the game has ever seen.

- Received seven more votes than Babe Ruth when elected as one of the five original members of the Hall of Fame... garnered 98.2 percent of the vote, the highest percentage ever until Tom Seaver was elected with 98.8 percent in 1992.
- Owns the highest lifetime batting average (.367) in Major League history.
- His Major League record 4,191 career hits stood for almost 60 years, and single-season Major League record of 96 stolen bases in 1915 stood for nearly 50 years.
- Held the Major League record for career runs scored (2,245) for 75 years until Rickey Henderson surpassed the total during the 2001 season.
- Also ranks second all-time in triples (297) and fourth in doubles (724) and stolen bases (892)...his triples total is second only to Tigers teammate Sam Crawford.
- Batted .400-or-better three times (.420, 1911; .410, 1912; .401, 1922), tied for most in Major League history...one of just two players (Rogers Hornsby) who played their entire career after 1900 to accomplish the feat.
- Was the Chalmers Award winner (American League Most Valuable Player) in 1911 after batting a career-high .420.
- Won the league batting title in 12 out of 14 seasons from 1907-20.
- Drove in more than 100 runs seven times, mostly during the dead-ball era, and led the league in RBI in four of the five years from 1907-11.
- Captured the 1909 Triple Crown, pacing both Major Leagues in batting average (.377), home runs (9) and RBI (107), while leading the Tigers to the final of his three World Series appearances.
- Led the Tigers to consecutive American League pennants in 1907, 1908 and 1909.
- Following a 22-year career with the Tigers, including six seasons (1921-26) as player-manager, played his final two seasons as a member of the Philadelphia Athletics.
- Did not wear a uniform number, as they were not used by the Tigers until the 1930s.



MICKEY COCHRANE

HT: 5-10 WT: 180 BT: L TH: R BORN: 4/6/1903 IN BRIDGEWATER, MA

CATCHER, 1934-37

Full Name: Gordon Stanley Cochrane


Elected to Hall of Fame: 1947

Nickname: "Black Mike"

Died: 6/28/1962 in Lake Forest, IL

One of the finest backstops the game has ever produced, Mickey Cochrane took over a fifth-place Tigers club as player-manager in 1934, leading a turnaround that culminated with Detroit winning back-to-back American League pennants and its first World Series Championship in 1935.

- Named the 1934 American League Most Valuable Player, after leading the Tigers to their first AL pennant in 25 years.
- The following season, led the Tigers to their first-ever World Series title, scoring the winning run in the bottom of the ninth inning in Game Six to defeat the Chicago Cubs at Navin Field.
- Of that title-clinching game, Cochrane later said, "It was my greatest day in baseball."
- In May of 1937, after homering off the Yankees' Bump Hadley, Cochrane was beamed in the right temple by a Hadley fastball and remained unconscious for 10 days before finally regaining consciousness...although he continued as Tigers manager for part of the following season, he never played again.
- Known as one of the best batsmen ever to play catcher, posting a lifetime .320 batting average and hitting better than .300 in a season nine times during his career.
- Acquired by the Tigers from the Philadelphia Athletics following the 1933 season in exchange for Johnny Pasek and \$100,000...helped the 1929 A's, regarded as one of the greatest teams in baseball history, to the World Series title.
- Also named AL Most Valuable Player in 1928 with the Athletics...spent a total of nine seasons with the A's after coming up to the big leagues in 1925.
- Despite spending just four of his 13 Major League seasons in a Detroit uniform, Cochrane entered the Hall of Fame in 1947 as a Tiger.
- Wore uniform No. 3 while playing for Detroit.



SAM CRAWFORD

HT: 6-0 WT: 190 BT: L TH: L BORN: 4/18/1880 IN WAHOO, NE

RIGHTFIELDER, 1903-17

Full Name: Samuel Earl Crawford


Elected to Hall of Fame: 1957

Nickname: "Wahoo Sam"

Died: 6/15/1968 in Hollywood, CA

Although he spent most of his career in the shadows of the great Ty Cobb, his teammate in the Tigers outfield for 13 seasons, "Wahoo Sam" Crawford carved his niche in baseball history as its most prolific triples hitter ever.

- Led the league in three-baggers six times, once in the National League with Cincinnati and five times in the American League with Detroit...five times he hit more than 20 triples in a season, en route to his career record of 309.
- Is the all-time Major League leader in triples, legging out 309 during his career.
- A lifetime .309 hitter, Crawford was known as one of the hardest hitters of the dead-ball era.
- Led the American League in RBI three times, runs scored once and doubles once.
- Finished his career just 39 hits short of 3,000.
- Batted .314 and led the league with 104 RBI and a career-high 26 triples in 1914, finishing runner-up to Philadelphia's Eddie Collins for the Chalmers Award (American League Most Valuable Player).
- Helped the Tigers to consecutive American League pennants in 1907, 1908 and 1909.
- His nickname derived from his hometown of Wahoo, NE.
- Elected to the Hall of Fame by the Veterans Committee in 1957.



CHARLIE GEHRINGER

HT: 5-11 WT: 180 BT: L TH: R BORN: 5/11/1903 IN FOWLERVILLE, MI

SECOND BASEMAN, 1924-42

Full Name: Charles Leonard Gehringer


Elected to Hall of Fame: 1949

Nickname: "The Mechanical Man"

Died: 1/21/1993 in Bloomfield Hills, MI

Known for his quiet efficiency, Michigan native Charlie Gehringer was not only the best fielding second baseman of his time, but he also hit for power and average...Ty Cobb, who managed the Tigers during Gehringer's first three seasons, called him, aside from Eddie Collins, "the greatest second baseman (he) ever saw."

- Batted over .300 in 13-of-16 full seasons, had 200-or-more hits seven times and posted a lifetime batting average of .320.
- Named the American League Most Valuable Player in 1937 after hitting a career-high .371 to lead the league...finished runner-up to teammate Mickey Cochrane for the Most Valuable Player award in 1934.
- In 1929, led the American League in eight categories including hits, runs, doubles, triples, stolen bases, games, putouts and fielding percentage.
- Hit 15-or-more home runs in a season six times, and had 100-or-more RBI seven times.
- Drilled 60 doubles in 1936, a Tigers record for a lefthanded hitter.
- Batted .375 and handled 39 chances without an error in the 1935 World Series to help Detroit to the title.
- Member of the American League pennant-winning Tigers clubs in 1934 and 1940.
- Had his uniform No. 2 retired by the Tigers on June 12, 1983, the same day that Hank Greenberg's No. 5 was retired.
- Served as the Tigers general manager from 1951-53.



HANK GREENBERG

HT: 6-3 WT: 210 BT: R TH: R BORN: 1/1/1911 IN NEW YORK, NY

FIRST BASEMAN, 1930-46

Full Name: Henry Benjamin Greenberg

Elected to Hall of Fame: 1956

Nickname: "Hammerin' Hank"

Died: 9/4/1986 in Beverly Hills, CA

A fearsome run producer and home run hitter, "Hammerin' Hank" Greenberg made the most of a career interrupted by four years of military service during World War II, and another season lost to injury...captured two American League Most Valuable Player awards and a pair of World Series titles.

- Rapped a Tigers record 63 doubles, just four short of the Major League mark, in 1934 in his second full season in the Majors as the Tigers won their first pennant in 25 years.
- Unanimous selection as AL Most Valuable Player in 1935 after leading the league with 36 homers and 170 RBI as the Tigers won their first World Series title, defeating the Chicago Cubs.
- Suffered a broken wrist just 12 games into the 1936 season after beginning the campaign batting .348 with 16 RBI.
- Drove in a career-high 183 runs the next year, one short of Lou Gehrig's 1931 league record.
- In 1938, chased Babe Ruth's 11-year-old single-season home run record (60) before ending the year with a league-best 58 longballs.
- Won AL Most Valuable Player honors again in 1940, his last full season before entering the Army, as he batted a career best .340 and led the league with 50 doubles, 41 home runs and 150 RBI...carried Detroit to its sixth AL pennant.
- Returned from a four-year stint in the Army in July of 1945 and drilled a grand slam on the final day of the season to spur the Tigers back to the World Series...batted .304 with two home runs and seven RBI to lead Detroit past Chicago for its second World Series title.
- Drove in more than 100 runs a total of seven times in his career and hit better than .300 in each of his first seven full seasons, including high marks of .340 in 1940 and .337 in 1937.
- Posted a lifetime slugging percentage of .605, good for seventh-highest in Major League history.
- Completed his brilliant career with one final season in Pittsburgh after being sold by the Tigers to the Pirates on January 18, 1947.
- Had his uniform No. 5 retired by the Tigers on June 12, 1983, the same day that Charlie Gehringer's No. 2 was retired.



HARRY HEILMANN

HT: 6-1 WT: 195 BT: R TH: R BORN: 8/3/1894 IN SAN FRANCISCO, CA

RIGHTFIELDER, 1914-29

Full Name: Harry Edwin Heilmann


Elected to Hall of Fame: 1952

Nickname: "Slug"

Died: 7/9/1951 in Southfield, MI

Rated second only to Rogers Hornsby among righthanded hitters of his era, Harry Heilmann batted .390-or-better four times in his career, including .403 in 1923, to capture a quartet of batting titles.

- Bettered the .400 mark (.403) in 1923 to lead the league, collecting 211 hits and driving in 115 runs...in all, batted .340-or-better eight times.
- Led the American League with 237 hits in 1921 and hit .394 to win his first batting title...also won the league batting crown in 1923, 1925 and 1927.
- From 1921-29, drove in at least 100 runs in eight out of nine seasons...drilled at least 40 doubles in eight of his last 10 seasons as a player.
- In 1927, finished runner-up to the Yankees' Lou Gehrig in AL Most Valuable Player balloting, after hitting .398 and winning his final batting title.
- His 1921 total of 139 RBI would have led the league, but Babe Ruth drove in 171 runs that season...three times he ranked second in the AL in slugging percentage behind Ruth.
- Was sold to the Cincinnati Reds on October 14, 1929, where he played in 1930 and 1932...batted .333 in 1930 with 19 home runs, two off his career best, and 91 RBI.
- After his playing career, broadcasted Tigers games on the radio from 1934-51.
- Elected to the Hall of Fame posthumously by the Veterans Committee in 1952.



HUGHIE JENNINGS

HT: 5-8 WT: 165 BT: R TH: R BORN: 4/2/1869 IN PITTSBURGH, PA

SHORTSTOP/MANAGER, 1907-20

Full Name: Hugh Ambrose Jennings


Elected to Hall of Fame: 1945

Nickname: "Hustling Hughie"

Died: 2/1/1928 in Scranton, PA

Detroit's manager from 1907-1920, Jennings piloted teams which featured all-time greats Ty Cobb, Harry Heilmann and Sam Crawford, and he led the Tigers to three consecutive American League pennants from 1907-09.

- An outstanding shortstop in his playing days, had his best years with the National League's Baltimore Orioles between 1893 and 1899...drove in more than 100 runs three times, batted .398 in 1896 and led the league in fielding four times.
- With Detroit, served as player-manager from 1907-1918, although he only appeared in a handful of games and had just nine at-bats in those 12 years...became full-time manager for his final two seasons in a Tigers uniform.
- Although his Tigers won three straight league titles, they lost in the World Series each time, twice to the Cubs and once to the Pirates.
- Elected to the Hall of Fame posthumously by the Veterans Committee in 1945.



AL KALINE

HT: 6-2 WT: 180 BT: R TH: R BORN: 12/19/1934 IN BALTIMORE, MD

RIGHTFIELDER, 1953-74

Full Name: Albert William Kaline

Elected to Hall of Fame: 1980


Nickname: "Mr. Tiger"

If any player defined the Tigers during the last half-century it was Al Kaline, and in 1980, he became just the 10th player ever elected to the Hall of Fame in his first year of eligibility...at the time of his retirement, Kaline and Ty Cobb were the only Tigers ever to play 20-or-more seasons in a Detroit uniform.

- Runner-up for the American League Most Valuable Player award in 1955 and 1963, finishing second to Yankees catchers Yogi Berra and Elston Howard, respectively...both seasons, despite the vote of the baseball writers, *The Sporting News* chose Kaline as its Player of the Year.
- Won the league's batting crown in 1955 by batting .340 in just his second full season in the Majors...accomplished the feat at age 20, making him the youngest batting champion in AL history.
- Came back from a broken arm earlier in the season to bat .379 against the Cardinals in the 1968 World Series...had two home runs among his 11 hits in the series and drove in eight runs, furthering his reputation as a tremendous clutch performer.
- Selected to 18 All-Star Games over his career, including 15-of-16 between 1955 and 1967 (selected to two games each season, 1959-61)...selected to the All-Star squad in 1964 and 1967 but did not play due to injury.
- Hit .300-or-better and drilled 20-or-more home runs nine times, each during his career.
- An outstanding defensive player renowned for his powerful arm, he captured 10 Gold Gloves, enjoyed a streak of 242 straight errorless games and played in 16 All-Star games without committing a miscue.
- Spent the 1974 season as a full-time designated hitter and rapped his 3,000th career hit off the Orioles' Dave McNally that season, making him the first American Leaguer since Eddie Collins in 1925 to reach that milestone.
- Ended his career with 3,007 hits, breaking Al Simmons' 30-year-old American League record for hits by a righthanded batter.
- Also posted 399 career home runs while maintaining a .297 lifetime batting average.
- Had his No. 6 retired by the Tigers on August 17, 1980, making him the first Tigers player ever to have his number retired.
- Has spent every year since 1976 in the Tigers organization, first as a television color analyst (1976-2001) and more recently as a Special Assistant to the Executive Vice President of Baseball Operations and General Manager.

KALINE WINS BATTING TITLE AT AGE 20

In 1955, Hall-of-Famer Al Kaline had one of the best seasons of his career at the age of 20. That season, he became the youngest player ever to win the American League batting crown -- besting the immortal Ty Cobb by one day -- and took the title in the American League by 21 points with a career-best .340 batting average. In fact, his batting average led the entire Major Leagues, ending up two points better than Richie Ashburn of the Phillies, who won the National League crown. Kaline registered a career-high 200 hits, hit 27 home runs and drove in 102 runs that year. He wound up second in the American League Most Valuable Player balloting, finishing 17 points behind Yankees catcher Yogi Berra.



GEORGE KELL

HT: 5-9 WT: 175 BT: R TH: R BORN: 8/23/1922 IN SWIFTON, AR

THIRD BASEMAN, 1946-52


Full Name: George Clyde Kell

Elected to Hall of Fame: 1983

Died: 3/24/2009 in Swifton, AR

The American League's foremost third baseman in the 1940s and '50s, George Kell is one of just 17 third basemen enshrined in the National Baseball Hall of Fame.

- Won the 1949 American League batting crown with a .343 average, nosing out Boston's Ted Williams on the final day of the season.
- Selected to 10 All-Star Games, including eight straight between 1947 and 1954.
- Batted over .300 nine times and led the AL in hits in 1950 and 1951...also led the league in doubles both seasons.
- Was acquired by the Tigers on May 18, 1946, from the Philadelphia Athletics in exchange for outfielder Barney McCoskey.
- In seven seasons with the Tigers from 1946-52, he batted below .300 just once, in 1952, when he was traded to the Red Sox 39 games into the season.
- Known for sure hands and a strong, accurate arm, he led AL third basemen in fielding percentage seven times.
- Wore uniform No. 21 from 1946-50 and No. 7 in 1951-52 with the Tigers.
- Was included in an eight-player trade on June 3, 1952, in which he, Dizzy Trout, Hoot Evers and Johnny Lipon were sent from the Tigers to Boston in exchange for Johnny Pesky, Walt Dropo, Bill Wight, Fred Hatfield and Don Lenhardt.
- Also played for the White Sox and Orioles before retiring in 1957.
- Elected to the Hall of Fame by the Veterans Committee in 1983.
- Began broadcasting full-time after retiring as a player, and, except for 1964, called Tigers baseball every year from 1959-96...retired from broadcasting in January, 1997.



HEINIE MANUSH

HT: 6-1 WT: 200 BT: L TH: L BORN: 7/20/1901 IN TUSCUMBIA, AL

LEFTFIELDER, 1923-27


Full Name: Henry Emmett Manush

Elected to Hall of Fame: 1964

Died: 5/12/1971 in Sarasota, FL

A lifetime .330 hitter, outfielder Heinie Manush played for six teams over 17 seasons, but entered the Hall of Fame as a Detroit Tiger after playing his first five years with the club.

- Played his first three seasons in the big leagues for manager Ty Cobb and won his lone batting title in 1926 under Cobb's tutelage, batting .378...overtook Babe Ruth by going six-for-nine in a doubleheader on the last day of the season.
- In 1928, his first season with the St. Louis Browns, collected 241 hits, just 16 short of George Sisler's 1920 Major League record...again batted .378 but lost the batting title by a single point to Washington's Goose Goslin.
- Topped the 200-hit mark four times in his career...also posted 40-or-more doubles six times, leading the league in 1928 and 1929, and topped the American League with 17 triples in 1933.
- Finished as runner-up to Jimmie Foxx for the batting title in 1933 after hitting .336...was selected to his only All-Star game in 1934.
- In 7,654 career at-bats, fanned just 345 times (never more than 30 times in a season).
- Was traded from Detroit to the St. Louis Browns on Dec. 2, 1927, along with Lu Blue in exchange for Chick Galloway, Elam Vangilder and Harry Rice.
- Elected to the Hall of Fame by the Veterans Committee in 1964.



JACK MORRIS

HT: 6-3 WT: 195 BT: R TH: R BORN: 5/16/1955 IN ST. PAUL, MN

RIGHTHANDED PITCHER, 1977-90

Full Name: John Scott Morris

Elected to Hall of Fame: 2017

HALL OF FAME

One of seven players in Major League history to win a World Series with three different teams, Jack Morris was among the top pitchers in the Majors in the 1980s and into the early 1990s.

- Earned five All-Star selections during his career, was named the American League Babe Ruth Award winner in 1984 and 1991 and was selected the AL Pitcher of the Year by *The Sporting News* in 1981...finished in the top five in AL Cy Young Award voting four times.
- Spent 14 of his 18 Major League seasons in a Tigers uniform, pitching in 430 games, including 408 starts, and compiling a 198-150 record with a 3.73 ERA (3042.2IP/1262ER) and 1980 strikeouts...he ranks second in franchise history in games started, third in strikeouts, fourth in innings pitched, fifth in wins, eighth in complete games (154) and shutouts (24) and ninth in appearances.
- Helped the Tigers to the 1984 World Series championship, making three starts in the postseason and going 3-0, including two complete game victories in the Fall Classic.
- Following his 14 years in Detroit, he went to Minnesota, where he led the Twins to the 1991 World Series title...won MVP honors after tossing 10.0 shutout innings in Game 7 vs. Atlanta.
- Pitched for Toronto in 1992-93, winning World Series championships in both seasons.
- On August 12, 2018, he became the seventh Tigers player to have his uniform number retired by the club (No. 47).
- Elected to the Hall of Fame by the Modern Baseball Era Committee in 2017.




SPARKY'S LEGACY HONORED AT COOPERSTOWN

On July 23, 2000, former Tigers manager Sparky Anderson took his place amongst baseball's best as he was inducted into the National Baseball Hall of Fame in Cooperstown, NY. Anderson was voted in during his first year of eligibility for the honor.

Anderson completed his managerial career after the 1995 season with a Tigers-record 1,331 victories. His total record of 2,194-1,834, including nine seasons and two World Championships as manager of the Cincinnati Reds, was good enough for a .545 career winning percentage.

Only the fourth manager in baseball history to manage 4,000 games, Anderson is the only manager to hold the career victory record for two different franchises. Additionally, he was the first manager to lead teams from both leagues to a World Series title and to record 100 victories in one season in both leagues.

The Tigers retired Anderson's number 11 as part of a ceremony on June 26, 2011.



HAL NEWHOUSER

HT: 6-2 WT: 192 BT: L TH: L BORN: 5/20/1921 IN DETROIT, MI

LEFTHANDED PITCHER, 1939-53

Full Name: Harold Newhouser

Elected to Hall of Fame: 1992

Nickname: "Prince Hal"

Died: 11/10/1998 in Bloomfield Hills, MI

The only pitcher in Major League history to win back-to-back league Most Valuable Player awards, Hal Newhouser, Detroit born-and-raised, was one of the most dominant pitchers of the 1940s.

- Captured his first Most Valuable Player award in 1944 after leading the Majors with a 29-9 record and 187 strikeouts... his 29 victories tied George Mullin's 1909 club record.
- Named Most Valuable Player again the following season, becoming just the third American League pitcher to lead base in wins (25), ERA (1.81) and strikeouts (212) all in the same season...his 29 complete games, eight shutouts and 313.1 innings pitched also led the Majors.
- Spent 15 of his 17 big league seasons in a Tigers uniform and during that span was a seven-time All-Star, led the American League in victories four times, led the league in strikeouts and ERA twice each and hurled back-to-back 300-plus inning seasons in 1944 and 1945.
- From 1944-48, won 20-or-more games in four of the five years and rode his explosive fastball to a total of 118 wins, 107 complete games and 993 strikeouts...also allowed just 40 home runs and twice posted an ERA under 2.00 during that span.
- Retired in 1955 after two seasons as a reliever with Cleveland.
- On July 27, 1997, he became the fourth Tigers player to have his uniform number retired by the club (No. 16).
- Elected to the Hall of Fame by the Veterans Committee in 1992.

HARWELL ENshrINED IN COOPERSTOWN

Ernie Harwell retired as the Tigers play-by-play radio announcer following the 2002 season, his 55th season in Major League Baseball and his 42nd calling Tigers baseball.

He received the Ford C. Frick Award in 1981, presented by the Baseball Hall of Fame for broadcasting excellence. Harwell was the fifth recipient of the honor, becoming the first active broadcaster to be inducted into the Baseball Hall of Fame in Cooperstown.

Harwell was named the play-by-play broadcaster for the Brooklyn Dodgers in 1948, his first Major League appointment. After two seasons with the Dodgers, he moved on to play-by-play work for the Giants and Orioles before coming to Detroit in 1960. He was at the microphone for Bobby Thompson's historic playoff home run in 1951, marking the first coast-to-coast telecast of a major sporting event.

He served as the Tigers radio play-by-play voice from 1960-91, before broadcasting games for Tigers television from 1993-98. Harwell returned to the radio booth for the final season at Tiger Stadium in 1999.

STEARNES' STAR SHINES AT HALL OF FAME

Norman "Turkey" Stearnes, a standout slugger for the Detroit Stars of the Negro League, earned his spot in baseball history as he was inducted into the National Baseball Hall of Fame in 2000. Stearnes, a gifted outfielder and powerful hitter, played for the Stars from 1923-30 and in 1937, and he also played with several other Negro League teams. Legendary Negro League player Satchel Paige was quoted as saying that "Turkey Stearnes was one of the greatest hitters we ever had...he was as good as anybody who ever played baseball."

Following his successful career in baseball, Stearnes and his wife, Nettie, stayed in Detroit. Stearnes could almost always be found at Tigers home games before he passed away on September 7, 1979 at the age of 78. Nettie Stearnes and the Stearnes' family, friends and former teammates were tireless in their efforts to have Turkey's accomplishments rightfully recognized with the sport's highest honor. In 2000, Turkey Stearnes' legacy was finally given its due recognition with his induction into the Baseball Hall of Fame.



ALAN TRAMMELL

HT: 6-0 WT: 165 BT: R TH: R BORN: 2/21/1958 IN GARDEN GROVE, CA

SHORTSTOP, 1977-96

Full Name: Alan Stuart Trammell

Elected to Hall of Fame: 2017

Nickname: "Tram"

One of the best shortstops of his generation, Alan Trammell spent all 20 seasons of his Major League career in a Tigers uniform, joining Ty Cobb and Al Kaline as the only players in franchise history to spend the entirety of their 20-plus year career in the Olde English 'D'.

- Hit .300-or-better in seven seasons and finished his career with 2,365 hits, 412 doubles and a .285 career batting average.
- Earned six All-Star Game selections, four Gold Glove Awards at shortstop and three Silver Slugger Awards.
- Led the Tigers to the 1984 World Series Championship, earning Most Valuable Player honors after hitting .450 with two home runs and six RBI over the five-game series.
- Enjoyed the best season of his professional career in 1987, when he finished second in the voting for American League Most Valuable Player after posting career bests with a .343 batting average, 205 hits, 28 home runs and 105 RBI, while leading the Tigers to the AL East Division title.
- Became the 35th manager in Tigers history in October, 2002 and was the team's manager from 2003-05.
- On August 26, 2018, he became the eighth Tigers player to have his uniform number retired by the club (No. 3).
- Elected to the Hall of Fame by the Modern Baseball Era Committee in 2017.

OTHER EX-TIGERS IN THE NATIONAL BASEBALL HALL OF FAME

Player	Pos.	Year Elected	Years at Detroit	Playing Career
Sparky Anderson	Manager	2000	1979-95 (Mgr.)	1953-63
Earl Averill	CF	1975	1939-40	1929-41
Ed Barrow	Executive	1953	1903-04 (Mgr.)	—
Dan Brouthers	1B	1945	1886-88*	1879-04
Jim Bunning	RHP	1996	1955-63	1955-71
Larry Doby	OF	1998	1959	1947-59
Billy Evans	Umpire	1973	1947-51 (GM)	—
Rick Ferrell	C	1984	1950-92 (GM/Scout)	1929-47
Joe Gordon	2B	2009	1956 (Coach), 1960 (Mgr.)	1938-50
Goose Goslin	LF	1968	1934-37	1921-38
Ned Hanlon	Manager	1996	1881-88*	1880-92
Bucky Harris	Manager	1975	1929-33, 1955-56	1919-31
Whitey Herzog	Manager	2010	1963	1956-63
Waite Hoyt	RHP	1969	1930-31	1918-38
Eddie Mathews	3B	1978	1967-68	1952-68
Ivan "Pudge" Rodriguez	C	2017	2004-08	1991-2011
Al Simmons	LF	1953	1936	1924-44
Sam Thompson	RF	1974	1885-88*, 1906	1885-06

*Detroit in National League

TIGERS IN THE HALL OF FAME GAME

Date	Opponent	Tigers Score	Opponent Score	Attendance
July 10, 1944	New York Giants	Postponed	Rain	
June 13, 1946	New York Giants	9	13	0
TIGERS		5	10	1
(Attendance: 9,681)				
July 23, 1956	New York Giants	10	15	2
TIGERS		11	17	5
(Attendance: 8,500)				
July 22, 1968	Pittsburgh Pirates	1	7	1
TIGERS		10	13	5
(Attendance: 9,866)				
August 7, 1978	New York Mets	4	7	0
TIGERS		4	5	2
(Attendance: 9,980)				(6 inn.)
August 13, 1984	Atlanta Braves	7	10	3
TIGERS		5	9	0
(Attendance: 9,791)				
July 31, 1995	Chicago Cubs	6	8	0
TIGERS		8	15	2
(Attendance: 9,791)				
May 23, 2005	Boston Red Sox	4	9	1
TIGERS		6	11	0
(Attendance: 9,773)				



NATIONAL BASEBALL HALL OF FAME



NATIONAL BASEBALL HALL OF FAME AND MUSEUM

25 Main Street, Cooperstown, New York 13326

Phone: (607) 547-7200

Public Relations: (607) 547-0215

E-mail address: info@baseballhall.org

Website: baseballhall.org

Summer Hours: Memorial Day Weekend - Labor Day Weekend: 9 a.m. to 9 p.m.

Regular Hours: 9 a.m. to 5 p.m.

Holiday Closings: Thanksgiving Day, Christmas Day, and New Year's Day.

DIRECTORY: Jane Forbes Clark (Chairman), Joe Morgan (Vice Chairman), Jeff Idelson (President), Jeff Jones (Senior Vice President of Finance and Administration), Sean Gahagan (Vice President, Retail Merchandising & Licensing), Erik Strohl (Vice President, Exhibitions and Collections), Ken Meifert (Vice President, Sponsorship & Development)

RESEARCH AND LIBRARY CONTACTS: Jim Gates (Librarian)

PR CONTACTS: Jon Shestakofsky (Vice President, Communications & Education) and Craig Muder (Comm. Director)

HALL OF FAME WEEKEND 2019: July 19-22

Class of 2019: Harold Baines, Roy Halladay, Edgar Martinez, Mike Mussina, Mariano Rivera and Lee Smith

Awards: Sat. July 20, 4:30 p.m. ET Induction: Sun. July 21, 1:30 p.m. ET, Clark Sports Center

TIGERS IN THE HALL OF FAME

A total of 26 former Detroit Tigers players, managers and executives have earned enshrinement into the National Baseball Hall of Fame and Museum, including 2018 electees Jack Morris and Alan Trammell. Twelve of these 24 spent the majority of their careers in a Tigers uniform including: Sparky Anderson, Jim Bunning, Ty Cobb, Sam Crawford, Charlie Gehringer, Hank Greenberg, Harry Heilmann, Al Kaline, George Kell, Hal Newhouser, Morris and Trammell. For a complete list of Detroit Tigers in the Hall of Fame, visit www.baseballhall.org.

NOTABLE TIGERS ARTIFACTS IN COOPERSTOWN

- Pullover worn by former Tigers manager Jim Leyland March 22, 2017, during the World Baseball Classic finals.
- Jersey worn by Cy Young and MVP Award winner Justin Verlander during his 20th win of the season on August 27, 2011.
- Ball from Justin Verlander's second career no-hit game on May 7, 2011.
- Spikes worn by Armando Galarraga and the first base bag from his June 2, 2010 near-perfect game against the Indians.
- Helmet worn by Miguel Cabrera during the 2009 World Baseball Classic with Team Venezuela.
- Jersey worn by Curtis Granderson on Sept. 9, 2007, when he stole his 20th base of the season, making him the third player in history to hit at least 20 doubles, triples and home runs while also stealing 20 bases.
- Glove used by Placido Polanco record-setting 2007 season, in which he played 141 games at second without an error.
- Ball from Justin Verlander's no-hitter against the Milwaukee Brewers on June 12, 2007, the sixth no-hitter in Tigers' history and first at Comerica Park.
- Bat used by 2006 ALCS MVP Placido Polanco throughout the series.
- Bat used by Magglio Ordoñez to hit the game-winning, series-clinching, walk-off home run in Game Four of the 2006 ALCS.
- Second base from Alan Trammell and Lou Whitaker's final game together at Tiger Stadium in 1999.



Pullover worn by former Tigers manager Jim Leyland at the 2017 WBC.

A LOOK AHEAD TO 2020

Ballots for the 2020 Hall of Fame/BBWAA election will be distributed following the 2019 season with results from the voting scheduled to be announced in January 2020. A partial list of first-year candidates for election includes: Derek Jeter, Paul Konerko, Cliff Lee and Alfonso Soriano. Historical information on past BBWAA elections and the election process can be accessed at www.baseballhall.org or by contacting the Hall of Fame Communications department.


CONNECT TO COOPERSTOWN

- For up-to-the-minute news from Cooperstown, visit at www.baseballhall.org. Stay up-to-date on all the activity at the Hall of Fame's official site and through social networking on Facebook, Instagram, Twitter and YouTube.
- If you would like to receive interesting stories and timely news items direct from the Hall of Fame and get the inside track on the latest happenings in Cooperstown, sign up for *Inside Pitch*. There's no cost to receive our weekly electronic newsletter in your e-mail box at home or work and it's easy to enroll: Just log on to www.baseballhall.org/media/museum-facts.
- If you have an interest in receiving *Around The Horn*, the Hall's monthly media newsletter, please send an e-mail to info@baseballhall.org. Be sure to include your name, name of organization and e-mail address. Or visit www.baseballhall.org/media-info.

RESEARCH ASSISTANCE

The Hall of Fame is pleased to provide assistance in baseball research and members of the media are encouraged to utilize this valuable baseball resource whenever necessary by calling the Public Relations department at (607) 547-0215, or the Library Reference desk at (607) 547-0330.

AWARD WINNERS





TIGERS AWARD WINNERS

BASEBALL WRITERS ASSOCIATION OF AMERICA AWARDS

Chalmers Award <i>(AL MVP from 1911-14)</i> 1911 Ty Cobb OF AL Most Valuable Player 1934 Mickey Cochrane C 1935 Hank Greenberg 1B 1937 Charlie Gehringer 2B 1940 Hank Greenberg OF 1944 Hal Newhouser LHP	1945 Hal Newhouser LHP 1968 Denny McLain RHP 1984 Willie Hernandez LHP 2011 Justin Verlander RHP 2012 Miguel Cabrera 3B 2013 Miguel Cabrera 3B	AL Cy Young Award 1968 Denny McLain* RHP 1969 Denny McLain# RHP 1984 Willie Hernandez LHP 2011 Justin Verlander* RHP 2013 Max Scherzer RHP AL Rookie of the Year 1953 Harvey Kuenn SS 1976 Mark Fidrych RHP	1978 Lou Whitaker 2B 2006 Justin Verlander RHP 2016 Michael Fulmer RHP AL Manager of the Year 1984 Sparky Anderson 1987 Sparky Anderson 2006 Jim Leyland <i>*Unanimous Selection; #Tied</i>
---	---	---	---

THE SPORTING NEWS AWARDS

ML Player of the Year 1945 Hal Newhouser LHP 1968 Denny McLain RHP 2011 Justin Verlander RHP 2012 Miguel Cabrera 3B 2013 Miguel Cabrera 3B AL Most Valuable Player 1935 Hank Greenberg 1B 1937 Charlie Gehringer 2B 1940 Hank Greenberg OF 1945 Eddie Mayo 2B AL Player of the Year 1955 Al Kaline OF 1963 Al Kaline OF 1990 Cecil Fielder 1B AL Pitcher of the Year 1968 Denny McLain RHP 1969 Denny McLain RHP 1981 Jack Morris RHP 1984 Willie Hernandez LHP	2011 Justin Verlander RHP 2012 Justin Verlander RHP 2013 Max Scherzer RHP AL Fireman of the Year 1973 John Hiller LHP AL Rookie of the Year 2006 Justin Verlander RHP 2010 Austin Jackson OF 2016 Michael Fulmer RHP Rookie Pitcher of the Year 1976 Mark Fidrych RHP 1977 Dave Rozema RHP 1987 Mike Henneman RHP AL Manager of the Year 2006 Jim Leyland ML Manager of the Year 1950 Red Rolfe 1968 Mayo Smith	Executive of the Year 1940 Walter O. Briggs, Sr. 1968 James A. Campbell 2011 David Dombrowski Silver Slugger Award 1980 Lance Parrish C 1982 Lance Parrish C Lou Whitaker 2B 1983 Lance Parrish C Lou Whitaker 2B 1984 Lance Parrish C Lou Whitaker 2B 1985 Lou Whitaker 2B 1986 Lance Parrish C 1987 Matt Nokes C Lou Whitaker 2B Alan Trammell SS 1988 Alan Trammell SS 1990 Cecil Fielder 1B Alan Trammell SS	1991 Mickey Tettleton C Cecil Fielder 1B 1992 Mickey Tettleton C Travis Fryman SS 1998 Damian Easley 2B 1999 Dean Palmer 3B 2004 Ivan Rodriguez OF 2007 Magglio Ordoñez C Placido Polanco 2B 2010 Miguel Cabrera 1B 2011 Alex Avila C 2012 Miguel Cabrera 3B Prince Fielder 1B 2013 Miguel Cabrera 3B Torii Hunter OF 2014 Victor Martinez DH 2015 Miguel Cabrera 1B J.D. Martinez OF 2016 Miguel Cabrera 1B
--	---	---	--

RELIEF MAN AWARDS

Rolands AL Relief Man 2000 Todd Jones RHP	MLB Delivery Man 2011 Jose Valverde RHP
---	---

AMERICAN LEAGUE AWARDS

Outstanding Designated Hitter 1975 Willie Horton 1978 Rusty Staub 2014 Victor Martinez Player/Pitcher of the Month 1974 Al Kaline September 1976 Willie Horton April Ron LeFlore May Mark Fidrych June 1983 Lou Whitaker June Jack Morris August 1984 Jack Morris April Alan Trammell April Willie Hernandez June 1987 Doyle Alexander September Alan Trammell September 1990 Cecil Fielder August 1993 Bill Gullickson August 2000 Steve Sparks August 2004 Ivan Rodriguez June 2007 Magglio Ordoñez August 2008 Miguel Cabrera July 2009 Justin Verlander May 2011 Justin Verlander June Doug Fister September 2012 Miguel Cabrera August Justin Verlander September 2013 Miguel Cabrera May Miguel Cabrera August 2014 Victor Martinez August Miguel Cabrera September 2016 Jordan Zimmermann April Justin Verlander July Miguel Cabrera September	Rookie of the Month 2006 Justin Verlander May 2009 Rick Porcello May 2010 Austin Jackson April Brennan Boesch May Brennan Boesch June Player of the Week 1975 Willie Horton 8/3 1976 Willie Horton 4/25 Ron LeFlore 5/9 Ben Oglivie 6/6 1978 Jason Thompson 6/25 1979 Lance Parrish 5/29 1980 Alan Trammell 5/12 Tom Brookens 8/18 Steve Kemp 9/14 1981 Kirk Gibson 8/24 Kirk Gibson 9/28 1982 Larry Herndon 5/17 1983 Milt Wilcox 4/11 Lou Whitaker 6/6 1984 Jack Morris 4/2 Lance Parrish 6/18 1985 Darrell Evans 5/13 Kirk Gibson 6/3 Darrell Evans 9/16 1986 Kirk Gibson 4/7 Kirk Gibson 6/23 Jack Morris 7/7 Kirk Gibson 7/14 John Grubb 7/21 Jack Morris 9/22 1988 Pat Sheridan 6/27 Chet Lemon 9/26 1990 Cecil Fielder 5/7 Cecil Fielder 8/13	1991 Tony Phillips 5/26 Walt Terrell 8/25 1992 Rob Deer 9/21 1993 Travis Fryman 4/18 Cecil Fielder 6/20 Dan Gladden 8/15 1995 Kirk Gibson 5/28 1996 Tony Clark 9/29 1997 Tony Clark 4/20 Brian Hunter 7/6 1998 Damian Easley 5/24 Joe Randa 9/13 2000 Bobby Higginson 6/12 Tony Clark 6/19 Bobby Higginson 9/25 2001 Bobby Higginson 7/12 2002 Robert Fick 6/10 Randall Simon 7/22 2003 Dmitri Young 5/26 2004 Jason Johnson 7/5 Bobby Higginson 8/16 2005 Dmitri Young 4/4 2006 Chris Shelton 4/2 Justin Verlander 5/22 2007 Magglio Ordoñez 4/23 Gary Sheffield 6/4 Justin Verlander 6/11 Carlos Guillen 6/18 Curtis Granderson 7/9 2008 Miguel Cabrera 4/14 Magglio Ordoñez 5/19 Matt Joyce 7/7 Miguel Cabrera 7/21 2010 Miguel Cabrera 4/4 Armando Galarraga 5/31 Miguel Cabrera 7/5	2011 Justin Verlander 5/2 Victor Martinez 5/9 Justin Verlander 6/13 Austin Jackson 8/29 Justin Verlander 9/12 2012 Miguel Cabrera 4/4 Miguel Cabrera 9/10 Justin Verlander 9/24 Prince Fielder 4/8 Max Scherzer 6/17 Miguel Cabrera 8/5 Austin Jackson 8/5 2014 J.D. Martinez 6/22 Miguel Cabrera 9/7 2015 Miguel Cabrera 4/13 J.D. Martinez 7/6 2016 Victor Martinez 5/1 Miguel Cabrera 5/22 Cameron Maybin 5/22 Justin Upton 9/25 Miguel Cabrera 10/2 2017 J.D. Martinez 5/21 J.D. Martinez 7/16 2018 Nicholas Castellanos 8/19
--	---	---	--

TIGERS AWARD WINNERS



DETROIT TIGERS AWARDS

TIGER OF THE YEAR

(Selected by the Detroit chapter of the BBWAA)

1965	Don Wert	3B	1979	Steve Kemp	OF	1993	Tony Phillips	OF	2006	Carlos Guillen	SS
1966	Denny McLain	RHP	1980	Alan Trammell	SS	1994	Kirk Gibson	DH/OF	2007	Magglio Ordoñez	OF
1967	Bill Freehan	C	1981	Kirk Gibson	OF	1995	Travis Fryman	3B	2008	Miguel Cabrera	1B
1968	Denny McLain	RHP	1982	Lance Parrish	C	1996	Travis Fryman	3B/SS	2009	Justin Verlander	RHP
1969	Denny McLain	RHP	1983	Lou Whitaker	2B	1997	Tony Clark	1B	2010	Miguel Cabrera	1B
1970	Tom Timmerman	RHP	1984	Willie Hernandez	RHP		Bobby Higginson	OF	2011	Justin Verlander	RHP
1971	Mickey Lolich	LHP	1985	Darrell Evans	1B	1998	Damon Easley	2B	2012	Miguel Cabrera	3B
1972	Ed Brinkman	SS	1986	Jack Morris	RHP	1999	Dean Palmer	3B	2013	Miguel Cabrera	3B
1973	John Hiller	LHP	1987	Alan Trammell	SS	2000	Bobby Higginson	OF	2014	Victor Martinez	DH
1974	Al Kaline	DH	1988	Alan Trammell	SS	2001	Steve Sparks	RHP	2015	J.D. Martinez	OF
1975	Willie Horton	DH	1989	Lou Whitaker	2B	2002	Randall Simon	1B/DH	2016	Justin Verlander	RHP
1976	Mark Fidrych	RHP	1990	Cecil Fielder	1B	2003	Dmitri Young	OF/DH	2017	Justin Upton	OF
1977	Ron LeFlore	OF	1991	Cecil Fielder	1B	2004	Ivan Rodriguez	C	2018	Nicholas Castellanos	OF
1978	Ron LeFlore	OF	1992	Cecil Fielder	1B	2005	Placido Polanco	2B			

TIGER ROOKIE OF THE YEAR

(Selected by the Detroit Sports Media Association)

1969	Mike Kilkenny	LHP	1982	Glenn Wilson	OF	1995	Bobby Higginson	OF	2008	Armando Galarraga	RHP
1970	Elliott Maddox	3B/OF	1983	Dave Gumpert	RHP	1996	Tony Clark	1B	2009	Rick Porcello	RHP
1971	(No Award)		1984	Barbaro Garbey	1B	1997	Deivi Cruz	SS	2010	Austin Jackson	OF
1972	Chuck Seelbach	RHP	1985	Nelson Simmons	OF	1998	Matt Anderson	RHP	2011	Al Alburquerque	RHP
1973	Dick Sharon	OF	1986	Eric King	RHP	1999	Gabe Kapler	OF	2012	Quintin Berry	OF
1974	Ron LeFlore	OF	1987	Milt Nokes	C	2000	Jose Macias	2B/3B	2013	José Iglesias	SS
1975	Vern Ruhle	RHP	1988	Paul Gibson	LHP	2001	Victor Santos	RHP	2014	Nicholas Castellanos	3B
1976	Mark Fidrych	RHP	1989	Kevin Ritz	RHP	2002	Carlos Peña	1B	2015	James McCann	C
1977	Dave Rozema	RHP	1990	Travis Fryman	SS	2003	Craig Monroe	OF	2016	Michael Fulmer	RHP
1978	Lou Whitaker	2B	1991	Milt Cuyler	OF	2004	Nook Logan	OF	2017	Dixon Machado	INF
1979	Lynn Jones	OF	1992	Scott Livingstone	3B	2005	Curtis Granderson	OF	2018	Niko Goodrum	INF
1980	Rick Peters	OF	1993	Chris Gomez	SS	2006	Justin Verlander	RHP			
1981	(No Award)		1994	Chris Gomez	SS	2007	Ryan Raburn	OF			

KING TIGER

(Congeniality Award by Tigers Fan Clubs 1961-80, Currently selected by the Mayo Smith Society)

1961	Steve Boros	3B	1971	Fred Scherman	LHP	1981-2003	(No Award)	2012	Miguel Cabrera	3B	
1962	Mike Roarke	C	1972	Fred Scherman	LHP	2004	Carlos Guillen	SS	2013	Max Scherzer	RHP
1963	Bill Freehan	C	1973	John Hiller	RHP		Ivan Rodriguez	C	2014	Victor Martinez	DH
1964	Hank Aguirre	LHP	1974	Mickey Lolich	LHP	2005	Placido Polanco	2B	2015	J.D. Martinez	OF
1965	Don Wert	3B	1975	Bill Freehan	C	2006	Kenny Rogers	LHP	2016	Ian Kinsler	2B
1966	Dick McAuliffe	2B	1976	Mickey Stanley	OF	2007	Magglio Ordoñez	OF		Justin Verlander	RHP
1967	Bill Freehan	C	1977	Mickey Stanley	OF	2008	Miguel Cabrera	1B	2017	Nicholas Castellanos	OF
1968	Bill Freehan	C	1978	Lance Parrish	C	2009	Justin Verlander	RHP	2018	Nicholas Castellanos	OF
1969	Norm Cash	1B	1979	Steve Kemp	OF	2010	Miguel Cabrera	1B		Niko Goodrum	INF
1970	Al Kaline	OF	1980	Alan Trammell	SS	2011	Justin Verlander	RHP			

10TH MAN AWARD

(Selected by the Detroit Baseball Society)

2011	Don Kelly	INF/OF	2013	Don Kelly	INF/OF	2017	John Hicks	C/1B
2012	Quintin Berry	OF	2016	Andrew Romine	INF/OF	2018	Niko Goodrum	INF

OTHER AWARDS

RAWLINGS GOLD GLOVE AWARDS

1957	Al Kaline	OF	1966	Bill Freehan	C	1976	Aurelio Rodriguez	3B	1988	Gary Pettis	OF
1958	Frank Bolling	2B		Al Kaline	OF	1980	Alan Trammell	SS	1989	Gary Pettis	OF
	Al Kaline	OF	1967	Bill Freehan	C	1981	Alan Trammell	SS	2004	Ivan Rodriguez	C
1959	Al Kaline	OF		Al Kaline	OF	1983	Lance Parrish	C	2006	Ivan Rodriguez	C
1961	Al Kaline	OF	1968	Bill Freehan	C		Alan Trammell	SS		Kenny Rogers	P
	Frank Lary	P		Mickey Stanley	OF		Lou Whitaker	2B	2007	Placido Polanco	2B
1962	Al Kaline	OF	1969	Bill Freehan	C	1984	Lance Parrish	C		Ivan Rodriguez	C
1963	Al Kaline	OF		Mickey Stanley	OF		Lou Whitaker	2B	2009	Placido Polanco	2B
1964	Al Kaline	OF	1970	Mickey Stanley	OF		Alan Trammell	SS	2015	Yoanis Céspedes	LF
1965	Bill Freehan	C	1972	Ed Brinkman	SS	1985	Lance Parrish	C	2016	Ian Kinsler	2B
	Al Kaline	OF	1973	Mickey Stanley	OF		Lou Whitaker	2B			

Sport Magazine

World Series MVP

1968 Mickey Lolich LHP

1984 Alan Trammell SS

Babe Ruth Award

(World Series MVP)

1968 Mickey Lolich LHP

1984 Jack Morris RHP

AL Championship

Series MVP

1984 Kirk Gibson OF

2006 Placido Polanco 2B

2012 Delmon Young OF

AL Comeback

Player of the Year

1965 Norm Cash 1B

1971 Norm Cash 1B

1973 John Hiller LHP

1983 Alan Trammell SS

Hank Aaron Award

2012 Miguel Cabrera 3B

2013 Miguel Cabrera 3B

Roberto Clemente Award

1973 Al Kaline OF

Cronin Trophy

1974 Al Kaline DH

Gehrig Trophy

1970 Al Kaline OF

Hutch Award

1970 Al Kaline OF

1973 John Hiller LHP

BASEBALL AMERICA AWARDS

ML Rookie of the Year

2006 Justin Verlander RHP

ML Manager of the Year

2006 Jim Leyland

ML Executive of the Year

2006 David Dombrowski



TIGERS AWARD WINNERS

PLAYERS CHOICE AWARDS

AL Outstanding Pitcher	Player of the Year	AL Outstanding Rookie	Marvin Miller Man of Year
2011 Justin Verlander RHP	2011 Justin Verlander RHP	2006 Justin Verlander RHP	2009 Curtis Granderson OF
2013 Max Scherzer RHP	2012 Miguel Cabrera 3B	2010 Austin Jackson OF	2010 Brandon Inge 3B
AL Outstanding Player	2013 Miguel Cabrera 3B	2016 Michael Fulmer RHP	
2012 Miguel Cabrera 3B			
2013 Miguel Cabrera 3B			

TIGERS TOP 10 FINISHERS IN THE MOST VALUABLE PLAYER VOTING

1932 Charlie Gehringer t-9th	1945 Hal Newhouser 1st	1964 Bill Freehan t-7th	1992 Cecil Fielder 9th
1933 Charlie Gehringer 6th	Eddie Mayo 2nd	1965 Willie Horton 8th	2004 Ivan Rodriguez 10th
1934 Mickey Cochrane 1st	Paul Richards 10th	Don Wert t-10th	2006 Carlos Guillen 10th
Charlie Gehringer 2nd	1946 Hal Newhouser 2nd	1966 Al Kaline 7th	2007 Magglio Ordoñez 2nd
Schoolboy Rowe 4th	Hank Greenberg 8th	1967 Bill Freehan 3rd	Curtis Granderson 10th
Hank Greenberg 6th	1947 George Kell 5th	Al Kaline 5th	2009 Miguel Cabrera 4th
Marv Owen 9th	1948 Hal Newhouser 9th	1968 Denny McLain 1st	2010 Miguel Cabrera 2nd
1935 Hank Greenberg 1st	1949 George Kell 8th	Bill Freehan 2nd	2011 Justin Verlander 1st
Charlie Gehringer 6th	Vic Wertz 10th	Willie Horton 4th	Miguel Cabrera 5th
Mickey Cochrane 7th	1950 George Kell 4th	Dick McAuliffe 7th	2012 Miguel Cabrera 1st
1936 Charlie Gehringer 4th	Vic Wertz 10th	1969 Denny McLain 6th	Justin Verlander 8th
Tommy Bridges 9th	1954 Harvey Kuenn 8th	1971 Mickey Lolich 5th	Prince Fielder 9th
1937 Charlie Gehringer 1st	1955 Al Kaline 2nd	1972 Ed Brinkman 9th	2013 Miguel Cabrera 1st
Hank Greenberg 3rd	1956 Al Kaline 3rd	Mickey Lolich 10th	2014 Victor Martinez 2nd
1938 Hank Greenberg 3rd	Harvey Kuenn 4th	1973 John Hiller t-4th	Miguel Cabrera 9th
Charlie Gehringer 10th	1957 Jim Bunning 9th	1978 Rusty Staub 5th	2016 Miguel Cabrera t-9th
1940 Hank Greenberg 1st	Al Kaline 10th	1983 Lou Whitaker 8th	
Bobo Newsom 4th	1959 Al Kaline 6th	Lance Parrish 9th	
Schoolboy Rowe 7th	Harvey Kuenn 8th	1984 Willie Hernandez 1st	
Rudy York 8th	1961 Norm Cash 4th	Kirk Gibson 6th	
1943 Rudy York 3rd	Frank Lary 7th	Alan Trammell 9th	
Dick Wakefield 6th	Rocky Colavito 8th	1987 Alan Trammell 2nd	
1944 Hal Newhouser 1st	Al Kaline 9th	1988 Alan Trammell 7th	
Dizzy Trout 2nd	1962 Al Kaline 6th	1990 Cecil Fielder 2nd	
Dick Wakefield 5th	1963 Al Kaline 2nd	1991 Cecil Fielder 2nd	

TIGERS TOP 10 FINISHERS IN THE CY YOUNG AWARD VOTING

1961 Frank Lary 3rd	1979 Aurelio Lopez t-7th	1991 Bill Gullickson 8th	2013 Max Scherzer 1st
1968 Denny McLain 1st	1981 Jack Morris 3rd	2000 Todd Jones 5th	Anibal Sanchez 4th
1969 Denny McLain t-1st	1982 Dan Petry 9th	2006 Kenny Rogers t-5th	2014 Max Scherzer 5th
1971 Mickey Lolich 2nd	1983 Jack Morris 3rd	Justin Verlander 7th	David Price 6th
1972 Mickey Lolich 3rd	1984 Willie Hernandez 1st	2007 Justin Verlander t-5th	2016 Justin Verlander 2nd
1973 John Hiller 4th	Dan Petry 5th	2009 Justin Verlander 3rd	Michael Fulmer t-10th
1974 John Hiller 4th	1987 Jack Morris t-7th	2011 Justin Verlander 1st	
1976 Mark Fidrych 2nd	1986 Jack Morris 5th	Jose Valverde 5th	
1977 Dave Rozema 8th	1987 Jack Morris 9th	2012 Justin Verlander 2nd	

TIGERS TOP 10 FINISHERS IN THE ROOKIE OF THE YEAR VOTING

1949 Johnny Groth t-4th	1978 Lou Whitaker 1st	1994 Chris Gomez t-4th	2010 Austin Jackson 2nd
1953 Harvey Kuenn 1st	Alan Trammell t-4th	1996 Tony Clark 3rd	Brennan Boesch t-5th
1954 Al Kaline 3rd	1980 Ricky Peters 6th	1997 Deivi Cruz 4th	2013 José Iglesias 2nd
1961 Jake Wood 6th	1987 Matt Nokes 3rd	2004 Nate Robertson t-8th	2014 Nicholas Castellanos t-8th
1976 Mark Fidrych 1st	Mike Henneman t-6th	2006 Justin Verlander 1st	2016 Michael Fulmer 1st
1977 Dave Rozema 4th	1990 Travis Fryman 6th	2008 Armando Galarraga 5th	
	1991 Milt Cuyler 3rd	2009 Rick Porcello 3rd	

ROBERTO CLEMENTE AWARD

Since 1971, Major League Baseball has annually presented an award that recognizes a player who best exemplifies the game of baseball through sportsmanship, community involvement and positive contributions to his team.

In 1973, following the tragic death of Roberto Clemente, the award was named to honor the man whose spirit and goodwill will always be remembered. The 12-time All-Star and Hall of Famer was killed in a plane crash in 1972 delivering food and medical supplies to earthquake victims of Nicaragua. The award recognizes those individuals who truly understand the value of helping others.

A panel of baseball dignitaries annually selects the winner from a list of 30 candidates, one from each Major League Baseball club. These local winners are announced in September during Roberto Clemente Day. The winner of the national Roberto Clemente Award is announced during a pre-game ceremony at the World Series. Detroit's Al Kaline won the award in 1973 and other past winners include Curtis Granderson, Tony Gwynn, Willie Mays, Andrew McCutchen, Yadier Molina, Cal Ripken, Jr., Anthony Rizzo and Ozzie Smith

MEDIA INFORMATION





MEDIA INFORMATION AND GUIDELINES

CREENTIALS

Credentials will be issued only to legitimate news-gathering agencies.

- Season credentials will be issued only to those agencies that cover the Tigers on a regular basis...these credentials will be laminated with photos and must be worn in a visible manner at all times at Comerica Park.
- Those not qualifying for season credentials can be considered for daily access.
- All requests for credentials must be made online at credentials.mlb.com.
- Daily credentials must be requested at least 24 hours in advance of the game to be covered.
- Credentials will be issued to online services that meet all of the following criteria:
 - (1) Is part of a national news gathering agency.
 - (2) Reaches a broad audience.
 - (3) Produces original content.
 - (4) Has an established record of developing original content.
 - (5) Employs full-time journalists.
- The Ernie Harwell Media Center is for use by working media ONLY...credentials are not transferable.
- Credentialed media are prohibited from requesting autographs or photos with uniformed personnel on the field or in the clubhouse with any violation resulting in immediate revocation of the credential.
- Daily credentials will be available at the designated press lobby located on the corner of John R. and Montcalm street three-and-a-half hours before the scheduled first pitch.
- No credentials will be mailed.

MEDIA ENTRANCE

Media may enter Comerica Park through the media entrance, located at the corner of John R. and Montcalm street, across from the D Garage.

PARKING

A limited number of digital parking codes will be set aside for use by media on a daily basis. Please email the Tigers Media Relations office for more information.

ERNIE HARWELL MEDIA CENTER

The Ernie Harwell Media Center is located on the lower suite level behind home plate. Access to press areas is by ramp, media elevator and stairs (to the third-base side of home plate).

- No photography is permitted in the media center without prior approval from the Tigers Media Relations Department.
- When appropriate, seating charts will be posted, and some seats will be permanently reserved for the regular season. However, please contact a Tigers Media Relations representative for assistance with seating location.
- The media center includes a designated, partitioned area for broadcast media located on the first-base side of the media center.
- Game information will be available on the back counter of the media center approximately two hours before the game in limited quantities. All game-related documents can be accessed at mlbpressbox.com. Box scores, play-by-play sheets and post-game notes will be available on pressbox and emailed to credentialed media following the game.

CLUBHOUSES

Entrance to both clubhouses is on the Comerica Park service level, accessible by media elevator, ramp or stairs. The Tigers clubhouse is located behind third base, while the visitor's clubhouse is behind first base.

- Pre- and post-game access rules are those issued by Major League Baseball.
- All still photography is prohibited in the Tigers clubhouse without prior consent from the Tigers Media Relations Department.
- All video via mobile phone is prohibited in the Tigers clubhouse at all times. Please refer to Major League Baseball's regular season club/media regulations, section 14 for more information.
- Tweeting and texting are prohibited during the manager's office pre-game and post-game media availability. The manager will speak to the media in his office prior to the game and post-game.
- The manager will not address the media for pre-game media availability on a day game, following a night game.

PRE-GAME FIELD ACCESS

Only media with credentials permitting field access will be allowed on the Comerica Park playing field. All media must clear the field 30 minutes prior to first pitch. Media may only access the field through the home plate umpire tunnel.

TELEVISION COVERAGE

All local television stations are prohibited from shooting and distributing footage inside Comerica Park beginning 30 minutes prior to each contest and until all broadcast television rightsholders have signed off the air.

- Footage from Comerica Park property and the concourse area are permitted as long as the playing field does not appear in any way in the shot.
- Television cameras on and around field level are limited to natural light whenever players are on the field.
- All local television stations desiring to shoot inside Comerica Park must request to do so in advance through the Tigers Media Relations Department.

IN-GAME FIELD ACCESS/PHOTO WELLS

Only those with credentials expressly permitting in-game field access will be allowed in the photo wells. Two photo wells are located adjacent to each dugout, one on the infield side and one on the outfield side of each.

- In-game access is limited to still photographers and rightsholders broadcasting the game. Enter and exit the field via the home plate entrance only.
- All photographers must be inside the photo wells at all times.
- While the game is in progress, photographers on the field may only change location between innings. Those photographers on the field who change location at any other time without prior approval from the Tigers Media Relations Department are subject to immediate revocation of credentials.
- The installation and placement of parabolic microphones and remote equipment is limited to camera wells and must not interfere or block house video. All equipment must remain in the wells and not extend out toward the playing field.
- No ball — in play or dead — should be handled by anyone other than a ballboy/ballgirl.

MEDIA HOSPITALITY

Media hospitality is in the dining room, located in the back of the Ernie Harwell Media Center. There is a charge per meal.

- Open for meal service to accredited media members two hours before first pitch.

MEDIA GUIDES

Tigers media guides are available in the Ernie Harwell Media Center from Tigers Media Relations personnel, while all Major League Baseball publications and media guides of the other 29 teams are available on mlbpressbox.com to accredited media.



CREDENCIALES

Credenciales solo serán distribuidos a agencias validas de noticias.

- Credenciales de temporada solo serán distribuidos a agencias que cubren los Tigres regularmente...credenciales serán laminados con fotos y siempre deben ser visibles.
- Los que no califican para credenciales de temporada serán considerados para acceso al diario.
- Todas solicitudes para credenciales deben ser hechas a través de la internet en el sitio credentials.mlb.com.
- Credenciales diarios deben ser solicitados por lo menos 24 horas adelante del juego que será cubierto.
- Credenciales serán distribuidos a servicios de internet que cumplen con el criterio que sigue:
 - (1) Es parte de agencia nacional de noticias.
 - (2) Llega a audiencia amplia.
 - (3) Produce contenido original.
 - (4) Tiene un record establecido de desarrollar contenido original.
 - (5) Emplea periodistas de jornada completa.
- El Ernie Harwell Media Center SOLAMENTE debe ser usado para prensa trabajando...credenciales no son transferibles.
- Autógrafos en el terreno de juego o en el clubhouse son prohibidos para prensa autorizada con violaciones resultando en revocación inmediata de credenciales.
- Credenciales diarios serán disponibles en designada puerta de prensa localizada en Montcalm Avenue tres horas y media antes del primer lanzamiento.
- Credenciales no serán enviados por correo.

ENTRADA DE PRENSA

Prensa debe entrar Comerica Park a través de vestíbulo administrativo principal localizado en Montcalm Avenue.

ESTACIONAMIENTO

Un número limitado de espacios de estacionamiento serán disponibles para la prensa al diario. Por favor contacten la oficina de Relaciones de Prensa de los Tigres para más información.

ERNIE HARWELL MEDIA CENTER

El Ernie Harwell Media Center está localizado en el nivel bajo de suites detrás de home plate. Acceso a áreas de prensa son a través de rampa, elevador de prensa y escaleras (al lado tercera base).

- Fotografías no son permitidas en el Media Center sin aprobación del Departamento de Relaciones de Prensa de los Tigres.
- Planes de asientos serán disponibles cuando apropiado. Algunos asientos estarán reservados toda la temporada. Por favor contacte representativo del departamento para asistencia con locación de asientos.
- El centro de prensa incluye área designada para prensa electrónica localizada en lado de primera base del centro de prensa.
- Paquetes de información de juego serán disponibles en mostrador en área trasera del cuarto principal de prensa dos horas antes del juego. Estadísticas y notas del juego serán distribuidas en centro de prensa 15 minutos después del juego.

CLUBHOUSES

Entradas para ambos clubhouses están localizadas en el nivel de servicio de Comerica Park, accesible por elevador de prensa, rampa o escaleras. El clubhouse de los Tigres está localizado detrás de tercera base, mientras el clubhouse de visitantes está localizado detrás de primera base.

- Reglas antes y después de juegos son las reglas presentadas por Major League Baseball.
- Fotografías son prohibidas antes y después del juego en clubhouse de los Tigres.
- Todo video a través de teléfonos móviles es prohibido en el clubhouse de los Tigres sin excepción. Por favor referencie a sección 14 en las reglas de la temporada regular de club/prensa de Major League Baseball para más información.
- El uso de Twitter y envío de un texto de teléfono es prohibido durante sesión de prensa del manager en su oficina. El manager hablará con la prensa en su oficina antes del juego y en cuarto de prensa (localizado en cuarto dos de entrevistas en nivel de servicio) después del juego.

ACCESO AL TERRENO DE JUEGO

Solamente prensa autorizada es permitida entrar al terreno de juego en Comerica Park antes del juego. Toda prensa debe despejar el terreno de juego 30 minutos antes del primer lanzamiento.

COBERTURA DE TELEVISIÓN

Todas estaciones televisoras locales son prohibidas en filmar y distribuir contenido dentro de Comerica Park comenzando 30 minutos antes del juego y hasta que los dueños de derechos ya no estén al aire.

- Se puede filmar dentro de la propiedad de Comerica Park solamente si el terreno de juego no sale en lo que sea filmado.
- Cámaras de televisión en el terreno de juego y alrededor son limitadas a luz natural cuando jugadores están en el terreno de juego.
- Todas estaciones de televisión que gustarían filmar dentro de Comerica Park deben solicitar permiso adelante de tiempo con el Departamento de Relaciones de Prensa de los Tigres.

ACCESO AL TERRENO DE JUEGO/POZOS DE FOTOS

Solo prensa con credenciales de foto será permitida acceso al terreno de juego durante el juego y permitida a pozos de fotos. Dos pozos de fotos están localizados junto a cada dugout, uno al lado del cuadro de juego y el otro en el área del jardín de cada uno.

- Acceso durante el juego es limitado a fotógrafos y dueños de derechos del juego. Se puede entrar y salir del juego solamente en la entrada de home plate.
- Todos fotógrafos deben estar dentro de pozos de fotos siempre.
- Durante progreso del juego, fotógrafos solamente pueden cambiar locaciones entre entradas. Fotógrafos que cambien locación en cualquier otro momento son sujetos a inmediata revocación de credenciales por el Departamento de Relaciones de la Prensa de los Tigres.
- La instalación de micrófonos y equipamiento extra es limitado a áreas designadas de fotografía y no deben interferir o bloquear velo de la casa. Todo equipamiento debe quedarse en posos de fotos y no deben salir al terreno de juego.
- Pelotas de juego deben ser manejadas solamente por el ballgirl/la ballgirl.

HOSPITALIDAD DE PRENSA

Hospitalidad de prensa está localizada en salón comedor, en área trasero del Ernie Harwell Media Center. Se cobra por la comida

- El servicio de comida está abierto a prensa autorizada dos horas antes del primer lanzamiento.

GUÍAS DE PRENSA

Guías de prensa de los Tigres están disponibles en el Ernie Harwell Media Center y son disponibles a través de un miembro del departamento. Guías de prensa de los 29 otros equipos de Major League Baseball son disponibles en mlbpressbox.com a prensa autorizada.



MEDIA RELATIONS & BROADCAST STAFF

RON COLANGELO
VICE PRESIDENT, COMMUNICATIONS
313-471-2024
ron.colangelo@tigers.com

CHAD CRUNK
DIRECTOR, MEDIA RELATIONS
313-471-2092
chad.crunk@tigers.com

MICHELE WYSOCKI
COORDINATOR, MEDIA RELATIONS
313-471-2114
michele.wysocki@tigers.com

BEN FIDELMAN
COORDINATOR, MEDIA RELATIONS
313-471-2227
ben.fidelman@tigers.com

STAN FRACKER
DIRECTOR, BROADCASTING &
IN-GAME ENTERTAINMENT
313-471-2442
stan.fracker@tigers.com

MARK CUNNINGHAM
TEAM PHOTOGRAPHER
248-214-8185
spider1962@comcast.net



@DetroitTigersPR

*Media members are encouraged to follow the Detroit Tigers Media Relations staff on Twitter for statistical information and the latest team announcements.

DETROIT SPORTS MEDIA

ACTIVE MEMBERS

FOX Sports Detroit: George Blaha, Ken Daniels, Dan Dickerson, Trevor Thompson; **WDIV-TV:** Bernie Smilovitz, Jamie Edmonds; **WJBK-TV:** Dan Miller, Sky Kerstein, Bob Wojnowski; **Comcast:** Nolan Emlaw, Vicki Foley, John Thiede; **Big Ten Network & FOX Soccer:** Josh Hakala; **Farmington TV-10:** Don Carter, Rich Kincaide; **Omni TV:** Dan York; **LCPS TV:** Steve Miller; **Schoolcraft TV:** Samuel Gooden; **Glory Days TV:** Kurt David; **WXYZ-FM/AM & WWJ-AM:** George Blaha, Jim Brandstatter, Mark Champion, Dan Dickerson, Ken Kal; **WJR-AM:** Frank Beckmann, George Blaha, Gus Ganakas, Wendy Hart, Dan Miller, Will Tieman; **WDFN-AM:** Neal Ruhl; **WDTK-AM & FM:** Ron Cameron, Jeremy Otto; **WTKA-AM:** Al Fellhauer; **WSDS-AM:** Alex Resendez; **WMIC-AM & FM & WTGV-AM:** George Benko, Robert Benko; **WSDP-FM:** Bill Keith; **WPHS-FM:** Jeremy Olstyn; **Michigan Talk Radio:** Rich Kincaide; **Spartan Sports Network:** George Blaha, Gus Ganakas, Wendy Hart, Will Tieman; **Central Michigan University Radio:** Shawn Bedard, Eric Vandefifer; **Student Broadcast Foundation Radio/Internet:** Thom Lengyel, Jeremy Otto; **MHSAA Radio/TV/Internet:** John Johnson, **Cedar Springs Broadcasting:** Justin Harnden; **MDM-TV.com:** James Kitts, Molly Dunton, Chase Hobson, Daniel Sackrider, David Sackrider, Tom Skinner; **Joe Wade; WDBC-Dragon Broadcasting:** Roger Smith; **Detnews.com:** Bob Wojnowski; **Freep.com:** Anthony Fenech, Helene St. James; **DetroitSportsMedia.com:** Roger Castillo, David Donoher, Candice Ebling, Bill Eisner, Joey Ellis, Blair Glover, Dan Grashuck, Brandon Hill, Jonathan Knight, Scott Morganroth, Jason Ross Jr., Ben Szilag, John Thiede, Mike Whitaker; **Others:** Mike Alberts, Ron Angel, Bill Axtell, Kyle Bauer, Bryan Bender, Joe Burns, Merrill Cain, Andrew Chmura, Richard Curbelo, Zachary Damon, Dennis Davidson, Jeffrey Decker, Robert Dempster, Martin Dobek, Robert Dorogi, George Eichorn, Martin Eichorn, Bill Eisner, Mark Edwards, Rich Eldridge, Ben Eriksson, Grant Froling, Bill Fundaro, Frank Garza, Jerry Green, Steve Hagar, Luke Hammett, Dick Kernan, Ken Kolb, Pete Krupsky, Charlie Lemmex, Mark Lewkowicz, Laura Loviska, Scott MacDonald, Steven MacDonald, Tom Mazawey, Andrew McLemore, Dominic Menzo, MelindaAnn O'Neill, Larry Paladino, Gus Pantelides, Steve Purdy, Brian Riederer, James Rein, Tom Ryan, Griffin Schroeder, Neal Searle, Peter Spivak, Steve Stuckey, Drew Tonti, Art Vuolo, Alan Watson, Scott Wilson, Jon Yinger, Eli Zaret, Christopher Zitny.

2019 DSM OFFICERS

President – Trevor Thompson; **Vice President** – Jim Rein; **Secretary** – Sherrie Handrinos; **Treasurer** – Bill Wischman; **Sergeant-at-Arms/Marketing Director** – Bill Harrington; **Immediate Past President** – Vicki Foley; **Executive Director** – George Eichorn.



TIGERS RADIO

Years	Broadcasters	Local Station(s)
1927-1942*	Ty Tyson	WWJ-AM
1934-42*	Harry Heilmann	WXYZ-AM
1943-48	Harry Heilmann	WXYZ-AM
1949	Harry Heilmann and Van Patrick	WXYZ-AM
1950	Harry Heilmann	WXYZ-AM/WJBK-AM
1951	Ty Tyson and Paul Williams	WXYZ-AM/WJBK-AM
1952	Van Patrick	WKMH-AM/WJBK-AM
1953#	Van Patrick and Dizzy Trout	WKMH-AM/WJBK-AM
1954-55#	Van Patrick and Dizzy Trout	WKMH-AM
1956-58#	Van Patrick and Mel Ott	WKMH-AM
1959#	Van Patrick and George Kell	WKMH-AM
1960-63	George Kell and Ernie Harwell+	WKMH-AM/WJR-AM/WWJ-AM
1964	Ernie Harwell and Bob Scheffing+	WJR-AM
1965-66	Ernie Harwell and Gene Osborne	WJR-AM
1967-72	Ernie Harwell and Ray Lane	WJR-AM
1973-91	Ernie Harwell and Paul Carey	WJR-AM
1992	Rick Rizzs and Bob Rathbun	WJR-AM
1993	Ernie Harwell, Rick Rizzs and Bob Rathbun	WJR-AM
1994	Rick Rizzs and Bob Rathbun	WJR-AM
1995-98	Frank Beckmann and Lary Sorensen	WJR-AM
1998	Frank Beckmann and Jim Price	WJR-AM
1999	Ernie Harwell and Jim Price	WJR-AM
2000	Ernie Harwell, Jim Price and Dan Dickerson	WJR-AM
2001-02	Ernie Harwell, Jim Price and Dan Dickerson	WXYZ-AM
2003-2006	Jim Price and Dan Dickerson	WXYZ-AM
2007-	Jim Price and Dan Dickerson	WXYZ-AM/FM^

TIGERS OVER-THE-AIR TELEVISION

Years	Broadcasters	Local Station(s)
1947-52	Ty Tyson, Harry Heilmann and Paul Williams	WWDT-TV (renamed WWJ)
1953-55	Van Patrick and Dizzy Trout#	WJBK-TV
1956-58	Van Patrick and Mel Ott#	WJBK-TV
1959	Van Patrick and George Kell#	WJBK-TV
1960-63	George Kell and Ernie Harwell+	WJBK-TV
1964	Ernie Harwell and Bob Scheffing+	WJBK-TV
1965-66	George Kell and Ray Lane	WJBK-TV
1967-74	George Kell and Larry Osterman	WJBK-TV
1975	George Kell, Larry Osterman and Don Kremer	WWJ-TV
1976	George Kell, Larry Osterman, Don Kremer and Al Kaline	WWJ-TV
1977	George Kell, Larry Osterman, Al Kaline and Joe Pellegrino	WWJ-TV
1978	George Kell, Al Kaline, Joe Pellegrino and Mike Barry	WWJ-TV
1979	George Kell, Al Kaline and Mike Barry	WDIV-TV
1980-94	George Kell and Al Kaline	WDIV-TV
1995-96	George Kell, Al Kaline and Jim Price	WKBD-TV
1997	Ernie Harwell, Al Kaline and Jim Price	WKBD-TV
1998	Ernie Harwell and Al Kaline	WKBD-TV
1999-2001	Frank Beckmann and Al Kaline	WKBD-TV
2002	Frank Beckmann and Lance Parrish	WKBD-TV
2003	Frank Beckmann and Jack Morris	WKBD-TV
2004	Frank Beckmann and Dan Petry	WKBD-TV
2006	Mario Impemba and Rod Allen	WMYD-TV
2007	Mario Impemba and Rod Allen	WJBK-TV

TIGERS CABLE TELEVISION

Years	Broadcasters	Cable Station
1981-83	Larry Adderly, Hank Aguirre and Norm Cash	ON-TV
1984	Larry Osterman and Bill Freehan	PASS
1985	Larry Osterman, Bill Freehan and Jim Northrup	PASS
1986-92	Larry Osterman and Jim Northrup	PASS
1993	Jim Northrup and Jim Price	PASS
1994	Ernie Harwell, Jim Northrup and Jim Price	PASS
1995-97	Ernie Harwell, Fred McLeod and Jim Price	PASS
1998-2001	Josh Lewin and Kirk Gibson	FOX Sports Detroit
2002	Mario Impemba and Kirk Gibson	FOX Sports Detroit
2003-14	Mario Impemba and Rod Allen	FOX Sports Detroit
2015	Mario Impemba, Rod Allen, Kirk Gibson and Jack Morris	FOX Sports Detroit
2016-2018	Mario Impemba, Rod Allen and Kirk Gibson	FOX Sports Detroit
2019-	Matt Shepard, Kirk Gibson and Jack Morris	FOX Sports Detroit

*Home games only; no Sunday games (1930-32), no Saturday or Sunday games (1933)

#Simulcast on radio and television

+Split time between radio and television

%All games on WKMH; day games on WWJ, night games on WJR

^Simulcast on both WXYT-AM and WXYT-FM



TIGERS BROADCASTERS



DAN DICKERSON

Veteran Michigan sports announcer Dan Dickerson returns for his 20th season in the booth and his 17th season as the lead play-by-play voice of the Tigers. Dan made his Tigers debut in 2000, working alongside Hall of Fame broadcaster, Ernie Harwell.

- Dickerson does play-by-play for FOX Sports Detroit in the offseason, covering the MHSAA High School Football Championships and Big Ten Hockey.
- Dan also teaches a short course on play-by-play at Michigan State University each winter. Dan's wife, Lori Anne, is a Journalism Professor at MSU.
- Dan is co-host, along with Pat Caputo, of "Tiger Talk," a weekly offseason talk show on WXYT that focuses on Tigers news and baseball hot stove topics.
- Dickerson previously worked five years with former Tigers flagship radio station WJR, where he did a little bit of everything: play-by-play for University of Michigan football and basketball, sideline reporter for UM football, sports reporter, and co-host of "Sportswrap," with the talented Steve Courtney.

- Spent six-and-a-half years with Detroit's WWJ-AM from 1988-95, hosting a post-game call-in show following Detroit Lions broadcasts and serving as a sideline reporter for University of Michigan football...also anchored WWJ's news and sports on the weekends and served as a general assignment news reporter.
- Dan began his sports broadcasting career at WCUI Radio in Grand Rapids, MI, working at the station from 1982-88 in both news and sports.
- Started in radio in 1980 with WMAX radio in Grand Rapids, covering general assignment news and anchoring afternoon newscasts.
- Named the 2016 Ernie Harwell Lifetime Achievement Award winner by Detroit Sports Media.
- Won the 2008 Ty Tyson Excellence in Sports Broadcasting Award, named after the Tigers pioneer broadcaster, Ty Tyson, and is awarded annually by Detroit Sports Media.
- Named Michigan Sportscaster of the Year in 2005, 2006 and 2014 by the National Sportscasters and Sportswriters Association.
- Earned his Bachelor of Arts degree from Ohio Wesleyan University in 1980.
- Resides in Clarkston, MI with wife, Lori, and children, Rachel and Justin.
- Dickerson is available on Twitter @Dan_Dickerson.



JIM PRICE

A member of the Tigers 1968 World Series Champions, Jim Price begins his 27th season overall on Tigers broadcasts and his 21st full season on the Tigers Radio Network.

- Originally joined Frank Beckmann on the Tigers radio broadcasts in June, 1998...had spent the first part of that season as a feature reporter on FOX Sports Net's pre-game and "Tigers Weekly" programs.
- Began his Tigers broadcasting career on PASS cable telecasts in 1993, serving as play-by-play announcer...broadcast Tigers games on cable for five seasons.
- Was also the third man in the booth during the Tigers over-the-air broadcasts on WKBD-TV from 1995-97...filled in for a handful of games as play-by-play announcer in 1997.
- Other broadcast credits include work as play-by-play man on Chicago White Sox cable telecasts, color commentary for ESPN college baseball and anchoring weekend sports on Detroit's WJBK-TV.
- Assisted in the Tigers front office efforts, focusing on baseball participation camps...joined the organization in 1992 as the Director of Community Relations.

- Played five Major League seasons, all with the Tigers...played 64 games, 42 of them at catcher, for the 1968 team that defeated St. Louis in the Fall Classic.
- Had his contract purchased by the Tigers in April of 1967 after seven Minor League seasons with the Pirates.
- Named Minor League Player of the Year in 1963 while with the Pittsburgh Pirates organization.
- A native of Harrisburg, PA, he was a three-sport star at Hershey (PA) High School...refused a number of college football scholarship offers to sign with the Pittsburgh Pirates in 1960.
- Inducted into the Kinston (NC) Baseball Hall of Fame in 1995, the Hershey High School Hall of Fame in 2006 and the Central Pennsylvania Hall of Fame in 2008.
- He and his wife, Lisa, founded a not-for-profit foundation called JACK'S PLACE For Autism in October of 2002 to benefit children with autism...the foundation, named after their son who was diagnosed with autism, works to provide services for individuals and families affected by the neurological disorder.
- Because of the tremendous community and corporate support, the foundation's five-year plan was reached in a little over a year...JACK'S PLACE For Autism partnered with Oakland University in Rochester, MI from 2004-08... JACK'S PLACE began to deliver programming and services to individuals and families living with Autism Spectrum Disorder, including soccer, basketball, swimming, baseball, arts and theater...programs also included family counseling, sibling groups, social skills groups, seminars and training sessions for parents, caregivers, physicians, teachers and counselors...To date over 11,000 children and adults throughout the State of Michigan have participated in JACK'S PLACE programs now delivered from Southfield, MI, and with many partners including The YMCA, Indian Trails Camp, Easter Seals and Center for Exceptional Families, ARC of Macomb to name just a few. JACK'S PLACE continues to develop a facility that will house "Quality of Life" programming and a long-term living environment, the first of its kind in the country...the Detroit Tigers in partnership with JACK'S PLACE host one of the longest running Autism Awareness Days in MLB. The Prices have also been honored to be the recipients of the Alvin Foon Humanitarian Award presented by the Michigan Jewish Sports Foundation and Spirit of St. Nicholas Award presented by the St. Nicholas Institute.



MATT SHEPARD

A Michigan native in his first year as the Tigers play-by-play announcer with FOX Sports Detroit, Shepard has served as a play-by-play announcer, host and reporter, covering professional and college teams for FOX Sports Detroit.

- Shepard served as the play-by-play announcer in 25 Tigers games during the 2018 season.
- Has occasionally filled in as play-by-play announcer for the Detroit Pistons, Detroit Red Wings, NFL Europe Arena Football League, CCHA Hockey, "Cold War" and "Big Chill" Outdoor games, MHSAA Football and Basketball Championships on FOX Sports Detroit.
- Hosted Detroit Lions Game Plan along with Detroit Tigers, Red Wings and Pistons pre and postgame shows on FOX Sports Detroit.
- Reporter during game coverage of the Detroit Tigers, Red Wings and Pistons on FOX Sports Detroit. Also provided reports for Wingspan, Tigers Weekly and Football Week in Michigan coverage.
- Shepard has called preseason play-by-play for Detroit Lions games on FOX, CBS TV and ABC since 2008.

- A multi-E Emmy nominee for various individual topics and programs.
- Called the action for Big Ten baseball, football and hockey across the Big Ten for the Big Ten Network (2007-2017) and CBS College Sports Network (2009-2011).
- Recognized as the play-by-play voice for the University of Michigan basketball since 2003 and Eastern Michigan University football games since 2000.
- In 2017, he served as a morning drive radio show host on Michigan Media Network, reaching eight different markets and 17 cities.
- From 2001-2017, Shepard hosted a Morning Drive Show on WDFN Radio.
- Handled play-by-play duties for Palace Sports & Entertainment for the WNBA Detroit Shock and IHL Detroit Vipers (1999-2002).
- Play-by-Play announcer and reporter for WWJ Radio for Detroit Pistons and University of Michigan basketball
- Named MSBA Michigan Sportscaster of the Year in back-to-back years (2015, 2016).
- Honored with the prestigious Ty Tyson Award for Excellence in Sports Broadcasting presented by Detroit Sports Media in 2018.
- Earned a bachelor's degree in Journalism from Central Michigan University.
- Born in Farmington Hills, he graduated from North Farmington High School in 1983 where he played football and baseball.
- Shepard and his wife, Lisa, have four children – Chad, Sean, Scott and Rachel.
- Shepard is available on Twitter @ShepMatt.




KIRK GIBSON

Former Tigers right fielder Kirk Gibson returns to television for his ninth season to serve as an analyst for FOX Sports Detroit's coverage of the Tigers. Previously, he served as a color analyst on FSN Detroit from 1998-2002.

- Was originally drafted in the first round (12th overall) of the 1978 draft by the Tigers...also selected in the seventh round of the NFL draft by the St. Louis Cardinals in the same year.
- Played 17 seasons in the Major Leagues with the Tigers (1979-87, 1993-95), Los Angeles (NL) (1988-90), Kansas City Royals (1991) and Pittsburgh Pirates (1992)...batted .268/.352/.463 with 260 doubles, 255 home runs and 870 RBI in 1,635 games during his Major League career.
- Was a member of the Tigers 1984 World Championship team and was named the ALCS MVP, hitting .417 with one home run and two RBI...also was a member of the Los Angeles (NL) 1988 World Championship Team.

- Began his coaching career as a bench coach for the Tigers from 2003-2005 under then-manager Alan Trammell.
- Served as the Diamondbacks bench coach from 2007 until assuming the interim manager title on July 1, 2010.
- Gibson managed Arizona for five seasons (2010-14)...he was named the BBWAA National League Manager of the Year in 2011 after leading Arizona to a National League Western Division title.
- Inducted into the College Football Hall of Fame on December 5, 2017.
- Kirk and his wife, JoAnn, have four children, Colleen, Kirk, Kevin, and Cameron...Kevin plays professional hockey for the Fort Wayne Komets in the ECHL...Cameron was drafted by the Tigers in the fifth round of the 2015 MLB First-Year Player Draft.
- Over four seasons in the Tigers Minor Leagues, Cameron has hit .243 with 33 home runs and 166 RBI in 378 games...he split the 2018 season between the Lakeland Flying Tigers and the Erie SeaWolves.
- Kirk started the Kirk Gibson Foundation in 1996 by awarding partial scholarships to men and women at Clarkston and Waterford Kettering High Schools in honor and memory of his parents. He has now repositioned the Kirk Gibson Foundation to promote cooperation, collaboration and teamwork in finding a cure for Parkinson's disease. More information can be found at www.kirkgibsonfoundation.org or on Twitter @23KGibby.



JACK MORRIS

Former Tigers starting pitcher and Hall of Famer Jack Morris returns to FOX Sports Detroit as an analyst.

- Morris made appearances on Tigers telecasts during the 2014, 2016 and 2018 seasons; he was in the analyst rotation in 2015.
- Has served as a broadcaster with the Minnesota Twins since 2014 and was the Twins radio analyst from 2005-11.
- Over the last eight years, he's been an analyst for MLB.com and MLB Network.
- Spent one year with the Toronto Blue Jays as a color analyst for their radio broadcasts in 2013.
- Elected to the National Baseball Hall of Fame by the Modern Baseball Era Committee on December 10, 2017...was officially inducted on July 29, 2018 in Cooperstown, NY.
- Played 18 seasons in the Major Leagues with four separate teams including the Tigers (1977-90), Minnesota (1991), Toronto (1992-93) and Cleveland (1994).

- Was a member of the Tigers 1984 World Championship team and went on to win three more World Series Championships.
- Finished his career with a 254-186 record, 3.90 ERA with 1,390 walks and 2,478 strikeouts over 549 career games (527 starts).
- The five-time All Star (1981, 1984, 1985, 1987 and 1991) won 10-or-more games 14 times during his career and threw 10-or-more complete games in a season 11 times over his 18 years in the majors.
- Was named the MVP of the 1991 World Series after going 2-0 with a 1.17 ERA over three starts against Atlanta, including a 10-inning complete game victory to win Game Seven for the Twins.
- Originally drafted by the Tigers in the fifth round of the 1976 draft.
- Jack and his wife, Jennifer, have a son, Miles, and reside in Grant, MN. Morris also has two grown children, Austin and Erik.



JOHN KEATING

Entering his 22nd season as the entertaining and informative scene-setter for FOX Sports Detroit's coverage of Tigers baseball is the award-winning John Keating, host of the Tigers Live pre and postgame shows.

- Keating provided on-location reports and interviews throughout the network's post-game coverage during the Tigers playoff runs in 2006, 2011, 2012, 2013 and 2014, including being on the scene for the 2014 division-clinching game in Detroit.
- Also hosts Red Wings Live, as well as Red Wings and Tigers specials...an original member of the FOX Sports Detroit team, Keating was the first person to appear on the network when it launched on September 17, 1997 for a Red Wings broadcast.
- Has earned eight Michigan Emmy awards with FOX Sports Detroit, including six for work on Tigers programming -- 2017 as a writer of the Final Game at Joe Louis Arena, 2016 as Best Sports Anchor, 2011 as host of the Behind the Scenes telecast, 2003 as host/producer of Tigers

Weekly, 2001 for his work on Tigers Weekly and 2000 for the FOX Sports Detroit special, Tiger Stadium: We'll Remember.

- Has filled in on occasion as play-by-play announcer on Tigers telecasts...also has done play-by-play for coverage of MHSAA football and basketball championship games.
- Emerged on the Detroit television scene in 1996-97 as host of Game Night on PASS, the region's former all-sports network.
- Arrived in the Motor City from Denver, where he spent 11 years (1985-96), concluding as studio host of the Denver Nuggets and Colorado Avalanche radio networks.
- First employed in the Mile High City as a weekend sports anchor/reporter with KMGH-TV following his stint at KMGH as Sports Director from 1990-94.
- Honored with three local Emmy Awards for his work at KMGH -- twice as Host, Best Sports Special (1991 and 1992) and once for Best Sports Reporting (1988)...also received UPI's National Award for Best Sports Reporting (1988) and was voted "Best Sports Anchor" in Denver for 1993 by *Westword Magazine*.
- First full-time position in the industry was at WZZR-FM in Grand Rapids as news director...later worked at WZZM-TV as weekend anchor.
- Earned a bachelor's degree in Arts & Media from Grand Valley State University.
- A native of Madison Heights, Keating resides in Canton with wife, Linda...they have three children -- Patrick, Lauren and Katie.
- Keating is available on Twitter @JohnKeatingFSD.




CRAIG MONROE

Former Tigers outfielder Craig Monroe returns for his eighth season as a studio analyst for the Detroit Tigers on FOX Sports Detroit. He also occasionally serves as an analyst on game broadcasts.

- Monroe played nine seasons in the majors with the Texas (2001), Detroit (2002-07), Chicago (2007), Minnesota Twins (2008) and Pittsburgh (2009). He was originally drafted in the eighth round of the 1995 MLB First-Year Player Draft by the Rangers.
- The Texarkana, TX, native joined the Tigers organization on February 1, 2002, when he was selected off waivers from the Rangers. He played his first full season in 2003, hitting 23 home runs.
- On July 19, 2006, Monroe hit a grand slam home run off Javier Vazquez of Chicago (AL) that was decisive in the Tigers' 5-2 win. A career .252 hitter, he recorded career highs with 28 homers and 92 RBI with Detroit in 2006. He also hit five home runs in the 2006 postseason, which culminated in a World Series appearance. Monroe tied the Tigers' career postseason record of five set by Hall of Famer Hank Greenberg.

- Craig and his wife, Kasey, have three children, Morgan, Cannon and Collin.
- Monroe is available on Twitter @CMo_27.




DAN PETRY

Former Tigers pitcher Dan Petry joins FOX Sports Detroit as a studio analyst for Tigers coverage. Petry helped the Tigers win the 1984 World Series, and the 1987 American League Eastern Division and the Braves win the 1991 National League Pennant.

- An American League All-Star in 1985, he played for Detroit (1979-87, 90-91), California Angels (1988-89), Atlanta (1991) and Boston (1991).
- He was the last Tigers pitcher to win games for the Tigers in three decades (70's, 80's and 90's).
- In 13 Major League seasons Petry posted a 125-104 record and 11 shutouts, with a 3.95 ERA (2080.1 IP/912ER) and 1,063 strikeouts in 370 appearances (300 starts).
- He finished fifth in Cy Young voting in 1984.
- Petry served as a color analyst for Tigers Live last season (Sept. 21-23).
- He also worked as a Tigers TV analyst when the games were split between networks and served as a substitute color analyst for the Detroit Tigers Radio Network in 2012.

- Petry worked the pre and postgame shows with Dan Miller of FOX 2 every Opening Day since 2007 with the exception of 2014 and has worked pre and postgame when the Tigers have been in the playoffs since 2006.
- Dan has served as an assistant baseball coach at Orchard Lake St. Mary's since 2011. His son, Matt, is the head coach and they are entering their ninth season at the school. The team won the Division II State Championship in 2015.
- Orchard Lake St. Mary's High School named a field after him "Dan Petry Field" in a ceremony on October 21, 2018.
- Previously, he spent time coaching baseball at Farmington Hills Harrison and Brother Rice High Schools.
- Dan and his wife, Chris, have two sons, Matt and Jeff, who is currently a defenseman for the NHL's Montreal Canadiens.



RON COLANGELO

Ron Colangelo enters his 28th year in professional sports and 11th season with the Tigers after joining the ballclub on June 16, 2008.

- Oversees strategic communications for the club's business and baseball operations departments.
- Works directly with ownership and corporate communications team, Group President of Sports and Entertainment, Executive Vice President of Baseball Operations and General Manager, Executive Vice President of Business Operations and management team on messaging and positioning for the organization.
- Responsible for day-to-day media and public relations and marketing communications driving business value for the club's marketing, digital, community and sales initiatives, and building brand

equity beyond traditional media outlets.

- Developed framework and executed plan to bring first-ever global soccer match to Comerica Park and The District Detroit, AS Roma vs. Paris Saint-Germain as part of International Champions Cup.
- Is primary spokesperson on business and public affairs and crisis communications issues.
- Identifies storylines and creates original content that drive the club's narrative across broadcast and social platforms.
- Served as the Vice President of Public Relations for the NFL's New York Jets from 2002-07 where he was the club's spokesperson and responsible for communicating the team's image in the marketplace, collaborating with social media, marketing partnerships, ticket operations, broadcasting, and community and alumni relations.
- Spent six seasons with the Florida Marlins, serving as Vice President of Communications after his promotion from Director of Baseball Information and Publicity...directed media operations for the 1997 World Series Champions.
- Worked three seasons with the NHL's Florida Panthers...joined the club prior to their inaugural 1993 season as a media relations associate and developed programs and initiatives to introduce hockey to Southeast Florida.
- Began his career in Minor League baseball with the West Palm Beach Expos where he served as radio play-by-play announcer, while also overseeing media relations and sales from 1990-93.
- Earned a bachelor's degree in communications from William Paterson University...also attended Arizona State University.
- Has run eight marathons, including Boston, Chicago, Los Angeles, Miami, New York City and San Diego.
- He and wife, Sandra, have a daughter, Catalina, a son, Nicolas, and he has a son, Ryan. They have two rescue dogs, Gigi and Pablo.



CHAD CRUNK

Chad Crunk enters his sixth season in the Tigers organization and his second as the team's Director, Media Relations after being named to the position in October, 2017. He joined the club in January, 2014 and served four years as the team's Manager of Media Relations. In his role, he supervises all day-to-day efforts of baseball-related media relations, including the coordination of interviews with Tigers baseball executives, the manager, players and coaches, the production of game notes, all player-related announcements and the media guide and season review publications. Additionally, he assists with the Tigers Magazine and Yearbook and updates the department's official Twitter account (@DetroitTigersPR).

Chad joined the Tigers after spending three years as an assistant communications director at the University of Arkansas, where he served as the primary media contact for the Razorbacks' baseball team and was the No. 3 media contact for the Arkansas football program. He handled media publicity for the 2012 Razorback baseball team, which advanced to the College World Series and finished the season with a No. 3 national ranking. Additionally, he worked in the athletic department at Wake Forest University and Vanderbilt University. The University of Kentucky alum graduated summa cum laude in December, 2006 with a BS in journalism.

A native of Hopkinsville, KY, Chad currently resides in Detroit.




MICHELE WYSOCKI

Michele Wysocki enters her fifth season as the club's media relations coordinator after joining the media relations department full time in January, 2015. She previously spent one season as the club's media relations intern in 2014. In her role, she assists with the day-to-day efforts of baseball media relations, including game notes, team statistical research, player relations and credentialing of the media. She oversees the production of Tigers Magazine, the official team yearbook, postseason publications, and assists with the content and design of the media guide and season review publications. Additionally, Michele manages the distribution of the organization's business-related press releases and media advisories. She travels with the club during the spring and regular season.

A member of Kappa Delta Sorority, she graduated from Bowling Green State University in May, 2014 with a dual degree in journalism and public relations, and minors in both sport management and visual communications technology.

Michele is a native of Taylor, MI and resides in metro Detroit with her Fiancé, Zack.



BEN FIDELMAN

Ben Fidelman enters his second season as the club's media relations coordinator, after serving as an intern in the department during 2017. He assists with the day-to-day efforts of the department, including production of game notes, statistical research and player relations. An additional area of focus is on the club's strategic communications, which includes media analytics and written recommendations aimed at driving brand affinity and outlining shifts in organizational narrative.

Ben previously worked for Major League Baseball at the Office of the Commissioner and Major League Baseball Advanced Media. He graduated from the University of Michigan in the spring of 2017, with a B.A. in sport management. He is a native of St. Joseph, MI, and currently resides in Detroit.



STAN FRACKER

Stan Fracker will begin his sixth full season with the Tigers as Director, Broadcasting and In-Game Entertainment after joining the organization during the 2013 postseason. He serves as the direct contact and liaison for the Tigers broadcast partners and national rightsholders throughout the year, including FSD, WXYT, ESPN, NHK, TBS, FUJI, FOX and MLB Network; overseeing all aspects of Detroit Tigers radio and TV game broadcasts, national and international broadcasts from Comerica Park, programming, production and broadcasters. Stan writes and prioritizes scripts for broadcasts and various productions while administering interviews and features with broadcast partners promoting the Tigers business and community efforts. He is responsible for in-game entertainment, including all video production for Comerica Park's industry-leading scoreboard, as well as ancillary LED and ribbon boards. Stan serves as the executive producer for Tigers TV, a channel of programming available on tigers.com offering highlight videos, interviews and inside-access features, while also overseeing internal video production, including marketing and presentation videos.

Prior to joining the Tigers, Stan was the Executive Producer for the Detroit Pistons, overseeing video production for broadcast, internet and advertising. In 16 seasons, he won 20 Emmy Awards for live sports producing, sports editing, commercial production, and long-format show production. Additionally, he earned national recognition with two IDEA Golden Matrix Awards for video board production. He launched his professional career as the weekend news anchor at WBKB-TV in Alpena, MI. The Western Michigan University alum graduated in 1996 with a B.S. in broadcast/cable production.

He and his wife, Julie reside in Oxford, MI, with their two boys, Ben (16) and Charlie (13).

BASEBALL WRITERS ASSOCIATION OF AMERICA (DETROIT CHAPTER)

DETROIT FREE PRESS: Mitch Albom '86, Shawn Windsor '12, Anthony Fenech '13, Jeff Seidel '13

DETROIT NEWS: Lynn Henning '79, Bob Wojnowski '07, John Niyo '11, Chris McCosky '15

ASSOCIATED PRESS: Larry Lage '01, Noah Trister '11

BBWAA: Tom Gage '77

MLB.COM: Jon Paul Morosi '06, Jason Beck '16

OAKLAND PRESS: Pat Caputo '86,

THE ATHLETIC: Katie Strang '16

FOXSPORTS1: Rob Parker '90

KYODO NEWS: Kiyoko Taniguchi '16

MLIVE MEDIA GROUP: Evan Woodbery '17

SPORTS ILLUSTRATED: Michael Rosenberg '05

97.1 THE TICKET: Will Burchfield '19

THE RINGER: Michael Baumann '19

HONORARY LIST: Jerry Green '60, Bernie Kennedy '64, Richard Shook '68, Lawrence Paladino '69, Jim Hawkins '70, Chuck Klonke '76, Harry Atkins '77, Dean Howe '83, Steve Kornacki '84, Gene Myers '93, Jeff Peek '94, George Pohly '94, Bob Duff '00, Jeff Kuehn '07

OFFICERS: Tom Gage, Chairman/Treasurer; Chuck Klonke, Secretary; Jason Beck, Director



17TH ANNUAL



NEGRO LEAGUES
★ WEEKEND ★



vs



AUGUST 9-11

HONORING FORMER TIGER
CRAIG MONROE

with the

Detroit Tigers Willie Horton
African American Legacy Award
Sunday, August 11 at 1:10 p.m.

BRINGING YOU
SUMMER
SINCE 1901



tigers.com

[Comerica Bank](#)

PLAYER DEVELOPMENT & SCOUTING



MATT HALL
2018 Tigers Minor League Pitcher of the Year



CHRISTIN STEWART
2018 Tigers Minor League Player of the Year





TIGERS MINOR LEAGUE SYSTEM

ADMINISTRATION

Dave Littlefield, Vice President, Player Development
 Dave Owen, Director, Player Development
 Dan Lunetta, Director, Minor League Operations
 Tom Moore, Director, International Operations
 Scott Pleis, Director, Amateur Scouting
 Manny Crespo, Director, Latin American Player Development
 Rafael Martinez, Director, Latin American Player Development
 Cheryl Evans, Director, Minor League and Scouting Administration
 Miguel Garcia, Director, Latin American Scouting
 Ramon Perez, Director, Dominican Republic Operations
 Kevin Hooker, Pacific Rim Coordinator
 Eric Nieto, Assistant Director, Amateur Scouting
 Sam Nasci, Coordinator, Amateur Scouting Video
 David Allende, Coordinator, Player Development
 Jim McKew, Coordinator, Player Development
 Rafael Gonzalez, Coordinator, International Operations
 Wilfredo Crespo, Administrator, Dominican Academy
 Jimmy Ortiz, Administrator, Dominican Academy
 Oscar Garcia, Administrator, Venezuelan Academy
 Patrick Saenz, Lakeland Clubhouse Manager
 Pete Mancuso, Lakeland Assistant Clubhouse Manager

ROVING PERSONNEL

Bill Dancy, Minor League Field Coordinator
 Joe DePastino, Catching Coordinator
 Jeff Branson, Hitting Coordinator
 Scott Fletcher, Hitting Coordinator
 José Valentín, Infield Coordinator
 Gene Roof, Outfield/Baserunning Coordinator
 A.J. Sager, Pitching Coordinator
 Jaime Garcia, Assistant Pitching Coordinator
 Brian Peterson, Mental Skills Instructor
 Josman Robles, Latin American Performance Coach
 Dr. Spencer Wood, Performance and Mentals Skills Coach
 Corey Tremble, Minor League Medical and Rehabilitation Coordinator
 Manny Peña, Minor League Assistant Medical Coordinator - International
 Steve Chase, Minor League Strength and Conditioning Coordinator
 Adam Daily, Minor League Analytics Coordinator
 Alex Gonzalez, Minor League Video Coordinator
 Austin Tripp, Minor League Video Coordinator
 Sharon Lockwood, International Player Programs Coordinator
 Israel Javalera, ESL/Cultural Assimilation Instructor

2019 AFFILIATES



TOLEDO MUD HENS (AAA)

International League
 406 Washington Street
 Toledo, OH 43604
 (419) 725-4367
 (419) 725-4368 (FAX)

ManagerDoug Mientkiewicz
 Pitching CoachJuan Nieves
 Hitting CoachMike Hessman
 CoachBasilio Cabrera
 Athletic TrainerChris McDonald
 Strength and Conditioning CoachJeff Mathers
 Baseball Information AssistantAron Salzberg



ERIE SEAWOLVES (AA)

Eastern League
 110 E. 10th Street
 Erie, PA 16501
 (814) 456-1300
 (814) 456-7520 (FAX)

ManagerMike Rabelo
 Pitching CoachMark Johnson
 Hitting CoachBrian Harper
 CoachSantiago Garrido
 Athletic TrainerT.J. Obergefell
 Strength and Conditioning CoachMatt Rosenhamer
 Baseball Information AssistantAustin Reed



LAKELAND FLYING TIGERS (A)

Florida State League
 2301 Lakeland Hills Blvd.
 Lakeland, FL 33805
 (863) 686-8075
 (863) 688-9589 (FAX)

ManagerAndrew Graham
 Pitching CoachJorge Cordova
 Hitting CoachTim Garland
 CoachFrancisco Contreras
 Athletic TrainerJason Schwartzman
 Strength and Conditioning CoachDax Fiore
 Baseball Information AssistantNate Hostetter



2019 AFFILIATES



WEST MICHIGAN WHITECAPS (A)

Midwest League
4500 West River Drive
Comstock Park, MI 49321
(616) 784-4131
(616) 784-4911 (FAX)

Manager Lance Parrish
Pitching Coach Willie Blair
Hitting Coach John Vander Wal
Coach Eddie Dennis
Athletic Trainer Chris Vick
Strength and Conditioning Coach Phil Hartt
Baseball Information Assistant Cristian Crespo

CONNECTICUT TIGERS (A)

New York-Penn League
14 Stott Avenue
Norwich, CT 06360
(860) 887-7962
(860) 886-5996 (FAX)

Manager Brayan Peña
Pitching Coach Carlos Bohorquez
Hitting/Infield/Outfield Coach Bill Springman
Athletic Trainer Sean McFarland
Strength and Conditioning Coach Dan Morrison
Baseball Information Assistant Zach Monash

GULF COAST LEAGUE TIGERS - WEST (Rookie)

Gulf Coast League
2301 Lakeland Hills Blvd.
Lakeland, FL 33805
(863) 686-8075
(863) 688-9589 (FAX)

Manager Gary Cathcart
Pitching Coach Mike Alvarez
Hitting Coach John Murrian
Athletic Trainer Cody Derby
Strength and Conditioning Coach Francisco Rivas
Baseball Information Assistant Troy Stewart

GULF COAST LEAGUE TIGERS - EAST (Rookie)

Gulf Coast League

Manager Luis López
Pitching Coach Jose Parra
Hitting Coach Rafael Gil
Athletic Trainer Erick Flores
Strength and Conditioning Coach Andres Rivera
Baseball Information Assistant Vincent Rapisardi

DOMINICAN SUMMER LEAGUE TIGERS1 (Rookie)

Dominican Summer League

Manager Ramon Zapata
Pitching Coach Williams Moreno
Hitting Coach Jose Ovalles
Outfield Coach Sandy Acevedo
Infield Coach Carlos Quintero
Coach Jose Cabrera
Athletic Trainer Jairo Diaz
Strength and Conditioning Coach Tomas Munoz
Strength and Conditioning Coach Andres Rodriguez
Baseball Information Assistant Daniel Sabatino

DOMINICAN SUMMER LEAGUE TIGERS2 (Rookie)

Dominican Summer League

Manager Marcos Yeppez
Pitching Coach Luis Marte
Hitting Coach Kely Ramos
Outfield Coach Francisco Martinez
Infield Coach Carmelo Jaime
Coach Soilo Perdomo
Athletic Trainer Juan Pena
Strength and Conditioning Coach Luis Rodriguez
Strength and Conditioning Coach Rafael Suero
Baseball Information Assistant Daniel Sabatino



2018 TIGERS MINOR LEAGUE RECAP

The Tigers nine Minor League affiliates, including those in the Gulf Coast and Dominican Summer Leagues, combined to post an overall record of 436-439, which equates to a .498 winning percentage.

OF Christin Stewart and LHP Matt Hall were named the Tigers Minor League Player and Pitcher of the Year, respectively. Stewart became the first Tigers position player to win the award in three consecutive seasons, hitting .263/.363/.488, with 71 runs scored, 21 doubles, three triples, 25 home runs and 80 RBI over 125 games between Gulf Coast League West/East and Triple A Toledo. He finished the season in the top five of most International League offensive categories, including home runs (23, T-1st), RBI (77, 3rd), walks (67, 3rd), slugging percentage (.480, 3rd), total bases (213, 4th) and extra-base hits (47, T-4th). Hall excelled throughout his 2018 campaign, splitting time between Double A Erie and Triple A Toledo. He compiled a 2.13 ERA (114.1IP/27ER) over 37 appearances this season, 14 of which were as a starting pitcher. Hall's composite ERA led Detroit's player development system among all pitchers who had minimum 0.8 IP per team game.

TEAM-BY-TEAM RECORDS

Team	League	Division	Position	W	L	Pct.	GA/GB
Toledo	International (AAA)	West	1st	73	66	.525	+0.5
Erie	Eastern (AA)	Western	5th	63	77	.450	-16.0
Lakeland	Florida State (A)	North	2nd - First Half 2nd - Second Half	36 36	34 27	.514 .571	-3.0 -6.0
West Michigan	Midwest (A)	Eastern	3rd - First Half 4th - Second Half	36 33	34 36	.514 .478	-11.5 -9.5
Connecticut	New York-Penn (A)	Stedler	4th	29	44	.397	-12.0
GCL Tigers West	Gulf Coast (Rookie)	Northwest	1st	37	16	.698	+7.5
GCL Tigers East	Gulf Coast (Rookie)	Northeast	2nd	26	28	.481	-4.0
DSL Tigers1	Dominican (Rookie)	San Pedro	6th	33	39	.458	-18.0
DSL Tigers2	Dominican (Rookie)	Northeast	4th	34	38	.472	-19.0

2018 TIGERS MINOR LEAGUE PLAYERS AND PITCHERS OF THE YEAR

Team	Player	Pitcher
Toledo	Christin Stewart	Zac Houston
Erie	Josh Lester/Willi Castro	John Schreiber
Lakeland	Daniel Pinero	Spenser Watkins
West Michigan	Dylan Rosa	Elvin Rodriguez
Connecticut	Jordan Verdon	Yaya Chentouf
GCL Tigers West	Vinny Esposito	Xavier Javier
GCL Tigers East	Daniel Reyes	Angel De Jesus
DSL Tigers1	Esney Chacon	Rodolfo Fajardo
DSL Tigers2	Jimmy Mojica	Emmanuel Quinones

2018 TIGERS MINOR LEAGUE PLAYERS AND PITCHERS OF THE MONTH

Month	Player	Pitcher
April	Jim Adduci	Blaine Hardy
May	Ronny Rodriguez	Drew VerHagen
June	Jacob Robson	Kyle Funkhouser
July	Isaac Paredes	Matt Hall
August	Josh Lester	Zac Houston

2018 TIGERS MINOR LEAGUE PLAYERS AND PITCHERS OF THE WEEK

League	Player, Week	Pitcher, Week
International		Blaine Hardy, April 30
Eastern	Josh Lester, August 20	Beau Burrows, April 30 Spencer Turnbull, May 7 Spencer Turnbull, June 4 Matt Hall, July 2
Florida State	Daz Cameron, May 21	Alex Faedo, May 14 Spenser Watkins, June 25
Midwest		Eudis Idrogo, May 7 Chance Kirby, August 20



DWIGHT LOWRY AWARD (PLAYER DEVELOPMENT PERSON OF THE YEAR)

Year	Name	Position	Year	Name	Position
1996	Dwight Lowry	Fayetteville Manager	2008	Glenn Adams	Erie Hitting Coach
1997	Mark Meleski	Lakeland Manager	2009	Joe DePastino	West Michigan Manager
1998	Bruce Fields	West Michigan Manager	2010	Gene Roof	Outfield/Baserunning Coordinator
1999	Glenn Ezell	Catching Coordinator	2011	Larry Herndon	Lakeland Hitting Coach
2000	Kevin Bradshaw	GCL Tigers Manager	2012	Dave Huppert	Lakeland Manager
2001	Doug Teter	Medical Coordinator	2013	Manny Crespo	Director, Latin American Player Development
2002	Jon Matlack	Pitching Coordinator	2014	Andrew Graham	West Michigan Manager
2003	Jeff Jones	Toledo Pitching Coach	2015	A.J. Sager	Pitching Coordinator
2004	Matt Walbeck	West Michigan Manager	2016	Steve Chase	Strength and Conditioning Coordinator
2005	Jon Matlack	Pitching Coordinator	2017	Corey Tremble	Minor League Medical and Rehab Coordinator
2006	Larry Parrish	Toledo Manager	2018	Tim Garland	Lakeland Hitting Coach
2007	Tom Brookens	West Michigan Manager			

MINOR LEAGUE PLAYER OF THE YEAR

Year	Player	Team	Year	Player	Team
1996	Bubba Trammell	Jacksonville/Toledo	2007	Jeff Larish	Erie
1997	Juan Encarnacion	Jacksonville	2008	Ryan Strieby	Lakeland
1998	Gabe Kapler	Jacksonville	2009	Scott Sizemore	Erie/Toledo
1999	Javier Cardona	Jacksonville	2010	Andy Dirks	Erie/Toledo
2000	Billy McMillon	Toledo	2011	Nicholas Castellanos	West Michigan
2001	Eric Munson	Erie	2012	Avisaif García	Lakeland/Erie
	Michael Rivera	Erie	2013	Devon Travis	West Michigan/Lakeland
2002	Juan Tejeda	West Michigan	2014	Steven Moya	Erie
2003	Cody Ross	Toledo	2015	Mike Gerber	West Michigan
2004	Curtis Granderson	Erie	2016	Christin Stewart	Lakeland/Erie
2005	Brent Clevlen	Lakeland	2017	Christin Stewart	Erie
2006	Cameron Maybin	West Michigan	2018	Christin Stewart	Toledo

MINOR LEAGUE PITCHER OF THE YEAR

Year	Pitcher	Team	Year	Pitcher	Team
1996	Brian Moehler	Jacksonville	2007	Duane Below	West Michigan
1997	Francisco Cordero	West Michigan	2008	Jon Kibler	West Michigan
1998	Alan Webb	West Michigan	2009	Casey Crosby	West Michigan
1999	Francisco Cordero	Jacksonville	2010	Adam Wilk	Lakeland/Erie
2000	Calvin Chipperfield	West Michigan	2011	Drew Smyly	Lakeland/Erie
	Andy Van Hekken	West Michigan	2012	Bruce Rondón	Lakeland/Erie/Toledo
2001	Nate Cornejo	Erie/Toledo	2013	José Alvarez	Toledo
2002	John Birtwell	West Michigan	2014	Austin Kubitzka	West Michigan
	Preston Larrison	Lakeland	2015	Joe Jiménez	West Michigan
2003	Jon Connolly	West Michigan	2016	Joe Jiménez	Lakeland/Erie/Toledo
2004	Wilfredo Ledezma	Erie	2017	Gregory Soto	West Michigan/Lakeland
2005	Jordan Tata	Lakeland	2018	Matt Hall	Erie/Toledo
2006	Burke Badenhop	West Michigan			

JIM CAMPBELL AWARD (MOST IMPROVED)

Year	Player	Year	Player	Year	Player
1996	Eric Dinyar	2004	Kelly Hunt	2012	Eugenio Suarez
1997	Jayson Bass	2005	Brent Clevlen	2013	Guido Knudson
1998	Matt Miller	2006	Chris Maples	2014	Dixon Machado
1999	Max St. Pierre	2007	Deik Scram	2015	Montreal Robertson
2000	Dayle Campbell	2008	Casper Wells	2016	Grayson Greiner
2001	Omar Infante	2009	Brennan Boesch	2017	Zac Reiningger
2002	Michael Rivera	2010	Charlie Furbush	2018	Josh Lester
2003	Alex Trezza	2011	Duane Below		

LOWRY REMEMBERED WITH TIGERS MAN OF THE YEAR AWARD

The Detroit Tigers family suffered a tragic loss during the 1997 season when Jamestown Jammers manager Dwight Lowry collapsed and died suddenly at his home in Jamestown, NY, on July 10.

Shortly after Lowry's death, the Tigers renamed their annual Player Development Man of the Year Award in his honor.

Lowry, who was 39 at the time of his death, had been tabbed the club's inaugural Player Development Man of the Year in 1996 after leading the Single A Fayetteville Generals to a second-half division title and a South Atlantic League postseason berth.

Lowry was in his fourth season as a manager in the Tigers Minor League system and he had also spent parts of four seasons as a player with Detroit, including the 1984 World Championship campaign. Lowry is survived by his wife, Pamela, and children Sesslie, Amanda and Zachary.



PLAYER DEVELOPMENT AWARDS

SCOUT OF THE YEAR

Year	Scout	Position	Year	Scout	Position
1996	John Mirabelli	Regional Scouting Supervisor	2008	Mike Hankins	Midwest Regional Crosschecker
1997	Ramon Peña	Latin American Coordinator	2009	Marty Miller	Area Scout
1998	Jack Hays	Area Scout	2010	Bill Buck	Area Scout
1999	Dennis Lieberthal	Area Scout	2011	Jim Rough	Area Scout
2000	Lou Laslo	Area Scout	2012	Ray Crone	National Crosschecker
2001	Steve Nichols	Area Scout	2013	Rolando Casanova	Area Scout
2002	Jerome Cochran	Area Scout	2014	Scott Cerny	Area Scout
2003	Rob Guzik	National Crosschecker	2015	James Orr	East Regional Crosschecker
2004	Steve Taylor	Area Scout	2016	Harold Zonder	Area Scout
2005	Tim Grieve	Area Scout	2017	Bryson Barber	Area Scout
2006	Tim McWilliam	Area Scout	2018	Jim Bretz	Area Scout
2007	Tom Osowski	Area Scout			

TIGERS MINOR LEAGUE GOLD GLOVE WINNERS

Pitcher	First Base	Third Base	
Beau Burrows, 2017	Derek Baker, 2001	Wade Gaynor, 2010-13	Brent Clevlen, 2005
Drew Carlton, 2018	Rawley Bishop, 2010-11	Jack Hannahan, 2001-02, 2004	Tyler Collins, 2012
Tommy Collier, 2012	Dylan Burdeaux, 2018	Mike Hessaan, 2006-08, 2014	Brock Deatherage, 2018
Nate Cornejo, 2000-01	Robert Fick, 1997	Kody Kirkland, 2003, 2005	Andy Dirks, 2010
Casey Crosby, 2011	Dominic Ficociello, 2015-16	Casey McGehee, 2016	Juan Encarnacion, 1997
David Darwin, 1999	Alejandro Freire, 1998, 2000	Daniel Pinero, 2018	Daniel Fields, 2010, 2012
Freddy Dolsi, 2007	Kelly Hunt, 2004-05	Bryan Pounds, 2009	Jeff Frazier, 2005
Jeff Ferrell, 2014	Jeff Larish, 2006-08	Brian Rios, 1999	Avisaif Garcia, 2012
P.J. Finigan, 2006	Jordan Lennerton, 2009, 2013-14	Zac Shepherd, 2015, 2017	Mike Gerber, 2016-17
Luke French, 2008	Dave McCarty, 1999	Brant Ust, 2000	Curtis Granderson, 2004
Craig Johnson, 1998	Rafael Mendez, 2003	Carlos Villalobos, 1997-98	Ben Guez, 2009, 2011, 2013
John Jordan, 2013	Eric Munson, 2002		Connor Harrell, 2014
Dave Melendez, 1997	James Robbins, 2012		Gorkys Hernandez, 2007
Luke Putkonen, 2010	Blaise Salter, 2017		Derek Hill, 2016
Homero Rivera, 2002		Shortstop	Brent Dlugach, 2005
Dallas Trahern, 2005		Brent Dlugach, 2005	Tony Giarratano, 2004
Josh Turley, 2016	Second Base	Juan Gonzalez, 2003	Matt Joyce, 2006-07
Warwick Saupold, 2015	Javier Betancourt, 2014-15	Michael Hollimon, 2006	Gabe Kapler, 1998
Virgil Vasquez, 2004	Francisco Castro, 2003	Omar Infante, 2000-02	Ross Kivett, 2015
Brayan Villarreal, 2009	Kody Clemens, 2018	Cale Iorg, 2008, 2010	Rason Krizan, 2013-15
Joel Zumaya, 2003	Argenis Diaz, 2016	Dixon Machado, 2014-16	Rod Lindsey, 1998-99
	Juan Francia, 2005	Derek Mitchell, 1997-98	Nook Logan, 2002-03
	Justin Henry, 2010	Gustavo Nunez, 2009, 2011	Cameron Maybin, 2006
Catcher	Michael Hollimon, 2007	Cole Peterson, 2018	Victor Mendez, 2004
Alex Avila, 2009	Carlos Jimenez, 2000	Daniel Pinero, 2017	Steven Moya, 2014
Rob Brantly, 2011	Jose Macias, 1997-98	Curt Powell, 2013	Kyle Peter, 2008
Javier Cardona, 1997	Gilberto Mejia, 2004	Ramon Santiago, 1999, 2007	Wilkin Ramirez, 2008
Grayson Greiner, 2015-17	Ronnie Merrill, 2001	Eugenio Suarez, 2012	Corey Richardson, 2000-02
Brandon Inge, 1999-2000	Hernan Perez, 2012-13		Jacob Robson, 2017-18
James McCann, 2012-14	Anthony Pereira, 2017	Outfield	Cody Ross, 2000-02
Mike Rabelo, 2003, 2006	Will Rhymes, 2006, 2008, 2011	Kurt Aroso, 1999	Deik Scram, 2009
Michael Rivera, 1998, 2001	Pedro Santana, 1999	Jose Azocar, 2015-16	Clete Thomas, 2006-07, 2011
Julio Rodriguez, 2010	Scott Sizemore, 2009	Glen Barker, 1997-98	Andres Torres, 1999-2001
Jake Rogers, 2018	Scott Tossa, 2002	Wynton Bernard, 2014	Casper Wells, 2008
Dusty Ryan, 2008		Vince Blue, 2003-05	Danny Woodrow, 2017-18
Danilo Sanchez, 2005		Brennan Boesch, 2009	
Dane Sardinha, 2007		Jesús Cedenó, 1997	
Max St. Pierre, 2002, 2004			

TIGERS ALL-TIME MONTHLY HOME RUN LEADERS

Rudy York holds the Tigers all-time, single-month home run record with 18 long balls during August, 1937. York is one of 24 players in Tigers history to hit 10-or-more home runs during a single month, a feat that has been accomplished 43 times, most recently by Justin Upton, who connected for 11 home runs in August, 2017. The following is a list of the top 10 single-month home run totals in club history:

Rank	Player	Month/Year	Home Runs
1	Rudy York	August, 1937	18
2	Rudy York	August, 1943	17
3	Hank Greenberg	September, 1946	16
4	Hank Greenberg	July, 1938	15
	Hank Greenberg	September, 1940	15
6	Norm Cash	June, 1961	14
7	Hank Greenberg	June, 1935	12
	Hank Greenberg	September, 1938	12
	Al Kaline	August, 1957	12
	Willie Horton	May, 1968	12
	Miguel Cabrera	May, 2013	12
	Justin Upton	September, 2016	12

Courtesy David Vincent



DAN LUNETTA

Director, Minor League Operations

Entering his 15th season with the Tigers organization, Lunetta was named the Director of Minor League Operations on December 8, 2004.

He's based out of Lakeland, FL, and oversees the day-to-day player development business/administrative operations of the Minor League system, which includes the Tigers seven U.S. based Minor League affiliates.

He is responsible for maintaining rules compliance as it relates to baseball's Major League Rules and also oversees the Tigers entire baseball operations budget.

Additionally, he supervises the Florida baseball operations at TigerTown, including Spring Training, extended Spring Training, Gulf Coast League and Florida Instructional League, while he also served as the baseball operations point person for the Tigers renovation project at TigerTown in Lakeland.

Lunetta was selected as the recipient of the 2016 Sheldon "Chief" Bender Award, presented to an individual in Minor League Baseball with distinguished service and a track record of being instrumental in player development.

Prior to joining the Tigers organization, Lunetta spent two seasons as a Special Assistant to the General Manager with the Montreal Expos (2002-03).

Lunetta spent 10 seasons with the Florida Marlins, joining the organization as the Director of Minor League Administration on December 1, 1991, before being promoted to Director of Major League Administration on November 1, 1998.

He previously served two seasons (1990-91) as the General Manager of Triple A Rochester in the International League.

He spent the 1989 season as the Director of Team Travel and Spring Training Coordinator for the Cincinnati Reds after serving the previous three seasons as the Director of Team Travel with Montreal (1986-88).

Spent the 1985 season as the Director of Baseball Operations with Triple A Buffalo in the International League.

Began his baseball career in 1980 as the General Manager of Single A Jamestown in the New York-Penn League, while also serving as the assistant spring training coordinator with Montreal.

Lunetta was a 2014 Inductee into the Chautauqua County (NY) Sports Hall of Fame.

A native of Jamestown, NY, Lunetta is a graduate of State University of New York at Brockport and resides in Lakeland, FL with his wife, Jhoanna, and sons, Anthony and Samuel.



DAVE OWEN

Director, Player Development

Enters his ninth season with the Tigers organization and the eighth in his current role after being named to the position on September 19, 2011.

Owen works directly with Dan Lunetta in overseeing the Tigers Minor League system, specifically responsible for the on-field instruction at the Minor League level during Spring Training, regular season and instructional league.

He joined the organization prior to the 2011 season as the club's Minor League infield coordinator. Prior to joining the Tigers organization, he spent three seasons as a coach at the Major League level with the Kansas City Royals, serving as bench coach in 2008 before becoming third base coach for the 2009 and 2010 seasons.

Spent one season in Japan as a coach with the Hokkaido Nippon Ham Fighters in 2007, and previously served as the Minor League infield coordinator for the Philadelphia Phillies for three seasons from 2004-06.

Prior to his coaching career, he spent 12 seasons as a scout with the Chicago White Sox (1992-96), Tigers (1997-99) and Phillies (2000-03).

Owen played professionally for 11 seasons after being selected by the Chicago Cubs in the 10th round of the June 1979 MLB First-Year Player Draft, and saw action at the Major League level with the Cubs (1983-85) and Royals (1988).

His brother, Spike, played 13 seasons at the Major League level with the Seattle Mariners, Boston Red Sox, Montreal Expos, New York Yankees and California Angels.

Owen, 59, and his wife, Yasmin, reside in Cleburne, TX. They have two grown daughters, Haley and Courtney.



SCOTT PLEIS

Director, Amateur Scouting

Enters his 12th season in the Tigers organization and the ninth full season in his current role.

He is responsible for the day-to-day activities of the Tigers amateur scouting department.

Pleis joined the Tigers as a national crosschecker following the 2007 season, a position he held until being named to his current position on August 6, 2010.

Prior to joining the Tigers organization, Pleis served as the East Coast Crosschecker with the Chicago Cubs for three years (2005-07), and served as an area scout with the New York Yankees for 10 years (1995-2004).

A fourth round draft selection by the Toronto Blue Jays in 1981, he played two seasons in the Blue Jays organization (1981-82), and three in the St. Louis Cardinals organization (1983-85), before retiring following the 1985 season.

Pleis, 54, his wife, Lisa, and sons, Austin and Brock reside in St. Louis, MO.





CHERYL EVANS

Director, Minor League and Scouting Administration

Enters her 39th season in professional baseball and 15th with the Tigers after joining the club in February, 2005.

Before joining the Tigers in 2005, she spent the previous three seasons as the Director of Minor League Administration with the Florida Marlins. Evans joined the Marlins in 1991 as the administrative assistant to the scouting department, a position she held until being named manager of scouting administration following the 1998 season.

She spent the 1990 and 1991 seasons as the administrative assistant to the scouting department with the Montreal Expos, where she also served as an office manager from 1985-89.

Evans began her career in professional baseball while still in college as a seasonal employee at the Montreal Expos Spring Training home in West Palm Beach in 1969, and remained with the organization in that role until 1974.

She currently resides in Lakeland, FL with her husband, Tom. They have two grown children and three grandchildren: son, Mike, and his wife, Karolyn, reside in Wellington, FL with their son, Landry, while daughter, Cori, and her husband, Bryan, reside in Lakeland, FL with their daughter, Addison and son, Jacob.



TOM MOORE

Director, International Operations

Entering his 25th season in baseball and 14th season with the Tigers.

Oversees all aspects of the Tigers international operations, which includes managing operations and signing bonus budgets as well as the international amateur and professional scouting efforts in Latin/South America, Asia, Australia and Europe.

As director of the department, has been involved in the scouting and signing of numerous future big league players, including these players who appeared in the Major Leagues in 2018: Willy Adames, Sandy Baez, Harold Castro, Avisail García, Dixon Machado, David Paulino, Hernán Pérez, Bruce Rondón, Eugenio Suárez, Warwick Saupold and José Valdez.

Joined the Tigers organization on November 30, 2005 as the Assistant Director of Professional and International Scouting. Prior to joining the Tigers organization, Moore spent the previous 11 seasons with the Boston Red Sox, including four years as the Assistant Director of Professional and International Scouting and four years as the Assistant Director of Scouting.

Began his baseball career in February of 1995 as an intern in the Boston Red Sox baseball operations department. In May of 1995, he took over the Major League video coordinator duties before joining the club full time as a baseball operations assistant in January of 1996.

A 1995 graduate from Springfield College, Moore lives in Reading, MA with his wife, Kerri, sons, William (13) and Timothy (7), and daughter, Emma (10).



MIGUEL GARCIA

Director, Latin American Operations

Entering his 35th season in professional baseball and his 14th season with the Tigers after joining the organization on November 30, 2005.

Garcia is responsible for all aspects of the club's baseball operations efforts in Venezuela and also responsible for the supervision of scouting efforts in Latin America and other special assignments...among the players signed during his tenure are Sandy Baez, Avisail García, Dixon Machado, Melvin Mercedes, Steven Moya, Jose Ortega, Hernán Pérez, Bruce Rondón and Eugenio Suárez, who all have seen action at the Major League level with the Tigers. Additionally, Garcia signed Willy Adames, who reached the Major Leagues in 2018.

Prior to joining the Tigers organization, Garcia spent the previous four seasons as the Coordinator of Latin American Scouting for the Boston Red Sox and served as a scout and supervisor of operations in Venezuela with the Florida Marlins organization from 1997-2001.

A lefthanded pitcher, Garcia was signed by the California Angels as a non-drafted free agent in 1984 and made his Major League debut with the club in 1987...In addition to his time with the Angels in 1987, Garcia saw action with the Pittsburgh Pirates in three seasons (1987-89).

Garcia assisted current Tigers Executive Vice President of Baseball Operations and General Manager Al Avila with Florida's signing of Miguel Cabrera.

Garcia and his wife, Adriana, reside in Wesley Chapel, FL, with their daughters, Mariangelica and Anacorina.



RAMON PEREZ

Director, Dominican Republic Operations

Enters his 48th year in professional baseball and his 13th full season with the Tigers after joining the organization on June 21, 2006.

He is responsible for overseeing the daily scouting operation and the club's tryout camps in the Dominican Republic.


Prior to joining the Tigers organization, he spent the previous five seasons (2002-06) with the Pittsburgh Pirates as a scout and scouting supervisor in the Dominican Republic. He also worked in scouting and player development in the Dominican Republic for both the Los Angeles Dodgers (1994-2002) and the Houston Astros (1985-93).

He previously spent one season as a coach for Single A Vero Beach in the Dodgers organization, while also serving as a first base coach (1994-2000) and third base coach (2000-01, 2004-05) for Aguilas in the Dominican Winter League.

Signed with the Astros as an infielder in 1970 and remained in the organization through the 1979 season.

Perez also saw action in the Dominican Winter League with Escogido (1973-75), Aguilas (1975-82) and La Romana (1983-84).

Perez and his wife, Leonor, have a daughter, Paola, and son, Aldo.





MANNY CRESPO

Director, Latin American Player Development

Entering his 14th season with the Tigers after joining the organization on November 7, 2005. Crespo coordinates baseball instruction in the Tigers baseball academies in the Dominican Republic and Venezuela and serves as an international liaison for Tigers players in the low Minor Leagues.

He served as bench coach for Spain in the 2012 and 2014 European Championships as the team finished in third place in each tournament...also served as bench coach for Spain during the 2013 World Baseball Classic Qualifier as the team won the tournament and advanced to the World Baseball Classic for the first time...selected to manage Spain in the 2016 World Baseball Classic Qualifier.

Prior to joining the Tigers organization, Crespo spent the previous four seasons as the Latin American Coordinator of Instruction for the San Diego Padres.

Crespo previously served as manager of the Gulf Coast League Yankees and as a South Florida area scout with the New York Yankees during the 2002 season.

He was a part of the Florida Marlins organization from 1996-2001, serving as a hitting coach with the Gulf Coast League Marlins during his first three seasons with the organization and the organization's roving Minor League infield instructor in his final three seasons.

Went into private business from 1984-95, teaching hitting and directing the MC Bulldogs, a baseball team of 11-14-year-olds who traveled to tournaments during the summer.

He began his coaching career with Miami Dade-New World Center following the 1976 season, and also coached at Florida International University for one season before joining the Padres in 1978 as a scout and Minor League infield instructor for five seasons from 1979-83.

A third-round draft selection by the Boston Red Sox in 1968, he played nine seasons before retiring in 1976.

His son, Manny, serves as the head coach at Gulliver Prep High School in Miami, FL.

His daughter, Jessica, has three children, sons Roger Jr. and GianFranco, and daughter, Jianna Jolie.

He currently resides in Miami, FL, with his wife, Maria.



RAFAEL MARTINEZ


Director, Latin American Player Development

Martinez will serve as the Director of Latin American Player Development in 2019, after pending last season on the coaching staff in Detroit.

Prior to his time in Detroit, Martinez was the manager for the Gulf Coast League Tigers for one season (2016) and the Dominican Summer League Tigers for five seasons (2011-15). He guided the DSL Tigers to the postseason in back-to-back years, including a championship run in 2013. Before becoming the club's manager, Martinez spent three seasons (2008-10) as the DSL Tigers hitting coach, which was his first professional coaching assignment.

Martinez was originally signed by Los Angeles (NL) as a non-drafted free agent in 1991, and played seven seasons in the Minor Leagues with the Dodgers (1992-96), followed by stints in the New York (NL) (1997) and Boston (1998) systems.

He and his wife, Norkis, have a daughter, Hillary, and son, Rafael Jr.



KEVIN HOOKER

Pacific Rim Coordinator

Entering his 11th season with the Tigers after spending the previous seven seasons as a scout with the Philadelphia Phillies organization.

Hooker is responsible for overseeing the scouting operations in the Pacific Rim, which includes evaluating the professional leagues in Japan, Korea, Taiwan and China, scouting amateur players in Asia (mainly Japan, Korea, Taiwan and China) and Australia and overseeing the organization's Asian scouts.

He previously spent seven seasons (2002-08) as a scout with the Philadelphia Phillies, where he was responsible for scouting all of Australia and added the coverage of Taiwan, Korea and Japan the last two years (2007-08).

In addition to his scouting experience with the Phillies, he served as a baseball coach at various levels in Australia for nine years (1997-2005).

Hooker was selected by the Philadelphia Phillies in the 31st round of the June 1995 MLB First-Year Player Draft after completing his playing career at Oregon State University.

He and his wife, Jennifer, have two daughters, Gemma and Ivy.





ERIC NIETO

Assistant Director, Amateur Scouting

Enters his seventh full season in the Tigers organization. Nieto assists Scott Pleis with the day-to-day responsibilities of the Amateur Scouting department.

He held the title of Scouting Assistant, International Operations from 2013-16..in that role, he assisted Tom Moore in all phases of International Operations, including international scouting, Latin American Academy operations, signing bonus and operational budget administration.

Spent one season as the Tigers International Operations intern.

Prior to joining the Tigers, he spent one season as an administrative assistant for the Tri-City ValleyCats of the New York-Penn League.

Nieto earned his bachelor's degree in accounting from Manhattan College in May, 2008, and holds a master's degree in sport management from Florida International University.

He is a native of Miami, FL, and resides in Lakeland, FL, with his wife, Vivianne, daughter, Stella Mia, and son, Nicolas Nieto.



SAM NASCI

Coordinator, Amateur Scouting Video

Enters his second season with the organization in the position of Coordinator, Amateur Scouting Video.

Nasci assists the amateur scouting department with video operations. Prior to joining the Tigers he spent one season as a baseball operations trainee with Cincinnati (2017) and one season as a Minor League video assistant with Single A Greensboro (2016).

He is a native of Sammamish, WA, and graduated from the University of Missouri in 2015 with a degree in Sport Management.



RAFAEL GONZALEZ

Coordinator, International Operations

Enters his third full season as the International Operations Coordinator after being named to the position during the 2016 season.

He assists Tom Moore in all phases of the International Operations department, including all scouting operations in Latin America, South America, Asia and Europe. He also manages contract and scouting administration, and assists in the management of the international signing bonus and scouting budgets.

He spent one season as the Tigers International Operations intern.

Prior to joining the Tigers, he spent one season as a marketing intern for the Miami Marlins.

Gonzalez earned his bachelor's degree in sports management from Winston Salem State University in 2014.

Is a native of Caracas, Venezuela, and moved to Weston, FL, in 2007, where he graduated from Cypress Bay High School...now resides in Lakeland, FL, with his wife, Oriana and son, Rafael Ignacio.



DAVID ALLENDE

Coordinator, Player Development

Allende enters his fourth season with the Tigers organization and his first as the club's Coordinator, Player Development.

He assists the baseball operations of the Player Development department.

Prior to his current post, Allende held the title of Baseball Video Operations Assistant with the Tigers during the 2017 and 2018 seasons, and Minor League Video Coordinator during the 2016 campaign. Prior to joining the Tigers, he worked as a Minor League Video Assistant for the Pittsburgh Pirates in the Dominican Summer League, and interned for the Minnesota Twins baseball operations department and the Miami Marlins Foundation.

Allende earned a bachelor's degree in economics from the University of Florida, where he graduated from in 2011.

He is a native of Newburgh, NY, and currently resides in Lakeland, FL.



JIM MCKEW

Coordinator, Player Development

McKew enters his fourth season with the Tigers organization and his first as the club's Coordinator, Player Development.

He assists the baseball operations of the Player Development department.

Prior to his current post, McKew spent two seasons as a Minor League Video Coordinator and one as a Player Development Intern, both with the Tigers. Prior to that, McKew served as the Director of Baseball Operations and Assistant Coach for the baseball team at George Washington University in Washington, D.C.

McKew earned a bachelor's degree in finance from Marquette University, where he graduated from in 2013. While at Marquette he was a student manager for the men's basketball team, which made the NCAA Tournament each of his four seasons with the squad, including three appearances in the Sweet 16 and one in the Elite 8.

He is a native of Portland, ME, and currently resides in Lakeland, FL.





BILL DANCY

Field Coordinator

Dancy will serve as the organization's Minor League field coordinator in 2019, his seventh season in that role. The 2019 season will mark Dancy's 46th in professional baseball.

Prior to joining the Tigers organization, he spent three seasons with the Chicago Cubs organization. He was tabbed the Southern League Manager of the Year in 2010 after guiding Double A Tennessee to the league's championship series. Dancy managed Triple A Iowa during the 2011 season, before serving as the organization's Minor League infield coordinator in 2012.

Dancy spent 28 seasons with the Philadelphia Phillies organization as a manager at the Minor League level (1979-95, 1998-99), Minor League infield coordinator (2000), Minor League field coordinator (2001-04, 2007-08) and as the club's third base coach at the Major League level (2005-06). He managed two seasons with the Atlanta Braves organization at Triple A Richmond (1996-97) and he served as a Minor League hitting coach with the Kansas City Royals organization in 2009.

He has guided teams to the postseason 10 times during his Minor League managerial career, including winning league championships with Single A Peninsula in 1980 and Double A Reading in both 1983 and 1985. Dancy was named the Eastern League Manager of the Year by *The Sporting News* in 1983.

Dancy played six seasons at the Minor League level with the Phillies (1973-78) and New York Mets (1976).



JOE DEPASTINO

Catching Coordinator

DePastino will serve as the Minor League catching coordinator in 2019, his ninth season in that role and his 12th season in the Tigers organization.

He joined the Tigers organization in 2008 as the manager at Single A West Michigan, guiding the Whitecaps to the Midwest League playoffs during each of his three seasons. DePastino's assignment as the manager at West Michigan was his first professional managing or coaching assignment.

He played 13 seasons professionally after being selected by the Boston Red Sox in the seventh round of the June 1992 draft. Primarily a catcher in his career, DePastino played at the Minor League level with the Red Sox (1992-99), Baltimore Orioles (2000), Houston Astros (2000), New York Mets (2002-03), Atlanta Braves (2004) and Toronto Blue Jays (2005).

DePastino reached the Majors with the Mets in 2003, appearing in two games with the club.



JEFF BRANSON

Hitting Coordinator

Branson enters his first season with the Tigers, serving as the Minor League hitting coordinator. The 2019 season marks his 30th in professional baseball.

Prior to joining the Tigers, he served as the hitting coach with Pittsburgh for five seasons (2014-18) and as the assistant hitting coach in 2013. Before working with the big league club, Branson was the hitting coach with Triple A Indianapolis (2009-12), manager at Single A Lynchburg (2007-08), manager at Single A Hickory (2005-06) and manager at Single A Williamsport (2004). His first coaching assignment came in 2003, when he was the hitting coach at Williamsport.

He was originally selected by Cincinnati in the second round of the 1988 First-Year Player Draft and played nine seasons in the Major Leagues. Over that span he hit .246/.300/.372 with 34 home runs and 156 RBI in 694 career games between Cincinnati (1992-97), Cleveland (1997-98) and Los Angeles (NL) (2000-01).

The native of Waynesboro, MS, played baseball at Livingston (AL) University, and was named to the Converse Division II All-American Team as a junior in 1988. Additionally was a member of the 1988 United States baseball team that won a Gold Medal at the Olympic Games in Seoul, Korea.



SCOTT FLETCHER

Hitting Coordinator

Fletcher will serve as the Minor League hitting coordinator in 2019, his second season in that role and fifth in the Tigers organization.

Prior to assuming his position, he served as advance coach/assistant hitting coach for the Atlanta Braves Major League club for three seasons (2012-14). In his role, he assisted the hitting coach in every aspect of the hitting program and prepared the club's advance scouting reports prior to each series.

His additional coaching experience includes roving infield coordinator for the Colorado Rockies (2009-11), roving instructor in the Tampa Bay organization (1996-97), manager at Single A Charleston (1997), and assistant baseball coach at Emory University in Atlanta.

The former middle infielder was originally drafted by the Chicago Cubs in the first round of the Secondary Phase of the June 1979 Draft. He played 15 seasons at the Major League level with several clubs including the Cubs (1981-82), Chicago White Sox (1983-85, 1989-91), Texas Rangers (1986-89), Milwaukee Brewers (1992), Boston Red Sox (1993-94), and the Tigers (1995). During his career, hit .262/.332/.342 in 1,612 career games.

The Fort Walton Beach, FL native attended Georgia Southern University. He and his wife, Angie, have three children, Brittany, Brian and Brooke. Brian was drafted by the Kansas City Royals in the 10th round of the 2010 MLB First-Year Player Draft, while Brittany is married to 10-year Major League infielder, and current Tiger, Gordon Beckham and Brooke is an on-air personality for FOX Sports Detroit.





JOSÉ VALENTÍN

Infield Coordinator

Valentín returns as the Minor League infield coordinator for his second season in the Tigers organization.

Prior to joining the organization, he spent four seasons in the San Diego Padres organization, serving as the first base coach with the Padres for two seasons (2014-15) and manager of the Single A Fort Wayne TinCaps (2012-13), leading the team to the playoffs in each season. Following the 2012 season, Valentín was named the Low-A Manager of the Year by *Baseball America*.

Following his playing career, he served as an instructor at the Puerto Rico Baseball Academy and High School in Gurabo. Originally signed on October 12, 1986 by the Padres, as a non-drafted free agent, Valentín played five seasons in the Padres Minor League system before being traded to the Brewers...played parts of 16 seasons in the Major Leagues with the Milwaukee Brewers (1992-99), Chicago White Sox (2000-04), Los Angeles Dodgers (2005) and New York Mets (2006-07). During his career he hit .243/.321/.448, with 302 doubles, 41 triples, 249 home runs, 816 RBI and 136 stolen bases in 1,678 games.



GENE ROOF

Outfield/Baserunning Coordinator

Roof begins his 33rd season in the Tigers organization in 2019. He will serve as the Minor League outfield/baserunning coordinator, a role he returned to in 2001 after last holding the position early in 1997.

In 2000, Roof managed Double A Jacksonville and led the Suns to the East Division title in the second half of the season. The Suns advanced to the Southern League Championship Series, narrowly being defeated by the West Tenn Diamond Jaxx. He managed Triple A Toledo from 1997-99 after he took over as the Mud Hens manager in June of 1997 when Glenn Ezell left the team to undergo heart surgery. Before taking over for Ezell, Roof had served as the Minor League outfield/baserunning coordinator since 1996.

Prior to his appointment as the Minor League outfield/baserunning coordinator, Roof spent four seasons (1992-95) as Detroit's Major League first base coach. Roof also spent one season as the manager for Double A London (1991) and two seasons at Single A Fayetteville (1989-90).

As a player, Roof played in parts of three seasons for the St. Louis Cardinals (1981-83) and Montreal Expos (1983). He collected a base hit in his first Major League plate appearance on September 5, 1981, off the Dodgers' Jerry Reuss. Gene is one of five Roof brothers to play professional baseball. His brother, Phil, spent 15 years in the Majors as a catcher.

Roof's eldest son, Shawn, signed with the Tigers after being selected in the 33rd round of the 2007 MLB First-Year Player Draft. His middle son, Eric, signed with the Tigers after being selected in the 18th round of the 2009 MLB First-Year Player Draft, and is currently the Head Baseball Coach at Eastern Michigan University. His youngest son, Jonathan, signed with the Texas Rangers after being selected in the eighth round of the 2010 MLB First-Year Player Draft, and currently serves as an Assistant Coach at Eastern Michigan University.



A.J. SAGER

Pitching Coordinator

Sager will serve as the pitching coordinator in 2019 for his sixth season in the role after six seasons as the pitching coach at Triple A Toledo. It will mark his 18th season in the organization.

He spent his first five seasons (2002-06) in the organization as the pitching coach with Single A West Michigan, before serving in that same capacity with Double A Erie in 2007.

He pitched professionally for 12 seasons (1988-99), logging time in the San Diego, Colorado, Detroit and Cincinnati organizations.

In 123 lifetime Major League appearances with San Diego (1994), Colorado (1995) and Detroit (1996-98), Sager posted a 12-15 record, a 5.36 ERA and five saves.

Sager served as a color analyst for the University of Toledo football radio network for eight seasons (2000-07).



JAIME GARCIA

Assistant Pitching Coordinator

The 2019 season will mark Garcia's seventh season in the Tigers organization and his fourth as assistant pitching coordinator. Prior to his current position, he was pitching coach for the Gulf Coast League Tigers in 2015 and pitching coach for Double A Erie from 2013-14.

Prior to joining the Tigers, Garcia spent six seasons with the Houston Astros organization. He spent his first four seasons (2007-10) with the Astros as the organization's assistant pitching coordinator, before serving as the Minor League pitching coordinator in 2011. Garcia spent 2012 as the pitching coach with the Gulf Coast League Astros and the Latin Pitching Supervisor. Garcia spent four seasons with the Cincinnati Reds organization, serving as the pitching coach with Single A Dayton (2003) and the Gulf Coast League Reds (2004-06).

Prior to joining the Reds organization, he served as the pitching coach with Single A Charleston in the Kansas City Royals organization in 2000 before spending two years as the organization's Latin America Pitching Instructor (2001-02). Garcia spent the 1997 season as the pitching coach with Single A Beloit in the Milwaukee Brewers organization and both the 1998 and 1999 seasons as the pitching coach with the Gulf Coast League Rangers in Texas' organization.

He began his professional coaching career with the Chicago White Sox organization, serving as the pitching





coach with the Gulf Coast League White Sox for three seasons (1988-90) before managing that club in 1991. Garcia served as the pitching coach with Single A South Bend for three seasons (1992-94) and Single A Prince William for two seasons (1995-96).

DR. SPENCER WOOD

Performance and Mental Skills Coach

Dr. Wood returns for his second season in the Tigers organization, serving as the performance and mental skills coach.

He has spent the past 18 years working for a number of teams in professional leagues such as the NBA, MLB and with a variety of individual athletes from multiple sports, including professional golf.

Dr. Wood has also assisted with national team mental skills preparation for international competitions such as the World Cup, World Championships and Olympic Games.

He has two undergraduate degrees, a masters in exercise science, and a PhD in psychology with an emphasis in sport psychology. He is also NCSA-CSCS certified and NASM-CPT certified.



BRIAN PETERSON

Mental Skills Instructor

Peterson joined the Tigers organization as the mental skills instructor in 2003. The 2019 season marks Peterson's 38th season in professional baseball.

Prior to his appointment as the Tigers mental skills instructor, he spent nine seasons in the Marlins organization (1993-2001). During his tenure with the Marlins, Peterson served as the pitching coach for Single A Kane County (1993-97) and Double A Portland (1998) before being named the performance enhancement instructor (1999-2001).

His coaching career began with Kansas City's Double A affiliate in Memphis during the 1990-91 seasons as the club's pitching coach. In 1992, he was the pitching coach with Salt Lake, an independent team in the Rookie level Pioneer League.

Peterson has a master's degree in counseling psychology from the University of South Dakota.



JOSMAN ROBLES

Latin American Performance Coach

Robles enters his 14th season in the Tigers organization, and will serve his third season as the Latin American Performance Coach.

Prior to becoming the Latin American Performance Coach, he served as the Gulf Coast League Tigers West hitting coach in 2016. He previously served in the same capacity with the Venezuelan Summer League Tigers for five seasons (2011-15), and managed the VSL Tigers for five seasons (2006-10).

Robles spent four seasons (2002-05) as the manager of the Venezuelan Summer League Red Sox before joining the Tigers organization in 2006. Prior to joining the Red Sox, he worked for the Florida Marlins for five seasons (1997-2001). He first joined the Marlins as a scout in Venezuela, before managing the Venezuelan Summer League Marlins in 2001.

Originally signed as a non-drafted free agent by the Atlanta Braves in 1986, Robles played six seasons (1986-91) in the Braves Minor League system.

Robles was named the Angel Vazquez Latin American Person of the Year in 2000.

In addition to his coaching and playing careers, Robles earned a certification in broadcasting from Universidad Central de Venezuela in 1995, and was a commentator on both Venevision (2009-10) and Circuito Radial de Caribes de Anzoategui (2011-14).

Robles earned additional certifications throughout his career, including in international sport management from FIFA/CIES Metropolitana University (2013), international life coaching from ILC Academy (2014), international extreme life coaching from ILC Academy (2014) and sport coaching from Coaching Global (2018).





SHARON LOCKWOOD

International Player Programs Coordinator

Lockwood enters her 11th season with the Tigers organization as the international player programs coordinator, and her 22nd season in professional baseball.

She is responsible for developing and implementing the Tigers acculturation program, used in the United States and the Dominican Republic. She provides the foundation for all Latin American and International players, including English, adapting to life in the U.S. and a broader base of life skills learning.

Lockwood began her career in baseball as an English teacher to Latin American players with the Kansas City Royals (1997-98). She also worked for the Cleveland Indians as an English teacher to Latin American players during Spring Training, extended Spring Training and the Gulf Coast League season in Winter Haven (1998-2008).

She received her bachelor's degree from the University of Central Florida, an interdisciplinary degree in humanities, foreign languages, music and art history. Lockwood earned a master's degree in applied linguistics from the University of South Florida.

Lockwood has three children: Meredith, Patrick and Robert.



COREY TREMBLE

Minor League Medical and Rehabilitation Coordinator

Tremble returns for his 12th season with the Tigers organization in 2019, marking his seventh as the Minor League medical and rehabilitation coordinator. Following the 2018 season, the organization named him the Dwight Lowry Player Development Person of the Year.

He served as the athletic trainer for the Gulf Coast League Tigers during the 2008 season, Single A West Michigan during the 2009 and 2010 seasons and Single A Lakeland during the 2011 and 2012 seasons. Additionally, he served as an athletic trainer with Surprise in the Arizona Fall League in 2010.

He graduated from Florida Southern College in 2005 and attended the University of South Florida for his graduate studies in exercise science from 2006-08, where he also served as a Graduate Assistant Athletic Trainer.

Tremble is a certified and licensed athletic trainer; a muscle activation technique jumpstart specialist, and a certified strength and conditioning specialist.

He was the 2006 recipient of the Dr. Clarence Livingood Memorial Scholarship from the Professional Baseball Athletic Trainers Society and currently sits on the PBATS Website and EMR Committees. Tremble resides in Lakeland, FL with his wife, Joanna.



MANNY PEÑA

Minor League Assistant Medical Coordinator - International

Peña enters his third season with the Detroit Tigers organization, and his second year as Minor League assistant medical coordinator - international.

He served as a Minor League athletic trainer with the GCL West team and Short-A Connecticut team during the 2017 season, prior to being named to his current position.

Peña was a graduate assistant athletic trainer at East Central University in 2015 and 2016 for the football, baseball, volleyball and cross-country teams. He also interned with the Detroit Tigers during Summer, 2016.

He received his bachelor's degree from East Central University in athletic training in 2015, while he earned a master's degree in human resources from East Central University in 2016.

Peña is a certified athletic trainer and a licensed athletic trainer in the state of Florida.



STEVE CHASE

Minor League Strength and Conditioning Coordinator

Chase enters his 15th season with the Tigers organization, and his fifth as Minor League strength and conditioning coordinator after six seasons as the assistant strength and conditioning coordinator.

Following the 2016 season the organization named him the Dwight Lowry Player Development Person of the Year.

He served as a strength and conditioning coordinator with Single A Lakeland (2005), Double A Erie (2006-07) and Triple A Toledo (2008) prior to being named to his current position.

Chase received his bachelor's degree from Grand Valley State University in physical education with an emphasis on fitness and wellness.

He is a certified strength and conditioning specialist through the National Strength and Conditioning Association.





DOUG MIENTKIEWICZ

Toledo Manager

Mientkiewicz enters his second season as manager at Triple A Toledo, after spending the previous five seasons as a manager in the Minnesota Twins Minor League system.

He previously managed Single A Fort Myers from (2013-14, 17), where he guided the Miracle to back-to-back postseason appearances, including the Florida State League Championship in 2014, defeating Daytona in the series three games to one. He then managed Double A Chattanooga from (2015-16), leading the Lookouts to the Southern League Championship in 2015, defeating Biloxi in the series three games to two.

Mientkiewicz began his coaching career in 2012 in the Dodgers organization as the hitting coach for Rookie-level Ogden. Originally selected by the Minnesota Twins in the fifth round of the 1995 MLB First-Year Player Draft out of Florida State University, the former first baseman played parts of 12 seasons in the Majors with the Twins (1998-2004), Red Sox (2004), Mets (2005), Royals (2006), Yankees (2007), Pirates (2008) and Dodgers (2009).



RECORD AS A MANAGER

Year	Club	League	W	L	Pct.	Position
2013	Fort Myers	Florida State	79	56	.585	First/First
2014	Fort Myers	Florida State	82	57	.590	First/First
2015	Chattanooga	Southern	76	61	.555	First/Third
2016	Chattanooga	Southern	75	65	.536	Third/Fourth
2017	Fort Myers	Florida State	75	60	.556	Third/First
2018	Toledo	International	73	66	.536	First
MINOR LEAGUE TOTALS			460	365	.558	(Six Seasons)

MIKE HESSMAN

Toledo Hitting Coach

Hessman joins the Triple A Toledo coaching staff to serve as the hitting coach in 2019.

He previously served one season each in the same capacity at Double A Erie and Single A Connecticut, the later marking his first stint in a coaching capacity at any level.

Prior to coaching, Hessman set the Minor League career home run record at 433 with Toledo in 2015, the final season of his long playing career.

Hessman played parts of five seasons in the Major Leagues with three organizations, including the Atlanta Braves (2003-04), Tigers (2007-08), and New York Mets (2010). He hit 14 total home runs over 109 games in his Major League career.

Originally selected by the Braves in the 15th round of the 1996 MLB First-Year Player Draft, the baseball veteran spent a total of 19 seasons in the Minor Leagues at various levels. He spent the most time with Toledo during his Minor League career. Prior to being drafted, he attended Mater Dei High School in California.



JUAN NIEVES

Toledo Pitching Coach

Nieves joins the Tigers organization as the pitching coach at Triple A Toledo after serving three seasons in the same role with the Miami Marlins.

Prior to his time with Miami, he was the pitching coach for the Boston Red Sox (2013-2015) and bullpen coach for Chicago White Sox (2008-2012). For nine seasons he was a Minor League pitching instructor in the Chicago White Sox system (1999-2007) and was also with the New York Yankees for five seasons (1992-1996).

Originally signed by the Milwaukee Brewers in 1983, he later became the second-youngest player in Major League history to throw a no-hitter, completing the feat on April 15, 1987 against Baltimore. Over three seasons with the Brewers he posted a 32-25 record and 4.71 ERA (490.2IP/257ER), while striking out 352.

Prior to being signed, he attended Avon Old Farms High School (CT), where he posted a career 19-1 record with a 1.05 ERA.



BASILIO CABRERA

Toledo Coach

Cabrera enters his 35th season in the Tigers organization, his fourth as a coach at Triple A Toledo after eight seasons as a manager with the Gulf Coast League Tigers. He played in the Tigers system for seven years (1986-92), and the 2019 season marks his 27th as a Minor League coach.

Cabrera served as a coach for the Gulf Coast League Tigers in 2007, after spending the previous three seasons as a coach at Single A Oneonta (2004-06).

In 1993, Cabrera began his coaching career with Rookie-level Bristol. He spent one season each with Single A Fayetteville, the Gulf Coast League Tigers and Single A Lakeland, before returning to the Gulf Coast League in 1997. After three seasons (1997-99) with the Gulf Coast League Tigers, Cabrera spent four seasons as a coach at Lakeland (2000-03).

As a player, Cabrera collected a total of 113 stolen bases, highlighted by the 1989 season, when he swiped 45 bags. He played Double A ball in each of his last three active seasons as a player and retired following the 1992 campaign.





TOLEDO MUD HENS (AAA)

2018 INDIVIDUAL BATTING STATISTICS

--GAMES BY POSITION--

BATTERS	AVG	G	AB	R	H	2B	3B	HR	RBI	TB	BB	IBB	SO	SB	CS	OBP	SLG	OPS	SF	SAC	HBP	DP	1B	2B	3B	SS	OF	C	E
Adduci, Jim	.309	70	272	39	84	22	1	7	44	129	22	1	60	8	1	.358	.474	.832	2	0	0	5	10	0	0	0	48	0	4
Cameron, Dez	.211	15	57	8	12	4	1	0	6	18	2	0	15	2	2	.246	.316	.562	1	1	1	2	0	0	0	0	15	0	0
Candelario, Jeimer	.250	2	8	3	2	0	0	0	2	1	0	0	1	0	0	.333	.250	.583	0	0	0	0	0	0	2	0	0	0	0
Castro, Harold	.257	74	241	24	62	8	0	2	19	76	5	0	47	3	0	.270	.315	.586	2	3	0	8	0	12	30	22	7	0	18
Castro, Willi	.286	5	21	0	6	0	0	2	6	6	0	0	5	1	0	.286	.286	.571	0	0	0	0	0	0	0	0	5	0	0
Eaves, Kody	.160	22	75	7	12	4	1	0	4	18	6	1	21	0	0	.232	.240	.472	0	0	0	1	0	0	0	19	0	0	2
Espinal, Edwin	.242	100	335	38	81	8	0	6	24	107	40	1	65	0	0	.330	.319	.649	2	1	5	12	97	0	2	0	0	0	4
Gerber, Mike	.213	74	287	35	61	14	2	13	34	118	22	0	103	2	2	.277	.411	.688	1	2	4	2	0	0	0	0	67	0	0
Greiner, Grayson	.266	46	158	12	42	8	1	4	23	64	21	0	42	0	0	.350	.405	.755	1	0	0	2	0	0	0	0	0	44	1
Huffman, Chad	.268	85	291	40	78	17	1	12	40	133	33	0	78	0	1	.359	.457	.816	1	0	9	7	10	0	0	0	5	0	0
Jones, JaCoby	.083	3	12	1	1	0	0	0	0	1	0	0	3	0	0	.083	.083	.167	0	0	0	1	0	0	0	0	2	0	0
Kozma, Pete	.203	83	271	23	55	18	2	1	17	80	19	0	52	6	1	.260	.295	.555	3	0	3	5	0	8	10	64	1	0	3
Krivan, Jason	.250	106	368	49	92	19	2	8	55	139	46	1	67	4	0	.333	.378	.710	1	0	0	4	25	29	3	0	27	0	6
Lugo, Dawel	.269	123	509	56	137	26	3	5	59	178	9	0	66	12	4	.383	.350	.633	3	0	2	10	0	80	43	1	0	0	10
Machado, Dixon	.224	43	147	19	33	5	0	1	8	41	18	0	28	4	2	.321	.279	.600	0	3	3	1	0	16	0	25	0	0	2
Mahtook, Mikie	.251	72	283	40	71	12	6	11	35	128	25	2	82	6	4	.321	.452	.773	2	0	5	8	0	0	0	0	66	0	1
Martin, Leonys	.300	3	10	2	3	2	0	0	1	5	1	0	3	0	0	.417	.500	.917	0	0	1	0	0	0	0	0	2	0	0
Quintana, Gabriel	.133	4	15	1	2	2	0	0	2	4	0	0	5	0	0	.188	.267	.454	0	0	1	0	1	0	0	0	0	0	0
Robson, Jacob	.305	57	220	36	67	13	4	15	94	23	0	62	7	6	.369	.427	.796	1	1	0	3	0	0	0	0	0	55	0	1
Rodriguez, Herlis	.182	6	22	0	4	0	0	1	6	10	0	0	5	0	1	.182	.273	.455	0	0	0	0	0	0	0	0	4	0	0
Rodriguez, Ronny	.338	63	260	42	88	20	5	9	40	145	10	0	47	10	8	.365	.558	.923	2	1	2	2	0	1	34	26	4	0	7
Saltaalamacchia, Jarrad	.174	67	218	21	38	7	1	5	28	62	33	0	81	1	1	.285	.284	.569	1	0	1	5	0	0	0	0	0	63	4
Scivicque, Kade	.230	34	113	6	26	7	0	2	8	39	7	0	18	0	0	.285	.345	.630	1	1	2	3	0	0	0	0	0	34	3
Stewart, Christin	.264	122	444	69	117	21	3	23	77	213	67	2	108	0	0	.364	.480	.844	5	0	6	6	0	0	0	0	108	0	3
Wilson, Kenny	.176	10	34	5	6	0	0	2	2	12	3	0	11	0	0	.263	.353	.616	0	0	1	0	0	0	0	0	10	0	0
Team Total	.253	139	4671	57	1180	237	31	113	545	1818	413	8	1075	66	36	.318	.389	.707	29	13	47	86							76

2018 INDIVIDUAL PITCHING STATISTICS

PITCHERS	W	L	ERA	G	GS	CG	SHO	SV	SVO	IP	H	R	ER	HR	HB	BB	IBB	SO	BK	WP	AVG	AB	TBF	SF	GF	HLD	
Alcantara, Victor	5	2	2.81	29	1	0	0	3	4	51.1	52	20	16	3	2	7	0	47	0	1	.263	198	209	0	5	6	
Alexander, Tyler	3	6	4.79	17	15	0	0	0	0	92.0	120	58	49	9	3	13	0	60	0	0	.319	376	399	6	0	0	
Aumont, Phillippe	0	4	6.58	29	4	0	0	3	3	53.1	57	39	39	9	3	25	1	62	0	2	.277	206	239	2	9	2	
Barbato, Johnny	2	3	1.45	33	2	0	0	0	12	37.1	25	10	6	1	1	10	0	37	0	1	.191	131	145	1	25	3	
Bell, Chad	0	0	4.35	4	3	0	0	0	0	10.1	8	5	5	3	0	4	0	7	0	0	.205	39	43	0	0	0	
Carpenter, Ryan	2	8	5.07	14	14	0	0	0	0	76.1	96	46	43	8	3	21	0	73	0	3	.309	311	343	5	0	0	
Cervenka, Hunter	3	2	2.36	24	0	0	0	0	3	26.2	21	10	7	2	4	8	1	31	0	0	.219	96	111	2	9	1	
Chapman, Kevin	0	0	3.45	14	0	0	2	3	15.2	12	7	6	2	2	10	0	13	0	0	0	.231	52	67	1	6	2	
Coleman, Louis	0	0	2.40	13	0	0	0	2	8	35.0	8	4	4	1	0	5	0	15	0	0	.157	51	57	1	11	1	
Comer, Kevin	3	1	3.86	48	1	0	0	4	5	56.0	56	24	24	5	3	20	1	57	0	1	.260	215	242	3	16	8	
Dowdy, Kyle	5	4	4.47	11	9	0	0	0	0	54.1	61	27	27	2	3	3	21	0	44	0	4	.290	210	235	1	1	0
Funkhouser, Kyle	0	2	6.23	2	2	0	0	0	0	8.2	8	6	6	0	0	10	0	7	0	0	.258	31	41	0	0	0	
Gutierrez, Alfred	0	0	72.00	1	0	0	0	0	1.0	7	8	8	3	0	0	0	0	0	0	0	.636	11	11	0	0	0	
Hall, Matt	4	0	2.67	10	10	0	0	0	0	57.1	46	18	17	1	1	20	0	59	0	0	.219	210	234	3	0	0	
Hardy, Blaine	3	0	1.03	9	4	0	0	0	0	26.1	14	3	3	0	0	4	0	34	0	1	.156	90	94	0	0	2	
Houston, Zac	0	1	1.18	33	0	0	0	10	12	38.0	20	5	5	2	2	16	0	55	0	2	.156	128	146	0	18	3	
Kozma, Pete	0	0	9.00	1	0	0	0	0	0	1.0	2	1	1	0	0	1	0	0	0	0	.400	5	6	0	1	0	
Ladwig, A.J.	6	4	6.19	16	14	0	0	0	0	80.0	104	57	55	16	3	13	0	50	0	3	.319	326	349	5	1	0	
Lewicki, Artie	5	6	4.67	12	12	0	0	0	0	61.2	64	32	32	5	1	16	0	55	0	0	.270	237	257	2	0	0	
Liriano, Francisco	0	1	18.00	1	1	0	0	0	0	4.0	11	8	8	2	2	0	0	7	0	0	.500	22	24	0	0	0	
Montgomery, Mark	0	1	1.98	12	0	0	0	0	0	13.2	17	6	3	0	0	8	1	17	0	1	.293	58	66	0	4	0	
Norris, Daniel	0	0	2.25	1	1	0	0	0	0	4.0	3	1	1	0	0	1	0	4	0	0	.214	14	15	0	0	0	
Reiningger, Zac	5	1	2.63	37	0	0	0	6	6	51.1	46	18	15	3	2	16	0	53	0	2	.236	195	215	2	16	4	
Russell, James	0	1	15.00	2	0	0	0	0	0	3.0	5	5	5	1	0	1	0	2	0	0	.385	13	15	0	0	0	
Saupold, Warwick	3	2	4.89	15	8	0	0	0	0	53.1	59	30	29	6	4	17	0	43	0	1	.278	212	234	1	1	0</	



MIKE RABELO

Erie Manager

Rabelo enters his first season as the manager at Double A Erie after managing each of the last two seasons at Single A Lakeland and Single A West Michigan, respectively. The 2019 campaign marks his ninth season in the Tigers organization.

His fifth season as a manager in the system, Rabelo's teams have posted just one sub-.500 season, and have accumulated four first/second place finishes. The 2017 Midwest League Manager of the Year helped guide the Whitecaps to a Midwest League-best 91 wins, marking the second time in West Michigan's 24-year history they won 90-plus games.

Rabelo previously spent three seasons as the manager at Single A Connecticut (2015-16), leading the Tigers to a playoff berth in 2014, which marked his first managerial stint at any level. Prior to his manager role, Rabelo served as a coach on the Connecticut staff for two seasons (2012-13).

He played professionally for 10 seasons after being selected by the Tigers in the fourth round of the 2001 MLB First-Year Player Draft. Rabelo saw action at the Minor League level with both the Tigers (2001-06, 2010) and Florida Marlins (2008-09).

Rabelo spent parts of three seasons at the Major League level with the Tigers (2006-07) and Marlins (2008), seeing action in 86 games.



RECORD AS A MANAGER

Year	Club	League	W	L	Pct.	Position
2014	Connecticut Tigers	New York-Penn	42	34	.553	Second
2015	Connecticut Tigers	New York-Penn	35	38	.479	Third
2016	Connecticut Tigers	New York-Penn	41	35	.539	Second
2017	West Michigan Whitecaps	Midwest	91	45	.669	First/First
2018	Lakeland Flying Tigers	Florida State	72	61	.541	Second/Second
MINOR LEAGUE TOTALS			281	213	.569	(Five Seasons)

BRIAN HARPER


Erie Hitting Coach

Harper joins the coaching staff at Double A Erie as the hitting coach, marking his third season in the Tigers organization after working the previous two years in the same capacity at Triple A Toledo.

Harper previously served as hitting coach for four seasons with Triple A Iowa in the Cubs organization. He spent six total seasons in the Cubs organization, managing Single A Daytona in 2012 and Double A Tennessee in 2011. He led Tennessee to the Southern League championship round in 2011.

In addition to the Cubs, he also managed in the Angels (2001-07) and Giants (2010) organizations. He led his clubs to the playoffs four times, including 2006-07 with Triple A Salt Lake and 2010 with Single A San Jose.

The former catcher played 16 seasons in the Major Leagues (1979-95). He hit .295/.329/.419 with 63 home runs and 423 RBI in 1,001 games with the California Angels (1979, 1981), Pirates (1982-84), Cardinals (1985), Tigers (1986), Athletics (1987, 1995), Twins (1988-94) and Brewers (1994).



MARK JOHNSON

Erie Pitching Coach

Johnson joins the Double A Erie staff as pitching coach in 2019, after serving in the same capacity with Single A Lakeland for the last two seasons. It will mark his 13th season with the Tigers organization.

Prior to being named the pitching coach for Lakeland, he served two seasons in the same capacity at Single A West Michigan (2015-16), and was previously the pitching coach at Single A Connecticut for two seasons (2013-14).

He spent five seasons as the pitching coach in his first stint with West Michigan (2008-12). He served as the pitching coach with Single A Oneonta during the 2007 season, marking his first professional coaching assignment.

A first-round selection by the Houston Astros in the June 1996 draft, Johnson pitched nine seasons with the Astros (1997), Florida Marlins (1998), New York Yankees (1999), Tigers (2000-03, 2005), Milwaukee Brewers (2002) and Los Angeles Dodgers (2004) organizations.

Johnson's lone Major League experience was nine appearances during the 2000 season with the Tigers.



SANTIAGO GARRIDO

Erie Coach

Garrido returns to the coaching staff at Double A Erie, his second season in the role after transitioning to coaching following the 2017 season.

He appeared in 13 games between Erie and Single A Lakeland in his final season, compiling a 1-1 record, including one save with a 5.76 ERA (25.0IP/16ER) and 26 strikeouts.

Garrido played 10 Minor League seasons with three organizations, including Kansas City (2007-13), Tampa Bay (2014) and Detroit (2016-17), and compiled a 18-32 record, 17 saves, a 4.54 ERA (513.0IP/259ER) and 397 strikeouts.

The Higuay, DR native was originally signed by the Royals as a non-drafted free agent on January 26, 2007.





ERIE SEAWOLVES (AA)

2018 INDIVIDUAL BATTING STATISTICS

--GAMES BY POSITION--

BATTERS	AVG	G	AB	R	H	2B	3B	HR	RBI	TB	BB	IBB	SO	BS	CS	OBP	SLG	OPS	SF	SAC	HBP	DP	1B	2B	3B	SS	OF	C	E	
Alcántara, Sergio	.271	120	442	53	120	18	3	1	37	147	42	0	95	8	5	.335	.333	.667	2	7	1	10	0	20	0	93	0	18		
Cameron, Daz	.285	53	200	32	57	12	5	5	35	94	25	0	53	12	5	.367	.470	.837	0	0	1	12	0	0	0	49	0	1		
Castro, Harold	.282	29	110	10	31	5	0	0	10	36	4	0	21	2	1	.310	.327	.638	1	0	1	4	0	14	8	1	5	0	1	
Castro, Willi	.324	26	105	12	34	9	2	4	13	59	6	0	25	4	1	.366	.562	.928	0	2	1	2	0	9	0	10	0	2		
Eaves, Kody	.209	71	254	35	53	13	4	4	21	80	34	2	67	3	3	.297	.315	.612	5	2	0	1	0	4	40	0	0	10		
Fiocciolo, Dominic	.268	97	366	50	98	15	1	8	56	139	43	1	117	8	7	.348	.380	.728	4	0	4	8	56	0	2	0	28	0	5	
Gibson, Cam	.250	48	152	26	38	7	2	4	28	61	19	0	43	6	2	.330	.401	.731	4	3	1	1	0	0	0	47	0	3		
Lester, Josh	.259	127	464	71	120	22	3	21	75	211	61	4	118	1	0	.346	.455	.800	8	0	5	11	66	0	60	0	0	14		
Maddox, Will	.300	102	397	59	119	17	5	4	41	158	24	2	67	7	7	.342	.398	.740	5	4	4	8	1	84	0	0	0	14		
Montgomery, Troy	.249	64	209	30	52	7	3	1	14	68	34	1	61	9	3	.355	.325	.680	1	1	1	3	0	0	0	0	64	2	0	
Paredes, Isaac	.321	39	131	20	42	9	0	3	22	60	19	1	22	1	0	.406	.458	.864	3	0	2	0	0	2	18	15	0	8		
Perez, Arvictan	.256	11	39	1	10	1	0	0	3	11	0	0	8	0	1	.256	.282	.538	0	2	0	1	0	0	0	0	11	1	1	
Quintana, Gabriel	.182	35	137	17	25	2	0	4	12	39	8	0	54	0	0	.243	.285	.528	0	0	3	1	6	0	1	0	0	1	1	
Robson, Jacob	.286	67	262	46	75	16	3	7	32	118	39	2	78	11	4	.382	.450	.832	1	7	2	1	0	0	0	0	66	0	1	
Rodriguez, Herlis	.194	24	72	7	14	5	0	0	7	19	4	0	12	4	3	.241	.264	.504	2	3	1	0	9	0	0	13	0	1	1	
Rogers, Jake	.219	99	352	57	77	15	1	17	56	145	41	0	112	7	1	.305	.412	.717	7	2	6	8	1	84	0	0	0	98	5	0
Salter, Blaise	.191	12	47	2	9	1	0	1	9	13	0	0	15	0	0	.188	.277	.464	1	0	0	3	8	0	0	0	0	1	1	
Scivicque, Kade	.294	10	34	2	10	1	0	0	6	11	3	0	7	0	0	.333	.324	.657	2	0	0	1	0	0	0	0	10	1	1	
Sedio, Chad	.255	48	165	21	42	8	1	2	23	58	13	0	46	1	0	.326	.358	.678	3	0	6	1	1	0	1	1	36	0	1	
Simcox, A.J.	.205	51	166	22	34	4	2	2	20	48	12	1	45	3	2	.261	.289	.550	1	3	1	3	0	13	15	22	0	0	8	
Thole, Josh	.238	21	63	11	15	1	0	1	10	19	8	0	14	1	0	.320	.302	.622	3	1	1	2	0	0	0	0	21	1	1	
Wilson, Kenny	.278	31	108	15	30	4	3	0	14	40	18	0	36	10	4	.377	.370	.747	3	0	1	3	0	0	0	0	29	2	0	
Woodrow, Daniel	.313	92	342	48	107	13	3	3	37	135	31	1	71	19	13	.369	.395	.764	6	5	3	5	0	0	0	0	89	0	2	
Team Total	.263	140	4617	647	1212	205	38	92	581	1769	488	15	1187	11862	.335	.383	.718	62	42	45	89									120

2018 INDIVIDUAL PITCHING STATISTICS

PITCHERS	W	L	ERA	G	GS	CG	SHO	SV	SVO	IP	H	R	ER	HR	HB	BB	IBB	SO	BK	WP	AVG	AB	TBF	SF	GF	HLD
Alexander, Tyler	3	2	3.75	9	9	0	0	0	0	48.0	64	22	20	7	2	9	0	35	0	1	.325	197	212	3	0	0
Aumont, Phillippe	0	0	0.00	2	0	0	0	0	0	3.0	1	0	0	0	0	1	0	2	0	0	.111	9	10	0	0	2
Baez, Sandy	1	9	5.64	33	15	0	0	1	1	103.2	114	71	65	19	4	46	0	86	1	8	.284	401	456	5	6	0
Binford, Christian	0	0	3.86	7	2	0	0	0	0	21.0	27	10	9	1	0	1	0	22	0	0	.300	90	92	1	1	1
Blackwood, Nolan	0	1	4.50	6	0	0	0	0	0	8.0	7	4	4	2	0	3	0	7	0	0	.241	29	32	0	1	1
Breto, Liarvis	2	3	3.82	9	5	0	0	0	0	30.2	34	15	13	2	2	6	0	31	0	1	.276	123	132	1	1	0
Burrows, Beau	10	9	4.10	26	26	0	0	0	0	134.0	126	66	61	12	8	56	0	127	0	7	.251	501	571	4	0	0
Carlton, Drew	0	0	1.64	5	0	0	0	0	0	11.0	11	3	2	0	1	1	0	11	0	0	.275	40	44	2	2	2
Castro, Anthony	0	0	8.10	3	3	0	0	0	0	10.0	8	10	9	1	3	12	0	4	0	2	.229	35	51	1	0	0
Cervenka, Hunter	0	0	0.00	3	0	0	0	0	0	5.2	2	0	0	0	0	2	0	4	0	0	.111	18	20	0	0	0
Dowdy, Kyle	3	4	5.09	13	5	0	0	2	2	40.2	43	23	23	6	1	11	0	48	0	5	.276	156	174	3	3	0
Ecker, Mark	4	6	3.66	44	0	0	0	1	5	59.0	44	30	24	7	2	31	1	51	0	9	.212	208	249	5	19	7
Faedo, Alex	3	6	4.95	12	12	0	0	0	0	60.0	54	37	33	15	2	22	0	59	0	1	.239	226	254	4	0	0
Funkhouser, Kyle	4	5	3.74	17	0	0	0	0	0	89.0	88	42	37	10	3	39	0	89	1	6	.266	341	380	5	0	0
Gutierrez, Alfred	2	3	6.09	7	7	0	0	0	0	34.0	48	24	23	3	2	15	0	32	1	1	.329	146	163	0	0	0
Hall, Matt	5	2	1.58	27	4	0	0	0	0	57.0	33	16	10	1	3	25	1	76	0	1	.165	200	230	0	2	6
Houston, Zac	1	1	2.60	13	0	0	0	0	0	17.1	8	5	5	1	1	9	0	25	0	0	.136	59	70	1	6	1
Ladwig, A.J.	4	2	2.68	9	9	0	0	0	0	53.2	51	19	16	2	1	12	0	48	1	1	.255	200	217	4	0	0
Maddox, Will	0	0	0.00	1	0	0	0	0	0	1.0	1	0	0	0	0	0	0	0	0	0	.250	4	4	0	1	0
Manning, Matt	0	1	4.22	2	2	0	0	0	0	10.2	11	6	5	0	1	4	0	13	1	1	.282	39	46	0	0	0
Moreno, Gerson	0	1	5.29	14	0	0	0	1	1	17.0	17	11	10	2	1	14	0	21	0	4	.266	64	80	1	6	1
Navilhon, Joe	-2	3	3.89	24	1	0	0	0	0	37.0	39	23	16	6	1	9	0	46	0	3	.265	147	159	1	6	2
Perez, Fernando	0	0	10.03	8	0	0	0	0	0	11.2	18	14	13	3	3	10	0	6	0	2	.360	50	65	2	3	1
Ravenelle, Adam	0	0	4.05	13	0	0	0	0	0	20.0	19	10	9	3	0	11	0	15	0	1	.253	75	87	1	4	0
Schreiber, John	3	7	2.48	49	0	0	0	18	23	58.0	47	25	16	2	4	19	5	59	0	3	.224	210	238	3	38	2
Schwaab, Andrew	0	0	5.87	7	0	0	0	0	0	7.2	13	5	5	1	0	3	0	6	0	1	.371	35	38	0	3	0
Spomer, Kurt	3	0	4.18	28	0	0	0	1	2	32.1	39	20	15	1	2	10	0	18	0	0	.302	129	144	1	10	2
Szkutnik, Trent	4	2	3.43	34	0	0	0	1	4	44.2	44	22	17	4	2	18	0	51	0	6	.251	175	197	2	7	4
Tepesch, Nick	0	0	8.22	4	0	0	0	0	0	7.2	12	7	7	0	1	4	0	4	0	0	.353	34	39	0	1	1
Thielbar, Caleb	3	0	1.42	27	0	0	0	0	2	38.0	28	7	6	1	0	3	0	40	0	1	.201	139	144	1	11	3
Thompson, Jeff	0	1	5.29	14	0	0	0	0	0	17.0	24	13	10	3	0	13	0	17	0	2	.329	73	87	1	4	1
Turley, Josh	1	0	6.14	2	1	0	0	0	0	7.1	7	6	5	1	2	3	0	6	0	0	.241	29	34	0	0	0
Turnbull, Spencer	4	7	4.47	19	19	1	1	0	0	98.2	92	50	49	4	7	40	0	105	1	10	.248	371	421	3	0	0
Watkins, Spenser	1	2	5.40	3	3	0	0	0	0	15.0	16	9	9	1	0	7	0	18	0	0	.262	61	68	0	0	0
Team Total	63	77	4.06	140	140	1	10	25	45	1509	1190	625	546	121	59	469	7	1182	6	77	.258	4604				



ANDREW GRAHAM

Lakeland Manager

Graham returns to the Single A Lakeland staff, marking his second stint as manager of the Flying Tigers after leading the club to a 62-66 record in 2017. Last season he served as the manager at Double A Erie, after three seasons as the manager at Single A West Michigan (2014-2016). This campaign will mark his 11th with the Tigers organization.

In 2016, his Whitecaps advanced to the Midwest League Eastern Division Championship Series after posting a 71-65 record, finishing third in the Eastern Division.

He guided the Whitecaps to the Midwest League's championship in 2015. In his first season as manager at West Michigan, he led the Whitecaps to their first playoff berth since 2010. He previously served three seasons as manager at Single A Connecticut.

He served as a coach with the Gulf Coast League Tigers in both 2009 and 2010, in addition to serving as the organization's Minor League catching coordinator in 2010.

Selected by the Tigers in the 19th round of the 2003 MLB First-Year Player Draft, he spent six seasons (2003-08) in the club's Minor League system as a catcher.

Graham saw action with Australia during the World Baseball Classic in both 2006 and 2009. He batted .364 (4x11) with three RBI in three games for Australia in 2009. He served as a coach for Australia in the 2017 World Baseball Classic.



RECORD AS A MANAGER

Year	Club	League	W	L	Pct.	Position
2011	Connecticut Tigers	New York-Penn	39	35	.527	t-First
2012	Connecticut Tigers	New York-Penn	35	40	.467	Third
2013	Connecticut Tigers	New York-Penn	33	42	.440	Third
2014	West Michigan Whitecaps	Midwest	82	48	.586	First/Second
2015	West Michigan Whitecaps	Midwest	75	64	.540	Sixth/Second
2016	West Michigan Whitecaps	Midwest	71	65	.522	Third
2017	Lakeland Flying Tigers	Florida State	62	66	.484	Fifth/Third
2018	Erie SeaWolves	Eastern	63	77	.450	t-Fifth
MINOR LEAGUE TOTALS			460	437	.513	(Eight Seasons)

TIM GARLAND

Lakeland Hitting Coach


Garland returns for his third season in the Tigers organization as the hitting coach at Single A Lakeland.

He was most recently the developmental specialist for one season with Single A Quad Cities in the Houston Astros organization in 2015. In his position as developmental specialist, he focused on the development of the River Bandits outfielders, as well as baserunning for all the players on the club.

Prior to his position as the developmental specialist, he spent two seasons as the hitting coach at Double A Corpus Christi, also in the Astros organization.

Before joining the Astros, Garland served as hitting coach for Double A Midland of the Oakland Athletics organization for two seasons (2011-12). He made his coaching debut in 2006 with Class A Kane County, later serving as hitting coach at Single A Stockton from 2007-10.

He was originally drafted by the New York Yankees in the June 1989 draft out of Pensacola Junior College, owning a career .281 batting average in 1,356 Minor League career games. In addition to the Yankees system, he spent time in the Giants, Orioles and Athletics organizations.



JORGE CORDOVA

Lakeland Pitching Coach

Cordova returns to the staff at Single A Lakeland, marking his 14th season as a coach in the Tigers organization.

He previously spent the last two seasons as the pitching coach with Single A West Michigan, following one season with the Flying Tigers in 2016. Additionally, he was the pitching coach for the Gulf Coast League Tigers in 2014. He spent the previous four seasons as the pitching coach with the organization's affiliate in the New York-Penn League, serving one season with Single A Oneonta (2009) and three seasons with Single A Connecticut (2010-12).

He served as the pitching coach with the Venezuelan Summer League Tigers during each of his first three seasons (2006-08) with the organization.

Cordova pitched for eight seasons at the Minor League level with the New York Yankees (1996), Florida Marlins (1998-2000), Cincinnati Reds (2000-02) and Tigers (2003-04). He compiled a 44-26 record and 3.30 ERA in 234 outings during his career.



FRANCISCO CONTRERAS

Lakeland Coach

Contreras returns to the Lakeland staff after previously serving as the hitting coach for the Gulf Coast League Tigers West, which marked his first season in any coaching capacity.

He spent the 2016 season as a player-coach for Single A West Michigan, and played six seasons in the Tigers Minor League system, spending four years with the Dominican Summer League Tigers (2010-14) and two years with West Michigan (2014-15). He batted .231/.300/.318 over 377 career games in the Tigers system.

The Santo Domingo, DR native was originally signed by the Tigers as a non-drafted free agent on October 22, 2009.





LAKELAND FLYING TIGERS (A)

2018 INDIVIDUAL BATTING STATISTICS

--GAMES BY POSITION--

BATTERS	AVG	G	AB	R	H	2B	3B	HR	RBI	TB	BB	IBB	SO	CS	OBP	SLG	OPS	SF	SAC	HBP	DP	1B	2B	3B	SS	OF	C	E	
Athmann, Austin	.243	76	276	23	67	11	1	0	29	80	17	0	63	1	0	.298	.290	.588	1	0	5	4	0	0	0	0	72	6	
Azocar, Jose	.290	82	300	34	87	14	3	1	34	110	9	0	64	5	2	.308	.367	.675	7	0	2	13	0	0	0	0	70	2	
Baum, Cole	.186	12	43	4	8	2	0	0	3	10	1	0	8	0	1	.205	.233	.437	0	0	0	1	0	0	0	0	3	0	
Brinkman, Clark	.136	6	22	3	3	0	1	2	5	11	1	0	8	0	0	.208	.500	.708	0	1	1	5	0	0	0	0	6	0	
Burch, Luke	.300	67	257	31	77	10	0	0	27	87	14	1	75	12	5	.337	.339	.676	1	5	1	2	0	0	0	51	4		
Burdeaux, Dylan	.245	102	364	49	89	16	2	6	43	127	26	0	95	4	2	.302	.349	.650	3	0	5	11	82	0	0	0	0	4	
Cameron, Daz	.259	58	216	35	56	9	3	3	20	80	25	0	69	10	4	.346	.790	.716	1	0	4	3	0	0	0	56	0		
Clemens, Kody	.238	11	42	6	10	2	0	1	3	15	2	0	12	1	0	.283	.357	.640	1	0	1	1	0	11	0	0	0	0	
Deatherage, Brock	.333	12	45	12	15	1	1	1	5	21	6	1	13	4	0	.404	.467	.871	1	0	0	0	0	0	0	11	0		
Escobar, Elys	.143	3	7	0	1	0	0	0	1	1	0	0	5	0	0	.333	.143	.476	0	0	1	0	0	0	0	0	3	1	
Gibson, Cam	.240	66	229	32	55	7	3	4	24	80	36	0	61	16	6	.354	.349	.704	1	3	5	0	0	0	0	49	0		
Hill, Derek	.239	106	343	45	82	9	3	4	33	109	33	0	109	35	12	.307	.318	.625	1	5	1	6	0	0	0	101	0		
Montgomery, Troy	.336	39	131	16	44	9	0	1	19	56	25	0	2	5	5	.434	.427	.861	3	1	0	0	0	0	0	35	0		
Paredes, Isaac	.259	84	301	50	78	19	2	12	48	137	32	0	54	1	0	.338	.455	.793	6	1	7	9	0	22	3	59	0		
Pereira, Anthony	.201	58	194	19	39	7	3	3	17	61	16	0	60	0	1	.264	.314	.579	1	1	1	3	0	41	8	9	0	11	
Peterson, Cole	.220	38	141	14	31	6	0	0	12	37	6	0	22	7	0	.253	.262	.516	2	3	1	1	0	13	5	20	0	1	
Pinero, Daniel	.263	119	414	66	109	26	1	9	59	164	54	1	81	5	0	.352	.396	.748	8	0	7	8	19	0	65	30	2	9	
Rodriguez, Herlis	.250	7	24	5	6	0	1	0	3	8	3	1	6	0	0	.333	.333	.667	0	0	0	0	2	0	0	0	2	0	
Salter, Blaise	.294	28	109	7	32	6	2	3	20	51	2	1	20	0	0	.322	.468	.790	1	0	3	3	20	0	0	0	0	3	
Scivicque, Kade	.277	23	83	12	23	5	0	2	11	34	10	0	15	0	0	.351	.410	.761	1	0	0	4	0	0	0	0	0	17	2
Sedio, Chad	.287	55	216	31	62	9	2	2	32	81	11	1	36	1	1	.347	.722	.4	0	11	6	1	15	21	0	8	0	6	
Shepherd, Zac	.189	62	190	27	36	13	2	5	25	68	28	0	90	0	0	.307	.358	.665	2	0	5	2	10	17	28	0	0	9	
Simcox, A.J.	.235	39	136	17	32	1	4	2	22	47	15	0	34	3	0	.305	.346	.651	3	1	0	2	0	13	5	17	0	3	
Stormes, Andres	.176	48	153	18	27	3	1	0	11	32	6	0	39	1	0	.227	.209	.436	0	2	4	0	0	0	0	0	0	44	8
Valente, John	.571	2	7	0	4	0	0	0	0	4	0	0	1	0	0	.571	.571	1.143	0	0	0	0	0	2	0	0	0	0	0
Verdon, Jordan	.143	2	7	0	1	0	0	0	0	1	1	0	1	0	0	.250	.143	.393	0	0	0	0	1	0	0	0	0	0	0
Wilson, Kenny	.333	6	18	4	6	4	0	1	3	13	4	0	5	2	0	.478	.722	1.200	0	0	1	1	0	0	0	4	0	0	
Woodrow, Daniel	.381	5	21	5	8	1	0	0	1	9	1	0	5	4	1	.409	.429	.838	0	0	0	0	0	0	0	0	5	0	0
Team Total	.254	133	4289	565	1088	190	35	62	509	1534	385	6	1078	11740	.321	.358	.679	48	23	66	85							99	

2018 INDIVIDUAL PITCHING STATISTICS

PITCHERS	W	L	ERA	G	GS	CG	SHO	SV	SVO	IP	H	R	ER	HR	HB	BB	IBB	SO	BK	WP	AVG	AB	TBF	SF	GF	HLD	
Barbato, Johnny	0	0	40.50	1	0	0	0	0	0	0.2	1	3	3	0	0	0	0	0	0	0	0	.333	3	5	0	0	0
Belisario, Johan	0	0	0.00	1	0	0	0	0	0	3.0	1	0	0	0	0	0	0	3	0	0	.100	10	10	0	1	0	
Breto, Liarrvis	3	2	2.61	10	3	0	0	0	0	31.0	24	11	9	1	2	12	0	42	0	2	.214	112	129	2	4	0	
Briceño, Endrys	0	1	6.75	1	1	0	0	0	0	4.0	7	7	3	0	1	3	0	2	0	0	.350	20	24	0	0	0	
Carleton, Drew	4	2	2.38	34	0	0	0	9	12	56.2	46	19	15	0	1	11	1	57	0	0	.217	212	226	2	23	3	
Carpenter, Ryan	0	0	3.00	1	1	0	0	0	0	3.0	4	2	1	1	0	1	0	1	0	0	.333	12	14	1	0	0	
Castro, Anthony	9	4	2.93	22	20	2	0	0	0	116.2	112	42	38	8	12	43	0	101	3	6	.253	443	501	2	0	0	
Cervenka, Hunter	0	0	0.00	2	0	0	0	0	0	3.1	1	0	0	0	0	0	0	5	0	2	.091	11	11	0	0	0	
Crosby, Drew	0	0	13.50	1	0	0	0	0	0	2.0	6	3	3	1	0	0	0	2	0	0	.545	11	11	0	0	0	
de Blok, Tom	4	4	5.98	11	11	0	0	0	0	55.2	65	38	37	7	4	20	0	41	0	1	.293	222	250	2	0	0	
DeCaster, Ethan	0	0	0.00	1	0	0	0	0	0	2.1	1	0	0	0	0	2	0	4	0	0	.125	8	10	0	0	0	
Faedo, Alex	2	4	3.10	12	0	0	0	0	0	61.0	49	25	21	3	4	13	0	51	4	0	.217	226	246	3	0	0	
Fulmer, Michael	0	0	0.00	2	2	0	0	0	0	6.0	1	0	0	0	0	0	0	11	0	1	.053	19	19	0	0	0	
Gutierrez, Alfred	2	4	2.42	23	11	0	0	3	4	74.1	50	23	20	3	1	27	0	78	0	4	.189	264	296	1	4	4	
Guzman, Carlos	0	0	0.00	1	0	0	0	0	0	1.0	0	0	0	0	0	0	0	2	0	0	.000	3	3	0	1	0	
Hill, Evan	0	2	4.60	13	0	0	0	1	3	15.2	18	10	8	3	0	5	0	16	0	0	.290	62	69	0	4	4	
Idrogo, Eudis	4	3	4.50	21	5	0	0	2	2	68.0	72	45	34	7	1	15	1	42	0	0	.274	263	283	1	6	1	
Jimenez, Eduardo	3	4	3.42	40	0	0	0	15	17	50.0	62	22	19	3	1	20	3	51	1	4	.301	206	229	1	34	3	
Manning, Matt	4	4	2.98	9	9	0	0	0	0	51.1	32	17	17	4	1	19	0	65	0	2	.176	182	205	2	0	0	
Mize, Casey	0	1	4.63	4	4	0	0	0	0	11.2	13	6	6	2	2	2	0	10	0	0	.295	44	48	0	0	0	
Navilhon, Joe	1	3	1.72	12	0	0	0	2	2	15.2	13	6	3	0	1	2	0	21	0	1	.224	58	63	1	9	1	
Norris, Daniel	0	0	3.00	1	1	0	0	0	0	3.0	2	1	1	0	0	2	0	4	0	0	.182	11	13	0	0	0	
Perez, Fernando	5	1	2.95	29	1	0	0	1	5	55.0	49	20	18	0	1	21	1	63	0	5	.239	205	228	0	6	7	
Perez, Franklin	0	1	7.94	4	4	0	0	0	0	11.1	15	10	10	2	0	8	0	9	0	0	.341	44	54	2	0	0	
Pinto, Wladimir	3	2	6.75	25	0	0	0	0	2	33.1	26	25	25	5	3	21	1	47	0	10	.213	122	150	2	4	5	
Schmidt, Clate	0	0	2.45	2	0	0	0	0	0	3.2	4	1	1	0	0	0	0	3	0	0	.267	15	15	0	1	1	
Sittinger, Brandyn	0	0	1.80	10	0	0	0	1	1	15.0	12	3	3	0	0	12	0	21	0	1	.211	57	70	0	3	1	
Sodders, Austin	3	2	4.05	8	8	0	0	0	0	46.2	36	22	21	4	0	8	0	41	0	0	.213	169	181	3	0	0	
Soto, Gregory	8	8	4.45	25	23	0	0	0	0	113.1	101	67	56	4	11	70	0	115	2	13	.235	430	517	6	1	0	
Stormes, Andres	0	0	18.00	1	0	0	0	0	0	1.0	1	2	2	1	0	1	0	0	0	0	.250	4	5	0	1	0	
Szcutnik, Trent	2	2	0.53	10	0	0	0	0	0	17.0	13	3	1	0	1	1	10	0	1	1	.228	57	62	1	5	1	
Teakell, Trey	1	2	6.43	7	0	0	0	1	1	14.0	16	1															



LANCE PARRISH

West Michigan Manager

The former Tigers catcher and coach returns for his second season as manager for Single A West Michigan in 2019, after leading the Whitecaps to a 69-70 record and a playoff berth last season.

His other stints in a coaching capacity with the organization include manager at Double A Erie for four seasons, Tigers Major League bullpen coach (2000, 2003-05) and third base coach (1999, 2001).

Prior to being named the Tigers bullpen coach in 2003, he served as a color analyst for Detroit's games on UPN-50 for one season.

Before taking a break from baseball, he managed the Ogden Raptors of the Pioneer League (2006) and was named inaugural manager of the Great Lake Loons of the Midwest League (2007).

He coached with the Dodgers Double A San Antonio affiliate in 1997 and the first half of 1998 and was named manager on June 28, 1998 when Ron Roenicke was promoted to Triple A manager. The team proceeded to lose in the first round of the Texas League playoffs (3-2 to Wichita). He spent the 1996 season as the Royals roving catching instructor.

Prior to his coaching career, he played for the Tigers from 1977-1986 after being selected as Detroit's first pick (16th overall) in the June 1974 draft. In addition to three Gold Gloves (1983-85), he won the Silver Slugger Award at catcher six times (1980, 1982-84, 1986, 1990). The eight-time All-Star (1980, 1982-86, 1988, 1990) spent a total of 19 seasons at the Major League level with the Tigers, California Angels (1989-1992), Seattle Mariners (1992), Cleveland Indians (1993), Pittsburgh Pirates (1994) and Toronto Blue Jays (1995). He retired after the 1995 season with Toronto.

His son, David, also a catcher, was a first-round selection (28th overall) of the New York Yankees in the 2000 MLB First-Year Player Draft and his other son, Matthew, spent two seasons as an outfielder in the Tigers organization.



RECORD AS A MANAGER

Year	Club	League	W	L	Pct.	Position
1998	San Antonio Missions	Texas	23	36	.390	Fourth - 2nd Half
2006	Ogden Raptors	Pioneer	37	39	.487	Third
2007	Great Lakes Loons	Midwest	57	82	.410	Fifth
2014	Erie SeaWolves	Eastern	71	71	.500	Fourth
2015	Erie SeaWolves	Eastern	64	78	.451	Sixth
2016	Erie SeaWolves	Eastern	62	79	.440	t-Fourth
2017	Erie SeaWolves	Eastern	65	75	.464	Fourth
2018	West Michigan Whitecaps	Midwest	69	70	.496	Third/Fourth
MINOR LEAGUE TOTALS			448	530	.458	(Eight Seasons)

JOHN VANDER WAL

West Michigan Hitting Coach

Vander Wal will serve as the hitting coach with Single A West Michigan in 2019 after serving as a coach on the staff last season. Prior to his time with West Michigan he spent four seasons as a scout with the Arizona Diamondbacks.

Before joining the Diamondbacks, he served as a scout for the San Diego Padres from (2009-14).

Vander Wal was a third round pick in the 1987 draft out of Western Michigan University, and played 14 Major League seasons with the Expos (1991-93), Rockies (1994-98), Padres (1998-99), Pirates (2000-01), Giants (2001), Yankees (2002), Brewers (2003) and Reds (2004) and hit .261/.351/.441 with 97 home runs and 430 RBI in 1,372 games.

He was inducted into the Western Michigan University Broncos Hall of Fame in 2003 and Grand Rapids Hall of Fame in 2005.



WILLIE BLAIR

West Michigan Pitching Coach

Blair, a former Tigers pitcher, will enter his fourth season as a coach in the Tigers organization and serve as the pitching coach at Single A West Michigan. Prior to his time with the Tigers he spent three seasons as the Major League bullpen coach with the San Diego Padres.

He originally joined the Padres organization as the pitching coach for Single A Fort Wayne from 2011-12. Under his guidance, two TinCaps pitchers set single-season ERA records.

Prior to his time with the Padres, Blair served as pitching coach for the Joliet Jackhammers of the independent Northern League in 2010.

Blair was originally selected by the Toronto Blue Jays in the 11th round of the 1986 MLB First-Year Player Draft. He played parts of 12 Major League seasons, spending time with the Blue Jays (1990), Cleveland Indians (1991), Houston Astros (1992), Colorado Rockies (1993-94), Padres (1995-96), Tigers (1997, 2000-01), Arizona Diamondbacks (1998), and New York Mets (1998). He won a career-high 16 games for the Tigers in 1997. Blair served as the final Opening Day starter in Tiger Stadium history on April 12, 1999.



EDDIE DENNIS

West Michigan Coach

Dennis joins the Single A West Michigan coaching staff after spending the 2018 season as the hitting coach with the Gulf Coast League Tigers East.

Prior to joining the Tigers, Dennis worked in the Philadelphia system for three seasons, serving as the hitting coach with both the Single A Williamsport Crosscutters (2014-15) and Gulf Coast League Phillies (2016).

Dennis has 12 years of managerial experience between stints in the Blue Jays system (1987-88), and with the Rio Grande Valley White Wings (1998-2007, 2011-2012) and Harlingen White Wings (2009-10).

He played in the Toronto Minor League system for eight years, batting .261/.290/.324 with 14 home runs and 269 RBI.





WEST MICHIGAN WHITECAPS (A)

2018 INDIVIDUAL BATTING STATISTICS

--GAMES BY POSITION--

BATTERS	AVG	G	AB	R	H	2B	3B	HR	RBI	TB	BB	IBB	SO	CS	OBP	SLG	OPS	SF	SAC	HBP	DP	1B	2B	3B	SS	OF	C	E	
Alvarado, Darwin	.175	13	40	3	7	0	0	0	4	7	2	0	10	1	0	.222	.175	.397	2	0	1	0	0	0	0	12	0	0	
Azocar, Jose	.317	27	104	19	33	3	6	1	16	51	5	0	21	6	2	.355	.490	.845	0	0	1	2	0	0	0	0	26	4	
Baum, Cole	.167	3	12	1	2	0	0	0	2	1	0	0	3	0	0	.231	.167	.397	0	0	0	0	0	0	0	1	0	0	
Bojarski, Ulrich	.222	10	36	6	8	3	1	1	5	16	0	0	15	0	0	.216	.444	.661	1	0	0	0	0	0	0	8	0	0	
Bortles, Colby	.246	115	407	42	100	27	5	53	142	43	0	121	5	5	.323	.349	.672	5	0	6	4	0	0	99	3	0	0	20	
Burch, Luke	.313	37	134	22	42	6	2	0	22	52	12	1	36	10	3	.367	.388	.755	1	6	0	2	0	0	0	0	33	0	
Clemens, Kody	.302	41	149	18	45	10	2	4	17	71	21	1	27	3	1	.387	.477	.864	2	1	1	2	0	39	0	0	0	4	
Deatherage, Brock	.313	46	176	25	55	7	5	2	18	78	14	1	50	15	3	.369	.443	.812	2	0	3	1	0	0	0	0	44	1	
De La Rosa, Eric	.174	14	46	6	8	2	0	0	4	10	1	0	17	4	2	.240	.217	.457	0	1	3	0	0	0	0	11	0	2	
Garcia, Alexis	.213	64	211	28	45	8	2	1	17	60	8	0	66	9	6	.258	.284	.542	1	0	5	0	0	63	0	0	0	11	
Gonzalez, Cesar	.105	11	38	1	4	1	0	0	2	5	0	0	15	1	0	.128	.132	.260	0	1	1	1	0	0	0	10	0	1	
Hampton, Reece	.218	16	55	2	12	3	0	0	2	15	8	0	10	0	1	.317	.273	.590	0	0	0	0	0	0	0	0	16	0	
McCain, Garrett	.245	85	269	39	66	11	1	0	23	79	38	0	73	6	9	.364	.294	.657	0	0	12	2	0	0	0	0	74	0	
Morgan, Joey	.217	87	290	25	63	12	1	4	21	89	32	1	76	1	1	.306	.307	.613	2	6	6	7	0	0	0	0	0	79	13
Pearce, Jordan	.220	123	413	50	91	19	0	6	49	128	65	2	94	2	0	.322	.310	.632	8	3	0	1	5	73	0	26	0	0	12
Pereira, Anthony	.197	46	147	13	29	10	0	1	11	42	16	0	32	2	2	.271	.286	.557	3	2	0	4	1	8	2	32	0	7	
Perez, Wencesel	.309	16	68	8	21	3	3	0	9	30	2	1	8	4	1	.324	.441	.765	1	0	0	0	0	0	0	14	0	4	
Peterson, Cole	.277	66	260	40	72	8	5	0	21	90	18	1	37	13	7	.316	.346	.672	2	2	2	2	0	0	0	65	0	5	
Pollicelli, Brady	.248	98	359	43	89	19	6	7	28	141	33	0	78	19	8	.329	.393	.712	1	2	5	7	0	12	0	0	41	34	15
Proctor, Christopher	.111	31	90	6	10	1	1	0	6	13	8	0	22	3	0	.182	.144	.326	1	3	0	2	0	0	0	0	0	31	1
Quero, Jose	.030	10	33	4	1	0	0	0	2	1	5	0	9	0	0	.179	.030	.210	0	0	1	0	4	0	0	0	2	0	0
Rivera, Reynaldo	.237	115	410	41	97	28	4	9	62	160	36	0	119	3	2	.295	.390	.685	7	0	1	8	60	0	0	0	26	10	0
Rosa, Dylan	.229	107	376	53	86	15	6	11	53	146	42	0	129	5	6	.311	.388	.699	0	0	3	7	0	0	0	0	92	0	8
Shepherd, Zac	.254	22	67	12	17	3	0	0	6	20	19	0	20	1	0	.425	.299	.724	0	0	1	1	4	5	4	5	0	0	2
Sherley, Luke	.171	24	76	2	13	0	1	0	7	15	9	0	19	4	1	.253	.197	.450	2	0	0	3	0	1	3	18	0	0	4
Valdez, Ignacio	.192	29	104	7	20	5	1	1	15	30	5	0	38	0	0	.227	.286	.516	1	0	0	1	0	0	0	0	25	0	2
Valente, John	.333	13	54	7	18	5	0	0	1	23	1	0	9	0	3	.357	.426	.783	0	0	1	0	0	11	1	1	0	0	3
Warner, Cam	.150	11	40	2	6	3	0	0	3	9	3	0	13	0	0	.205	.225	.430	1	1	0	1	0	1	6	3	0	0	4
Team Total	.237	139	4464	525	1060	212	47	53	477	1525	447	8	1167	11763	.312	.342	.653	43	28	54	62								157

2018 INDIVIDUAL PITCHING STATISTICS

PITCHERS	W	L	ERA	G	GS	CG	SHO	SV	SVO	IP	H	R	ER	HR	HB	BB	IBB	SO	BK	WP	AVG	AB	TBF	SF	GF	HLD
Bass, Brad	7	7	4.05	21	21	0	0	0	0	117.2	116	57	53	9	7	43	0	91	0	10	.259	448	503	4	0	0
Belisario, Johan	3	2	1.48	21	0	0	0	3	3	48.2	36	15	8	2	1	10	0	58	0	3	.206	175	190	2	11	2
Briceno, Endry	4	2	4.50	17	2	0	0	1	1	42.0	47	26	21	3	5	22	0	37	0	10	.285	165	196	2	7	1
Castillo, Oswaldo	3	2	4.19	22	0	0	0	0	0	38.2	34	18	18	3	5	22	0	41	1	4	.245	139	169	3	6	3
Crosby, Drew	0	1	3.29	6	0	0	0	0	0	13.2	11	6	5	0	0	3	0	8	0	0	.220	50	55	1	4	1
de Blok, Tom	1	2	3.15	8	8	0	0	0	0	45.2	44	17	16	4	2	16	0	30	0	1	.253	174	194	2	0	0
DeCaster, Ethan	0	0	0.71	7	0	0	0	1	1	12.2	7	1	1	0	1	1	0	13	0	0	.167	42	45	1	6	0
Fernandez, Aaron	0	0	18.00	4	0	0	0	1	1	4.0	4	8	8	2	2	4	0	6	0	0	.250	16	22	0	3	0
Gonzalez, Cesar	0	0	0.00	1	0	0	0	0	0	1.0	0	0	0	0	0	0	0	0	0	0	.000	3	3	0	1	0
Green, Max	2	3	4.11	17	0	0	0	1	1	35.0	40	23	16	3	0	19	1	34	1	1	.286	140	160	1	9	3
Hayes, John	1	2	1.54	7	0	0	0	2	4	11.2	15	10	2	0	1	7	1	11	1	1	.333	45	58	4	4	0
Hernandez, Wilkel	2	5	4.71	10	10	0	0	0	0	42.0	40	22	22	4	3	16	0	34	0	0	.250	160	182	2	0	0
Idrogo, Eudis	2	2	0.49	6	6	2	1	0	0	37.0	24	3	2	0	2	8	0	34	0	3	.188	128	139	1	0	0
King, Garrett	0	1	4.45	6	6	0	0	0	0	28.1	28	17	14	6	4	8	0	20	0	2	.250	112	125	1	0	0
Kirby, Chance	0	2	4.87	4	4	0	0	0	0	20.1	19	11	11	2	1	4	0	20	0	0	.247	77	83	1	0	0
Lance, Carson	0	3	5.30	4	4	0	0	0	0	18.2	24	15	11	1	1	14	0	15	0	0	.308	78	97	3	0	0
Lescher, Billy	3	1	0.92	19	0	0	0	8	10	29.1	20	4	3	1	3	8	2	33	0	0	.192	104	116	0	15	0
Manning, Matt	3	3	3.40	11	11	0	0	0	0	55.2	47	22	21	3	2	28	0	76	0	4	.229	205	237	1	0	0
Myers, Dane	3	3	3.33	14	14	0	0	0	0	73.0	67	28	27	5	8	24	0	61	0	5	.245	274	308	2	0	0
Pinto, Wladimir	1	0	0.00	11	0	0	0	7	8	16.2	4	0	0	0	2	12	0	30	1	2	.077	52	67	1	10	0
Rodriguez, Elvin	8	7	3.34	21	21	0	0	0	0	113.1	108	49	42	9	6	32	0	109	4	3	.255	424	465	3	0	0
Rodriguez, Jesus	5	7	4.35	22	22	0	0	0	0	124.0	133	72	60	9	5	37	0	90	0	9	.270	493	543	7	0	0
Schmidt, Clate	9	2	2.59	33	1	0	4	6	76.1	75	26	22	4	4	20	1	73	0	6	.264	284	316	4	22	3	
Shepherd, Zac	0	0	9.00	1	0	0	0	0	0	1.0	2	1	1	1	0	0	0	0	0	0	.400	5	5	0	1	0
Sittinger, Brandyn	2	1	4.67	15	0	0	0	1	2	34.2	32	21	18	2	0	20	2	46	0	5	.241	133	157	2	6	0
Skubal, Tarik	2	0	0.00	3	0	0	0	1	1	7.1	5	0	0	0	0	1	0	11	0	0	.200	25	26	0	2	0
Stalsberg, Mitchell	0	0	0.00	3	0	0	0	1	1	8.0	4	1	0	0	0	5	0	7	0	2	.143	28	33	0	1	0
Stock, Dylan	1	0	3.38	5	1	0	0	0	0	13.1	13	9	5	0	2	3	0	14	0	1	.245	53	58	0	1	1
Vasquez, Jose	1	3	9.00	4	4	0	0	0	0	15.0	25	18	15	2	2	11	0	6	0	0	.385	65	81	3	0	0
Vest, Will	3	4	4.84	20	0	0	0	5	7	35.1	43	28	19	0	3	12	1	44	1	4	.297	145	161	1	15	0
Voloria, Felix	2	2	3.64	16	0	0	0	1	1	29.2	32	18	12	3	4	10	0	23								

**BRAYAN PEÑA****Connecticut Manager**

Peña will lead the Single A Connecticut staff in 2019, his second season as a coach in the Tigers organization.

He began his coaching career in 2018 by leading the Gulf Coast League Tigers West to a league championship and a 37-16 record. Under his tutelage, the Tigers West squad batted at a .277 (292x1670) clip, belting 40 home runs and 257 RBI, and posted a 3.06 ERA (435.0IP/148ER) with 502 strikeouts.

He transitioned to coaching last season following a 12-year Major League career as a catcher, playing for five big league teams, including Atlanta (2005-08), Kansas City (2009-12), Detroit (2013), Cincinnati (2014-15) and St. Louis (2016). He hit .259/.299/.351 in his career, knocking 23 home runs and driving in 164 runs.

**RECORD AS A MANAGER**

Year	Club	League	W	L	Pct.	Position
2018	GCL Tigers West	Gulf Coast	37	16	.698	First
MINOR LEAGUE TOTALS			37	16	.698	(One Season)

BILL SPRINGMAN**Connecticut Hitting Coach**

Springman returns for his second season in the Tigers organization, serving as the hitting coach at Single A Connecticut in 2019.

Last season he worked as the hitting coach for the Gulf Coast League Tigers West, after spending 2017 as the hitting coach for the Uni-Lions of the Chinese Professional Baseball League. Prior to coaching in the Chinese Professional Baseball League, he spent the 2015 season as an advisor to player development and senior hitting advisor for the Kansas City Royals.

He previously spent 14 seasons in the Minnesota Twins organization serving in various coaching capacities including as a Minor League hitting coordinator and mental skills coach (2006-14), Triple A Rochester hitting coach (2005) and Triple A Salt Lake hitting coach (1997-2000).

Springman also served as a scout for the Chicago Cubs (1995-96) and Milwaukee Brewers (2001-02).

Originally drafted by the California Angels in the seventh round of the 1978 draft, the former infielder played three seasons in the Angels Minor League system.

**CARLOS BOHORQUEZ****Connecticut Pitching Coach**

Bohorquez returns for his 10th season in the Tigers organization and his second as the pitching coach at Single A Connecticut.

Prior to his current post he served as the pitching coach for the Gulf Coast League Tigers East for three seasons, and in the same capacity with the Venezuelan Summer League Tigers for six seasons.

Originally signed by the Cincinnati Reds as a non-drafted free agent on July 12, 1999, he spent three seasons in the organization as a third baseman before being converted to a pitcher. Bohorquez compiled a 14-19 record and 3.90 ERA in 194 games over six seasons as a pitcher in the Reds Minor League system (2002-07). He pitched in Mexico during the 2008 season.

**TIGERS IN THE MICHIGAN SPORTS HALL OF FAME**

Anderson, Sparky	1992	Harwell, Ernie	1989	Morris, Jack	2001
Beckmann, Frank	2007	Heilmann, Harry	1956	Mullin, George	1962
Bridges, Tommy	1963	Hernandez, Willie	2012	Navin, Frank	1976
Briggs, Walter O., Sr.	1969	Hiller, John	1989	Newhouse, Hal	1962
Brown, Gates	2002	Horton, Willie	1987	Northrup, Jim	2000
Bunning, Jim	1981	Iltich, Michael	2004	Parrish, Lance	2002
Campbell, James	1985	Jennings, Hughie	1958	Patrick, Van	1991
Carey, Paul	1992	Kaline, Al	1978	Rogell, Billy	1970
Cash, Norm	1984	Kell, George	1969	Rowe, Schoolboy	1961
Cobb, Ty	1955	Kuenn, Harvey	1993	Schembechler, Bo	1989
Cochrane, Mickey	1956	Lane, Ray	1997	Stanley, Mickey	1994
Crawford, Sam	1958	Leach, Rick	2010	Stearnes, Norman "Turkey"	2007
Devellano, Jim	2006	Leyland, Jim	2017	Tanana, Frank	2006
Egan, Wish	1960	Lolich, Mickey	1982	Trammell, Alan	2000
Fetzer, John E.	1984	Lund, Don	1987	Trucks, Virgil	1985
Freehan, Bill	1982	Manush, Heinie	1964	Tyson, Ty	1996
Gehring, Charlie	1956	Maxwell, Charlie	1997	Wertz, Vic	1983
Gibson, Kirk	1999	McAuliffe, Dick	1986	Whitaker, Lou	2000
Goslin, Goose	1965	McCosky, Barney	1995	York, Rudy	1972
Greenberg, Hank	1958	McLain, Denny	1991		



CONNECTICUT TIGERS (A)

2018 INDIVIDUAL BATTING STATISTICS

--GAMES BY POSITION--

BATTERS	AVG	G	AB	R	H	2B	3B	HR	RBI	TB	BB	IBB	SO	SB	CS	OBP	SLG	OPS	SF	SAC	HBP	DP	1B	2B	3B	SS	OF	C	E	
Alvarado, Darwin	.174	48	155	12	27	5	2	0	18	36	20	0	49	2	2	.272	.232	.504	3	0	2	1	0	0	0	45	0	0		
Ames, Nick	.198	36	126	12	25	5	0	4	9	42	13	1	45	0	0	.277	.333	.610	1	0	1	1	28	0	0	0	0	1		
Aristiguieta, Keyder	.000	3	9	0	0	0	0	0	0	0	2	0	2	1	0	.250	.000	.250	0	0	1	0	0	0	3	0	0	1		
Bojarski, Ulrich	.162	21	74	10	12	3	0	1	7	18	5	0	33	3	0	.241	.243	.484	1	0	3	0	0	0	0	20	0	1		
Brinkman, Clark	.208	23	72	11	15	1	0	0	5	16	8	1	22	3	1	.296	.222	.519	0	0	1	1	0	0	0	0	22	0		
Burks, Jeremiah	.200	24	80	12	16	2	1	1	6	23	11	0	23	1	1	.305	.288	.593	2	1	2	3	0	22	0	0	0	5		
Cooper, Shane	.180	24	61	7	11	1	1	0	0	12	10	0	23	1	1	.315	.197	.512	0	0	2	0	0	7	14	0	0	1		
De La Cruz, Israel	.195	46	154	24	30	4	2	1	9	41	18	0	52	11	2	.286	.266	.552	1	0	2	4	0	19	0	13	10	11		
De La Rosa, Eric	.229	36	131	12	30	7	0	0	12	37	13	0	48	9	0	.308	.282	.591	0	0	2	2	2	0	0	0	36	0		
Dugas, Dayton	.230	36	122	12	28	5	1	3	12	44	6	0	47	2	1	.275	.361	.635	1	0	2	3	0	0	0	0	32	0	2	
García, Alexis	.232	33	112	10	26	3	3	1	11	38	12	0	39	0	4	.320	.339	.660	1	0	3	1	0	19	14	0	0	7		
Gonzalez, Cesar	.250	5	16	4	4	1	0	0	0	5	2	0	7	1	0	.368	.313	.681	0	0	1	0	0	0	0	0	5	0	0	
Hampton, Reece	.185	22	65	10	12	2	1	1	6	19	15	2	14	4	2	.341	.292	.634	1	0	1	2	0	0	0	0	22	0	1	
Hoffman, Teddy	.194	9	31	3	6	3	0	0	4	9	1	0	16	2	1	.219	.290	.509	0	0	0	0	0	0	0	0	8	0	0	
Karstetter, Ryan	.220	25	82	11	18	5	0	0	6	23	5	0	26	1	0	.264	.280	.545	0	0	0	0	21	0	1	0	0	0	4	
King, Jose	.212	25	85	5	18	7	1	0	16	27	5	0	29	2	0	.358	.318	.573	0	1	0	0	0	0	0	0	25	0	10	
Liniak, Kingston	.250	3	12	1	3	0	0	1	2	6	1	0	5	1	1	.206	.500	.808	0	0	0	0	0	0	0	0	0	3	0	1
Martinez, Hector	.083	11	36	2	3	1	0	1	2	7	2	0	13	0	0	.175	.194	.369	0	0	2	2	0	6	1	0	0	0	0	
Martinez, Julio	.219	9	32	1	7	0	1	0	0	9	2	0	13	0	0	.265	.281	.546	0	0	0	0	0	0	0	0	8	0	2	
McMillan, Sam	.158	50	165	16	26	6	1	0	8	34	25	0	47	7	2	.312	.206	.518	0	1	12	1	0	0	0	0	0	34	1	
Meadows, Parker	.316	6	19	4	6	1	0	0	2	7	2	0	6	0	0	.381	.368	.749	0	0	0	0	0	0	0	0	6	0	0	
Nunez, Moises	.275	16	51	7	14	3	0	1	6	20	7	0	15	0	0	.362	.392	.754	0	1	0	1	1	1	0	0	0	13	2	
Perez, Wencesel	.244	21	82	8	20	2	0	1	8	25	5	0	12	7	3	.287	.305	.592	0	0	0	0	0	0	0	21	0	0	4	
Quero, Jose	.138	9	29	0	4	1	0	0	0	3	5	3	0	11	0	.212	.172	.385	1	0	0	0	9	0	0	0	0	0	1	
Reyes, Daniel	.320	6	25	4	8	2	0	0	6	10	1	0	5	0	0	.346	.400	.746	0	0	0	0	0	0	0	0	6	0	0	
Sheryle, Luke	.246	17	57	6	14	2	0	1	6	19	8	1	14	4	0	.338	.333	.672	0	0	0	4	0	0	3	12	0	0	0	
Silverio, Gresuan	.232	40	138	11	32	10	0	0	17	42	11	0	35	0	0	.290	.304	.595	4	1	2	2	0	0	0	0	0	26	5	
Valentin, Yomar	.143	12	28	4	4	0	0	0	1	4	3	0	5	5	1	.250	.143	.393	0	0	1	2	0	2	6	3	0	0	5	
Verdon, Jordan	.206	29	107	7	22	4	0	0	9	26	9	0	19	0	1	.280	.243	.523	0	0	2	2	18	0	0	0	0	4	0	
Warner, Cam	.197	37	127	15	25	7	1	1	16	37	14	0	35	2	0	.283	.291	.574	2	1	2	1	0	0	35	0	0	0	10	
Team Total	.204	73	2283	241	466	93	14	18	207	641	239	5	710	69	23	.290	.281	.571	18	6	44	33							80	

2018 INDIVIDUAL PITCHING STATISTICS

PITCHERS	W	L	ERA	G	GS	CG	SHO	SV	SVO	IP	H	R	ER	HR	HB	BB	IBB	SO	BK	WP	AVG	AB	TBF	SF	GF	HLD
Aguilera, Juan	1	1	1.13	6	0	0	0	0	1	16.0	10	4	2	0	0	9	0	13	0	1	.167	60	69	0	1	0
Arriera, Gio	2	5	4.38	12	0	0	0	0	0	63.2	58	33	31	5	6	29	1	57	0	5	.248	234	274	5	0	0
Castillo, Oswaldo	0	0	0.00	2	0	0	0	0	0	4.0	2	0	0	0	0	2	0	2	0	0	.143	14	16	0	2	0
Chentouf, Yaya	0	0	2.23	23	0	0	0	0	9	11	32.1	22	9	8	0	8	1	22	1	2	.193	114	125	2	18	0
Crosby, Drew	4	0	1.78	16	0	0	0	1	2	25.1	21	6	5	0	0	7	0	27	0	4	.223	94	102	0	5	6
DeCaster, Ethan	1	0	0.61	8	0	0	0	1	1	14.2	9	3	1	0	0	3	1	19	0	0	.176	51	56	0	2	2
Fernandez, Chavez	0	0	9.00	1	0	0	0	0	1	1.0	2	1	1	0	0	1	0	2	0	0	.400	5	6	0	0	0
Fernandez, Aaron	0	1	10.80	3	0	0	0	0	0	3.1	7	5	4	0	2	1	0	3	0	0	.438	16	20	1	2	0
Gizzi, Michael	0	0	0.00	1	0	0	0	0	0	1.0	0	0	0	0	0	1	0	0	0	0	.000	3	4	0	0	0
Gonzalez, Daniel	0	1	13.50	6	0	0	0	0	1	5.1	9	9	8	0	0	3	0	7	0	0	.346	26	30	0	3	1
Guzman, Carlos	3	4	3.86	12	0	0	0	0	0	51.1	45	24	22	5	1	14	0	52	0	4	.232	194	212	1	0	0
Hernandez, Wilkel	0	2	7.94	2	2	0	0	0	0	5.2	6	7	5	2	0	4	0	11	0	1	.250	24	28	0	0	0
Javier, Xavier	0	1	1.80	1	0	0	0	0	0	5.0	4	2	1	0	0	2	0	4	0	0	.235	17	19	0	0	0
Kirby, Chance	2	3	4.68	5	5	0	0	0	0	25.0	25	18	13	2	0	5	0	25	0	1	.253	99	104	0	0	0
Lance, Carson	1	3	4.53	9	9	0	0	0	0	47.2	46	27	24	1	1	26	0	28	0	8	.258	178	208	3	0	0
Ledesma, Stevie	1	2	7.80	4	3	0	0	0	0	15.0	21	14	13	1	1	6	0	15	0	0	.333	63	72	2	0	0
Lescher, Billy	0	0	0.00	3	0	0	0	1	1	7.0	2	1	0	0	2	2	0	6	0	0	.095	21	25	0	1	1
Mateo, Jhonny	1	1	6.14	4	0	0	0	0	1	7.1	7	5	5	0	1	7	0	10	0	2	.241	29	37	0	2	0
Mueses, Victor	1	3	5.17	17	0	0	0	0	2	31.1	33	29	18	3	2	23	1	24	0	6	.264	125	153	2	5	0
Murphy, Kacey	0	2	9.00	5	3	0	0	0	0	11.0	16	11	11	2	1	4	0	7	0	0	.348	46	51	0	0	0
Noble, Wes	1	0	6.48	2	0	0	0	0	0	8.1	5	6	6	1	0	6	0	6	0	0	.161	31	37	0	0	0
O'Loughlin, Jack	0	1	4.35	7	1	0	0	1	1	20.2	15	12	10	1	3	12	0	25	1	0	.211	71	88	1	2	0
Perez, Arvictor	0	2	4.96	13	0	0	0	0	1	2.6	18	9	9	2	1	11	1	14	3	2	.286	63	76	0	3	3
Reyes, Angel	0	0	0.00	1	0	0	0	0	0	2.0	2	0	0	0	0	1	0	3	0	0	.250	8	9	0	1	0
Silva, Alfredo	0	2	9.35	5	2	0	0	0	0	8.2	7	11	9	0	2	13	0	7	0	0	.233	30	48	3	0	1
Skubal, Tarik	0	0	0.75	4	0	0	0	1	1	12.0	8	1	1	0	0	2	1	17	0	0	.195	41	43	0	1	0
Stalsberg, Mitchell	1	0	1.95	14	0	0	0	0	0	27.2	18	10	6	0	2	15	0	34	0	2	.186	97	117	2	3	4
Stock, Dylan	2	3	3.94	22	0	0	0	0	0	29.2	31	23	13	2	1	18	2	30	1	7	.265	117	142	1	13	3
Vancena, Jayce	0	2	0.00	3	1	0	0	0	0	7.2	5	2	0	0	0	1	0	7	0	1	.179	28	29	0	1	0
Vasquez, Jose	5	4	3.45	13	13	1	0	0	0	60.0	61	36	23	1	2	23	0	42	0							



GARY CATHCART

GCL Tigers West Manager

Cathcart will serve as the manager of the Gulf Coast League Tigers West in 2019, after managing Single A Connecticut last season.

Prior to joining the Tigers he spent two seasons as the Miami Marlins field coordinator.

Before managing Connecticut last season, Cathcart last managed in the New York-Penn League in 2015 for the Auburn Doubledays, the Washington Nationals' Rookie-level affiliate, where he spent five seasons as manager, leading the Doubledays to two straight New York-Penn League Pickney division titles in 2011 and 2012.

Prior to joining the Nationals, he spent seven seasons as a hitting coach or manager in the Toronto Blue Jays organization, serving two seasons as manager at Double A New Hampshire (2008-09), one season with Single A Lansing (2007) and one season with Single A Pulaski (2004).

Cathcart was selected by the New York Yankees in the 33rd round in the June 1984 draft and played four seasons in the Yankees Minor League system, advancing as far as Triple A.



PLAYER DEVELOPMENT & SCOUTING

RECORD AS A MANAGER

Year	Club	League	W	L	Pct.	Position
2004	Pulaski Blue Jays	Appalachian	40	27	.597	Third
2007	Lansing Lugnuts	Midwest	78	61	.561	t-Third
2008	New Hampshire Fisher Cats	Eastern	61	81	.430	Eleventh
2009	New Hampshire Fisher Cats	Eastern	64	78	.451	Tenth
2010	Potomac Nationals	Carolina	70	69	.504	Fifth
2011	Auburn Doubledays	New York-Penn	45	30	.600	Third
2012	Auburn Doubledays	New York-Penn	46	30	.605	Third
2013	Auburn Doubledays	New York-Penn	26	49	.347	Fourteenth
2014	Auburn Doubledays	New York-Penn	34	41	.453	Ninth
2015	Auburn Doubledays	New York-Penn	36	38	.486	Ninth
2018	Connecticut Tigers	New York-Penn	29	44	.397	Fourth
MINOR LEAGUE TOTALS			529	548	.491	(11 Seasons)

JOHN MURRIAN

GCL Tigers West Hitting Coach

Murrian joins the Gulf Coast League Tigers West staff as the hitting coach, his first coaching position at any level. Prior to his transition to coaching, Murrian spent five seasons as a Major League bullpen catcher with the Tigers.

Before assuming the role of bullpen catcher he played five seasons at the Minor League level with the organization, hitting .243/.301/.381, with 20 home runs and 116 RBI. His primary position was catcher, where he threw out a combined 33 percent of runners (87x178) over the course of his time behind the plate.

He attended Winthrop University, where he batted .327 (67x205) with 42 runs scored, 19 doubles, a triple, six home runs and 42 RBI in 59 games as a junior.



MIKE ALVAREZ

GCL Tigers West Pitching Coach

Alvarez returns for his second season as Gulf Coast League Tigers West pitching coach in 2019.

He previously spent 19 seasons in the Atlanta Braves organization, most recently as the pitching coach of Triple A Gwinnett after being promoted to the position in May of 2016.

Alvarez spent time as a pitching coach, roving pitching instructor and pitching supervisor in the Braves organization from 1998-2016. Additionally, he spent three seasons (2012-15) as the pitching supervisor for the Dominican Summer League Braves. Alvarez also held the pitching coach post with Double A Mississippi from 2011-12 and Triple A Richmond in 2005.

Following his playing career as a Minor League pitcher with the Baltimore Orioles (1980-81) and Kansas City Royals (1981-86), Alvarez spent 13 years as a Minor League pitching coach with the Royals from (1985-97), including five years with the club's Triple A team, the Omaha Royals.





GULF COAST LEAGUE TIGERS WEST (ROOKIE)

2018 INDIVIDUAL BATTING STATISTICS

--GAMES BY POSITION--

BATTERS	AVG	G	AB	R	H	2B	3B	HR	RBI	TB	BB	IBB	SO	SB	CS	OBP	SLG	OPS	SF	SAC	HBP	DP	1B	2B	3B	SS	OF	C	E	
Alfonzo, Eliezer	.217	22	69	7	15	1	0	1	12	19	9	0	9	3	1	.300	.275	.575	2	0	0	1	3	0	0	0	14	0		
Ames, Nick	.304	12	46	9	14	6	0	5	19	35	5	0	11	0	0	.365	.761	1.126	1	0	0	0	8	0	0	0	0	1		
Aristiguetta, Keyder	.111	4	9	1	1	0	0	0	0	1	2	0	4	1	0	.273	.111	.384	0	0	0	0	0	0	2	0	0	0		
Azuaje, Jheysier	.222	11	27	2	6	1	0	0	1	7	0	0	7	1	0	.250	.259	.509	0	1	1	0	0	0	0	0	0	11		
Bello, Moises	.500	2	8	1	4	0	1	0	2	6	0	0	1	0	0	.500	.750	1.250	0	0	0	0	0	1	0	1	1	0		
Burks, Jeremiah	.260	13	50	10	13	5	1	1	8	23	7	0	11	1	0	.362	.460	.822	0	0	1	1	0	10	0	0	0	3		
Childers, Justin	.162	26	74	11	12	5	0	0	3	17	0	0	22	1	0	.333	.230	.563	0	0	2	2	26	0	0	0	0	0		
Deathrage, Brock	.556	2	9	6	5	0	0	4	7	17	1	0	1	0	0	.600	1.889	2.489	0	0	0	0	0	0	0	0	2	0		
De La Rosa, Eric	.462	3	13	4	6	1	0	1	3	10	1	0	4	0	0	.500	.769	1.269	0	0	0	0	0	0	0	3	0	0		
Dugas, Dayton	.333	4	15	3	5	0	0	1	6	8	1	0	4	0	0	.333	.533	.867	2	0	0	0	0	0	0	0	4	0		
Escalona, Ildemaro	.294	23	85	8	25	7	0	0	7	32	3	0	19	0	1	.337	.376	.713	1	0	3	0	0	10	0	9	0	3		
Escobar, Elys	.214	8	14	1	3	0	0	1	3	6	4	0	5	0	1	.389	.429	.817	0	0	0	1	0	0	0	0	0	8	0	
Esposito, Vinny	.323	40	124	31	40	12	0	4	24	64	22	0	33	10	2	.434	.516	.950	2	0	4	2	0	0	0	0	40	1		
Figuerola, Gustavo	.300	13	30	4	9	2	0	0	0	11	4	0	6	0	0	.382	.367	.749	0	0	0	2	0	0	0	0	0	10	0	
Hampton, Reece	.378	10	37	10	14	2	2	2	2	20	5	0	5	4	1	.452	.541	.993	0	0	0	0	0	0	0	0	10	1		
Hoffman, Teddy	.222	7	18	7	4	1	0	0	2	5	3	0	7	1	0	.417	.278	.694	0	0	3	0	0	0	0	0	6	0	0	
Hurtado, Pedro	.228	23	57	7	13	3	0	1	9	19	7	0	12	0	0	.313	.333	.646	0	0	0	1	0	0	0	0	0	18	0	
Jarecki, Matthew	.278	5	18	5	5	1	0	1	3	9	1	0	3	5	1	.350	.500	.850	0	1	1	0	0	0	0	0	4	0	2	
King, Jose	.314	24	86	20	27	2	3	2	12	41	4	0	21	5	4	.372	.477	.849	0	1	4	0	0	0	0	24	0	4		
Liniaik, Kingston	.281	8	32	5	9	1	0	0	4	10	0	0	7	2	0	.324	.313	.636	0	0	2	1	0	0	0	0	7	0	1	
Malis, Zach	.179	25	67	13	12	1	0	0	4	13	12	0	17	0	0	.300	.194	.494	1	0	0	1	6	0	14	0	1	0	4	
Martinez, Hector	.366	29	101	12	37	11	3	3	20	63	2	0	27	5	1	.385	.624	1.008	0	0	1	3	0	18	6	0	0	0	4	
Martinez, Julio	.242	31	95	15	23	3	0	0	14	26	7	0	31	3	1	.305	.274	.578	1	0	2	0	0	0	0	0	31	0	0	
Meadows, Parker	.284	22	74	16	21	2	1	4	8	37	8	1	25	3	1	.376	.500	.876	0	0	3	0	0	0	0	0	20	0	0	
Perez, Wenceel	.383	20	81	20	31	7	0	2	14	44	12	0	14	2	1	.462	.543	1.006	0	0	0	0	0	0	0	19	0	0	8	
Proctor, Christopher	.167	2	6	1	1	0	0	0	0	3	1	0	2	0	1	.286	.500	.786	0	0	0	0	0	0	0	0	0	2	0	0
Quero, Jose	.150	6	20	6	3	1	0	0	2	4	4	0	2	0	0	.292	.200	.492	0	0	0	0	5	0	0	1	0	0	0	
Rosoff, Jon	.283	21	46	9	13	2	1	0	6	17	9	0	4	3	2	.411	.370	.780	0	1	1	3	0	0	0	0	0	15	0	
Salas, Jose	.179	25	84	9	15	3	0	3	11	27	5	0	14	0	3	.220	.321	.541	2	0	0	2	0	12	8	0	4	0	3	
Sherley, Luke	.167	2	6	2	1	1	0	0	1	2	4	0	0	1	0	.500	.333	.833	0	0	0	1	0	0	0	2	0	0	0	
Stewart, Christin	.250	1	4	1	1	0	0	1	2	4	0	0	0	0	0	.250	1.000	1.250	0	0	0	0	0	0	0	0	0	0	0	0
Tuck, Avery	.158	33	95	7	15	6	0	0	11	27	14	1	50	5	1	.287	.284	.571	2	0	4	0	0	0	0	0	32	0	2	
Valente, John	.344	33	128	19	44	8	2	21	26	65	1	7	10	4	1	.366	.469	.834	1	0	0	2	0	6	25	0	0	0	6	
Verdon, Jordan	.381	12	42	10	16	5	2	1	16	28	8	0	4	0	0	.463	.667	1.130	3	0	1	2	6	0	0	0	3	0	1	
Team Total	.277	53	1670	292	463	100	16	40	257	715	187	3	389	66	27	.358	.428	.786	18	4	33	25							52	

2018 INDIVIDUAL PITCHING STATISTICS

PITCHERS	W	L	ERA	G	GS	CG	SHO	SV	SVO	IP	H	R	ER	HR	HB	BB	IBB	SO	BK	WP	AVG	AB	TBF	SF	GF	HLD	
Baez, Jorge	0	1	10.38	5	0	0	0	0	0	4.1	4	6	5	0	3	1	0	3	1	2	.235	17	21	0	2	0	
Baker, Jake	2	1	5.73	14	2	0	0	1	3	22.0	21	18	14	2	1	20	0	35	0	1	.244	86	110	1	1	1	
Behenna, Kory	0	0	6.17	11	0	0	0	0	0	11.2	16	9	8	1	0	3	0	20	1	3	.314	51	65	1	5	2	
Beyer, Drew	2	0	4.15	7	1	0	0	0	0	13.0	18	8	6	1	1	1	0	6	0	1	.305	59	61	0	0	0	
Carpenter, Ryan	0	0	0.00	1	1	0	0	0	0	3.0	1	0	0	0	0	1	0	4	0	0	.100	10	11	0	0	0	
Chentouf, Yaya	0	0	0.00	1	0	0	0	0	0	3.2	3	0	0	0	0	0	0	7	0	0	.231	13	13	0	0	0	
Conger, Maddux	2	1	1.93	8	5	0	0	0	0	28.0	20	6	6	1	2	8	0	39	0	5	.200	100	111	1	2	0	
DeCaster, Ethan	0	0	3.86	2	0	0	0	0	0	2.1	2	1	1	1	0	1	0	0	3	0	.222	9	9	0	0	1	
De La Cruz, Sandel	1	0	3.86	17	0	0	0	4	6	25.2	25	11	11	3	3	18	1	40	0	6	.258	97	118	0	7	0	
De La Rosa, Bairon	2	2	7.59	15	1	0	0	0	0	21.1	24	22	18	1	3	25	0	26	0	3	.282	85	114	1	5	3	
Fernandez, Chavez	3	1	1.69	10	5	0	0	0	0	26.2	19	6	5	0	2	4	0	24	0	2	.202	94	101	0	1	0	
Gizzi, Michael	4	1	1.84	13	0	0	0	6	9	14.2	11	8	3	0	0	3	0	23	0	4	.193	57	61	0	12	0	
Gonzalez, Daniel	3	0	1.17	10	4	0	0	0	0	30.2	17	4	4	1	0	11	0	36	0	3	.165	103	115	0	2	1	
Hardman, Ian	0	0	5.40	3	0	0	0	1	1	3.1	3	2	2	0	0	3	0	5	0	0	.250	12	15	0	1	2	
Hill, Garrett	3	3	3.11	9	6	0	0	0	0	37.2	43	20	13	2	0	10	0	46	0	2	.281	153	163	0	1	0	
Javier, Xavier	3	2	2.79	10	10	0	0	0	0	51.2	46	18	16	3	1	27	0	38	1	6	.240	192	220	0	0	0	
Kirby, Chance	0	0	0.71	3	1	0	0	1	2	12.2	9	1	1	0	0	3	0	15	0	1	.200	45	48	0	1	0	
Ledesma, Stevie	0	2	3.38	4	4	0	0	0	0	16.0	20	6	6	1	0	3	0	19	0	0	.303	66	70	1	0	0	
Mize, Casey	0	0	0.00	1	1	0	0	0	0	2.0	0	0	0	0	0	1	0	4	0	0	.000	6	7	0	0	0	
Noble, Wes	1	0	5.68	4	0	0	0	0	0	6.1	5	4	4	0	1	5	0	6	0	3	.217	23	29	0	1	1	
Norris, Daniel	0	0	3.38	1	1	0	0	0	0	2.2	3	1	1	0	0	1	0	7	0	0	.273	11	12	0	0	0	
Paulino, Miguel	1	1	3.15	15	0	0	0	1	3	20.0	20	10	7	0	0	3	13	0	20	1	4	.256	78	96	0	8	1
Reyes, Angel	5	0	3.09	15	0	0	0	1	1	23.1	21	12	8	1	0	16	0	25	1	4	.241	87	103	0	4	3	
Silva, Alfredo	4	1	2.25	8	7	0	0	0	0	40.0	28	10	10	3	2	18	0	38	0	3	.200	140	160	0	0	0	
Skubal, Tarik	1	0	0.00	2	1	0	0	0	0	3.0	2	2	0	0	0	1	0	5	1	1	.167	12	1				



LUIS LÓPEZ

GCL Tigers East Manager

López returns for his second season as manager of the Gulf Coast League Tigers East in 2019.

Prior to joining the organization in 2018, he spent six seasons as the Minor League infield coordinator with the Atlanta Braves. Before his time with Atlanta, López spent four seasons in the Boston Red Sox organization as a Minor League hitting coach.

Originally signed by the San Diego Padres as a non-drafted free agent in 1987, he spent 11 Major League seasons with the Padres (1993-94 and 1996), New York Mets (1997-99), Milwaukee Brewers (2000-02), Baltimore Orioles (2002-04) and the Cincinnati Reds (2005).

The former infielder hit .241/.293/.343, with 22 home runs and 151 RBI over 721 games during his Major League career.



RECORD AS A MANAGER

Year	Club	League	W	L	Pct.	Position
2018	GCL Tigers East	Gulf Coast	26	28	.481	Second
MINOR LEAGUE TOTALS			26	28	.481	(One Season)

RAFAEL GIL

GCL Tigers East Hitting Coach

Gil will serve as the Gulf Coast League Tigers East hitting coach in 2019, after serving in the same capacity with the Gulf Coast League Tigers West last season. The 2019 season will mark his ninth with the Tigers organization.

He was the manager of the Gulf Coast League Tigers East and West in 2016 and 2017, respectively, and previously served as manager of the Venezuelan Summer League Tigers for five seasons (2011-15).

He guided the VSL Tigers to a Venezuelan Summer League Championship in 2014. His stint as the manager of the Venezuelan Summer League Tigers marked his first professional managing or coaching assignment.

Originally signed by the Boston Red Sox as a non-drafted free agent on July 22, 2003, he spent five seasons with the organization as a catcher. He saw action with Single A Lowell in the New York-Penn League during his final season in 2008.



JOSE PARRA

GCL Tigers East Pitching Coach

Parra returns as the Gulf Coast League Tigers East Pitching coach for the second season, after coming stateside following his 11 seasons in the same capacity for the Dominican Summer League Tigers.

He joined the Tigers organization in 2008, after serving as a bullpen coach for Gigantes in the Dominican Winter League following the 2007 season.

Originally signed by the Los Angeles Dodgers as a non-drafted free agent on December 7, 1989, Parra saw action in five seasons at the Major League level with the Dodgers (1995), Minnesota Twins (1995), Pittsburgh Pirates (2000), Arizona Diamondbacks (2002) and New York Mets (2004). Additionally, he pitched in professional leagues in Japan, Korea, Taiwan and Mexico.



STARS AMONG STARS

Led by Al Kaline's club-record 18 All-Star Game selections, 29 Tigers have been named to three-or-more All-Star squads during their Detroit careers (two games, 1959-62).

No.	Name	Years Selected	No.	Name	Years Selected
18	Kaline	55-56-57-58-59 ¹ -59 ² -60 ¹ -60 ² -61 ¹ -61 ² -62 ² -63-64	5	Kell	47-48-49-50-51
		65-66-67-71-74			83-84-85-86-87
11	Freehan	64-65-66-67-68-69-70-71-72-73-75	4	Colavito	61 ¹ -61 ² -62 ¹ -62 ²
		34-35-36-37-38-40			92-93-94-96
8	Kuenn	53-54-55-56-57-58-59 ¹ -59 ²	3	Fryman	65-68-70-73
7	Bunning	57-59 ¹ -61 ¹ -61 ² -62 ¹ -62 ² -63			Rodriguez
6	Cabrera	2010-11-12-13-14-15-16	3	Fielder	
		33-34-35-36-37-38			90-91-93
6	Bridges	34-35-36-37-38-40	3	Guillen	2004-07-08
		33-34-35-36-37-38			Hernandez
6	Gehring	42-43-44-46-47-48	3	Lary	
		80-82-83-84-85-86			69-71-72
6	Parrish	80-84-85-87-88-90	3	Lolich	65-66-67
		2010-09-10-11-12-13			66-68-69
6	Trammell	2007-09-10-11-12-13	3	McAuliffe	66-68-69
		61 ¹ -61 ² -66-71-72			49-51-52
5	Verlander	67-72-73-75	3	McLain	66-68-69
		80-82-83-84-85-86			49-51-52
5	Cash	80-84-85-87-88-90	3	Wert	66-68-69
		2007-09-10-11-12-13			49-51-52
5	Greenberg	67-72-73-75	3	Wert	66-68-69
		37-38-39-40-45			49-51-52



GULF COAST LEAGUE TIGERS EAST (ROOKIE)

2018 INDIVIDUAL BATTING STATISTICS

-- GAMES BY POSITION --

BATTERS	AVG	G	AB	R	H	2B	3B	HR	RBI	TB	BB	IBB	SO	SB	CS	OBP	SLG	OPS	SF	SAC	HBP	DP	1B	2B	3B	SS	OF	C	E		
Arias, Kevynn	.150	20	40	4	6	0	0	0	3	6	5	1	11	0	0	.244	.150	.394	0	0	0	1	0	0	0	0	0	19	0		
Aristigueta, Keyder	.196	18	51	6	10	2	0	1	2	15	15	0	9	2	1	.406	.294	.700	0	1	3	1	3	1	10	0	4	0	2		
Azuaje, Jheyser	.118	15	51	1	6	0	0	0	1	6	2	0	6	0	0	.148	.118	.266	1	0	0	1	0	0	0	0	0	14	2		
Bello, Moises	.200	45	165	19	33	6	0	0	21	39	11	0	33	9	1	.268	.236	.504	2	1	5	6	0	17	10	24	1	0	7		
Bojarski, Ulrich	.224	29	98	12	22	6	1	4	14	42	12	0	31	3	2	.330	.429	.759	1	0	4	2	0	0	0	0	27	0	1		
Brinkman, Clark	.271	17	59	11	16	4	1	0	11	22	16	0	5	7	2	.442	.373	.814	0	0	2	1	0	0	0	0	16	0	0		
Childers, Justin	.255	14	51	14	13	2	0	3	11	24	8	0	19	1	0	.355	.471	.825	2	0	1	0	5	0	0	0	0	0	0		
Escobar, Elys	.300	12	30	0	9	1	0	0	5	10	2	0	9	0	0	.344	.333	.677	0	0	0	0	0	1	0	3	0	0	8	4	
Esposito, Vinny	.235	5	17	3	4	2	0	0	2	6	3	0	9	0	0	.350	.353	.703	0	0	0	0	0	0	0	0	0	4	0	0	
Figuerao, Gustavo	.241	15	29	2	7	0	0	0	8	7	1	0	5	0	0	.250	.241	.491	2	0	0	0	0	0	0	0	0	0	0	15	2
Gonzalez, Gerard	.143	3	14	3	2	0	0	1	2	5	1	0	7	1	0	.200	.357	.557	0	0	0	0	0	0	0	3	0	0	0	1	
Hoffman, Teddy	.278	21	72	15	20	0	3	6	15	44	11	2	29	4	1	.400	.611	1.011	2	0	5	1	0	0	0	0	17	0	1	0	
Jarecki, Matthew	.241	37	133	23	32	12	2	3	17	57	14	0	31	5	5	.346	.429	.775	1	0	8	1	0	0	0	0	33	0	1		
Laurencio, Luis	.238	48	181	27	43	7	2	4	21	66	22	1	89	7	1	.324	.365	.688	0	0	1	3	45	0	0	0	0	0	4	0	
Liniak, Kingston	.224	37	156	14	35	7	0	0	9	42	7	0	51	5	4	.259	.269	.528	2	0	1	0	0	0	0	0	0	37	0	1	
Malis, Zach	.273	6	22	2	6	1	1	0	3	9	2	0	5	1	0	.333	.409	.742	0	0	0	0	0	2	0	5	0	0	0	1	
Martinez, Julio	.333	1	3	0	1	1	0	0	2	2	1	0	0	0	0	.500	.667	1.167	0	0	0	0	0	0	0	0	0	1	0	1	
Noworyta, David	.270	29	63	3	17	1	0	0	8	18	11	0	12	0	0	.387	.286	.672	0	0	1	1	0	0	0	0	0	27	0	0	
Reyes, Daniel	.286	47	161	29	46	15	1	7	27	84	22	1	33	12	5	.372	.522	.894	3	0	2	2	0	0	0	0	21	0	0		
Rosoff, Jon	.000	3	4	2	0	0	0	0	0	0	1	0	3	0	0	.200	.000	.200	0	0	0	0	0	0	0	0	0	0	0	0	3
Smith, Kelvin	.202	34	124	17	25	4	1	2	9	37	8	1	51	9	2	.265	.298	.563	1	0	3	1	0	1	0	1	33	0	0	13	
Stewart, Christin	.200	2	5	1	1	0	0	1	1	4	1	0	0	0	0	.333	.800	1.133	0	0	0	0	0	0	0	0	0	1	0	0	0
Torres, Mike	.245	38	110	18	27	5	0	0	4	32	11	0	34	6	3	.317	.291	.608	1	0	1	0	0	36	0	0	0	0	3	0	
Tuck, Avery	.214	4	14	4	3	0	0	1	1	6	5	0	5	0	0	.450	.429	.879	0	0	1	0	0	0	0	0	4	0	0	0	
Ynirio, Jorge	.250	37	124	14	31	7	0	2	7	44	7	0	27	6	1	.301	.355	.656	0	0	2	1	0	6	30	1	0	0	10	0	
Team Total	.234	54	1777	244	415	83	12	35	204	627	199	6	514	78	28	.322	.353	.674	18	2	40	22	1	0	6	30	1	0	0	10	67

2018 INDIVIDUAL PITCHING STATISTICS

PITCHERS	W	L	ERA	G	GS	CG	SHO	SV	SVO	IP	H	R	ER	HR	HB	BB	IBB	SO	BK	WP	AVG	AB	TBF	SF	GF	LD			
Aguilera, Juan	3	0	0.43	10	0	0	0	2	2	21.0	5	1	1	0	0	10	0	26	0	0	.077	65	75	0	8	1			
Anderson, Austin	2	1	2.84	10	1	0	0	1	1	19.0	15	7	6	0	1	10	1	14	0	1	.227	66	80	1	5	1			
Appleton, Jose	1	1	9.31	5	4	0	0	0	0	19.1	23	20	20	3	3	10	0	15	2	5	.319	72	87	2	0	0			
Barbato, Johnny	0	0	9.00	1	1	0	0	0	0	1.0	1	1	1	0	0	0	0	0	0	0	.250	4	4	0	0	0			
Bargfield, Jeb	2	0	4.56	14	0	0	0	2	3	25.2	32	15	13	2	2	12	2	22	0	2	1	.308	104	118	0	5	3		
De Jesus, Angel	4	3	3.12	11	11	0	0	0	0	43.1	32	19	15	4	2	17	0	54	1	6	.199	161	183	2	0	0			
Domnarski, Doug	0	0	9.53	5	0	0	0	0	2	5.2	5	6	6	0	1	6	0	6	0	1	.263	19	26	0	2	0			
Escalona, Edgar	1	3	5.66	11	7	0	0	0	0	41.1	55	32	26	2	7	10	0	24	0	1	.327	168	192	3	2	0			
Farish, Chris	0	0	0.00	4	0	0	0	3	3	4.0	1	0	0	0	0	0	0	3	0	1	.083	12	12	0	3	0			
Fernandez, Chavez	1	0	0.75	4	0	0	0	0	0	12.0	7	1	1	0	0	4	0	15	0	1	.171	41	45	0	1	1			
Ledesma, Stevie	1	0	1.23	3	0	0	0	0	0	7.1	3	1	1	0	0	4	0	5	0	0	.143	21	25	0	1	0			
Lopez, Ronaldo	1	0	4.91	14	0	0	0	0	0	18.1	18	10	10	1	4	17	0	19	1	6	.261	69	91	0	5	2			
Mateo, Jhonny	2	1	3.38	10	0	0	0	0	1	16.0	18	13	6	1	2	11	1	9	0	2	.281	64	79	1	4	0			
Murphy, Kacey	1	0	0.00	4	2	0	0	0	0	8.0	5	0	0	0	1	0	7	0	0	0	.179	28	29	0	1	0			
Noble, Wes	1	1	1.84	9	3	0	0	1	1	29.1	20	7	6	0	5	12	1	26	0	1	.202	99	119	0	3	0			
Norris, Daniel	0	0	0.00	1	0	0	0	0	0	2.0	1	1	0	0	0	1	0	2	0	0	.167	6	8	0	0	0			
Perez, Franklin	0	1	4.50	3	3	0	0	0	0	8.0	3	4	4	0	1	0	0	5	0	0	.120	25	28	2	0	0			
Rodriguez, Hector	1	2	6.95	12	0	0	0	0	0	22.0	25	18	17	0	6	10	0	17	1	8	.287	87	105	2	1	1			
Santana, Kilber	3	1	4.88	13	0	0	0	1	1	31.1	33	18	17	3	2	7	1	31	0	2	.266	124	136	2	2	0			
Tobey, Jared	1	4	4.17	11	10	0	0	0	0	36.2	36	19	17	3	4	20	0	29	0	8	.265	136	166	4	0	0			
Tortosa, Crishthian	0	1	13.89	12	0	0	0	0	0	11.2	16	18	18	2	3	17	0	12	0	7	.327	49	70	1	1	1			
Vacena, Jayce	0	6	5.49	12	11	0	0	0	0	41.0	50	32	25	4	5	10	0	33	0	7	.309	162	181	3	0	0			
Villanueva, Eric	0	2	1.50	4	0	0	0	0	0	6.0	8	4	1	0	1	6	2	2	0	1	.296	27	34	0	1	1			
Welhaf, Robbie	1	1	3.77	14	1	0	0	3	5	31.0	31	14	13	2	1	8	0	27	0	3	.261	119	131	2	9	1			
Team Total	26	28	4.37	54	54	0	6	13	19	461.0	443	261	224	27	50	203	8	405	5	63	.256	1728	2024	25	54	12	0	10	67

PRE-GAME WORKOUT SCHEDULE (SUBJECT TO CHANGE)

1:10 p.m. starts

10:55-11:40
11:40-12:20
Before Tigers BP
12:20-12:30

Tigers Batting
Visitors Batting
Tigers Infield
Visitors Infield

6:10 p.m. starts

3:55-4:40
4:40-5:20
Before Tigers BP
5:20-5:30

Tigers Batting
Visitors Batting
Tigers Infield
Visitors Infield

4:10 p.m. starts

1:55-2:40
2:40-3:20
Before Tigers BP
3:20-3:30

Tigers Batting
Visitors Batting
Tigers Infield
Visitors Infield

7:10 p.m. starts

4:55-5:40
5:40-6:20
Before Tigers BP
6:20-6:30

Tigers Batting
Visitors Batting
Tigers Infield
Visitors Infield



RAMON ZAPATA

DSL Tigers1 Manager

Zapata will return as the manager for the Dominican Summer League Tigers1 in 2019, marking his second season leading the club. He previously served two seasons as the hitting coach for the GCL Tigers East (2016-17) and three seasons as the hitting coach for the Dominican Summer League Tigers (2013-15).

Prior to joining the Tigers organization, he served as the DSL Pirates infield coach in 2012, where he ended the season as the team's manager.

He spent 17 seasons in the Pittsburgh Pirates organization in multiple roles including GCL Pirates coach (1996-97), DSL Pirates manager (1997-2010) and Pirates Dominican Academy field coordinator (2010-11). In 2003 he led the DSL Pirates to the Dominican Summer League Championship and was named the DSL Manager of the Year. Zapata also managed the DSL All-Star Game in 2006 and 2007.

Originally signed by the Pirates as a non-drafted free agent, Zapata played for five seasons at the Minor League level (1991-95).

He was born in the Dominican Republic and attended San Rafael School in Boca Chica, DR.



RECORD AS A MANAGER

Year	Club	League	W	L	Pct.	Position
1997	DSL Pirates	Dominican Summer	29	40	.420	Sixth
1998	DSL Pirates	Dominican Summer	20	41	.328	Sixth
1999	DSL Pirates	Dominican Summer	34	36	.486	-----
2000	DSL Pirates	Dominican Summer	39	31	.557	Fourth
2001	DSL Pirates	Dominican Summer	27	43	.386	Seventh
2002	DSL Pirates	Dominican Summer	36	36	.500	Fifth
2003	DSL Pirates	Dominican Summer	39	25	.609	First
2004	DSL Pirates	Dominican Summer	26	44	.371	Fourth
2005	DSL Pirates	Dominican Summer	38	34	.528	Third
2006	DSL Pirates	Dominican Summer	48	19	.716	First
2007	DSL Pirates	Dominican Summer	52	17	.754	First
2008	DSL Pirates	Dominican Summer	40	30	.571	Third
2009	DSL Pirates	Dominican Summer	29	38	.433	Eighth
2010	DSL Pirates	Dominican Summer	37	34	.521	Fourth
2011	DSL Pirates	Dominican Summer	41	30	.577	Third
2012	DSL Pirates	Dominican Summer	34	34	.500	Fourth
2018	DSL Tigers1	Dominican Summer	33	39	.458	Fifth
MINOR LEAGUE TOTALS			602	571	.513	(17 Seasons)

JOSE OVALLES

DSL Tigers1 Hitting Coach

Ovalles returns in 2019 for his fourth season as the DSL Tigers1 hitting coach.

Prior to coaching, he played in the Tigers organization for three seasons (2011-13) in the Venezuelan Summer League. Over three seasons, the catcher/first baseman batted .263/.376/.418 in 154 games.

The Caracas, VZ native originally signed with the Tigers as a non-drafted free agent in 2011.



WILLIAMS MORENO

DSL Tigers1 Pitching Coach

Moreno enters his second year as a coach with the Tigers, and first as the pitching coach with the Dominican Summer League Tigers1, after working as the assistant pitching coach for the Dominican Summer League Tigers2 in 2018.

He pitched four seasons in the Tigers organization, posting a 5-5 record and 6.59 ERA over 86.0 IP with a total of 67 strikeouts. He was a member of the Tigers 2014 and 2015 Venezuelan Summer League teams that both went on to win the Venezuelan Summer League Championship. The Maracay, VZ native originally signed with the Tigers as a non-drafted free agent in 2012.




SANDY ACEVEDO

DSL Tigers1 Outfield Coach

Acevedo will serve as the outfield coach for the Dominican Summer League Tigers1, his third season on a Tigers DSL staff.

Previously, he served as a coach with DSL Tigers 2 in 2018 and was the outfield coach with the DSL Tigers in 2017. The 2019 season will mark his sixth season in a full-time capacity with the organization.

Originally signed by the Tigers as a non-drafted free agent in 2010, Acevedo spent four seasons in the Tigers Minor League system (2010-13).





DOMINICAN SUMMER LEAGUE TIGERS 1 (ROOKIE)

CARLOS QUINTERO

DSL Tigers1 Infield Coach

Quintero returns as the infield coach for the Dominican Summer League Tigers1 in 2019, marking his fourth season in that role.

He previously spent six seasons in the same capacity with the Venezuelan Summer League Tigers, which marked his first professional coaching assignment.

Prior to coaching, he worked three years at Los Arcos High School as a sports instructor.

Quintero represented the Distrito Federal in many national baseball tournaments from 1979-93. Additionally, he represented Venezuela as he participated in the Youth Baseball Championships in 1978 and both the Central America and Caribbean Youth Championships in 1982.




SOILO PERDOMO

DSL Tigers1 Coach

Perdomo will serve as a coach with the Dominican Summer League Tigers in 2019, his seventh season in a full-time capacity with the organization. He began working with the Tigers during instructional league in the Dominican Republic in October of 2009.

Prior to joining the Tigers organization, Perdomo spent two seasons as a coach with the Dominican Summer League Nationals (2007-08) in Washington's organization.



2018 INDIVIDUAL BATTING STATISTICS

--GAMES BY POSITION--

BATTERS	AVG	G	AB	R	H	2B	3B	HR	RBI	TB	BB	IBB	SO	SB	CS	OBP	SLG	OPS	SF	SAC	HBP	DP	1B	2B	3B	SS	OF	C	E	
Adames, Ernesto	.175	47	154	15	27	8	0	1	8	38	12	0	59	0	4	.244	.247	.491	0	1	2	3	11	0	0	0	29	0	5	
Chacon, Esney	.263	72	270	49	71	5	6	1	20	91	36	0	33	48	15	.348	.337	.685	3	2	1	0	0	0	0	0	71	0	2	
De La Cruz, Danuerys	.077	5	13	2	1	0	0	0	2	1	5	0	6	0	0	.333	.077	.410	0	0	0	0	0	0	0	0	0	0	4	1
Dominguez, Antonio	.276	41	127	12	35	10	0	1	12	48	11	0	12	2	2	.370	.378	.748	0	3	8	3	17	0	22	0	0	0	7	
Figueroa, Adonis	.167	33	102	12	17	3	2	1	9	27	15	0	23	4	4	.280	.265	.544	0	5	1	0	0	0	0	0	32	0	1	
Garcia, Pedro	.253	47	158	20	40	6	2	1	14	53	16	0	38	9	4	.324	.335	.659	1	1	1	5	14	0	1	0	0	27	4	
Gonzalez, Alvaro	.245	46	163	19	40	4	6	1	17	59	23	0	36	8	9	.352	.362	.714	2	1	5	1	0	0	0	36	0	23		
Jimenez, Jeremy	.226	28	93	7	21	2	0	0	7	23	10	0	27	1	2	.308	.247	.555	0	0	1	1	1	0	0	0	0	20	3	
Montes, Sergio	.157	27	70	6	11	0	0	0	6	11	11	0	32	4	0	.306	.157	.463	0	2	4	0	0	10	5	0	0	0	2	
Nivar, Kevin	.261	65	222	34	58	12	1	1	18	75	33	1	42	10	5	.367	.338	.705	0	0	4	9	0	59	0	0	0	0	9	
Olivas, Martin	.198	61	197	21	39	6	6	2	15	63	8	0	53	2	2	.248	.320	.567	3	3	6	4	0	1	45	8	0	0	17	
Oviedo, Luis	.163	31	92	12	15	4	0	0	8	19	11	0	35	2	1	.252	.207	.459	0	1	0	0	0	0	0	0	28	0	2	
Perez, Yerjani	.262	59	168	27	44	7	2	0	18	55	21	0	45	4	6	.342	.327	.669	1	8	0	1	8	7	15	33	0	15		
Reina, Jose	.230	67	243	28	56	10	6	0	30	78	23	0	49	26	13	.307	.321	.628	5	4	6	2	0	0	0	0	66	0	5	
Valencia, Eduardo	.313	57	198	30	62	13	1	0	26	77	21	0	23	6	5	.382	.389	.770	5	3	4	6	33	0	0	0	0	24	7	
Team Total	.237	72	2274	294	538	90	32	9	211	719	256	1	515	12672	.323	.316	.639	20	34	43	35								129	

2018 INDIVIDUAL PITCHING STATISTICS

PITCHERS	W	L	ERA	G	GS	CG	SHO	SV	SVO	IP	H	R	ER	HR	HB	BB	IBB	SO	BK	WP	AVG	AB	TBF	SF	GF	HLD
Bauza, Adolfo	0	4	7.36	11	10	0	0	0	0	25.2	22	24	21	1	1	34	0	19	0	14	.234	94	130	0	0	0
Chavez, Alejandro	2	5	4.12	17	0	0	0	2	39.1	39	23	18	0	1	18	0	40	0	1	7	.271	144	167	3	5	3
De Los Reyes, Raul	2	1	2.96	12	0	0	0	3	6	24.1	23	11	8	2	0	7	0	21	0	1	.250	92	100	1	6	0
Escalona, Edgar	1	0	7.11	2	0	0	0	0	6.1	8	5	5	1	0	4	0	4	0	0	0	.308	26	31	0	1	0
Fajardo, Rodolfo	3	0	1.07	14	13	0	0	0	59.0	39	14	7	2	4	10	0	67	0	5	183	.213	227	0	0	0	
Fenelon, Wilmer	0	0	3.65	10	0	0	0	0	12.1	12	6	5	0	5	4	0	9	0	1	1	.255	47	56	0	6	0
Gardea, Dario	5	1	2.05	12	9	1	0	1	48.1	32	15	11	2	4	13	0	51	2	3	189	.169	186	0	1	0	
Lopez, Johan	1	2	4.67	17	0	0	0	0	34.2	35	21	18	2	5	29	0	28	0	4	271	.129	166	2	2	2	
Montero, Keider	2	2	2.14	15	5	0	0	5	46.1	45	22	11	2	6	16	0	40	0	7	249	.181	204	1	6	1	
Moreno, Williander	3	4	3.61	19	9	0	0	5	57.1	55	27	23	4	4	14	0	47	1	3	261	.211	234	3	9	0	
Nunez, Hendry	0	2	4.50	13	2	0	0	2	28.0	24	19	14	1	6	21	0	29	1	6	226	.106	135	2	5	1	
Pina, Jose	1	2	0.64	6	5	0	0	0	14.0	14	8	1	0	2	6	0	12	0	2	226	.62	70	0	0	0	
Ramirez, Jose	0	1	6.62	13	0	0	0	0	17.2	12	13	13	0	4	21	1	19	1	11	203	.59	86	1	3	1	
Reyes, Marcos	3	0	7.43	15	0	0	0	0	23.0	34	27	19	2	1	20	2	15	1	5	.330	103	124	0	4	1	
Salazar, Joseph	3	5	3.90	14	13	0	0	0	57.2	57	37	25	2	5	24	1	43	2	8	259	.220	251	2	0	0	
Santana, Andy	2	1	3.27	7	0	0	0	1	2	11.0	10	5	4	2	2	7	1	11	0	2	.238	42	54	2	6	0
Santana, Kilber	1	1	4.22	3	0	0	0	0	10.2	11	6	5	1	0	0	0	11	0	2	268	.41	41	0	1	1	
Severino, Oscar	0	0	2.45	10	0	0	0	3	4	14.2	10	4	4	1	3	6	0	18	0	3	.196	51	60	0	6	0
Silva, Ricardo	2	5	3.51	14	6	0	0	1	56.1	61	30	22	0	2	3	0	57	3	4	275	.222	231	1	5	0	
Tejeda, Briant	1	0	4.76	13	0	0	0	0	17.0	14	12	9	0	4	20	0	17	0	4	233	.60	84	0	2	3	
Torres, Oswal	1	0	4.00	4	0	0	0	0	9.0	9	4	4	1	1	6	0	3	0	2	.290	31	39	1	2	0	
Yiguez, Enrique	1	2	7.15	7	0	0	0	0	11.1	15	13	9	1	2	7	0	14	0	0	.313	48	57	0	1	1	
Team Total	33	39	3.69	72	72	1	2	21	32	624.0	581	346	256	27	62	290	5	575	12	94	.247	2351	2733	19	71	14



MARCO YEPEZ

DSL Tigers2 Manager

Yepez will serve his second stint as the manager of Dominican Summer League Tigers2, after working as the DSL Tigers2 hitting coach in 2018. He previously was manager of DSL Tigers in 2017.

Prior to joining the organization he was the third base coach on the Leones del Caracas coaching staff of the Venezuelan Winter League in 2016.

Yepez spent eight total seasons in the Minor Leagues in the Florida Marlins (2002), Montreal Expos (2003-04) and Washington Nationals (2005-09) organizations. He batted .268/.347/.356 over 649 games during his Minor League career.

In addition to playing abroad in Venezuela, the former infielder also played in the professional baseball leagues in Colombia, Nicaragua and Italy, where he concluded his playing career in 2012 after three seasons.

The Caracas, VZ native was originally signed by Florida as a non-drafted free agent in 2009.



RECORD AS A MANAGER

Year	Club	League	W	L	Pct.	Position
2017	DSL Tigers	Dominican Summer	26	44	.371	Seventh
MINOR LEAGUE TOTALS			26	44	.371	(One Season)

KELY RAMOS

DSL Tigers2 Hitting Coach

Ramos joins the organization as the hitting coach with the Dominican Summer League Tigers2, his first professional coaching post.

His transition to coaching comes after playing eight seasons in the Minor Leagues between stints in the New York (NL), Boston and Baltimore player development systems. Over that span he batted .234/.287/.375 with 46 home runs and 221 RBI in 478 games. Ramos last played in 2003 with Single A Aberdeen.



LUIS MARTE

DSL Tigers2 Pitching Coach

Marte returns as the Dominican Summer League Tigers2 pitching coach for the second season, after serving as the assistant pitching coach for the Dominican Summer League Tigers in 2017.

He most recently pitched at Triple A Toledo in the Tigers organization in 2013. He spent parts of two seasons at the Major League level with the Tigers from 2011-12. He pitched in 17 games, posting a 2-0 record and 2.77 ERA (26.0IP/8ER) with Detroit.

The San Cristobal, DR native spent eight total seasons in the Tigers organization. He was originally signed by the Tigers as a non-drafted free agent on November 16, 2005.



FRANCISCO MARTINEZ

DSL Tigers2 Outfield Coach

Martinez returns for his second season as a coach in the Tigers organization, after spending 2018 as a coach on the DSL Tigers1 staff. Francisco played as high as Double A over a nine-year professional career.

Martinez most recently played for Single A Lakeland in 2015. During that season he amassed a total of 137 hits, 30 doubles, 4 triples and 10 home runs.

While playing for Double A Erie in 2011, he was selected as a Midseason All-Star and also played in the MLB Futures Game.

The Miranda, VZ native spent a total of six seasons as a player in the Tigers organization. He was originally signed by the Tigers as a non-drafted free agent on July 2, 2007.



CARMELO JAIME

DSL Tigers2 Infield Coach

Jaime will serve as the infield coach for the Dominican Summer League Tigers2 for the second season, after spending two seasons (2016-17) as the infield coach of the Gulf Coast League Tigers East.

He previously spent five seasons in the same capacity with the Dominican Summer League Tigers. His stint as the infield coach with the DSL Tigers marked his first professional coaching assignment.

He played three seasons at the Minor League level with the Tigers after being selected by Detroit in the 24th round of the 2008 MLB First-Year Player Draft.

Born in the Dominican Republic, Jaime attended Miami Dade Community College in Florida.





JOSE CABRERA

DSL Tigers2 Coach

Cabrera joins the organization as a coach, working with the Dominican Summer League Tigers teams.

Prior to joining the Tigers, Cabrera spent the 2016 season as a coach for Houston in the Dominican Summer League.

Cabrera had a six-year Major League career, playing four seasons for Houston (1997-2000) and one season each for Atlanta (2001) and Milwaukee (2002). The righthanded pitcher compiled a 19-17 record and 4.95 ERA (271.0IP/149ER) with 192 strikeouts over 198 career games.

The native of La Delgada, DR had one postseason appearance in his Major League career, tossing 2.0 shutout innings in the National League Division Series with Houston in 1999.



2018 INDIVIDUAL BATTING STATISTICS

--GAMES BY POSITION--

BATTERS	AVG	G	AB	R	H	2B	3B	HR	RBI	TB	BB	IBB	SO	SB	CS	OBP	SLG	OPS	SF	SAC	HBP	GAMES BY POSITION								
																						DP	1B	2B	3B	SS	OF	C	E	
Acevedo, Yoneiry	.212	61	198	18	42	5	2	0	15	51	22	0	38	8	5	.291	.258	.548	5	6	2	2	0	20	0	0	42	0	20	
Alfonzo, Eliezer	.391	33	110	22	43	10	1	0	21	55	20	0	8	3	1	.485	.500	.985	3	0	3	0	12	0	0	0	0	18	6	
Batista, Enrique	.219	47	146	19	32	5	4	1	18	48	14	0	45	7	6	.288	.329	.616	0	0	0	0	15	1	6	0	14	0	7	
De La Cruz, Danuerys	.179	28	84	10	15	4	1	1	9	24	14	0	26	1	5	.310	.286	.596	0	0	2	0	14	0	0	0	0	11	9	
Irigoyen, Carlos	.264	33	121	18	32	2	1	0	4	36	13	0	25	4	7	.336	.298	.633	0	2	0	4	0	0	0	31	0	0	12	
Leonardo, Iverson	.236	62	195	31	46	8	7	1	17	71	31	0	59	7	8	.368	.364	.732	2	1	11	4	0	0	0	0	51	0	4	
Marte, Kendry	.224	52	143	26	32	5	0	1	17	40	33	0	45	17	9	.371	.280	.651	1	2	1	1	13	14	26	0	1	0	16	
Martinez Jr., Pedro	.224	47	147	20	33	7	1	1	23	45	19	0	25	2	2	.350	.306	.656	5	0	12	6	0	0	42	0	0	0	17	
Medrano, Carlos	.159	45	132	10	21	2	3	1	12	32	11	0	52	4	3	.248	.242	.491	1	1	5	5	0	14	0	0	0	1	21	9
Mojica, Jimmy	.312	60	218	52	68	7	6	3	32	96	19	0	38	10	5	.381	.440	.821	3	1	7	2	0	0	0	0	59	0	6	
Moreno, Jhenrry	.184	35	87	13	16	4	1	0	9	22	17	0	38	5	3	.336	.253	.589	0	0	3	0	0	0	0	0	27	0	1	
Oviedo, Luis	.118	6	17	0	2	0	0	0	2	2	2	0	5	0	2	.250	.118	.368	0	0	1	0	0	0	0	0	5	0	1	
Rea, Yoandy	.320	55	178	27	57	10	7	2	36	81	14	1	20	2	5	.405	.455	.860	1	0	12	10	15	0	0	0	0	27	8	
Rodriguez, Jose	.225	57	169	19	38	10	0	0	23	54	23	1	65	3	10	.322	.320	.641	4	2	3	1	0	0	0	0	55	0	3	
Sandoval, Jhon	.181	32	105	11	19	5	1	0	9	26	16	0	51	3	2	.298	.248	.546	1	0	2	1	0	0	0	0	22	0	1	
Veliz, Frank	.282	57	206	40	58	7	1	1	17	70	18	1	40	16	7	.357	.340	.697	3	1	8	4	1	44	6	4	0	0	12	
Team Total	.246	72	2256	336	554	91	36	12	264	753	286	3	580	92	80	.345	.334	.679	29	16	72	35							160	

2018 INDIVIDUAL PITCHING STATISTICS

PITCHERS	W	L	ERA	G	GS	CG	SHO	SV	SVO	IP	H	R	ER	HR	HB	BB	IBB	SO	BK	WP	AVG	AB	TBF	SF	GF	HLD
Burgos, Ronald	2	2	4.09	14	9	0	0	0	0	55.0	61	39	25	1	9	13	0	54	0	9	.279	219	244	0	1	0
Cortes, Maximo	1	5	5.69	12	10	0	0	0	0	55.1	63	41	35	3	4	14	0	42	1	9	.286	220	242	2	0	0
Dacosta, Francarlos	1	1	4.35	12	4	0	0	1	1	20.2	20	12	10	1	2	9	0	9	0	2	.244	82	93	0	2	0
De Jesus, Angel	1	0	1.69	3	1	0	0	0	0	10.2	8	2	2	1	0	3	0	14	0	1	.211	38	42	0	2	0
De La Cruz, Sandel	1	0	0.00	3	0	0	0	0	0	6.2	8	0	0	0	0	1	0	7	0	0	.296	27	28	0	2	1
Diaz, Jose	3	1	5.40	18	0	0	0	0	0	28.1	20	21	17	1	4	27	0	25	0	15	.198	101	133	0	0	4
Francisco, Roberto	4	1	4.60	21	0	0	0	4	6	31.1	44	23	16	2	2	14	0	27	1	6	.338	130	150	3	11	2
Galea, Maiker	1	0	7.30	10	0	0	0	1	1	12.1	14	13	10	0	0	12	0	16	1	1	.264	53	65	0	1	2
Guerrero, Yonson	2	2	4.99	16	3	0	0	2	2	30.2	23	19	17	1	7	18	0	25	1	10	.204	113	142	3	5	2
Hernandez, Jhoan	3	2	4.88	18	0	0	0	0	0	24.0	27	21	13	0	5	13	1	21	1	5	.276	98	117	1	6	0
Herrera, Martin	1	3	3.73	12	11	0	0	0	0	31.1	41	19	13	1	1	6	0	28	0	1	.318	129	140	2	0	0
Jimenez, Francisco	2	1	2.66	8	5	0	0	0	0	23.2	16	10	7	0	1	15	0	24	0	3	.195	82	99	1	1	0
Jimenez, Marco	1	1	3.18	4	0	0	0	0	1	5.2	4	3	2	0	0	2	0	4	0	0	.200	20	23	1	1	0
Marte, Kendry	0	0	0.00	2	0	0	0	0	0	2.0	0	0	0	0	0	0	0	0	0	1	.000	6	6	0	2	0
Ozuna, Angel	3	2	5.06	20	0	0	0	0	0	37.1	37	26	21	2	2	22	0	26	0	3	.264	140	165	1	4	2
Perdomo, Carlos	1	1	1.59	10	0	0	0	0	1	11.1	5	3	2	0	0	14	1	15	0	10	.128	39	54	0	3	1
Perez, Cleiverth	1	3	3.64	14	13	0	0	0	0	54.1	49	25	22	2	0	21	0	52	0	5	.245	200	224	1	0	0
Pinales, Erick	1	3	3.48	11	6	0	0	0	1	20.2	9	11	8	0	3	18	0	24	0	6	.132	68	90	0	1	1
Quinones, Emmanuel	2	3	2.26	13	9	0	0	1	1	59.2	53	27	15	0	4	13	0	37	0	9	.238	223	247	4	1	0
Torres, Oswal	1	2	9.77	12	1	0	0	1	1	15.2	14	18	17	0	3	21	0	14	0	8	.255	55	80	1	2	0
Valdez, Albert	0	2	7.71	10	0	0	0	0	1	11.2	15	13	10	2	0	6	0	9	0	3	.313	48	55	1	3	1
Vazquez, Juan	0	3	2.49	16	0	0	0	4	7	25.1	28	12	7	0	2	9	1	21	0	1	.272	103	115	1	9	1
Team Total	34	38	4.09	72	72	0	5	21	33	607.2	587	365	276	17	49	276	5	530	7	109	.254	2311	2683	23	72	17



Corey Tremble
Minor League
Medical and Rehab
Coordinator




Manny Peña
Minor League Asst.
Medical Coordinator,
International



Steve Chase
Minor League Strength
and Conditioning
Coordinator

MINOR LEAGUE ATHLETIC TRAINERS



Chris McDonald
Triple A Toledo



T.J. Obergefell
Double A Erie



Jason Schwartzman
Single A Lakeland



Chris Vick
Single A West Michigan



Sean McFarland
Single A Connecticut



Cody Derby
GCL Tigers West



Erick Flores
GCL Tigers East



Jairo Diaz
DSL Tigers1



Juan Pena
DSL Tigers2

MINOR LEAGUE STRENGTH AND CONDITIONING COACHES



Jeff Mathers
Triple A Toledo



Matt Rosenhamer
Double A Erie



Dax Fiore
Single A Lakeland



Phil Hartt
Single A West Michigan



Dan Morrison
Single A Connecticut



Francisco Rivas
GCL Tigers West



Andres Rivera
GCL Tigers East



Tomas Muñoz
DSL Tigers1



Andres Rodriguez
DSL Tigers1



Luis Rodriguez
DSL Tigers2



Rafael Suero
DSL Tigers2




TIGERS SCOUTING DIRECTORY

MAJOR LEAGUE SCOUTING



Scott Bream
Vice President,
Player Personnel



Sam Menzin
Director, Baseball
Operations &
Professional
Scouting



Murray Cook
Senior
Advisor



Scott Reid
Senior
Advisor



Dick Egan
Special Assistant
to the GM



Mike Russell
Special Assistant
to the GM



Ray Crone
Major League
Scout



Jim Elliott
Major League
Scout



Kevin Ellis
Major League
Scout



Joe Ferrone
Major League
Scout



Randy Johnson
Major League
Scout



P.J. Jones
Major League
Scout



Paul Mirocke
Major League
Scout



Yadalla Mufdi
Major League
Scout



Jim Olander
Major League
Scout



Gary Pellant
Major League
Scout



Jim Rough
Major League
Scout



John Stockstill
Major League
Scout



Bruce Tanner
Major League
Scout



Josh Wilson
Major League
Scout


AMATEUR SCOUTING



Scott Pleis
Director,
Amateur Scouting



Cheryl Evans
Director, Minor
League & Scouting
Administration



Eric Nieto
Assistant Director,
Amateur Scouting



Sam Nasci
Coordinator,
Amateur Scouting
Video



CROSSCHECKERS



Tim Hallgren
National
Crosschecker



Steve Hinton
National
Crosschecker



Tim Grieve
Midwest Regional
Crosschecker



Justin Henry
Central Regional
Crosschecker



Dave Lottsfeldt
West Regional
Crosschecker



James Orr
East Regional
Crosschecker

AREA SCOUTS



Nick Avila
South FL,
Puerto Rico,
Virgin Islands



Bryson Barber
GA, FL Panhandle



Taylor Black
NC, SC



Jim Bretz
New England, NJ,
NY, Eastern Can.



RJ Burgess
North/Central
Florida



Scott Cerny
Northern CA,
Northern NV



Dave Dangler
AK, ID, MT, OR,
WA, WY, Western
Can.



Mike Hankins
Southern TX, MO



Ryan Johnson
KS, NE, ND, SD,
IA, MN



Jeff Kunkel
MI, WI, OH, No.
IN, No. IL



Joey Lothrop
AZ, UT, NM, CO, El
Paso, TX



Tim McWilliam
Southern CA, HI



Steve Pack
Southern CA,
Southern NV



Mike Smith
AL, MS, LA



Steve Taylor
Northern TX,
OK, AR



Matt Zmuda
VA, MD, WV, D.C.,
DE, PA



Harold Zonder
KY, TN, So. IL,
So. IN

PART-TIME SCOUTS



German Geigel
Puerto Rico



Deryl Horton
MI



Mark Monahan
MI



Clyde Weir
MI



TIGERS SCOUTING DIRECTORY

INTERNATIONAL SCOUTING



Tom Moore
Director,
International
Operations



Miguel Garcia
Director,
Latin American
Scouting



Kevin Hooker
Coordinator,
Pacific Rim
Scouting



Alejandro Rodriguez
International
Crosschecker



Jeff Wetherby
International
Crosschecker



Rafael Gonzalez
Coordinator,
International
Operations


LATIN AMERICAN SCOUTING



Ramon Perez
Director,
Dominican Republic
Operations



Oliver Arias
Special Assignment
Scout, Dominican
Republic



Wilfredo Crespo
Administrator,
Dominican Academy



Jimmy Ortiz
Administrator,
Dominican Academy



Oscar Garcia
Venezuela Academy
Administrator/VZ



Raul Leiva
Venezuela



Jesus Mendoza
Venezuela



Delvis Pacheco
Venezuela



Rodolfo Penalo
Dominican
Republic



Aldo Perez
Dominican
Republic



Miguel Rodriguez
Dominican
Republic



Carlos Santana
Dominican
Republic



Luis Molina
Panama

PACIFIC RIM SCOUTING



Glenn Williams
Australia



Michael Hsieh
Taiwan



Yas Sato
Japan



Ho-Kyun Im
Korea

2018 FIRST-YEAR PLAYER DRAFT



#	Name	Pos.	Ht.	Wt.	B/T	School
1	Casey Mize	RHP	6-3	220	R/R	Auburn University
2	Parker Meadows	OF	6-4	195	L/R	Grayson HS (GA)
3	Kody Clemens	2B	6-1	190	L/R	University of Texas
4	Kingston Liniak	CF	6-2	173	R/R	Mission Hills HS (CA)
5	Adam Wolf	LHP	6-6	225	L/L	University of Louisville
6	Hugh Smith	RHP	6-10	220	R/R	Whitworth College (WA)
7	Eric De La Rosa	CF	6-6	175	R/R	Grossmont College (CA)
8	Jeremiah Burks	2B	6-2	175	R/R	Fresno State University
9	Tarik Skubal	LHP	6-3	215	L/L	Seattle University
10	Brock Deatherage	CF	6-1	186	L/L	North Carolina State University
11	Kacey Murphy	LHP	6-0	200	L/L	University of Arkansas
12	Reece Hampton	CF	5-10	165	S/R	UNC Charlotte
13	Chris Proctor	C	6-1	180	L/R	Duke University
14	Luke Sherley	SS	6-1	190	R/R	Texas State University
15	Nick Ames	1B	6-3	220	L/R	University of Nevada Las Vegas
16	Dayton Dugas	LF	6-3	245	R/R	Wichita State University
17	Avery Tuck	CF	6-4	195	L/R	New Mexico Junior College
18	Ethan DeCaster	RHP	6-3	190	R/R	Duke University
19	Angel Reyes	RHP	6-2	200	R/R	University of Science and Arts of Oklahoma
20	Kelvin Smith	SS	5-11	188	R/R	Redan HS (GA)
21	John Valente	3B	5-11	190	S/R	St. John's University (NY)
22	Maddux Conger	RHP	6-1	200	R/R	Vanderbilt University
23	Jordan Verdon	1B	6-3	205	L/R	San Diego State University
24	Zach Malis	3B	6-4	190	L/R	Grand Canyon University
25	Chance Kirby	RHP	6-0	195	R/R	University of Texas San Antonio
26	Garrett Hill	RHP	6-0	175	R/R	San Diego State University
27	Steve Ledesma	RHP	6-5	190	R/R	UC Santa Barbara
28	Danny Reyes	LF	6-2	205	R/R	University of Miami
29	Jeb Bargfeldt	LHP	6-0	175	L/L	University of Miami
30	Jared Tobey	LHP	6-4	225	L/R	Wayne State University
31	Jayce Vancena	RHP	6-5	235	R/R	University of Michigan
32	Clark Brinkman	CF	6-2	195	R/R	Creighton University
33	Justin Childers	1B	6-2	210	R/R	Ohio Dominican University
34	Vinny Esposito	LF	5-11	200	R/R	Cal State Sacramento
35	Chavez Fernandez	RHP	6-3	220	R/R	Polk State College (FL)
36	Yaya Chentouf	RHP	5-9	170	R/R	University of Pittsburgh
37	Matthew Jarecki	LF	6-2	205	R/R	Benedictine College (KS)
38	Cole Henry*	RHP	6-3	205	R/R	Florence HS (AL)
39	Cory Acton*	2B	6-0	175	L/R	American Heritage School (FL)
40	Kevynn Arias	C	6-0	215	R/R	Montreat College (NC)

* - Players who did not sign with the Tigers

TWO MILLION TIGERS FANS

The Tigers surpassed two million in attendance for the 20th time in franchise history in 2017. The following is a list of seasons the club has attracted two million fans to the ballpark:

Year	Attendance
1968	2,031,847
1984	2,704,794
1985	2,286,609
1987	2,061,830
1988	2,081,162
1999	2,026,441
2000	2,533,752
2005	2,024,495
2006	2,595,937
2007	3,047,139
2008	3,202,645
2009	2,567,185
2010	2,461,237
2011	2,642,045
2012	3,028,033
2013	3,083,397
2014	2,917,209
2015	2,726,048
2016	2,493,859
2017	2,321,599



TIGERS MINOR LEAGUE PLAYERS

ACEVEDO, YONEIRY MANUEL

HEIGHT: 5-10

WEIGHT: 150

RECOMMENDED/SIGNED BY: Aldo Perez/Carlos Santana (Tigers)

HOW OBTAINED: Signed by the Tigers as a non-drafted free agent on July 3, 2017

Year	Club	AVG	G	AB	R	H	TB	2B	3B	HR	RBI	SH	SF	HB	BB	SO	SB	CS	OBP	SLG	E
2018	DSL Tigers2	.212	61	198	18	42	51	5	2	0	15	6	5	2	22	38	8	5	.291	.258	20

ACOSTA, VICTOR MANUEL

HEIGHT: 6-3

WEIGHT: 190

RECOMMENDED/SIGNED BY: Aldo Perez/Roldofo Penalo (Tigers)

HOW OBTAINED: Signed by the Tigers as a non-drafted free agent on May 8, 2018

Year	Club	W-L	ERA	G	GS	CG	SHO	SV	IP	H	AB	R	ER	HR	HB	BB	SO	WP	BK	AVG
2018	DSL Tigers2	2-0	1.85	19	0	0	0	7	34.0	28	117	7	7	0	0	5	35	3	1	.239

ADAMES, ERNESTO

HEIGHT: 6-1

WEIGHT: 180

RECOMMENDED/SIGNED BY: Ramon Perez/Carlos Santana (Tigers)

HOW OBTAINED: Signed by the Tigers as a non-drafted free agent on July 2, 2016

Year	Club	AVG	G	AB	R	H	TB	2B	3B	HR	RBI	SH	SF	HB	BB	SO	SB	CS	OBP	SLG	E
2017	DSL Tigers	.246	16	57	7	14	21	5	1	0	7	0	1	4	4	19	0	1	.333	.368	2
2018	DSL Tigers1	.175	47	154	15	27	38	8	0	1	8	1	0	2	12	59	0	4	.244	.247	5
MINOR LEAGUE TOTALS		.194	63	211	22	41	59	13	1	1	15	1	1	6	16	78	0	5	.269	.280	7

AGUILERA, JUAN

HEIGHT: 6-1

WEIGHT: 183

RECOMMENDED/SIGNED BY: Dave Lottsfeldt (Tigers)

SCHOOL: University of Arizona

HOW OBTAINED: Signed by the Tigers as a non-drafted free agent on June 1, 2018

Year	Club	W-L	ERA	G	GS	CG	SHO	SV	IP	H	AB	R	ER	HR	HB	BB	SO	WP	BK	AVG
2018	GCL Tigers East	3-0	0.43	10	0	0	2	21.0	5	65	1	1	0	0	10	26	0	0	.077	
	Connecticut	1-1	1.13	6	0	0	0	0	16.0	10	60	4	2	0	0	9	13	1	0	.167
MINOR LEAGUE TOTALS		4-1	0.73	16	0	0	0	2	37.0	15	125	5	3	0	0	19	39	1	0	.120

ALEXANDER, TYLER JOHN

HEIGHT: 6-2

WEIGHT: 200

RECOMMENDED/SIGNED BY: Matt Lea (Texas)

SCHOOL: Texas Christian University

HOW OBTAINED: Selected by the Tigers in the second round of the June 2015 draft

Year	Club	W-L	ERA	G	GS	CG	SHO	SV	IP	H	AB	R	ER	HR	HB	BB	SO	WP	BK	AVG
2015	Connecticut	0-2	0.97	12	12	0	0	0	37.0	17	128	7	4	3	1	5	33	0	0	.133
2016	Lakeland	6-7	2.21	19	18	0	0	0	102.0	87	385	36	25	7	3	16	82	0	0	.226
	Erie	2-1	3.15	6	6	0	0	0	34.1	36	132	13	12	4	1	4	23	0	0	.273
2017	Erie	8-9	5.07	27	26	1	0	0	138.1	178	576	95	78	20	7	23	120	3	1	.309
2018	Erie	3-2	3.75	9	9	0	0	0	48.0	64	197	22	20	7	2	9	35	1	0	.325
	Toledo	3-6	4.79	17	15	0	0	0	92.0	120	376	58	49	9	3	13	60	0	0	.319
MINOR LEAGUE TOTALS		22-27	3.75	90	86	1	0	0	451.2	502	1794	231	188	50	17	70	353	4	1	.280

ALFONZO, ELJEZER VICENTE

HEIGHT: 5-10

WEIGHT: 155

RECOMMENDED/SIGNED BY: Alejandro Rodriguez/Raul Leiva (Tigers)

HOW OBTAINED: Signed by the Tigers as a non-drafted free agent on July 4, 2016

Year	Club	AVG	G	AB	R	H	TB	2B	3B	HR	RBI	SH	SF	HB	BB	SO	SB	CS	OBP	SLG	E
2017	DSL Tigers	.305	52	151	24	46	52	4	1	0	14	0	1	3	26	18	5	1	.414	.344	7
2018	DSL Tigers2	.391	33	119	22	43	55	19	1	9	21	0	3	3	20	8	3	1	.485	.500	6
	GCL Tigers West	.217	22	69	7	15	19	1	0	1	12	0	2	0	9	9	3	1	.300	.275	0
MINOR LEAGUE TOTALS		.315	107	330	53	104	126	24	2	10	47	0	6	6	55	35	11	3	.416	.382	13

ALVARADO, DARWIN DAVID

HEIGHT: 6-1

WEIGHT: 170

RECOMMENDED/SIGNED BY: Alejandro Rodriguez/Delvis Pacheco (Tigers)

HOW OBTAINED: Signed by the Tigers as a non-drafted free agent on July 3, 2015

Year	Club	AVG	G	AB	R	H	TB	2B	3B	HR	RBI	SH	SF	HB	BB	SO	SB	CS	OBP	SLG	E
2016	DSL Tigers	.247	55	190	37	47	54	3	2	0	18	1	0	6	31	49	10	1	.370	.284	0
2017	GCL Tigers West	.200	44	140	17	28	34	3	0	1	11	1	2	2	14	38	5	3	.278	.243	3

SHORTSTOP

BORN: December 4, 2000 - Santo Domingo Norte, DR

RESIDENCE: Santo Domingo Norte, DR

RIGHTHANDED PITCHER

BORN: June 24, 1998 - Nagua, DR

RESIDENCE: Nagua, DR

FIRST BASEMAN

BORN: December 29, 1999 - Santo Domingo, DR

RESIDENCE: Santo Domingo, DR

RIGHTHANDED PITCHER

BORN: September 24, 1996 - Tucson, AZ

RESIDENCE: Sierra Vista, AZ

LEFTHANDED PITCHER

BORN: July 14, 1994 - Chicago, IL

RESIDENCE: Southlake, TX

CATCHER

BORN: September 23, 1999 - Barcelona, VZ

RESIDENCE: Barcelona, VZ

OUTFIELDER

BORN: November 10, 1998 - Barinas, VZ

RESIDENCE: Barinas, VZ

TIGERS MINOR LEAGUE PLAYERS



(Alvarado, cont.)

2018	Connecticut	.174	48	155	12	27	36	5	2	0	18	0	3	2	20	49	2	2	.272	.232	0
	West Michigan	.175	13	40	3	7	7	0	0	0	4	0	2	1	2	10	1	0	.222	.175	0
MINOR LEAGUE TOTALS		.208	160	525	69	109	131	11	4	1	51	2	7	11	67	146	18	6	.307	.250	3

AMES, NICK

HEIGHT: 6-3

BATS: L

FIRST BASEMAN

BORN: November 25, 1996 - Tucson, AZ

WEIGHT: 240

THROWS: R

RESIDENCE: Las Vegas, NV

RECOMMENDED/SIGNED BY: Steve Pack (Tigers)

SCHOOL: University of Nevada, Las Vegas

HOW OBTAINED: Selected by the Tigers in the 15th round of the June 2018 draft

Year	Club	AVG	G	AB	R	H	TB	2B	3B	HR	RBI	SH	SF	HB	BB	SO	SB	CS	OBP	SLG	E
2018	GCL Tigers West	.304	12	46	9	14	35	6	0	5	19	0	1	0	5	11	0	0	.365	.761	1
	Connecticut	.198	36	126	12	25	42	5	0	4	9	0	1	1	13	45	0	0	.277	.333	1
MINOR LEAGUE TOTALS		.227	48	172	21	39	77	11	0	9	28	0	2	1	18	56	0	0	.301	.448	2

ANDERSON, AUSTIN

HEIGHT: 5-11

BATS: R

RIGHTHANDED PITCHER

BORN: November 20, 1995 - Denver, CO

WEIGHT: 197

THROWS: R

RESIDENCE: Littleton, CO

RECOMMENDED/SIGNED BY: Steve Pack (Tigers)

SCHOOL: University of Nevada, Las Vegas

HOW OBTAINED: Signed by the Tigers as a non-drafted free agent on June 20, 2018

Year	Club	W-L	ERA	G	GS	CG	SHO	SV	IP	H	AB	R	ER	HR	HB	BB	SO	WP	BK	AVG
2018	GCL Tigers East	2-1	2.84	10	1	0	0	1	19.0	15	66	7	6	0	1	10	14	1	0	.227

APPLETON, JOSE FERNANDO

HEIGHT: 6-3

BATS: R

RIGHTHANDED PITCHER

BORN: July 2, 1997 - San Pedro de Macoris, DR

WEIGHT: 170

THROWS: R

RESIDENCE: San Pedro de Macoris, DR

RECOMMENDED/SIGNED BY: Ramon Perez/Miguel Rodriguez (Tigers)

HOW OBTAINED: Signed by the Tigers as a non-drafted free agent on October 22, 2014

Year	Club	W-L	ERA	G	GS	CG	SHO	SV	IP	H	AB	R	ER	HR	HB	BB	SO	WP	BK	AVG
2015	DSL Tigers	0-1	7.94	3	2	0	0	0	5.2	6	24	8	5	0	4	6	6	6	0	.250
2016	Did Not Pitch																			
2017	DSL Tigers	0-1	12.27	4	4	0	0	0	3.2	4	14	5	5	1	1	3	4	0	0	.286
2018	GCL Tigers East	1-1	9.31	5	4	0	0	0	19.1	23	72	20	20	3	3	10	15	5	2	.319
MINOR LEAGUE TOTALS		1-3	9.42	12	10	0	0	0	28.2	33	110	33	30	4	8	19	25	11	2	.300

ARIAS, KEVYNN

HEIGHT: 6-0

BATS: R

CATCHER

BORN: February 11, 1997 - Santo Domingo, DR

WEIGHT: 215

THROWS: R

RESIDENCE: Santo Domingo, DR

RECOMMENDED/SIGNED BY: Taylor Black (Tigers)

HOW OBTAINED: Signed by the Tigers as a non-drafted free agent on June 19, 2018

Year	Club	AVG	G	AB	R	H	TB	2B	3B	HR	RBI	SH	SF	HB	BB	SO	SB	CS	OBP	SLG	E
2018	GCL Tigers East	.150	20	40	4	6	6	0	0	0	3	0	0	0	5	11	0	0	.244	.150	0

ARRICERA, GIOVANNI (GIO) E.

HEIGHT: 6-2

BATS: R

RIGHTHANDED PITCHER

BORN: June 7, 1998 - Hialeah, FL

WEIGHT: 220

THROWS: R

RESIDENCE: Hialeah, FL

RECOMMENDED/SIGNED BY: Nick Avila (Tigers)

SCHOOL: Palm Beach State Junior College (FL)

HOW OBTAINED: Selected by the Tigers in the fourth round of the June 2017 draft

Year	Club	W-L	ERA	G	GS	CG	SHO	SV	IP	H	AB	R	ER	HR	HB	BB	SO	WP	BK	AVG
2017	GCL Tigers West	0-2	4.61	11	11	0	0	0	27.1	30	108	18	14	3	3	14	28	2	1	.278
2018	Connecticut	2-5	4.38	12	12	0	0	0	63.2	58	234	33	31	5	6	29	57	5	0	.248
MINOR LEAGUE TOTALS		2-7	4.45	23	23	0	0	0	91.0	88	342	51	45	8	9	43	85	7	1	.257

ATHMANN, AUSTIN TROY

HEIGHT: 6-2

BATS: R

CATCHER

BORN: April 27, 1995 - St. Cloud, MN

WEIGHT: 220

THROWS: R

RESIDENCE: Cold Spring, MN

RECOMMENDED/SIGNED BY: Ryan Johnson (Tigers)

SCHOOL: University of Minnesota

HOW OBTAINED: Selected by the Tigers in the 14th round of the June 2016 draft

Year	Club	AVG	G	AB	R	H	TB	2B	3B	HR	RBI	SH	SF	HB	BB	SO	SB	CS	OBP	SLG	E
2016	Connecticut	.276	40	145	24	40	57	9	1	2	17	0	1	4	10	40	0	0	.338	.393	2
2017	West Michigan	.268	90	343	44	92	117	16	0	3	35	2	2	1	18	69	1	0	.305	.341	9
2018	Lakeland	.243	76	276	23	67	80	11	1	0	29	0	1	5	17	63	1	0	.298	.290	6
MINOR LEAGUE TOTALS		.260	206	764	91	199	254	36	2	5	81	2	4	10	45	172	2	0	.309	.332	17



TIGERS MINOR LEAGUE PLAYERS

AZOCAR, JOSE ENRIQUE

HEIGHT: 5-11

WEIGHT: 181

RECOMMENDED/SIGNED BY: Pedro Chavez (Tigers)

HOW OBTAINED: Signed by the Tigers as a non-drafted free agent on October 4, 2012

BATS: R

THROWS: R

OUTFIELDER

BORN: May 11, 1996 - Sucre, VZ

RESIDENCE: Sucre, VZ

Year	Club	AVG	G	AB	R	H	TB	2B	3B	HR	RBI	SH	SF	HB	BB	SO	SB	CS	OBP	SLG	E
2013	VSL Tigers	.234	62	205	20	48	63	11	2	0	16	1	1	2	3	43	5	2	.251	.307	6
2014	VSL Tigers	.340	65	250	39	85	107	7	6	1	36	1	3	4	11	48	13	5	.373	.428	7
2015	GCL Tigers	.325	51	194	29	63	83	10	5	0	29	5	3	2	7	31	6	4	.350	.428	3
	Connecticut	.087	7	23	1	2	3	1	0	0	0	0	0	0	1	7	0	0	.125	.130	0
2016	West Michigan	.281	129	501	56	141	168	11	8	0	51	2	3	1	25	119	14	5	.315	.335	14
2017	Lakeland	.220	119	431	38	95	126	10	6	3	37	5	4	2	14	122	12	6	.246	.292	6
2018	West Michigan	.317	27	104	19	33	51	3	6	1	16	0	0	1	5	21	6	2	.355	.490	4
	Lakeland	.290	82	300	34	87	110	14	3	1	34	0	7	2	9	64	5	2	.308	.367	2
MINOR LEAGUE TOTALS		.276	542	2008	236	554	711	67	36	6	219	14	21	14	75	455	61	26	.304	.354	42

AZUAJE, JHEYSER LENIN

HEIGHT: 5-9

WEIGHT: 200

RECOMMENDED/SIGNED BY: Oscar Garcia (Tigers)

HOW OBTAINED: Signed by the Tigers as a non-drafted free agent on July 3, 2013

BATS: R

THROWS: R

CATCHER

BORN: February 12, 1997 - Caracas, VZ

RESIDENCE: Caracas, VZ

Year	Club	AVG	G	AB	R	H	TB	2B	3B	HR	RBI	SH	SF	HB	BB	SO	SB	CS	OBP	SLG	E
2014	VSL Tigers	.239	34	113	10	27	34	7	0	0	14	1	2	2	5	15	4	1	.279	.301	2
2015	VSL Tigers	.293	61	225	30	66	82	10	0	2	29	3	3	7	12	18	3	1	.344	.364	6
2016	GCL Tigers West	.253	27	75	5	19	23	4	0	0	6	1	0	5	1	16	4	2	.309	.307	3
2017	GCL Tigers West	.303	29	89	7	27	28	1	0	0	6	1	0	3	1	13	4	1	.333	.315	5
2018	GCL Tigers East	.118	15	51	1	6	6	0	0	0	1	0	1	0	2	6	0	0	.148	.118	2
	GCL Tigers West	.222	11	27	2	6	7	1	0	0	1	1	0	1	0	7	1	0	.250	.259	1
MINOR LEAGUE TOTALS		.260	177	580	55	151	180	23	0	2	57	7	6	18	21	75	16	5	.304	.310	19

BAKER, JAKE DARREN

HEIGHT: 6-2

WEIGHT: 220

RECOMMENDED/SIGNED BY: Kevin Hooker (Tigers)

HOW OBTAINED: Signed by the Tigers as a non-drafted free agent on August 15, 2016

BATS: R

THROWS: L

LEFTHANDED PITCHER

BORN: June 12, 1998 - Perth, AUS

RESIDENCE: Perth, AUS

Year	Club	W-L	ERA	G	GS	CG	SHO	SV	IP	H	AB	R	ER	HR	HB	BB	SO	WP	BK	AVG
2017	GCL Tigers East	0-1	3.60	8	0	0	0	0	10.0	8	36	6	4	0	0	5	11	2	0	.222
2018	GCL Tigers West	2-1	5.73	14	2	0	0	1	22.0	21	86	18	14	2	1	20	35	1	0	.244
MINOR LEAGUE TOTALS		2-2	5.06	22	2	0	0	1	32.0	29	122	24	18	2	1	25	46	3	0	.238

BARGFELDT, JOHN (JEB)

HEIGHT: 6-0

WEIGHT: 175

RECOMMENDED/SIGNED BY: Nick Avila (Tigers)

SCHOOL: University of Miami

HOW OBTAINED: Selected by the Tigers in the 29th round of the June 2018 draft

BATS: L

THROWS: L

LEFTHANDED PITCHER

BORN: October 13, 1995 - Tulsa, OK

RESIDENCE: Owasso, OK

Year	Club	W-L	ERA	G	GS	CG	SHO	SV	IP	H	AB	R	ER	HR	HB	BB	SO	WP	BK	AVG
2018	GCL Tigers East	2-0	4.56	14	0	0	0	2	25.2	32	104	15	13	2	2	12	22	1	0	.308

BASS, BRADLEY (BRAD) ALEXANDER

HEIGHT: 6-6

WEIGHT: 250

RECOMMENDED/SIGNED BY: Jeff Kunkel (Tigers)

SCHOOL: University of Notre Dame

HOW OBTAINED: Selected by the Tigers in the seventh round of the June 2017 draft

BATS: R

THROWS: R

RIGHANDED PITCHER

BORN: February 15, 1996 - Chicago, IL

RESIDENCE: New Lenox, IL

Year	Club	W-L	ERA	G	GS	CG	SHO	SV	IP	H	AB	R	ER	HR	HB	BB	SO	WP	BK	AVG
2017	Connecticut	1-2	3.00	7	6	0	0	0	21.0	23	82	11	7	0	0	6	18	1	0	.280
2018	West Michigan	7-7	4.05	21	21	0	0	0	117.2	116	448	57	53	9	7	43	91	10	0	.259
MINOR LEAGUE TOTALS		8-9	3.89	28	27	0	0	0	138.2	139	530	68	60	9	7	49	109	11	0	.262

BATISTA, ENRIQUE ALEJANDRO

HEIGHT: 5-9

WEIGHT: 170

RECOMMENDED/SIGNED BY: Ramon Perez/Aldo Perez (Tigers)

HOW OBTAINED: Signed by the Tigers as a non-drafted free agent on July 2, 2016

BATS: R

THROWS: R

SHORTSTOP

BORN: February 10, 2000 - Loma De Cabrera, DR

RESIDENCE: Loma De Cabrera, DR

Year	Club	AVG	G	AB	R	H	TB	2B	3B	HR	RBI	SH	SF	HB	BB	SO	SB	CS	OBP	SLG	E
2017	DSL Tigers	.230	36	100	9	23	28	3	1	0	5	0	0	3	9	31	2	3	.313	.280	10
2018	DSL Tigers2	.219	47	146	19	32	48	5	4	1	18	0	0	0	14	45	7	6	.288	.329	7
MINOR LEAGUE TOTALS		.224	83	246	28	55	76	8	5	1	23	0	0	3	23	76	9	9	.298	.309	17

TIGERS MINOR LEAGUE PLAYERS



BAUZA, ADOLFO ALEJANDRO

HEIGHT: 6-2
WEIGHT: 160
RECOMMENDED/SIGNED BY: Raul Leiva/Alejandro Rodriguez (Tigers)
HOW OBTAINED: Signed by the Tigers as a non-drafted free agent on July 5, 2017

BATS: R
THROWS: R

RIGHTHANDED PITCHER

BORN: September 27, 2000 - Porlamar, VZ
RESIDENCE: Porlamar, VZ

Year	Club	W-L	ERA	G	GS	CG	SHO	SV	IP	H	AB	R	ER	HR	HB	BB	SO	WP	BK	AVG
2018	DSL Tigers1	0-4	7.36	11	10	0	0	0	25.2	22	94	24	21	1	1	34	19	14	0	.234

BEATTIE, MATTHEW JAMES

HEIGHT: 6-3
WEIGHT: 185
RECOMMENDED/SIGNED BY: Kevin Hooker/Glenn Williams (Tigers)
HOW OBTAINED: Signed by the Tigers as a non-drafted free agent on February 12, 2017

BATS: R
THROWS: R

RIGHTHANDED PITCHER

BORN: January 5, 1999 - Glen Waverly, AUS
RESIDENCE: Glen Waverly, AUS

Year	Club	W-L	ERA	G	GS	CG	SHO	SV	IP	H	AB	R	ER	HR	HB	BB	SO	WP	BK	AVG
2018	Did Not Pitch																			

BEHENNA, KORY WILLIAM

HEIGHT: 6-2
WEIGHT: 185
SCHOOL: Wingate University (NC)
HOW OBTAINED: Signed by the Tigers as a Minor League free agent on July 5, 2018

BATS: L
THROWS: L

LEFTHANDED PITCHER

BORN: August 2, 1996 - Durham, NC
RESIDENCE: Durham, NC

Year	Club	W-L	ERA	G	GS	CG	SHO	SV	IP	H	AB	R	ER	HR	HB	BB	SO	WP	BK	AVG
2017	GCL Red Sox	0-2	7.64	14	0	0	0	1	17.2	22	70	19	15	0	2	14	14	3	0	.314
2018	GCL Red Sox	0-1	5.40	4	0	0	0	0	3.1	3	14	3	2	0	0	3	4	1	0	.214
	GCL Tigers West	0-0	6.17	11	0	0	0	0	11.2	16	51	9	8	1	0	3	20	3	1	.314
MINOR LEAGUE TOTALS		0-3	6.89	29	0	0	0	1	32.2	41	135	31	25	1	2	20	38	7	1	.314

BELISARIO, JOHAN JOSE

HEIGHT: 5-11
WEIGHT: 170
RECOMMENDED/SIGNED BY: Alejandro Rodriguez (Tigers)
HOW OBTAINED: Signed by the Tigers as a non-drafted free agent on August 13, 2009

BATS: R
THROWS: R

RIGHTHANDED PITCHER

BORN: August 13, 1993 - Bolivar, VZ
RESIDENCE: Bolivar, VZ

Year	Club	W-L	ERA	G	GS	CG	SHO	SV	IP	H	AB	R	ER	HR	HB	BB	SO	WP	BK	AVG
2010	VSL Tigers	1-6	7.04	14	9	0	0	2	38.1	42	151	36	30	5	7	24	28	5	2	.278
2011	VSL Tigers	0-4	7.50	15	6	0	0	0	42.0	61	178	43	35	10	8	12	26	3	0	.343
2012	VSL Tigers	1-7	4.91	13	13	0	0	0	62.1	85	253	43	34	4	5	10	43	13	0	.336
2013	VSL Tigers	5-1	1.15	31	0	0	0	16	39.0	24	138	7	5	0	3	4	38	4	0	.174
2014	Connecticut	5-0	0.79	19	0	0	0	3	34.0	21	122	4	3	0	2	8	34	0	1	.172
2015	West Michigan	3-2	1.79	41	0	0	0	12	55.1	46	203	12	11	1	1	23	54	3	0	.227
2016	Lakeland	0-2	5.82	10	0	0	0	1	17.0	17	66	11	11	1	2	10	14	1	0	.258
2017	GCL Tigers West	1-0	5.40	5	0	0	0	1	8.1	8	29	5	5	0	0	1	8	1	0	.276
	Lakeland	1-1	3.77	12	0	0	0	1	14.1	12	57	8	6	1	0	8	17	2	0	.211
2018	West Michigan	3-2	1.48	21	0	0	0	3	48.2	36	175	15	8	2	1	10	58	3	0	.206
	Lakeland	0-0	0.00	1	0	0	0	0	3.0	1	10	0	0	0	0	0	3	0	0	.100
MINOR LEAGUE TOTALS 20-25		3-68	3.68	182	28	0	0	39	362.1	353	1382	184	148	24	29	110	323	35	3	.255

BENITEZ, LAZARO LESTER

HEIGHT: 6-0
WEIGHT: 190
RECOMMENDED/SIGNED BY: Oliver Arias (Tigers)
HOW OBTAINED: Signed by the Tigers as a non-drafted free agent on July 4, 2018

BATS: R
THROWS: R

OUTFIELDER

BORN: October 15, 1999 - Pinar del Rio, CU
RESIDENCE: Bonao, DR

Year	Club	AVG	G	AB	R	H	TB	2B	3B	HR	RBI	SH	SF	HB	BB	SO	SB	CS	OBP	SLG	E
(2019 will be first professional season)																					

BEYER, ANDREW (DREW) DAVID

HEIGHT: 6-3
WEIGHT: 200
RECOMMENDED/SIGNED BY: R.J. Burgess (Tigers)
SCHOOL: Florida Institute of Technology
HOW OBTAINED: Signed by the Tigers as a non-drafted free agent on June 8, 2018

BATS: R
THROWS: R

RIGHTHANDED PITCHER

BORN: May 16, 1996 - Sarasota, FL
RESIDENCE: Sarasota, FL

Year	Club	W-L	ERA	G	GS	CG	SHO	SV	IP	H	AB	R	ER	HR	HB	BB	SO	WP	BK	AVG
2018	GCL Tigers West	2-0	4.15	7	1	0	0	0	13.0	18	59	8	6	1	1	1	6	1	0	.305

BLACKWOOD, NOLAN WALLACE

HEIGHT: 6-5
WEIGHT: 185
SCHOOL: Memphis University
HOW OBTAINED: Acquired by the Tigers from Oakland as a player to be named later in exchange for Mike Fiers on August 18, 2018...one of two players to be named later in the trade (Logan Shore)

BATS: R
THROWS: R

RIGHTHANDED PITCHER

BORN: March 16, 1995 - Memphis, TN
RESIDENCE: Southaven, MS



TIGERS MINOR LEAGUE PLAYERS

(Blackboard, cont.)

Year	Club	W-L	ERA	G	GS	CG	SHO	SV	IP	H	AB	R	ER	HR	HB	BB	SO	WP	BK	AVG
2016	Vermont	0-0	2.84	5	0	0	0	4	6.1	6	25	3	2	0	1	1	5	0	0	.240
	Beloit	2-2	4.05	13	0	0	0	2	20.0	21	76	9	9	1	0	5	20	0	0	.276
2017	Stockton	1-5	3.00	44	0	0	0	19	57.0	42	205	25	19	2	4	18	48	2	0	.205
2018	Midland	6-3	4.08	39	0	0	0	9	53.0	60	214	31	24	3	3	16	48	4	1	.280
	Erie	0-1	4.50	6	0	0	0	0	8.0	7	29	4	4	2	0	3	7	0	0	.241
MINOR LEAGUE TOTALS		9-11	3.62	107	0	0	0	34	144.1	136	549	72	58	8	8	43	128	6	1	.248

BOJARSKI, ULRICH

HEIGHT: 6-3

WEIGHT: 190

RECOMMENDED/SIGNED BY: Kevin Hooker/Glenn Williams (Tigers)

HOW OBTAINED: Signed by the Tigers as a non-drafted free agent on July 27, 2016

Year	Club	AVG	G	AB	R	H	TB	2B	3B	HR	RBI	SH	SF	HB	BB	SO	SB	CS	OBP	SLG	E
2017	GCL Tigers West	.225	38	111	14	25	37	7	1	1	13	0	1	5	7	35	1	0	.298	.333	1
2018	GCL Tigers East	.224	29	98	12	22	42	6	1	4	14	0	1	4	12	31	3	2	.330	.429	1
	Connecticut	.162	21	74	10	12	18	3	0	1	7	0	1	3	5	33	3	0	.241	.243	1
	West Michigan	.222	10	36	6	8	16	3	1	1	5	0	1	0	0	15	0	0	.216	.444	0
MINOR LEAGUE TOTALS		.210	98	319	42	67	113	19	3	7	39	0	4	12	24	114	7	2	.287	.354	3

RIGHT FIELDER

BORN: September 15, 1998 - East London, South Africa

RESIDENCE: Perth, AUS

BATS: R

THROWS: R

BOLIVAR, JESUS HUMBERTO

HEIGHT: 6-0

WEIGHT: 165

RECOMMENDED/SIGNED BY: Jesus Mendoza (Tigers)

HOW OBTAINED: Signed by the Tigers as a non-drafted free agent on November 22, 2018

Year	Club	AVG	G	AB	R	H	TB	2B	3B	HR	RBI	SH	SF	HB	BB	SO	SB	CS	OBP	SLG	E
(2019 will be first professional season)																					

OUTFIELDER

BORN: March 23, 2002 - Puerto Cabello, VZ

RESIDENCE: Puerto Cabello, VZ

BATS: R

THROWS: R

BORTLES, COLBY JOE

HEIGHT: 6-5

WEIGHT: 230

RECOMMENDED/SIGNED BY: Justin Henry (Tigers)

SCHOOL: University of Mississippi

HOW OBTAINED: Selected by the Tigers in the 22nd round of the June 2017 draft

Year	Club	AVG	G	AB	R	H	TB	2B	3B	HR	RBI	SH	SF	HB	BB	SO	SB	CS	OBP	SLG	E
2017	Connecticut	.251	56	187	22	47	67	9	1	3	23	0	3	2	23	48	1	0	.335	.358	13
2018	West Michigan	.246	115	407	42	100	142	27	0	5	53	0	5	6	43	121	5	5	.323	.349	20
MINOR LEAGUE TOTALS		.247	171	594	64	147	209	36	1	8	76	0	8	8	66	169	6	5	.327	.352	33

THIRD BASEMAN

BORN: May 28, 1995 - Orlando, FL

RESIDENCE: Oviedo, FL

BATS: R

THROWS: R

BRAVO, YDAN ENRIQUE

HEIGHT: 6-1

WEIGHT: 165

RECOMMENDED/SIGNED BY: Jesus Mendoza (Tigers)

HOW OBTAINED: Signed by the Tigers as a non-drafted free agent on July 4, 2018

Year	Club	AVG	G	AB	R	H	TB	2B	3B	HR	RBI	SH	SF	HB	BB	SO	SB	CS	OBP	SLG	E
(2019 will be first professional season)																					

SHORTSTOP

BORN: October 14, 2001 - Maracaibo, VZ

RESIDENCE: Maracaibo, VZ

BATS: R

THROWS: R

BRETE, JAISON

HEIGHT: 6-1

WEIGHT: 160

RECOMMENDED/SIGNED BY: Aldo Perez/Miguel Rodriguez (Tigers)

HOW OBTAINED: Signed by the Tigers as a Minor League free agent on January 28, 2019

Year	Club	W-L	ERA	G	GS	CG	SHO	SV	IP	H	AB	R	ER	HR	HB	BB	SO	WP	BK	AVG	
(2019 will be first professional season)																					

RIGHTHANDED PITCHER

BORN: April 27, 2001 - San Pedro de Macoris, DR

RESIDENCE: San Pedro de Macoris, DR

BATS: R

THROWS: R

BRETO, LIARVIS JOSE

HEIGHT: 6-0

WEIGHT: 170

HOW OBTAINED: Signed by the Tigers as a Minor League free agent on January 5, 2017

Year	Club	W-L	ERA	G	GS	CG	SHO	SV	IP	H	AB	R	ER	HR	HB	BB	SO	WP	BK	AVG
2012	VSL Mariners	2-2	2.03	16	0	0	0	5	26.2	17	94	6	6	0	1	13	30	5	1	.181
2013	VSL Mariners	5-3	3.57	13	11	0	0	0	58.0	48	215	28	23	3	2	26	50	16	3	.223
2014	VSL Mariners	2-2	3.50	14	0	0	0	1	36.0	36	141	20	14	1	3	15	35	15	1	.255
2015	DSL Mariners1	5-1	3.21	19	0	0	0	1	56.0	58	221	26	20	2	3	7	57	11	0	.262
2016	Did Not Pitch																			
2017	Did Not Pitch																			
2018	Lakeland	3-2	2.61	10	3	0	0	0	31.0	24	112	11	9	1	2	12	42	2	0	.214
	Erie	2-3	3.82	9	5	0	0	0	30.2	34	123	15	13	2	2	6	31	1	0	.276
MINOR LEAGUE TOTALS		19-13	3.21	81	19	0	0	7	238.1	217	906	106	85	9	13	79	245	50	5	.240

LEFTHANDED PITCHER

BORN: April 10, 1993 - Guacara, VZ

RESIDENCE: Guacara, VZ

BATS: L

THROWS: L

TIGERS MINOR LEAGUE PLAYERS



BRINKMAN, CLARK

HEIGHT: 6-2
WEIGHT: 200
RECOMMENDED/SIGNED BY: Ryan Johnson (Tigers)
SCHOOL: Creighton University

BATS: R
THROWS: R

CENTER FIELDER

BORN: March 6, 1996 - Elk Grove Village, IL
RESIDENCE: Addison, IL

HOW OBTAINED: Selected by the Tigers in the 32nd round of the June 2018 draft

Year	Club	AVG	G	AB	R	H	TB	2B	3B	HR	RBI	SH	SF	HB	BB	SO	SB	CS	OBP	SLG	E
2018	GCL Tigers East	.271	17	59	11	16	22	4	1	0	11	0	0	2	16	5	7	2	.442	.373	0
	Connecticut	.208	23	72	11	15	16	1	0	0	5	0	0	1	8	22	3	1	.296	.222	0
	Lakeland	.136	6	22	3	3	11	0	1	2	5	1	0	1	8	0	0	.208	.500	0	0
MINOR LEAGUE TOTALS		.222	46	153	25	34	49	5	2	2	21	1	0	4	25	35	10	3	.346	.320	0

BURCH, LUKAS (LUKE)

HEIGHT: 6-2
WEIGHT: 185
RECOMMENDED/SIGNED BY: Jeff Kunkel (Tigers)
SCHOOL: Kent State University

BATS: L
THROWS: L

CENTER FIELDER

BORN: April 18, 1994 - Millersburg, OH
RESIDENCE: Millersburg, OH

HOW OBTAINED: Selected by the Tigers in the ninth round of the June 2017 draft

Year	Club	AVG	G	AB	R	H	TB	2B	3B	HR	RBI	SH	SF	HB	BB	SO	SB	CS	OBP	SLG	E
2017	Connecticut	.261	42	157	20	41	45	2	1	0	11	3	2	1	16	31	8	1	.330	.287	0
	West Michigan	.267	5	15	0	4	4	0	0	0	0	1	0	1	5	0	0	.353	.267	0	0
2018	West Michigan	.313	37	134	22	42	52	6	2	0	22	6	1	0	12	36	10	3	.367	.388	0
	Lakeland	.300	67	257	31	77	87	10	0	0	27	5	1	1	14	75	12	5	.337	.339	4
MINOR LEAGUE TOTALS		.291	151	563	73	164	188	18	3	0	60	15	4	3	43	147	30	9	.343	.334	4

BURDEAUX, DYLAN

HEIGHT: 6-2
WEIGHT: 230
RECOMMENDED/SIGNED BY: Justin Henry (Tigers)
SCHOOL: University of Southern Mississippi

BATS: R
THROWS: R

FIRST BASEMAN

BORN: February 21, 1994 - West Monroe, LA
RESIDENCE: West Monroe, LA

HOW OBTAINED: Selected by the Tigers in the 20th round of the June 2017 draft

Year	Club	AVG	G	AB	R	H	TB	2B	3B	HR	RBI	SH	SF	HB	BB	SO	SB	CS	OBP	SLG	E
2017	Connecticut	.306	14	49	6	15	19	4	0	0	7	0	1	1	6	13	0	0	.386	.388	0
	West Michigan	.260	43	150	23	39	57	10	1	2	22	0	1	1	15	33	2	1	.329	.380	3
2018	Lakeland	.245	102	364	49	89	127	16	2	6	43	0	3	5	26	95	4	2	.302	.349	4
MINOR LEAGUE TOTALS		.254	159	563	78	143	203	30	3	8	72	0	5	7	47	141	6	3	.317	.361	7

BURGS, RONALD

HEIGHT: 6-3
WEIGHT: 190
RECOMMENDED/SIGNED BY: Ramon Perez/Carlos Santana (Tigers)
SCHOOL: University of Southern Mississippi

BATS: R
THROWS: R

RIGHTHANDED PITCHER

BORN: December 22, 1999 - San Francisco de Macoris, DR
RESIDENCE: San Francisco de Macoris, DR

HOW OBTAINED: Signed by the Tigers as a non-drafted free agent on August 26, 2016

Year	Club	W-L	ERA	G	GS	CG	SHO	SV	IP	H	AB	R	ER	HR	HB	BB	SO	WP	BK	AVG
2017	DSL Tigers	2-4	4.91	15	4	0	0	0	40.1	44	158	29	22	2	2	18	31	5	1	.278
2018	DSL Tigers2	2-2	4.09	14	9	0	0	0	55.0	61	219	39	25	1	9	13	54	9	9	.279
MINOR LEAGUE TOTALS		4-6	4.44	29	13	0	0	0	95.1	105	377	68	47	3	11	31	85	14	10	.279

BURKS, MICHAEL JEREMIAH

HEIGHT: 6-2
WEIGHT: 200
RECOMMENDED/SIGNED BY: Scott Cerny (Tigers)
SCHOOL: Fresno State University

BATS: R
THROWS: R

SECOND BASEMAN

BORN: January 8, 1997 - Fairfield, CA
RESIDENCE: Vacaville, CA

HOW OBTAINED: Selected by the Tigers in the eighth round of the June 2018 draft

Year	Club	AVG	G	AB	R	H	TB	2B	3B	HR	RBI	SH	SF	HB	BB	SO	SB	CS	OBP	SLG	E
2018	GCL Tigers West	.260	13	50	10	13	23	5	1	1	8	0	0	1	7	11	1	0	.362	.460	3
	Connecticut	.200	24	80	12	16	23	2	1	1	6	1	2	2	11	23	1	1	.305	.288	5
MINOR LEAGUE TOTALS		.223	37	130	22	29	46	7	2	2	14	1	2	3	18	34	2	1	.327	.354	8

BURROWS, BEAU VAN

HEIGHT: 6-2
WEIGHT: 210
RECOMMENDED/SIGNED BY: Chris Wimmer (Tigers)
SCHOOL: Weatherford High School (TX)

BATS: R
THROWS: R

RIGHTHANDED PITCHER

BORN: September 18, 1996 - Fort Worth, TX
RESIDENCE: Weatherford, TX

HOW OBTAINED: Selected by the Tigers in the first round (22nd overall) of the June 2015 draft

Year	Club	W-L	ERA	G	GS	CG	SHO	SV	IP	H	AB	R	ER	HR	HB	BB	SO	WP	BK	AVG
2015	GCL Tigers	1-0	1.61	10	9	0	0	0	28.0	18	98	7	5	0	2	11	33	1	0	.184
2016	West Michigan	6-4	3.15	21	20	0	0	0	97.0	87	362	38	34	2	6	30	67	8	1	.220
2017	Lakeland	4-3	1.23	11	11	0	0	0	58.2	45	204	9	8	3	3	11	62	1	0	.241
	Erie	6-4	4.72	15	15	1	0	0	76.1	79	294	40	40	5	0	33	75	4	0	.269
2018	Erie	10-9	4.10	26	26	0	0	0	134.0	126	501	66	61	12	8	56	127	7	0	.251
MINOR LEAGUE TOTALS		27-20	3.38	83	81	1	0	0	394.0	355	1459	160	148	22	19	141	364	21	1	.243



TIGERS MINOR LEAGUE PLAYERS

CALZADILLA, CRISTIAN YSLEIKER

HEIGHT: 5-10

WEIGHT: 160

RECOMMENDED/SIGNED BY: Jesus Mendoza/Oscar Garcia (Tigers)

HOW OBTAINED: Signed by the Tigers as a non-drafted free agent on July 4, 2018

BATS: R

THROWS: R

CATCHER

BORN: October 17, 2001 - Caracas, VZ

RESIDENCE: Miranda, VZ

Year	Club	AVG	G	AB	R	H	TB	2B	3B	HR	RBI	SH	SF	HB	BB	SO	SB	CS	OBP	SLG	E
(2019 will be first professional season)																					

CARLTON, DREW MICHAEL

HEIGHT: 6-1

WEIGHT: 207

RECOMMENDED/SIGNED BY: RJ Burgess (Tigers)

SCHOOL: Florida State University

HOW OBTAINED: Selected by the Tigers in the 32nd round of the June 2017 draft

BATS: R

THROWS: R

RIGHTHANDED PITCHER

BORN: September 8, 1995 - Lakeland, FL

RESIDENCE: Winter Haven, FL

Year	Club	W-L	ERA	G	GS	CG	SHO	SV	IP	H	AB	R	ER	HR	HB	BB	SO	WP	BK	AVG	
2017	GCL Tigers West	0-0	0.90	6	0	0	0	2	10.0	10	38	2	1	0	1	1	9	1	0	.263	
	Connecticut	1-0	1.29	13	0	0	0	10	14.0	8	50	2	2	1	0	2	20	2	0	.160	
	West Michigan	0-0	0.00	1	0	0	0	0	1.0	0	4	0	0	0	0	0	0	0	0	.000	
2018	Lakeland	4-2	2.38	34	0	0	0	9	56.2	46	212	19	15	0	1	11	57	0	0	.217	
	Erie	0-0	1.64	5	0	0	0	0	11.0	11	40	3	2	0	1	1	11	0	0	.275	
MINOR LEAGUE TOTALS 5-2 1.94 59 9 0 0 21 92.2 75 344 26 20 1 3 15 97 3 0 .218																					

CASTILLO, OSWALDO DANIEL

HEIGHT: 6-1

WEIGHT: 213

RECOMMENDED/SIGNED BY: Jesus Mendoza/Pedro Chavez (Tigers)

HOW OBTAINED: Signed by the Tigers as a non-drafted free agent on August 20, 2012

BATS: R

THROWS: R

RIGHTHANDED PITCHER

BORN: August 18, 1996 - Maracay, VZ

RESIDENCE: Maracay, VZ

Year	Club	W-L	ERA	G	GS	CG	SHO	SV	IP	H	AB	R	ER	HR	HB	BB	SO	WP	BK	AVG	
2013	VSL Tigers	4-3	6.30	12	5	0	0	0	30.0	39	124	25	21	2	2	15	17	6	0	.315	
2014	GCL Tigers	1-3	3.20	9	9	1	0	0	45.0	37	157	17	16	3	7	14	32	2	0	.236	
2015	Connecticut	1-3	5.14	12	0	0	0	0	21.0	20	80	17	12	1	6	17	20	4	1	.250	
2016	GCL Tigers West	3-0	0.00	4	0	0	0	0	11.0	4	34	0	0	0	1	2	12	0	0	.118	
	Connecticut	2-1	6.39	8	0	0	0	0	12.2	12	50	10	9	1	5	7	11	2	0	.240	
2017	Connecticut	3-3	2.91	17	7	1	0	0	43.1	38	159	17	14	1	5	14	30	6	0	.239	
2018	Connecticut	0-0	0.00	2	0	0	0	0	4.0	2	14	0	0	0	0	2	2	0	0	.143	
	West Michigan	3-2	4.19	22	0	0	0	0	38.2	34	139	18	18	3	5	22	41	4	1	.245	
MINOR LEAGUE TOTALS 17-15 3.94 86 21 2 0 0 205.2 186 757 104 90 11 31 93 165 24 2 .246																					

CASTILLO, RAFAEL EDUARDO

HEIGHT: 5-10

WEIGHT: 155

RECOMMENDED/SIGNED BY: Jesus Mendoza (Tigers)

HOW OBTAINED: Signed by the Tigers as a non-drafted free agent on September 14, 2018

BATS: R

THROWS: R

INFIELDER

BORN: April 18, 2002 - Yaritagua, VZ

RESIDENCE: Yaritagua, VZ

Year	Club	AVG	G	AB	R	H	TB	2B	3B	HR	RBI	SH	SF	HB	BB	SO	SB	CS	OBP	SLG	E
(2019 will be first professional season)																					

CASTRO, ANTHONY SILFREDO

HEIGHT: 6-2

WEIGHT: 182

RECOMMENDED/SIGNED BY: Oscar Garcia/Pedro Chavez (Tigers)

HOW OBTAINED: Signed by the Tigers as a non-drafted free agent on July 18, 2011

BATS: R

THROWS: R

RIGHTHANDED PITCHER

BORN: April 13, 1995 - Caracas, VZ

RESIDENCE: Miranda, VZ

Year	Club	W-L	ERA	G	GS	CG	SHO	SV	IP	H	AB	R	ER	HR	HB	BB	SO	WP	BK	AVG	
2012	VSL Tigers	1-2	3.38	13	13	0	0	0	53.1	40	189	32	20	2	10	30	46	8	1	.212	
2013	VSL Tigers	2-2	2.73	13	11	0	0	0	56.0	45	204	24	17	2	5	17	55	3	0	.221	
2014	GCL Tigers	6-3	4.10	13	12	0	0	0	59.1	53	220	32	27	1	3	30	50	5	0	.241	
2015	Did Not Pitch																				
2016	GCL Tigers West	3-3	4.26	11	10	0	0	0	50.2	52	191	26	24	0	2	16	54	13	1	.272	
2017	West Michigan	10-6	2.49	21	21	1	1	0	108.1	91	402	41	30	4	6	35	95	5	0	.226	
2018	Lakeland	9-4	2.93	22	20	2	0	0	116.2	112	443	42	38	8	12	43	101	6	3	.253	
	Erie	0-0	8.10	3	3	0	0	0	10.0	8	35	10	9	1	3	12	4	2	0	.229	
MINOR LEAGUE TOTALS 31-20 3.27 96 90 3 1 0 454.1 401 1684 207 165 18 41 183 405 42 5 .238																					

CHACON, ESNEY RAFAEL

HEIGHT: 6-1

WEIGHT: 160

RECOMMENDED/SIGNED BY: Alejandro Rodriguez/Raul Leiva (Tigers)

HOW OBTAINED: Signed by the Tigers as a non-drafted free agent on July 4, 2016

BATS: R

THROWS: R

OUTFIELDER

BORN: March 17, 2000 - Puerto La Cruz, VZ

RESIDENCE: La Asuncion, VZ

Year	Club	AVG	G	AB	R	H	TB	2B	3B	HR	RBI	SH	SF	HB	BB	SO	SB	CS	OBP	SLG	E
2017	DSL Tigers	.273	50	172	27	47	57	5	1	1	20	2	1	1	29	20	10	7	.379	.331	2
2018	DSL Tigers1	.263	72	270	49	71	91	5	6	1	20	2	3	1	36	33	48	15	.348	.337	2
MINOR LEAGUE TOTALS .267 122 442 76 118 148 10 7 2 40 4 4 2 65 53 58 22 .361 .335 4																					

TIGERS MINOR LEAGUE PLAYERS



CHAVEZ, ALEJANDRO

HEIGHT: 6-2
WEIGHT: 170
RECOMMENDED/SIGNED BY: Alejandro Rodriguez (Tigers)
HOW OBTAINED: Signed by the Tigers as a non-drafted free agent on November 2, 2016

BATS: R
THROWS: R

RIGHTHANDED PITCHER

BORN: July 14, 1999 - Guasave, MEX
RESIDENCE: Guasave, MEX

Year	Club	W-L	ERA	G	GS	CG	SHO	SV	IP	H	AB	R	ER	HR	HB	BB	SO	WP	BK	AVG
2017	DSL Tigers	2-1	3.96	17	1	0	0	1	38.2	41	149	22	17	1	2	19	35	3	0	.275
2018	DSL Tigers1	2-5	4.12	17	0	0	0	0	39.1	39	144	23	18	0	1	18	40	7	1	.271
MINOR LEAGUE TOTALS		4-6	4.04	34	1	0	0	1	78.0	80	293	45	35	1	3	37	75	10	1	.273

CHENTOUF, YASIN (YAYA)

HEIGHT: 5-9
WEIGHT: 170
RECOMMENDED/SIGNED BY: Brad Fidler (Tigers)
SCHOOL: University of Pittsburgh

BATS: R
THROWS: R

RIGHTHANDED PITCHER

BORN: June 18, 1997 - Orlando, FL
RESIDENCE: Ocoee, FL

HOW OBTAINED: Selected by the Tigers in the 36th round of the June 2018 draft

Year	Club	W-L	ERA	G	GS	CG	SHO	SV	IP	H	AB	R	ER	HR	HB	BB	SO	WP	BK	AVG
2018	GCL Tigers West	0-0	0.00	1	0	0	0	0	3.2	3	13	0	0	0	0	0	7	0	0	.231
	Connecticut	0-0	2.23	23	0	0	0	9	32.1	22	114	9	8	0	0	8	22	2	1	.193
MINOR LEAGUE TOTALS		0-0	2.00	24	0	0	0	9	36.0	25	127	9	8	0	0	8	29	2	1	.197

CHILDERS, JUSTIN

HEIGHT: 6-2
WEIGHT: 205
RECOMMENDED/SIGNED BY: Jeff Kunkel (Tigers)
SCHOOL: Ohio Dominican University

BATS: R
THROWS: R

FIRST BASEMAN

BORN: October 27, 1995 - Columbus, OH
RESIDENCE: Baltimore, OH

HOW OBTAINED: Selected by the Tigers in the 33rd round of the June 2018 draft

Year	Club	AVG	G	AB	R	H	TB	2B	3B	HR	RBI	SH	SF	HB	BB	SO	SB	CS	OBP	SLG	E
2018	GCL Tigers East	.255	14	51	14	13	24	2	0	3	11	0	2	1	8	19	1	0	.355	.471	0
	GCL Tigers West	.162	26	74	11	12	17	5	0	0	3	0	0	2	17	22	1	0	.333	.230	0
MINOR LEAGUE TOTALS		.200	40	125	25	25	41	7	0	3	14	0	2	3	25	41	2	0	.342	.328	0

CLEMENS, KODY

HEIGHT: 6-1
WEIGHT: 170
RECOMMENDED/SIGNED BY: Matt Lea (Tigers)
SCHOOL: University of Texas

BATS: L
THROWS: R

SECOND BASEMAN

BORN: May 15, 1996 - Houston, TX
RESIDENCE: Houston, TX

HOW OBTAINED: Selected by the Tigers in the third round of the June 2018 draft

Year	Club	AVG	G	AB	R	H	TB	2B	3B	HR	RBI	SH	SF	HB	BB	SO	SB	CS	OBP	SLG	E
2018	West Michigan	.302	41	149	18	45	71	10	2	4	17	1	2	1	21	27	3	1	.387	.477	4
	Lakeland	.238	11	42	6	10	15	2	0	1	3	0	1	1	2	12	1	0	.283	.357	0
MINOR LEAGUE TOTALS		.288	52	191	24	55	86	12	2	5	20	1	3	2	23	39	4	1	.365	.450	4

CONGER, MARK (MADDOX)

HEIGHT: 6-1
WEIGHT: 200
RECOMMENDED/SIGNED BY: Harold Zonder (Tigers)
SCHOOL: Vanderbilt University

BATS: R
THROWS: R

RIGHTHANDED PITCHER

BORN: June 28, 1996 - Stephenville, TX
RESIDENCE: Stephenville, TX

HOW OBTAINED: Selected by the Tigers in the 22nd round of the June 2018 draft

Year	Club	W-L	ERA	G	GS	CG	SHO	SV	IP	H	AB	R	ER	HR	HB	BB	SO	WP	BK	AVG
2018	GCL Tigers West	2-1	1.93	8	5	0	0	0	28.0	20	100	6	6	1	2	8	39	5	0	.200

CORDERO, JUAN ERNESTO

HEIGHT: 6-0
WEIGHT: 165
RECOMMENDED/SIGNED BY: Jesus Mendoza (Tigers)
HOW OBTAINED: Signed by the Tigers as a non-drafted free agent on December 18, 2018

BATS: R
THROWS: R

RIGHTHANDED PITCHER

BORN: July 24, 2002 - Acarigua, VZ
RESIDENCE: Arauca, VZ

Year	Club	W-L	ERA	G	GS	CG	SHO	SV	IP	H	AB	R	ER	HR	HB	BB	SO	WP	BK	AVG
(2019 will be first professional season)																				

CORTES, MAXIMO RANDEL

HEIGHT: 6-1
WEIGHT: 170
RECOMMENDED/SIGNED BY: Ramon Perez/Carlos Santana (Tigers)
HOW OBTAINED: Signed by the Tigers as a non-drafted free agent on August 12, 2016

BATS: R
THROWS: R

RIGHTHANDED PITCHER

BORN: November 18, 1999 - Sanchez, DR
RESIDENCE: Santo Domingo, DR

Year	Club	W-L	ERA	G	GS	CG	SHO	SV	IP	H	AB	R	ER	HR	HB	BB	SO	WP	BK	AVG
2017	DSL Tigers	2-1	4.84	19	0	0	0	3	22.1	28	89	14	12	1	4	9	19	7	1	.315
2018	DSL Tigers2	1-5	5.69	12	10	0	0	0	55.1	63	220	41	35	3	4	14	42	9	1	.286
MINOR LEAGUE TOTALS		3-6	5.45	31	10	0	0	3	77.2	91	309	55	47	4	8	23	60	16	2	.294



TIGERS MINOR LEAGUE PLAYERS

CROSBY, GARY DREW

HEIGHT: 6-0
WEIGHT: 196
RECOMMENDED/SIGNED BY: Harold Zonder (Tigers)
SCHOOL: University of Memphis
HOW OBTAINED: Selected by the Tigers in the 26th round of the June 2017 draft

BATS: R
THROWS: L

LEFTHANDED PITCHER

BORN: November 16, 1995 - Southaven, MS
RESIDENCE: Memphis, TN

Year	Club	W-L	ERA	G	GS	CG	SHO	SV	IP	H	AB	R	ER	HR	HB	BB	SO	WP	BK	AVG
2017	GCL Tigers West	0-0	4.00	16	0	0	0	0	27.0	34	114	17	12	0	1	12	29	6	0	.298
2018	Connecticut	4-0	1.78	16	0	0	0	1	25.1	21	94	6	5	0	0	7	27	4	0	.223
	West Michigan	0-1	3.29	6	0	0	0	0	13.2	11	50	6	5	0	0	3	8	0	0	.220
	Lakeland	0-0	13.50	1	0	0	0	0	2.0	6	11	3	3	1	0	0	2	0	0	.545
MINOR LEAGUE TOTALS		4-1	3.31	39	0	0	0	1	68.0	72	269	32	25	1	1	22	66	10	0	.268

CRUZ, ANGEL ENRIQUE

HEIGHT: 5-11
WEIGHT: 165
RECOMMENDED/SIGNED BY: Aldo Perez/Carlos Santana (Tigers)
HOW OBTAINED: Signed by the Tigers as a non-drafted free agent on July 2, 2018

BATS: R
THROWS: R

INFIELDER

BORN: September 17, 2001 - Fantino, DR
RESIDENCE: Fantino, DR

Year	Club	AVG	G	AB	R	H	TB	2B	3B	HR	RBI	SH	SF	HB	BB	SO	SB	CS	OBP	SLG	E
(2019 will be first professional season)																					

CRUZ, JESUS ANTONIO

HEIGHT: 6-4
WEIGHT: 185
RECOMMENDED/SIGNED BY: Aldo Perez/Miguel Rodriguez (Tigers)
HOW OBTAINED: Signed by the Tigers as a non-drafted free agent on August 8, 2018

BATS: R
THROWS: R

RIGHANDED PITCHER

BORN: October 8, 2000 - Moca, DR
RESIDENCE: Moca, DR

Year	Club	W-L	ERA	G	GS	CG	SHO	SV	IP	H	AB	R	ER	HR	HB	BB	SO	WP	BK	AVG	
(2019 will be first professional season)																					

DACOSTA, FRANCARLOS

HEIGHT: 6-1
WEIGHT: 175
RECOMMENDED/SIGNED BY: Alejandro Rodriguez/Oscar Garcia (Tigers)
HOW OBTAINED: Signed by the Tigers as a non-drafted free agent on July 4, 2016

BATS: R
THROWS: R

RIGHANDED PITCHER

BORN: February 27, 2000 - Caracas, VZ
RESIDENCE: Catia de la Mar, VZ

Year	Club	W-L	ERA	G	GS	CG	SHO	SV	IP	H	AB	R	ER	HR	HB	BB	SO	WP	BK	AVG
2017	DSL Tigers	0-1	3.09	5	2	0	0	1	11.2	11	48	6	4	0	2	4	17	3	0	.229
2018	DSL Tigers2	1-1	4.35	12	4	0	0	1	20.2	20	82	12	10	1	2	9	9	2	0	.244
MINOR LEAGUE TOTALS		1-2	3.90	17	6	0	0	2	32.1	31	130	18	14	1	4	13	26	5	0	.238

DE BLOK, TOM ROBIN

HEIGHT: 6-4
WEIGHT: 195
RECOMMENDED/SIGNED BY: Scott Bream/Kevin Hooker/Oneri Fleita (Tigers)
HOW OBTAINED: Signed by the Tigers as a non-drafted free agent on April 10, 2017

BATS: R
THROWS: R

RIGHANDED PITCHER

BORN: May 8, 1996 - Amstelveen, Netherlands
RESIDENCE: Amsterdam, Netherlands

Year	Club	W-L	ERA	G	GS	CG	SHO	SV	IP	H	AB	R	ER	HR	HB	BB	SO	WP	BK	AVG
2017	Connecticut	0-0	0.00	1	1	0	0	0	3.2	1	12	0	0	0	0	1	5	0	0	.083
	West Michigan	4-2	2.87	23	11	0	0	1	78.1	69	298	28	25	6	0	13	73	5	1	.232
2018	West Michigan	1-2	3.15	8	8	0	0	0	45.2	44	174	17	16	4	2	16	30	1	0	.253
	Lakeland	4-4	5.98	11	11	0	0	0	55.2	65	222	38	37	7	4	20	41	1	0	.293
MINOR LEAGUE TOTALS		9-8	3.83	43	31	0	0	1	183.1	179	706	83	78	17	6	50	149	7	1	.254

DE JESUS, ANGEL

HEIGHT: 6-4
WEIGHT: 185
RECOMMENDED/SIGNED BY: Miguel Rodriguez/Ramon Perez (Tigers)
HOW OBTAINED: Signed by the Tigers as a non-drafted free agent on May 10, 2016

BATS: R
THROWS: R

RIGHANDED PITCHER

BORN: February 13, 1997 - Samana, DR
RESIDENCE: Samana, DR

Year	Club	W-L	ERA	G	GS	CG	SHO	SV	IP	H	AB	R	ER	HR	HB	BB	SO	WP	BK	AVG
2016	DSL Tigers	0-2	7.08	9	3	0	0	0	20.1	25	78	16	16	0	2	9	28	5	0	.321
2017	DSL Tigers	4-4	2.20	14	8	1	0	0	61.1	44	218	19	15	2	11	18	45	4	2	.202
2018	DSL Tigers2	1-0	1.69	3	1	0	0	0	10.2	8	38	2	2	1	0	3	14	0	1	.211
	GCL Tigers East	4-3	3.12	11	11	0	0	0	43.1	32	161	19	15	4	2	17	54	6	1	.199
MINOR LEAGUE TOTALS		9-9	3.18	37	23	1	0	0	135.2	109	495	56	48	7	15	47	141	15	4	.220

DE LA CRUZ, DANEURYS

HEIGHT: 5-11
WEIGHT: 160
RECOMMENDED/SIGNED BY: Aldo Perez/Miguel Rodriguez (Tigers)
HOW OBTAINED: Signed by the Tigers as a non-drafted free agent on May 26, 2018

BATS: R
THROWS: R

CATCHER

BORN: April 27, 2001 - Monte Plata, DR
RESIDENCE: Santo Domingo, DR

TIGERS MINOR LEAGUE PLAYERS



(De La Cruz, cont.)

Year	Club	AVG	G	AB	R	H	TB	2B	3B	HR	RBI	SH	SF	HB	BB	SO	SB	CS	OBP	SLG	E
2018	DSL Tigers2	.179	28	84	10	15	24	4	1	1	9	0	0	2	14	26	1	5	.210	.286	9
	DSL Tigers1	.077	5	13	2	1	1	0	0	0	2	0	0	0	5	6	0	0	.333	.077	1
MINOR LEAGUE TOTALS		.165	33	97	12	16	25	4	1	1	11	0	0	2	19	32	1	5	.314	.258	10

DE LA CRUZ, ISRAEL

SHORTSTOP

HEIGHT: 6-0

BATS: S

BORN: June 15, 1997 - Fantino, DR

WEIGHT: 162

THROWS: R

RESIDENCE: Los Alcarrizos, DR

RECOMMENDED/SIGNED BY: Ramon Perez/Carlos Santana/Aldo Perez (Tigers)

HOW OBTAINED: Signed by the Tigers as a non-drafted free agent on July 3, 2013

Year	Club	AVG	G	AB	R	H	TB	2B	3B	HR	RBI	SH	SF	HB	BB	SO	SB	CS	OBP	SLG	E
2014	DSL Tigers	.252	47	151	33	38	57	5	7	0	15	3	0	3	15	53	4	4	.331	.377	24
2015	DSL Tigers	.253	51	174	36	44	58	8	3	0	15	4	0	6	20	56	14	7	.350	.333	20
2016	GCL Tigers East	.247	51	166	27	41	56	3	6	0	13	2	1	3	22	51	22	6	.344	.337	19
2017	GCL Tigers West	.297	46	128	23	38	47	5	2	0	8	1	1	1	8	33	16	10	.341	.367	8
	Connecticut	.500	1	4	1	2	2	0	0	0	1	0	0	0	2	1	0	0	.500	.500	0
2018	Connecticut	.195	46	154	24	30	41	4	2	1	9	0	1	2	18	52	11	2	.286	.266	11
MINOR LEAGUE TOTALS		.248	242	777	144	183	261	25	20	1	61	10	3	15	83	247	68	29	.331	.336	82

DE LA CRUZ, JOSE ENRIQUE

OUTFIELDER

HEIGHT: 6-0

BATS: R

BORN: January 3, 2002 - Fantino, DR

WEIGHT: 190

THROWS: R

RESIDENCE: Fantino, DR

RECOMMENDED/SIGNED BY: Aldo Perez/Carlos Santana (Tigers)

HOW OBTAINED: Signed by the Tigers as a non-drafted free agent on July 3, 2018

Year	Club	AVG	G	AB	R	H	TB	2B	3B	HR	RBI	SH	SF	HB	BB	SO	SB	CS	OBP	SLG	E
(2019 will be first professional season)																					

DE LA CRUZ, SANDEL ELIAS

RIGHTHANDED PITCHER

HEIGHT: 6-2

BATS: R

BORN: August 6, 1996 - Consuelo, DR

WEIGHT: 185

THROWS: R

RESIDENCE: Consuelo, DR

RECOMMENDED/SIGNED BY: Ramon Perez/Miguel Rodriguez (Tigers)

HOW OBTAINED: Signed by the Tigers as a non-drafted free agent on October 17, 2016

Year	Club	W-L	ERA	G	GS	CG	SHO	SV	IP	H	AB	R	ER	HR	HB	BB	SO	WP	BK	AVG
2017	GCL Tigers East	0-6	4.89	10	10	0	0	0	46.0	47	185	32	25	2	9	22	41	7	2	.254
2018	DSL Tigers2	1-0	0.00	3	0	0	0	0	6.2	8	27	0	0	0	0	1	7	0	0	.296
	GCL Tigers West	1-0	3.86	17	0	0	0	4	25.2	25	97	11	11	3	3	18	40	6	0	.258
MINOR LEAGUE TOTALS		2-6	4.14	30	10	0	0	4	78.1	80	309	43	36	5	12	41	88	13	2	.259

DE LA ROSA, BARRON ENRIQUE

RIGHTHANDED PITCHER

HEIGHT: 6-5

BATS: R

BORN: July 17, 1996 - Santo Domingo, DR

WEIGHT: 190

THROWS: R

RESIDENCE: Santo Domingo, DR

RECOMMENDED/SIGNED BY: Ramon Perez/Carlos Santana (Tigers)

HOW OBTAINED: Signed by the Tigers as a non-drafted free agent on July 2, 2015

Year	Club	W-L	ERA	G	GS	CG	SHO	SV	IP	H	AB	R	ER	HR	HB	BB	SO	WP	BK	AVG
2015	DSL Tigers	0-2	4.96	12	0	0	0	0	16.1	13	51	10	9	0	6	19	4	2	0	.255
2016	GCL Tigers East	2-2	6.98	12	1	0	0	0	19.1	19	72	17	15	3	2	18	14	2	0	.264
2017	GCL Tigers East	1-2	6.86	15	1	0	0	1	21.0	19	77	16	16	1	6	16	18	5	3	.247
2018	GCL Tigers West	2-2	7.59	15	1	0	0	0	21.1	24	85	22	18	1	3	25	26	3	0	.282
MINOR LEAGUE TOTALS		5-8	6.69	54	3	0	0	1	78.0	75	285	65	58	5	17	78	62	12	3	.263

DE LA ROSA, ERIC LUIS

CENTER FIELDER

HEIGHT: 6-4

BATS: R

BORN: June 3, 1997 - San Diego, CA

WEIGHT: 175

THROWS: R

RESIDENCE: Lemon Grove, CA

RECOMMENDED/SIGNED BY: Steve Pack (Tigers)

SCHOOL: Grossmont Junior College (CA)

HOW OBTAINED: Selected by the Tigers in the seventh round of the June 2018 draft

Year	Club	AVG	G	AB	R	H	TB	2B	3B	HR	RBI	SH	SF	HB	BB	SO	SB	CS	OBP	SLG	E
2018	GCL Tigers West	.462	3	13	4	6	10	1	0	1	3	0	0	0	1	4	0	0	.500	.769	0
	Connecticut	.229	36	131	12	30	37	7	0	0	12	0	0	2	13	48	9	0	.308	.282	0
	West Michigan	.174	14	46	6	8	10	2	0	0	4	1	0	3	1	17	4	2	.240	.217	2
MINOR LEAGUE TOTALS		.232	53	190	22	44	57	10	0	1	19	1	0	5	15	69	13	2	.305	.300	2

DE LEON, LUIS ENRIQUE

RIGHTHANDED PITCHER

HEIGHT: 6-0

BATS: R

BORN: May 22, 2000 - Barahona, DR

WEIGHT: 170

THROWS: R

RESIDENCE: Barahona, DR

RECOMMENDED/SIGNED BY: Aldo Perez/Rodolfo Penalo (Tigers)

HOW OBTAINED: Signed by the Tigers as a non-drafted free agent on November 23, 2018

Year	Club	W-L	ERA	G	GS	CG	SHO	SV	IP	H	AB	R	ER	HR	HB	BB	SO	WP	BK	AVG	
(2019 will be first professional season)																					



TIGERS MINOR LEAGUE PLAYERS

DE LOS REYES, RAUL ANTONIO

HEIGHT: 6-4
WEIGHT: 220
RECOMMENDED/SIGNED BY: Alejandro Rodriguez (Tigers)
HOW OBTAINED: Signed by the Tigers as a non-drafted free agent on November 2, 2016

BATS: R
THROWS: R

RIGHTHANDED PITCHER

BORN: August 24, 1997 - Ciudad Obregón, MEX
RESIDENCE: Ciudad Obregón, MEX

Year	Club	W-L	ERA	G	GS	CG	SHO	SV	IP	H	AB	R	ER	HR	HB	BB	SO	WP	BK	AVG
2017	DSL Tigers	0-1	3.74	15	5	0	0	0	45.2	52	185	27	19	2	4	15	41	10	0	.281
2018	DSL Tigers1	2-1	2.96	12	0	0	0	3	24.1	23	92	11	8	2	0	7	21	1	0	.250
MINOR LEAGUE TOTALS		2-2	3.47	27	5	0	0	3	70.0	75	277	38	27	4	4	22	62	11	0	.271

DECASTER, ETHAN

HEIGHT: 6-4
WEIGHT: 209
RECOMMENDED/SIGNED BY: Taylor Black (Tigers)

BATS: R
THROWS: R

RIGHTHANDED PITCHER

BORN: October 27, 1994 - St. Paul, MN
RESIDENCE: Shoreview, MN

SCHOOL: Duke University
HOW OBTAINED: Selected by the Tigers in the 18th round of the June 2018 draft

Year	Club	W-L	ERA	G	GS	CG	SHO	SV	IP	H	AB	R	ER	HR	HB	BB	SO	WP	BK	AVG
2018	GCL Tigers West	0-0	3.86	2	0	0	0	0	2.1	2	9	1	1	1	0	0	3	0	0	.222
	Connecticut	1-0	0.61	8	0	0	0	1	14.2	9	51	3	1	0	0	3	19	0	0	.176
	West Michigan	0-0	0.71	7	0	0	0	1	12.2	7	42	1	1	0	1	1	13	0	0	.167
	Lakeland	0-0	0.00	1	0	0	0	0	2.1	1	8	0	0	0	0	2	4	0	0	.125
MINOR LEAGUE TOTALS		1-0	0.84	18	0	0	0	2	32.0	19	110	5	3	1	1	6	39	0	0	.173

DEATHERAGE, ANDREW (BROCK) BROCKINGTON

HEIGHT: 6-1
WEIGHT: 175
RECOMMENDED/SIGNED BY: Taylor Black (Tigers)

BATS: L
THROWS: L

OUTFIELDER

BORN: September 12, 1995 - Burlington, NC
RESIDENCE: Gibsonville, NC

SCHOOL: North Carolina State University
HOW OBTAINED: Selected by the Tigers in the 10th round of the June 2018 draft

Year	Club	AVG	G	AB	R	H	TB	2B	3B	HR	RBI	SH	SF	OBP	SLG	E					
2018	GCL Tigers West	.556	2	9	6	5	17	0	0	4	7	0	0	0	1	0	0	.600	1.889	0	
	West Michigan	.313	46	176	25	55	78	7	5	2	18	0	2	3	14	50	15	3	.369	.443	1
	Lakeland	.333	12	45	12	15	21	1	1	1	5	0	1	0	6	13	4	0	.404	.467	0
MINOR LEAGUE TOTALS		.326	60	230	43	75	116	8	6	7	30	0	3	3	21	64	19	3	.385	.504	1

DIAZ, JOSE AMADO

HEIGHT: 6-5
WEIGHT: 200
RECOMMENDED/SIGNED BY: Aldo Perez/Carlos Santana (Tigers)
HOW OBTAINED: Signed by the Tigers as a non-drafted free agent on November 29, 2017

BATS: R
THROWS: R

RIGHTHANDED PITCHER

BORN: May 12, 2000 - Nagua, DR
RESIDENCE: Nagua, DR

Year	Club	W-L	ERA	G	GS	CG	SHO	SV	IP	H	AB	R	ER	HR	HB	BB	SO	WP	BK	AVG
2018	DSL Tigers2	3-1	5.72	18	0	0	0	0	28.1	20	101	21	18	1	4	27	25	15	0	.198

DI MONTE, DANIELE

HEIGHT: 6-2
WEIGHT: 187
RECOMMENDED/SIGNED BY: Jeff Wetherby (Tigers)
HOW OBTAINED: Signed by the Tigers as a non-drafted free agent on December 18, 2018

BATS: R
THROWS: R

RIGHTHANDED PITCHER

BORN: February 16, 2002 - Monfalcone, Italy
RESIDENCE: Ronchi dei Legionari, Italy

Year	Club	W-L	ERA	G	GS	CG	SHO	SV	IP	H	AB	R	ER	HR	HB	BB	SO	WP	BK	AVG
(2019 will be first professional season)																				

DOMINGUEZ, ANTONIO JESUS

HEIGHT: 5-9
WEIGHT: 150
RECOMMENDED/SIGNED BY: Oscar Garcia/Jesus Mendoza
HOW OBTAINED: Signed by the Tigers as a non-drafted free agent on July 5, 2017

BATS: R
THROWS: R

SHORTSTOP

BORN: April 25, 2001 - Cua, VZ
RESIDENCE: Cua, VZ

Year	Club	AVG	G	AB	R	H	TB	2B	3B	HR	RBI	SH	SF	OBP	SLG	E					
2018	DSL Tigers1	.276	41	127	12	35	48	10	0	1	12	3	0	8	11	12	2	2	.370	.378	7

DOMNARSKI, DOUG

HEIGHT: 5-11
WEIGHT: 190
SCHOOL: University of Connecticut
HOW OBTAINED: Signed by the Tigers as a Minor League free agent on January 8, 2019

BATS: L
THROWS: L

LEFTHANDED PITCHER

BORN: July 7, 1994 - New London, CT
RESIDENCE: Pawcatuck, CT

Year	Club	W-L	ERA	G	GS	CG	SHO	SV	IP	H	AB	R	ER	HR	HB	BB	SO	WP	BK	AVG
2017	GCL Marlins	0-0	1.59	14	0	0	0	2	17.0	14	64	6	3	0	0	11	12	0	0	.219
2018	GCL Tigers East	0-0	9.53	5	0	0	0	0	5.2	5	19	6	6	0	1	6	6	1	0	.263
	Batavia	0-0	0.00	2	0	0	0	1	2.1	2	9	2	0	0	0	1	4	1	1	.222
MINOR LEAGUE TOTALS		0-0	3.24	21	0	0	0	3	25.0	21	92	14	9	0	1	18	22	2	1	.228

TIGERS MINOR LEAGUE PLAYERS



DUGAS, DAYTON JOSEPH

HEIGHT: 6-3
WEIGHT: 230
RECOMMENDED/SIGNED BY: Ryan Johnson (Tigers)
SCHOOL: Wichita State University
HOW OBTAINED: Selected by the Tigers in the 16th round of the June 2018 draft

OUTFIELDER

BATS: R
THROWS: R
BORN: June 9, 1997 - Lake Charles, LA
RESIDENCE: Lake Charles, LA

Year	Club	AVG	G	AB	R	H	TB	2B	3B	HR	RBI	SH	SF	HB	BB	SO	SB	CS	OBP	SLG	E
2018	GCL Tigers West	.333	4	15	3	5	8	0	0	1	6	0	2	0	1	4	0	0	.333	.533	0
	Connecticut	.230	36	122	12	28	44	5	1	3	12	0	1	2	6	47	2	1	.275	.361	2
MINOR LEAGUE TOTALS		.241	40	137	15	33	52	5	1	4	18	0	3	2	7	51	2	1	.282	.380	2

ECKER, MARK EDWARD

HEIGHT: 6-1
WEIGHT: 200
RECOMMENDED/SIGNED BY: Matt Lea (Tigers)
SCHOOL: Texas A&M University
HOW OBTAINED: Selected by the Tigers in the fifth round of the June 2016 draft

RIGHTHANDED PITCHER

BATS: R
THROWS: R
BORN: May 27, 1995 - San Antonio, TX
RESIDENCE: Helotes, TX

Year	Club	W-L	ERA	G	GS	CG	SHO	SV	IP	H	AB	R	ER	HR	HB	BB	SO	WP	BK	AVG
2016	Connecticut	2-0	0.50	11	0	0	0	4	18.0	7	60	1	1	0	0	3	21	2	0	.117
	West Michigan	0-0	1.86	9	0	0	0	5	9.2	9	38	2	2	1	0	2	10	1	0	.237
2017	Lakeland	2-4	3.50	36	0	0	0	7	43.2	37	159	17	17	3	0	17	63	6	0	.233
	Erie	0-0	2.00	15	0	0	0	3	18.0	15	62	4	4	2	0	8	18	1	0	.242
2018	Erie	4-6	3.66	44	0	0	0	1	59.0	44	208	30	24	7	2	31	51	9	0	.212
MINOR LEAGUE TOTALS		8-10	2.91	115	0	0	0	20	148.1	112	527	54	48	13	2	61	163	19	0	.213

ESCALONA, EDGAR ALFONZO

HEIGHT: 6-4
WEIGHT: 193
RECOMMENDED/SIGNED BY: Alejandro Rodriguez/Delvis Pacheco (Tigers)
HOW OBTAINED: Signed by the Tigers as a non-drafted free agent on November 2, 2015

RIGHTHANDED PITCHER

BORN: March 30, 1998 - Maracaibo, VZ
RESIDENCE: Maracaibo, VZ

Year	Club	W-L	ERA	G	GS	CG	SHO	SV	IP	H	AB	R	ER	HR	HB	BB	SO	WP	BK	AVG
2016	DSL Tigers	3-4	3.46	14	12	1	1	0	54.2	53	212	24	21	1	2	16	35	9	0	.250
2017	GCL Tigers East	2-7	5.73	11	11	0	0	0	44.0	58	182	35	28	3	5	17	25	4	1	.319
2018	DSL Tigers1	1-0	7.11	2	0	0	0	0	6.1	8	26	5	5	1	0	4	4	0	0	.308
	GCL Tigers East	1-3	5.66	11	7	0	0	0	41.1	55	168	32	26	2	7	10	24	1	0	.327
MINOR LEAGUE TOTALS		7-14	4.92	38	30	1	1	0	146.1	174	588	96	80	7	14	47	88	14	1	.296

ESCALONA, ILOEMAR MIGUEL

HEIGHT: 6-0
WEIGHT: 170
RECOMMENDED/SIGNED BY: Alejandro Rodriguez/Jesus Mendoza (Tigers)
HOW OBTAINED: Signed by the Tigers as a non-drafted free agent on July 3, 2015

INFIELDER

BORN: February 12, 1999 - Puerto Cabello, VZ
RESIDENCE: Puerto Cabello, VZ

Year	Club	AVG	G	AB	R	H	TB	2B	3B	HR	RBI	SH	SF	HB	BB	SO	SB	CS	OBP	SLG	E
2016	DSL Tigers	.263	41	133	17	35	47	7	1	1	24	0	1	4	8	33	3	2	.322	.353	18
2017	GCL Tigers East	.248	47	149	8	37	45	4	2	0	12	0	1	1	8	29	2	3	.289	.302	13
2018	GCL Tigers West	.294	23	85	8	25	32	7	0	0	7	0	1	3	3	19	0	1	.337	.376	3
MINOR LEAGUE TOTALS		.264	111	367	33	97	124	18	3	1	43	0	3	8	19	81	5	6	.312	.338	34

ESCOBAR, ELYS SANTIAGO

HEIGHT: 6-0
WEIGHT: 214
RECOMMENDED/SIGNED BY: Jesus Mendoza (Tigers)
HOW OBTAINED: Signed by the Tigers as a non-drafted free agent on July 2, 2013

CATCHER

BORN: September 21, 1996 - San Diego, VZ
RESIDENCE: Valencia, VZ

Year	Club	AVG	G	AB	R	H	TB	2B	3B	HR	RBI	SH	SF	HB	BB	SO	SB	CS	OBP	SLG	E
2014	VSL Tigers	.297	38	118	12	35	47	10	1	0	13	0	0	2	10	22	2	0	.362	.398	3
2015	VSL Tigers	.280	53	189	27	53	71	13	1	1	21	1	4	2	25	32	0	0	.364	.376	5
2016	GCL Tigers East	.252	44	135	15	34	42	8	0	0	11	0	0	1	9	23	0	0	.303	.311	6
2017	Connecticut	.255	17	51	7	13	19	3	0	1	8	0	1	0	7	14	2	0	.339	.373	2
	Lakeland	.333	2	6	1	2	3	1	0	0	0	0	0	0	1	2	0	0	.429	.500	0
2018	GCL Tigers East	.300	12	30	0	9	10	1	0	0	5	0	0	0	2	9	0	0	.344	.333	4
	GCL Tigers West	.214	8	14	1	3	6	0	0	1	3	0	0	0	4	5	0	1	.389	.429	0
	Lakeland	.143	3	7	0	1	1	0	0	0	0	0	0	1	1	5	0	0	.333	.143	1
MINOR LEAGUE TOTALS		.273	177	550	63	150	199	36	2	3	61	1	5	6	59	112	4	1	.347	.362	21

ESPOSITO, VINCENT (VINNY)

HEIGHT: 5-11
WEIGHT: 195
RECOMMENDED/SIGNED BY: Scott Cerny (Tigers)
SCHOOL: California State University, Sacramento
HOW OBTAINED: Selected by the Tigers in the 34th round of the June 2018 draft

OUTFIELDER

BORN: March 10, 1996 - Sacramento, CA
RESIDENCE: Granite Bay, CA



TIGERS MINOR LEAGUE PLAYERS

(Esposito, cont.)

Year	Club	AVG	G	AB	R	H	TB	2B	3B	HR	RBI	SH	SF	HB	BB	SO	SB	CS	OBP	SLG	E
2018	GCL Tigers East	.235	5	17	3	4	6	2	0	0	2	0	0	0	3	9	0	0	.350	.353	0
	GCL Tigers West	.323	40	124	31	40	64	12	0	4	24	0	2	4	22	33	10	2	.434	.516	1
MINOR LEAGUE TOTALS		.312	45	141	34	44	70	14	0	4	26	0	2	4	25	42	10	2	.424	.496	1

ESTEVEZ, GEURY ANTONIO

HEIGHT: 6-0

WEIGHT: 180

RECOMMENDED/SIGNED BY: Aldo Perez/Carlos Santana (Tigers)

HOW OBTAINED: Signed by the Tigers as a non-drafted free agent on July 2, 2018

(2019 will be first professional season)

SHORTSTOP

BORN: February 20, 2002 - Santo Domingo, DR

RESIDENCE: Santo Domingo, DR

BATS: S
THROWS: R

FAEDO, ALEXANDER (ALEX) MICHAEL

HEIGHT: 6-5

WEIGHT: 225

RECOMMENDED/SIGNED BY: R.J. Burgess (Tigers)

SCHOOL: University of Florida

HOW OBTAINED: Selected by the Tigers in the first round (18th overall) in the June 2017 draft

Year	Club	W-L	ERA	G	GS	CG	SHO	SV	IP	H	AB	R	ER	HR	HB	BB	SO	WP	BK	AVG
2018	Lakeland	2-4	3.10	12	12	0	0	0	61.0	49	226	25	21	3	4	13	51	4	0	.217
	Erie	3-6	4.95	12	12	0	0	0	60.0	54	226	37	33	15	2	22	59	1	0	.239
MINOR LEAGUE TOTALS		5-10	4.02	24	24	0	0	0	121.0	103	452	62	54	18	6	35	110	5	0	.228

RIGHTHANDED PITCHER

BORN: November 12, 1995 - Tampa, FL

RESIDENCE: Tampa, FL

BATS: R
THROWS: R

FAJARDO, RODOLFO VALENTIN

HEIGHT: 6-3

WEIGHT: 165

RECOMMENDED/SIGNED BY: Alejandro Rodriguez/Raul Leiva (Tigers)

HOW OBTAINED: Signed by the Tigers as a non-drafted free agent on February 9, 2017

Year	Club	W-L	ERA	G	GS	CG	SHO	SV	IP	H	AB	R	ER	HR	HB	BB	SO	WP	BK	AVG
2018	DSL Tigers	2-0	3.64	18	3	0	0	2	42.0	40	162	22	17	1	4	8	39	8	0	.247
2018	DSL Tigers1	3-0	1.07	14	13	0	0	0	59.0	39	213	14	7	2	4	10	67	5	0	.183
MINOR LEAGUE TOTALS		5-0	2.14	32	16	0	0	2	101.0	79	375	36	24	3	8	18	106	13	0	.211

LEFTHANDED PITCHER

BORN: February 17, 2000 - Anzoategui, VZ

RESIDENCE: Anzoategui, VZ

BATS: L
THROWS: L

FENELON, WILMER

HEIGHT: 6-3

WEIGHT: 170

RECOMMENDED/SIGNED BY: Aldo Perez/Miguel Rodriguez (Tigers)

HOW OBTAINED: Signed by the Tigers as a non-drafted free agent on September 30, 2017

Year	Club	W-L	ERA	G	GS	CG	SHO	SV	IP	H	AB	R	ER	HR	HB	BB	SO	WP	BK	AVG
2018	DSL Tigers1	0-0	3.65	10	0	0	0	0	12.1	12	47	6	5	0	5	4	9	1	0	.255

RIGHTHANDED PITCHER

BORN: October 18, 2000 - Santo Domingo, DR

RESIDENCE: Santo Domingo, DR

BATS: R
THROWS: R

FERNANDEZ, CHAVEZ

HEIGHT: 6-3

WEIGHT: 205

RECOMMENDED/SIGNED BY: R.J. Burgess (Tigers)

SCHOOL: Polk State Junior College (FL)

HOW OBTAINED: Selected by the Tigers in the 35th round of the June 2018 draft

Year	Club	W-L	ERA	G	GS	CG	SHO	SV	IP	H	AB	R	ER	HR	HB	BB	SO	WP	BK	AVG
2018	GCL Tigers East	1-0	0.75	4	0	0	0	0	12.0	7	41	1	1	0	0	4	15	1	0	.171
	GCL Tigers West	3-1	1.69	10	5	0	0	0	26.2	19	94	6	5	0	2	4	24	2	0	.202
	Connecticut	0-0	9.00	1	0	0	0	0	1.0	2	5	1	1	0	0	1	2	0	0	.400
MINOR LEAGUE TOTALS		4-1	1.59	15	5	0	0	0	39.2	28	140	8	7	0	2	9	41	3	0	.200

RIGHTHANDED PITCHER

BORN: July 7, 1997 - Freeport, Bahamas

RESIDENCE: Freeport, Bahamas

BATS: R
THROWS: R

FICOCIELLO, DOMINIC ANTHONY

HEIGHT: 6-4

WEIGHT: 194

RECOMMENDED/SIGNED BY: Chris Wimmer (Tigers)

SCHOOL: University of Arkansas

HOW OBTAINED: Selected by the Tigers in the 12th round of the June 2013 draft

Year	Club	AVG	G	AB	R	H	TB	2B	3B	HR	RBI	SH	SF	HB	BB	SO	SB	CS	OBP	SLG	E
2013	Connecticut	.264	59	220	26	58	84	15	1	3	30	2	1	2	20	56	10	3	.329	.382	7
	West Michigan	.143	6	21	0	3	4	1	0	0	3	0	0	0	1	6	1	0	.182	.190	1
2014	West Michigan	.275	134	530	66	146	201	25	6	6	53	0	2	8	40	116	11	8	.334	.379	9
2015	Lakeland	.297	85	327	41	97	131	13	3	5	30	0	2	5	31	69	2	0	.364	.401	4
	Erie	.284	43	155	24	44	69	12	2	3	30	0	2	2	6	34	0	0	.315	.445	0
2016	Erie	.248	123	423	53	105	147	21	3	5	38	2	4	3	50	110	5	5	.329	.348	6
2017	Erie	.306	90	330	53	101	147	21	2	7	39	1	5	0	42	87	10	2	.379	.445	6
	Toledo	.235	35	115	12	27	39	6	0	2	12	1	0	1	11	32	2	1	.307	.339	4
2018	Erie	.268	97	366	50	98	139	15	1	8	56	0	4	4	43	117	8	7	.348	.380	5
MINOR LEAGUE TOTALS		.273	672	2487	325	679	961	129	18	39	291	6	20	25	244	627	49	26	.341	.386	42

FIRST BASEMAN

BORN: April 10, 1992 - Anaheim, CA

RESIDENCE: Bella Vista, AR

BATS: S
THROWS: R

TIGERS MINOR LEAGUE PLAYERS



FIGUEROA, ADONIS

HEIGHT: 6-2
WEIGHT: 170
RECOMMENDED/SIGNED BY: Aldo Perez/Carlos Santana (Tigers)
HOW OBTAINED: Signed by the Tigers as a non-drafted free agent on July 4, 2017

BATS: L
THROWS: L

OUTFIELDER

BORN: May 5, 2001 - Santo Domingo, DR
RESIDENCE: Santo Domingo, DR

Year	Club	AVG	G	AB	R	H	TB	2B	3B	HR	RBI	SH	SF	HB	BB	SO	SB	CS	OBP	SLG	E
2018	DSL Tigers	.167	33	102	12	17	27	3	2	1	9	5	0	1	15	23	4	4	.280	.265	1

FIGUEROA, GUSTAVO ADOLFO

HEIGHT: 6-0
WEIGHT: 170
RECOMMENDED/SIGNED BY: Alejandro Rodriguez/Raul Leiva (Tigers)
HOW OBTAINED: Signed by the Tigers as a non-drafted free agent on July 3, 2015

BATS: R
THROWS: R

CATCHER

BORN: September 22, 1998 - Puerto La Cruz, VZ
RESIDENCE: Barcelona, VZ

Year	Club	AVG	G	AB	R	H	TB	2B	3B	HR	RBI	SH	SF	HB	BB	SO	SB	CS	OBP	SLG	E
2016	DSL Tigers	.336	39	119	16	40	48	6	1	0	13	1	6	13	20	4	2	424	.403	3	
2017	DSL Tigers	.264	55	197	24	52	61	5	2	0	26	2	0	3	11	18	1	5	.313	.310	11
2018	GCL Tigers East	.241	15	29	2	7	0	0	0	8	0	2	0	1	5	0	0	.250	.241	2	
	GCL Tigers West	.300	13	30	4	9	11	2	0	0	0	0	0	4	6	0	0	.382	.367	0	
MINOR LEAGUE TOTALS		.288	122	375	46	108	127	13	3	0	47	3	3	9	29	49	5	7	.351	.339	16

FOLEY, JASON JOSEPH

HEIGHT: 6-4
WEIGHT: 215
RECOMMENDED/SIGNED BY: Jim Bretz (Tigers)
SCHOOL: Sacred Heart University
HOW OBTAINED: Signed by the Tigers as a non-drafted free agent on August 2, 2016

BATS: R
THROWS: R

RIGHTHANDED PITCHER

BORN: November 1, 1995 - Manhasset, NY
RESIDENCE: Bellmore, NY

Year	Club	W-L	ERA	G	GS	CG	SHO	SV	IP	H	AB	R	ER	HR	HB	BB	SO	WP	BK	AVG
2016	GCL Tigers West	0-0	0.00	1	0	0	0	1	1.0	1	4	0	0	0	0	0	1	0	0	.250
	Connecticut	0-0	4.26	5	0	0	0	0	6.1	6	25	4	3	0	0	7	6	3	0	.240
2017	West Michigan	3-1	1.55	18	0	0	0	5	29.0	20	106	7	5	0	0	5	36	3	1	.189
	Lakeland	0-2	6.14	6	0	0	0	1	7.1	8	30	5	5	1	0	2	5	1	1	.267
2018	Did Not Pitch																			
MINOR LEAGUE TOTALS		3-3	2.68	30	0	0	0	7	43.2	35	165	16	13	1	0	14	48	7	2	.212

FRANCISCO, ROBERTO FRANCISCO

HEIGHT: 6-3
WEIGHT: 190
RECOMMENDED/SIGNED BY: Aldo Perez/Carlos Santana (Tigers)
HOW OBTAINED: Signed by the Tigers as a non-drafted free agent on December 8, 2017

BATS: R
THROWS: R

RIGHTHANDED PITCHER

BORN: March 1, 1999 - Santo Domingo, DR
RESIDENCE: Santo Domingo, DR

Year	Club	W-L	ERA	G	GS	CG	SHO	SV	IP	H	AB	R	ER	HR	HB	BB	SO	WP	BK	AVG
2018	DSL Tigers2	4-1	4.60	21	0	0	0	4	31.1	44	130	23	16	2	2	14	27	6	1	.338

GARCIA, ALEXIS

HEIGHT: 6-2
WEIGHT: 168
RECOMMENDED/SIGNED BY: Ramon Perez/Miguel Rodriguez (Tigers)
HOW OBTAINED: Signed by the Tigers as a non-drafted free agent on May 22, 2015

BATS: R
THROWS: R

SHORTSTOP

BORN: July 1, 1997 - Sabana de la Mar, DR
RESIDENCE: Sabana de la Mar, DR

Year	Club	AVG	G	AB	R	H	TB	2B	3B	HR	RBI	SH	SF	HB	BB	SO	SB	CS	OBP	SLG	E
2015	DSL Tigers	.219	44	137	24	30	41	9	1	0	9	2	1	2	16	37	7	6	.308	.299	20
2016	GCL Tigers East	.250	36	88	12	22	26	4	0	0	10	3	1	1	10	22	4	2	.330	.295	10
2017	GCL Tigers West	.208	39	125	19	26	38	4	4	0	16	1	3	2	17	39	8	4	.306	.304	5
	Connecticut	.231	3	13	0	3	3	0	0	0	3	0	0	0	3	0	0	0	.231	.231	0
2018	Connecticut	.232	33	112	10	26	38	3	3	1	11	0	1	3	12	39	0	4	.320	.339	7
	West Michigan	.213	64	211	28	45	60	8	2	1	17	0	1	5	8	66	9	6	.258	.284	11
MINOR LEAGUE TOTALS		.222	219	686	93	152	206	28	10	2	66	6	7	13	63	206	28	22	.296	.300	53

GARCIA, BRYAN

HEIGHT: 6-1
WEIGHT: 215
RECOMMENDED/SIGNED BY: Nick Avila (Tigers)
SCHOOL: University of Miami
HOW OBTAINED: Selected by the Tigers in the sixth round of the June 2016 draft

BATS: R
THROWS: R

RIGHTHANDED PITCHER

BORN: April 19, 1995 - Miami, FL
RESIDENCE: Miami, FL

Year	Club	W-L	ERA	G	GS	CG	SHO	SV	IP	H	AB	R	ER	HR	HB	BB	SO	WP	BK	AVG
2016	Connecticut	0-1	1.00	16	0	0	0	6	18.0	13	67	7	2	1	0	3	21	1	0	.194
	West Michigan	0-1	40.50	1	0	0	0	0	0.2	3	5	3	3	0	0	0	1	0	0	.600
2017	West Michigan	1-2	3.14	14	0	0	0	9	14.1	12	55	6	5	0	0	4	27	1	0	.218
	Lakeland	2-0	0.00	7	0	0	0	0	8.2	7	30	0	0	0	0	2	15	0	0	.233
	Erie	1-1	0.96	17	0	0	0	8	18.2	7	61	2	2	1	1	8	24	1	0	.115
	Toledo	1-0	4.05	14	0	0	0	0	13.1	10	47	6	6	1	0	8	12	0	0	.213
2018	Did Not Pitch																			
MINOR LEAGUE TOTALS		5-5	2.20	69	0	0	0	23	73.2	52	265	24	18	3	1	25	100	3	0	.196



TIGERS MINOR LEAGUE PLAYERS

GARCIA, PEDRO ISMAEL

HEIGHT: 6-1
WEIGHT: 170
RECOMMENDED/SIGNED BY: Raul Leiva/Alejandro Rodriguez (Tigers)
HOW OBTAINED: Signed by the Tigers as a non-drafted free agent on July 5, 2017

BATS: R
THROWS: R

CATCHER

BORN: May 22, 2001 - Carupano, VZ
RESIDENCE: Carupano, VZ

Year	Club	AVG	G	AB	R	H	TB	2B	3B	HR	RBI	SH	SF	HB	BB	SO	SB	CS	OBP	SLG	E
2018	DSL Tigers1	.253	47	158	20	40	53	6	2	1	14	1	1	1	16	38	9	4	.324	.335	4

GARDEA, DARIO EMMANUEL

HEIGHT: 6-2
WEIGHT: 210
RECOMMENDED/SIGNED BY: Alejandro Rodriguez (Tigers)
HOW OBTAINED: Signed by the Tigers as a non-drafted free agent on January 11, 2018

BATS: R
THROWS: R

RIGHTHANDED PITCHER

BORN: January 29, 1999 - Chihuahua, MEX
RESIDENCE: Chihuahua, MEX

Year	Club	W-L	ERA	G	GS	CG	SHO	SV	IP	H	AB	R	ER	HR	HB	BB	SO	WP	BK	AVG
2018	DSL Tigers1	5-1	2.05	12	9	1	0	1	48.1	32	169	15	11	2	4	13	51	3	2	.189

GIBSON, CAMERON (CAM) MICHAEL

HEIGHT: 6-1
WEIGHT: 198
RECOMMENDED/SIGNED BY: Tom Osowski (Tigers)
SCHOOL: Michigan State University
HOW OBTAINED: Selected by the Tigers in the fifth round of the June 2015 draft

BATS: L
THROWS: R

CENTER FIELDER

BORN: February 12, 1994 - Grosse Pointe, MI
RESIDENCE: Novi, MI

Year	Club	AVG	G	AB	R	H	TB	2B	3B	HR	RBI	SH	SF	HB	BB	SO	SB	CS	OBP	SLG	E
2015	GCL Tigers	.200	3	10	2	2	4	0	1	0	3	0	0	0	1	2	2	0	.273	.400	0
	Connecticut	.252	33	131	19	33	60	1	4	6	24	1	2	8	24	4	4	.303	.458	0	
2016	West Michigan	.221	119	394	59	87	130	11	7	6	40	6	1	4	42	110	26	9	.302	.330	6
2017	West Michigan	.274	65	263	49	72	126	10	7	10	34	7	6	2	25	45	12	4	.334	.479	1
	Lakeland	.240	44	146	21	35	62	10	4	3	13	3	2	1	22	46	7	2	.339	.425	1
2018	Lakeland	.240	66	229	32	55	80	7	3	4	24	3	1	5	36	61	16	6	.354	.349	1
	Erie	.250	48	152	26	38	61	7	2	4	28	3	1	1	19	43	6	2	.330	.401	3
MINOR LEAGUE TOTALS		.243	378	1325	208	322	523	46	28	33	166	23	15	15	153	331	73	27	.325	.395	12

GIZZI, MICHAEL

HEIGHT: 6-4
WEIGHT: 195
RECOMMENDED/SIGNED BY: Nick Avila (Tigers)
SCHOOL: State College of Florida, Manatee-Sarasota
HOW OBTAINED: Signed by the Tigers as a non-drafted free agent on June 27, 2018

BATS: R
THROWS: R

RIGHTHANDED PITCHER

BORN: May 15, 1995 - Winter Park, FL
RESIDENCE: Winter Park, FL

Year	Club	W-L	ERA	G	GS	CG	SHO	SV	IP	H	AB	R	ER	HR	HB	BB	SO	WP	BK	AVG
2018	GCL Tigers West	4-1	1.84	13	0	0	0	6	14.2	11	57	8	3	0	0	3	23	4	0	.193
	Connecticut	0-0	0.00	1	0	0	0	0	1.0	0	3	0	0	0	0	1	0	0	0	.000
MINOR LEAGUE TOTALS		4-1	1.72	14	0	0	0	6	15.2	11	60	8	3	0	0	4	23	4	0	.183

GONZALEZ, ALVARO EMILIO

HEIGHT: 6-0
WEIGHT: 170
RECOMMENDED/SIGNED BY: Jesus Mendoza/Alejandro Rodriguez (Tigers)
HOW OBTAINED: Signed by the Tigers as a non-drafted free agent on July 5, 2017

BATS: S
THROWS: R

SHORTSTOP

BORN: September 16, 2000 - Carabobo, VZ
RESIDENCE: Carabobo, VZ

Year	Club	AVG	G	AB	R	H	TB	2B	3B	HR	RBI	SH	SF	HB	BB	SO	SB	CS	OBP	SLG	E
2018	DSL Tigers1	.245	46	163	19	40	59	4	6	1	17	1	2	5	23	36	8	9	.352	.362	23

GONZALEZ, DANIEL ARTURO

HEIGHT: 6-3
WEIGHT: 206
RECOMMENDED/SIGNED BY: Alejandro Rodriguez/Delvis Pacheco (Tigers)
HOW OBTAINED: Signed by the Tigers as a non-drafted free agent on June 13, 2014

BATS: R
THROWS: R

RIGHTHANDED PITCHER

BORN: August 15, 1995 - Maracay, VZ
RESIDENCE: Cagua, VZ

Year	Club	W-L	ERA	G	GS	CG	SHO	SV	IP	H	AB	R	ER	HR	HB	BB	SO	WP	BK	AVG
2015	VSL Tigers	2-3	1.95	15	11	0	0	1	50.2	44	193	18	11	0	1	15	42	5	1	.228
2016	GCL Tigers West	3-1	2.27	10	9	0	0	0	39.2	30	142	11	10	1	6	19	35	3	1	.211
	Connecticut	1-0	2.70	1	0	0	0	0	3.1	2	12	1	1	1	0	6	0	0	.167	
2017	GCL Tigers West	4-1	2.57	13	7	0	0	0	42.0	38	158	16	12	0	2	20	40	5	1	.241
	Connecticut	1-0	0.00	2	0	0	0	0	4.0	1	11	0	0	0	1	2	2	0	0	.091
2018	GCL Tigers West	3-0	1.17	10	4	0	0	0	30.2	17	103	4	4	1	0	11	36	3	0	.165
	Connecticut	0-1	13.50	6	0	0	0	0	5.1	9	26	9	8	0	0	3	7	0	0	.346
MINOR LEAGUE TOTALS		14-6	2.36	57	31	0	0	1	175.2	141	645	59	46	3	10	70	168	16	3	.219

GREEN, MAX

HEIGHT: 6-1
WEIGHT: 175
RECOMMENDED/SIGNED BY: Tim McWilliam (Tigers)
SCHOOL: Pepperdine University
HOW OBTAINED: Selected by the Tigers in the eighth round of the June 2017 draft

BATS: L
THROWS: L

LEFTHANDED PITCHER

BORN: May 28, 1996 - Torrance, CA
RESIDENCE: Rolling Hills Estate, CA

TIGERS MINOR LEAGUE PLAYERS



(Green, cont.)

Year	Club	W-L	ERA	G	GS	CG	SHO	SV	IP	H	AB	R	ER	HR	HB	BB	SO	WP	BK	AVG
2017	Connecticut	1-2	2.81	21	0	0	0	1	25.2	28	104	14	8	1	1	11	28	0	0	.269
2018	West Michigan	2-3	4.11	17	0	0	0	1	35.0	40	140	23	16	3	0	19	34	1	1	.286
MINOR LEAGUE TOTALS		3-5	3.56	38	0	0	0	2	60.2	68	244	37	24	4	1	30	62	1	1	.279

GUERRERO, YONSON

RIGHTHANDED PITCHER

HEIGHT: 6-1

BATS: R

BORN: May 12, 2000 - Comendador, DR

WEIGHT: 175

THROWS: R

RESIDENCE: Punta Cana, DR

RECOMMENDED/SIGNED BY: Aldo Perez/Carlos Santana (Tigers)

HOW OBTAINED: Signed by the Tigers as a non-drafted free agent on September 25, 2017

Year	Club	W-L	ERA	G	GS	CG	SHO	SV	IP	H	AB	R	ER	HR	HB	BB	SO	WP	BK	AVG
2018	DSL Tigers2	2-2	4.99	16	3	0	0	2	30.2	23	113	19	17	1	7	18	25	10	1	.204

GUZMAN, CARLOS ALBERTO

RIGHTHANDED PITCHER

HEIGHT: 6-1

BATS: R

BORN: May 16, 1998 - Maracay, VZ

WEIGHT: 170

THROWS: R

RESIDENCE: Aragua, VZ

RECOMMENDED/SIGNED BY: Alejandro Rodriguez/Delvis Pacheco (Tigers)

HOW OBTAINED: Signed by the Tigers as a non-drafted free agent on March 4, 2015

Year	Club	W-L	ERA	G	GS	CG	SHO	SV	IP	H	AB	R	ER	HR	HB	BB	SO	WP	BK	AVG
2017	GCL Tigers East	1-1	0.45	11	0	0	0	4	20.0	12	67	2	1	0	3	6	18	0	0	.179
	GCL Tigers West	0-0	1.59	3	0	0	0	0	5.2	4	22	2	1	0	1	0	7	0	0	.182
2018	Connecticut	3-4	3.86	12	12	0	0	0	51.1	45	194	24	22	5	1	14	52	4	0	.232
	Lakeland	0-0	0.00	1	0	0	0	0	1.0	0	3	0	0	0	0	2	0	0	0	.000
MINOR LEAGUE TOTALS		4-5	2.77	27	12	0	0	4	78.0	61	286	28	24	5	5	20	79	4	0	.213

HAMPTON, REECE

CENTER FIELDER

HEIGHT: 5-10

BATS: S

BORN: July 19, 1996 - St. Paul, MN

WEIGHT: 170

THROWS: R

RESIDENCE: Charlotte, NC

RECOMMENDED/SIGNED BY: Taylor Black (Tigers)

SCHOOL: University of North Carolina at Charlotte

HOW OBTAINED: Selected by the Tigers in the 12th round of the June 2018 draft

Year	Club	AVG	G	AB	R	H	TB	2B	3B	HR	RBI	SH	SF	HB	BB	SO	SB	CS	OBP	SLG	E
2018	GCL Tigers West	.378	10	37	10	14	20	2	2	0	2	0	0	0	5	5	4	1	4.52	.541	1
	Connecticut	.185	22	65	10	12	19	2	1	1	6	0	1	1	15	14	4	2	.341	.292	1
	West Michigan	.218	16	55	2	12	15	3	0	0	2	0	0	0	8	10	0	1	.317	.273	0
MINOR LEAGUE TOTALS		.242	48	157	22	38	54	7	3	1	10	0	1	1	28	29	8	4	.358	.344	2

HERNANDEZ, WILKEL FERNANDO

RIGHTHANDED PITCHER

HEIGHT: 6-3

BATS: R

BORN: April 13, 1999 - La Carlota, VZ

WEIGHT: 160

THROWS: R

RESIDENCE: Miranda, VZ

HOW OBTAINED: Acquired by the Tigers along with Troy Montgomery from Los Angeles (AL) in exchange for Ian Kinsler on December 13, 2017

Year	Club	W-L	ERA	G	GS	CG	SHO	SV	IP	H	AB	R	ER	HR	HB	BB	SO	WP	BK	AVG
2016	DSL Angels	2-0	1.20	5	5	0	0	0	15.0	12	52	3	2	0	2	6	14	1	0	.231
2017	AZL Angels	3-1	2.61	11	7	0	0	0	41.1	23	143	15	12	1	4	20	42	0	3	.161
	Orem	1-0	3.00	1	0	0	0	0	3.0	2	9	1	1	0	0	2	2	0	0	.222
2018	Connecticut	0-2	7.94	2	2	0	0	0	5.2	6	24	7	5	2	0	4	11	1	0	.250
	West Michigan	2-5	4.71	10	10	0	0	0	42.0	40	160	22	22	4	3	16	34	0	0	.250
MINOR LEAGUE TOTALS		8-8	3.53	29	24	0	0	0	107.0	83	388	48	42	7	9	48	103	2	3	.214

HERRERA, JUAN DANIEL

RIGHTHANDED PITCHER

HEIGHT: 6-3

BATS: R

BORN: September 24, 2001 - Higuero, VZ

WEIGHT: 170

THROWS: R

RESIDENCE: Puerto Cabello, VZ

RECOMMENDED/SIGNED BY: Jesus Mendoza/Delvis Pacheco (Tigers)

HOW OBTAINED: Signed by the Tigers as a non-drafted free agent on November 8, 2018

Year	Club	W-L	ERA	G	GS	CG	SHO	SV	IP	H	AB	R	ER	HR	HB	BB	SO	WP	BK	AVG
(2019 will be first professional season)																				

HERRERA, MARTIN MIGUEL

RIGHTHANDED PITCHER

HEIGHT: 6-0

BATS: L

BORN: September 22, 2000 - Minatitlán, MEX

WEIGHT: 175

THROWS: R

RESIDENCE: Minatitlán, MEX

RECOMMENDED/SIGNED BY: Alejandro Rodriguez (Tigers)

HOW OBTAINED: Signed by the Tigers as a non-drafted free agent on January 11, 2018

Year	Club	W-L	ERA	G	GS	CG	SHO	SV	IP	H	AB	R	ER	HR	HB	BB	SO	WP	BK	AVG
2018	DSL Tigers2	1-3	3.73	12	11	0	0	0	31.1	41	129	19	13	1	1	6	28	1	0	.318

HILL, DEREK JEROME

CENTER FIELDER

HEIGHT: 6-2

BATS: R

BORN: December 30, 1995 - Des Moines, IA

WEIGHT: 190

THROWS: R

RESIDENCE: Lakeland, FL

RECOMMENDED/SIGNED BY: Scott Cerny (Tigers)



TIGERS MINOR LEAGUE PLAYERS

(Hill, cont.)

SCHOOL: Elk Grove High School (CA)

HOW OBTAINED: Selected by the Tigers in the first round (23rd overall) of the June 2014 draft

Year	Club	AVG	G	AB	R	H	TB	2B	3B	HR	RBI	SH	SF	HB	BB	SO	SB	CS	OBP	SLG	E
2014	GCL Tigers	.212	28	99	12	21	33	2	2	2	11	1	1	2	16	19	9	1	.331	.333	2
	Connecticut	.203	19	74	8	15	18	1	1	0	3	0	0	2	2	26	2	1	.244	.243	1
2015	West Michigan	.238	53	210	33	50	66	6	5	0	16	2	2	2	20	44	25	7	.305	.314	3
2016	West Michigan	.266	93	384	66	102	134	17	6	1	31	2	2	3	24	105	35	6	.312	.349	5
2017	GCL Tigers West	.163	14	49	11	8	14	1	1	1	7	1	1	0	15	7	0	.300	.286	0	
	West Michigan	.285	35	144	28	41	64	8	6	1	21	2	2	4	16	38	12	5	.367	.444	2
	Lakeland	.194	9	31	3	6	7	1	0	0	2	1	0	1	5	10	10	0	.324	.226	0
2018	Lakeland	.239	106	343	45	82	109	9	3	4	33	5	1	1	33	109	35	12	.307	.318	3
MINOR LEAGUE TOTALS		.244	357	1334	206	325	445	45	24	9	124	14	9	14	126	366	135	32	.314	.334	16

HILL, GARRETT

HEIGHT: 6-0

WEIGHT: 175

RECOMMENDED/SIGNED BY: Steve Pack (Tigers)

SCHOOL: San Diego State University

HOW OBTAINED: Selected by the Tigers in the 26th round of the June 2018 draft

Year	Club	W-L	ERA	G	GS	CG	SHO	SV	IP	H	AB	R	ER	HR	HB	BB	SO	WP	BK	AVG
2018	GCL Tigers West	3-3	3.11	9	6	0	0	0	37.2	43	153	20	13	2	0	10	46	2	0	.281

HURTADO, PEDRO JOSE

HEIGHT: 5-11

WEIGHT: 160

RECOMMENDED/SIGNED BY: Alejandro Rodriguez/Jesus Mendoza (Tigers)

HOW OBTAINED: Signed by the Tigers as a non-drafted free agent on July 3, 2015

Year	Club	AVG	G	AB	R	H	TB	2B	3B	HR	RBI	SH	SF	HB	BB	SO	SB	CS	OBP	SLG	E
2016	DSL Tigers	.188	42	133	17	25	34	6	0	1	15	1	1	1	29	42	1	1	.335	.256	0
2017	GCL Tigers East	.188	32	96	7	18	27	2	2	1	9	3	0	1	9	22	0	1	.264	.281	8
2018	GCL Tigers West	.228	23	57	7	13	19	3	0	1	9	0	0	0	7	12	0	0	.313	.333	0
MINOR LEAGUE TOTALS		.196	97	286	31	56	80	11	2	3	33	4	1	2	45	76	1	2	.308	.280	8

IDROGO, ELDIIS

HEIGHT: 6-1

WEIGHT: 208

RECOMMENDED/SIGNED BY: Alejandro Rodriguez (Tigers)

HOW OBTAINED: Signed by the Tigers as a non-drafted free agent on February 27, 2012

Year	Club	W-L	ERA	G	GS	CG	SHO	SV	IP	H	AB	R	ER	HR	HB	BB	SO	WP	BK	AVG
2012	VSL Tigers	5-0	1.33	11	1	0	0	0	27.0	19	95	5	4	0	4	12	26	2	0	.200
2013	VSL Tigers	4-4	3.86	13	7	0	0	0	46.2	51	174	21	20	4	1	12	43	3	2	.293
2014	VSL Tigers	4-1	0.91	13	12	1	0	0	59.1	44	217	15	6	0	3	12	42	2	1	.203
2015	GCL Tigers	5-2	2.03	8	8	2	1	0	44.1	28	153	12	10	2	2	11	49	3	0	.183
	Connecticut	1-1	2.70	2	2	0	0	0	10.0	8	38	4	3	1	0	1	10	0	1	.211
2016	West Michigan	5-5	4.29	16	16	1	0	0	79.2	88	309	44	38	5	6	14	61	4	1	.285
2017	West Michigan	7-7	3.01	23	23	1	0	0	134.2	130	510	52	45	8	7	28	100	5	0	.255
2018	West Michigan	2-2	0.49	6	6	2	1	0	37.0	24	128	3	2	0	2	8	34	3	0	.188
	Lakeland	4-3	4.50	21	5	0	0	2	68.0	72	263	45	34	7	1	15	42	0	0	.274
MINOR LEAGUE TOTALS		37-25	2.88	113	80	7	2	2	506.2	464	1887	201	162	27	26	113	407	22	5	.246

IRIGOVEN, CARLOS EDUARDO

HEIGHT: 6-2

WEIGHT: 165

RECOMMENDED/SIGNED BY: Delvis Pacheco/Alejandro Rodriguez (Tigers)

HOW OBTAINED: Signed by the Tigers as a non-drafted free agent on July 5, 2017

Year	Club	AVG	G	AB	R	H	TB	2B	3B	HR	RBI	SH	SF	HB	BB	SO	SB	CS	OBP	SLG	E
2018	DSL Tigers2	.264	33	121	18	32	36	2	1	0	4	2	0	0	13	25	4	7	.336	.298	12

JARECKI, MATTHEW

HEIGHT: 6-2

WEIGHT: 205

RECOMMENDED/SIGNED BY: Ryan Johnson (Tigers)

SCHOOL: Benedictine College

HOW OBTAINED: Selected by the Tigers in the 37th round of the June 2018 draft

Year	Club	AVG	G	AB	R	H	TB	2B	3B	HR	RBI	SH	SF	HB	BB	SO	SB	CS	OBP	SLG	E
2018	GCL Tigers East	.241	37	133	23	32	57	12	2	3	17	0	1	8	14	31	5	5	.346	.429	1
	GCL Tigers West	.278	5	18	5	5	9	1	0	1	3	1	0	1	1	3	5	1	.350	.500	2
MINOR LEAGUE TOTALS		.245	42	151	28	37	66	13	2	4	20	1	1	9	15	34	10	6	.347	.437	3

RIGHTHANDED PITCHER

BORN: January 16, 1996 - Santa Rosa, CA

RESIDENCE: Petaluma, CA

CATCHER

BORN: March 1, 1999 - Tinaquillo, VZ

RESIDENCE: Cojedes, VZ

LEFTHANDED PITCHER

BORN: June 6, 1995 - Temblador, VZ

RESIDENCE: Temblador, VZ

INFIELDER

BORN: March 21, 2001 - Carabobo, VZ

RESIDENCE: Carabobo, VZ

OUTFIELDER

BORN: May 12, 1996 - Littleton, CO

RESIDENCE: Littleton, CO

TIGERS MINOR LEAGUE PLAYERS



JAVIER XAVIER

HEIGHT: 6-4

WEIGHT: 174

RECOMMENDED/SIGNED BY: Ramon Perez/Carlos Santana (Tigers)

HOW OBTAINED: Signed by the Tigers as a non-drafted free agent on October 31, 2014

Year	Club	W-L	ERA	G	GS	CG	SHO	SV	IP	H	AB	R	ER	HR	HB	BB	SO	WP	BK	AVG
2015	DSL Tigers	0-4	8.19	13	5	0	0	1	29.2	34	127	40	27	0	8	28	26	11	0	.268
2016	GCL Tigers East	0-4	3.67	9	9	0	0	0	34.1	25	124	20	14	2	3	14	31	10	2	.202
2017	GCL Tigers West	1-5	8.23	11	7	0	0	0	35.0	40	137	41	32	3	8	35	18	10	2	.292
2018	GCL Tigers West	3-2	2.79	10	10	0	0	0	51.2	46	192	18	16	3	1	27	38	6	1	.240
	Connecticut	0-1	1.80	1	0	0	0	0	5.0	4	17	2	1	0	0	2	4	0	0	.235
MINOR LEAGUE TOTALS		4-16	5.20	44	31	0	0	1	155.2	149	597	121	90	8	20	106	117	37	5	.250

RIGHTHANDED PITCHER

BORN: February 9, 1998 - Santo Domingo, DR

RESIDENCE: Santo Domingo, DR

JIMENEZ, FRANCISCO ALBERTO

HEIGHT: 6-2

WEIGHT: 194

RECOMMENDED/SIGNED BY: Aldo Perez/Alejandro Rodriguez (Tigers)

HOW OBTAINED: Signed by the Tigers as a non-drafted free agent on December 8, 2017

Year	Club	W-L	ERA	G	GS	CG	SHO	SV	IP	H	AB	R	ER	HR	HB	BB	SO	WP	BK	AVG
2018	DSL Tigers2	2-1	2.66	8	5	0	0	0	23.2	16	82	10	7	0	1	15	24	3	0	.195

RIGHTHANDED PITCHER

BORN: March 23, 1999 - La Romana, DR

RESIDENCE: La Romana, DR

JIMENEZ, JEREMY JOSE

HEIGHT: 6-3

WEIGHT: 185

RECOMMENDED/SIGNED BY: Jesus Mendoza/Delvis Pacheco (Tigers)

HOW OBTAINED: Signed by the Tigers as a non-drafted free agent on December 12, 2017

Year	Club	AVG	G	AB	R	H	TB	2B	3B	HR	RBI	SH	SF	HB	BB	SO	SB	CS	OBP	SLG	E
2018	DSL Tigers1	.226	28	93	7	21	23	2	0	0	7	0	0	1	10	27	1	2	.308	.247	3

CATCHER

BORN: March 3, 2001 - Turmero, VZ

RESIDENCE: Turmero, VZ

JIMENEZ, MARCO ANTONIO

HEIGHT: 6-0

WEIGHT: 165

RECOMMENDED/SIGNED BY: Ramon Perez/Aldo Perez (Tigers)

HOW OBTAINED: Signed by the Tigers as a non-drafted free agent on September 30, 2016

Year	Club	W-L	ERA	G	GS	CG	SHO	SV	IP	H	AB	R	ER	HR	HB	BB	SO	WP	BK	AVG
2017	DSL Tigers	1-2	8.64	3	0	0	0	0	8.1	7	30	8	8	0	2	4	9	3	0	.233
2018	DSL Tigers2	1-1	3.18	4	0	0	0	0	5.2	4	20	3	2	0	0	2	4	0	0	.200
MINOR LEAGUE TOTALS		2-3	6.43	7	0	0	0	0	14.0	11	50	11	10	0	2	6	13	3	0	.220

RIGHTHANDED PITCHER

BORN: December 6, 1999 - San Francisco De Macoris, DR

RESIDENCE: San Francisco De Macoris, DR

KING, JOSE MANUEL

HEIGHT: 6-0

WEIGHT: 160

RECOMMENDED/SIGNED BY: Ramon Perez/Aldo Perez (Tigers)

HOW OBTAINED: Acquired by the Tigers along with Sergio Alcántara and Dawel Lugo from Arizona in exchange for J.D. Martinez on July 18, 2017.

Year	Club	AVG	G	AB	R	H	TB	2B	3B	HR	RBI	SH	SF	HB	BB	SO	SB	CS	OBP	SLG	E
2016	DSL D-backs	.350	61	240	51	84	99	7	4	0	27	8	3	2	21	36	21	3	.402	.413	12
2017	AZL D-backs	.261	13	46	7	12	16	0	2	0	9	0	0	2	3	20	2	2	.333	.348	5
	GCL Tigers West	.321	28	112	18	36	41	3	1	0	6	0	0	0	6	29	8	9	.356	.366	8
2018	GCL Tigers West	.314	24	86	20	27	41	2	3	2	12	1	0	4	4	21	5	4	.372	.477	4
	Connecticut	.212	25	85	5	18	27	7	1	0	16	1	0	0	5	29	2	0	.256	.318	10
MINOR LEAGUE TOTALS		.311	151	569	101	177	224	19	11	2	70	10	3	8	39	135	38	18	.362	.394	39

SHORTSTOP

BORN: January 16, 1999 - La Romana, DR

RESIDENCE: La Romana, DR

KIRBY, CHANCE WESLEY

HEIGHT: 5-11

WEIGHT: 165

RECOMMENDED/SIGNED BY: Matt Lea (Tigers)

SCHOOL: Hyde Park Baptist High School (TX)

HOW OBTAINED: Selected by the Tigers in the 25th round of the June 2018 draft

Year	Club	W-L	ERA	G	GS	CG	SHO	SV	IP	H	AB	R	ER	HR	HB	BB	SO	WP	BK	AVG
2018	GCL Tigers West	0-0	0.71	3	1	0	0	1	12.2	9	45	1	1	0	0	3	15	1	0	.200
	Connecticut	2-3	4.68	5	5	0	0	0	25.0	25	99	18	13	2	0	5	25	1	0	.253
	West Michigan	0-2	4.87	4	4	0	0	0	20.1	19	77	11	11	2	1	4	20	2	0	.247
MINOR LEAGUE TOTALS		2-5	3.88	12	10	0	0	1	58.0	53	221	30	25	4	1	12	60	4	0	.240

RIGHTHANDED PITCHER

BORN: July 19, 1995 - Austin, TX

RESIDENCE: San Antonio, TX

LADWIG, ADAM [A.J.] JOSEPH

HEIGHT: 6-5

WEIGHT: 216

RECOMMENDED/SIGNED BY: Chris Wimmer (Tigers)

SCHOOL: Wichita State University

HOW OBTAINED: Selected by the Tigers in the 11th round of the June 2014 draft

Year	Club	W-L	ERA	G	GS	CG	SHO	SV	IP	H	AB	R	ER	HR	HB	BB	SO	WP	BK	AVG
2014	GCL Tigers	0-2	3.00	3	0	0	0	0	6.0	6	20	2	2	0	0	2	4	0	0	.300

RIGHTHANDED PITCHER

BORN: December 24, 1992 - Omaha, NE

RESIDENCE: Omaha, NE



TIGERS MINOR LEAGUE PLAYERS

(Ladwig, cont.)

2015	Connecticut	0-5	5.73	10	10	0	0	0	22.0	27	92	16	14	2	0	2	12	0	0	.293
2015	West Michigan	12-9	3.59	22	22	0	0	0	138.0	153	538	63	55	10	7	18	85	3	1	.284
2016	Lakeland	12-9	3.69	26	21	0	0	0	153.2	170	610	75	63	19	6	22	101	3	0	.279
2017	Lakeland	2-2	3.86	5	5	0	0	0	25.2	22	98	14	11	1	1	2	20	0	0	.224
	Erie	7-6	5.16	21	20	1	0	0	106.1	135	439	67	61	16	2	21	75	0	0	.308
	Toledo	1-1	6.30	2	2	0	0	0	10.0	18	46	8	7	0	0	1	6	0	0	.391
2018	Erie	4-2	2.68	9	9	0	0	0	53.2	51	200	19	16	2	1	12	48	1	1	.255
	Toledo	6-4	6.19	16	14	0	0	0	80.0	104	326	57	55	16	3	13	50	3	0	.319
MINOR LEAGUE TOTALS		44-40	4.29	114	103	1	0	0	595.1	686	2369	321	284	66	20	93	401	10	2	.290

LANCE CARSON

HEIGHT: 6-5
WEIGHT: 245

BATS: R
THROWS: R

RIGHTHANDED PITCHER

BORN: May 3, 1995 - Katy, TX
RESIDENCE: Katy, TX

RECOMMENDED/SIGNED BY: Matt Lea (Tigers)

SCHOOL: Lamar University

HOW OBTAINED: Selected by the Tigers in the 16th round of the June 2017 draft

Year	Club	W-L	ERA	G	GS	CG	SHO	SV	IP	H	AB	R	ER	HR	HB	BB	SO	WP	BK	AVG
2017	Connecticut	2-3	2.45	10	3	0	0	0	29.1	20	105	9	8	0	0	8	26	4	1	.190
2018	Connecticut	1-3	4.53	9	9	0	0	0	47.2	46	178	27	24	1	1	26	28	8	0	.258
	West Michigan	0-3	5.30	4	4	0	0	0	18.2	24	78	15	11	1	1	14	15	0	0	.308
MINOR LEAGUE TOTALS		3-9	4.05	23	16	0	0	0	95.2	90	361	51	43	2	2	48	69	12	1	.249

LAURENCO, LUIS

HEIGHT: 6-2
WEIGHT: 235

BATS: R
THROWS: R

FIRST BASEMAN

BORN: October 6, 1998 - Santo Domingo, DR
RESIDENCE: Santo Domingo, DR

RECOMMENDED/SIGNED BY: Ramon Perez/Carlos Santana (Tigers)

HOW OBTAINED: Signed by the Tigers as a non-drafted free agent on July 2, 2015

Year	Club	AVG	G	AB	R	H	TB	2B	3B	HR	RBI	SH	SF	HB	BB	SO	SB	CS	OBP	SLG	E
2016	DSL Tigers	.209	57	182	23	38	68	12	0	6	32	0	1	6	23	68	1	2	.316	.374	23
2017	DSL Tigers	.249	64	225	18	56	81	11	1	4	37	0	3	3	22	72	2	4	.320	.360	8
2018	GCL Tigers East	.238	48	181	27	43	66	7	2	4	21	0	0	1	22	89	7	1	.324	.365	4
MINOR LEAGUE TOTALS		.233	169	588	68	137	215	30	3	14	90	0	4	10	67	229	10	7	.320	.366	35

LEDESMA, STEVEN (STEVIE)

HEIGHT: 6-5
WEIGHT: 195

BATS: R
THROWS: R

RIGHTHANDED PITCHER

BORN: November 22, 1995 - Ventura, CA
RESIDENCE: Ventura, CA

RECOMMENDED/SIGNED BY: Tim McWilliam (Tigers)

SCHOOL: University of California, Santa Barbara

HOW OBTAINED: Selected by the Tigers in the 27th round of the June 2018 draft

Year	Club	W-L	ERA	G	GS	CG	SHO	SV	IP	H	AB	R	ER	HR	HB	BB	SO	WP	BK	AVG
2018	GCL Tigers East	1-0	1.23	3	0	0	0	0	7.1	3	21	1	1	0	0	4	5	0	0	.143
	GCL Tigers West	0-2	3.38	4	4	0	0	0	16.0	20	66	6	6	1	0	3	19	0	0	.303
	Connecticut	1-2	7.80	4	3	0	0	0	15.0	21	63	14	13	1	1	6	15	0	0	.333
MINOR LEAGUE TOTALS		2-4	4.70	11	7	0	0	0	38.1	44	150	21	20	2	1	13	39	0	0	.293

LEONARDO, IVERSON ANTONIO

HEIGHT: 6-0
WEIGHT: 173

BATS: L
THROWS: L

OUTFIELDER

BORN: August 21, 2001 - La Romana, DR
RESIDENCE: La Romana, DR

RECOMMENDED/SIGNED BY: Aldo Perez/Carlos Santana (Tigers)

HOW OBTAINED: Signed by the Tigers as a non-drafted free agent on September 1, 2017

Year	Club	AVG	G	AB	R	H	TB	2B	3B	HR	RBI	SH	SF	HB	BB	SO	SB	CS	OBP	SLG	E
2018	DSL Tigers2	.236	62	195	31	46	71	8	7	1	17	1	2	11	31	59	7	8	.368	.364	4

LESCHER, BILLY

HEIGHT: 6-4
WEIGHT: 215

BATS: R
THROWS: R

RIGHTHANDED PITCHER

BORN: September 17, 1995 - Alexandria, VA
RESIDENCE: Jacksonville, FL

RECOMMENDED/SIGNED BY: Brad Fidler (Tigers)

SCHOOL: University of Pennsylvania

HOW OBTAINED: Selected by the Tigers in the 17th round of the June 2017 draft

Year	Club	W-L	ERA	G	GS	CG	SHO	SV	IP	H	AB	R	ER	HR	HB	BB	SO	WP	BK	AVG
2017	GCL Tigers West	1-3	2.45	17	0	0	5	22.0	14	81	11	6	1	0	6	26	2	0	0	.173
	Connecticut	0-0	5.40	1	0	0	0	1.2	2	7	1	1	0	0	0	4	0	0	0	.286
2018	Connecticut	0-0	0.00	3	0	0	0	1	7.0	2	21	1	0	0	2	6	0	0	0	.095
	West Michigan	3-1	0.92	19	0	0	0	8	29.1	20	104	4	3	1	3	8	33	0	0	.192
MINOR LEAGUE TOTALS		4-4	1.50	40	0	0	0	14	60.0	38	213	17	10	2	5	16	69	2	0	.178

LESTER, JOSHUA (JOSH) BENJAMIN

HEIGHT: 6-3
WEIGHT: 225

BATS: L
THROWS: R

THIRD BASEMAN

BORN: July 17, 1994 - Columbus, GA
RESIDENCE: Columbus, GA

RECOMMENDED/SIGNED BY: Marty Miller (Tigers)

SCHOOL: University of Missouri

TIGERS MINOR LEAGUE PLAYERS



(Lester, cont.)

HOW OBTAINED: Selected by the Tigers in the 13th round of the June 2015 draft

Year	Club	AVG	G	AB	R	H	TB	2B	3B	HR	RBI	SH	SF	HB	BB	SO	SB	CS	OBP	SLG	E
2015	GCL Tigers	.391	6	23	5	9	16	4	0	1	7	0	0	1	2	2	0	0	.462	.696	0
	Connecticut	.204	38	137	15	28	40	6	0	2	17	0	4	2	17	21	0	0	.294	.292	6
	West Michigan	.158	5	19	3	3	5	2	0	0	0	0	0	0	2	6	0	0	.238	.263	2
2016	Connecticut	.293	60	222	30	65	96	19	3	2	26	0	1	2	24	32	0	0	.365	.432	7
	West Michigan	.162	19	68	7	11	11	0	0	0	2	0	0	0	3	21	1	0	.197	.162	1
	West Michigan	.275	66	265	30	73	119	17	1	9	42	0	5	3	12	46	1	1	.309	.449	6
2017	Lakeland	.265	44	166	17	44	70	12	1	4	24	1	3	0	10	41	2	1	.302	.422	3
	Erie	.259	127	464	71	120	211	22	3	21	75	0	8	5	61	118	1	0	.346	.455	14
MINOR LEAGUE TOTALS		.259	365	1364	178	353	568	82	8	39	197	1	21	13	131	287	5	2	.325	.416	39

LINIAK, KINGSTON NOLAN

HEIGHT: 6-2

BATS: R

CENTER FIELDER

BORN: November 11, 1999 - La Jolla, CA

WEIGHT: 170

THROWS: R

RESIDENCE: San Marcos, CA

RECOMMENDED/SIGNED BY: Steve Pack (Tigers)

SCHOOL: Mission Hills High School (CA)

HOW OBTAINED: Selected by the Tigers in the fourth round of the June 2018 draft

Year	Club	AVG	G	AB	R	H	TB	2B	3B	HR	RBI	SH	SF	HB	BB	SO	SB	CS	OBP	SLG	E
2018	GCL Tigers East	.224	37	156	14	35	42	7	0	0	9	0	2	1	7	51	5	4	.259	.269	1
	GCL Tigers West	.281	8	32	5	9	10	1	0	0	4	0	0	2	0	7	2	0	.324	.313	1
	Connecticut	.250	3	12	1	3	6	0	0	1	2	0	0	0	1	5	1	1	.308	.500	1
MINOR LEAGUE TOTALS		.235	48	200	20	47	58	8	0	1	15	0	2	3	8	63	8	5	.272	.290	3

LONG, GRAYSON RAY

HEIGHT: 6-4

BATS: R

RIGHTHANDED PITCHER

BORN: May 27, 1994 - Houston, TX

WEIGHT: 238

THROWS: R

RESIDENCE: Baytown, TX

SCHOOL: Texas A&M University

HOW OBTAINED: Acquired by the Tigers along with a player to be named later (Elvin Rodriguez) from Los Angeles (AL) in exchange for Justin Upton on August 31, 2017

Year	Club	W-L	ERA	G	GS	CG	SHO	SV	IP	H	AB	R	ER	HR	HB	BB	SO	WP	BK	AVG
2015	Orem	0-0	5.03	13	12	0	0	0	19.2	19	75	12	11	1	0	10	22	4	0	.253
2016	AZL Angels	0-1	6.55	4	4	0	0	0	11.0	13	44	8	8	0	0	5	10	0	0	.295
	Burlington	3-3	1.58	8	8	0	0	0	40.0	27	142	13	7	2	0	16	45	2	0	.190
	Inland Empire	2-1	5.14	3	3	0	0	0	14.0	14	52	9	8	5	0	4	15	0	0	.269
2017	Inland Empire	0-2	4.50	3	3	0	0	0	12.0	14	49	8	6	0	1	4	14	1	0	.286
	Mobile	8-6	2.52	23	23	0	0	0	121.2	100	443	38	34	7	4	38	111	8	1	.226
	Erie	0-1	13.50	1	1	0	0	0	4.0	8	18	6	6	2	1	1	3	0	0	.444
2018	Did Not Pitch																			
MINOR LEAGUE TOTALS		13-14	3.24	55	54	0	0	0	222.1	195	823	94	80	17	6	78	220	15	1	.237

LOPEZ, EDIXON JOSUE

HEIGHT: 5-9

BATS: R

INFIELDER

BORN: October 27, 2000 - Valencia, VZ

WEIGHT: 165

THROWS: R

RESIDENCE: Valencia, VZ

RECOMMENDED/SIGNED BY: Jesus Mendoza (Tigers)

HOW OBTAINED: Signed by the Tigers as a non-drafted free agent on January 11, 2019

Year	Club	AVG	G	AB	R	H	TB	2B	3B	HR	RBI	SH	SF	HB	BB	SO	SB	CS	OBP	SLG	E	
(2019 will be first professional season)																						

LOPEZ, JOHAN MANUEL

HEIGHT: 6-4

BATS: R

RIGHTHANDED PITCHER

BORN: April 5, 1999 - Moca, DR

WEIGHT: 190

THROWS: R

RESIDENCE: Moca, DR

RECOMMENDED/SIGNED BY: Aldo Perez (Tigers)

HOW OBTAINED: Signed by the Tigers as a non-drafted free agent on February 24, 2018

Year	Club	W-L	ERA	G	GS	CG	SHO	SV	IP	H	AB	R	ER	HR	HB	BB	SO	WP	BK	AVG
2018	DSL Tigers1	1-2	4.67	17	0	0	0	0	34.2	35	129	21	18	2	5	29	28	4	0	.271

MADDOX, WILLIAM (WILL) PAUL

HEIGHT: 5-10

BATS: L

SECOND BASEMAN

BORN: June 11, 1992 - Gainesville, GA

WEIGHT: 185

THROWS: R

RESIDENCE: Gainesville, GA

RECOMMENDED/SIGNED BY: Harold Zonder (Tigers)

SCHOOL: University of Tennessee

HOW OBTAINED: Selected by the Tigers in the 18th round of the June 2014 draft

Year	Club	AVG	G	AB	R	H	TB	2B	3B	HR	RBI	SH	SF	HB	BB	SO	SB	CS	OBP	SLG	E
2014	Connecticut	.270	48	178	28	48	57	7	1	0	12	7	1	3	15	23	13	1	.335	.320	8
2015	West Michigan	.395	13	43	5	17	19	2	0	0	1	2	0	1	1	6	2	2	.422	.442	0
2016	West Michigan	.339	127	511	59	173	205	23	3	1	58	5	5	5	32	89	28	12	.380	.401	8
2017	Lakeland	.284	73	275	29	78	99	9	3	2	23	7	2	2	23	52	12	9	.341	.360	8
	Erie	.297	17	64	5	19	23	1	0	1	5	1	0	0	2	15	3	0	.318	.359	1
2018	Erie	.300	102	397	59	119	158	17	5	4	41	4	5	4	24	67	7	7	.342	.398	14
MINOR LEAGUE TOTALS		.309	380	1468	185	454	561	59	12	8	140	26	13	15	97	252	65	31	.355	.382	39



TIGERS MINOR LEAGUE PLAYERS

MALIS, ZACH

HEIGHT: 6-4
WEIGHT: 195
RECOMMENDED/SIGNED BY: Dave Lottsfeldt (Tigers)
SCHOOL: Grand Canyon University
HOW OBTAINED: Selected by the Tigers in the 24th round of the June 2018 draft

Year	Club	AVG	G	AB	R	H	TB	2B	3B	HR	RBI	SH	SF	HB	BB	SO	SB	CS	OBP	SLG	E
2018	GCL Tigers East	.273	6	22	2	6	9	1	1	0	3	0	0	0	2	5	1	0	.333	.409	1
	GCL Tigers West	.179	25	67	13	12	13	1	0	0	4	0	1	0	12	17	0	1	.300	.194	4
MINOR LEAGUE TOTALS		.202	31	89	15	18	22	2	1	0	7	0	1	0	14	22	1	1	.308	.247	5

THIRD BASEMAN

BATS: L
THROWS: R
BORN: November 7, 1996 - Tucson, AZ
RESIDENCE: Tucson, AZ

MANNING, MATTHEW (MATT) GEORGE

HEIGHT: 6-6
WEIGHT: 195
RECOMMENDED/SIGNED BY: Scott Cerny (Tigers)
SCHOOL: Sheldon High School (CA)
HOW OBTAINED: Selected by the Tigers in the first round (ninth overall) of the June 2016 draft

Year	Club	W-L	ERA	G	GS	CG	SHO	SV	IP	H	AB	R	ER	HR	HB	BB	SO	WP	BK	AVG
2016	GCL Tigers West	0-2	3.99	10	10	0	0	0	29.1	27	114	18	13	2	1	7	46	0	0	.237
2017	Connecticut	2-2	1.89	9	9	0	0	0	33.1	27	121	10	7	0	2	14	36	1	0	.223
	West Michigan	2-0	5.60	5	5	0	0	0	17.2	14	67	11	11	0	1	11	26	2	0	.209
2018	West Michigan	3-3	3.40	11	11	0	0	0	55.2	47	205	22	21	3	2	28	76	4	0	.229
	Lakeland	4-4	2.98	9	9	0	0	0	51.1	32	182	17	17	4	1	19	65	2	0	.176
	Erie	0-1	4.22	2	2	0	0	0	10.2	11	39	6	5	0	1	4	13	1	1	.282
MINOR LEAGUE TOTALS		11-12	3.36	46	46	0	0	0	198.0	158	728	84	74	9	8	83	262	10	1	.217

RIGHTHANDED PITCHER

BORN: January 28, 1998 - Sacramento, CA
RESIDENCE: Elk Grove, CA

MARIN, LISANDRO RAFAEL

HEIGHT: 6-2
WEIGHT: 165
RECOMMENDED/SIGNED BY: Raul Leiva (Tigers)
HOW OBTAINED: Signed by the Tigers as a non-drafted free agent on January 31, 2019

Year	Club	W-L	ERA	G	GS	CG	SHO	SV	IP	H	AB	R	ER	HR	HB	BB	SO	WP	BK	AVG
(2019 will be first professional season)																				

RIGHTHANDED PITCHER

BORN: September 15, 1999 - Lecheria, VZ
RESIDENCE: Lecheria, VZ

MARTE, KENDRY SAMUEL

HEIGHT: 6-0
WEIGHT: 160
RECOMMENDED/SIGNED BY: Ramon Perez/Carlos Santana (Tigers)
HOW OBTAINED: Signed by the Tigers as a non-drafted free agent on July 4, 2016

Year	Club	AVG	G	AB	R	H	TB	2B	3B	HR	RBI	SH	SF	HB	BB	SO	SB	CS	OBP	SLG	E
2017	DSL Tigers	.140	36	93	12	13	14	1	0	0	9	2	1	2	11	31	4	4	.243	.151	17
2018	DSL Tigers2	.224	52	143	26	32	40	5	0	1	17	2	1	1	33	45	17	9	.371	.280	16
MINOR LEAGUE TOTALS		.191	88	236	38	45	54	6	0	1	26	4	2	3	44	76	21	13	.323	.229	33

SHORTSTOP

BORN: May 10, 2000 - Monte Plata, DR
RESIDENCE: Monte Plata, DR

MARTINEZ, HECTOR LUIS

HEIGHT: 5-11
WEIGHT: 207
RECOMMENDED/SIGNED BY: Ramon Perez/Carlos Santana/Miguel Rodriguez (Tigers)
HOW OBTAINED: Signed by the Tigers as a non-drafted free agent on July 2, 2013

Year	Club	AVG	G	AB	R	H	TB	2B	3B	HR	RBI	SH	SF	HB	BB	SO	SB	CS	OBP	SLG	E
2014	DSL Tigers	.271	42	181	33	49	72	15	1	2	19	2	0	5	7	47	4	6	.316	.398	14
2015	DSL Tigers	.336	55	223	42	75	113	11	6	5	34	0	2	7	9	41	5	8	.378	.507	11
2016	GCL Tigers West	.310	42	145	17	45	51	4	1	0	10	2	0	5	8	35	7	7	.367	.352	7
2017	Connecticut	.221	50	181	21	40	51	8	0	1	20	1	2	1	9	56	3	1	.259	.282	8
2018	GCL Tigers West	.366	29	101	12	37	63	11	3	3	20	0	0	1	2	27	5	1	.385	.624	4
	Connecticut	.083	11	36	2	3	7	1	0	1	2	0	0	2	2	13	0	0	.175	.194	0
MINOR LEAGUE TOTALS		.287	229	867	127	249	357	50	11	12	105	5	4	21	37	219	24	23	.330	.412	44

SHORTSTOP

BORN: November 1, 1996 - Bani, DR
RESIDENCE: Nizao, DR

MARTINEZ, JULIO ALFONSO

HEIGHT: 6-2
WEIGHT: 195
RECOMMENDED/SIGNED BY: Ramon Perez/Carlos Santana (Tigers)
HOW OBTAINED: Signed by the Tigers as a non-drafted free agent on July 2, 2014

Year	Club	AVG	G	AB	R	H	TB	2B	3B	HR	RBI	SH	SF	HB	BB	SO	SB	CS	OBP	SLG	E
2015	DSL Tigers	.274	57	208	29	57	96	13	7	4	41	0	3	7	15	64	6	5	.339	.462	4
2016	GCL Tigers West	.229	42	140	15	32	44	7	1	1	9	0	1	1	10	47	2	0	.283	.314	0
2017	GCL Tigers East	.259	49	158	19	41	63	9	2	3	15	1	1	4	11	39	3	0	.322	.399	2
	Connecticut	.125	2	8	0	1	1	0	0	0	0	0	0	0	7	0	0	0	.125	.125	0
2018	GCL Tigers East	.333	1	3	0	1	2	1	0	0	2	0	0	0	1	0	0	0	.500	.667	1
	GCL Tigers West	.242	31	95	15	23	26	3	0	0	14	0	1	2	7	31	3	1	.305	.274	0
	Connecticut	.219	9	32	1	7	9	0	1	0	0	0	0	2	13	0	0	0	.265	.281	2
MINOR LEAGUE TOTALS		.252	191	644	79	162	241	33	11	8	81	1	6	14	46	201	14	6	.313	.374	9

RIGHT FIELDER

BORN: December 15, 1997 - Santo Domingo, DR
RESIDENCE: Santo Domingo, DR

TIGERS MINOR LEAGUE PLAYERS



MARTINEZ JR., PEDRO PABLO

HEIGHT: 6-2

WEIGHT: 185

RECOMMENDED/SIGNED BY: Aldo Perez/Carlos Santana (Tigers)

HOW OBTAINED: Signed by the Tigers as a non-drafted free agent on September 26, 2017

Year	Club	AVG	G	AB	R	H	TB	2B	3B	HR	RBI	SH	SF	HB	BB	SO	SB	CS	OBP	SLG	E
2018	DSL Tigers2	.224	47	147	20	33	45	7	1	1	23	0	5	12	19	25	2	2	.350	.306	17

THIRD BASEMAN

BORN: August 30, 2000 - Santo Domingo, DR

RESIDENCE: Santo Domingo, DR

MCCAIN, GARRETT DAVID

HEIGHT: 6-0

WEIGHT: 180

RECOMMENDED/SIGNED BY: Ryan Johnson (Tigers)

SCHOOL: Oklahoma State University

HOW OBTAINED: Selected by the Tigers in the 10th round of the June 2017 draft

Year	Club	AVG	G	AB	R	H	TB	2B	3B	HR	RBI	SH	SF	HB	BB	SO	SB	CS	OBP	SLG	E
2017	Connecticut	.259	53	193	26	50	67	6	1	3	22	0	1	4	20	41	5	2	.339	.347	1
2018	West Michigan	.245	85	269	39	66	79	11	1	0	23	0	0	12	38	73	6	9	.364	.294	1
MINOR LEAGUE TOTALS		.251	138	462	65	116	146	17	2	3	45	0	1	16	58	114	11	11	.354	.316	2

CENTER FIELDER

BORN: February 28, 1996 - Dallas, TX

RESIDENCE: Lavon, TX

MCILLAN, SAMUEL [SAM] P.

HEIGHT: 5-10

WEIGHT: 165

RECOMMENDED/SIGNED BY: Rj Burgess (Tigers)

SCHOOL: Suwannee High School (FL)

HOW OBTAINED: Selected by the Tigers in the fifth round of the June 2017 draft

Year	Club	AVG	G	AB	R	H	TB	2B	3B	HR	RBI	SH	SF	HB	BB	SO	SB	CS	OBP	SLG	E
2017	GCL Tigers West	.288	37	111	24	32	48	5	1	3	25	0	1	12	19	17	1	1	.441	.432	2
2018	Connecticut	.158	50	165	16	26	34	6	1	0	8	1	0	12	25	47	7	2	.312	.206	1
MINOR LEAGUE TOTALS		.210	87	276	40	58	82	11	2	3	33	1	1	24	44	64	8	3	.365	.297	3

CATCHER

BORN: December 1, 1998 - Gainesville, FL

RESIDENCE: Live Oak, FL

MEADOWS, PARKER KEITH

HEIGHT: 6-5

WEIGHT: 185

RECOMMENDED/SIGNED BY: Bryson Barber (Tigers)

SCHOOL: Grayson High School (GA)

HOW OBTAINED: Selected by the Tigers in the second round of the June 2018 draft

Year	Club	AVG	G	AB	R	H	TB	2B	3B	HR	RBI	SH	SF	HB	BB	SO	SB	CS	OBP	SLG	E
2018	GCL Tigers West	.284	22	74	16	21	37	2	1	4	8	0	0	3	8	25	3	1	.376	.500	0
	Connecticut	.316	6	19	4	6	7	1	0	0	2	0	0	2	6	0	0	0	.381	.368	0
MINOR LEAGUE TOTALS		.290	28	93	20	27	44	3	1	4	10	0	0	3	10	31	3	1	.377	.473	0

CENTER FIELDER

BORN: November 2, 1999 - Snellville, GA

RESIDENCE: Winter Springs, FL

MEDRANO, CARLOS DAVID

HEIGHT: 5-11

WEIGHT: 170

RECOMMENDED/SIGNED BY: Ramon Perez/Carlos Santana (Tigers)

HOW OBTAINED: Signed by the Tigers as a non-drafted free agent on November 23, 2016

Year	Club	AVG	G	AB	R	H	TB	2B	3B	HR	RBI	SH	SF	HB	BB	SO	SB	CS	OBP	SLG	E
2017	DSL Tigers	.180	34	100	11	18	25	2	1	1	9	0	0	2	9	35	1	3	.261	.250	6
2018	DSL Tigers2	.159	45	132	10	21	32	2	3	1	12	1	1	5	11	52	4	3	.248	.242	9
MINOR LEAGUE TOTALS		.168	79	232	21	39	57	4	4	2	21	1	1	7	20	87	5	6	.254	.246	15

CATCHER

BORN: November 11, 1999 - Santo Domingo, DR

RESIDENCE: Santo Domingo, DR

MOJICA, JIMMY WANDER

HEIGHT: 6-0

WEIGHT: 175

RECOMMENDED/SIGNED BY: Ramon Perez/Carlos Santana (Tigers)

HOW OBTAINED: Signed by the Tigers as a non-drafted free agent on July 6, 2016

Year	Club	AVG	G	AB	R	H	TB	2B	3B	HR	RBI	SH	SF	HB	BB	SO	SB	CS	OBP	SLG	E
2017	DSL Tigers	.223	66	242	26	54	64	8	1	0	16	0	0	11	12	44	3	6	.291	.264	5
2018	DSL Tigers2	.312	60	218	52	68	96	7	6	3	32	1	3	7	19	38	10	5	.381	.440	6
MINOR LEAGUE TOTALS		.265	126	460	78	122	160	15	7	3	48	1	3	18	31	82	13	11	.334	.348	11

OUTFIELDER

BORN: May 4, 2000 - Santo Domingo, DR

RESIDENCE: Santo Domingo, DR

MONTERO, KEIDER EDUARDO

HEIGHT: 6-1

WEIGHT: 145

RECOMMENDED/SIGNED BY: Alejandro Rodriguez/Delvis Pacheco (Tigers)

HOW OBTAINED: Signed by the Tigers as a non-drafted free agent on August 25, 2016

Year	Club	W-L	ERA	G	GS	CG	SHO	SV	IP	H	AB	R	ER	HR	HB	BB	SO	WP	BK	AVG
2017	DSL Tigers	1-5	4.02	14	12	0	0	0	47.0	46	183	34	21	0	2	27	41	10	1	.251
2018	DSL Tigers1	2-2	2.14	15	5	0	0	5	46.1	45	181	22	11	2	6	16	40	7	0	.249
MINOR LEAGUE TOTALS		3-7	3.09	29	17	0	0	5	93.1	91	364	56	32	2	8	43	81	17	1	.250

RIGHT-HANDED PITCHER

BORN: July 6, 2000 - Santa Teresa del Tuy, VZ

RESIDENCE: Santa Teresa del Tuy, VZ



TIGERS MINOR LEAGUE PLAYERS

MONTEZ, SERGIO BRANDON

HEIGHT: 5-11
WEIGHT: 165
RECOMMENDED/SIGNED BY: Alejandro Rodriguez (Tigers)
HOW OBTAINED: Signed by the Tigers as a non-drafted free agent on July 25, 2017

BATS: R
THROWS: R

INFIELDER

BORN: December 19, 2000 - Tijuana, MEX
RESIDENCE: Tijuana, MEX

Year	Club	AVG	G	AB	R	H	TB	2B	3B	HR	RBI	SH	SF	HB	BB	SO	SB	CS	OBP	SLG	E
2018	DSL Tigers1	.157	27	70	6	11	11	0	0	0	6	2	0	4	11	32	4	0	.306	.157	2

MONTGOMERY, TROY WADE

HEIGHT: 5-8
WEIGHT: 188
SCHOOL: Ohio State University

BATS: L
THROWS: L

CENTER FIELDER

BORN: August 13, 1994 - Indianapolis, IN
RESIDENCE: Cumberland, IN

HOW OBTAINED: Acquired by the Tigers along with Wilkel Hernandez from Los Angeles (AL) in exchange for Ian Kinsler on December 13, 2017

Year	Club	AVG	G	AB	R	H	TB	2B	3B	HR	RBI	SH	SF	HB	BB	SO	SB	CS	OBP	SLG	E
2016	Orem	.341	26	88	16	30	49	3	2	4	17	7	0	3	15	20	10	4	.453	.557	5
	Burlington	.261	38	142	15	37	57	7	2	3	13	4	2	2	16	30	3	2	.340	.401	0
2017	Burlington	.256	15	43	6	11	20	1	1	2	4	1	0	0	12	4	2	1	.418	.465	1
	Inland Empire	.282	65	262	41	74	116	10	7	6	31	6	1	1	26	58	9	5	.348	.443	2
	Mobile	.235	20	68	15	16	18	2	0	0	3	2	0	2	10	12	4	0	.350	.265	0
2018	Lakeland	.336	39	131	16	44	56	9	0	1	19	1	3	0	25	27	5	5	.434	.427	1
	Erie	.249	64	209	30	52	68	7	3	1	14	1	1	1	34	61	9	3	.355	.325	2
MINOR LEAGUE TOTALS		.280	267	943	139	264	384	39	15	17	101	22	7	9	138	212	42	20	.375	.407	11

MORENO, GERSON MATEO

HEIGHT: 6-0
WEIGHT: 212

BATS: R
THROWS: R

RIGHTHAND PITCHER

BORN: September 10, 1995 - Yamasa, DR
RESIDENCE: Yamasa, DR

HOW OBTAINED: Signed by the Tigers as a Minor League free agent on June 5, 2018

Year	Club	W-L	ERA	G	GS	CG	SHO	SV	IP	H	AB	R	ER	HR	HB	BB	SO	WP	BK	AVG
2013	DSL Tigers	2-1	2.88	15	5	0	0	1	50.0	43	185	21	16	0	5	21	35	8	1	.232
2014	GCL Tigers	1-1	4.40	14	1	0	0	0	28.2	32	113	19	14	0	1	17	22	6	0	.283
2015	Connecticut	2-5	3.86	15	0	0	0	2	28.0	28	108	19	12	0	0	12	29	4	0	.259
	West Michigan	0-0	0.00	5	0	0	0	1	9.1	3	28	0	0	0	0	3	9	0	0	.107
2016	West Michigan	1-1	1.08	23	0	0	0	11	25.0	19	91	5	3	0	1	8	27	3	0	.209
	Lakeland	0-3	6.93	21	0	0	0	3	24.2	22	95	20	19	4	3	20	27	3	0	.232
2017	Lakeland	2-0	2.01	21	0	0	0	8	22.1	19	84	6	5	1	1	8	30	0	1	.226
	Erie	0-3	6.43	20	0	0	0	0	28.0	23	104	20	20	4	3	17	36	6	1	.221
2018	Erie	0-1	5.29	14	0	0	0	1	17.0	17	64	11	10	2	1	14	21	4	0	.266
MINOR LEAGUE TOTALS		7-15	3.82	148	6	0	0	27	233.0	206	872	121	99	11	15	120	236	34	3	.236

MORENO, JHENRRY ALEJANDRO

HEIGHT: 5-11
WEIGHT: 160

BATS: L
THROWS: R

CENTER FIELDER

BORN: March 28, 2000 - Caracas, VZ
RESIDENCE: Cua, VZ

RECOMMENDED/SIGNED BY: Alejandro Rodriguez/Delvis Pacheco (Tigers)

HOW OBTAINED: Signed by the Tigers as a non-drafted free agent on July 6, 2016

Year	Club	AVG	G	AB	R	H	TB	2B	3B	HR	RBI	SH	SF	HB	BB	SO	SB	CS	OBP	SLG	E
2017	DSL Tigers	.233	30	73	14	17	26	4	1	1	4	0	1	4	19	24	7	3	.412	.356	3
2018	DSL Tigers2	.184	35	87	13	16	22	4	1	0	9	0	0	3	17	38	5	3	.336	.253	1
MINOR LEAGUE TOTALS		.206	65	160	27	33	48	8	2	1	13	0	1	7	36	62	12	6	.373	.300	4

MORENO, WILLIANDER

HEIGHT: 6-0
WEIGHT: 160

BATS: R
THROWS: R

RIGHTHAND PITCHER

BORN: March 13, 1999 - Distrito Girardot, VZ
RESIDENCE: Maracay, VZ

RECOMMENDED/SIGNED BY: Jesus Mendoza/Delvis Pacheco (Tigers)

HOW OBTAINED: Signed by the Tigers as a non-drafted free agent on January 12, 2018

Year	Club	W-L	ERA	G	GS	CG	SHO	SV	IP	H	AB	R	ER	HR	HB	BB	SO	WP	BK	AVG
2018	DSL Tigers1	3-4	3.61	19	9	0	0	5	57.1	55	211	27	23	4	4	14	47	3	1	.261

MORGAN, JOSEPH [JOEY] TYLER

HEIGHT: 6-0
WEIGHT: 185

BATS: R
THROWS: R

CATCHER

BORN: August 26, 1996 - Santa Cruz, CA
RESIDENCE: Sumner, WA

RECOMMENDED/SIGNED BY: Dave Dangler (Tigers)

SCHOOL: University of Washington

HOW OBTAINED: Selected by the Tigers in the third round of the June 2017 draft

Year	Club	AVG	G	AB	R	H	TB	2B	3B	HR	RBI	SH	SF	HB	BB	SO	SB	CS	OBP	SLG	E
2017	Connecticut	.250	34	112	14	28	36	5	0	1	10	0	2	5	9	25	0	0	.328	.321	0
2018	West Michigan	.217	87	290	25	63	89	12	1	4	21	6	2	6	32	76	1	1	.306	.307	13
MINOR LEAGUE TOTALS		.226	121	402	39	91	125	17	1	5	31	6	4	11	41	101	1	1	.312	.311	13

TIGERS MINOR LEAGUE PLAYERS



MURPHY, KACEY LANDON

HEIGHT: 6-0
WEIGHT: 195
RECOMMENDED/SIGNED BY: Justin Henry (Tigers)
SCHOOL: University of Arkansas

HOW OBTAINED: Selected by the Tigers in the 11th round of the June 2018 draft

Year	Club	W-L	ERA	G	GS	CG	SHO	SV	IP	H	AB	R	ER	HR	HB	BB	SO	WP	BK	AVG
2018	GCL Tigers West	1-0	0.00	4	2	0	0	0	8.0	5	28	0	0	0	0	1	7	0	0	.179
	Connecticut	0-2	9.00	5	3	0	0	0	11.0	16	46	11	11	2	1	4	7	0	0	.348
MINOR LEAGUE TOTALS		1-2	5.21	9	5	0	0	0	19.0	21	74	11	11	2	1	5	14	0	0	.284

LEFTHANDED PITCHER

BORN: January 21, 1997 - Rogers, AR
RESIDENCE: Garfield, AR

MYERS, DANE MICHAEL

HEIGHT: 6-2
WEIGHT: 205
RECOMMENDED/SIGNED BY: Matt Lea (Tigers)
SCHOOL: Rice University

HOW OBTAINED: Selected by the Tigers in the sixth round of the June 2017 draft

Year	Club	W-L	ERA	G	GS	CG	SHO	SV	IP	H	AB	R	ER	HR	HB	BB	SO	WP	BK	AVG
2017	Connecticut	1-2	2.33	13	12	0	0	0	46.1	31	161	14	12	2	0	10	29	1	0	.193
2018	West Michigan	3-3	3.33	14	14	0	0	0	73.0	67	274	28	27	5	8	24	61	5	0	.245
MINOR LEAGUE TOTALS		4-5	2.94	27	26	0	0	0	119.1	98	435	42	39	7	8	34	90	6	0	.225

RIGHTHANDED PITCHER

BORN: March 8, 1996 - Columbus, TX
RESIDENCE: Katy, TX

NAVILHON, JOSEPH (JOE) CHARLES

HEIGHT: 6-0
WEIGHT: 205
RECOMMENDED/SIGNED BY: Tim McWilliam (Tigers)
SCHOOL: University of Southern California

HOW OBTAINED: Selected by the Tigers in the 21st round of the June 2016 draft

Year	Club	W-L	ERA	G	GS	CG	SHO	SV	IP	H	AB	R	ER	HR	HB	BB	SO	WP	BK	AVG
2016	Connecticut	2-0	0.34	16	0	0	0	2	26.1	22	101	3	1	0	1	7	29	1	0	.218
2017	West Michigan	2-2	2.70	11	0	0	0	1	23.1	15	85	8	7	0	1	5	28	0	0	.176
	Lakeland	2-3	3.16	22	0	0	0	0	42.2	42	161	18	15	3	0	8	53	3	0	.261
	Erie	0-1	27.00	1	0	0	0	0	1.0	4	7	3	3	1	0	0	2	0	0	.571
2018	Lakeland	1-3	1.72	12	0	0	0	2	15.2	13	58	6	3	0	1	2	21	1	0	.224
	Erie	2-3	3.89	24	1	0	0	0	37.0	39	147	23	16	6	1	9	46	3	0	.265
MINOR LEAGUE TOTALS		9-12	2.77	86	1	0	0	5	146.0	135	559	61	45	10	4	31	179	8	0	.242

RIGHTHANDED PITCHER

BORN: July 13, 1993 - Santa Clara, CA
RESIDENCE: Brentwood, CA

NIWAR, KEVIN ALEXANDER

HEIGHT: 5-10
WEIGHT: 170
RECOMMENDED/SIGNED BY: Aldo Perez/Carlos Santana (Tigers)

HOW OBTAINED: Signed by the Tigers as a non-drafted free agent on July 3, 2017

Year	Club	AVG	G	AB	R	H	TB	2B	3B	HR	RBI	SH	SF	HB	BB	SO	SB	CS	OBP	SLG	E
2018	DSL Tigers1	.261	65	222	34	58	75	12	1	1	18	0	0	4	33	42	10	5	.367	.338	9

SHORTSTOP

BORN: September 28, 2000 - Bronx, NY
RESIDENCE: Santo Domingo, DR

NOBLE, WESLEY (WES)

HEIGHT: 5-11
WEIGHT: 195
RECOMMENDED/SIGNED BY: Taylor Black (Tigers)
SCHOOL: Campbell University

HOW OBTAINED: Signed by the Tigers as a non-drafted free agent on June 19, 2018

Year	Club	W-L	ERA	G	GS	CG	SHO	SV	IP	H	AB	R	ER	HR	HB	BB	SO	WP	BK	AVG
2018	GCL Tigers East	1-1	1.84	9	3	0	0	1	29.1	20	99	7	6	0	5	12	26	1	0	.202
	GCL Tigers West	1-0	5.68	4	0	0	0	0	6.1	5	23	4	4	0	1	5	6	3	0	.217
	Connecticut	1-0	6.48	2	0	0	0	0	8.1	5	31	6	6	1	0	6	6	0	0	.161
MINOR LEAGUE TOTALS		3-1	3.27	15	3	0	0	1	44.0	30	153	17	16	1	6	23	38	4	0	.196

RIGHTHANDED PITCHER

BORN: May 27, 1996 - Montgomery, MD
RESIDENCE: Lebanon, OH

NOWORYTA, DAVID MATTHIAS

HEIGHT: 6-4
WEIGHT: 180
SCHOOL: Holy Cross High School (NJ)

HOW OBTAINED: Signed by the Tigers as a non-drafted free agent on June 1, 2018

Year	Club	AVG	G	AB	R	H	TB	2B	3B	HR	RBI	SH	SF	HB	BB	SO	SB	CS	OBP	SLG	E
2018	GCL Tigers East	.270	29	63	3	17	18	1	0	0	8	0	0	1	11	12	0	0	.387	.286	0

CATCHER

BORN: May 24, 1996 - Chicago, IL
RESIDENCE: Hainesport, NJ

NUMATA, CHACE KEKOA KENJI

HEIGHT: 6-0
WEIGHT: 175
SCHOOL: Pearl City High School (HI)

HOW OBTAINED: Signed by the Tigers as a minor league free agent on November 9, 2018

CATCHER

BORN: August 14, 1992 - Ewa Beach, HI
RESIDENCE: Pearl City, HI



TIGERS MINOR LEAGUE PLAYERS

(Numata, cont.)

Year	Club	AVG	G	AB	R	H	TB	2B	3B	HR	RBI	SH	SF	HB	BB	SO	SB	CS	OBP	SLG	E
2010	GCL Phillies	.222	31	45	8	10	11	1	0	0	6	0	0	8	12	1	1		.340	.244	0
2011	GCL Phillies	.154	9	13	1	2	2	0	0	0	1	0	0	1	1	0	1		.267	.154	0
2012	Williamsport	.233	43	163	22	38	52	4	2	2	23	3	4	1	13	22	3	1	.287	.319	5
	Clearwater	.333	1	3	0	1	1	0	0	0	0	0	0	0	0	0	0		.333	.333	0
2013	Lakewood	.231	94	308	27	71	94	14	0	3	37	3	4	6	30	45	4	1	.307	.305	16
2014	GCL Phillies	.231	11	26	5	6	7	1	0	0	5	0	0	0	1	4	0		.259	.269	0
2015	Lakewood	.357	4	14	3	5	6	1	0	0	0	0	0	0	2	1	0		.438	.429	1
	Clearwater	.263	73	262	34	69	85	11	1	1	35	1	3	4	20	33	2		.322	.324	2
2016	Clearwater	.308	94	328	32	101	129	18	2	2	35	0	3	1	37	41	3	0	.377	.393	10
2017	Reading	.249	84	305	32	76	107	17	1	4	28	0	3	2	30	37	0	1	.318	.351	8
2018	GCL Yankees East	.231	5	13	1	3	5	2	0	0	3	0	2	1	2	0	0	0	.333	.385	0
	GCL Yankees West	.167	2	6	1	1	2	1	0	0	1	0	0	0	1	0	0		.167	.333	0
	Tampa	.286	9	28	7	8	15	2	1	1	4	0	0	1	3	4	0	0	.375	.356	0
	Trenton	.180	38	128	6	23	31	6	1	0	8	0	0	0	7	25	1	1	.222	.242	2
MINOR LEAGUE TOTALS		.252	498	1642	179	414	547	78	8	13	186	7	19	17	154	225	15	5	.319	.333	44

NUNEZ, HENDRY YOHAN

HEIGHT: 6-4

WEIGHT: 180

RECOMMENDED/SIGNED BY: Aldo Perez/Carlos Santana (Tigers)

HOW OBTAINED: Signed by the Tigers as a non-drafted free agent on July 17, 2017

Year	Club	W-L	ERA	G	GS	CG	SHO	SV	IP	H	AB	R	ER	HR	HB	BB	SO	WP	BK	AVG
2018	DSL Tigers1	0-2	4.50	13	2	0	0	2	28.0	24	106	19	14	1	6	21	29	6	1	.226

RIGHANDED PITCHER

BORN: July 22, 1999 - Santo Domingo, DR

RESIDENCE: Santo Domingo, DR

NUNEZ, MOISES ARROY

HEIGHT: 6-2

WEIGHT: 210

RECOMMENDED/SIGNED BY: Ramon Perez/Miguel Rodriguez (Tigers)

HOW OBTAINED: Signed by the Tigers as a non-drafted free agent on October 22, 2014

Year	Club	AVG	G	AB	R	H	TB	2B	3B	HR	RBI	SH	SF	HB	BB	SO	SB	CS	OBP	SLG	E
2015	DSL Tigers	.225	26	80	7	18	27	7	1	0	14	0	1	11	23	1	3		.323	.338	3
2016	GCL Tigers West	.176	16	34	4	6	10	1	0	1	6	0	0	4	16	0	0		.263	.294	2
	GCL Tigers East	.320	22	75	15	24	36	3	0	3	18	0	0	1	9	18	1	0	.400	.480	2
2017	GCL Tigers East	.186	37	113	12	21	25	4	0	0	8	1	2	5	15	27	3	0	.304	.221	5
2018	Connecticut	.275	16	51	7	14	20	3	0	1	6	1	0	0	7	15	0	0	.362	.392	2
MINOR LEAGUE TOTALS		.235	117	353	45	83	118	18	1	5	52	2	3	7	46	99	5	3	.333	.334	14

CATCHER

BORN: February 7, 1997 - San Pedro de Macoris, DR

RESIDENCE: San Pedro de Macoris, DR

O'LOUGHLIN, JACK TE HAKI

HEIGHT: 6-5

WEIGHT: 210

RECOMMENDED/SIGNED BY: Kevin Hooker/Glenn Williams (Tigers)

HOW OBTAINED: Signed by the Tigers as a non-drafted free agent on July 16, 2016

Year	Club	W-L	ERA	G	GS	CG	SHO	SV	IP	H	AB	R	ER	HR	HB	BB	SO	WP	BK	AVG	
2017	Did Not Pitch																				
2018	Connecticut	0-1	4.35	7	1	0	0	1	20.2	15	71	12	10	1	3	12	25	0	1	.211	

LEFTHANDED PITCHER

BORN: March 14, 2000 - Adelaide, AUS

RESIDENCE: Adelaide, AUS

OLIVAS, MARTIN

HEIGHT: 6-1

WEIGHT: 170

RECOMMENDED/SIGNED BY: Alejandro Rodriguez (Tigers)

HOW OBTAINED: Signed by the Tigers as a non-drafted free agent on July 25, 2017

Year	Club	AVG	G	AB	R	H	TB	2B	3B	HR	RBI	SH	SF	HB	BB	SO	SB	CS	OBP	SLG	E
2018	DSL Tigers1	.198	61	197	21	39	63	6	6	2	15	3	3	6	8	53	2	2	.248	.320	17

INFIELDER

BORN: July 25, 2001 - Baja California, MEX

RESIDENCE: Baja California, MEX

OVIEDO, LUIS MANUEL

HEIGHT: 5-10

WEIGHT: 170

RECOMMENDED/SIGNED BY: Aldo Perez/Carlos Santana (Tigers)

HOW OBTAINED: Signed by the Tigers as a non-drafted free agent on July 4, 2017

Year	Club	AVG	G	AB	R	H	TB	2B	3B	HR	RBI	SH	SF	HB	BB	SO	SB	CS	OBP	SLG	E
2018	DSL Tigers2	.118	6	17	0	2	2	0	0	0	2	0	0	1	2	5	0	2	.250	.118	1
	DSL Tigers1	.163	31	92	12	15	19	4	0	0	8	1	0	0	11	35	2	1	.252	.207	2
MINOR LEAGUE TOTALS		.156	37	109	12	17	21	4	0	0	10	1	0	1	13	40	2	3	.252	.193	3

OUTFIELDER

BORN: October 16, 2000 - Santo Domingo, DR

RESIDENCE: Santo Domingo, DR

OZUNA, ANGEL AGUSTIN

HEIGHT: 5-10

WEIGHT: 170

RECOMMENDED/SIGNED BY: Ramon Perez/Carlos Santana (Tigers)

HOW OBTAINED: Signed by the Tigers as a non-drafted free agent on April 5, 2017

Year	Club	W-L	ERA	G	GS	CG	SHO	SV	IP	H	AB	R	ER	HR	HB	BB	SO	WP	BK	AVG
2017	DSL Tigers	0-1	2.88	17	0	0	0	0	25.0	20	92	12	8	0	1	11	27	6	1	.217
2018	DSL Tigers2	3-2	5.06	20	0	0	0	0	37.1	37	140	26	21	2	2	22	26	3	0	.264
MINOR LEAGUE TOTALS		3-3	4.19	37	0	0	0	0	62.1	57	232	38	29	2	3	33	53	9	1	.246

RIGHANDED PITCHER

BORN: September 25, 1998 - Santo Domingo, DR

RESIDENCE: Santo Domingo, DR

TIGERS MINOR LEAGUE PLAYERS



PARDES, ISAAC EDGARDO

HEIGHT: 5-11
WEIGHT: 213

BATS: R
THROWS: R

SHORTSTOP

BORN: February 18, 1999 - Hermosillo, MEX
RESIDENCE: Hermosillo, MEX

HOW OBTAINED: Acquired by the Tigers along with Teimer Candelario from Chicago (NL) in exchange for Justin Wilson and Alex Avila on July 31, 2017

Year	Club	AVG	G	AB	R	H	TB	2B	3B	HR	RBI	SH	SF	HB	BB	SO	SB	CS	OBP	SLG	E
2016	AZL Cubs	.305	47	167	23	51	74	14	3	1	26	1	2	2	13	20	4	0	.359	.443	10
	South Bend	.167	3	12	0	2	2	0	0	0	0	0	0	1	0	2	0	0	.231	.167	2
2017	South Bend	.264	92	337	49	89	135	25	0	7	49	2	3	13	29	54	2	1	.343	.401	7
	West Michigan	.217	32	115	16	25	40	3	0	4	21	0	0	5	13	13	0	0	.323	.348	3
2018	Lakeland	.259	84	301	50	78	137	19	2	12	48	1	6	7	32	54	1	0	.338	.455	8
	Erie	.321	39	131	20	42	60	9	0	3	22	0	3	2	19	22	1	0	.406	.458	8
MINOR LEAGUE TOTALS		.270	297	1063	158	287	448	70	5	27	166	4	14	30	106	165	8	1	.349	.421	38

PAULINO, MIGUEL ADOLFO

HEIGHT: 6-0
WEIGHT: 201

BATS: R
THROWS: R

RIGHTHANDED PITCHER

BORN: August 21, 1998 - Nizao, DR
RESIDENCE: Nizao, DR

RECOMMENDED/SIGNED BY: Ramon Perez/Carlos Santana (Tigers)

HOW OBTAINED: Signed by the Tigers as a non-drafted free agent on July 3, 2015

Year	Club	W-L	ERA	G	GS	CG	SHO	SV	IP	H	AB	R	ER	HR	HB	BB	SO	WP	BK	AVG
2016	DSL Tigers	2-2	6.65	13	4	0	0	1	23.0	23	89	22	17	0	4	28	18	13	0	.258
2017	GCL Tigers East	1-1	7.25	11	0	0	0	0	22.1	15	77	19	18	1	5	32	24	10	0	.195
2018	GCL Tigers West	1-1	3.15	15	0	0	0	0	20.0	20	78	10	7	0	3	13	20	4	1	.256
MINOR LEAGUE TOTALS		4-4	5.79	39	4	0	0	2	65.1	58	244	51	42	1	12	73	62	27	1	.238

PEARCE, JORDAN

HEIGHT: 6-2
WEIGHT: 195

BATS: L
THROWS: R

THIRD BASEMAN

BORN: June 14, 1996 - San Diego, CA
RESIDENCE: Oceanside, CA

RECOMMENDED/SIGNED BY: Scott Cerny (Tigers)

SCHOOL: University of Nevada

HOW OBTAINED: Selected by the Tigers in the 21st round of the June 2017 draft

Year	Club	AVG	G	AB	R	H	TB	2B	3B	HR	RBI	SH	SF	HB	BB	SO	SB	CS	OBP	SLG	E
2017	GCL Tigers West	.342	13	38	6	13	19	0	0	2	10	1	1	0	5	7	0	1	.409	.500	1
	Connecticut	.261	42	153	9	40	51	5	0	2	26	0	2	3	11	45	3	1	.320	.333	6
	Lakeland	.000	2	8	0	0	0	0	0	0	0	0	0	0	0	3	0	0	.000	.000	0
2018	West Michigan	.220	123	413	50	91	128	19	0	6	49	3	8	1	65	94	2	0	.322	.310	12
MINOR LEAGUE TOTALS		.235	180	612	65	144	198	24	0	10	85	4	11	4	81	149	5	2	.323	.324	19

PERAZA, JOSE GREGORIO

HEIGHT: 5-11
WEIGHT: 160

BATS: R
THROWS: R

RIGHTHANDED PITCHER

BORN: October 29, 2001 - Maracay, VZ
RESIDENCE: Turmero, VZ

RECOMMENDED/SIGNED BY: Jesus Mendoza/Delvis Pacheco (Tigers)

HOW OBTAINED: Signed by the Tigers as a non-drafted free agent on July 4, 2018

Year	Club	W-L	ERA	G	GS	CG	SHO	SV	IP	H	AB	R	ER	HR	HB	BB	SO	WP	BK	AVG
(2019 will be first professional season)																				

PEREIRA, ANTHONY JOSE

HEIGHT: 6-0
WEIGHT: 199

BATS: R
THROWS: R

SHORTSTOP

BORN: November 28, 1996 - Tocuyito, VZ
RESIDENCE: Tocuyito, VZ

RECOMMENDED/SIGNED BY: Jesus Mendoza (Tigers)

HOW OBTAINED: Signed by the Tigers as a non-drafted free agent on July 2, 2013

Year	Club	AVG	G	AB	R	H	TB	2B	3B	HR	RBI	SH	SF	HB	BB	SO	SB	CS	OBP	SLG	E
2014	VSL Tigers	.250	65	228	48	57	92	15	4	4	30	3	3	5	29	39	19	5	.343	.404	27
2015	VSL Tigers	.298	22	84	17	25	37	7	1	1	10	0	0	0	10	15	9	4	.372	.440	7
	GCL Tigers	.219	48	155	20	34	50	2	1	4	21	4	2	3	15	29	7	1	.297	.323	16
2016	Connecticut	.240	14	50	4	12	18	6	0	0	7	0	0	0	5	12	1	0	.309	.360	4
	West Michigan	.077	3	13	0	1	1	0	0	0	0	0	0	0	1	3	0	0	.143	.077	1
	Lakeland	.211	17	57	7	12	17	2	0	1	4	2	1	1	4	13	0	1	.270	.298	5
	Erie	.200	4	10	0	2	2	0	0	0	0	1	0	0	0	3	0	0	.200	.200	0
2017	West Michigan	.251	126	470	45	118	170	29	1	7	64	3	1	4	40	84	11	3	.315	.362	16
2018	West Michigan	.197	46	147	13	29	42	10	0	1	11	2	3	0	16	32	2	2	.271	.286	7
	Lakeland	.201	58	194	19	39	61	7	3	3	17	1	1	1	16	60	0	1	.264	.314	11
MINOR LEAGUE TOTALS		.234	403	1408	173	329	490	78	10	21	164	16	11	14	136	290	49	17	.305	.348	94

PEREZ, CLEVERTH LEONARDO

HEIGHT: 5-11
WEIGHT: 167

BATS: L
THROWS: L

LEFTHANDED PITCHER

BORN: February 5, 2000 - Barquisimeto, VZ
RESIDENCE: Barquisimeto, VZ

RECOMMENDED/SIGNED BY: Alejandro Rodriguez/Jesus Mendoza (Tigers)

HOW OBTAINED: Signed by the Tigers as a non-drafted free agent on July 6, 2016

Year	Club	W-L	ERA	G	GS	CG	SHO	SV	IP	H	AB	R	ER	HR	HB	BB	SO	WP	BK	AVG
2017	DSL Tigers	1-5	3.81	14	14	0	0	0	52.0	49	196	30	22	1	2	18	36	6	1	.250
2018	DSL Tigers2	1-3	3.64	14	13	0	0	0	54.1	49	200	25	22	2	0	21	52	5	0	.245
MINOR LEAGUE TOTALS		2-8	3.72	28	27	0	0	0	106.1	98	396	55	44	3	2	39	88	11	1	.247



TIGERS MINOR LEAGUE PLAYERS

PEREZ, FERNANDO

HEIGHT: 6-2

WEIGHT: 225

RECOMMENDED/SIGNED BY: Carlos Santana/Ramon Perez/Miguel Garcia (Tigers)

HOW OBTAINED: Signed by the Tigers as a non-drafted free agent on March 1, 2011

BATS: R

THROWS: R

RIGHTHANDED PITCHER

BORN: December 17, 1993 - Loma De Cabrera, DR

RESIDENCE: Santo Domingo, DR

Year	Club	W-L	ERA	G	GS	CG	SHO	SV	IP	H	AB	R	ER	HR	HB	BB	SO	WP	BK	AVG
2011	DSL Tigers	0-2	2.10	9	9	0	0	0	34.1	23	114	11	8	1	4	14	26	5	0	.202
2012	GCL Tigers	5-4	4.24	12	10	0	0	0	46.2	36	169	28	22	1	4	19	43	7	0	.213
2013	GCL Tigers	5-2	3.23	11	10	0	0	0	55.2	47	196	24	20	3	3	26	38	3	1	.240
2014	Connecticut	6-4	3.63	14	14	0	0	0	69.1	71	266	35	28	2	3	24	58	5	1	.267
2015	West Michigan	2-12	4.51	21	21	0	0	0	101.2	119	395	60	51	7	12	32	72	9	1	.301
2016	West Michigan	4-7	5.53	18	18	0	0	0	84.2	100	335	57	52	4	9	37	71	9	1	.299
2017	West Michigan	0-1	2.84	5	0	0	0	0	12.2	11	45	5	4	1	1	3	14	2	0	.244
	Lakeland	2-1	1.79	26	1	0	0	0	50.1	42	189	15	10	1	1	16	49	7	0	.222
2018	Lakeland	5-1	2.95	29	1	0	0	1	55.0	49	205	20	18	0	1	21	63	5	0	.239
	Erie	0-0	10.03	8	0	0	0	0	11.2	18	50	14	13	3	3	10	6	2	0	.360
MINOR LEAGUE TOTALS		29-34	3.90	153	84	0	0	1	522.0	516	1964	269	226	23	41	202	440	54	4	.263

PEREZ, LUIS ALEJANDRO

HEIGHT: 6-1

WEIGHT: 165

RECOMMENDED/SIGNED BY: Alejandro Rodriguez/Raul Leiva (Tigers)

HOW OBTAINED: Signed by the Tigers as a non-drafted free agent on July 4, 2016

BATS: L

THROWS: L

LEFTHANDED PITCHER

BORN: October 10, 1999 - Barinas, VZ

RESIDENCE: Barinas, VZ

Year	Club	W-L	ERA	G	GS	CG	SHO	SV	IP	H	AB	R	ER	HR	HB	BB	SO	WP	BK	AVG
2017	DSL Tigers	1-1	4.66	6	0	0	0	0	9.2	9	36	5	5	0	0	6	7	0	1	.250
2018	Did Not Play																			

PEREZ, WENCEEL XAVIER

HEIGHT: 5-11

WEIGHT: 170

RECOMMENDED/SIGNED BY: Ramon Perez/Carlos Santana (Tigers)

HOW OBTAINED: Signed by the Tigers as a non-drafted free agent on July 2, 2016

BATS: S

THROWS: R

SHORTSTOP

BORN: October 30, 1999 - Azua, DR

RESIDENCE: Azua, DR

Year	Club	AVG	G	AB	R	H	TB	2B	3B	HR	RBI	SH	SF	HB	BB	SO	SB	CS	OBP	SLG	E
2017	DSL Tigers	.314	61	226	31	71	81	8	1	0	22	2	2	1	27	21	16	6	.387	.358	22
2018	GCL Tigers West	.383	20	81	20	31	44	7	0	2	14	0	0	0	12	14	2	1	.462	.543	8
	Connecticut	.244	21	82	8	20	25	2	0	1	8	0	0	0	5	12	7	3	.287	.305	4
	West Michigan	.309	16	68	8	21	30	3	3	0	9	0	1	0	2	8	4	1	.324	.441	4
MINOR LEAGUE TOTALS		.313	118	457	67	143	180	20	4	3	53	2	3	1	46	55	29	11	.375	.394	38

PEREZ, YERJENI

HEIGHT: 6-1

WEIGHT: 165

RECOMMENDED/SIGNED BY: Ramon Perez/Aldo Perez (Tigers)

HOW OBTAINED: Signed by the Tigers as a non-drafted free agent on July 4, 2016

BATS: R

THROWS: R

SHORTSTOP

BORN: February 6, 2000 - Santiago, DR

RESIDENCE: Santiago, DR

Year	Club	AVG	G	AB	R	H	TB	2B	3B	HR	RBI	SH	SF	HB	BB	SO	SB	CS	OBP	SLG	E
2017	DSL Tigers	.239	51	163	18	39	44	3	1	0	13	4	2	4	13	40	4	2	.308	.270	19
2018	DSL Tigers1	.262	59	168	27	44	55	7	2	0	18	8	1	0	21	45	4	6	.342	.327	15
MINOR LEAGUE TOTALS		.251	110	331	45	83	99	10	3	0	31	12	3	4	34	85	8	8	.325	.299	34

PETERSON, COLE

HEIGHT: 5-11

WEIGHT: 160

RECOMMENDED/SIGNED BY: Jim Bretz (Tigers)

SCHOOL: St. Bonaventure University

HOW OBTAINED: Selected by the Tigers in the 13th round of the June 2017 draft

BATS: L

THROWS: R

SHORTSTOP

BORN: August 2, 1995 - Johnsonburg, PA

RESIDENCE: Johnsonburg, PA

Year	Club	AVG	G	AB	R	H	TB	2B	3B	HR	RBI	SH	SF	HB	BB	SO	SB	CS	OBP	SLG	E
2017	Connecticut	.246	55	183	28	45	50	5	0	0	16	1	5	1	11	24	6	3	.285	.273	7
2018	West Michigan	.277	66	260	40	72	90	8	5	0	21	2	2	2	18	37	13	7	.326	.346	5
	Lakeland	.220	38	141	14	31	37	6	0	0	12	3	2	1	6	22	7	0	.253	.262	1
MINOR LEAGUE TOTALS		.253	159	584	82	148	177	19	5	0	49	6	9	4	35	83	26	10	.296	.303	13

PIMENTEL, YOLDI

HEIGHT: 5-11

WEIGHT: 190

RECOMMENDED/SIGNED BY: Aldo Perez/Carlos Santana (Tigers)

HOW OBTAINED: Signed by the Tigers as a non-drafted free agent on January 28, 2019

BATS: R

THROWS: R

RIGHTHANDED PITCHER

BORN: September 15, 2000 - Montecristi, DR

RESIDENCE: Montecristi, DR

Year	Club	W-L	ERA	G	GS	CG	SHO	SV	IP	H	AB	R	ER	HR	HB	BB	SO	WP	BK	AVG
(2019 will be first professional season)																				

TIGERS MINOR LEAGUE PLAYERS



PINA, JOSE MIGUEL

HEIGHT: 6-3
WEIGHT: 170

BATS: R
THROWS: R

RIGHTHANDED PITCHER

BORN: May 24, 2001 - Aragua, VZ
RESIDENCE: Aragua, VZ

RECOMMENDED/SIGNED BY: Alejandro Rodriguez/Delvis Pacheco (Tigers)
HOW OBTAINED: Signed by the Tigers as a non-drafted free agent on September 5, 2017

Year	Club	W-L	ERA	G	GS	CG	SHO	SV	IP	H	AB	R	ER	HR	HB	BB	SO	WP	BK	AVG
2018	DSL Tigers1	1-2	0.64	6	5	0	0	0	14.0	14	62	8	1	0	2	6	12	2	0	.226

PINALES, ERICK

HEIGHT: 6-2
WEIGHT: 185

BATS: R
THROWS: R

RIGHTHANDED PITCHER

BORN: January 27, 1999 - San Cristobal, DR
RESIDENCE: San Cristobal, DR

RECOMMENDED/SIGNED BY: Aldo Perez/Carlos Santana (Tigers)
HOW OBTAINED: Signed by the Tigers as a non-drafted free agent on January 19, 2018

Year	Club	W-L	ERA	G	GS	CG	SHO	SV	IP	H	AB	R	ER	HR	HB	BB	SO	WP	BK	AVG
2018	DSL Tigers2	1-3	3.48	11	6	0	0	0	20.2	9	68	11	8	0	3	18	24	6	0	.132

PINERO, DANIEL

HEIGHT: 6-5
WEIGHT: 210

BATS: R
THROWS: R

SHORTSTOP

BORN: May 2, 1994 - Toronto, CAN
RESIDENCE: Ft. Worth, TX

RECOMMENDED/SIGNED BY: Oneri Fleita (Tigers)
SCHOOL: University of Virginia

HOW OBTAINED: Selected by the Tigers in the ninth round of the June 2016 draft

Year	Club	AVG	G	AB	R	H	TB	2B	3B	HR	RBI	SH	SF	HB	BB	SO	SB	CS	OBP	SLG	E
2016	GCL Tigers West	.333	7	24	6	8	16	2	0	2	6	0	0	0	5	2	0	2	.448	.667	0
	Connecticut	.261	43	142	20	37	45	6	1	0	16	0	5	4	24	28	2	3	.371	.317	9
2017	West Michigan	.289	120	422	61	122	168	26	4	4	56	3	8	7	57	68	5	2	.377	.398	16
2018	Lakeland	.263	119	414	66	109	164	26	1	9	59	0	8	7	54	81	5	0	.352	.396	9
MINOR LEAGUE TOTALS		.275	289	1002	153	276	393	60	6	15	137	3	21	18	140	179	12	7	.367	.392	34

PINTO, WLADIMIR RAMON

HEIGHT: 5-11
WEIGHT: 170

BATS: R
THROWS: R

RIGHTHANDED PITCHER

BORN: February 12, 1998 - Maracay, VZ
RESIDENCE: Villa de Cura, VZ

RECOMMENDED/SIGNED BY: Alejandro Rodriguez/Delvis Pacheco (Tigers)
HOW OBTAINED: Signed by the Tigers as a non-drafted free agent on November 24, 2014

Year	Club	W-L	ERA	G	GS	CG	SHO	SV	IP	H	AB	R	ER	HR	HB	BB	SO	WP	BK	AVG
2015	VSL Tigers	2-1	3.90	16	0	0	0	1	27.2	16	96	14	12	0	5	28	24	5	4	.167
2016	GCL Tigers East	1-1	2.66	16	0	0	0	1	23.2	11	82	8	7	0	3	10	32	3	1	.134
2017	Connecticut	1-0	0.00	8	0	0	0	4	9.2	2	31	0	0	0	1	0	18	0	0	.065
	West Michigan	0-0	0.00	1	0	0	0	0	0.1	1	2	0	0	0	0	0	0	0	0	.500
2018	West Michigan	1-0	0.00	11	0	0	0	7	16.2	4	52	0	0	0	2	12	30	2	1	.077
	Lakeland	3-2	6.75	25	0	0	0	0	33.1	26	122	25	25	5	3	21	47	10	0	.213
MINOR LEAGUE TOTALS		8-4	3.56	77	0	0	0	13	111.1	60	385	47	44	5	14	71	151	20	6	.156

POLANCO, JUAN FRANCISCO

HEIGHT: 6-1
WEIGHT: 205

BATS: R
THROWS: R

RIGHTHANDED PITCHER

BORN: December 30, 2000 - San Francisco de Macoris, DR
RESIDENCE: San Francisco de Macoris, DR

RECOMMENDED/SIGNED BY: Aldo Perez/Carlos Santana (Tigers)
HOW OBTAINED: Signed by the Tigers as a non-drafted free agent on July 3, 2018

Year	Club	W-L	ERA	G	GS	CG	SHO	SV	IP	H	AB	R	ER	HR	HB	BB	SO	WP	BK	AVG
(2019 will be first professional season)																				

PROCTOR, CHRISTOPHER COLE

HEIGHT: 6-1
WEIGHT: 180

BATS: L
THROWS: R

CATCHER

BORN: March 8, 1997 - Gastonia, NC
RESIDENCE: Lawndale, NC

RECOMMENDED/SIGNED BY: Taylor Black (Tigers)
SCHOOL: Duke University

HOW OBTAINED: Selected by the Tigers in the 13th round of the June 2018 draft

Year	Club	AVG	G	AB	R	H	TB	2B	3B	HR	RBI	SH	SF	HB	BB	SO	SB	CS	OBP	SLG	E
2018	GCL Tigers West	.167	2	6	1	1	3	0	1	0	0	0	0	0	1	2	0	1	.286	.500	0
	West Michigan	.111	31	90	6	10	13	1	1	0	6	3	1	0	8	22	3	0	.182	.144	1
MINOR LEAGUE TOTALS		.115	33	96	7	11	16	1	2	0	6	3	1	0	9	24	3	1	.189	.167	1

QUERO, JOSE DANIEL

HEIGHT: 6-0
WEIGHT: 190

BATS: L
THROWS: L

FIRST BASEMAN

BORN: September 5, 1998 - Barquisimeto, VZ
RESIDENCE: Barquisimeto, VZ

RECOMMENDED/SIGNED BY: Alejandro Rodriguez/Jesus Mendoza (Tigers)
HOW OBTAINED: Signed by the Tigers as a non-drafted free agent on November 2, 2015

Year	Club	AVG	G	AB	R	H	TB	2B	3B	HR	RBI	SH	SF	HB	BB	SO	SB	CS	OBP	SLG	E
2016	DSL Tigers	.335	55	179	33	60	76	6	2	2	34	2	1	6	36	29	1	1	.459	.425	6
2017	GCL Tigers West	.256	40	156	25	40	64	6	0	6	26	0	2	2	13	32	0	1	.318	.410	4
	West Michigan	.118	9	34	2	4	4	0	0	0	0	0	0	1	11	0	0	1	.143	.118	0



TIGERS MINOR LEAGUE PLAYERS

(Quero, cont.)

2018	GCL Tigers West	.150	6	20	6	3	4	1	0	0	2	0	0	0	4	2	0	0	.292	.200	0
	Connecticut	.138	9	29	0	4	5	1	0	0	3	0	1	0	3	11	0	0	.212	.172	1
	West Michigan	.030	10	33	4	1	1	0	0	2	0	0	1	5	9	0	0	.179	.030	0	
MINOR LEAGUE TOTALS		.248	129	451	70	112	154	14	2	8	67	2	4	9	62	94	1	2	.348	.341	11

QUINONES, EMMANUEL

HEIGHT: 6-1
WEIGHT: 185

BATS: R
THROWS: R

RIGHTHANDED PITCHER

BORN: April 15, 1999 - Veracruz, MEX
RESIDENCE: Veracruz, MEX

RECOMMENDED/SIGNED BY: Alejandro Rodriguez (Tigers)

HOW OBTAINED: Signed by the Tigers as a non-drafted free agent on July 24, 2017

Year	Club	W-L	ERA	G	GS	CG	SHO	SV	IP	H	AB	R	ER	HR	HB	BB	SO	WP	BK	AVG
2018	DSL Tigers2	2-3	2.26	13	9	0	0	1	59.2	53	223	27	15	0	4	13	37	9	0	.238

RACIEL, ALFREDO

HEIGHT: 6-2
WEIGHT: 165

BATS: R
THROWS: R

RIGHTHANDED PITCHER

BORN: June 2, 2000 - San Pedro de Macoris, DR
RESIDENCE: San Pedro de Macoris, DR

RECOMMENDED/SIGNED BY: Aldo Perez/Miguel Rodriguez (Tigers)

HOW OBTAINED: Signed by the Tigers as a non-drafted free agent on December 18, 2018

Year	Club	W-L	ERA	G	GS	CG	SHO	SV	IP	H	AB	R	ER	HR	HB	BB	SO	WP	BK	AVG
(2019 will be first professional season)																				

RAMIREZ, JOSE ERNESTO

HEIGHT: 6-1
WEIGHT: 170

BATS: R
THROWS: R

RIGHTHANDED PITCHER

BORN: August 18, 1997 - Santo Domingo, DR
RESIDENCE: Santo Domingo, DR

RECOMMENDED/SIGNED BY: Ramon Perez/Carlos Santana (Tigers)

HOW OBTAINED: Signed by the Tigers as a non-drafted free agent on October 8, 2015

Year	Club	W-L	ERA	G	GS	CG	SHO	SV	IP	H	AB	R	ER	HR	HB	BB	SO	WP	BK	AVG
2016	DSL Tigers	2-2	8.28	16	0	0	0	0	25.0	22	94	33	23	1	11	30	20	16	3	.234
2017	Did Not Pitch																			
2018	DSL Tigers1	0-1	6.62	13	0	0	0	0	17.2	12	59	13	13	0	4	21	19	11	1	.203
MINOR LEAGUE TOTALS		2-3	7.59	29	0	0	0	0	42.2	34	153	46	36	1	15	51	39	27	4	.222

RAMIREZ, NICHOLAS (NICK) RANDOLPH

HEIGHT: 6-4
WEIGHT: 232

BATS: L
THROWS: L

LEFTHANDED PITCHER

BORN: August 1, 1989 - Anaheim Hills, CA
RESIDENCE: Austin, TX

SCHOOL: California State University, Fullerton

HOW OBTAINED: Signed by the Tigers as a Minor League free agent on December 19, 2018

Year	Club	W-L	ERA	G	GS	CG	SHO	SV	IP	H	AB	R	ER	HR	HB	BB	SO	WP	BK	AVG
2017	Biloxi	7-4	1.37	48	0	0	0	3	79.0	56	282	19	12	4	2	24	56	3	0	.199
	Colorado Springs	0-0	0.00	1	0	0	0	0	0.1	0	1	0	0	0	0	0	0	0	0	.000
2018	Biloxi	8-0	1.76	19	0	0	0	1	30.2	17	107	9	6	2	1	13	33	2	0	.159
	Colorado Springs	3-3	5.73	20	2	0	0	0	37.2	44	148	26	24	3	0	21	18	5	0	.297
MINOR LEAGUE TOTALS		18-7	2.56	88	2	0	0	4	147.2	117	538	54	42	9	3	58	107	10	0	.217

RANGEL, WIRLIEL JOSE

HEIGHT: 5-11
WEIGHT: 180

BATS: R
THROWS: R

RIGHTHANDED PITCHER

BORN: April 25, 2000 - Ciudad Guayana, VZ
RESIDENCE: Ciudad Guayana, VZ

RECOMMENDED/SIGNED BY: Jesus Mendoza/Delvis Pacheco (Tigers)

HOW OBTAINED: Signed by the Tigers as a non-drafted free agent on December 12, 2017

Year	Club	W-L	ERA	G	GS	CG	SHO	SV	IP	H	AB	R	ER	HR	HB	BB	SO	WP	BK	AVG
2018	Did Not Pitch																			

REA, YOANDY JESUS

HEIGHT: 6-0
WEIGHT: 165

BATS: R
THROWS: R

CATCHER

BORN: June 12, 2000 - Carabobo, VZ
RESIDENCE: Carabobo, VZ

RECOMMENDED/SIGNED BY: Jesus Mendoza/Delvis Pacheco (Tigers)

HOW OBTAINED: Signed by the Tigers as a non-drafted free agent on November 9, 2017

Year	Club	AVG	G	AB	R	H	TB	2B	3B	HR	RBI	SH	SF	HB	BB	SO	SB	CS	OBP	SLG	E
2018	DSL Tigers2	.320	55	178	27	57	81	10	7	0	36	0	1	12	14	20	2	5	.405	.455	8

REINA, JOSE HUMBERTO

HEIGHT: 6-2
WEIGHT: 160

BATS: R
THROWS: R

OUTFIELDER

BORN: February 28, 2001 - Caracas, VZ
RESIDENCE: Miranda, VZ

RECOMMENDED/SIGNED BY: Alejandro Rodriguez/Oscar Garcia (Tigers)

HOW OBTAINED: Signed by the Tigers as a non-drafted free agent on July 5, 2017

Year	Club	AVG	G	AB	R	H	TB	2B	3B	HR	RBI	SH	SF	HB	BB	SO	SB	CS	OBP	SLG	E
2018	DSL Tigers1	.230	67	243	28	56	78	10	6	0	30	4	5	6	23	49	26	13	.307	.321	5

TIGERS MINOR LEAGUE PLAYERS



REUSS, GRANT

HEIGHT: 6-5
WEIGHT: 215
RECOMMENDED/SIGNED BY: Jeff Kunkel (Tigers)
SCHOOL: University of Michigan

HOW OBTAINED: Selected by the Tigers in the 29th round of the June 2017 draft

Year	Club	W-L	ERA	G	GS	CG	SHO	SV	IP	H	AB	R	ER	HR	HB	BB	SO	WP	BK	AVG
2017	GCL Tigers West	1-2	21.73	16	0	0	0	0	13.2	15	52	37	33	1	6	41	9	13	1	.288
2018	Did Not Pitch																			

LEFTHANDED PITCHER

BORN: May 23, 1996 - Bloomfield Hills, MI
RESIDENCE: Bloomfield Hills, MI

REYES, ADINSO

HEIGHT: 6-1
WEIGHT: 195
RECOMMENDED/SIGNED BY: Aldo Perez (Tigers)

HOW OBTAINED: Signed by the Tigers as a non-drafted free agent on July 2, 2018

Year	Club	AVG	G	AB	R	H	TB	2B	3B	HR	RBI	SH	SF	HB	BB	SO	SB	CS	OBP	SLG	E
(2019 will be first professional season)																					

INFIELDER

BORN: October 22, 2001 - Puerto Plata, DR
RESIDENCE: Puerto Plata, DR

REYES, ANGEL MIGUEL

HEIGHT: 6-2
WEIGHT: 200
RECOMMENDED/SIGNED BY: Mike Smith (Tigers)

SCHOOL: University of Science and Arts of Oklahoma

HOW OBTAINED: Selected by the Tigers in the 19th round of the June 2018 draft

Year	Club	W-L	ERA	G	GS	CG	SHO	SV	IP	H	AB	R	ER	HR	HB	BB	SO	WP	BK	AVG
2018	GCL Tigers West	5-0	3.09	15	0	0	0	1	23.1	21	87	12	8	1	0	16	25	4	1	.241
	Connecticut	0-0	0.00	1	0	0	0	0	2.0	2	8	0	0	0	0	1	3	0	0	.250
MINOR LEAGUE TOTALS		5-0	2.84	16	0	0	0	1	25.1	23	95	12	8	1	0	17	28	4	1	.242

RIGHANDED PITCHER

BORN: October 17, 1997 - Bayamon, PR
RESIDENCE: Bayamon, PR

REYES, DANIEL ALBERTO

HEIGHT: 6-1
WEIGHT: 200
RECOMMENDED/SIGNED BY: Nick Avila (Tigers)

SCHOOL: University of Miami

HOW OBTAINED: Selected by the Tigers in the 28th round of the June 2018 draft

Year	Club	AVG	G	AB	R	H	TB	2B	3B	HR	RBI	SH	SF	HB	BB	SO	SB	CS	OBP	SLG	E
2018	GCL Tigers East	.286	47	161	29	46	84	15	1	7	27	0	3	2	22	33	12	5	.372	.522	0
	Connecticut	.320	6	25	4	8	10	2	0	0	6	0	0	0	1	5	0	0	.346	.400	0
MINOR LEAGUE TOTALS		.290	53	186	33	54	94	17	1	7	33	0	3	2	23	38	12	5	.369	.505	0

OUTFIELDER

BORN: Miami Springs, FL
RESIDENCE: Miami Springs, FL

REYES, MARCOS ANTONIO

HEIGHT: 6-0
WEIGHT: 170
RECOMMENDED/SIGNED BY: Jesus Mendoza (Tigers)

HOW OBTAINED: Signed by the Tigers as a non-drafted free agent on March 21, 2018

Year	Club	W-L	ERA	G	GS	CG	SHO	SV	IP	H	AB	R	ER	HR	HB	BB	SO	WP	BK	AVG
2018	DSL Tigers1	3-0	7.43	15	0	0	0	0	23.0	34	103	27	19	2	1	20	15	5	1	.330

RIGHANDED PITCHER

BORN: April 4, 1998 - Ciudad Guayana, VZ
RESIDENCE: San Felix, VZ

RIVAS, JOSE GREGORIO

HEIGHT: 5-11
WEIGHT: 160
RECOMMENDED/SIGNED BY: Jesus Mendoza/Devlis Pacheco (Tigers)

HOW OBTAINED: Signed by the Tigers as a non-drafted free agent on November 22, 2018

Year	Club	W-L	ERA	G	GS	CG	SHO	SV	IP	H	AB	R	ER	HR	HB	BB	SO	WP	BK	AVG	
(2019 will be first professional season)																					

RIGHANDED PITCHER

BORN: December 20, 2001 - Maracay, VZ
RESIDENCE: Valencia, VZ

RIVERA, REYNALDO

HEIGHT: 6-6
WEIGHT: 215
RECOMMENDED/SIGNED BY: Bryson Barber (Tigers)

SCHOOL: Chipola Junior College (FL)

HOW OBTAINED: Selected by the Tigers in the second round of the June 2017 draft

Year	Club	AVG	G	AB	R	H	TB	2B	3B	HR	RBI	SH	SF	HB	BB	SO	SB	CS	OBP	SLG	E
2017	Connecticut	.187	52	182	16	34	51	9	1	2	26	0	5	2	18	55	3	1	.261	.280	6
2018	West Michigan	.237	115	410	41	97	160	28	4	9	62	0	7	1	36	119	3	2	.295	.390	10
MINOR LEAGUE TOTALS		.221	167	592	57	131	211	37	5	11	88	0	12	3	54	174	6	3	.284	.356	16

FIRST BASEMAN

BORN: June 14, 1997 - San Juan, PR
RESIDENCE: West Palm Beach, FL

RODRIGUEZ, ELVIN MIGUEL

HEIGHT: 6-3
WEIGHT: 151
HOW OBTAINED: Acquired by the Tigers along with Grayson Long from Los Angeles (AL) in exchange for Justin Upton on August 31, 2017

RIGHANDED PITCHER

BORN: March 31, 1998 - San Cristobal, DR
RESIDENCE: Bani, DR



TIGERS MINOR LEAGUE PLAYERS

(Rodriguez, cont.)

Year	Club	W-L	ERA	G	GS	CG	SHO	SV	IP	H	AB	R	ER	HR	HB	BB	SO	WP	BK	AVG
2015	DSL Angels	0-6	4.59	12	11	0	0	0	51.0	48	192	29	26	4	9	19	36	2	1	.250
2016	DSL Angels	2-0	1.50	7	6	0	0	0	30.0	14	101	5	5	2	0	8	34	0	0	.139
	AZL Angels	2-2	1.57	7	5	0	0	2	28.2	18	102	6	5	1	1	6	23	2	0	.176
2017	Orem	5-1	2.50	11	11	0	0	0	54.0	45	201	18	15	5	6	11	49	1	0	.224
	Burlington	0-2	4.50	3	3	0	0	0	14.0	20	58	9	7	2	1	3	12	4	0	.345
2018	West Michigan	8-7	3.34	21	21	0	0	0	113.1	108	424	49	42	9	6	32	109	3	4	.255
MINOR LEAGUE TOTALS		17-18	3.09	61	57	0	0	2	291.0	253	1078	116	100	23	23	79	263	12	5	.235

RODRIGUEZ, HECTOR JESUS

HEIGHT: 6-4

WEIGHT: 210

RECOMMENDED/SIGNED BY: Alejandro Rodriguez/Jesus Mendoza (Tigers)

HOW OBTAINED: Signed by the Tigers as a non-drafted free agent on June 13, 2014

Year	Club	W-L	ERA	G	GS	CG	SHO	SV	IP	H	AB	R	ER	HR	HB	BB	SO	WP	BK	AVG
2014	VSL Tigers	1-1	2.35	5	0	0	0	0	7.2	5	26	3	2	0	2	3	5	1	0	.192
2015	VSL Tigers	2-3	3.48	24	0	0	0	14	31.0	28	123	15	12	1	3	8	34	6	0	.228
2016	GCL Tigers East	5-0	1.95	16	0	0	0	0	27.2	21	99	11	6	0	1	16	23	7	1	.212
2017	GCL Tigers East	0-0	6.20	14	0	0	0	0	20.1	15	75	15	14	3	2	24	11	6	0	.200
2018	GCL Tigers East	1-2	6.95	12	0	0	0	0	22.0	25	87	18	17	0	6	10	17	8	1	.287
MINOR LEAGUE TOTALS		9-6	4.22	71	0	0	0	14	108.2	94	410	62	51	4	14	61	90	28	2	.229

RIGHTHANDED PITCHER

BORN: December 4, 1996 - Maracay, VZ

RESIDENCE: Maracay, VZ

RODRIGUEZ, JESUS GREGORIO

HEIGHT: 6-3

WEIGHT: 170

RECOMMENDED/SIGNED BY: Alejandro Rodriguez (Tigers)

HOW OBTAINED: Signed by the Tigers as a non-drafted free agent on July 3, 2014

Year	Club	W-L	ERA	G	GS	CG	SHO	SV	IP	H	AB	R	ER	HR	HB	BB	SO	WP	BK	AVG
2015	VSL Tigers	6-1	2.18	13	8	0	0	0	53.2	40	186	14	13	2	4	6	30	2	0	.215
2016	GCL Tigers East	1-0	4.38	11	1	0	0	0	24.2	20	93	16	12	4	4	13	17	1	1	.215
2017	GCL Tigers East	3-3	3.26	11	11	0	0	0	58.0	59	230	31	21	4	4	10	27	3	1	.257
2018	West Michigan	5-7	4.35	22	22	0	0	0	124.0	133	493	72	60	9	5	37	90	9	0	.270
MINOR LEAGUE TOTALS		15-11	3.66	57	42	0	0	0	260.1	252	1002	133	106	19	17	66	164	15	2	.251

RIGHTHANDED PITCHER

BORN: February 16, 1998 - Carupano, VZ

RESIDENCE: Araya, VZ

RODRIGUEZ, JOSE MIGUEL

HEIGHT: 6-1

WEIGHT: 170

RECOMMENDED/SIGNED BY: Aldo Perez/Carlos Santana (Tigers)

HOW OBTAINED: Signed by the Tigers as a non-drafted free agent on July 3, 2017

Year	Club	AVG	G	AB	R	H	TB	2B	3B	HR	RBI	SH	SF	HB	BB	SO	SB	CS	OBP	SLG	E
2018	DSL Tigers2	.225	57	169	19	38	54	10	0	2	23	2	4	3	23	65	3	10	.322	.320	3

OUTFIELDER

BORN: March 19, 2001 - Santo Domingo, DR

RESIDENCE: Santo Domingo, DR

ROSA, DYLAN

HEIGHT: 6-1

WEIGHT: 210

RECOMMENDED/SIGNED BY: Jeff Kunkel (Tigers)

SCHOOL: Kent State University

HOW OBTAINED: Selected by the Tigers in the 18th round of the June 2017 draft

Year	Club	AVG	G	AB	R	H	TB	2B	3B	HR	RBI	SH	SF	HB	BB	SO	SB	CS	OBP	SLG	E
2017	GCL Tigers West	.000	1	2	0	0	0	0	0	0	1	0	1	0	0	1	0	0	.000	.000	0
	Connecticut	.213	43	141	17	30	48	6	0	4	18	1	3	0	17	56	8	2	.292	.340	7
2018	West Michigan	.229	107	376	53	86	146	15	6	11	53	0	0	3	42	129	5	6	.311	.388	8
MINOR LEAGUE TOTALS		.224	151	519	70	116	194	21	6	15	72	1	4	3	59	186	13	8	.304	.374	15

LEFT FIELDER

BORN: June 27, 1996 - Chicago, IL

RESIDENCE: Aurora, IL

ROSOFF, JON

HEIGHT: 5-9

WEIGHT: 175

RECOMMENDED/SIGNED BY: Jim Bretz (Tigers)

SCHOOL: Army

HOW OBTAINED: Signed by the Tigers as a non-drafted free agent on June 20, 2018

Year	Club	AVG	G	AB	R	H	TB	2B	3B	HR	RBI	SH	SF	HB	BB	SO	SB	CS	OBP	SLG	E
2018	GCL Tigers East	.000	3	4	2	0	0	0	0	0	0	0	0	1	3	0	0	0	.200	.000	0
	GCL Tigers West	.283	21	46	9	13	17	2	1	0	6	1	0	1	9	4	3	2	.411	.370	0
MINOR LEAGUE TOTALS		.260	24	50	11	13	17	2	1	0	6	1	0	1	10	7	3	2	.393	.340	0

CATCHER

BORN: November 14, 1994 - Chapel Hill, NC

RESIDENCE: Durham, NC

RUDECINDO, MAXIMIGUEL

HEIGHT: 6-3

WEIGHT: 185

RECOMMENDED/SIGNED BY: Aldo Perez/Carlos Santana (Tigers)

HOW OBTAINED: Signed by the Tigers as a non-drafted free agent on February 1, 2019

Year	Club	W-L	ERA	G	GS	CG	SHO	SV	IP	H	AB	R	ER	HR	HB	BB	SO	WP	BK	AVG
(2019 will be first professional season)																				

RIGHTHANDED PITCHER

BORN: March 21, 1999 - Santo Domingo Norte, DR

RESIDENCE: Santo Domingo, DR

TIGERS MINOR LEAGUE PLAYERS



SALAZAR, JOSEPH JHONAIKER

HEIGHT: 6-1
WEIGHT: 175
RECOMMENDED/SIGNED BY: Alejandro Rodriguez/Oscar Garcia (Tigers)
HOW OBTAINED: Signed by the Tigers as a non-drafted free agent on July 6, 2016

BATS: R
THROWS: R

RIGHANDED PITCHER

BORN: September 24, 1999 - Caracas, VZ
RESIDENCE: Caracas, VZ

Year	Club	W-L	ERA	G	GS	CG	SHO	SV	IP	H	AB	R	ER	HR	HB	BB	SO	WP	BK	AVG
2017	DSL Tigers	1-2	2.35	13	5	0	0	0	46.0	41	177	22	12	0	4	17	31	9	0	.232
2018	DSL Tigers1	3-5	3.90	14	13	0	0	0	57.2	57	220	37	25	2	5	24	43	8	2	.259
MINOR LEAGUE TOTALS		4-7	3.21	27	18	0	0	0	103.2	98	397	59	37	2	9	41	74	17	2	.247

SANDOVAL, JHON EYDER

HEIGHT: 6-2
WEIGHT: 172
RECOMMENDED/SIGNED BY: Alejandro Rodriguez/Jesus Mendoza (Tigers)
HOW OBTAINED: Signed by the Tigers as a non-drafted free agent on July 4, 2016

BATS: R
THROWS: R

LEFT FIELDER

BORN: November 14, 1999 - Chivacoa, VZ
RESIDENCE: Chivacoa, VZ

Year	Club	AVG	G	AB	R	H	TB	2B	3B	HR	RBI	SH	SF	HB	BB	SO	SB	CS	OBP	SLG	E
2017	DSL Tigers	.206	42	141	17	29	52	6	4	3	16	2	0	1	8	69	1	1	.253	.369	4
2018	DSL Tigers2	.181	32	105	11	19	26	5	1	0	9	0	1	2	16	51	3	2	.298	.248	1
MINOR LEAGUE TOTALS		.195	74	246	28	48	78	11	5	3	25	2	1	3	24	120	4	3	.274	.317	5

SANTANA, ANDY VLADIMIR

HEIGHT: 6-3
WEIGHT: 190
RECOMMENDED/SIGNED BY: Carlos Santana/Ramon Perez (Tigers)
HOW OBTAINED: Signed by the Tigers as a non-drafted free agent on August 26, 2016

BATS: R
THROWS: R

RIGHANDED PITCHER

BORN: October 27, 1999 - San Jose de Ocoa, DR
RESIDENCE: San Jose de Ocoa, DR

Year	Club	W-L	ERA	G	GS	CG	SHO	SV	IP	H	AB	R	ER	HR	HB	BB	SO	WP	BK	AVG
2017	DSL Tigers	1-6	5.23	14	10	0	0	0	41.1	52	180	31	24	2	4	22	38	9	1	.289
2018	DSL Tigers1	2-1	3.27	7	0	0	0	1	11.0	10	42	5	4	2	2	7	11	2	0	.238
MINOR LEAGUE TOTALS		3-7	4.82	21	10	0	0	1	52.1	62	228	36	28	4	6	29	49	11	1	.279

SCHMIDT, CLATE CONNOR

HEIGHT: 6-2
WEIGHT: 200
RECOMMENDED/SIGNED BY: Grant Brittain (Tigers)
SCHOOL: Clemson University
HOW OBTAINED: Selected by the Tigers in the 20th round of the June 2016 draft

BATS: R
THROWS: R

RIGHANDED PITCHER

BORN: December 10, 1993 - Beaufort, SC
RESIDENCE: Acworth, GA

Year	Club	W-L	ERA	G	GS	CG	SHO	SV	IP	H	AB	R	ER	HR	HB	BB	SO	WP	BK	AVG
2016	Connecticut	1-1	4.57	15	1	0	0	0	21.2	26	87	12	11	1	0	11	17	1	1	.299
2017	Connecticut	0-1	1.50	10	0	0	0	0	12.0	7	45	4	2	1	0	0	12	1	0	.156
	West Michigan	1-0	6.55	9	0	0	0	0	22.0	28	88	19	16	2	0	5	13	1	0	.318
2018	West Michigan	9-2	2.59	33	1	0	4	76.1	75	284	26	22	4	4	20	73	6	0	0	.264
	Lakeland	0-0	2.45	2	0	0	0	3.2	4	15	1	1	0	0	0	3	0	0	0	.267
MINOR LEAGUE TOTALS		11-4	3.45	69	2	0	0	5	135.2	140	519	62	52	8	4	36	118	9	1	.270

SCHRIBER, JOHN ROBERT

HEIGHT: 6-2
WEIGHT: 210
RECOMMENDED/SIGNED BY: Jeff Kunkel (Tigers)
SCHOOL: University of Northwestern Ohio
HOW OBTAINED: Selected by the Tigers in the 15th round of the June 2016 draft

BATS: R
THROWS: R

RIGHANDED PITCHER

BORN: March 5, 1994 - Wyandotte, MI
RESIDENCE: Rockwood, MI

Year	Club	W-L	ERA	G	GS	CG	SHO	SV	IP	H	AB	R	ER	HR	HB	BB	SO	WP	BK	AVG
2016	Connecticut	2-3	2.76	18	0	0	0	0	29.1	23	108	14	9	0	1	9	24	5	0	.213
2017	West Michigan	5-1	0.54	27	0	0	0	11	50.1	25	170	5	3	0	3	8	70	0	0	.147
2018	Erie	3-7	2.48	49	0	0	0	18	58.0	47	210	25	16	2	4	19	59	3	0	.224
MINOR LEAGUE TOTALS		10-11	1.83	94	0	0	0	29	137.2	95	488	44	28	2	8	36	153	8	0	.195

SEID, CHAD BRYAN

HEIGHT: 6-3
WEIGHT: 205
RECOMMENDED/SIGNED BY: Harold Zonder (Tigers)
SCHOOL: Miami University (OH)
HOW OBTAINED: Selected by the Tigers in the 27th round of the June 2016 draft

BATS: L
THROWS: R

OUTFIELDER

BORN: March 30, 1994 - Cleveland, OH
RESIDENCE: Medina, OH

Year	Club	AVG	G	AB	R	H	TB	2B	3B	HR	RBI	SH	SF	HB	BB	SO	SB	CS	OBP	SLG	E
2016	GCL Tigers West	.275	43	153	15	42	68	10	5	2	29	1	3	8	11	29	8	1	.349	.444	13
	Connecticut	.125	7	24	4	3	4	1	0	0	2	0	1	2	0	9	1	0	.185	.167	1
2017	West Michigan	.268	80	272	41	73	128	16	3	11	41	1	3	10	21	52	1	1	.340	.471	8
	Lakeland	.158	5	19	1	3	4	1	0	0	3	1	1	0	1	4	0	0	.190	.211	2
2018	Lakeland	.287	55	216	31	62	81	9	2	2	32	0	4	11	11	36	1	1	.347	.375	6
	Erie	.255	48	165	21	42	58	8	1	2	23	0	3	6	13	46	1	0	.326	.352	1
MINOR LEAGUE TOTALS		.265	238	849	113	225	343	45	11	17	130	3	15	37	57	176	12	3	.333	.404	31

PLAYER DEVELOPMENT & SCOUTING



TIGERS MINOR LEAGUE PLAYERS

SHEPHERD, ZACHARY (ZAC) WILLIAM DENNIS

HEIGHT: 6-3
WEIGHT: 185

BATS: R
THROWS: R

THIRD BASEMAN

BORN: September 14, 1995 - Sydney, AUS
RESIDENCE: Sydney, AUS

RECOMMENDED/SIGNED BY: Glenn Williams/Kevin Hooker (Tigers)

HOW OBTAINED: Signed by the Tigers as a non-drafted free agent on July 4, 2012

Year	Club	AVG	G	AB	R	H	TB	2B	3B	HR	RBI	SH	SF	HB	BB	SO	SB	CS	OBP	SLG	E
2014	GCL Tigers	.301	51	173	34	52	86	12	5	4	29	0	5	2	21	44	5	1	.373	.497	12
2015	West Michigan	.245	114	383	48	94	130	17	2	5	51	3	7	3	47	117	4	3	.327	.339	17
2016	Lakeland	.186	121	409	62	76	143	20	1	15	50	2	2	4	64	159	0	0	.301	.350	31
2017	West Michigan	.158	41	139	17	22	28	6	0	0	13	0	1	1	25	64	0	2	.289	.201	7
	Lakeland	.208	65	226	28	47	88	6	1	11	29	0	2	5	27	107	0	2	.304	.389	4
2018	West Michigan	.254	22	67	12	17	20	3	0	0	6	0	0	1	19	20	1	0	.425	.299	2
	Lakeland	.189	62	190	27	36	68	13	2	5	25	0	2	5	28	90	0	0	.307	.358	9
MINOR LEAGUE TOTALS		.217	476	1587	228	344	563	77	11	40	203	5	19	21	231	601	10	8	.321	.355	82

SHERLEY, LUKE

HEIGHT: 6-1
WEIGHT: 190

BATS: R
THROWS: R

SHORTSTOP

BORN: May 7, 1996 - Houston, TX
RESIDENCE: Spring, TX

RECOMMENDED/SIGNED BY: Matt Lea (Tigers)

SCHOOL: Texas State University

HOW OBTAINED: Selected by the Tigers in the 14th round of the June 2018 draft

Year	Club	AVG	G	AB	R	H	TB	2B	3B	HR	RBI	SH	SF	HB	BB	SO	SB	CS	OBP	SLG	E
2018	GCL Tigers West	.167	2	6	2	1	2	1	0	0	1	0	0	0	4	0	1	0	.500	.333	0
	Connecticut	.246	17	57	6	14	19	2	0	1	6	0	0	0	8	14	4	0	.338	.333	0
	West Michigan	.171	24	76	2	13	15	0	1	0	7	0	2	0	9	19	4	1	.253	.197	4
MINOR LEAGUE TOTALS		.201	43	139	10	28	36	3	1	1	14	0	2	0	21	33	9	1	.302	.259	4

SHORE, LOGAN MICHAEL

HEIGHT: 6-2
WEIGHT: 215

BATS: R
THROWS: R

RIGHTHANDED PITCHER

BORN: December 28, 1994 - St. Paul, MN
RESIDENCE: Scottsdale, AZ

SCHOOL: University of Florida

HOW OBTAINED: Acquired by the Tigers as a player to be named later from Oakland in exchange for Mike Fiers on September 19, 2018...additional player to be named later in the trade was Nolan Blackwood

Year	Club	W-L	ERA	G	GS	CG	SHO	SV	IP	H	AB	R	ER	HR	HB	BB	SO	WP	BK	AVG
2016	Vermont	0-2	2.57	7	7	0	0	0	21.0	17	82	10	6	1	0	7	21	2	0	.207
2017	AZL Athletics	0-0	0.00	3	3	0	0	0	8.0	2	26	0	0	0	0	0	13	0	0	.077
	Stockton	2-5	4.09	17	14	0	0	1	72.2	81	293	38	33	5	0	16	74	0	0	.276
2018	Stockton	2-0	1.21	4	4	0	0	0	22.1	18	82	3	4	0	3	2	25	0	0	.220
	Midland	1-6	5.50	13	13	0	0	0	68.2	85	278	44	32	7	2	19	49	2	0	.306
MINOR LEAGUE TOTALS		5-13	3.92	44	41	0	0	1	192.2	203	761	95	84	13	5	44	182	4	0	.267

SILVA, ALFREDO JOSE

HEIGHT: 6-3
WEIGHT: 180

BATS: L
THROWS: L

LEFTHANDED PITCHER

BORN: July 27, 1998 - Barquisimeto, VZ
RESIDENCE: Barquisimeto, VZ

RECOMMENDED/SIGNED BY: Alejandro Rodriguez/Jesus Mendoza (Tigers)

HOW OBTAINED: Signed by the Tigers as a non-drafted free agent on July 6, 2015

Year	Club	W-L	ERA	G	GS	CG	SHO	SV	IP	H	AB	R	ER	HR	HB	BB	SO	WP	BK	AVG
2016	DSL Tigers	1-2	2.81	14	11	0	0	0	48.0	46	190	27	15	1	3	26	51	5	2	.242
2017	GCL Tigers East	0-5	4.71	11	11	0	0	0	49.2	66	201	31	26	3	3	16	30	3	1	.328
2018	GCL Tigers West	4-1	2.25	8	7	0	0	0	40.0	28	140	10	3	2	18	38	3	0	0	.200
	Connecticut	0-2	9.35	5	2	0	0	0	8.2	7	30	11	9	0	2	13	7	0	0	.233
MINOR LEAGUE TOTALS		5-10	3.69	38	31	0	0	0	146.1	147	561	79	60	7	10	73	126	11	3	.262

SILVA, RICARDO ANTONIO

HEIGHT: 6-1
WEIGHT: 165

BATS: L
THROWS: L

LEFTHANDED PITCHER

BORN: April 14, 2000 - Barquisimeto, VZ
RESIDENCE: Barquisimeto, VZ

RECOMMENDED/SIGNED BY: Alejandro Rodriguez/Jesus Mendoza (Tigers)

HOW OBTAINED: Signed by the Tigers as a non-drafted free agent on July 6, 2016

Year	Club	W-L	ERA	G	GS	CG	SHO	SV	IP	H	AB	R	ER	HR	HB	BB	SO	WP	BK	AVG
2017	DSL Tigers	4-2	2.41	16	0	0	2	41.0	37	163	16	11	0	1	4	35	2	0	0	.227
2018	DSL Tigers1	2-5	3.51	14	6	0	0	1	56.1	61	222	30	22	0	2	3	57	4	3	.275
MINOR LEAGUE TOTALS		6-7	3.05	30	6	0	0	3	97.1	98	385	46	33	0	3	7	92	6	3	.255

SILVERIO, GRESUAN

HEIGHT: 6-0
WEIGHT: 202

BATS: S
THROWS: R

CATCHER

BORN: January 5, 1999 - Puerto Plata, DR
RESIDENCE: Puerto Plata, DR

RECOMMENDED/SIGNED BY: Ramon Perez/Carlos Santana (Tigers)

HOW OBTAINED: Signed by the Tigers as a non-drafted free agent on July 2, 2015

Year	Club	AVG	G	AB	R	H	TB	2B	3B	HR	RBI	SH	SF	HB	BB	SO	SB	CS	OBP	SLG	E
2016	DSL Tigers	.264	47	174	23	46	66	9	1	3	25	0	0	3	12	32	0	1	.323	.379	4
2017	GCL Tigers East	.331	42	136	10	45	61	8	1	2	29	0	2	1	22	23	1	1	.422	.449	3
	Connecticut	.000	2	6	0	0	0	0	0	0	0	0	0	0	1	0	0	0	.000	.000	0
2018	Connecticut	.232	40	138	11	32	42	10	0	0	17	1	4	2	11	35	0	0	.290	.304	5
MINOR LEAGUE TOTALS		.271	131	454	44	123	169	27	2	5	71	1	6	6	45	91	1	2	.341	.372	12

TIGERS MINOR LEAGUE PLAYERS



SIMCOX, AUSTIN (A.J.) JAY

HEIGHT: 6-3
WEIGHT: 188
RECOMMENDED/SIGNED BY: Harold Zonder (Tigers)
SCHOOL: University of Tennessee

BATS: R
THROWS: R

SHORTSTOP

BORN: June 22, 1994 - Knoxville, TN
RESIDENCE: Knoxville, TN

HOW OBTAINED: Selected by the Tigers in the 14th round of the June 2015 draft

Year	Club	AVG	G	AB	R	H	TB	2B	3B	HR	RBI	SH	SF	HB	BB	SO	SB	CS	OBP	SLG	E
2015	GCL Tigers	.333	4	15	4	5	5	0	0	0	1	0	0	0	1	3	2	0	.375	.333	2
	Connecticut	.270	25	100	14	27	34	5	1	0	12	0	2	1	5	14	5	2	.306	.340	2
	West Michigan	.400	20	85	11	34	40	3	0	1	8	0	0	1	5	11	4	2	.440	.471	1
2016	Lakeland	.262	127	527	76	138	182	19	5	5	51	4	7	2	28	108	7	5	.298	.345	30
2017	Erie	.250	125	436	55	109	165	22	5	8	36	6	4	1	27	72	12	5	.293	.378	29
2018	Lakeland	.235	39	136	17	32	47	1	4	2	22	1	3	0	15	34	3	0	.305	.346	3
	Erie	.205	51	166	22	34	48	4	2	2	20	3	1	1	12	45	3	2	.261	.289	8
MINOR LEAGUE TOTALS		.259	391	1465	199	379	521	54	17	18	150	14	17	6	93	287	36	16	.302	.356	75

SIRIT, ROLANDO DAVID

HEIGHT: 6-3
WEIGHT: 165
RECOMMENDED/SIGNED BY: Jesus Mendoza/Oscar Garcia (Tigers)

BATS: R
THROWS: R

RIGHTHANDED PITCHER

BORN: November 12, 2001 - Puerto Cabello, VZ
RESIDENCE: Puerto Cabello, VZ

HOW OBTAINED: Signed by the Tigers as a non-drafted free agent on July 4, 2018

Year	Club	W-L	ERA	G	GS	CG	SHO	SV	IP	H	AB	R	ER	HR	HB	BB	SO	WP	BK	AVG
(2019 will be first professional season)																				

SITTINGER, BRANDYN BERNARD

HEIGHT: 6-1
WEIGHT: 205
RECOMMENDED/SIGNED BY: Jeff Kunkel (Tigers)

BATS: R
THROWS: R

RIGHTHANDED PITCHER

BORN: June 6, 1994 - Elyria, OH
RESIDENCE: La Grange, OH

SCHOOL: Ashland University

HOW OBTAINED: Selected by the Tigers in the 17th round of the June 2016 draft

Year	Club	W-L	ERA	G	GS	CG	SHO	SV	IP	H	AB	R	ER	HR	HB	BB	SO	WP	BK	AVG
2016	GCL Tigers West	0-1	2.08	6	0	0	0	2	8.2	11	36	3	2	0	0	3	12	0	0	.306
	Connecticut	0-0	0.00	8	0	0	0	0	8.2	6	31	0	0	0	0	5	8	2	0	.194
	Lakeland	0-0	5.40	2	0	0	0	0	3.1	4	14	2	2	0	0	1	4	0	0	.286
2017	Connecticut	1-0	1.06	11	0	0	0	2	17.0	13	62	2	2	0	0	6	21	0	0	.210
	West Michigan	3-1	3.38	7	0	0	0	1	13.1	12	53	7	5	1	0	7	18	0	0	.226
2018	West Michigan	2-1	4.67	15	0	0	0	1	34.2	32	133	21	18	2	0	20	46	5	0	.241
	Lakeland	0-0	1.80	10	0	0	0	1	15.0	12	57	3	3	0	0	12	21	1	0	.211
MINOR LEAGUE TOTALS		6-3	2.86	59	0	0	0	7	100.2	90	386	38	32	3	0	54	130	8	0	.233

SKUBAL, TARIK DANIEL

HEIGHT: 6-3
WEIGHT: 215
RECOMMENDED/SIGNED BY: Dave Dangler (Tigers)

BATS: L
THROWS: L

LEFTHANDED PITCHER

BORN: November 20, 1996 - Hayward, CA
RESIDENCE: Tempe, AZ

SCHOOL: Seattle University

HOW OBTAINED: Selected by the Tigers in the ninth round of the June 2018 draft

Year	Club	W-L	ERA	G	GS	CG	SHO	SV	IP	H	AB	R	ER	HR	HB	BB	SO	WP	BK	AVG
2018	GCL Tigers West	1-0	0.00	2	1	0	0	0	3.0	2	12	2	0	0	0	1	5	1	1	.167
	Connecticut	0-0	0.75	4	0	0	0	1	12.0	8	41	1	1	0	0	2	17	0	0	.195
	West Michigan	2-0	0.00	3	0	0	0	1	7.1	5	25	0	0	0	0	1	11	0	0	.200
MINOR LEAGUE TOTALS		3-0	0.40	9	1	0	0	2	22.1	15	78	3	1	0	0	4	33	1	1	.192

SMITH JR., KELVIN B.

HEIGHT: 6-1
WEIGHT: 185
RECOMMENDED/SIGNED BY: Bryson Barber (Tigers)

BATS: R
THROWS: R

SHORTSTOP

BORN: October 30, 1999 - Atlanta, GA
RESIDENCE: College Park, GA

SCHOOL: Redan High School (GA)

HOW OBTAINED: Selected by the Tigers in the 20th round of the June 2018 draft

Year	Club	AVG	G	AB	R	H	TB	2B	3B	HR	RBI	SH	SF	HB	BB	SO	SB	CS	OBP	SLG	E
2018	GCL Tigers East	.202	34	124	17	25	37	4	1	2	9	0	1	3	8	51	9	2	.265	.298	13

SMITH, HUGH

HEIGHT: 6-8
WEIGHT: 220
RECOMMENDED/SIGNED BY: Dave Dangler (Tigers)

BATS: R
THROWS: R

RIGHTHANDED PITCHER

BORN: March 25, 1997 - Seattle, WA
RESIDENCE: Sammamish, WA

SCHOOL: Whitworth University (WA)

HOW OBTAINED: Selected by the Tigers in the sixth round of the June 2018 draft

Year	Club	W-L	ERA	G	GS	CG	SHO	SV	IP	H	AB	R	ER	HR	HB	BB	SO	WP	BK	AVG
2018	Did Not Pitch																			

SODDERS, AUSTIN ROYCE

HEIGHT: 6-4
WEIGHT: 210

BATS: L
THROWS: L

LEFTHANDED PITCHER

BORN: April 29, 1995 - Riverside, CA
RESIDENCE: Moreno Valley, CA



TIGERS MINOR LEAGUE PLAYERS

(Sodders, cont.)

RECOMMENDED/SIGNED BY: Steve Pack (Tigers)

SCHOOL: University of California, Riverside

HOW OBTAINED: Selected by the Tigers in the seventh round of the June 2016 draft

Year	Club	W-L	ERA	G	GS	CG	SHO	SV	IP	H	AB	R	ER	HR	HB	BB	SO	WP	BK	AVG
2016	Connecticut	0-3	2.29	13	13	0	0	0	39.1	35	152	13	10	2	2	5	33	3	0	.230
2017	West Michigan	7-0	1.40	11	11	0	0	0	64.1	49	226	10	10	2	1	13	65	2	0	.217
	Lakeland	4-5	2.17	12	12	1	1	0	74.2	55	271	21	18	0	6	17	57	3	0	.203
2018	Lakeland	3-2	4.05	8	8	0	0	0	46.2	36	169	22	21	4	0	8	41	0	0	.213
MINOR LEAGUE TOTALS		14-10	2.36	44	44	1	1	1	225.0	175	818	66	59	8	9	43	196	8	0	.214

STALSBERG, MITCHELL

HEIGHT: 6-0

WEIGHT: 215

RECOMMENDED/SIGNED BY: Ryan Johnson (Tigers)

SCHOOL: Winona State University

HOW OBTAINED: Selected by the Tigers in the 23rd round of the June 2017 draft

Year	Club	W-L	ERA	G	GS	CG	SHO	SV	IP	H	AB	R	ER	HR	HB	BB	SO	WP	BK	AVG
2017	GCL Tigers West	0-2	3.94	9	8	0	0	0	29.2	24	109	14	13	2	2	11	34	0	0	.220
2018	Connecticut	1-0	1.95	14	0	0	0	0	27.2	18	97	10	6	0	2	15	34	2	0	.186
	West Michigan	0-0	0.00	3	0	0	0	1	8.0	4	28	1	0	0	0	5	7	2	0	.143
MINOR LEAGUE TOTALS		1-2	2.62	26	8	0	0	1	65.1	46	234	25	19	2	4	31	75	4	0	.197

LEFTHANDED PITCHER

BATS: L

THROWS: L

BORN: January 12, 1996 - Viroqua, WI

RESIDENCE: Viroqua, WI

STHORMES, ANDRES ALEJANDRO DE JESUS

HEIGHT: 5-10

WEIGHT: 188

RECOMMENDED/SIGNED BY: Alejandro Rodriguez (Tigers)

HOW OBTAINED: Signed by the Tigers as a non-drafted free agent on May 14, 2013

Year	Club	AVG	G	AB	R	H	TB	2B	3B	HR	RBI	SH	SF	HB	BB	SO	SB	CS	OBP	SLG	E
2013	VSL Tigers	.232	26	56	6	13	18	2	0	1	7	0	0	2	4	14	2	1	.306	.321	0
2014	VSL Tigers	.284	49	155	22	44	55	7	2	0	21	0	1	2	6	12	7	3	.317	.355	5
2015	GCL Tigers West	.240	32	100	9	24	31	2	1	1	21	3	1	4	8	18	0	1	.319	.310	4
2016	GCL Tigers West	.254	20	59	7	15	23	3	1	1	11	0	3	0	3	7	1	0	.277	.390	1
	Connecticut	.211	11	38	3	8	12	2	1	0	3	1	0	1	2	11	0	0	.268	.316	2
	Lakeland	.667	1	3	0	2	2	0	0	1	0	0	0	0	0	1	0	0	.667	.667	0
2017	Connecticut	.254	19	67	9	17	27	1	3	1	7	0	0	0	15	0	2	.254	.403	2	
2018	Lakeland	.176	48	153	18	27	32	3	1	0	11	2	0	4	6	39	1	0	.227	.209	8
MINOR LEAGUE TOTALS		.238	206	631	74	150	200	20	9	4	82	6	5	13	29	117	11	6	.283	.317	22

CATCHER

BORN: August 7, 1996 - Cabimas, VZ

RESIDENCE: Cabimas, VZ

STOCK, DYLAN

HEIGHT: 6-4

WEIGHT: 195

RECOMMENDED/SIGNED BY: Jim Bretz (Tigers)

SCHOOL: Binghamton University

HOW OBTAINED: Selected by the Tigers in the 25th round of the June 2017 draft

Year	Club	W-L	ERA	G	GS	CG	SHO	SV	IP	H	AB	R	ER	HR	HB	BB	SO	WP	BK	AVG
2017	GCL Tigers West	2-2	1.35	17	0	0	0	4	26.2	13	90	6	4	1	1	7	34	4	1	.144
	Connecticut	0-0	0.00	1	0	0	0	0	1.0	0	2	0	0	0	0	1	0	0	0	.000
2018	Connecticut	2-3	3.94	22	0	0	0	0	29.2	31	117	23	13	2	1	18	30	7	1	.265
	West Michigan	1-0	3.38	5	1	0	0	0	13.1	13	53	9	5	0	2	3	14	1	0	.245
MINOR LEAGUE TOTALS		5-5	2.80	45	1	0	0	4	70.2	57	262	38	22	3	4	29	78	12	2	.218

RIGHTHANDED PITCHER

BORN: July 21, 1996 - Bellmore, NY

RESIDENCE: Bellmore, NY

SKUTNIK, TRENT ROBERT

HEIGHT: 6-1

WEIGHT: 193

RECOMMENDED/SIGNED BY: Garrett Guest (Tigers)

SCHOOL: University of Michigan

HOW OBTAINED: Selected by the Tigers in the 20th round of the June 2014 draft

Year	Club	W-L	ERA	G	GS	CG	SHO	SV	IP	H	AB	R	ER	HR	HB	BB	SO	WP	BK	AVG
2014	GCL Tigers	0-0	3.48	4	0	0	0	0	10.1	13	39	4	4	1	1	3	7	0	0	.333
	West Michigan	0-1	4.42	9	0	0	0	0	18.1	20	68	11	9	0	1	4	14	2	0	.294
	Lakeland	0-0	1.00	4	0	0	0	0	9.0	4	30	1	1	1	1	5	8	2	0	.133
2015	Connecticut	1-0	0.00	3	0	0	0	1	10.0	6	35	1	0	0	0	2	10	0	0	.171
	West Michigan	3-1	3.88	9	9	0	0	0	53.1	48	200	26	23	6	3	14	40	1	1	.240
	Lakeland	1-4	5.84	11	9	0	0	0	44.2	63	183	30	29	4	1	17	27	3	0	.344
2016	West Michigan	3-4	2.64	22	10	0	0	1	85.1	80	319	33	25	6	1	20	68	5	1	.251
	Lakeland	0-3	7.52	6	6	0	0	0	26.1	36	106	23	22	2	1	11	17	1	0	.340
2017	West Michigan	6-2	2.72	34	2	0	0	4	89.1	78	334	29	27	6	3	18	74	4	0	.234
2018	Lakeland	2-2	0.53	10	0	0	0	0	17.0	13	57	3	1	0	1	1	10	1	0	.228
	Erie	4-2	3.43	34	0	0	0	1	44.2	44	175	22	17	4	2	18	51	6	0	.251
MINOR LEAGUE TOTALS		20-19	3.48	146	36	0	0	7	408.1	405	1546	183	158	30	15	113	326	25	2	.262

LEFTHANDED PITCHER

BORN: August 21, 1993 - Jackson, MI

RESIDENCE: Temperance, MI

TIGERS MINOR LEAGUE PLAYERS



TEJEDA, BRIANT MANUEL

HEIGHT: 6-2
WEIGHT: 185
RECOMMENDED/SIGNED BY: Aldo Perez/Carlos Santana (Tigers)
HOW OBTAINED: Signed by the Tigers as a non-drafted free agent on May 7, 2018

BATS: R
THROWS: R

RIGHTHANDED PITCHER

BORN: February 19, 2000 - Santo Domingo, DR
RESIDENCE: Santo Domingo, DR

Year	Club	W-L	ERA	G	GS	CG	SHO	SV	IP	H	AB	R	ER	HR	HB	BB	SO	WP	BK	AVG
2018	DSL Tigers1	1-0	4.76	13	0	0	0	0	17.0	14	60	12	9	0	4	20	17	4	0	.233

TERRERO, RICHARD RAYLLY

HEIGHT: 6-6
WEIGHT: 220
RECOMMENDED/SIGNED BY: Ramon Perez/Carlos Santana (Tigers)
HOW OBTAINED: Signed by the Tigers as a non-drafted free agent on September 3, 2016

BATS: L
THROWS: L

LEFTHANDED PITCHER

BORN: September 9, 1997 - Santo Domingo, DR
RESIDENCE: Santo Domingo, DR

Year	Club	W-L	ERA	G	GS	CG	SHO	SV	IP	H	AB	R	ER	HR	HB	BB	SO	WP	BK	AVG
2017	GCL Tigers East	1-1	3.55	9	9	0	0	0	33.0	33	123	14	13	2	5	21	35	6	3	.268
2018	Did Not Pitch																			

THIELBAR, CALEB JOHN

HEIGHT: 6-0
WEIGHT: 206
SCHOOL: South Dakota State University
HOW OBTAINED: Signed by the Tigers as a Minor League free agent on January 24, 2018

BATS: R
THROWS: L

LEFTHANDED PITCHER

BORN: January 31, 1987 - Northfield, MN
RESIDENCE: Ft. Collins, CO

Year	Club	W-L	ERA	G	GS	CG	SHO	SV	IP	H	AB	R	ER	HR	HB	BB	SO	WP	BK	AVG
2009	AZL Brewers	6-1	1.59	14	2	0	0	0	45.1	44	179	16	8	1	0	7	46	3	0	.246
	Helena	0-0	0.00	2	0	0	0	0	1.2	0	4	0	0	0	0	1	2	0	0	.000
2010	Helena	0-0	3.68	9	0	0	0	0	14.2	16	56	7	6	2	0	0	9	1	0	.286
	Wisconsin	0-2	5.60	30	0	0	0	3	53.0	65	221	41	33	6	0	14	43	0	0	.294
2011	Fort Myers	1-0	0.00	3	1	0	0	0	7.1	1	24	0	0	0	0	5	5	1	0	.042
2012	Fort Myers	1-1	0.00	7	0	0	0	1	12.1	4	40	1	0	0	2	2	16	0	0	.100
	New Britain	2-0	1.80	16	0	0	0	4	25.0	18	91	5	5	1	0	3	26	0	0	.198
	Rochester	3-1	3.57	25	1	0	0	1	40.1	42	158	19	16	5	1	16	32	3	0	.266
2013	Rochester	1-1	3.76	17	0	0	0	1	26.1	27	104	13	11	1	1	8	34	2	0	.260
	Minnesota	3-2	1.76	49	0	0	0	0	46.0	24	156	11	9	4	0	14	39	1	0	.154
2014	Minnesota	2-1	3.40	54	0	0	0	0	47.2	51	182	19	18	3	1	16	35	0	0	.280
2015	Rochester	5-3	2.81	29	0	0	0	0	32.0	30	119	10	10	1	1	18	19	0	0	.252
	El Paso	0-0	0.73	9	0	0	0	0	12.1	9	46	1	1	1	1	5	7	0	0	.196
	Minnesota	0-0	5.40	6	0	0	0	0	5.0	5	19	3	3	0	0	0	5	1	0	.263
2018	Erie	3-0	1.42	27	0	0	0	0	38.0	28	139	7	6	1	0	3	40	1	0	.201
	Toledo	4-1	3.32	12	0	0	0	0	19.0	20	74	9	7	2	1	2	11	0	0	.270
MINOR LEAGUE TOTALS		26-10	2.83	200	4	0	0	10	327.1	304	1255	129	103	21	7	84	290	11	0	.242
MAJOR LEAGUE TOTALS		5-3	2.74	109	0	0	0	0	98.2	80	357	33	30	7	1	30	79	2	0	.224

THOMAS, KYLE

HEIGHT: 6-3
WEIGHT: 195
RECOMMENDED/SIGNED BY: Jeff Kunkel (Tigers)
SCHOOL: University of Northwestern Ohio

BATS: R
THROWS: R

RIGHTHANDED PITCHER

BORN: March 5, 1995 - Mississauga, CAN
RESIDENCE: New Tecumseth, CAN

HOW OBTAINED: Selected by the Tigers in the 30th round of the June 2017 draft

Year	Club	W-L	ERA	G	GS	CG	SHO	SV	IP	H	AB	R	ER	HR	HB	BB	SO	WP	BK	AVG
2017	GCL Tigers West	0-0	6.00	2	0	0	0	1	3.0	4	13	2	2	0	0	0	4	0	0	.308
2018	Did Not Pitch																			

TOBEY, JARED

HEIGHT: 6-4
WEIGHT: 225
RECOMMENDED/SIGNED BY: Jeff Kunkel (Tigers)
SCHOOL: Wayne State University

BATS: R
THROWS: L

LEFTHANDED PITCHER

BORN: March 11, 1996 - St. Clair, MI
RESIDENCE: St. Clair, MI

HOW OBTAINED: Selected by the Tigers in the 30th round of the June 2018 draft

Year	Club	W-L	ERA	G	GS	CG	SHO	SV	IP	H	AB	R	ER	HR	HB	BB	SO	WP	BK	AVG
2018	GCL Tigers East	1-4	4.17	11	10	0	0	0	36.2	36	136	19	17	3	4	20	29	8	0	.265

TORRES, MIKE JESUS

HEIGHT: 5-10
WEIGHT: 140
RECOMMENDED/SIGNED BY: Alejandro Rodriguez/Delvis Pacheco (Tigers)
HOW OBTAINED: Signed by the Tigers as a non-drafted free agent on November 2, 2015

BATS: R
THROWS: R

INFIELDER

BORN: February 10, 1998 - Maracay, VZ
RESIDENCE: Aragua, VZ

Year	Club	AVG	G	AB	R	H	TB	2B	3B	HR	RBI	SH	SF	HB	BB	SO	CS	OBP	SLG	E	
2016	DSL Tigers	.184	49	136	10	25	29	4	0	0	11	3	1	4	9	33	0	4	.253	.213	14
2017	GCL Tigers East	.179	31	78	7	14	15	1	0	0	4	1	0	4	8	21	2	4	.289	.192	10
2018	GCL Tigers East	.245	38	110	18	27	32	5	0	0	4	0	1	1	11	34	6	3	.317	.291	3
MINOR LEAGUE TOTALS		.204	118	324	35	66	76	10	0	0	19	4	2	9	28	88	8	11	.284	.235	27



TIGERS MINOR LEAGUE PLAYERS

TORRES, OSWAL, JESUS

HEIGHT: 6-3
WEIGHT: 165

BATS: R
THROWS: R

RIGHTHANDED PITCHER

BORN: May 5, 2000 - Anzoategui, VZ
RESIDENCE: Anzoategui, VZ

RECOMMENDED/SIGNED BY: Jesus Mendoza/Raul Leiva (Tigers)

HOW OBTAINED: Signed by the Tigers as a non-drafted free agent on December 12, 2017

Year	Club	W-L	ERA	G	GS	CG	SHO	SV	IP	H	AB	R	ER	HR	HB	BB	SO	WP	BK	AVG
2018	DSL Tigers2	1-2	9.77	12	1	0	0	1	15.2	14	55	18	17	0	3	21	14	8	0	.255
	DSL Tigers1	0-1	4.00	4	0	0	0	0	9.0	9	31	4	4	1	1	6	3	2	0	.290
MINOR LEAGUE TOTALS		1-3	7.66	16	1	0	0	1	24.2	23	86	22	21	1	4	27	17	10	0	.267

TORTOSA, CRISTHIAN EDUARDO

HEIGHT: 6-4
WEIGHT: 170

BATS: L
THROWS: L

LEFTHANDED PITCHER

BORN: October 30, 1998 - La Victoria, VZ
RESIDENCE: La Victoria, VZ

RECOMMENDED/SIGNED BY: Alejandro Rodriguez/Delvis Pacheco (Tigers)

HOW OBTAINED: Signed by the Tigers as a non-drafted free agent on July 6, 2015

Year	Club	W-L	ERA	G	GS	CG	SHO	SV	IP	H	AB	R	ER	HR	HB	BB	SO	WP	BK	AVG
2016	GCL Tigers East	0-1	4.12	13	0	0	0	0	19.2	16	72	11	9	0	3	10	18	4	0	.222
2017	GCL Tigers East	3-2	3.68	11	1	0	0	0	29.1	20	101	17	12	0	3	17	29	2	1	.198
2018	GCL Tigers East	0-1	13.89	12	0	0	0	0	11.2	16	49	18	18	2	3	17	12	7	0	.327
MINOR LEAGUE TOTALS		3-4	5.79	36	1	0	0	0	60.2	52	222	46	39	2	9	44	59	13	1	.234

TUCK, AVERY RICHARD

HEIGHT: 6-4
WEIGHT: 195

BATS: S
THROWS: R

OUTFIELDER

BORN: December 28, 1997 - Baltimore, MD
RESIDENCE: San Diego, CA

RECOMMENDED/SIGNED BY: Dave Lottsfeldt (Tigers)

SCHOOL: New Mexico Junior College

HOW OBTAINED: Selected by the Tigers in the 17th round of the June 2018 draft

Year	Club	AVG	G	AB	R	H	TB	2B	3B	HR	RBI	SH	SF	HB	BB	SO	SB	CS	OBP	SLG	E
2018	GCL Tigers East	.214	4	14	4	3	6	0	0	1	1	0	0	1	5	5	0	0	.450	.429	0
	GCL Tigers West	.158	33	95	7	15	27	6	0	2	11	0	2	4	14	50	5	1	.287	.284	2
MINOR LEAGUE TOTALS		.165	37	109	11	18	33	6	0	3	12	0	2	5	19	55	5	1	.311	.303	2

ULLDA, ALEXIS NEDMAR

HEIGHT: 5-10
WEIGHT: 150

BATS: R
THROWS: R

INFIELDER

BORN: December 18, 2001 - Caracas, VZ
RESIDENCE: Petare, VZ

RECOMMENDED/SIGNED BY: Jesus Mendoza/Oscar Garcia (Tigers)

HOW OBTAINED: Signed by the Tigers as a non-drafted free agent on July 4, 2018

Year	Club	AVG	G	AB	R	H	TB	2B	3B	HR	RBI	SH	SF	HB	BB	SO	SB	CS	OBP	SLG	E
(2019 will be first professional season)																					

VALDEZ, ALBERT MIGUEL

HEIGHT: 6-2
WEIGHT: 165

BATS: L
THROWS: L

LEFTHANDED PITCHER

BORN: July 5, 1999 - Santiago de los Caballeros, DR
RESIDENCE: Santiago de los Caballeros, DR

HOW OBTAINED: Signed by the Tigers as a Minor League free agent on June 22, 2018

Year	Club	W-L	ERA	G	GS	CG	SHO	SV	IP	H	AB	R	ER	HR	HB	BB	SO	WP	BK	AVG
2018	DSL Royals	0-0	6.75	2	0	0	0	0	4.0	1	12	3	3	0	2	2	0	3	0	.083
2018	DSL Tigers2	0-2	7.71	10	0	0	0	0	11.2	15	48	13	10	2	0	6	9	3	0	.312
MINOR LEAGUE TOTALS		0-2	7.47	12	0	0	0	0	15.2	16	60	16	13	2	2	8	9	6	0	.267

VALENCIA, EDUARDO ANDRES

HEIGHT: 6-2
WEIGHT: 180

BATS: R
THROWS: R

CATCHER

BORN: January 25, 2000 - Valencia, VZ
RESIDENCE: Valencia, VZ

RECOMMENDED/SIGNED BY: Aldo Perez/Carlos Santana (Tigers)

HOW OBTAINED: Signed by the Tigers as a non-drafted free agent on April 24, 2018

Year	Club	AVG	G	AB	R	H	TB	2B	3B	HR	RBI	SH	SF	HB	BB	SO	SB	CS	OBP	SLG	E
2018	DSL Tigers1	.313	57	198	30	62	77	13	1	0	26	3	5	4	21	23	6	5	.382	.389	7

VALENTE, JOHN

HEIGHT: 5-11
WEIGHT: 190

BATS: S
THROWS: R

THIRD BASEMAN

BORN: June 23, 1995 - New Rochelle, NY
RESIDENCE: New Rochelle, NY

RECOMMENDED/SIGNED BY: Jim Bretz (Tigers)

SCHOOL: St. John's University

HOW OBTAINED: Selected by the Tigers in the 21st round of the June 2018 draft

Year	Club	AVG	G	AB	R	H	TB	2B	3B	HR	RBI	SH	SF	HB	BB	SO	SB	CS	OBP	SLG	E
2018	GCL Tigers West	.344	33	128	19	44	60	8	1	2	21	0	1	0	5	7	10	4	.366	.469	6
	West Michigan	.333	13	54	7	18	23	5	0	0	1	0	0	1	1	9	0	3	.357	.426	3
	Lakeland	.571	2	7	4	4	4	0	0	0	0	0	0	0	1	0	0	0	.571	.571	0
MINOR LEAGUE TOTALS		.349	48	189	26	66	87	13	1	2	22	0	1	1	6	17	10	7	.371	.460	9

TIGERS MINOR LEAGUE PLAYERS



VANCENA, JAYCE DANIEL

HEIGHT: 6-4
WEIGHT: 220
RECOMMENDED/SIGNED BY: Jeff Kunkel (Tigers)
SCHOOL: University of Michigan
HOW OBTAINED: Selected by the Tigers in the 31st round of the June 2018 draft

RIGHTHANDED PITCHER

BATS: R
THROWS: R
BORN: April 25, 1996 - Oregon, Ohio
RESIDENCE: Millbury, OH

Year	Club	W-L	ERA	G	GS	CG	SHO	SV	IP	H	AB	R	ER	HR	HB	BB	SO	WP	BK	AVG
2018	GCL Tigers East	5-2	2.52	13	11	0	0	0	41.0	50	162	32	25	4	5	10	33	7	0	.309
	Connecticut	0-2	0.00	3	1	0	0	0	7.2	5	28	2	0	0	0	1	7	1	0	.179
MINOR LEAGUE TOTALS		0-8	4.62	15	12	0	0	0	48.2	55	190	34	25	4	5	11	40	8	0	.289

VASQUEZ, JOSE HUMBERTO

HEIGHT: 6-0
WEIGHT: 208
RECOMMENDED/SIGNED BY: Alejandro Rodriguez/Delvis Pacheco (Tigers)
HOW OBTAINED: Signed by the Tigers as a non-drafted free agent on March 30, 2015

RIGHTHANDED PITCHER

BATS: R
THROWS: R
BORN: March 19, 1996 - Valle de la Pascua, VZ
RESIDENCE: Aragua, VZ

Year	Club	W-L	ERA	G	GS	CG	SHO	SV	IP	H	AB	R	ER	HR	HB	BB	SO	WP	BK	AVG
2015	VSL Tigers	5-2	2.52	13	10	0	0	1	53.2	41	188	21	15	1	6	15	36	4	3	.218
2016	GCL Tigers West	2-1	2.90	9	8	0	0	0	40.1	38	152	13	13	3	3	8	33	3	0	.250
	Connecticut	0-0	9.53	2	1	0	0	0	5.2	10	25	6	6	0	0	1	3	1	0	.400
2017	Connecticut	1-2	3.89	10	8	0	0	0	39.1	35	152	21	17	1	1	16	33	2	0	.230
2018	Connecticut	5-4	3.45	13	13	1	0	0	60.0	61	235	36	23	1	2	23	42	2	0	.260
	West Michigan	1-3	9.00	4	4	0	0	0	15.0	25	65	18	15	2	2	11	6	0	0	.385
MINOR LEAGUE TOTALS		14-12	3.74	51	44	1	0	1	214.0	210	817	115	89	8	14	74	153	12	3	.257

VAZQUEZ, JUAN ALBERTO

HEIGHT: 6-2
WEIGHT: 165
RECOMMENDED/SIGNED BY: Alejandro Rodriguez (Tigers)
HOW OBTAINED: Signed by the Tigers as a non-drafted free agent on November 2, 2016

LEFTHANDED PITCHER

BATS: L
THROWS: L
BORN: July 2, 1999 - Guasave, MEX
RESIDENCE: Guasave, MEX

Year	Club	W-L	ERA	G	GS	CG	SHO	SV	IP	H	AB	R	ER	HR	HB	BB	SO	WP	BK	AVG
2017	DSL Tigers	0-5	5.40	15	2	0	0	1	30.0	38	120	26	18	0	2	12	29	2	0	.317
2018	DSL Tigers2	0-3	2.49	16	0	0	0	4	25.1	28	103	12	7	0	2	9	21	1	0	.272
MINOR LEAGUE TOTALS		0-8	4.07	31	2	0	0	5	55.1	66	223	38	25	0	4	21	50	3	0	.296

VELIZ, FRANK ALEJANDRO

HEIGHT: 5-11
WEIGHT: 160
RECOMMENDED/SIGNED BY: Alejandro Rodriguez/Oscar Garcia (Tigers)
HOW OBTAINED: Signed by the Tigers as a non-drafted free agent on July 6, 2016

SHORTSTOP

BATS: R
THROWS: R
BORN: September 10, 1989 - Caracas, VZ
RESIDENCE: Petare, VZ

Year	Club	AVG	G	AB	R	H	TB	2B	3B	HR	RBI	SH	SF	HB	BB	SO	SB	CS	OBP	SLG	E
2017	DSL Tigers	.220	24	82	10	18	22	0	2	0	3	0	0	4	9	19	1	0	.326	.268	4
2018	DSL Tigers2	.282	57	206	40	58	70	7	1	1	17	1	3	8	18	40	16	7	.357	.340	12
MINOR LEAGUE TOTALS		.264	81	288	50	76	92	7	3	1	20	1	3	12	27	59	17	7	.348	.319	16

VERDON, JORDAN

HEIGHT: 6-3
WEIGHT: 190
RECOMMENDED/SIGNED BY: Steve Pack (Tigers)
SCHOOL: Granite Hills High School (CA)
HOW OBTAINED: Selected by the Tigers in the 23rd round of the June 2018 draft

FIRST BASEMAN

BATS: L
THROWS: R
BORN: January 7, 1997 - San Diego, CA
RESIDENCE: El Cajon, CA

Year	Club	AVG	G	AB	R	H	TB	2B	3B	HR	RBI	SH	SF	HB	BB	SO	SB	CS	OBP	SLG	E
2018	GCL Tigers West	.381	12	42	10	16	28	5	2	1	16	0	3	1	8	4	0	0	.463	.667	1
	Connecticut	.206	29	107	7	22	26	4	0	0	9	0	0	2	9	19	0	1	.280	.243	4
	Lakeland	.143	2	7	0	1	1	0	0	0	0	0	0	1	1	0	0	0	.250	.143	0
MINOR LEAGUE TOTALS		.250	43	156	17	39	55	9	2	1	25	0	3	3	18	24	0	1	.333	.353	5

VEST, WILLIAM (WILL)

HEIGHT: 6-1
WEIGHT: 190
RECOMMENDED/SIGNED BY: Matt Lea (Tigers)
SCHOOL: Stephen F. Austin State University
HOW OBTAINED: Selected by the Tigers in the 12th round of the June 2017 draft

RIGHTHANDED PITCHER

BATS: R
THROWS: R
BORN: June 6, 1995 - Houston, TX
RESIDENCE: Missouri City, TX

Year	Club	W-L	ERA	G	GS	CG	SHO	SV	IP	H	AB	R	ER	HR	HB	BB	SO	WP	BK	AVG
2017	Connecticut	3-1	2.83	21	0	0	0	2	28.2	15	96	9	9	1	2	9	28	3	0	.156
2018	West Michigan	3-4	4.84	20	0	0	0	5	35.1	43	145	28	19	0	3	12	44	4	1	.297
	Lakeland	1-0	6.08	10	0	0	0	0	13.1	16	56	9	9	1	1	2	12	1	0	.286
MINOR LEAGUE TOTALS		7-5	4.31	51	0	0	0	7	77.1	74	297	46	37	2	6	23	84	8	1	.249

VILLARROEL, JAVIER ALEJANDRO

HEIGHT: 6-1
WEIGHT: 180
BATS: R
THROWS: R

RIGHTHANDED PITCHER

BORN: October 31, 1997 - Caracas, VZ
RESIDENCE: Caracas, VZ



TIGERS MINOR LEAGUE PLAYERS

(Villarreal, cont.)

RECOMMENDED/SIGNED BY: Alejandro Rodriguez/Oscar Garcia (Tigers)

HOW OBTAINED: Signed by the Tigers as a non-drafted free agent on July 3, 2014

Year	Club	W-L	ERA	G	GS	CG	SHO	SV	IP	H	AB	R	ER	HR	HB	BB	SO	WP	BK	AVG
2015	VSL Tigers	1-4	5.97	13	0	0	0	0	28.2	32	113	26	19	0	4	16	16	4	0	.283
2016	GCL Tigers East	2-3	4.68	10	7	0	0	0	32.3	33	123	19	17	1	6	9	15	5	0	.268
2017	GCL Tigers West	2-3	3.69	10	10	0	0	0	46.1	50	185	29	19	0	4	14	30	9	1	.270
2018	Did Not Pitch																			
MINOR LEAGUE TOTALS		6-9	4.60	33	17	0	0	0	107.2	115	421	74	55	1	14	39	61	18	1	.273

WARNER, EUGENE (BURRIS) BURRIS

HEIGHT: 6-0

WEIGHT: 190

RECOMMENDED/SIGNED BY: Oneri Fleita (Tigers)

SCHOOL: Marshall University

HOW OBTAINED: Selected by the Tigers in the 22nd round of the June 2016 draft

Year	Club	W-L	ERA	G	GS	CG	SHO	SV	IP	H	AB	R	ER	HR	HB	BB	SO	WP	BK	AVG
2016	GCL Tigers West	3-1	0.69	9	0	0	0	1	13.0	5	42	1	1	0	0	3	14	1	0	.119
	Lakeland	2-0	7.88	7	0	0	0	0	8.0	11	35	7	7	0	0	8	6	2	0	.314
2017	Connecticut	3-1	4.15	14	1	0	0	0	26.0	27	103	14	12	0	2	8	27	3	0	.262
	West Michigan	0-0	4.00	4	0	0	0	2	9.0	4	30	5	4	0	0	5	9	0	0	.133
	Lakeland	0-0	4.50	1	0	0	0	0	2.0	3	9	1	1	0	0	1	1	0	0	.333
2018	West Michigan	1-3	1.14	14	3	0	0	1	39.1	37	156	15	5	0	1	8	49	2	0	.237
	Lakeland	4-1	2.18	20	2	0	0	0	41.1	41	158	13	10	0	2	13	38	5	0	.259
MINOR LEAGUE TOTALS		13-6	2.60	69	6	0	0	0	138.2	128	533	56	40	0	5	46	144	13	0	.240

RIGHANDED PITCHER

BORN: October 15, 1994 - Auburndale, FL

RESIDENCE: Auburndale, FL

WATKINS, SPENSER DAVID

HEIGHT: 6-2

WEIGHT: 195

RECOMMENDED/SIGNED BY: Ryan Johnson (Tigers)

SCHOOL: Western Oregon University

HOW OBTAINED: Selected by the Tigers in the 30th round of the June 2014 draft

Year	Club	W-L	ERA	G	GS	CG	SHO	SV	IP	H	AB	R	ER	HR	HB	BB	SO	WP	BK	AVG
2014	GCL Tigers	3-2	3.83	10	8	0	0	0	42.1	38	156	20	18	4	0	20	43	5	0	.244
2015	Connecticut	5-4	2.23	12	12	0	0	0	64.2	45	233	21	16	1	1	19	55	3	0	.193
	West Michigan	0-0	3.38	4	3	0	0	0	18.2	21	73	7	7	0	1	6	14	0	0	.288
2016	West Michigan	5-3	3.82	13	12	1	0	0	75.1	79	293	34	32	6	1	22	69	4	0	.270
	Erie	0-0	6.75	1	1	0	0	0	4.0	7	16	3	3	1	0	3	1	0	0	.438
2017	West Michigan	9-3	3.22	16	16	0	0	0	89.1	89	340	38	32	8	3	32	66	10	0	.262
	Lakeland	0-1	4.87	6	2	0	0	1	20.1	27	86	15	11	2	0	9	17	2	0	.314
2018	Lakeland	8-4	2.24	22	13	2	1	1	112.1	91	405	31	28	5	4	33	89	11	0	.225
	Erie	1-2	5.40	3	3	0	0	0	15.0	16	61	9	9	1	0	7	18	0	0	.262
	Toledo	1-1	4.66	2	2	0	0	0	9.2	8	36	5	5	2	0	5	6	0	0	.222
MINOR LEAGUE TOTALS		32-20	3.21	89	72	3	1	2	451.2	421	1699	183	161	30	10	156	378	35	0	.248

RIGHANDED PITCHER

BORN: August 27, 1992 - Phoenix, AZ

RESIDENCE: Peoria, AZ

WELHAF JR., ROBERT (ROBBIE) KENNETH

HEIGHT: 6-1

WEIGHT: 190

RECOMMENDED/SIGNED BY: Taylor Black (Tigers)

SCHOOL: Elon University

HOW OBTAINED: Signed by the Tigers as a non-drafted free agent on June 18, 2018

Year	Club	W-L	ERA	G	GS	CG	SHO	SV	IP	H	AB	R	ER	HR	HB	BB	SO	WP	BK	AVG
2018	GCL Tigers East	1-1	3.77	14	1	0	0	3	31.0	31	119	14	13	2	1	8	27	3	0	.261
	Connecticut	0-0	4.76	5	0	0	0	0	5.2	7	24	3	3	0	0	2	5	1	0	.292
MINOR LEAGUE TOTALS		1-1	3.93	19	1	0	0	3	36.2	38	143	17	16	2	1	10	32	4	0	.266

RIGHANDED PITCHER

BORN: May 19, 1995 - Doylestown, PA

RESIDENCE: Pipersville, PA

WOLF, ADAM CHARLES

HEIGHT: 6-6

WEIGHT: 225

RECOMMENDED/SIGNED BY: Harold Zonder (Tigers)

SCHOOL: University of Louisville

HOW OBTAINED: Selected by the Tigers in the fifth round of the June 2018 draft

Year	Club	W-L	ERA	G	GS	CG	SHO	SV	IP	H	AB	R	ER	HR	HB	BB	SO	WP	BK	AVG
2018	GCL Tigers West	0-0	0.00	2	2	0	0	0	6.2	5	23	0	0	0	0	4	5	0	0	.217
	Connecticut	1-1	2.67	10	10	0	0	0	30.1	25	111	9	9	0	3	8	27	1	0	.225
MINOR LEAGUE TOTALS		1-1	2.19	12	12	0	0	0	37.0	30	134	9	9	0	3	12	32	1	0	.224

LEFTHANDED PITCHER

BORN: December 26, 1996 - Norwalk, OH

RESIDENCE: Milan, OH

YEGUEZ, ENRIQUE LUIS

HEIGHT: 5-11

WEIGHT: 165

RECOMMENDED/SIGNED BY: Raul Leiva/Jesus Mendoza (Tigers)

HOW OBTAINED: Signed by the Tigers as a non-drafted free agent on October 19, 2017

Year	Club	W-L	ERA	G	GS	CG	SHO	SV	IP	H	AB	R	ER	HR	HB	BB	SO	WP	BK	AVG
2018	DSL Tigers1	1-2	7.15	7	0	0	0	0	11.1	15	48	13	9	1	2	7	14	0	0	.313

RIGHANDED PITCHER

BORN: December 4, 2000 - Mariguitar, VZ

RESIDENCE: Mariguitar, VZ

SPRING TRAINING





PUBLIX FIELD AT JOKER MARCHANT STADIUM TIGERTOWN SPRING TRAINING IN LAKELAND, FLORIDA

FACTS AND FIGURES

Stadium Location: 2301 Lakeland Hills Blvd., Lakeland, FL 33805

Playing Field Distances: Left Field Line, 340 feet; Center Field, 420 feet; Right Field Line, 340 feet.

Seating Capacity: 9,568

First Game: March 12, 1966 vs. Minnesota Twins

The Detroit Tigers return to Spring Training in 2019 for their 83rd season in Lakeland, and their 54th at Publix Field at Joker Marchant Stadium.

The Tigers first trained in Lakeland in 1934 at Henley Field before moving a mile north to Joker Marchant Stadium in 1966. In July 2014, the Tigers agreed to extend their relationship with Lakeland for 20 additional years, ensuring their winter home remains in Lakeland for an unprecedented 100 years, through 2036.

Marchant Stadium was named in honor of the late Joker Marchant, Lakeland's former parks and recreation director. The all-concrete grandstand of the stadium was built by the City of Lakeland at a cost of \$500,000, and originally seated 4,900 spectators. Expansion projects beginning in the early 1970s brought the capacity to 7,100, and was recently upped again to more than 9,500. Previous renovations have included the addition of lights that allowed the first night game to be played in Lakeland in 1972, and a food/picnic court that was added in 1994 to enhance the fan experience.

Thanks to the support of the City of Lakeland, Polk County, the State of Florida and Publix, Joker Marchant Stadium underwent significant renovations prior to the 2017 season, improving training facilities for players, meeting space for the coaching staff and the gameday experience for fans.

The Tigers have trained exclusively in Lakeland since 1934, except for a three-year wartime sabbatical to Evansville, IN, from 1943-45. The association between the Detroit Tigers and City of Lakeland remains the longest-lasting relationship between a Major League team and a current Spring Training host city.

The Tigers all-time record at Publix Field at Joker Marchant Stadium is 428-346-28 and 4,232,044 fans have paid to see Tigers Grapefruit League games since the park opened.

All-Time Tigers Spring Training Sites

1901	Detroit, MI	1913-15	Gulfport, MS	1930	Tampa, FL
1902	Ypsilanti, MI	1916-18	Waxahachie, TX	1931	Sacramento, CA
1903-04	Shreveport, LA	1919-20	Macon, GA	1932	Palo Alto, CA
1905-07	Augusta, GA	1921	San Antonio, TX	1933	San Antonio, TX
1908	Hot Springs, AR	1922-26	Augusta, GA	1934-42	Lakeland, FL
1909-10	San Antonio, TX	1927-28	San Antonio, TX	1943-45	Evansville, IN
1911-12	Monroe, LA	1929	Phoenix, AZ	1946-	Lakeland, FL

PUBLIX  **FIELD**
JOKER MARCHANT STADIUM



PUBLIX FIELD AT JOKER MARCHANT STADIUM FEATURES

MORE SHADE

There are six sections that were recently covered (211-216), increasing the number of covered seats (rows N and up) from 1,246 to 2,098 (increase of 41%), while more seats are shaded with the extended roof.

EXTENDED PROTECTIVE NETTING

Installed before the 2018 season, extended netting now shields fans sitting in sections 100 to 115. The state-of-the-art netting places Publix Field at Joker Marchant Stadium among the best facilities in terms of fan safety not only in the Minor Leagues, but across all of baseball.

CONCESSION STANDS AND OFFERINGS

The concession stands were recently rebuilt and expanded with all new equipment, offering more items, while rotating in new items to keep the menu fresh and exciting. A new point of sale system has been installed, aimed at shortening wait times, and digital menu boards allow for seamless posting of new food offerings and specials.

RESTROOMS

The number of women's restroom toilets recently increased 50%, from 48 to 72. Men's toilets/urinals also increased from 38 to 48. Two family restrooms were also added.

WHEELCHAIR ACCESSIBLE SEATING


Four wheelchair accessible seating sections were recently added atop sections 212, 214, 215 and 216, and while the wheelchair accessible section in 205 was removed, the number of ADA seats (wheelchairs and companion seats) increased from 30 to 42. Two additional elevators have been added, bringing the total to three. Elevators are now located near the home plate, first base and third base entrances.

PEPSI PAVILION

Featuring two tiers with covering to protect against the sun and rain, the Pepsi Pavilion is perfect for groups ranging from 30-200 people. A mix of fixed stadium seats, drink rails and picnic tables allow for groups to watch the action, or socialize with friends and family while enjoying an all-you-can-eat picnic.

MARGARITAVILLE

Presented by Margaritaville Rum & Tequila, the Florida themed Margaritaville Deck is located down the right field line, and mixes a Florida theme with views of the bullpens and clubhouse. Featuring two tiers of seating, Margaritaville is available during Spring Training to groups of 44-120, and doubles as a group/public space during the Flying Tigers season.



LED HD VIDEO DISPLAYS AND SCOREBOARD

The stadium features a state-of-the-art HD videoboard and scoreboard, measuring 46 feet wide by 26 feet tall (1,196 square feet). It is one of the largest boards in all of Spring Training, and sits atop the berm in left field, along with a ribbon board in right field. These boards will improve the gameday experience, from more player information and stats to new and exciting in-game promotions.

THE RUNWAY

Built on top of the former Lodwick Field Airstrip, The Runway connects the first base concourse and the berm, providing fans a 360-degree view of the field. Fans are able to watch the game from drink rails or beach chair seating, providing a special look into the bullpens. Fans in this area are also able to check out the history of TigerTown, and enjoy unique food and drink offerings.

CLUBHOUSE AND WEIGHT ROOM

New clubhouses were recently constructed for the Detroit Tigers and Flying Tigers, in addition to a 7,068 square-foot weight room and agility area, which is among the largest in all of professional baseball.

MINOR LEAGUE AND PRACTICE FIELDS

The TigerTown observation tower allows player development staff to get a 360-degree view of the four practice fields. One field has been replaced with artificial turf, making it suitable for play shortly after rain storms and allowing year-round activity, while the other fields are undergoing constant improvement. Practice mounds and a 9,000 square-foot air-conditioned indoor batting cage were also recently built.

REHABILITATION FACILITIES

The athletic training facility is outfitted with some of today's most advanced treatment and rehabilitative modalities, allowing Lakeland to become a year-round rehabilitation and training facility for all Major and Minor League players. From class IV laser technology to neuromuscular stimulation, the Tigers sports medicine staff is well equipped to promote a more efficient environment for the healing process to take place.

FETZER HALL AND TIGERTOWN FACILITIES

Adjacent to the 12-acre tract on which the stadium is situated is TigerTown, the Tigers Minor League training site since 1953. A three-story dormitory provides housing for 190 players and coaches. It was dedicated in 1971 and named in honor of the late John Fetzer, former owner and president of the Detroit Tigers. The move to the TigerTown facility in 1953 was aided by the use of barracks that were originally part of the Lodwick School of Aeronautics, a British training school for aviation cadets during World War II. The school closed in August, 1945, and was converted to a city airport, which was later named Lodwick Field. The barracks from the former training school allowed the team to provide room and board for players throughout Spring Training.

The original setup at Lodwick Field boasted four diamonds, a fieldhouse, recreation room and a dining hall, which was said to have served nearly 16,000 meals during Spring Training in 1953. The field provided the club with an all-encompassing facility that could serve the needs of the Minor League system during Spring Training. When the facility opened in 1953, the club owned three Minor League affiliates, and had working agreements with four other clubs. The 1953 Detroit Tigers Press Book stated that 200 rookies would be given the opportunity to display their wares in the first Minor League Spring Training, held at what is now the TigerTown complex.



TIGERS SPRING TRAINING INFORMATION

2019 SPRING SCHEDULE

DAY	DATE	OPPONENT	SITE	TIME*	TV/RADIO	
Friday	February 22	Southeastern University	Publix Field at Joker Marchant Stadium, Lakeland	1:05		
Saturday	February 23	Toronto	Dunedin Stadium, Dunedin	1:07	97.1FM	
Sunday	February 24	Philadelphia	Publix Field at Joker Marchant Stadium, Lakeland	1:05	1270AM	
Monday	February 25	St. Louis	Roger Dean Chevrolet Stadium, Jupiter	1:05	FSD#	
		Philadelphia	Spectrum Field, Clearwater	1:05	1270AM	
Tuesday	February 26	New York Mets	First Data Field, Port St. Lucie	1:10		
Wednesday	February 27	New York Yankees	Publix Field at Joker Marchant Stadium, Lakeland	1:05	1270AM	
Thursday	February 28	Atlanta	Champion Stadium, Kissimmee	1:05	1270AM	
Friday	March 1	New York Mets	Publix Field at Joker Marchant Stadium, Lakeland	1:05	1270AM	
Saturday	March 2	Atlanta	Publix Field at Joker Marchant Stadium, Lakeland	1:05	97.1FM	
Sunday	March 3	Baltimore	Ed Smith Stadium, Sarasota	3:05		
		New York Yankees	George M. Steinbrenner Field, Tampa	1:05	97.1FM	
Monday	March 4	St. Louis	Publix Field at Joker Marchant Stadium, Lakeland	1:05	1270AM	
Tuesday	March 5	Toronto	Publix Field at Joker Marchant Stadium, Lakeland	1:05	1270AM	
Wednesday	March 6	Atlanta	Champion Stadium, Kissimmee	1:05	1270AM	
Thursday	March 7	Philadelphia	Publix Field at Joker Marchant Stadium, Lakeland	1:05	1270AM	
Friday	March 8	New York Yankees	George M. Steinbrenner Field, Tampa	6:35	1270AM	
Saturday	March 9	Atlanta	Publix Field at Joker Marchant Stadium, Lakeland	1:05	97.1FM	
Sunday	March 10	New York Yankees	Publix Field at Joker Marchant Stadium, Lakeland	1:05**	1270AM	
Monday	March 11	Minnesota	CenturyLink Sports Complex, Fort Myers	1:05	FSD#	
Tuesday	March 12	Boston	JetBlue Park, Fort Myers	1:05		
Wednesday	March 13	-----OPEN DATE-----				
Thursday	March 14	Boston	Publix Field at Joker Marchant Stadium, Lakeland	1:05	FSD/1270AM	
Friday	March 15	Tampa Bay	Charlotte Sports Park, Port Charlotte	1:05	FSD#	
Saturday	March 16	Pittsburgh	Publix Field at Joker Marchant Stadium, Lakeland	1:05	1270AM	
Sunday	March 17	Atlanta	Publix Field at Joker Marchant Stadium, Lakeland	1:05	FSD+/1270AM	
Monday	March 18	Baltimore	Publix Field at Joker Marchant Stadium, Lakeland	1:05	FSD/1270AM	
		Toronto	Dunedin Stadium, Dunedin	1:07		
Tuesday	March 19	Pittsburgh	LECOM Park, Bradenton	1:05		
Wednesday	March 20	Philadelphia	Spectrum Field, Clearwater	1:05		
Thursday	March 21	Houston	Publix Field at Joker Marchant Stadium, Lakeland	1:05	FSD	
Friday	March 22	Atlanta	Champion Stadium, Kissimmee	1:05	FSD#	
Saturday	March 23	Tampa Bay	Publix Field at Joker Marchant Stadium, Lakeland	1:05	97.1FM	
Sunday	March 24	Toronto	Publix Field at Joker Marchant Stadium, Lakeland	1:05	FSD/97.1FM	
Monday	March 25	Tigers Minor League Stars	Publix Field at Joker Marchant Stadium, Lakeland	1:05		
Tuesday	March 26	Tampa Bay	Tropicana Field, St. Petersburg	12:35	FSD#	

* - All times are Eastern Time (Detroit time)

** - Daylight Savings Time Begins

- Games broadcasted on alternative feeds (FS Midwest/FS North/FS Sun/FS South)

For more information or to purchase tickets, call (863) 413-4140, email springtraining@tigers.com or visit tigers.com/spring.



TIGERS SPRING TRAINING INFORMATION



ALL-TIME ATTENDANCE FIGURES

YEAR	HOME IN FL	ROAD IN FL	TOTAL	OTHER SITES	TOTAL
1966	27,808 (11)	28,180 (11)	55,988 (22)	66,359 (4)	122,347 (26)
1967	28,687 (14)	35,314 (13)	64,001 (27)	None	64,001 (27)
1968	30,258 (15)	37,843 (14)	68,101 (29)	None	68,101 (29)
1969	26,357 (11)	49,269 (14)	75,626 (25)	7,203 (1)	82,829 (26)
1970	28,677 (15)	32,847 (13)	61,524 (28)	None	61,524 (28)
1971	28,620 (14)	41,231 (13)	69,851 (27)	16,684 (2)	86,535 (29)
1972	38,597 (15)	32,035 (10)	70,632 (25)	None	70,632 (25)
1973	42,159 (15)	41,485 (12)	83,742 (27)	None	83,742 (27)
1974	37,408 (13)	37,127 (11)	74,535 (24)	11,183 (3)	85,718 (27)
1975	54,654 (18)	42,034 (14)	96,688 (32)	None	96,688 (32)
1976	31,805 (10)	15,488 (6)	47,293 (16)	None	47,293 (16)
1977	55,770 (16)	43,393 (12)	99,163 (28)	None	99,163 (28)
1978	66,771 (14)	48,438 (12)	115,209 (26)	14,131 (1)	129,340 (27)
1979	63,326 (14)	48,758 (12)	112,084 (26)	None	112,084 (26)
1980	47,912 (10)	45,334 (11)	93,246 (21)	19,044 (2)	112,290 (23)
1981	62,143 (17)	58,765 (17)	120,908 (34)	None	120,908 (34)
1982	69,053 (16)	44,111 (11)	113,164 (27)	None	113,164 (27)
1983	56,926 (14)	46,938 (11)	103,864 (25)	None	103,864 (25)
1984	70,867 (15)	57,471 (13)	128,338 (28)	None	128,338 (28)
1985	84,850 (15)	72,433 (14)	157,283 (29)	19,659 (1)	176,942 (30)
1986	86,764 (15)	68,101 (15)	154,865 (30)	None	154,865 (30)
1987	65,264 (13)	77,571 (16)	142,835 (29)	None	142,835 (29)
1988	90,858 (16)	71,377 (14)	162,235 (30)	None	162,235 (30)
1989	107,507 (17)	80,523 (15)	188,030 (32)	None	188,030 (32)
1990	26,606 (7)	28,569 (9)	55,175 (16)	None	55,175 (16)
1991	85,191 (15)	88,490 (16)	173,681 (31)	None	173,681 (32)
1992	88,700 (14)	86,431 (15)	175,131 (29)	7,218 (1)	182,349 (30)
1993	88,810 (15)	78,770 (14)	167,580 (29)	88,272 (2)	255,852 (31)
1994	87,835 (14)	83,690 (14)	171,525 (28)	26,662 (2)	198,187 (30)
1995	39,179 (19)	42,560 (20)	81,739 (39)	5,975 (1)	87,714 (40)
1996	74,164 (13)	68,933 (16)	143,097 (29)	-----*	143,097 (31)
1997	69,544 (14)	64,198 (15)	133,742 (29)	17,612 (2)	151,354 (31)
1998	77,242 (16)	80,230 (16)	157,472 (32)	8,166 (1)	165,638 (33)
1999	80,440 (15)	76,120 (15)	156,560 (30)	8,816 (1)	165,376 (31)
2000	88,559 (17)	69,106 (14)	157,665 (31)	None	157,665 (31)
2001	75,318 (16)	58,033 (12)	133,351 (28)	None	133,351 (28)
2002	76,789 (19)	64,931 (14)	141,720 (33)	None	141,720 (33)
2003	71,864 (15)	89,083 (16)	160,947 (31)	None	160,947 (31)
2004	85,045 (18)	95,549 (16)	180,594 (34)	None	180,594 (34)
2005	104,808 (17)	82,171 (14)	186,979 (31)	None	186,979 (31)
2006	92,713 (19)	89,168 (17)	181,881 (36)	None	181,881 (36)
2007	122,074 (18)	114,877 (17)	236,951 (35)	None	236,951 (35)
2008	126,124 (17)	89,424 (14)	215,548 (31)	61,906 (2)	277,454 (33)
2009	117,724 (19)	97,855 (15)	215,579 (34)	28,085 (2)	243,664 (36)
2010	115,170 (16)	95,562 (15)	210,732 (31)	36,235 (2)	246,967 (33)
2011	122,827 (18)	101,901 (17)	224,728 (35)	None	224,728 (35)
2012	138,363 (18)	115,437 (16)	253,800 (34)	12,000 (1)	265,800 (35)
2013	139,935 (18)	125,697 (17)	265,632 (35)	None	265,632 (35)
2014	116,226 (15)	102,455 (14)	218,681 (29)	None	218,681 (29)
2015	134,377 (17)	131,899 (18)	266,276 (35)	None	266,276 (35)
2016	116,061 (15)	108,583 (15)	224,644 (30)	None	224,644 (30)
2017	127,345 (17)	128,409 (20)	255,754 (37)	None	255,754 (37)
2018	111,561 (17)	103,121 (16)	214,682 (33)	None	214,682 (33)

Number of games played in parenthesis

*1996 - No attendance figures kept for two games in Nashville, TN

TIGERS SPRING TRAINING ATTENDANCE RECORDS

SPRING SEASON ATTENDANCE RECORDS			TOP FIVE CROWDS - PUBLIX FIELD AT JOKER MARCHANT STADIUM			
Category	Date	Total	Rank	Total	Date	Opponent
Florida Season Total	2015	266,276	1	10,451	3/29/2013	Tampa Bay
Overall Total	2008	277,454	2	10,307	3/15/2011	Boston
Other Site Total	1993	88,272	3	10,219	3/27/2010	New York (AL)
Home	2013	139,935	4	10,115	3/24/2012	New York (AL)
Road	2015	131,899	5	10,084	3/23/2013	New York (AL)

YEAR-BY-YEAR SPRING TRAINING EXHIBITION RECORDS

(Games vs. 'B' teams, Minor League teams or colleges not included)

YEAR	HOME	ROAD	W-L	Pct.	Other Sites	Total	Pct.	vs. AL	vs. NL
1966	7-4	6-5	13-9	.591	0-3	13-12	.520	6-5	7-7
1967	8-6	6-7	14-13	.519	None	14-13	.519	9-8	5-5
1968	9-6	5-9	14-15	.483	None	14-15	.483	7-6	7-9
1969	7-4	2-12	9-16	.360	0-1	9-17	.346	3-6	6-11
1970	7-8	5-8	12-16	.429	None	12-16	.429	8-6	4-10
1971	8-6	5-8	13-14	.481	0-2	13-16	.448	6-6	7-10
1972	12-3	4-6	16-9	.640	None	16-9	.640	7-6	9-3
1973	11-3	3-9	14-12	.538	None	14-12	.538	4-6	10-6
1974	7-6	4-7	11-13	.458	1-2	12-15	.444	4-5	8-10
1975	7-11	6-8	13-19	.406	None	13-19	.406	5-8	8-10
1976	5-6	3-3	8-9	.471	None	8-9	.471	4-2	4-7
1977	7-9	8-4	15-13	.536	None	15-13	.536	9-5	6-8
1978	11-3	7-5	18-8	.692	0-1	18-9	.667	9-3	9-6
1979	7-6-1	8-4	15-10-1	.596	None	15-10-1	.596	7-5-1	8-5
1980	4-6	5-6	9-12	.429	1-1	10-13	.435	5-7	5-6



TIGERS SPRING TRAINING INFORMATION

Year	Home	Road	W-L	Pct.	Other sites	Total	Pct.	vs. AL	vs. NL
1981	13-4	10-7	23-11	.676	None	23-11	.676	9-7	14-4
1982	8-8	3-8	11-16	.407	None	11-16	.407	7-8	4-8
1983	8-6	5-6	13-12	.520	None	13-12	.520	8-6	5-6
1984	7-8	4-9	11-17	.393	None	11-17	.393	5-8	6-9
1985	8-7	8-6	16-13	.552	0-1	16-14	.533	8-7	8-7
1986	10-5	8-6-1	18-11-1	.617	None	18-11-1	.617	12-7	6-4-1
1987	6-7	3-13	9-20	.310	None	9-20	.310	8-8	1-11
1988	8-8	3-11	11-19	.367	None	11-19	.367	6-14	5-5
1989	8-9	7-7-1	15-16-1	.484	None	15-16-1	.484	11-9	4-7-1
1990	3-2-2	3-6	6-8-2	.438	None	6-8-2	.438	3-4-2	3-4
1991	3-11-1	4-11	8-22-1	.274	None	8-22-1	.274	4-12	4-10-1
1992	7-7	8-7	15-14	.517	0-1	15-15	.500	5-7	10-8
1993	5-9-1	3-11	8-20-1	.293	0-2	8-22-1	.274	4-12	4-10-1
1994	8-5-1	4-9-1	12-14-2	.464	0-1-1	12-15-3	.450	7-11-2	5-4-1
1995	11-8	4-16	15-24	.385	0-1	15-25	.375	8-14	7-11
1996	9-5	8-5-1	17-10-1	.625	3-0	20-10-1	.661	8-6	12-4-1
1997	7-6-1	4-11	11-17-1	.397	1-1	12-18-1	.403	8-7-1	4-11
1998	11-5	6-8-2	17-13-2	.563	0-1	17-14-2	.545	14-4-1	3-10-1
1999	9-5	6-9	15-14	.517	0-1	15-15	.500	10-8	5-7
2000	11-4-1	4-10	15-14-1	.517	None	15-14-1	.517	10-5-1	5-9
2001	6-9	7-5	13-14	.481	None	13-14	.481	9-6	4-8
2002	10-7	6-8	16-15	.516	None	16-15	.516	8-9	8-6
2003	5-8-1	4-11-1	9-19-2	.303	None	9-19-2	.303	5-9-1	4-10-1
2004	7-9-1	7-8-1	14-17-2	.452	None	14-17-2	.452	3-8-2	11-9
2005	8-7-1	5-7-2	13-14-3	.481	None	13-14-3	.481	4-6-2	9-8-1
2006	10-6-1	8-9	18-15-1	.545	None	18-15-1	.545	8-8-0	10-7-1
2007	10-5-2	11-5-1	21-10-2	.677	None	21-10-2	.677	7-4-1	14-6-2
2008	8-5-3	7-9	15-14-3	.517	None	15-14-3	.517	3-6-2	12-8-1
2009	10-5-1	5-12	15-17-1	.469	None	15-17-1	.469	5-5	10-12-1
2010	11-4	7-8-2	18-12-2	.600	None	18-12-2	.600	8-5-1	10-7-1
2011	8-9	12-5	20-14	.588	None	20-14	.588	8-5	12-9
2012	10-4-3	10-4-2	20-8-5	.714	None	20-8-5	.714	5-3-1	15-5-4
2013	8-8-1	11-6-1	19-14-2	.575	None	19-14-2	.575	6-7-1	13-7-1
2014	8-7	7-5-2	15-12-2	.552	None	15-12-2	.552	5-4-1	10-8-1
2015	7-9-1	5-11-2	12-20-3	.375	None	12-20-3	.375	6-8	6-12-3
2016	11-4	7-7-1	18-11-1	.621	None	18-11-1	.621	6-6	12-5-1
2017	7-10	7-11-2	14-21-2	.405	None	14-21-2	.405	5-10	9-11-2
2018	6-7-4	7-8-1	13-15-5	.470	None	13-15-5	.470	7-7-2	6-8-3

2018 GAME-BY-GAME EXHIBITION RESULTS

DATE	OPPONENT/RESULT	WINNING PITCHER	LOSING PITCHER	SAVE	ATTENDANCE
February 23	@Yankees 3, Tigers 1	Hale	Sodders	Gallegos	10,129
February 24	@TIGERS 5, BLUE JAYS 4	Zimmermann	Rowley	Russell	6,922
February 25	@TIGERS 8, PIRATES 8	---	---	---	4,729
	Tigers 6, @Blue Jays 3	Boyd	Sanchez	Saupold	3,963
February 26	Tigers 8, @Orioles 6	Barbato	Gusman	Voelker	5,760
February 27	Tigers 11, @Phillies 6	Fiers	Eickhoff	---	4,365
February 28	Tigers 9, @Yankees 6	Montgomery	King	Castro	8,727
March 1	BRAVES 5, @TIGERS 2	Jackson	Moreno	Morris	4,576
March 2	@TIGERS 8, MARLINS 3	Boyd	Gallen	---	4,768
March 3	RAYS 7, @TIGERS 4	De León	Soto	Gibaut	6,482
March 4	@Nationals 6, Tigers 2	Gonzalez	Wilson	---	4,481
March 5	@Mets 4, Tigers 2	Harvey	Fiers	Gagnon	5,603
March 6	YANKEES 7, @TIGERS 2	Carroll	Montgomery	---	8,468
March 7	BLUE JAYS 6, @TIGERS 5	Case	Bell	Shafer	6,169
March 8	@Pirates 8, Tigers 3	Rivero	Stumpf	---	7,124
March 9	@TIGERS 4, METS 4	---	---	---	7,018
March 10	@Blue Jays 6, Tigers 3	García	Fiers	Case	4,620
March 11	@TIGERS 6, BRAVES 3	Liriano	Wisler	Jiménez	6,399
March 12	NATIONALS 5, @TIGERS 4	Grace	Reiningger	Harper	6,254
March 13	Tigers 2, @Yankees 2	---	---	---	9,969
March 15	@Braves 8, Tigers 1	Foltynewicz	Fiers	---	5,934
March 16	@TIGERS 6, PHILLIES 6	---	---	---	6,265
March 17	@TIGERS 9, YANKEES 3	Boyd	Tanaka	---	10,077
March 18	@Rays 10, Tigers 5	Archer	Lewicki	---	6,912
March 19	ORIOLES 4, @TIGERS 2	Tillman	Fulmer	Yacabonis	6,027
March 20	@TIGERS 8, YANKEES 3	Baez	Lail	---	7,268
March 21	@Braves 3, Tigers 2	Moylan	Saupold	Vizcaíno	6,233
March 22	Tigers 6, @Phillies 2	Boyd	Arrieta	---	8,156
March 23	Tigers 11, @Braves 3	Greene	Wisler	---	6,103
March 24	PHILLIES 4, @TIGERS 1	Hutchison	Zimmermann	---	6,922
March 25	@TIGERS 10, BRAVES 3	Fulmer	Foltynewicz	---	6,555
March 26	@TIGERS 2, RAYS 2	---	---	---	6,662
March 27	Tigers 2, @Rays 1	V. Alcántara	Colomé	Voelker	5,042

Overall Record: 13-15-5

Home: 6-7-4

Road: 7-8-1

Neutral: 0-0

vs. AL: 7-7-2

vs. NL: 6-8-3

2018 SPRING TRAINING STATISTICS




PLAYER	AVG	G	AB	R	H	TB	2B	3B	HR	RBI	SH	SF	HP	BB	IBB	SO	SB	CS	GIDP	E	L	ALG	OBP	PINCH HIT				
																								AB	H	HR	RBI	
Aducci	.278	22	36	4	10	17	1	0	2	5	0	0	0	2	0	8	0	0	0	0	1	1	.472	.316	2	1	0	0
S. Alcántara	.261	15	23	2	6	6	0	0	0	4	0	1	0	2	0	3	0	1	0	0	3	1	.261	.308	0	0	0	0
Amarista	.190	20	42	4	8	12	0	2	0	5	1	0	0	2	0	3	0	0	1	1	2	.286	.227	0	1	0	0	
Áthumasa	.250	4	4	0	1	0	0	0	0	0	0	0	0	0	2	0	0	0	0	0	2	.250	.250	1	1	0	0	
Burch	.000	3	4	0	0	0	0	0	0	0	0	0	0	0	0	0	0	0	0	0	0	.000	.000	1	1	0	0	
Gabrera	.368	22	57	5	21	34	4	4	3	13	2	2	0	4	0	9	0	0	1	0	1	.667	.397	1	0	0	0	
Cameron	.500	5	6	3	3	4	1	0	0	3	0	1	0	1	0	0	0	0	0	0	0	.667	.500	1	1	0	1	
Candelario	.273	22	55	12	15	30	7	1	2	7	0	0	0	11	0	7	1	0	0	0	1	.545	.394	0	0	0	0	
Castellanos	.263	21	57	6	15	33	1	1	5	14	0	1	1	2	0	12	0	0	0	0	0	.579	.295	0	0	0	0	
H. Castro	.158	13	19	0	3	3	0	0	0	0	0	0	0	1	0	1	0	1	1	1	1	.158	.200	1	0	0	0	
De La Cruz	.000	1	0	0	0	0	0	0	0	0	0	0	0	0	0	0	0	0	0	0	0	.000	.000	0	0	0	0	
Eaves	.267	12	15	1	4	5	1	0	0	0	0	0	0	0	3	0	8	0	0	0	0	.333	.389	2	1	0	0	
Espinal	.269	12	26	3	7	12	2	0	1	6	0	0	0	3	0	2	0	0	0	0	0	.462	.345	1	1	0	0	
Fiocciello	.222	8	9	2	2	4	2	0	0	2	0	0	1	3	0	4	0	0	0	0	0	.444	.462	0	0	0	0	
García	.000	4	3	0	0	0	0	0	0	0	0	0	0	3	0	2	0	0	0	0	0	.000	.000	0	0	0	0	
Gerber	.350	15	20	1	9	13	3	0	1	3	0	0	1	3	0	8	0	0	0	0	0	.650	.435	1	0	0	0	
Gibson	.200	7	10	0	2	4	2	0	0	2	0	0	0	1	0	0	0	0	0	0	0	.400	.273	0	0	0	0	
Goodrum	.289	22	45	8	13	29	4	0	4	7	0	1	0	3	0	14	3	1	1	2	2	.644	.327	1	0	0	0	
Greiner	.222	8	9	3	2	2	0	0	0	0	0	0	0	2	0	2	0	0	0	0	0	.222	.364	1	1	0	0	
Hicks	.294	19	51	7	15	28	6	0	2	1	8	0	1	0	0	16	1	0	2	1	1	.549	.308	1	1	0	0	
Hill	---	2	0	0	0	0	0	0	0	0	0	0	0	1	0	0	0	0	0	0	0	---	1.000	0	0	0	0	
Huffman	.179	20	28	2	5	9	1	0	1	3	0	0	1	2	0	9	0	0	1	0	0	.321	.258	5	2	1	1	
Iglesias	.320	20	50	11	16	22	3	0	1	6	0	1	2	5	0	7	0	0	1	0	0	.440	.397	0	0	0	0	
Jones	.354	20	48	6	17	26	3	0	2	8	0	0	0	5	0	12	3	1	0	0	0	.542	.415	0	0	0	0	
King	.000	2	1	0	0	0	0	0	0	0	0	0	0	0	0	0	0	0	0	0	0	.000	.000	0	0	0	0	
Kozma	.150	20	20	3	3	3	0	0	0	0	0	0	0	1	3	0	14	1	0	0	0	.150	.400	0	0	0	0	
Krizan	.105	10	16	2	2	5	0	0	1	1	0	0	1	1	0	2	0	0	0	0	0	.133	.222	1	0	0	0	
Lester	.000	2	2	0	0	0	0	0	0	0	0	0	0	0	0	2	0	0	0	0	0	.000	.000	1	0	0	0	
Lugo	.273	6	11	2	3	3	0	0	0	2	0	0	0	0	1	1	0	0	2	1	0	.273	.385	1	0	0	0	
Machado	.308	20	52	9	16	21	2	0	1	4	0	0	0	3	0	10	1	0	1	3	4	.404	.345	0	0	0	0	
Mahtook	.161	21	56	7	0	0	0	0	0	0	0	0	1	3	0	14	1	0	0	0	0	.214	.217	0	0	0	0	
Martin	.314	21	57	12	18	31	4	0	3	2	2	0	0	1	0	11	4	1	2	0	0	.544	.401	0	0	0	0	
Martínez	.270	22	63	7	17	35	3	0	5	9	0	0	1	2	0	10	0	0	0	0	0	.556	.303	0	0	0	0	
McCann	.220	15	41	3	9	16	4	0	1	9	0	0	0	3	0	8	0	0	3	1	3	.390	.273	0	0	0	0	
T. Montgomery	.333	4	3	1	0	1	0	0	0	0	0	0	0	0	0	1	0	0	0	0	0	.333	.333	1	0	0	0	
Morgan	.000	1	1	0	0	0	0	0	0	0	0	0	0	0	0	0	0	0	0	0	0	.000	.000	0	0	0	0	
De Norris	.412	13	17	4	7	11	1	0	0	0	0	0	0	1	0	1	0	0	2	1	0	.644	.400	1	0	0	0	
Paredes	.000	2	2	0	0	0	0	0	0	0	0	0	0	0	0	0	0	0	0	0	0	.000	.000	1	0	0	0	
Peña	.250	5	8	0	2	2	0	0	0	2	0	0	0	0	0	0	0	0	0	0	0	.250	.250	2	1	0	1	
Pereira	.000	2	2	0	0	0	0	0	0	0	0	0	0	0	0	1	0	0	0	0	0	.000	.000	1	0	0	0	
A. Perez	.000	4	2	0	0	0	0	0	0	0	0	0	0	1	0	0	0	0	0	0	0	.000	.333	1	0	0	0	
Peterson	.000	4	5	0	0	0	0	0	0	0	0	0	0	1	0	1	0	0	0	0	0	.000	.667	1	0	0	0	
Pinero	.273	7	11	3	3	3	0	0	0	0	0	0	0	3	0	2	0	0	0	0	0	.273	.429	1	0	0	0	
Policielli	1.000	1	1	0	1	1	0	0	0	1	0	0	0	0	0	0	0	0	0	0	0	1.000	1.000	0	0	0	0	
Quintana	.429	4	7	1	3	4	1	0	0	1	0	0	0	1	0	3	0	0	0	0	0	.571	.375	2	2	0	0	
Reyes	.232	27	56	4	13	15	2	0	0	3	0	0	0	3	0	11	0	0	1	1	1	.268	.271	1	0	0	0	
Robson	.000	4	3	0	0	0	0	0	0	0	0	0	0	0	0	0	0	0	0	0	0	.000	.250	1	0	0	0	
H. Rodriguez	.000	1	0	0	0	0	0	0	0	0	0	0	0	0	0	0	0	0	0	0	0	.000	.000	1	0	0	0	
R. Rodriguez	.297	22	37	6	11	16	3	1	0	3	0	0	1	1	0	6	1	0	0	4	.432	.333	1	1	0	0		
Rogers	.250	10	12	2	3	3	0	0	0	1	0	0	0	1	0	7	1	0	0	0	0	.250	.308	0	0	0	0	
Rosa	.000	2	1	0	0	0	0	0	0	0	0	0	0	1	0	0	0	0	0	0	0	.000	.500	1	0	0	0	
Saltalamacchia	.273	5	11	1	2	0	0	0	0	0	0	0	0	0	0	2	0	0	0	0	0	.455	.373	1	1	0	0	
Sedjo	.667	4	6	2	4	9	0	1	1	4	0	0	0	0	0	0	0	0	1	0	0	1.500	.667	1	0	0	1	
Simcox	.143	6	7	3	1	1	0	0	0	0	0	0	0	0	0	3	0	0	0	0	0	.143	.143	0	0	0	0	
Stewart	.571	7	14	4	8	9	1	0	0	3	0	1	1	0	1	0	1	0	0	0	0	.643	.588	0	0	0	0	
Stronnes	.000	1	1	0	0	0	0	0	0	0	0	0	0	0	0	0	0	0	0	0	0	.000	.000	0	0	0	0	
TEAM	.270	33	1144	160	309	500	64	8	37	153	3	10	125	97	0	243	20	4	24	30	437	.333	.38	13	1	4		
OPONENTS	.245	33	1108	154	271	457	56	11	36	140	2	7	20	127	0	296	25	11	14	26	.412	.331	41	11	2	5		

PITCHER	W	L	ERA	G	GS	CG	GF	SHO	SV	IP	H	R	ER	HR	HB	BB	IBB	SO	WP	BK	AVG	OPP
V. Alcántara	1	0	3.38	8	0	0	0	1	0	0	8.0	5	3	3	1	0	4	0	7	1	0	.179
Alexander	0	0	0.00	1	0	0	0	0	0	0	0.2	1	0	0	0	0	0	0	0	0	0	.333
Amont	0	0	0.00	1	0	0	0	0	0	0	1.0	0	0	0	0	0	0	0	0	0	0	.000
Baez	1	0	4.00	4	1	0	1	0	0	9.0	9	4	4	0	1	2	0	0	1	2	0	.265
Barbato	1	0	4.15	8	0	0	1	0	0	8.2	9	4	4	4	2	0	5	0	7	0	0	.273
Bell	0	0	1.17	5	0	0	1	0	0	7.2	5	1	1	0	3	0	0	7	0	0	0	.179
Boyd	4	0	3.42	7	0	0	0	0	0	23.												



STATE OF THE ART TIGERTOWN



COMERICA PARK





COMERICA PARK HOME OF THE DETROIT TIGERS

FACTS AND FIGURES

Location: 2100 Woodward Avenue, Detroit, MI, 48201

Seating Capacity: 41,083

First Game: April 11, 2000 vs. Seattle Mariners

Playing Field Distances: Left Field Line, 345 feet; Left-Center Power Alley, 370 feet; Center Field, 420 feet; Right-Center Power Alley, 365 feet; Right Field Line, 330 feet.

Playing Field Fences: All outfield fences are eight feet, six inches, except for the left field fence, which measures at six feet, 10 inches high and a 100-foot section in right field which measures 11 feet, six inches high.

Area: The ballpark itself encompasses over 788,000 square feet. Including the outbuildings, the total square footage is over one million.

Lighting: Comerica Park contains 16 light towers, each standing five stories tall and containing a total of 840 light fixtures. When lit, the system emits approximately 1.2 million watts.

Dugouts: Connected to clubhouses by tunnels. Visitors on first base side, home on third base side.

Comerica Park is home to the Detroit Tigers, a charter member of the American League and one of the most storied franchises in Major League Baseball. The opening of the park on April 11, 2000 ushered in a new era of baseball in Detroit, featuring a multi-faceted fan experience in one of the premier venues in professional sports. Comerica Park was designed with fans in mind, and provides a one-of-a-kind experience for visitors of all ages.

THE DISTRICT DETROIT

The District Detroit is a dynamic urban destination in the heart of Detroit. One that includes something for everyone—a dense neighborhood experience with a variety of developments alongside Detroit's premier sports and entertainment venues. Connecting downtown Detroit to growing nearby neighborhoods such as Midtown, Corktown and Brush Park, The District Detroit is having a dramatic economic impact on Detroit and is a driving catalyst of the city's remarkable resurgence. The District Detroit represents \$1.4 billion in new investment to Detroit including the new Little Caesars Arena, Mike Ilitch School of Business at Wayne State University and Little Caesars world headquarters campus expansion. Additionally, new office, residential and retail spaces will continue to add momentum to Detroit's amazing comeback for years to come.

THE CONCOURSES

Comerica Park's concourses are among the most generous of any sporting venue. The minimum width of the main concourse is 40 feet, though it becomes wider in many areas. The upper concourse is approximately 34 feet wide. Concourses at old Tiger Stadium were between 17 and 27 feet on the lower level, 11 feet behind the last row of the lower deck and 11 feet in the upper level.

THE WALK OF FAME

Fans are treated to a tour through the rich history of Detroit Tigers baseball as they walk through the main concourse at Comerica Park. The concourse is divided into a chronology of Tigers history, complete with artifacts and exhibits. Decade monuments covering two decades each are placed along the concourse, towering from floor to ceiling and featuring rich memories from each era.

CONCESSIONS FACILITIES AND FOOD COURT

Typical ballparks have a point of sale (register) for every 200 fans; Comerica Park abbreviates the wait with one point of sale for every 125 fans. Prior to the 2016 season, permanent brick-faced concession stands were installed on the concourse to improve sightlines for fans. Among the many tantalizing food options are the FOX Sports Detroit Brushfire Grill behind third base and the Comerica Bank Big Cat Court behind first base, each featuring a wide range of snacks, sandwiches, frozen treats and other great munchies.

THE SCOREBOARD


One of the most stunning features at Comerica Park is the high definition LED video board in left field. The Daktronics board measures approximately 48 feet high and 127 feet wide, and utilizes the latest in LED technology to offer excellent clarity and contrast of video images. In addition to the main board, a five-foot high and 100-foot wide LED display is positioned beneath the main board to provide pitcher statistics and other information. The state-of-the-art technology continues on top of the board with a script Tigers logo that utilizes LED technology, allowing the lettering to change color and be animated for special events throughout the season.

FAMILY ENTERTAINMENT

In the middle of the Comerica Bank Big Cat Court, the Comerica Park Carousel is available for the young and young-at-heart, with patrons riding atop tigers instead of horses. Also, the Fly Ball Ferris Wheel, a baseball-themed ferris wheel, is located in the FOX Sports Detroit Brushfire Grill. The stunning Chevrolet Fountain above center field synchronizes music and light to spraying fountains of water.

SEATING LEVELS AND CAPACITIES

There are approximately 23,000 seats in the lower bowl of Comerica Park, and 2,000 in the two suite levels. There are roughly 12,000 in the main upper deck. From just past first base to the right-field foul line, there is a section with 4,000 seats that does not have a suite level. The upper deck in this level is approximately 15 feet lower, and closer to the field than the main upper deck.



PREMIUM SEATING AREAS

Comerica Park features four premium seating areas. Located at the upper rows of the lower bowl, the Tiger Den resembles the fashionable boxes at old-time sporting venues with movable chairs. A private lounge is available for patrons. Another premium seating area is located in the lowest rows of the lower bowl, called On-Deck Circle seats. Additionally, there are two levels of suites, which includes several party suites that are available for individual game rental.

EXTENDED PROTECTIVE NETTING

Installed prior to the 2018 season, Comerica Park features a new and enhanced protective netting system, which extends from sections 140 to 116. The enhanced netting covers a much greater area than previously and is some of the thinnest in baseball, reflecting the organization's commitment to providing a fan-friendly, safe and enjoyable experience at a Tigers game.

COMERICA PARK STATUES

Comerica Park features larger-than-life sculptures of six Tigers legends, which overlook the field from the left field concourse. The sculptures feature Ty Cobb, Charlie Gehringer, Hank Greenberg, Willie Horton, Al Kaline and Hal Newhouser. They were designed by sculptor Omri Amrany, and were cast in stainless steel. Gate A features a sculpture of Hall of Fame broadcaster Ernie Harwell, greeting fans as they enter Comerica Park.

MOTORCITY CASINO HOTEL TIGER CLUB

The MotorCity Casino Hotel Tiger Club features approximately 20,000 square feet of entertainment space. There is seating for 300 patrons with a view of right field, a bar for 200, the Cigar Bar and a banquet facility.

CHAMPIONS CLUB

The Champions Club combines the perks of luxury seating with an open and relaxed lounge atmosphere. The Champions Club opened in 2006 and is located on the suite level down the left field line.

THE PEPSI PORCH

Prior to the 2014 season, the Pepsi Porch underwent an extensive renovation, including the addition of the 416 bar, featuring a unique social setting with a relaxed outdoor environment. Fans in this area can sit comfortably in high-end outdoor furniture, with a nearby fire feature, big flat screen TVs, and enjoy a ballgame.

THE CHEVROLET PAVILION

The Chevrolet Pavilion features 1,800 square feet of entertainment space under the scoreboard in left field, near Gate C. It is available to rent for private parties, and offers a variety of food, beverage and bar options. The Chevrolet Pavilion provides a relaxing atmosphere with excellent views of the field, and multiple TVs to catch the action.

MILLER LITE PITCHER'S PUB

The Miller Lite Pitcher's Pub is open to the public and located on the Pepsi Porch in right field. Boasting a fun and relaxed atmosphere, flat screen TVs, and decor celebrating Detroit Tigers pitchers past and present, this is a great destination for a bite to eat and a beverage.





BLUE MOON BREWHOUSE

Located behind section 330, the Blue Moon Brew House delivers features such as lounge seating, private restrooms, and excellent food and beverage offerings. This upper deck lounge is air conditioned, heated and open to the public.

MOTORCITY CASINO HOTEL OFF-RAMP BAR

The MotorCity Casino Hotel Off-Ramp Bar features an over 50-foot bar with various beer selections on tap and nine large screens, creating the ultimate viewing experience of the scoreboard feed during the game and inning breaks. Located next to the Big Cat Court, the bar is also accessible from all levels via ramp.

GATED ENTRANCES

There are four gated entrances to Comerica Park, each featuring attractions on a grand scale. Among the features are immense 80-foot high baseball bats framing the gates, tiger sculptures and Pewabic tile accents.

MOBILE-ONLY ENTRY

Beginning with the 2019 season, Comerica Park will employ mobile ticketing as the primary method of entry for all games at the ballpark. Tigers fans can enter the ballpark utilizing the easy-to-use Major League Baseball Ballpark App, which has emerged as the preeminent application for buying, selling or transferring baseball tickets across MLB. Further, in cooperation with our partners at StubHub, fans also have the option to use the StubHub App to enter the ballpark.

FANTASTIC FIREWORKS


Not only is Comerica Park known for explosive action on the field, but also in the skies above. Beginning shortly after the park opened in 2000, fantastic fireworks displays have been held on select Fridays throughout the season, adding unrivaled value and fun to an already exciting atmosphere.

SPECIAL NEEDS ACCESS

Comerica Park complies with all guidelines of the ADA. In completing the facility, the Tigers worked extensively with organizations including The Paralyzed Veterans of America's Michigan Chapter and the Michigan Commission for the Blind to ensure accessibility for all fans and a great baseball experience for guests who enter Comerica Park.

THE TEAM

The design team of HOK Sport and the Detroit-based Smith, Hinchman and Grylls served as architects for Comerica Park, while Huber, Hunt & Nichols, Inc., Turner Construction Company and White Construction Company joined forces to form Hunt-Turner-White as construction management team. Private financing accounts for more than 60 percent of Comerica Park, with partners including the Tigers and a bank syndicate led by Sumitomo Bank, Limited, Societe General, First Chicago NBD, Provident Bank of Maryland, First of America Bank, Standard Federal Bank and Michigan National Bank. Public financing participants include the Michigan Strategic Fund (infrastructure), City of Detroit Downtown Development Authority and Wayne County.





MOMENTS IN COMERICA PARK HISTORY

Comerica Park is entering its 20th season as the home of the Detroit Tigers. Over two decades, Comerica Park has seen many exciting moments that are part of the fabric of Detroit baseball history.

MIDSUMMER CLASSIC RETURNS TO MOTOWN

The first marquee Major League Baseball event to take place at Comerica Park was the 2005 Major League Baseball All-Star Game. It marked the fourth All-Star game in Detroit, and the first since 1971. The American League defeated the National League, 7-5, behind home runs from Mark Teixeira and Miguel Tejada. In the home run derby, Bobby Abreu set a Major League record, belting 24 home runs in the first round, and 41 home runs over the course of the contest.



PLAYOFF BASEBALL COMES TO COMERICA PARK

After clinching the American League Wild Card during the regular season and opening the 2006 playoffs at Yankee Stadium, the first postseason game in the history of Comerica Park was played on October 6, 2006. The Tigers defeated the Yankees, 6-0, and went on to win five of the six games held at Comerica Park during the 2006 playoffs.

MAGGLIO ORDOÑEZ BELTS HISTORIC HOME RUN TO SEND TIGERS TO THE FALL CLASSIC

Tigers right fielder Magglio Ordoñez stepped to the plate in the bottom of the ninth inning with the score tied at three in Game Four of the 2006 American League Championship Series. He belted a Huston Street offering into the Detroit sky for a game-ending, three-run home run, propelling the Tigers to the club's first World Series berth since 1984.

WORLD SERIES BASEBALL AT COMERICA PARK

The Tigers have appeared in the World Series twice since Comerica Park opened in 2000. The Tigers split two games with the St. Louis Cardinals in the 2006 World Series, and lost both games to the San Francisco Giants in the 2012 World Series at Comerica Park.

VERLANDER FIRES SIXTH NO-HITTER IN FRANCHISE HISTORY

Justin Verlander fired the sixth no-hitter in franchise history on June 12, 2007, in a 4-0 victory over the Milwaukee Brewers. It marked the first no-hitter at Comerica Park, and the first no-hitter by a Tigers pitcher in Detroit since Virgil Trucks on May 15, 1952, at Briggs Stadium.





TICKETING AND SECURITY INFORMATION



LOWER LEVEL	UPPER LEVEL
■ ON-DECK CIRCLE	■ RF TABLES
■ TIGER DEN	■ RF BALCONY
■ LOWER INFIELD BOX	■ CLUB SEATS
■ INFIELD BOX	■ UPPER BOX INFIELD
■ TERRACE	■ UPPER BOX RF
■ OUTFIELD BOX	■ UPPER BOX LF
■ LOWER BASELINE BOX	■ UPPER RESERVED INFIELD
■ RF GRANDSTAND	■ MEZZANINE
■ PAVILION	■ UPPER GRANDSTAND
■ BLEACHERS	■ SKYLINE
■ KALINE'S CORNER	

ONLINE PURCHASING

To view and purchase Tigers tickets for the 2019 season, including single game, value packages or full/partial season plans, visit tigers.com.

COMERICA PARK BOX OFFICE

Located at Comerica Park on Witherell Street, the Box Office is open daily during the season, from 10:00 a.m. - 6:00 p.m. On game days, the Box Office opens at 10:00 a.m., and closes 30 minutes after the final pitch of the game. Closed on holidays.

PHONE ORDERS

Tickets may be ordered over the phone by calling tickets.com, at (866) 66-TIGER. Tickets.com is open Monday through Sunday, 9:00 a.m. - 9:00 p.m. Tickets purchased over the phone are subject to a supplemental convenience charge.

MAIL ORDERS

Mail orders should be sent to: Detroit Tigers Box Office, 2100 Woodward Ave., Detroit, MI, 48201. There is a \$10.00 handling charge per order.

ADDITIONAL INFORMATION

Call the Tigers at (313) 471-2000.

COMERICA PARK GUEST CODE OF CONDUCT

The Detroit Tigers are committed to creating a safe and comfortable family entertainment experience at the ballpark. Therefore, we have established the Guest Code of Conduct. Prohibited actions and behaviors include (but are not limited to) the following:

- Disruptive behavior, including obscene gestures, derogatory, foul, biased or abusive language directed at fans, players, umpires or anyone else
- Going onto the field, interfering with the progress of the game or a ball in play
- Intoxication, diminished capacity or otherwise appeared impaired by alcohol or drugs
- Wearing obscene or indecent clothing
- Sitting in seats other than what ticket permits, or refusal to show ticket when asked by Comerica Park representative
- Extreme acts of public affection
- Smoking (except in designated area)

Violation of our standards of guest conduct may result in guest(s) being ejected without refund, and possible arrest.

NON-PERMITTED ITEMS

Items prohibited from Comerica Park include, but are not limited to the following:

- Aerosol cans
- Animals (except certified service animals)
- Bags larger than 16" x 16" x 8", multi-compartment backpacks
- Baseball bats of any size, brooms and sticks
- Beach balls or other inflatable items
- Cans, glass bottles and open containers
- Fireworks, firearms, knives and other weapons of any kind
- Hard-sided coolers
- Laser devices/pointers
- Noisemaking devices of any kind
- Selfie Sticks
- Unmanned aerial vehicles/drones

A complete list of prohibited items is available at tigers.com.

Items from the above list should be returned to your vehicle or discarded. All fans are subject to security screening procedures prior to entering the ballpark.

HOME OF

**DETROIT
TIGERS
BASEBALL**

**THE 97.1^{FM}
TICKET**
DETROIT SPORTS TALK ALL DAY

971THETICKET.COM

DETROIT TIGERS

2019 SCHEDULE

MARCH/APRIL						
SUN	MON	TUE	WED	THU	FRI	SAT
24	25	26	27	28 TOR 3:37	29 TOR 7:07	30 TOR 3:07
31 TOR 1:07	1 NYY 6:35	2 NYY 6:35	3 NYY 4:05	4 KC 1:10	5	6 KC 1:10
7 KC 1:10	8	9 CLE 1:10	10 CLE 1:10	11 CLE 1:10	12 MIN 1:10	13 MIN 2:10
14 MIN 2:10	15	16 PIT 6:40	17 PIT 6:40	18 CWS 1:10	19 CWS 7:10	20 CWS 1:10
21 CWS 1:10	22 BOS 7:10	23 BOS 7:10	24 BOS 7:10	25 BOS 7:10	26 CWS 8:10	27 CWS 7:10
28 CWS 2:10	29	30 PHI 7:05				

MAY						
SUN	MON	TUE	WED	THU	FRI	SAT
		1 PHI 7:05	2	3 KC 7:10	4 KC 4:10	
5 KC 1:10	6	7 LAA 7:10	8 LAA 7:10	9 LAA 1:10	10 MIN 8:10	11 MIN 2:10
12 MIN 2:10	13 HOU 7:10	14 HOU 7:10	15 HOU 7:10	16 OAK 1:10	17 OAK 7:10	18 OAK 4:10
19 OAK 1:10	20	21 MIA 7:10	22 MIA 7:10	23 MIA 1:10	24 NYM 7:10	25 NYM 4:10
26 NYM 1:10	27 BAL 1:05	28 BAL 7:05	29 BAL 7:05	30	31 ATL 7:20	

JUNE						
SUN	MON	TUE	WED	THU	FRI	SAT
						1 ATL 4:10
2 ATL 1:20	3	4 TB 7:10	5 TB 7:10	6 TB 1:10	7 MIN 7:10	8 MIN 4:10
9 MIN 1:10	10	11 KC 8:15	12 KC 8:15	13 KC 8:05	14 CLE 7:10	15 CLE 6:10
16 CLE 1:10	17	18 PIT 7:05	19 PIT 7:05	20	21 CLE 7:10	22 CLE 4:10
23 CLE 1:10	24	25 TEX TBD	26 TEX 7:10	27 TEX 1:10	28 WSH 7:10	29 WSH 4:10
30 WSH 1:10						

JULY						
SUN	MON	TUE	WED	THU	FRI	SAT
	1	2 CWS 8:10	3 CWS 8:10	4 CWS 2:10	5 BOS 7:10	6 BOS 4:10
7 BOS 1:10	8	9 ★ ALL-STAR GAME (CLE)	10	11	12 KC 8:15	13 KC 7:15
14 KC 2:15	15 CLE 7:10	16 CLE 7:10	17 CLE 7:10	18 CLE 7:10	19 TOR 7:10	20 TOR 6:10
21 TOR 1:10	22	23 PHI 7:10	24 PHI 1:10	25 SEA 10:10	26 SEA 10:10	27 SEA 4:10
28 SEA 4:10	29 LAA 10:07	30 LAA 10:07	31 LAA 4:07			

AUGUST						
SUN	MON	TUE	WED	THU	FRI	SAT
						1
				2 TEX 8:05	3 TEX 8:05	
4 TEX 3:05	5 CWS 7:10	6 CWS 7:10	7 CWS 1:10	8 KC 7:10	9 KC 7:10	10 KC 6:10
11 KC 1:10	12	13 SEA 7:10	14 SEA 7:10	15 SEA 1:10	16 TB 1:10	17 TB 6:10
18 TB 1:10	19 HOU 8:10	20 HOU 8:10	21 HOU 8:10	22 HOU 8:10	23 MIN 8:10	24 MIN 7:10
25 MIN 2:10	26	27 CLE 7:10	28 CLE 7:10	29 CLE 1:10	30 MIN 7:10	31 MIN 6:10

SEPTEMBER						
SUN	MON	TUE	WED	THU	FRI	SAT
1 MIN 1:10	2 MIN 1:10	3 KC 8:15	4 KC 8:15	5 KC 1:15	6 OAK 10:07	7 OAK 9:07
8 OAK 4:07	9	10 NYY 6:40	11 NYY 6:40	12 NYY 1:10	13 BAL 7:10	14 BAL 6:10
15 BAL 1:10	16 BAL 4:10	17 CLE 7:10	18 CLE 7:10	19 CLE 7:10	20 CWS 7:10	21 CWS 6:10
22 CWS 1:10	23	24 MIN 6:40	25 MIN 6:40	26 MIN 1:10	27 CWS 8:10	28 CWS 7:10
29 CWS 3:10	30					

HOME **AWAY**

ALL DATES AND TIMES SUBJECT TO CHANGE.
ALL TIMES EST. VISIT TIGERS.COM FOR UPDATES.



@TIGERS
@TIGERSDETROIT



FACEBOOK.COM/TIGERS



@TIGERS



TIGERS

(866) 66-TIGER

tigers.com