




2019 KANSAS CITY ROYALS

# MEDIA GUIDE

ALWAYS  
ROYAL 

1985 2015  
WORLD  
CHAMPIONS



300 Hitters.....188  
 20-Game Winners.....120  
 20/20 Club.....148  
 Addresses, Royals.....410  
 All-Star Game, 1960.....252  
 All-Star Game, 1973.....253  
 All-Star Game, 2012.....254  
 All-Star Selections, History.....251  
 Art Stewart Award.....323  
 Attendance Records.....307  
 Award Winners, National.....236-239  
 Award Winners, Team.....240-242  
 Ballpark Seniority List.....223  
 Baseball Ops, Medical Staff.....44-46  
 Baseball Ops, Staff.....26-40  
 Baseball Ops, MLB Support Staff.....47-50  
 Baseball Ops, Urban Youth Acad.....42-43  
 Baseball Writers, KC chapter.....412

**Batting**

Career Top 10.....278-279  
 Hitting for the Cycle.....291  
 Royals Final, 2018.....206  
 Season Top 10.....276-277  
 Team Totals, 1969-2018.....258  
 Top Performances, Players.....291  
 Top Performances, Team.....153-297

Birthdays, Royals.....165  
 Blown Leads, Biggest.....126  
 Board of Directors.....16-18  
 Broadcasters, Radio & Television.....415-419  
 Clinching Dates.....198  
 Club Directory.....2-3  
 Coaching Staff.....60-66  
 Come-From-Behind Wins.....126  
 College Alumni.....192  
 Community Relations Efforts.....12-13  
 Cy Young winners, Royals.....236  
 Day-by-Day, 2018.....200-202  
 Dayton Moore bio.....19  
 Debuts, MLB and Royals.....142  
 Draft, 1968 Expansion.....122  
 Draft, First Round Picks.....194  
 Draft, 2018.....328  
 Doubleheader Records.....269-270  
 Extra Inning Record.....257  
 Fielding, Team Totals 1969-2018.....260  
 FOX Sports Kansas City.....413  
 Gold Glove Winners, Royals.....239  
 Grass/Turf Records.....257  
 Hall of Fame, Baseball.....159/408  
 Hall of Fame, Building.....217  
 Hall of Fame, Royals.....218-222  
 Highs and Lows, 2018.....209

History, Baseball in Kansas City.....223  
 History, Royals Baseball.....4-8  
 Hitting Streaks.....291  
 Holiday Records.....69

**Home Runs**

Both Sides of the Plate.....300  
 By a Pitcher.....103/299  
 By Month.....299  
 By Year.....292  
 Grand Slams, All-Time.....294-95  
 Inside the Park.....296-297  
 Pinch Hit.....298-299  
 Postseason.....300  
 Three Home Run Games.....299  
 Walk Off.....293  
 vs. Royals.....301-302

Home Run Derby, Participants.....251  
 Home/Road Records.....257  
 Hower Award Winners.....334  
 Interleague Records/Results.....320  
 International Operations, Royals.....352  
 Kauffman Award Winners.....73  
 Kauffman Stadium.....10-11  
 League Leaders, Royals All-Time.....284  
 Longest Games, Inning.....112  
 Manager, Ned Yost.....56-59  
 Managerial Records.....58-59  
 Managerial Roster.....59  
 Media Information.....411-412  
 Media Relations Staff.....410  
 Minker Award Winners.....328

**Minor League**

Affiliates.....338-356  
 Affiliates History.....357  
 Organizational Leaders, 2018.....329  
 Player Bios.....358-407  
 Schedules.....330-331  
 Staff.....332-336

Month-By-Month Record, Team.....183  
 Monthly Records.....270  
 Officers Bios.....20-25  
 Oldest Royals.....171  
 Omaha Game.....72  
 Opening Day Lineups, All-Time.....234-235  
 Opening Day Roster, 2018.....210  
 Opponents, 2019.....310-319

**Pitching**

Career Top 10.....282-283  
 No-Hitters.....289-290  
 No-Hitters (vs. Royals).....290  
 Position Players as Pitchers.....192  
 Royals Final, 2018.....206  
 Save Leaders, All-Time.....75

Season Top 10.....280-281  
 Starting Pitcher Breakdown.....155  
 Strikeouts, 10+ Games.....120  
 Strikeouts, Top Performances.....184  
 Team Totals, 1969-2018.....259  
 Top Performances.....287-288

Player Bios, MLB (40-man).....68-158  
 Player Bios, MLB (Non-Rosters).....164-198  
 Pre-game Schedule.....412  
 Pronunciation Guide.....163  
 Radio Network Affiliates.....414  
 Radio Network.....414  
 Radio, Spanish Language Broadcasts.....417  
 Rainouts.....307  
 Records, By Inning.....271  
 Records, Consecutive.....271-274  
 Records, Postseason.....285-286  
 Records, Single-Season.....261-264  
 Records, Single-Game.....265-268  
 Remembering 'Fish'.....322  
 Retired Numbers.....214-217  
 Review, 2018.....203-204  
 Road Trip Mileage, 2019.....167  
 Rookies of the Year, Royals.....86  
 Roster, 2019 (40-man).....160-161  
 Roster, 2019 (Non-roster).....162-163  
 Roster, Alphabetical.....163  
 Roster, Building 2019 40-man.....67  
 Roster, All-Time, Alphabetical.....224-227  
 Roster, All-Time, Numerical.....228-233  
 Roster, Twitter Handle.....150  
 Rule 5 Selections, All-Time.....86  
 Runs Scored by Innings, 2018.....207  
 Schedule, 2019.....BC  
 Scouting Staff, Pro.....323-324  
 Scouting Staff, Amateur.....325-327  
 Spring Training  
 Information.....420-423  
 Standings, 2018.....205  
 Standings, KC All-Time.....256  
 Starts by Batting Order, 2018.....92  
 Starts by Position, 2018.....88  
 Statistics, Misc. 2018.....207  
 Steals of Home.....99  
 Streaks, Consecutive.....275  
 Ticket Information.....9  
 Trades, Last With Other Clubs.....103  
 Transactions, 2018-19.....210-212  
 Urban Youth Academy.....14-15  
 Victory Margin, 2018.....207  
 Win/Loss Breakdown.....176  
 World Series Appearances.....247-250  
 Youngest MLB Debuts.....133



## BOARD OF DIRECTORS CHAIRMAN - DAVID GLASS

Chairman/Owner	David Glass
President	Dan Glass
Board Members	Ruth Glass, Don Glass Dayna Martz, Julia Irene Kauffman
Senior VP-Baseball Operations/GM	Dayton Moore
Senior VP-Business Operations	Kevin Uhllich
VP/Assistant GM-Player Personnel	JJ Picollo
VP/Assistant GM-Major League and International Ops	Rene Francisco
VP/Assistant GM	Scott Sharp
VP-Baseball Operations	George Brett
VP-Finance & Administration	David Laverentz
VP-Communications & Broadcasting	Mike Swanson
VP-Marketing & Business Development	Michael Bucek
VP/Assistant GM/Player Development	Bob Rice
VP of Publicity	Toby Cook
VP of Community Relations	Ben Aken
General Counsel	David Frantze

## BASEBALL OPERATIONS SENIOR VP/GM - DAYTON MOORE

Senior VP-Baseball Operations/GM	Dayton Moore
VP/Assistant GM-Player Personnel	JJ Picollo
VP/Assistant GM-MLB & International Ops	Rene Francisco
VP/Assistant General Manager	Scott Sharp
Assistant GM/Baseball Administration	Jim Wong
Assistant GM/International Operations	Albert Gonzalez
Assistant GM/Research & Development	Daniel Mack
Assistant GM/Amateur Scouting	Lonnie Goldberg
Sr. Director-Pro Scouting/Asst. to GM	Gene Watson
Sr. Director-Baseball Operations/Administration	Kyle Vena
Sr. Director-Research & Development/Strategy	Guy Stevens
Dir.-Baseball Ops./Player Development & Scouting	Alec Zumwalt
Director-Behavioral Science	Ryan Maid
Director-Leadership Development	Matt Marasco
Director-Professional Scouting	Michael Cifuentes
Director-Professional Development	Jeff Diskin
Assistant Director-Scouting	Dan Ontiveros
Sr. Advisor to the General Manager	Art Stewart
Sr. Advisor to the General Manager	Donnie Williams
Sr. Advisor to the GM/Scouting & Player Development	Mike Arbuckle
Sr. Advisor to the GM/Baseball Operations	Gene Lamont
Special Assistant to the GM/Player Personnel	Louie Medina
Special Assistant to the General Manager	Pat Jones
Special Assistant to the General Manager	Mike Toomey
Special Assistant to the General Manager	Tim Conroy
Special Assistant to the General Manager	Jim Fregosi, Jr.
Special Assistant to the GM/Quality Control	Rusty Kuntz
Special Asst. to the GM/Minor League Infield Coordinator	Rafael Belliard
Special Assistant to the GM/Pitching Development	Paul Gibson
Special Advisor-Player Development	Mike Matheny
Special Assistant-Baseball Operations	Mike Sweeney
Special Advisor to Baseball Operations	Reggie Sanders
Manager-Arizona Operations	Nick Leto
Executive Assistant to the General Manager	Emily Penning
Coordinator-Scouting Operations	Jack Monahan
Assistant to Player Development/Video Coordinator	Nick Relic
Sr. Developer-Baseball Systems	Paul Turner
Baseball Systems Developer	Joseph San Diego
Sports Science Coordinator	Austin Driggers
Baseball Operations Coordinator	Kevin Kuntz
Assistant to Baseball Operations/Administration	Kristin Lock
Baseball Operations Assistant	Kyle Martz
Analyst, Research & Development/Player Development	Daniel Schoenfeld
Analyst, Research & Development/Performance Science	Pravin Santhanam

## KANSAS CITY URBAN YOUTH ACADEMY

Executive Director	Darwin Penny
Manager-Communications & Outreach	Angel McGee
Manager-Sports Medicine	Dylan Wilson
Softball Program Coordinator	Ashley Newman
Baseball Program Coordinator	Cle Ross
Education Program Coordinator	Tia Sandoval
Assistant, Baseball Operations	Jonathan Rosa

## MAJOR LEAGUE TRAVEL/CLUBHOUSE OPERATIONS

Sr. Director-Team Travel/Clubhouse Operations	Jeff Davenport
Sr. Director-Clubhouse Operations	Chuck Hawke
Sr. Manager-Team Travel/Clubhouse Operations	Nick Richie
Manager, Equipment	Patrick Gorman
Manager, Clubhouse & Umpire Services	Tom Walsh
Manager, Culinary Services	T.J. Stack

## MAJOR LEAGUE MEDICAL STAFF

Team Physician	Vincent Key, MD
Associate Physician	Joshua Nelson, MD
Associate Physician	Bruce Toby, MD
Associate Physician	Joseph Noland, MD
Physician Emeritus	Steven Joyce, MD
Team Chiropractor	Patrick Hammond
Head Athletic Trainer	Nick Kenney
Assistant Athletic Trainer	Kyle Turner
Major League Tissue Therapist/Assistant Trainer	Chris DeLucia
Strength & Conditioning Coordinator	Ryan Stoneberg
Asst. Strength & Conditioning Coach/LA Coord.	Luis Perez
Physical Therapist/Rehab Director	Jeff Blum
Registered Sports Dietician	Erika Sharp

## MAJOR LEAGUE SUPPORT STAFF

Video Coordinator	Mark Topping
Major League Advance Scout/Replay Coordinator	Bill Duplissea
Bullpen Catcher	Ryan Eigsti

## BUSINESS OPERATIONS SENIOR VP - KEVIN UHLICH

Executive Administration Assistant	Cindy Hamilton
------------------------------------	----------------

### Authentic

Manager-Authentic Merchandise Sales	Ashley Ficken
Coordinator-Authentic Merchandise Sales	Sarah Kenny

### Hall of Fame

Director-Royals Hall of Fame	Curt Nelson
Manager-Tours	Morrie Carlson
Manager-Royals Hall of Fame/Educational Programs	Jill Seib-Schaub

## FINANCE & ADMINISTRATION (VP-David Laverentz)

### Accounting

Director-Finance	Whitney Beaver
Dir.-Renovation Accounting/Risk Management	Patrick Fleischmann
Manager-Accounting	Sarah Kongs
Senior Accountant	Josh LeMaster
Staff Accountant	Jeanne Kenyon
Coordinator-Accounts Payable	Jonlyn Pierce

### Human Resources & Payroll

Director-Payroll	Jodi Parsons
Payroll Practitioner	Donnell Dillard
Director-Human Resources	Miriam Maiden
Manager-Human Resources	Lynne Elder
Human Resources Assistant	Madeleine Straley

### Information Systems

Senior Director-Information Systems	Brian Himstedt
Manager-Systems Analysis & Development	Becky Randall
Director-Information Systems	Neil Sell
IT Operations Associate	Barry Chambers

### Ticket Operations

Sr. Director-Ticket Operations	Anthony Blue
Director-Ticket Operations	Christine Darr
Coordinator-Vault Services	Jacque Tschirhart
Manager-Ticket Operations	Edward Chiu
Coordinator-Ticket Operations	Kyle Armstrong

**COMMUNICATIONS & BROADCASTING**  
(VP - Mike Swanson)

Manager-Radio Network Operations . . . . . Keith Kowalski  
On-Air Announcer (Radio) . . . . . Denny Matthews  
On-Air Announcer (Radio) . . . . . Steve Stewart  
On-Air Announcer (TV) . . . . . Ryan Lefebvre  
On-Air Announcer (TV) . . . . . Steve Physioc

**Media Relations**

Assistant Director-Media Relations . . . . . Mike Cummings  
Director-Alumni Relations . . . . . Dina Blevins  
Coordinator-Communications & Broadcasting . . . . . Nick Kappel

**MARKETING & BUSINESS DEVELOPMENT**  
(VP-Michael Bucek)

Sr. Director-Advertising & Marketing . . . . . Brad Zollars  
Sr. Director-Social Media . . . . . Erin Sladdens  
Sr. Manager-Special Events & Promotions . . . . . Matt Schulte  
Manager-Digital & Social Media . . . . . Anthony Meier  
Manager-Creative Services . . . . . Caitlin Wienck  
Manager-Theme Tickets & Marketing . . . . . Kendra Zink  
Content Producer-Real Time Specialist . . . . . Sam Lutz  
Content Producer-Editor & Animation . . . . . Kirby Wolff

**Event Presentation & Production**

Senior Director-Event Presentation & Production . . . . . Don Costante  
Director-Event Presentation & Production . . . . . Steven Funke  
Senior Editor . . . . . Jana Patton  
Manager-Production . . . . . Zach Weaver  
Director-Event Presentation . . . . . Nicole Averso  
Mascot . . . . . Bradley Collins

**Corporate Sales**

Sr. Director-Corporate Sponsorships & Broadcast Sales . . . . . Jason Booker  
Sr. Manager-Corporate Partnerships . . . . . Steve Garvey  
Director-Corporate Partnership Sales . . . . . Jason Kramer  
Sr. Manager-Corporate Partnerships . . . . . Megan Mackey  
Manager-Client Services . . . . . Luke Reed  
Manager-Client Services . . . . . Breanna Edgley  
Sr. Director-Client Services . . . . . Michele Kammerer  
Director-Partnership Marketing & Business Strategy . . . . . Ben Christian  
Manager-Client Services . . . . . Patrick Stacy  
Manager-Corporate Partnerships . . . . . Natalie Williams

**Ticket Sales & Service**

Sr. Director-Sales & Service . . . . . Steve Shiffman  
Manager-Group Sales . . . . . Kevin Bell  
Manager-Season Sales . . . . . Adam Cain  
Senior Account Services Representative . . . . . Carlos Ocampo  
Senior Account Services Representative . . . . . Ariel Peralta  
Account Executive-Season Tickets & Group Sales . . . . . Samuel Greenfield  
Manager-Premium Business . . . . . Britt Gardner  
Account Executive-Season Tickets & Group Sales . . . . . Molly Wright  
Account Executive-Season Tickets & Group Sales . . . . . Zach Plummer  
Account Executive-Season Tickets & Group Sales . . . . . Katy Davis  
Account Executive-Season Tickets & Group Sales . . . . . Caleb Smith  
Director-Sales & Services . . . . . Scott Wadsworth  
Manager-Ticket Sales Analyst . . . . .  
Manager-Season Ticket Retention and Benefits . . . . . Kayla Shively  
Sr. Account Services Representative . . . . . Jamie Johnson  
Sr. Account Executive-Membership Services . . . . . Ryan Ziegler  
Sr. Account Executive-Premium Services . . . . . Tim Goodman  
Sr. Account Executive-Membership Services . . . . . Chelsea Batschke  
Representative-Account Services . . . . . Hannah Maher

**PUBLICITY**  
(VP-Toby Cook)

Director-Publicity . . . . . Amanda Turk

**COMMUNITY RELATIONS**  
(VP-Ben Aken)

Director-Community Relations . . . . . Katie McMullen  
Director-Community Outreach . . . . . Betty Kaegel  
Manager-Community Relations & Royals Charities . . . . . Megan Rowe  
Director-Royals Charities . . . . . Amanda Grosdidier

**BALLPARK OPERATIONS & DEVELOPMENT**

Manager-24 Hour Security . . . . . Brian Ferguson  
Manager-Parking & Transportation . . . . . Bryan Ross  
Assistant Manager-24-Hour Security . . . . . Cheryl Sutton

**Ballpark Operations**

Sr. Director-Stadium Engineering . . . . . Todd Burrow  
Manager-Ballpark Operations . . . . . Zachary Rosenberg  
Engineer-Audio/Visual . . . . . William Cunningham  
Lead-Mechanic . . . . . Mike Rader  
Lead-Carpenter/Painter . . . . . Rick Bobki  
Lead-Electrician . . . . . Robert James  
Technician-Ballpark Operations . . . . . Bryon Clark  
Technician-Ballpark Operations . . . . . Aaron Sawyer  
Painter . . . . . Doug Strauss

**Ballpark Services**

Sr. Director-Ballpark Operations . . . . . Isaac Riffel  
Director-Ballpark Services . . . . . Johnny Williams  
Manager-Ballpark Services . . . . . Nate Rodgers  
Assistant Manager-Ballpark Services . . . . . Nick Pironi  
Window Washer . . . . . Joel Kirch

**Event Operations & Fan Experience**

Director-Event Operations . . . . . Bryan Ross  
Director-Guest Service & Fan Experience . . . . . Travis Bryant  
Coordinator-First Impressions (Receptionist) . . . . . Kathy Butler  
Coordinator-Mail Services . . . . . Ricky Sims  
Guest Experience Specialist . . . . . Cireena White

**Groundskeeping & Landscaping**

Senior Director-Groundskeeping & Landscaping . . . . . Trevor Vance  
Manager-Groundskeeping . . . . . Shane Montgomery  
Manager-Groundskeeping . . . . . Jonnie Reed  
Coordinator-Facilities & Grounds . . . . . Clint Elder  
Assistant-Grounds . . . . . Anthony Bruce



**2019 KANSAS CITY ROYALS MEDIA GUIDE**

2019 marks the production of the 51st media guide in Royals history. The 2019 Royals Media Guide is a copyrighted publication. Information herein is prepared for use by accredited members of the news media. Those desiring to use this information for commercial purposes should contact the Royals Media Relations Department. The media guide was written and edited by Assistant Director-Media Relations Mike Cummings and Coordinator of Communications & Broadcasting Nick Kappel, with assistance from Vice President-Communications & Broadcasting Mike Swanson and Director-Alumni Relations Dina Blevins. Cover and design throughout the book was done by Manager of Creative Services Caitlin Wienck. Photography throughout the book by Jason Hanna, Sam Lutz and Getty Images. Special thanks to Fabio Herrera, Jack Monahan, Emily Penning and Amanda Turk for editorial assistance. Stats provided by MLB, *Elias Sports Bureau* and Stats, LLC. Printed at Ben Franklin Press in Tempe, Ariz.



## 1968

- 👑 **January 11** - Ewing M. Kauffman becomes the first owner of the expansion Kansas City franchise, paying \$5.3 million.
- 👑 **March 21** - Board of Directors selects the name "Royals" from more than 17,000 suggestions.
- 👑 **April 4** - Kansas City agrees to co-op with minor league team in Dubuque (Iowa), beginning their farm system.
- 👑 **April 25** - Gerald Lyscio becomes the first player to sign with the Royals.
- 👑 **June 6** - KC selects 25 players in baseball's Free Agent Draft.
- 👑 **July 11** - Ground is broken for Truman Sports Complex.
- 👑 **September 9** - Joe Gordon is named first manager in club history.
- 👑 **October 15** - Kansas City selects 30 players in Expansion Draft.

## 1969

- 👑 **April 1** - Royals obtain Lou Piniella from the Seattle Pilots.
- 👑 **April 8** - Royals win first-ever game, 4-3, in 12 innings over the Twins.
- 👑 **July 16** - Ellie Rodriguez becomes the first Royal selected to an All-Star Game.
- 👑 **October 8** - Charlie Metro named manager.
- 👑 **November 26** - Lou Piniella named AL Rookie of the Year.

## 1970

- 👑 **January 20** - Ground is broken for the team's minor league complex and Baseball Academy in Sarasota, Fla.
- 👑 **June 9** - Bob Lemon named manager.

## 1971


- 👑 **September 18** - The Royals defeat the Twins, 4-2, securing their 81st win and their first winning record in 161-game season.

## 1972

- 👑 **October 3** - Jack McKeon named manager.

## 1973

- 👑 **April 10** - Royals Stadium opens with a 12-1 win over the Texas Rangers.
- 👑 **April 27** - Steve Busby hurls the first no-hitter in franchise history at Detroit.
- 👑 **June 12** - Frank White, a future Royals Hall of Famer and eight-time Gold Glove winner, becomes the first Royals Academy graduate to make the Majors.
- 👑 **July 24** - The NL defeats the AL, 7-1, in the MLB All-Star Game at Royals Stadium.
- 👑 **August 2** - George Brett makes his debut and collects first hit.
- 👑 **September 26** - Paul Splittorff beats the White Sox, 6-2, to become the Royals' first 20-game winner.



## 1974

- 👑 **June 19** - In Milwaukee, Steve Busby becomes the first pitcher in ML history to record no-hitters in each of his first two seasons.

## 1975

- 👑 **July 24** - Whitey Herzog named manager.

## 1976

- 👑 **October 1** - Royals win first AL West title when California eliminates Oakland, 2-0.
- 👑 **October 3** - George Brett goes 3-for-4 on season's final day to win first batting title.

## 1977

- 👑 **May 14** - Jim Colborn tosses no-hitter against the Texas Rangers—the first by a Royal in KC.
- 👑 **August 31-September 15** - Royals put together a club-record 16-game winning streak.
- 👑 **September 29** - Royals win 100th game and finish with 102.

## 1978

- 👑 **October 6** - George Brett blasts three home runs in Game 3 of the ALCS at New York, but the Royals lose the game and the series.

## 1979

- 👑 **October 24** - Jim Frey named manager.

## 1980

- 👑 **July 18-August 18** - George Brett's franchise-best 30-game hitting streak.
- 👑 **August 17** - Brett goes 4-for-4 against Toronto, moving over the 400 mark. Brett goes on to win second batting title at .390.
- 👑 **October 10** - Brett hits a three-run home run in the seventh inning at Yankee Stadium to send the Royals to their first World Series; Dan Quisenberry strikes out Willie Randolph for the final out.
- 👑 **October 17** - The Royals play the first World Series game ever in Kansas City, beating the Phillies, 4-3, in 10 innings.
- 👑 **October 18** - Willie Aikens hits two homers in Game 4 of the World Series, tying the series at two games apiece.

**1981**

- 👑 **August 31** - Dick Howser named manager.
- 👑 **October 5** - Royals win second half and advance to AL Division Series.
- 👑 **October 8** - Joe Burke named president and John Schuerholz named general manager.

**1982**

- 👑 **July 13** - Five players represent the Royals in All-Star game in Montreal as well as manager Dick Howser and trainer Mickey Cobb.
- 👑 **August 24** - John Wathan breaks record for most steals by a catcher.

**1983**

- 👑 **May 17** - Avron Fogelman purchases 49 percent of the club.
- 👑 **July 24** - George Brett hits infamous “Pine Tar” home run off the Yankees’ Goose Gossage. The Royals would complete the win on Aug. 18.

**1984**

- 👑 **April 4** - Bret Saberhagen becomes the youngest Royal, debuting at 19 years, 359 days old.
- 👑 **May 7** - George Brett signs “lifetime” contract.

**1985**

- 👑 **October 5** - Willie Wilson’s RBI single wins the AL West for Kansas City.
- 👑 **October 11** - George Brett goes 4-for-4, hitting two homers including a game-tying two-run shot, and makes several sparkling plays in the field as KC knocks off Toronto, 6-5, in ALCS Game 3.
- 👑 **October 16** - Jim Sundberg’s 3-run triple highlights a four-run sixth as KC defeats the Blue Jays, 6-2, in Game 7 and heads to its second World Series.
- 👑 **October 22** - Frank White hits a two-run home run as the Royals take Game 3 of the World Series, 6-1, trimming St. Louis’ lead to 2-1.
- 👑 **October 26** - In the most famous inning in team history, the Royals score two runs in the bottom of the ninth on Dane Iorg’s two-run single, tying the series at 3 games apiece.
- 👑 **October 27** - The Royals win their first World Series title, defeating the Cardinals, 11-0, in Game 7. Bret Saberhagen pitches a five-hitter, while Darryl Motley homers and catches the final out.

**1986**

- 👑 **April 12** - After missing nearly three seasons because of an injury, Dennis Leonard hurls a three-hit shutout against Toronto.
- 👑 **June 7** - Amos Otis and Steve Busby are inaugural inductees into Royals Hall of Fame.
- 👑 **July 15** - Frank White homers as AL wins All-Star Game in Houston, 3-2. It is Dick Howser’s final game as manager.
- 👑 **September 14** - Bo Jackson hits his first Major League home run, an estimated 475-foot blast, the longest in the history of the stadium, at the time.



George Brett and Bret Saberhagen embrace on the pitcher’s mound after the final out is recorded in the 1985 World Series.

**1987**

- 👑 **February 23** - Dick Howser steps down as manager due to cancer.
- 👑 **May 30** - Paul Splittorff and Cookie Rojas inducted into Royals Hall of Fame.
- 👑 **June 17** - Dick Howser passes away.
- 👑 **July 3** - Dick Howser’s number 10 is retired and he is inducted into Royals Hall of Fame.
- 👑 **August 27** - John Wathan named manager.
- 👑 **September 28** - Kevin Seitzer becomes just the 13th rookie to record 200 hits in a season.

**1988**

- 👑 **August 27** - Mark Gubicza strikes out a then Royals-record 14 Minnesota Twins. Zack Greinke tops him nearly 21 years later to the day.
- 👑 **September 26** - Gubicza earns win No. 20 vs. Seattle.

**1989**

- 👑 **June 5** - Bo Jackson nails Harold Reynolds at the plate in the 10th inning with an amazing throw, cutting off what would have been the winning run.
- 👑 **July 8** - Hal McRae and Dennis Leonard inducted into Royals Hall of Fame.
- 👑 **July 11** - Bo Jackson homers and is named MVP of All-Star Game in Anaheim.
- 👑 **September 30** - Bret Saberhagen wins his team-record 23rd game.
- 👑 **November 15** - Saberhagen wins second career Cy Young Award.





Bo Jackson was named MVP of the All-Star Game at Anaheim Stadium in 1989.

## 1990

- 👑 **August 7** - Brian McRae triples in his Major League debut. Brian and Hal become the first father-son duo to play for the Royals.
- 👑 **October 3** - George Brett finishes the season hitting .329, winning his third batting title in three different decades.
- 👑 **October 10** - Herk Robinson named general manager.

## 1991

- 👑 **May 23** - Hal McRae named manager.
- 👑 **August 26** - Bret Saberhagen throws the Royals' fourth no-hitter, topping the White Sox, 7-0.

## 1992

- 👑 **May 12** - Royals president Joe Burke dies of cancer at the age of 68. Later that season, he's inducted into Royals Hall of Fame.
- 👑 **September 30** - George Brett picks up hit #3,000 off the Angels' Tim Lincecum in Anaheim. He is picked off a batter later.

## 1993

- 👑 **May 23** - Ewing Kauffman inducted into Royals Hall of Fame.
- 👑 **July 2** - Royals Stadium is officially re-named Kauffman Stadium in honor of owner Ewing Kauffman, who passes away less than a month later on Aug. 1.
- 👑 **September 29** - George Brett plays his final game in Kansas City.

## 1994

- 👑 **May 14** - George Brett's number 5 is retired and he is inducted into the Royals' Hall of Fame
- 👑 **July 23-August 5** - The Royals win 14 in a row and move within striking distance of first place. The season ends less than a week later due to the players' strike.
- 👑 **October 7** - Bob Boone named manager.
- 👑 **October 19** - Bob Hamelin named AL Rookie of the Year.
- 👑 **October 25** - David Cone named AL Cy Young Award winner.

## 1995

- 👑 **March 17** - The Royals' First Lady, Muriel Kauffman, passes away.
- 👑 **April 7** - The Royals play on a grass field at Kauffman Stadium for the first time.
- 👑 **May 2** - Frank White's number 20 is retired.

## 1996

- 👑 **May 19** - Muriel Kauffman inducted in Royals Hall of Fame.
- 👑 **August 3** - John Mayberry inducted into Royals Hall of Fame.

## 1997

- 👑 **July 9** - Tony Muser named manager.
- 👑 **September 18** - Jay Bell hits his 21st and final home run of the season, a KC record for a shortstop.

## 1998

- 👑 **September 14** - Carlos Beltran makes his debut at 21 years old and singles in first at bat.

## 1999

- 👑 **July 25** - George Brett is inducted into Baseball's Hall of Fame in Cooperstown, N.Y. Brett received 98.2 percent of the votes, the sixth-highest mark ever.
- 👑 **August 25** - Jeff Montgomery records his 300th career save.

## 2000

- 👑 **March 14** - Board of Directors announces David Glass will become the Royals' second full-time owner.
- 👑 **April 28** - David Glass officially becomes owner.
- 👑 **October 1** - Royals set club records in runs (879), hits (1,644) and average (.288).

## 2001

- 👑 **October 7** - Six Royals reach double figures in home runs, led by Mike Sweeney, who hits a career-high 29.

## 2002

- 👑 **September 25** - Mike Sweeney enters the final weekend neck-and-neck with Manny Ramirez for the batting crown. Sweeney misses out, but still records second-highest mark (.340) in KC history.

**2003**

- 👑 **February 27** - Royals and Rangers play the first game at their new spring facility in Surprise, Ariz.
- 👑 **March 31-April 12** - Royals open season with nine consecutive wins.
- 👑 **November 11** - Angel Berroa wins the AL Rookie of the Year.

**2004**

- 👑 **April 5** - Trailing Chicago 7-3 entering the bottom of the ninth, KC scores six runs including a game-tying three-run homer by Mendy Lopez and a game-winning homer by Carlos Beltran to win, 9-7.
- 👑 **June 24** - Royals acquire Mark Teahen and John Buck in a three-team trade for Carlos Beltran.
- 👑 **August 8** - Denny Matthews inducted into Royals Hall of Fame.
- 👑 **September 9** - The Royals set a club record scoring 26 runs in the first game of a doubleheader in Detroit.

**2005**

- 👑 **May 31** - Buddy Bell named manager.
- 👑 **August 13** - Bret Saberhagen inducted into Royals Hall of Fame.

**2006**

- 👑 **April 4** - The citizens of Jackson County pass a proposition that paves the way for major renovations of Kauffman Stadium.
- 👑 **May 30** - Dayton Moore is named General Manager.
- 👑 **June 6** - Luke Hochevar becomes the Royals' first No. 1 overall pick.
- 👑 **July 21** - Mark Gubicza inducted into Royals Hall of Fame.
- 👑 **November 2** - Mark Grudzielanek is named the *Rawlings* Gold Glove winner at second base.

**2007**

- 👑 **July 29** - Denny Matthews is honored with the Ford C. Frick Award during induction ceremonies at Cooperstown.
- 👑 **October 3** - Groundbreaking for Kauffman Stadium renovations.
- 👑 **October 19** - Trey Hillman named manager.

**2008**

- 👑 **June 28** - Art Stewart inducted into Royals Hall of Fame.
- 👑 **July 12** - Second baseman Mark Grudzielanek records hit #2,000 against the Mariners. Later in the game, David DeJesus hits a 2-run, 2-out walk-off home run to send the Royals to the 5-4 win.

**2009**

- 👑 **April 10** - The newly-renovated Kauffman Stadium is dedicated.
- 👑 **September 26** - Billy Butler collects his 50th double, becoming the fifth player in MLB history to reach 50 doubles and 20 homers before the age of 24.

- 👑 **November 17** - Zack Greinke wins the AL Cy Young Award, joining Bret Saberhagen (1985, 1989) and David Cone (1994) as the only Royals pitchers to do so. Greinke led MLB with a 2.16 ERA.

**2010**

- 👑 **May 13** - Ned Yost named manager.
- 👑 **June 16** - Commissioner Bud Selig announces from the field that Kauffman Stadium will be the site of the 2012 MLB All-Star Game.
- 👑 **August 13** - Closer Joakim Soria, who earlier was named to his second career All-Star Game, saves his 25th consecutive game, a Royals record. Soria would go on to extend his streak to 36 straight.

**2011**

- 👑 **August 2** - 2012 All-Star logo unveiled.
- 👑 **September 15** - Melky Cabrera hits his 40th double as an outfielder, joining Jeff Francoeur and Alex Gordon as the first trio of outfield teammates in MLB history with 40 doubles.
- 👑 **November 1** - Left fielder Alex Gordon wins his first *Rawlings* Gold Glove.

**2012**

- 👑 **July 10** - The NL defeats the AL, 8-0, in the 83rd MLB All-Star Game at Kauffman Stadium.
- 👑 **October 30** - Left fielder Alex Gordon wins his second consecutive *Rawlings* Gold Glove
- 👑 **November 8** - DH Billy Butler wins an American League Silver Slugger.
- 👑 **December 4** - Billy Butler voted the Edgar Martinez Outstanding Designated Hitter.

**2013**

- 👑 **July 16** - Salvador Perez, Alex Gordon and Greg Holland are selected to the All-Star Game at Citi Field.
- 👑 **September 22** - Justin Maxwell hits a walk-off grand slam in the 10th inning to beat Texas, 4-0, giving KC its most home wins (44) since 1992.
- 👑 **October 29** - Alex Gordon, Eric Hosmer and Salvador Perez win *Rawlings* Gold Glove Awards. Gordon becomes the first Royal to win three-straight awards since Frank White (1977-82).



Salvador Perez, Eric Hosmer and Alex Gordon were each honored with *Rawlings* Gold Gloves in 2013 and 2014.



## 2014

- 🏆 **July 6** - Alex Gordon, Greg Holland and Salvador Perez are once again All-Stars at Target Field in Minneapolis.
- 🏆 **August 31** - ESPN Sunday Night Baseball returns to Kauffman Stadium for the first time since 1996. However, the game vs. Cleveland is suspended in the 10th inning.
- 🏆 **September 26** - On a cool night in Chicago, the Royals clinch their first postseason berth since 1985 with a 3-1 victory over the White Sox.
- 🏆 **September 30** - The Royals rally from a four-run deficit for an exhilarating 9-8, 12-inning triumph over Oakland in the AL Wild Card Game.
- 🏆 **October 15** - The Royals finish off a four-game sweep of the Baltimore Orioles in the American League Championship Series with a 2-1 victory.
- 🏆 **October 28** - Jordano Ventura tosses 7.0 scoreless innings vs. the Giants as the Royals force a deciding game in the World Series with a 10-0 win.
- 🏆 **November 3** - Alex Gordon, Eric Hosmer and Salvador Perez are named *Rawlings* Gold Glove winners. Gordon is honored as the club's first Platinum Glove winner.

## 2015

- 🏆 **April 13** - Kansas City wins its first seven games of the season, marking the Royals' longest winning streak to open the year since 2003.
- 🏆 **June 18** - Ned Yost becomes the winningest manager in franchise history, earning his 411th victory with the club in Kansas City's 3-2 triumph over Milwaukee.
- 🏆 **July 14** - The club sends a franchise-record seven players to the Midsummer Classic in Cincinnati, with four – Salvador Perez, Alcides Escobar, Lorenzo Cain and Alex Gordon named starters for the AL. Gordon does not participate due to injury.
- 🏆 **September 24** - Kansas City clinches its first Central Division title with a 10-4 win over the visiting Mariners. KC's 95 regular-season wins are the third-most in franchise history and top total in 35 years.
- 🏆 **October 12** - The Royals rally from a four-run deficit in the eighth inning to stave off elimination in Game 4 of the AL Division Series in Houston, 9-6. KC goes on to win the series in a decisive fifth game two days later.
- 🏆 **November 1** - Despite trailing 2-0 after eight, the Royals rally for a 7-2 win in 12 innings to clinch the second World Championship in franchise history. Salvador Perez is named World Series MVP.
- 🏆 **November 3** - More than 800,000 fans show up to celebrate with the 2015 World Series champions at a parade through downtown Kansas City.
- 🏆 **November 10** - Alcides Escobar, Eric Hosmer and Salvador Perez all win *Rawlings* Gold Gloves, marking the third-straight season that KC has had three honorees.

## 2016

- 🏆 **July 12** - Eric Hosmer becomes the second Royal to earn All-Star MVP honors, after he and teammate Salvador Perez connect for back-to-back home runs in the Midsummer Classic in San Diego. Wade Davis and Kelvin Herrera are also selected to the game.



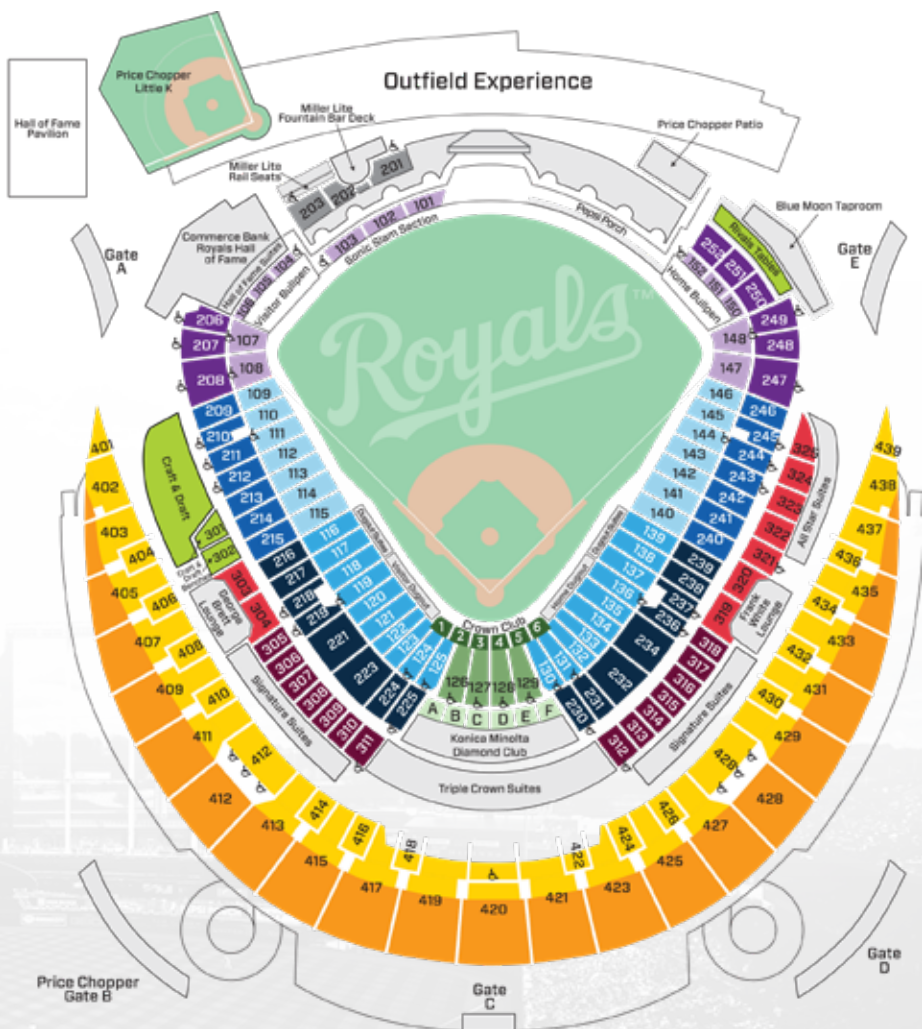
- 🏆 **August 1** - Danny Duffy fans 16 Rays hitters over 8.0 scoreless innings to set a single-game franchise record. He allows just one hit in his 8.0 shutout frames.
- 🏆 **November 8** - Salvador Perez is awarded his fourth consecutive *Rawlings* Gold Glove. He's the third Royals player to win a Gold Glove in four consecutive seasons, joining Alex Gordon and Frank White.
- 🏆 **November 10** - Perez becomes the first Royals catcher to win a *Louisville* Silver Slugger Award.

## 2017

- 🏆 **January 22** - The Royals mourn the tragic death of pitcher Jordano Ventura, who passes away in a car accident in his native Dominican Republic.
- 🏆 **July 10** - Mike Moustakas becomes the third Royal to participate in the Home Run Derby, slugging 10 in a first-round loss to Minnesota's Miguel Sano.
- 🏆 **July 11** - Mike Moustakas, Salvador Perez and Jason Vargas all play in the 88th MLB All-Star Game in Miami. It's the fifth-straight year KC places at least three players on the AL squad.
- 🏆 **September 20** - Mike Moustakas crushes his 37th home run of the season at Rogers Centre, breaking the club's single-season record previously held by Steve Balboni.
- 🏆 **November 7** - Alex Gordon and Eric Hosmer are honored with *Rawlings* Gold Glove Awards. It's Gordon's fifth award, while Hosmer is honored for the fourth time.

## 2018

- 🏆 **March 29** - Kansas City embarked on its 50th season, hosting the Chicago White Sox on Opening Day.
- 🏆 **July 17** - Salvador Perez makes his fifth-straight start in an All-Star game, serving as the American League's catcher at the Midsummer Classic in Washington, D.C.
- 🏆 **September 8** - Recently acquired Jorge López retires the first 24 Minnesota Twins he faces, before walking the leadoff hitter in the ninth. López becomes the first Royal to take a perfect game into the ninth inning, helping KC to a 4-1 win at Target Field.
- 🏆 **November 4** - Alex Gordon and Salvador Perez are honored with *Rawlings* Gold Glove Awards, giving Kansas City a Major League-best 16 award winners since 2011.



 Disabled Seating

Premium Seating	
	Crown Club Seats
	Konica Minolta Diamond Club Box
	Konica Minolta Diamond Club Seats

Field/Plaza Level	Lexus Level
	 Lexus Infield
	 Lexus Outfield
	 Craft and Draft
	<b>View Level</b>
	 View Box
	 View Reserved
	

# KAUFFMAN STADIUM

The Kansas City Royals will celebrate their 47th season at Kauffman Stadium in 2019. Kauffman has always been one of the crown jewel ballparks of Major League Baseball. Having hosted 83,497,353 fans since 1973, 'The K' with its signature look, has proudly stood the test of time.

The Royals drew over 2 million fans to the park three seasons in a row (2015-17), something that hadn't been accomplished in three-straight years since the club did it in seven consecutive seasons, from 1985-91. 'The K' has played host to two World Series and an All-Star Game over the past seven seasons.

After years of planning and design, the Royals unveiled an exciting \$250 million renovation of a true Kansas City landmark prior to the 2009 season. Visitors enjoy an improved Kauffman Stadium experience with unsurpassed amenities and state-of-the-art technology that touch each and every fan entering the park.

After debuting the spectacular 84' x 104' Crown Vision HD scoreboard for the 2008 season, the Royals put the finishing touches on one of the most majestic and visually exciting scoreboards in the world with a brand-new interactive crown rising about 40 feet above Crown Vision.

Upon entering through the larger and grander entrances, fans have a chance to explore the stadium via a 360-degree expanded concourse while still keeping tabs on the action on the field. An increase in both concessions and restrooms limit the time spent away from your seats.

Fans who want a field level view of the action can sit in the Crown Club, behind home plate, or in two field-level suites, located down the line from both the home and visiting dugouts.

Introduced in 2016, the Craft & Draft featuring Boulevard Brewing Company is a unique approach to the social experience of baseball located in the left field corner of The K on the Loge Lexus Level. The area replaced the former .390 Bar and Grill. The dining area provides 24 beers on tap and 50 bottled beers as well as a menu that takes a handcrafted approach to gastro pub fare with an emphasis on fresh and local ingredients.

The Outfield Experience provides the fans of Kansas City entertainment for all ages. In addition, the views of the field are spectacular and give fans several brand-new locations to take in a game. Unveiled in 2012 was the largest in-stadium solar array in MLB as part of an energy partnership with KCP&L. In 2012, an expansive solar energy array was installed as part of an energy partnership with KCP&L. At the time, the array was the largest in MLB. The 120 panels on the Outfield Experience canopy provide approximately 36,000 kWh of renewable energy each year.

The outfield overhaul now gives Royals fans a chance to sit and enjoy the game from a venue not previously offered. The Outfield Box seats in left-center field sit directly behind the outfield wall and in front of the world-famous fountains. Those seats hug the

newly renovated Miller Lite Fountain Bar, which is built on the old JumboTron base. The expanded area will offer a variety of unique amenities, including two new group areas, lawn/taillgate games and photo opportunities.

In front of the fountains in left-center are the Sonic Slam seats. Right-center field offers a "standing room only" area between the outfield wall and the fountains, called the Pepsi Party Porch. This area has become among the most popular on hot summer days and nights since, at times, they are in the "splash zone" of the iconic fountains.

The left-field area is home to the 7,000-square foot Royals Hall of Fame, presented by Commerce Bank, which opened in 2009. The Hall of Fame features numerous exciting and interactive exhibits as well as memorabilia that will delight Royals fans. Behind the Hall of Fame, fans will find the kids area complete with the Price Chopper Little K with a field turf surface. In addition, there is state-of-the-art batting and pitching cages, the New Era Cap Store, five holes of mini-golf at the Sluggerr's Putt-Putt, a Royals-themed carousel, the base run all sponsored by Price Chopper and several kids-friendly food options, including Belfonte's Ice Cream Shop.


Also in left field this season will be the set for the Royals' official pre- and post-game show, Royals Live on FOX Sports Kansas City. Throughout the season, broadcasters Joel Goldberg and Jeff Montgomery will host shows from this set.

Fans move along the outfield "Walk of Fame" toward Sweet Baby Rays BBQ and the Rivals restaurant in right field, which boasts The 360 Baseline Bar and the Blue Moon Taproom, which features specialty beers that can only be found at Kauffman Stadium, or at the Blue Moon Brewery in Colorado. Next to Rivals you will find the Price Chopper Patio which offers a unique view of the game for groups of 40-60 people located just above the iconic Kauffman Stadium Fountains.

The third level, or ground level of the stadium, features wider concourses, fan amenities, the Konica Minolta Diamond Club premium seating area and 5,000-square foot retail store. On the 3rd base side of the Konica Minolta Diamond Club, the Craft Cocktail Bar, presented by Kansas City's own Restless Spirits Distilling Company offers a variety of innovative and refreshing cocktails to both the Konica Minolta Diamond Club members as well as fans on the main concourse.

The Lexus Level has several suite options to fit any budget while the View Level (upper deck) has been completely renovated to include wider concourses, a food court, new concessions, new restrooms and a retail store.

The new Kauffman Stadium has become a breathtaking fusion of energetic surroundings and an intimate place to watch Royals Baseball.



## STADIUM GROUNDRULES

- 👉 Batted ball striking the silver vertical railing closest to the bullpen on the seating area safety fencing on top of the left field or right field corner wall and bounding into the stands or bullpen: Out of Play.
  - Ball in flight: Home Run.
  - Bounding ball: Ground Rule Double.
- 👉 Batted ball striking any other portion of the outfield wall below the top horizontal railing and bounding into the stands or bullpen: Ground Rule Double.



**KAUFFMAN STADIUM QUICK FACTS**

Seating Capacity ..... 37,903

**Starting Times**

Day Games ..... 1:15 p.m./12:15 p.m.  
 Night Games ..... 7:15 p.m.  
 Saturday Night Games ..... 6:15 p.m.  
 Doubleheaders ..... TBA  
 (Complete Schedule on Back Cover)

**Outfield Distances**

Left Field ..... 330 feet  
 Left-Center ..... 387  
 Center Field ..... 410  
 Right-Center ..... 387  
 Right Field ..... 330  
 Height of Fence ..... 8 feet



**THE HISTORY OF KAUFFMAN STADIUM**

Opened as Royals Stadium on April 10, 1973, Kauffman is recognized throughout baseball as one of the game’s most beautiful ballparks. Since then, many exciting games have been contested, including the 1973 and 2012 All-Star Games, three no-hitters, playoff games in 1976, ’77, ’78, ’80, ’81, ’84, ’85, 2014 and ’15, with 13 World Series games in 1980, 1985, 2014 and 2015. The facility was officially renamed in honor of Ewing M. Kauffman in a ceremony at the stadium on July 2, 1993.

Before the 2004 season, the outfield fences in the gaps and in straight-away center field were moved back 10 feet to their original dimensions of 387 and 410, respectively, making Kauffman Stadium one of the most spacious parks in Major League Baseball. In addition, the warning track was changed to a natural surface, and the height of the fence is now at eight feet. The fences were moved in 10 feet from bullpen to bullpen prior to the 1995 season and lowered from 12 feet to nine feet. Also at that time, a grass playing field replaced the artificial surface at Kauffman Stadium.

Kauffman Stadium’s unique features include a 322-foot wide water spectacular. The water spectacular is the largest privately funded fountain in the world. In keeping with the architecture of the stadium, the existing water spectacular featuring cascading water now extends near the left field corner.

Prior to the 1999 campaign, additional field level seating, known as “Crown Seats” and four dugout suites were added.

The renaming of the stadium was appropriate in that it was the strength and integrity of Ewing M. Kauffman’s ownership

that provided the cornerstone for the Royals success. Kauffman purchased the club as an expansion franchise in 1968 with the primary and continuous motivation of providing winning Major League Baseball for Kansas Citizens.

Kauffman, who founded Marion Laboratories in his mother’s basement and built it into a diversified health care company with sales reaching nearly one billion dollars, possessed a sense of daring and an innate ability to motivate those around him. “Mr. K” also gave much personal attention to the Kansas City community, an important philosophy that was inbred into the Royals’ organization and still remains today.

Among the awards Mr. Kauffman won for his leadership include the Kansas City Press Club’s 1973 Man of the Year, an induction into the Missouri Sports Hall of Fame and being named one of 20 finalists for enshrinement in the Baseball Hall of Fame in 2008. Mr. K passed away on August 1, 1993.



**Ewing M. Kauffman**



The Royals recognize the importance of working together to make a difference in our community. In 2018, the Royals' off-the-field impact included extensive community outreach programs and grant funding from the team's foundation, Royals Charities. Created in 2001, Royals Charities supports children, education, youth baseball/softball field renovations, and military families in the greater Kansas City area and Midwest. Under the leadership of the Glass family, Royals Charities donated \$1.5 million in grants to 73 nonprofit organizations in 2018 and more than \$16.3 million since its inception. Below is a sampling of the club's signature community and Royals Charities programs. For more information, please visit [royals.com/community](http://royals.com/community), [royals.com/royalscharities](http://royals.com/royalscharities) or call (816) 921-8000.

## BUCK O'NEIL LEGACY SEAT PROGRAM



Buck O'Neil had an enormous impact on the world of baseball and the lives of the everyday people he touched. Buck spent many days supporting the Royals from the same seat behind home plate as a scout and a fan. To honor Buck, the Legacy Seat program fills "Buck's



Seat" for every home game with a member of the community who embodies an aspect of Buck's spirit.

In addition to being guests of the Royals, Buck Seat honorees are featured during FOX Sports Kansas City broadcasts of home Royals games. To nominate a Legacy Seat honoree, visit [royals.com/buckseat](http://royals.com/buckseat)



## MILITARY

The Kansas City Royals are proud to support the men and women of the armed forces through various events and programs throughout the season. For the seventh consecutive season, the club will honor a member of the military each game in the Salute to Service presented by Miller Lite. To nominate someone to sit in the seat, please visit [royals.com/salute](http://royals.com/salute). For more information on our military programs and events, visit [royals.com/military](http://royals.com/military)



### Monday, May 13

The Royals Charities Celebrity Golf Tournament is hosted at Shadow Glen Golf Club. This competitive round of golf is played with your favorite Royals alumni and current Royals players. Proceeds benefit Royals Charities and Special Olympics KC Metro.

For more information, visit [royals.com/golf](http://royals.com/golf)



### Friday, May 10

This on-air auction presented by FOX Sports Kansas City gives viewers the opportunity to bid on several unique ballpark experiences, ticket packages, and exclusive Royals memorabilia. For more information, visit [royals.com/broadcastauction](http://royals.com/broadcastauction)







**Monday, June 10**

In a one of a kind event, Royals Charities invites fans, sponsors, and special guests to join in an evening on the field at Kauffman Stadium. Guests enjoy food, Royals player meet and greets, a silent auction, live concert and a spectacular fireworks display. Proceeds benefit The Kansas City Fisher House through Royals Charities. For more information, visit [royals.com/diamondofdreams](http://royals.com/diamondofdreams)



**Saturday, August 10**

Royals Charities hosts a special 5K & 10K race presented by Price Chopper where participants run on the field as part of the course. Runners receive a t-shirt, raceday food, a ticket voucher for a Royals home game and other amenities. For more information, visit [royals.com/run](http://royals.com/run)

**GRANTS/ROYALTY FIELDS**

Royals Charities offers general grant funding to nonprofit organizations that support children, education or military families in Kansas City. In addition, Royals Charities provides financial support to help improve baseball and softball fields across a seven state region in the Midwest. Spring and fall grant applications are accepted and can be submitted at [royals.com/grants](http://royals.com/grants) or [royals.com/royaltyfields](http://royals.com/royaltyfields) respectively.



**50/50 RAFFLE**



The Royals Charities 50/50 Raffle is an in-stadium fundraiser in which one lucky fan can win big at every home game. Staff sell raffle tickets from the time stadium gates open until the end of the sixth inning. One winning ticket is selected, with the winner taking home half of the evening's net proceeds. The other half is donated to Royals Charities.

[royals.com/5050](http://royals.com/5050)



**EDELMAN & THOMPSON**

**GAME DAY GREETINGS**

Fans can support Royals Charities while commemorating a special occasion by displaying a Gameday Greeting on the right and left field LED boards at Kauffman Stadium during a Royals home game. Visit [royals.com/gamedaygreetings](http://royals.com/gamedaygreetings) to reserve your special greeting.

**LICENSE PLATE**

Missouri residents can show team spirit and support Royals Charities with a personalized license plate featuring the Kansas City Royals logo. Proceeds benefit Royals Charities. For more information, visit [royals.com/licenseplates](http://royals.com/licenseplates).





## KANSAS CITY URBAN YOUTH ACADEMY

*The Kansas City MLB Urban Youth Academy continues its mission to empower Kansas City's underserved youth through baseball and softball, as well as academic and social opportunities, to be the leaders of tomorrow. In its first year, the Academy introduced new programs including the Sandlot League, Youth Elite Training (YET) Program and the Raising Royals After-School Program, while also serving host to an array of new events.*

### **SANDLOT LEAGUE**

The Sandlot League served as an instructional and developmental T-ball/Machine Pitch league to introduce youth ages 6-9 to the game of baseball and softball. The program ran for eight weeks in June and July this summer, with practices on Wednesdays and games on Saturdays. The Sandlot League was followed up by Sandlot 2.0, a four-week fall program that offered advanced instruction to 40 young athletes that participated in the summer program.



### **2018 ROYALS SPRING TRAINING EXPERIENCE**



Eight student-athletes representing KCMO and Kansas RBI were invited to attend an all-expense paid trip to Royals Spring Training in Surprise, Ariz. These student-athletes had access to Major League and Minor League coaching staffs for skill and personal

development in learning about the "Royal Way", participated in workouts with Minor League players and attended two Major League games to give them the full Spring Training experience.



### **YOUTH ELITE TRAINING (YET) PROGRAM**

The Youth Elite Training program was designed to identify and develop athletes from underserved communities who have the skills and desire to compete on a more competitive level. Each week, the program served approximately 60 boys ages 9-12, 75 boys ages 13-18, as well as 23 girls ages 9-18. Athletes participated in a series of hitting, fielding and base running drills to progress as baseball and softball players.



**RAISING ROYALS AFTER-SCHOOL PROGRAM**

The Raising Royals program welcomed 30 third and fourth-grade scholar-athletes from Kansas City Neighborhood Academy, KIPP Endeavor Academy, Crossroads Academy and Guadalupe



Centers for the 2018-2019 school year. The program runs Monday-Thursday and provides the opportunity to grow the knowledge of baseball and softball while emphasizing the importance of character development, educational enrichment and physical wellness.



**MLB ALL-STAR WEEK 2018**

As part of the MLB All-Star Week festivities, one baseball and softball team was selected to represent the KCUYA at the inaugural Commissioner’s Cup and Jennie Finch Classic. The KCUYA had 15 boys and 12 girls, ages 14-17 from the urban Kansas City area, showcase their talent during this four-day tournament against fellow



Youth Academy teams around the U.S. and Puerto Rico. The trip provided a once in a lifetime experience for all of the athletes, including some who had never traveled outside of the Kansas City area or had never attended an MLB game.



**MLB BREAKTHROUGH SERIES**

The KCUYA partnered with the MLB Youth Development program to host the first Breakthrough Series at the Academy. Sixty minority baseball athletes within the MLB and USA Baseball diversity pipeline across 22 states were invited to attend the three-day event. Along with intense on-field training, mentorship and seminars, the event featured guest speakers such as Royals Hall of Famer, George Brett. In 2019, the KCUYA will serve host to the MLB Softball Breakthrough Series.





## **DAVID GLASS**

*CHAIRMAN/OWNER*

David Glass is in his 20th season as Owner and Chief Executive Officer of the Kansas City Royals. In 1993, Glass was appointed interim chairman and Chief Executive Officer upon the passing of Ewing Kauffman. In April, 2000, his family acquired the Royals organization, where he continues to serve in the same capacity.

In 2015, the Royals captured the franchise's first World Series Championship in 30 years, electrifying the community and Kansas City fans all over the world.


During his ownership, Mr. Glass has been an active member in Major League Baseball and serves on several key committees within the Major League organization. He was elected to the Board of Directors of the Baseball Hall of Fame in July, 2000, where he serves as a member of the Pension Committee.

Prior to acquiring the Royals, Mr. Glass spent 30 years with Wal-Mart Stores, Inc., serving as President and Chief Executive Officer for 12 years, earning the reputation as one of the nation's premier executives. Under Glass' stewardship, he was credited with leading Wal-Mart through a period of unprecedented growth and becoming the nation's largest retailer with stores, supercenters and Sam's Clubs throughout the United States and internationally.

As a leader in the retail industry, Mr. Glass has been recognized with numerous awards throughout the years and was inducted into the Retail Hall of Fame in August, 2000. He served as a member of the Wal-Mart Board of Directors until 2011.

A native of Mountain View, Mo., Mr. Glass earned a business degree from Missouri State University. Currently, the College of Business is named David D. Glass Hall in honor of his dedication to the university. He and his family continue to support higher education as well as several other charitable interests.

Mr. Glass and his wife, Ruth, are the parents of three children, who also serve on the Royals Board of Directors, and they have six grandchildren and seven great-grandchildren.



Owner/CEO David Glass holds the Commissioner's Trophy, celebrating the 2015 World Series championship.





## DAN GLASS

TEAM PRESIDENT

Dan Glass is in his 20th season as President of the Kansas City Royals and is responsible for overseeing all aspects of the organization.

In 2014, the Royals were recognized by Baseball America, earning the prestigious “Organization of the Year” Award for just the second time in franchise history, while reaching the World Series for the first time in 29 years.

The club took it a step further in 2015, winning their second World Series championship and first since 1985.

Mr. Glass first joined the Royals in 1993 as a Baseball Operations Assistant and was named Assistant Director of Player Personnel three years later. Mr. Glass also assisted Major League, Scouting and Player Development operations. His responsibilities included the development of the Latin American program, negotiations of player contracts, arbitration preparation and budget oversight.

Mr. Glass is actively involved with Major League Baseball, serving on the Competition and Long-term Strategic Planning Committees. He also serves on the Royals Charities Board of Directors, the charitable foundation of the Kansas City Royals. Created in 2001, Royals Charities has donated more than \$14.8 million to support children, education, youth baseball/softball and military programs in and around the Kansas City area.

Glass is a partner of Glass Investments, a real estate development entity focusing on commercial property throughout the Midwest region. In addition, he serves on the Board of Directors of the Kansas City Crime Commission and the Board of Directors at Arvest Bank. He is also a graduate of the FBI Citizens Academy.

A graduate of Drury University, Dan and his wife, Penny, have two children and reside in Olathe, Kan.



Team President Dan Glass chats with broadcaster Ryan Lefebvre and VP-Community Relations Ben Aken during batting practice.



**RUTH GLASS**

Ruth Glass, the wife of David Glass, and mother of three children, Dan, Don and Dayna, is a member of the Royals Board of Directors. A native of New Mexico, Ruth makes numerous appearances as an inspirational speaker at Christian women's groups, churches and businesses. She and David currently reside in Bentonville, Ark.



**DON GLASS**

Don Glass is a businessman and resident of Rogers, Ark., along with his wife, Tammie. His educational background includes earning bachelor's degrees in geology and secondary education from the University of Arkansas, as well as a B.S. in management information systems from the University of Tulsa. Glass has one son and three grandchildren.



**DAYNA MARTZ**

An avid baseball fan her entire life, Dayna brings love and passion for the game as a member of the Royals Board of Directors. She has worked in the business community in finance, merchandising and retail sales. She is also the Chairman of PMD Enterprises and Secretary/Treasurer of the Glass Family Foundation.

Martz graduated from the University of Arkansas with a bachelor's degree in retail marketing. She and her husband, Phil, are the parents of three children and reside in Bentonville, Ark.



**JULIA IRENE KAUFFMAN**

Julia Irene Kauffman is Chairman and Chief Executive Officer of the Muriel McBrien Kauffman Foundation and Chairman of the Kauffman Center for the Performing Arts. Julia is a Trustee of the Ewing Marion Kauffman Foundation. She is Vice President of the Kansas City Symphony Foundation Board of Directors and Chairman of the Kansas City Ballet.

Julia has a degree in classical piano from The Royal Conservatory of Music, University of Toronto, and a Doctorate in Music from the University of Missouri-Kansas City.

She has three daughters, two granddaughters and one grandson.

**DAYTON MOORE**

SENIOR VP-BASEBALL OPERATIONS/GENERAL MANAGER

Dayton Moore is in his 13th full season with the Kansas City Royals in 2019, being named Senior Vice President-Baseball Operations/General Manager on May 30, 2006. He officially assumed his duties on June 8, 2006, becoming the sixth general manager in franchise history.

Since day one, the goal Moore set out to accomplish was to bring a World Championship back to Kansas City, a dream that was brought to fruition in 2015. The Royals bested the New York Mets in five games to win the franchise's first World Series championship in 30 years. The club

became just the fourth since 1997 to reach the Fall Classic in back-to-back seasons after falling to the San Francisco Giants in the 2014 World Series.

Moore's tenure in Kansas City has been one of the most successful runs in franchise history as the Royals have boasted 17 Rawlings Gold Glove Awards, 28 All-Star Game selections and a Cy Young Award winner. Since the 2011 season, no Major League club has earned more Rawlings Gold Gloves, winning 16 of them. KC's 21 All-Star selections since 2013 are also tied for the most in the American League (with the Yankees) and tied for the third-most in the Majors.

The 2015 season was one for the ages as Kansas City stormed to their first American League Central Division title, winning a league-best 95 games, their highest total since 1980. The club became just the second in Major League history to improve its win total in six-straight seasons. Along the way, the Royals set records in attendance, drawing 2.7 million fans to their 81 home games; local television viewership, recording an MLB-best 12.3 household rating during the 2015 season; and All-Star Game selections, sending seven players to the Midsummer Classic, which included four players who were selected as starters.

In 2016, Moore had the honor of being the featured speaker at the National Prayer Breakfast Leadership Luncheon in Washington, D.C. The National Prayer Breakfast is a series of meetings, luncheons and dinners, established in 1953 under Kansas native, President Dwight D. Eisenhower.

Moore has received several other accolades over the last five seasons, being named to the Kansas Baseball Hall of Fame and the Kansan of the Year in 2014. He has also been tabbed "Executive of the Year" by Major League Baseball (GIBBY Awards) in both 2014 and 2015, and earned the same distinction from the Kansas City Sports Commission in 2015.

He was recognized by the Boys & Girls Club with the John J. "Buck" O'Neil Diamond MVP Award as well as the Negro League Baseball Museum's Rube Foster Award for American League Executive of the Year in 2016

Under the direction of Moore, the Kansas City Urban Youth Academy officially opened its doors in March, 2018. The mission statement of the academy is to "utilize baseball and softball, fostering a culture for urban youth that eliminates social barriers while inspiring educational advancement, community awareness and character development that creates a reciprocating lifestyle of excellence."

A leader in the Kansas City community, Moore is also a regular speaker at numerous community events each year. In 2013, Moore started the "C" You In the Major Leagues Foundation. It was created to support youth baseball, education, families in crisis and faith-based programs and organizations. The foundation's mission is to provide hope and support to children and families by using youth baseball to develop future character-driven leaders. With that in mind, Moore started the "C" You at the "K" program in 2016, bringing high school students from six local youth organizations — the KCMO Police Athletic League, Ozanam, Boys Hope Girls Hope of Kansas City, the Guadalupe Center, and the two area RBI programs — for a special evening at Kauffman Stadium, including a character-based leadership discussion with the students. Some of the other organizations that have benefitted from "C" You In the Major Leagues are the Jewish Community Center, Higher M-Pact, National Center for Fathering, and the City Union Mission.

In 2017, Moore and his wife, Marianne, began supporting the Störling Dance Theater's production of *Underground*, the story of the Underground Railroad told in a unique and powerful way to address growing divisiveness in our culture over race.

Following the 2014 season, Moore wrote a book, "More Than a Season" (updated in 2016), with all of the author proceeds going to "C" You In the Major Leagues.

Moore, a native of Wichita, Kan., brought an impressive resume to the Royals in 2006, having previously worked for the Atlanta Braves' organization during their run of 14-straight division titles.

With Atlanta, Moore served three years as Director of Player Personnel, beginning in 2002. He originally joined the Braves' organization as an area scouting supervisor and was promoted to the front office in August, 1996 as an assistant in the baseball operations department.

Before joining the Braves, Moore served as an assistant baseball coach at his alma mater, George Mason University (1990-94). He received a Bachelor's degree (1989) and a Master's degree (1992) from GMU.

Moore and his wife, Marianne, reside in Leawood, Kan., and have two daughters, Ashley and Avery, and a son, Robert.

**ROYALS GENERAL MANAGERS**

Cedric Tallis	1969-74
Joe Burke	1974-81
John Scheurholz	1981-90
Herk Robinson	1990-2000
Allard Baird	2000-06
Dayton Moore	2006-Present





**KEVIN UHLICH**

**SENIOR VP-BUSINESS OPERATIONS**

Kevin Uhllich enters his 13th season in Kansas City after being named the Royals Senior Vice President-Business Operations on Nov. 7, 2006. Uhllich has 42 years of professional baseball experience which started as a batboy for the then, California Angels in 1976. Uhllich oversees the entire business side of the Royals' organization and specifically spearheaded the \$275M renovation of Kauffman Stadium, which was completed for the 2009 season. Uhllich also led the complete renovation of the Royals winter home in Surprise, Ariz. which was completed in February, 2016.

Uhllich headed the club's efforts to secure the 83rd Major League Baseball All-Star Game played in Kansas City in 2012. He was also instrumental in leading the planning efforts during the 2014 and 2015 postseasons, including the first World Series game played at Kauffman Stadium in over 29 years.

Uhllich came to the Royals after serving as Executive Vice President for the Washington Nationals during their start-up in 2005 and 2006. He joined the Washington Nationals' organization as their first Executive Vice President of Business as the club made the historic move from Montreal to Washington, D.C., prior to the 2005 season. He was tasked with assembling the club's entire business organization in just 45 days while also supervising an \$8M renovation of RFK Stadium leading up to the inaugural game. During the first two years, while the club was owned by Major League Baseball, Uhllich continued to lead the business efforts as the Nationals transitioned to the new Lerner family ownership group. During his tenure in Washington, he also was instrumental in the design and planning for the \$611M Nationals Park in Washington, D.C., which opened prior to the 2008 season.

Uhllich spent his first 28 seasons in the Los Angeles Angels' organization learning the business from the ground up. Starting in the Angels Clubhouse at the age of 19 and then moving to the front office as an assistant in the Stadium Operations department in 1981. Uhllich continued to ascending the corporate ladder while serving in various roles as Vice President of Stadium Operations and Vice President of Sales, Marketing and Operations.

When the Walt Disney Company purchased the Angels organization from Gene Autry in 1996, Uhllich was tabbed to direct the \$140M renovation of Anaheim Stadium on behalf of Disney Sports Inc.; a move that would eventually define his career. Upon the completion of the renovation in 1998, Uhllich was again asked to take back the reins of the entire Angels business organization for Disney Sports. It was during this time Uhllich led the effort to overhaul the Angels' brand identity to become southern California's only "red team"; a branding strategy which more than two decades later still dominates the geographic area and has become symbolic of the Angels brand. He was ultimately named the club's Senior Vice President of Business Operations in 2002; the same season the Angels won their first World Series title.

Uhllich currently serves as a Board Member for Starlight Theater in Kansas City and shares a love for the Arts with his entire family.

A native of Anaheim, California, Uhllich and his wife, Juanita, have twin boys, Chase and Cody, and a daughter, Katie. They reside in Overland Park, Kan.



Senior VP-Business Operations Kevin Uhllich presents legendary singer/writer Billy Joel with a custom jersey before Joel's concert at Kauffman Stadium in 2018.



**BEN AKEN**

**VICE PRESIDENT-COMMUNITY RELATIONS**

Ben Aken is in his fourth season as the Vice President-Community Relations. In his role, he oversees the Royals' Community Relations Department, which includes Royals Charities, the team's foundation. In 2018, the Royals supported more than 1,200 nonprofits with in-kind support and Royals Charities distributed over \$1.5 million in grants to Kansas City area charitable organizations that support children, education, youth baseball/softball and military families.

Aken is in his 20th season with the Royals, having previously served as the Senior Director-Community Relations from 2009-15. He joined the club in 2000 as an intern and has served in various capacities in the Community Relations Department.

Highlights of his time include helping several players earn national charitable outreach awards, overseeing more than \$2.5 million in community projects as part of the 2012 MLB All-Star Game and World Series appearances and facilitating a Royals USO Entertainment Tour to Kuwait in 2018.

He grew up in Papillion, Neb., attending Omaha Royals and Kansas City Royals games throughout the summers. He graduated cum laude from the University of Nebraska with a bachelor of science in business administration. During his time in Lincoln, he worked in the athletic marketing office.

Aken currently resides in Kansas City, Mo.



**GEORGE BRETT**

**VICE PRESIDENT-BASEBALL OPERATIONS**

George Brett is in his 26th season as the Royals' Vice President-Baseball Operations, continuing his long-time association with the organization. The 65-year-old Hall of Famer, who was selected by the Royals in the second round of the 1971 June Free Agent Draft, spent his entire big league playing career in Kansas City before moving into the front office following his retirement in 1993.

During the 2013 season, Brett took on the role of interim hitting coach, being named to the position on May 30. He served in that capacity until July 25, when he resumed his role as Vice President-Baseball Operations and Pedro Grifol was named full-time hitting coach.

Brett was inducted into Baseball's Hall of Fame in July of 1999 after receiving 98 percent of the votes, the seventh-highest mark in history. He played 21 seasons for the Royals, collecting 3,154 hits, three batting titles (1976, 1980 and 1990) and a Most Valuable Player Award (1980). The Royals retired Brett's number 5 and inducted him into the club's Hall of Fame on May 14, 1994.

Brett is involved in numerous charitable causes as well as several enterprises. He and his brothers own Brett Brothers Sports International which manufactures bats, gloves and other baseball equipment. Brett Brothers also own interest in several professional teams.

In 2018, Brett led a group of Royals alumni to visit U.S. troops in the Middle East as part of Fox Sports Kansas City's "This One's For You" broadcast.

George and his wife, Leslie, have three sons: Jackson, Dylan and Robin.



**MIKE BUCEK**

**VICE PRESIDENT-MARKETING & BUSINESS DEVELOPMENT**

Michael Bucek is in his 10th season as the Royals' Vice President-Marketing & Business Development. He oversees Royals marketing and branding, ticket sales and service, corporate partnerships, digital platforms, radio broadcast sales and in-game entertainment. In 2019, the focus of Royals marketing will be to continue to expand upon the Club's successful themed ticket promotions and to provide enhanced content across all social media platforms.

Prior to joining the Royals in 2009, Bucek spent five years with the NHL's Phoenix Coyotes where he was the club's Executive Vice President/Chief Marketing Officer. During Bucek's tenure, the Coyotes' marketing department created numerous initiatives designed to grow the sport of hockey in a non-traditional market and received several prestigious awards, including the NHL's Best Member Club Marketing Campaign.

Bucek spent two years with the Indy Racing League where he served as Vice President of Sales and Business Development. In this capacity, Bucek was responsible for managing corporate sales, fulfillment, and business development for the IndyCar Series.

Bucek also previously was with the Milwaukee Brewers as Vice President of Ballpark Development for six seasons. He negotiated the naming rights and concessions agreements for Miller Park as well as primary sponsorship and broadcast rights agreements. He supervised the suites sales campaign and participated in the ballpark design process. Bucek developed new branding for the Brewers and for the 2002 MLB All-Star Game in conjunction with Major League Baseball.

He served as the Director of Marketing and Broadcasting for the Chicago White Sox for seven years. He was responsible for corporate sales and fulfillment, marketing, promotions, broadcasting and game entertainment. He negotiated sponsorship and broadcast agreements for the White Sox and created new branding for the franchise, producing unprecedented licensed product sales in the early 1990's.

Bucek's career in sports started with a four-year stint in the Pacific Coast League with the San Francisco Giants Triple-A affiliate, the Phoenix Firebirds, from 1985 to 1988.



**TOBY COOK**

**VICE PRESIDENT-PUBLICITY**

Toby Cook is in his 13th full season with the Royals and serves as the team's Vice President of Publicity. A veteran of broadcast journalism, Cook is a main spokesperson for the Club's off-the-field matters. He works with local, regional and national media and regularly speaks to organizations throughout the Midwest on Royals activities. He also serves an integral role in Royals FanFest and other special events. Cook had previously served as Vice President of Community Affairs & Publicity and oversaw the

team's community and charity initiatives. During that time, the Royals added a series of successful charity events, distributing millions of dollars in grants, tickets and memorabilia to the community.

Prior to joining the Royals, Cook spent 15 years as a news anchor and reporter at four television stations, including WDAF-TV in Kansas City. He has also reported for several radio stations and newspapers.

Cook is a graduate and Outstanding Alumnus Award winner from Pittsburg (Kan.) State University.

He and his wife, Barbara, live in Overland Park, Kan., and have five children: Adam, Molly, Annie, Andrew and Caroline.





**RENE FRANCISCO**

*VP/ASST. GM-MAJOR LEAGUE & INTERNATIONAL OPERATIONS*

Rene Francisco is in his 13th season with the Royals and fifth as the club's Vice President/Assistant General Manager-Major League and International Operations. He was named Special Assistant to the General Manager/International Operations on Aug. 13, 2006 and promoted to Assistant GM/International Operations on Nov. 2, 2012. He was named to his current role on Jan. 5, 2015.

Francisco joined the Royals after working for the Atlanta Braves as Director of International Scouting in 2005. He returned to Atlanta after spending three years with the Los Angeles Dodgers as the Director of International Scouting. He initially joined the Braves in 1993 as an international scout, a position he held for three seasons before he was promoted to an Area Coordinator (Florida) during the 1998 season. He was the team's International Coordinator for Latin America from 2000-02.

Francisco attended and played baseball at Indian River State College and Jacksonville University before being drafted in the 38th round by the Chicago Cubs in 1989. The outfielder played two seasons in the minors before joining Palm Beach Community College as a coach.

He and his wife, Claudia, reside in Wellington, Fla. Their son, Diego, was selected by the Royals in the 40th round of the 2014 Draft.



**DAVID LAVERENTZ**

*VICE PRESIDENT-FINANCE & ADMINISTRATION*

David Laverentz is in his 11th year in Kansas City, after joining the club in 2009 as the Vice President-Finance & Administration. As the Royals' Chief Financial Officer, he oversees all financial aspects of the organization including payroll, capital planning, budgeting, financial reporting, and cash management. In addition, Laverentz oversees Information Technology, Human Resources and Ticket Operations for the Royals.

Prior to joining the Royals, Laverentz was a senior manager in the audit practice of the Big Four accounting firm KPMG and also worked for 15 years in the banking industry. Laverentz currently serves as Treasurer for two Kansas City charities, Royals Charities and Kansas City Urban Youth Academy.

He has an undergraduate degree from Kansas State University and has a master's degree in accountancy from the University of Missouri – Kansas City. Laverentz is a member of the American Institute of Certified Public Accountants and is a licensed CPA.

He resides in Leawood, Kan., with his wife, Delois, and their children, Daniel and Matthew.



## **J.J. PICOLLO**

**VICE PRESIDENT/ASST. GM-PLAYER PERSONNEL**

J.J. Picollo is in his fifth season as the club's Vice President/Assistant General Manager-Player Personnel. He was promoted to his current position on Jan. 5, 2015. He previously served as the Royals Assistant General Manager-Scouting & Player Development, a role he held since 2008. Picollo joined the Royals' staff on Aug. 13, 2006 as Director of Player Development.

He came to the Royals after serving as the Director of Minor League Operations for the Atlanta Braves beginning in 2005 and had been with the organization since 1999. Prior to his promotion as Director of Minor League Operations, Picollo served as the Assistant Director of Player Development after working as an Area Scouting Supervisor for Virginia, Maryland, Delaware, West Virginia, Pennsylvania, New Jersey and Washington D.C.

Before joining the Braves in 1999, Picollo served as Recruiting Coordinator and Hitting/Catching Instructor for five years, three at George Mason University and two at The George Washington University. He was drafted on two occasions by the Cincinnati Reds (1989 and 1993) and eventually signed with the New York Yankees after his senior year at GMU in 1994. He played his first two years of college baseball at North Carolina State University. He earned his bachelor's degree in communications at GMU and his master's degree in sports administration from The George Washington University.

He and his wife, Nicole, reside in Leawood, Kan., with their three children: Michael, Ryan and Lauren.



## **SCOTT SHARP**

**VICE PRESIDENT/ASST. GENERAL MANAGER**

Scott Sharp is in his 13th season in the Royals' front office and second as the Vice President/Assistant General Manager. He was named to his current role on Jan. 7, 2018. He has previously served as the Director of Player Development during the 2013 and 2014 seasons. He joined the organization on Sept. 28, 2006 as Assistant Director of Player Development and was promoted to Director of Minor League Operations on Aug. 1, 2008.

He joined the Royals after serving as an area scout for eight seasons with three Major League clubs. He was most recently with the Texas Rangers where he served as an area scout for two years and was responsible for North Carolina, South Carolina and Georgia. Prior to joining Texas, he was an area scout for Pittsburgh for two seasons (2003-04) and the Los Angeles Dodgers for four years (1999-2002). He was named the Dodgers' Scout of the Year in 2000. His first player signing was Eric Junge, who debuted with the Phillies in 2002.

Sharp began his professional career as a 25th-round selection of the Cincinnati Reds in 1994. He was a catcher in the Reds system through the 1997 season.

He earned his bachelor's degree in accounting from The George Washington University, where he played four seasons as an infielder, catcher and pitcher.

A native of Sykesville, Md., he currently resides in Lee's Summit, Mo., with his wife, Kimberly and sons, Hayden and Myers.



**MIKE SWANSON**

VICE PRESIDENT-COMMUNICATIONS & BROADCASTING

In his 41st season of Major League baseball in 2019, this is Mike’s 13th year as the Royals’ Vice President-Communications & Broadcasting. Known as “Swanee” throughout the industry, he has had the good fortune to work in the front office for a World Series Champion in each league. He returned to Kansas City prior to the 2007 season after nine years with the Arizona Diamondbacks, where he was the Senior Director of Public Relations, a stint that included a World Series title in 2001.

In 2002, Swanson earned the prestigious Robert O. Fishel Award for Public Relations Excellence. The award, named after the long-time baseball executive, goes to the “Active, non-uniformed representative of Major League Baseball whose ethics, character, dedication, service, professionalism and humanitarianism best represents the standards propounded by Robert O. Fishel.” He has spoken on four occasions at the Major League Baseball Rookie Career Development Program in Leesburg, Va., becoming the first club PR representative to serve on a panel in the 27-year history of the program. Swanee served as the Public Relations liaison for the MLB All-Star squad that played an eight-game series in Japan in November, 2000.

He was also the PR liaison for the 2013 World Baseball Classic champion Dominican Republic squad and acted in the same role during the 2017 tournament.

Prior to his start-up role with Arizona, Swanee had a similar experience with the Colorado Rockies, joining their staff in 1992 as the Public Relations Director, a year before they played their first game. He also worked in the PR department with the San Diego Padres for seven seasons.

Though baseball is his passion, Swanee has had the opportunity to work in other sports. His mother, the late Betty Swanson, worked for both the Kansas City Athletics and Chiefs over a 36-year span, with the younger Swanson tagging along and working in the equipment rooms of both franchises.

Around his baseball career, Swanee served as a television statistician, starting in 1977 with the late-Keith Jackson on college football and evolving into stints with Monday Night Football, and the sharing of booth space with some of the top announcers in sports. The University of Kansas alum has worked six Final Fours, six Super Bowls, four NFC Championship Games, five Sugar Bowls, six Cotton Bowls, three Fiesta Bowls, the 2007 BCS Title Game, 23 Maui Invitationals and last November’s Battle 4 Atlantia.

A 1972 graduate of nearby Raytown High School, Swanson was inducted into the Raytown School District Hall of Fame in 2016. He and his wife, Renee, have a daughter, Rachel, who is a sophomore at KU, and reside in Lee’s Summit.

**ROBERT O. FISHEL AWARD WINNERS**

Year	Winner (Club/Affiliation)	Year	Winner (Club/Affiliation)	Year	Winner (Club/Affiliation)
1981	Robert O. Fishel (A.L.)	1994	Kate Feeney (N.L.)	2007	Rich Levin (MLB)
1982	Robert W. Brown (Orioles)	1995	Howard Starkman (Blue Jays)	2008	Scott Reifert (White Sox)
1983	Larry Shenk (Phillies)	1996	Bill Guilfoile (MLB)	2009	Patrick Courtney (MLB)
1984	Arthur “Red” Patterson (Angels)	1997	Dick Bresciani (Red Sox)	2010	Jay Alves (Rockies)
1985	Jim Ferguson (Reds)	1998	Jay Horowitz (Mets)	2011	Jim Trdinich (Pirates)
1986	Fred Claire (Dodgers)	1999	Bob DiBiasio (Indians)	2012	Staci Slaughter (Giants)
1987	Jim Toomey (Cardinals)	2000	Tim Mead (Angels)	2013	Tim Hevly (Mariners)
1988	Tom Mee (Twins)	2001	Rob Matwick (Astros)	2014	Jason Zillo (Yankees)
1989	Donald Davidson (Astros)	<b>2002 Mike Swanson (Diamondbacks)</b>		2015	Brian Bartow (Cardinals)
1990	Ned Colletti (Cubs)	2003	Rick Vaughn (Devil Rays)	2016	Bart Swain (Indians)
1991	Phyllis K. Merhige (A.L.)	2004	Jeff Idelson (Hall of Fame)	2017	Gene Dias (Astros)
1992	Richard Griffin (Expos)	2005	Randy Adamack (Mariners)	2018	Josh Rawitch (Diamondbacks)
1993	John Blake (Rangers)	2006	Rob Butcher (Reds)		



**LONNIE GOLDBERG****ASSISTANT GM/AMATEUR SCOUTING**

Lonnie Goldberg is in his 12th season with the Royals and first in his new role as the Assistant GM/Amateur Scouting. He previously served as the club's Director of Scouting for eight years and was the Director of Baseball Operations for three seasons.

Goldberg spent the previous six years in Atlanta as an area scout and, most recently, as a national scouting supervisor. As an area scout, he covered various territories including Canada and the Northeast. He also has scouted the junior college ranks extensively.

The Fairfax, Va., native was a 27th-round selection by the Rangers in 1993 following a standout career at George Mason. At GMU, he played for Royals' GM Dayton Moore and with Royals' VP/Assistant GM-Player Personnel J.J. Picollo. An infielder, Goldberg played three seasons in the minors with Texas before playing in both the Independent Leagues and overseas in Taiwan.

He ended his playing career in 2000 in the Rockies' system before managing the Yuma Bullfrogs in the Independent Western League in 2001.

He and his wife, Blythe, son, Jaxon, and daughter, Jaden, reside in Overland Park, Kan.

**ALBERT GONZALEZ****ASSISTANT GM-INTERNATIONAL OPERATIONS**

Albert Gonzalez is in his second season as Assistant General Manager-International Operations, returning to the Royals after spending the previous 12 seasons as the Miami Marlins' Director of International Operations. In his role, Gonzalez oversees all parts of international operations, including scouting, player development and operation of the club's Dominican Academy.

Gonzalez started his career in the Royals' organization in 1993 as an associate scout, before being promoted to part-time scout and area supervisor by then-Scouting Director, Art Stewart. Gonzalez spent his last seven seasons in Kansas City (1999-2005) as Latin American Scouting and Player Development Coordinator, overseeing the scouting of professional winter leagues in Venezuela and the Dominican Republic and serves as a territorial scout in South Florida.

He was born in Miami and grew up in Hialeah, Fla., graduating from Nova Southeastern University in Fort Lauderdale, Fla., in 1995. Gonzalez and his wife, Heather, reside in Coral Springs, Fla., with their daughters, Shelby and Amanda.

**DANIEL MACK****ASSISTANT GM-RESEARCH & DEVELOPMENT**

Dr. Daniel Mack is in his first season as Assistant General Manager-Research & Development and his seventh season with the Royals overall. He was named to his current position on Jan. 31 of this year after serving as the Senior Director-Quantitative Analysis/Amateur Scouting and Director-Baseball Analytics/Research Science previously. Mack oversees the Quantitative Analysis staff to assist with research and development across all areas of Baseball Operations with a focus on amateur scouting.

Prior to accepting the job with Kansas City, Mack obtained a doctorate in Computer Science from Vanderbilt University. At Vanderbilt, Mack's dissertation focused on Machine Learning and Anomaly Detection. While pursuing his doctorate, Mack worked as a research assistant at the Institute for Software Integrated Systems where he and his research group won the NASA Associate Administrator Award for Technology and Innovation for work combining machine learning with fault diagnosis.

He was also a teaching assistant while completing his master's degree in computer science with a concentration in machine learning at Columbia University in New York. Mack graduated with a bachelor's degree in computer science from the University of Notre Dame in 2006.

A native of Reno, Nev., he resides in Kansas City, Mo.



**JIN WONG**

*ASSISTANT GM-BASEBALL ADMINISTRATION*

Jin Wong is in his 20th season in the Royals' organization and fifth as Assistant General Manager/Baseball Administration after being promoted on Jan. 5, 2015. He joined the Royals as Scouting Operations Coordinator in 2000, was promoted to Manager of Scouting Operations in 2001, Manager of Baseball Operations in 2002, Director of Baseball Operations in 2004 and Director of Baseball Administration in 2006.

Wong assists General Manager Dayton Moore in strategic planning as it relates to contract negotiations, salary arbitration matters and roster management. His responsibilities also include the interpretation and application of the Basic Agreement and Major League rules, budgetary procedure for Baseball Operations and oversight of the club's video coordination for the Major League team.

He came to Kansas City from Richmond, Va., former Triple-A affiliate of the Atlanta Braves, where he was the Group Sales Manager. Prior to joining Richmond, he worked for Atlanta as a Baseball Operations Trainee in 1997.

Wong received a bachelor's of science degree in business administration from the University of Mary Washington in Fredericksburg, Va., in 1997. While at Mary Washington, he was a Division III All-American in baseball in 1996. He resides in Overland Park, Kan., with his wife, Libby and sons, Kai and Tate.



**MIKE ARBUCKLE**

*SR. ADVISOR TO THE GM/SCOUTING & PLAYER DEVELOPMENT*

Mike Arbuckle joined the Royals on Nov. 14, 2008 as Senior Advisor to the General Manager/Scouting & Player Development. He previously served the Philadelphia Phillies as Assistant General Manager/Scouting and Player Development from October, 2001 to his appointment with KC. Prior to that time he had served as the Phillies' Director of Scouting, beginning in 1992.

Arbuckle was named the Major League Baseball Midwest Scout of the Year at the 2015 Winter Meetings in Nashville, Tenn. He also received a Legends of Scouting Award from the Professional Baseball Scouts Foundation on Jan. 12, 2013.

In his role with the Phillies, Arbuckle was responsible for overseeing the scouting staff, amateur draft, international scouting program and professional scouting program. He also oversaw the player development staff and minor league instructional program along with assisting the general manager with Major League player personnel decisions such as trades and free agent acquisitions.

Arbuckle began his scouting career as a part-time scout with the Phillies in 1977 before joining the Atlanta Braves in 1980 for a 12-year stint in which he served as an area scout, regional scouting supervisor and national cross-check scout. He has scouted at all levels during his career.

A graduate of Trenton (Mo.) High School and North Central Missouri College, Arbuckle received a bachelor's degree in education from Northwest Missouri State University and a master's in secondary education from the University of South Alabama. He was a 1969 draft selection by the St. Louis Cardinals.

Arbuckle and his wife, Martha, reside in Liberty, Mo. They have two daughters, Shelly and Kellie. They also have four grandchildren: Bethni, Austin, Katey and Emma, as well as two great-grandchildren, Addison and Aiden.



**RAFAEL BELLIARD**

*SPECIAL ASSISTANT TO THE GENERAL MANAGER*

Rafael Belliard is in his sixth year with the Royals, adding Infield Coordinator to his duties in 2015. He served as Detroit's infield coach under Jim Leyland from 2006 to 2013 and was the first base coach in 2013. Belliard was a roving minor league infield instructor with Atlanta from 2000 to 2005.

He played 20 seasons of professional baseball, including 17 at the Major League level. Belliard played on eight division-winning clubs with Pittsburgh and Atlanta, including the

World Series champion Braves club in 1995.

Belliard resides in Boca Raton, Fla., with his wife Leonora. The couple has one son, Kevin.



## **BLAINE BOYER**

*SPECIAL ASSISTANT TO THE GENERAL MANAGER*

Blaine Boyer is in his first year in the Royals front office, serving as a Special Assistant to the General Manager. In his role, he works on special assignment projects throughout the organization.

Boyer retired as a player after last season when he pitched in 21 games with the Royals. In his 12-year big league career, the right-hander pitched for Atlanta (2005-2009), St. Louis (2009), Arizona (2009), the Mets (2011), San Diego (2014), Minnesota (2015),

Milwaukee (2016), Boston (2017) and the Royals (2018). In 2008, he finished ninth in the National League, making 76 appearances with the Braves.

A native of Atlanta, Ga., Boyer resides in Alpharetta, Ga., with his wife, Ginsey and children, Levi, Benaiah and Mary Cora.



## **TIM CONROY**

*SPECIAL ASSISTANT TO THE GENERAL MANAGER*

Tim Conroy is in his eighth season with the Royals after being hired by Kansas City as a Special Assistant to the General Manager on Oct. 18, 2011. Conroy joined the Royals from the Atlanta Braves' organization, where he held the position of Special Assistant to the General Manager/Major League scout, beginning in 2004.

Conroy served the Braves as a national scouting supervisor (2001-02) and a national crosschecker (2003-04). Prior to his time in the Atlanta organization, Conroy worked as an area scout and an East Coast regional supervisor with the St. Louis Cardinals from 1994-2000.

A first-round selection of the Oakland Athletics in 1978, Conroy pitched in the Majors with the A's (1978, 1982-85) and Cardinals (1986-87). He and his wife, Michele, reside in Monroeville, Pa., with their children: Jenna, Brooke and T.J.



## **JIM FREGOSI, JR.**

*SPECIAL ASSISTANT TO THE GENERAL MANAGER*

Jim Fregosi, Jr. is in his eighth season with the Royals after joining the organization on Oct. 18, 2011 as a Special Assistant to the General Manager.

Fregosi, Jr. spent 17 years with the Philadelphia Phillies' organization, the last three (2009-11) as a Major League scout. He initially joined the Phillies as an area scout in 1992 after completing a six-year minor league playing career. He also scouted for the Colorado Rockies from 1999-2000 before returning to the Phillies in 2001.

He attended the University of New Mexico, where he was named a first-team All-American as well as the Western Athletic Conference Player of the Year in 1985. Fregosi, Jr. was selected by the St. Louis Cardinals in the second round (42nd overall) of the 1985 Draft. The son of former Major League manager, the late Jim Fregosi, Fregosi, Jr., was born in Inglewood, Calif., and now resides in Murrieta, Calif., with his wife, Mary, and their children: Jimmy, Katelyn and Joey.





**PAUL GIBSON**

*SPECIAL ASSISTANT TO THE GM/PITCHING ADVISOR*

Paul Gibson is in his ninth season with the Royals and first as a Special Assistant to the General Manager/Pitching Advisor. He previously served the club as a National Supervisor in the scouting department.

He is entering his 33rd year in professional baseball, which includes a 19-year playing career. He pitched in the Majors for the Detroit Tigers (1988-91), New York Mets (1992-93) and New York Yankees (1993-96).

After retiring as a player in 1996, he coached at Center Moriches (N.Y.) High School, leading the program to a 149-26 record with two Long Island championships. Gibson began his scouting career in 2006 as an Area Supervisor in the northeast with the Braves. He was hired by the Mariners in 2009 as Eastern Crosschecker before joining the Royals in the fall of 2010.

Gibson resides in Center Moriches, N.Y. with his wife Carla. They have two sons, Paul and Glenn, and a granddaughter, Harper Jeane.



**PAT JONES**

*SPECIAL ASSISTANT TO THE GENERAL MANAGER*

Pat Jones enters his 28th year in professional baseball and his 22nd with the Royals' organization. Named as Special Assistant to the General Manager in 2000, Jones' primary responsibility is covering the Major Leagues for trade and free agent acquisitions.

One of the original hires by the Colorado Rockies' franchise in 1992, Jones won Rockies' Scout of the Year honors in 1994. He joined the Royals organization in 1997 as East Coast Crosschecker and was named National Crosschecker in 1999.

Jones graduated from Ottumwa (Iowa) High School. He attended Indian Hills Community College in Centerville, Iowa, and received his Bachelor of Science degree from Southern Arkansas University in 1988. He currently resides in Bradenton, Fla., with his wife, Milly.



**RUSTY KUNTZ**

*SPECIAL ASSISTANT TO THE GM/QUALITY CONTROL*

Rusty Kuntz is in his 12th season with the Royals and second as the Special Assistant to the General Manager/Quality Control. He spent the previous six seasons serving as the Major League club's first base coach, after serving in the same role from 2008-10. In between his time as the first base coach at the Major League level, Kuntz was Kansas City's minor league outfield/baserunning coordinator.

During his time with the Royals, he's helped convert Alex Gordon from an infielder to a six-time Rawlings Gold Glove winner in the outfield. Under Kuntz's tutelage, Gordon and former Royal Lorenzo Cain combined for four All-Star selections and four Wilson Defensive Player of the Year awards.

Prior to his time in Kansas City, Kuntz held various coaching positions in the Houston Astros (1987-88), Seattle Mariners (1989-92), Florida Marlins (1993-2001), Atlanta Braves (2002) and Pittsburgh Pirates' (2003-07) organizations.

A member of the 1984 World Series champion Detroit Tigers as a player, Rusty resides in Leawood, Kan., with his wife Salli. The couple's son, Kevin, also works in the Royals' front office after spending two years as a player in KC's minor league system.



## GENE LAMONT

SR. ADVISOR TO THE GM/BASEBALL OPERATIONS

Gene Lamont is in his second season in the Royals' front office and his 55th overall in professional baseball. The former major league manager was hired as a Senior Advisor to the General Manager/Baseball Operations on Jan. 16, 2018.

Lamont previously served as a member of the Detroit Tigers' coaching staff for 12 seasons as the third base coach (2006-12) and bench coach (2013-17) under both Jim Leyland and Brad Ausmus. His Major League career also includes managerial stops with the Chicago White Sox (1992-95) and Pittsburgh Pirates (1997-2000), where he compiled a 553-562 overall record. He guided the White Sox to the American League West title in 1993 and was named AL Manager of the Year that season. He has also held big league coaching titles with Pittsburgh (1986-91, 1996), Boston (2001) and Houston (2002-04), serving as third base coach at each stop.

Lamont began his managerial career in the Royals' organization with Class-A Fort Myers (Fla.) in 1978, before managing at Jacksonville (1980-83) and Omaha (1984-85).

He was originally selected by Detroit in the first round of the 1965 Draft and played 13 seasons of pro baseball, including 12 in the Tigers' organization. He reached the big leagues in 1970 and played in parts of five Major League seasons (1970-72, 1974-75).

A native of Kirkland, Ill., Lamont and his wife, Melody, reside in Sarasota, Fla., during the offseason. The couple has two adult children – Melissa and Wade.



## MIKE MATHENY

SPECIAL ADVISOR-PLAYER DEVELOPMENT

Mike Matheny is in his first year in the Royals' organization, after being hired as Special Advisor/Player Development on Nov. 23, 2018. He assists in several aspects of the baseball operations department, including scouting and player development.

Matheny previously served as manager of the St. Louis Cardinals, from 2012-18, leading the Cards to three-straight NL Central Divisions titles (2013-15) as well as a Wild Card berth in 2012. He became the first manager to reach the postseason in each of his first four seasons, while he posted a winning record each year, finishing with a 591-474 career mark (.555 winning percentage).

He spent 13 seasons in the Major Leagues as a catcher, playing for Milwaukee, Toronto, St. Louis and San Francisco. Following his playing career, he served as a Special Assistant in Player Development with the Cardinals, before being hired as manager on November 14, 2011.

A defensive specialist, Matheny was a four-time *Rawlings* Gold Glove Award winner, while setting a Major League record with 252 consecutive errorless games and 1,565 consecutive errorless chances behind the plate, a mark which has since been broken.

A native of Columbus, Ohio, Matheny was a 1991 eighth-round selection by Milwaukee out of the University of Michigan, after co-captaining the Wolverines' baseball team. His wife, Kristin, was also a varsity athlete at UM, playing field hockey. The Mathenys have five children: Katie, Tate, Luke, Jacob and Blaise as well as one grandson, Ryker James.



**LOUIE MEDINA**

**SPECIAL ASSISTANT TO THE GM/PLAYER PERSONNEL**

Louie Medina is in his 19th year in the Royals’ organization and 12th as Special Assistant to the General Manager/Player Personnel. He also spent three seasons as a Professional Scout. Medina was awarded the Royals’ Art Stewart Scout of the Year award in 2009.

Medina joined the Royals after spending five years as an Area Supervisor for the Arizona Diamondbacks. Before scouting for the Diamondbacks, he enjoyed an 11-year playing career that began in the Cleveland Indians organization as a first baseman and outfielder.

After seven years with the Indians, he played one season in the Royals’ organization at Omaha. He completed his playing career in Japan, playing for Hiroshima from 1993-95.

He was elected to the Colorado Springs Sky Sox Hall of Fame in 1992, while he was also named to the Colorado Springs Sports Hall of Fame in 2013.

Medina, a member of the 2008 Summer Olympic Baseball selection committee and the 2009 World Baseball Classic selection committee, graduated from Warren High School in Downey, Calif. He attended and played baseball at Cerritos Junior College in Norwalk, Calif. for two years and then Arizona State University for two years. He currently resides in Phoenix, Ariz., with his wife, Carla, and triplets: Arianna, Chloe and Garrett.



**REGGIE SANDERS**

**SPECIAL ASSISTANT-BASEBALL OPERATIONS**

Reggie Sanders is in his third season in the Royals’ organization, joining as a Special Advisor-Baseball Operations in 2017. In his role, he works on special assignment projects throughout the club’s minor league system and serves as a coach during Spring Training.

In 2018, Sanders traveled with a group of Royals alumni to the Middle East to visit American troops serving overseas as part of Fox Sports Kansas City’s “This One’s For

You” broadcasts.

A 1995 All-Star, Sanders wrapped up his playing career with the Royals in 2007, retiring after 17 big league seasons with eight different organizations, including two in Kansas City (2006-07). He finished with a .267 career batting average with 341 doubles, 305 homers and 983 RBI. During his All-Star season, he batted .306 with 36 doubles, 28 homers and 99 RBI with the Cincinnati Reds, finishing sixth in MVP voting that year.

A native of Florence, S.C., Sanders resides in Myrtle Beach, S.C., with his wife, Wyndee. The couple has four daughters, Cody, Carrigan, Carson and Cooper and one grandson, Campton.



**MIKE SWEENEY**

**SPECIAL ASSISTANT-BASEBALL OPERATIONS**

Mike Sweeney is in his sixth year as part of the Royals’ front office after rejoining the organization on Feb. 7, 2014, being named a Special Assistant-Baseball Operations.

He spent 13 of his 16 Major League seasons in Kansas City (1995-2007), batting .299 and belting 197 home runs with the Royals. His standout seasons included 2000, when he knocked in 144 runs and 2002 when he batted .340, second highest in club history to George Brett’s .390 in 1980. He also served as KC’s team captain from 2003-07.

Sweeney was elected to the Royals Hall of Fame on Feb. 25, 2015 and was officially inducted on Aug. 15 that season. He was a five-time All-Star (2000-03, 2005), and is one of five Royals to be selected to five All-Star Games or more. He was also named Royals Player of the Year three times and ranks among the top six in 17 different offensive categories.

He was selected by the Royals in the 10th round of the 1991 First-Year Player Draft after graduating from Ontario (Calif.) High School.

In 2018, Sweeney led a group of Royals alumni to visit U.S. troops in the Middle East as part of Fox Sports Kansas City’s “This One’s For You” broadcast.

Sweeney resides in San Diego, Calif., with his wife, Shara, sons Michael and Donovan, and daughters, McKara, Fiona and Quinn.





## ART STEWART

SR. ADVISOR TO THE GENERAL MANAGER

The longest-tenured associate in the organization, Art Stewart is in his 50th season with the Royals, 67th in professional baseball and 17th as the Senior Advisor to the General Manager. Stewart was inducted as the 23rd member of the Royals Hall of Fame as well as the Professional Scouts Hall of Fame in 2008. He was also the 2007 winner of the Roland Hemond Award for long-time service in scouting and player development. Stewart has held the position of Senior Special Assistant to the General Manager since 1997 after serving as the Director of Scouting since 1984.

In 2016, Stewart was inducted into the Missouri Sports Hall of Fame at a ceremony in Springfield, Mo. The previous year, he received the “Legends in Scouting” Award in Los Angeles, Calif., at the Professional Baseball Scouts Foundation’s annual dinner.

During his tenure as Director of Scouting, the Royals were named Major League Baseball Organization of the Year by USA Today in 1984, Baseball America in 1994, and Topps, Inc. in 1984-85 and 1994-95. Stewart drafted more than 70 players who have reached the Major Leagues, including Bo Jackson, Royals Hall of Famers Kevin Appier and Mike Sweeney as well as Brian McRae, Johnny Damon, Joe Randa and Carlos Beltran. He is a 24-year member on the Major League Scouting Bureau Board of Directors.


Stewart has played a major role in the origination of the Royals Dominican program, helping the club start the Salcedo Academy in the Dominican Republic. He was recognized in 1998 when the former Royals Academy building was named in his honor.

Before joining the Royals front office, he spent 16 years covering the Midwest as a Royals scout. He began his career in professional baseball in 1953 as a territorial scout for the New York Yankees and was the Midwest Scouting Supervisor from 1958-69.

Stewart has received numerous awards during his 65 years in baseball, including the Ewing M. Kauffman Scouting Award in 1970 and 1983. In 1998 he received an award for “Long Meritorious Service to Baseball” from colleagues and the Topps Company. He received the Bing Devine Executive of the Year Award at the second St. Louis Major League Scouts Hall of Fame Banquet in 1998 and was named “Mister Baseball” at the 29th Kansas City Royals Awards Banquet in January of 1999.

Stewart was honored prior to the 2002 season at the Pitch and Hit Club of Chicago’s 56th Annual Dinner with the prestigious Baseball Excellence Award, given for meritorious service to the game of baseball. In 2008, he received the Midwest Scout of the Year Award from the Scout of the Year Foundation. Also in 2008, Stewart had the observation tower named in his honor. The Art Stewart Tower overlooks four fields at the Royals’ Spring Training Complex in Surprise, Ariz.

Stewart resides in Lee’s Summit, Mo., with his wife, Rosemary. He has one daughter, Dawn, and two grandsons, David and Mark. In 2014, Stewart co-authored “The Art of Scouting – Seven Decades of Chasing Hopes and Dreams in Major League Baseball.”



Art Stewart is congratulated during his Royals Hall of Fame induction ceremony in 2008.



**GENE WATSON**

*SR. DIRECTOR-PRO SCOUTING/ASSISTANT TO THE GM*

Gene Watson is in his 13th full season with the Royals' organization and second as the Senior Director-Pro Scouting/Assistant to the General Manager, being promoted on Jan. 29, 2018. He was named a Major League scout for the Royals on Aug. 16, 2006, before being promoted to Coordinator of Pro Scouting on Oct. 31, 2008 and to the Director-Pro Scouting in 2012. Watson oversees the Royals' Pro Scouting staff.

Watson was honored by the Professional Baseball Scouts Foundation in January 2018, receiving the Legends in Scouting Award. The award is presented annually to a pro scout who exemplifies a love for the game and a passion for scouting.

He came to the Royals from the Florida Marlins' organization, where he was a professional scout covering the AL and NL Central Divisions, as well as the Double-A Texas League for four years, including the Marlins' 2003 World Series season. He worked with the San Diego Padres beginning in 1997 and then joined the Atlanta Braves in 2000, working under current Royals' GM Dayton Moore covering a number of minor leagues, as well as evaluating the top amateur players. He has more than 20 years of experience covering Major League Spring Training, minor league scouting, and has scouted the Dominican, Venezuelan and Mexican winter leagues.

Watson has been a member of several USA Baseball selection committees, including for the 2008 Summer Olympics, 2009 World Baseball Classic, the 2009 Gold Medal-winning team at the IBAF World Cup and most recently, for the 2015 Pan Am Games.

Watson partners with the University of Texas at Austin School of Education and Texas Athletics Career Services to support UT student-athletes' leadership and career development.

He played college baseball at the University of Texas at Arlington from 1989-91 and joined the Texas Rangers stadium operations staff in 1989. A 1987 graduate of Temple High School in Temple, Texas, he resides in Georgetown, Texas.

He and his wife, Melanie, have two children: Tyler (25) and Macey (22). Tyler was selected by the Los Angeles Angels in the 2014 First-Year Player Draft and is in the Chicago White Sox organization.



**DONNIE WILLIAMS**

*SR. ADVISOR TO THE GENERAL MANAGER*

Donnie Williams serves as Senior Advisor to General Manager Dayton Moore for the 13th season after previously working as a Major League Scout for the Tampa Bay Devil Rays, beginning in 1996. In 2003, Williams was named Midwest Scout of the Year. He is no stranger to Royals' General Manager Dayton Moore's philosophy of developing young talent, as he worked with the Braves as a scout from 1981-96. He joined the Braves as an area supervisor and regional crosschecker in 1981 and was promoted to Major League scout in 1987, a position he held through 1996.

Williams also worked for the San Diego Padres from 1969 to 1980. He joined the organization in 1969 as part of the franchise's original group of scouts and served as an area scout, crosschecker and minor league coordinator. He was also a Major League coach for the Padres from 1977-80, serving as first base coach, third base coach and bench coach during those four seasons.

Williams signed with the Brooklyn Dodgers in 1956 at the age of 17 out of high school as a shortstop and spent 10 years in the system, capped by a 1967 season as player/coach. He resides in Paragould, Ark., with his wife, Marianne. They have three children: Jamie, Tom and Briget.

**MICHAEL CIFUENTES***DIRECTOR-PROFESSIONAL SCOUTING*

Michael Cifuentes is in his second year as a Director of Professional Scouting and fifth overall with the Royals, serving as an Analytics Intern in 2015 and Assistant to Baseball Operations in 2016 and 2017. In his current role, Cifuentes communicates with the professional scouting staff about players and assignments while maintaining duties in the Quantitative Analysis department.

He joined the Royals prior to the 2015 season after serving as an Advance Scout Trainee for the Washington Nationals in 2012 and a Player Development Intern with the New York Mets in 2011.

Cifuentes was a four-year letterwinner at Wesleyan University (CT), where he served as the team's co-captain during his senior season, while he was named the Most Improved Player as a sophomore. He graduated from Wesleyan with a Bachelor of Arts degree in Economics in 2010 and from Texas A&M with a Master of Science degree in Applied Statistics in 2017.

A native of College Station, Texas, Cifuentes currently resides in Parkville, Mo with his wife Lauren.

**MALCOM CULVER***ASSISTANT TO PLAYER DEVELOPMENT*

Malcom Culver rejoins the Royals' organization in his first year as an assistant to player development.

Culver played 10 seasons in the Royals' minor league system after being selected in the eighth round of the 2008 Draft out of Palmdale High School (Calif.). He was selected as a pitcher, but converted to the infield for the 2009-10 seasons. He moved back to the mound in 2011, and remained a pitcher through his career, which ended after 32 relief appearances

with the Omaha Storm Chasers in 2017.

His father, Lanell, was Cincinnati's second-round pick in the 1981 Draft, and spent four seasons (1981-84) as an outfielder in the Reds' organization.

**JEFF DISKIN***DIRECTOR-PROFESSIONAL DEVELOPMENT*

Jeff Diskin begins his sixth full season with the Royals and first as the Director-Professional Development. He previously served as Coordinator-Cultural Development since 2013. As Director of Professional Development, Diskin will expand on what the Royals have been doing at their Dominican Academy by helping to increase educational opportunities for all players in the United States. These professional development opportunities will be intended to help the players on and off the playing field.

He joined the Royals after working at the Pembroke Hill School in Kansas City, Mo. Diskin previously taught English and worked as the assistant director of athletics at Pembroke. He continues to serve the school as the varsity baseball coach. He also taught in Thailand following the 2004 tsunami and on the island of Saipan during the 1998-99 school year.

Diskin earned his master's degree in business administration from Pittsburg (Kan.) State University and his Bachelor's degree in English literature from Baker University in Baldwin City, Kan.

He resides in Kansas City, Kan.





**AUSTIN DRIGGERS**

*SPORTS SCIENCE COORDINATOR*

Austin Driggers enters his seventh year with the Royals and third as the Sports Science Coordinator, being promoted on Nov. 20, 2016. He served four seasons as a minor league strength and conditioning coach, including three with Northwest Arkansas and one in Burlington.

He joined the Royals in 2013 from East Tennessee State University, where he earned his master's degree in sport physiology and performance, while serving as a sport scientist and strength and conditioning coach for the men's baseball team, and research assistant for the Center of Excellence in Sport Science and Coach Education. Driggers' career began as a sport physiology and strength and conditioning intern at the U.S. Olympic Training Center in Lake Placid, N.Y. He holds a bachelor's degree in applied health science from Wheaton College, where he played baseball and football, and is currently working towards his Ph.D. in health and human performance.

A native of Abilene, Texas, he currently resides in Goodyear, Ariz., with his wife, Jillian and their son, Rylan.



**KEVIN KUNTZ**

*BASEBALL OPERATIONS COORDINATOR*

Kevin Kuntz is in his first year as the Baseball Operations Coordinator and fourth year in the front office overall, after serving as an intern in 2016 and Baseball Operations Assistant the past two years. In his role, Kuntz provides support for all aspects of the Baseball Operations.

Prior to joining the department, Kuntz played two seasons (2013-14) in the Royals' organization, with Burlington (Rookie) and Lexington (A). He also served as a coach at Burlington in 2015. He was selected by Kansas City in the 28th round of the 2013 First-Year Player draft after playing four years at the University of Kansas. While at KU, he was a two-time team Gold Glove Award winner and led the NCAA in sacrifices per game (0.64) in 2013.

He graduated from KU with a bachelor's degree in applied behavioral science.

Kevin is the son of Salli and Rusty Kuntz. Rusty also works in the Royals' front office and formerly served as the club's first base coach. Kevin resides in Overland Park, Kan.



**NICK LETO**

*MANAGER-ARIZONA OPERATIONS*

Nick Leto begins his 12th full season as Manager of Arizona Operations in 2018. In his role, Leto works closely with player development, as well as amateur and international scouting, assisting daily operations, including minor league travel coordination. He manages the Royals' Surprise, Ariz. complex, while also providing support for amateur and international scouting. During his time with the organization, he has fulfilled some international scouting assignments.

Prior to joining the Royals, he worked as a minor league equipment manager in the Atlanta Braves' organization from 2003-2007. He also served as a clubhouse assistant for the Detroit Tigers from 1999-2003. Leto worked for the MLB European Academy in Italy in 2006 and 2007 and served as an American League clubhouse assistant at the 2005 All-Star Game in Detroit and the 2012 game in Kansas City.

He received a degree in business administration from Central Michigan University, where he worked in different capacities with the CMU football program from 1998-2002.

Leto resides in Surprise, Ariz., with his wife, Christine, daughters, Olivia and Alexandra and dog, Augie.



**KRISTIN LOCK**

**ASSISTANT TO BASEBALL OPERATIONS/ADMINISTRATION**

Kristin Lock is in her first season as the Assistant to Baseball Operations/Administration and her third overall with the Royals. She previously served as the Community Relations/Royals Charities Intern in 2017 and as a Baseball Operations Intern in 2018. In her current role, she assists in all aspects of Baseball Operations and administration as well as with the First-Year Player Draft.

Lock was a four-year starter at the University of Northern Iowa (2012-16), helping the Panthers win the Missouri Valley Conference championship in 2013. She received her Bachelor of Arts degree from UNI in business management in 2016.

She is a graduate of St. James Academy in Lenexa, Kan., where she currently resides.



**RYAN MAID**

**DIRECTOR-BEHAVIORAL SCIENCE**

Ryan Maid is in his second season with the Royals as the Director of Behavioral Science. He joined the organization in 2017 after spending two years with the Atlanta Braves as the Director of Performance Psychology.

Maid previously worked as a Navy Psychologist for seven years, serving as the Command Psychologist for Naval Special Warfare Training Command (2013-17) and as the Officer in Charge of the Operational Stress Control and Readiness program for the Sixth Marine Regiment (2011-13). He originally joined the Navy in 2010 through a postdoctoral fellowship program and was honorably discharged as a Lieutenant Commander in March of 2017.

He earned his Bachelor's degree in psychology with a minor in coaching from the University of Central Missouri in 2004. Maid furthered his education at the Forest Institute of Professional Psychology in Springfield, Mo., earning a Master's degree and a Doctorate degree in clinical psychology in 2006 and 2008, respectively.

Born in Independence, Mo., Ryan and his wife, Erica, reside in Kansas City with their dog, Winston and cat, Scrapper.



**MATT MARASCO**

**DIRECTOR-LEADERSHIP DEVELOPMENT**

Matt Marasco is in his second season as a full-time member of the Royals' front office, serving as the Director of Leadership Development. In this role, he serves alongside every department within Baseball Operations with the goal of equipping and empowering people for maximum impact on and off the field. He also coordinates Baseball Chapel at every level within the organization, ensuring that it remains an interdenominational program that is relevant for all who choose to participate.

Matt has previously worked with the Royals as the team's Chaplain through Baseball Chapel and pastored at Redeemer Fellowship in Kansas City for seven years. He led in areas of counseling and leadership development. In 2014, he led the launching of another congregation, Redeemer Fellowship in Johnson County. Prior to being on staff at Redeemer, he worked in the fields of exercise science and corporate wellness.

He received a Bachelor of Science in health promotion from Emporia State University in 2008. A native of Wichita, Kan., Matt and his wife, Jenn, reside in Kansas City, with their sons, Titus and Bram and daughters, Mabeline and Lottie.



**KYLE MARTZ**

*BASEBALL OPERATIONS ASSISTANT*

Kyle Martz begins his second season as a Baseball Operations Assistant and his sixth year overall with the club. He previously worked in the sponsorships department as a Manager-Client Services, while he's also held internships with the club in 2010 and 2012. In his current role, Martz provides support for all aspects of the club's baseball operations department.

Martz previously worked with Kansas City's Double-A affiliate, the Northwest Arkansas Naturals, as well as with MLB Advanced Media in New York City.

He graduated from the University of Arkansas with a Bachelor's degree in communications. He currently resides in Overland Park with his wife, Lily.



**JACK MONAHAN**

*COORDINATOR-SCOUTING OPERATIONS*

Jack Monahan is in his 10th year with the Royals organization and third as the Coordinator-Scouting Operations. In his position, he works closely with Director of Scouting, Lonnie Goldberg and assists in all aspects of the Amateur Scouting Department. Monahan had previously served as an Assistant to Amateur Scouting from 2013-16 and was the Baseball Operations Intern from 2011-12. He began with the organization as a Minor League Video Intern with the Northwest Arkansas Naturals.

An Overland Park, Kan., native, and Shawnee Mission South graduate, Monahan earned his bachelor's degree in psychology from Dartmouth College in 2009. While at Dartmouth, he was a catcher with the baseball team for four seasons and captained the 2009 Ivy League Championship squad.

He resides in Overland Park, with his wife, Liz, daughter, Blake and son, Wes.



**DAN ONTIVEROS**

*ASSISTANT DIRECTOR-SCOUTING*

Dan Ontiveros is in his third season as the Assistant Director of Scouting and 13th in the Royals' organization. In his role, he assists in the day to day operations of the amateur scouting department. He has previously served as an area scout, west coast supervisor and national cross checker during his time with the Royals.

His scouting career includes stints with the St. Louis Cardinals (1998-2004) and Chicago White Sox (2005-2007).

The 2008 Art Stewart Scout of the Year played baseball at Santa Ana College, where he was teammates with former Royal Bob Hamelin. He finished his collegiate career at Sacramento State. Ontiveros currently resides in Laguna Niguel, Calif., with his wife Julie, and daughter Casey.





## **EMILY PENNING**

**EXECUTIVE ASSISTANT TO THE GENERAL MANAGER**

Emily Penning is in her 12th season with the Royals and her seventh as Executive Assistant to General Manager Dayton Moore. Penning joined the Royals as Administrative Assistant to Baseball Operations in 2008 after previously working for the Atlanta Braves' organization, where she was the Human Resources Coordinator from 2004-08.

Prior to working for the Braves, Penning worked at Turner Broadcasting System, Inc., as the Turner Temp Coordinator. Before moving to Atlanta, Penning lived in her hometown of Springfield, Ill., and her work experience included positions within the Ameren Corporation and the United States Secret Service.

Penning attended Southern Illinois University and Lincoln Land Community College. She resides in Kansas City, Mo.



## **NICK RELIC**

**ASSISTANT TO PLAYER DEVELOPMENT/VIDEO COORDINATOR**

Nick Relic is in his third season as the club's Assistant to Player Development/Video Coordinator, while it's his ninth season with the Royals organization. He has previously served as a Minor League Video Coordinator (2015-16) as well as a Baseball Operations intern during the 2013 and 2014 seasons. In his role, Relic assists in all aspects of Player Development and is responsible for overseeing all minor league video and amateur scouting video operations.

Relic first began working for the Royals as an intern in the video department at Omaha (AAA) in 2011. He also spent one year as the Arizona Operations intern in Surprise, Ariz. Prior to that, he was an intern with the independent Kansas City T-Bones for two seasons.

A native of Shawnee, Kan., Relic graduated from Shawnee Mission North High School and earned a bachelor's degree in business administration from Kansas State University, while he held a minor in economics. He resides in Leawood, Kan., with his wife, Megan, and their two dogs, Charlie and Chester.



## **JOSEPH SAN DIEGO**

**BASEBALL SYSTEMS DEVELOPER**

Joseph San Diego is in his third season as the Royals' Baseball Systems Developer. In his position, he collaborates with the baseball operations staff to create and improve internal analysis and informational tools.

Prior to joining the organization, San Diego served as a Senior Staff Engineer in QA Automation at Palo Alto Networks in Santa Clara, Calif. While there, he built automated tools for the QA team to ensure all enterprise security products were of the highest quality before being delivered to thousands of customers worldwide.

San Diego graduated from Cal Poly-San Luis Obispo in 2011 with a bachelor's degree in computer engineering. He resides in Kansas City, Mo., with his wife, Lisa.



**PRAVIN SANTHANAM**

**ANALYST, RESEARCH & DEVELOPMENT/PERFORMANCE SCIENCE**

Pravin Santhanam is in his second year as an Analyst, Research & Development/Performance Science, after being hired in June 2018. In his role, he assists with quantitative analysis and research projects to aid all aspects of the Baseball Operations department.

Santhanam joined the club after completing Bachelor of Science degrees in applied math & statistics and economics at Stony Brook University in Stony Brook, N.Y., in 2018. He completed his undergraduate work as a University Scholar. Santhanam is currently

working towards a Master's degree in analytics through online coursework at Georgia Tech University.

A native of Yorktown Heights, N.Y., Santhanam currently lives in Kansas City.



**DANIEL SCHOENFELD**

**ANALYST, RESEARCH & DEVELOPMENT/PLAYER DEVELOPMENT**

Daniel Schoenfeld is in his fourth season with the Royals and second as the Assistant to Quantitative Analysis. In his role, he works to assist the quantitative analysis department in support of all areas of baseball operations. He previously served as a baseball analytics intern during the 2016 and 2017 seasons.

Schoenfeld graduated from Colby College (Maine) in 2018 with a degree in economics, while he minored in statistics. He pitched for the Mules for four seasons, going 6-1 in 55 appearances during his collegiate career. While at Colby, he served as a Colby Cares About Kids mentor and was the co-founder of the Baseball Analytics Club.

A native of Evanston, Ill., Schoenfeld graduated from Evanston Township High School. He currently resides in Kansas City.



**GUY STEVENS**

**SR. DIRECTOR-RESEARCH & DEVELOPMENT/STRATEGY**

Guy Stevens is in his seventh season in the Royals' organization and first as the Senior Director-Research & Development/Strategy. In his role, he leads quantitative research efforts in support of the Baseball Operations department, while working closely with Baseball Administration staff on strategic planning.

He has previously served as a Director-Baseball Administration/Quantitative Analysis and a Coordinator and Assistant to Baseball Analytics, as well as an intern in the department.

Stevens spent part of the 2012 season with the New York Mets, working as a summer intern in their Baseball Operations department.

Stevens graduated from Pomona College in Claremont, Calif., in 2013, where he was a double major in mathematics and economics. He pitched at Pomona for four seasons, earning all-league honors in 2012. He was a member of the Israeli National Baseball Team from 2010 to 2015, when he retired as a player.

A native of Lafayette, Calif., Stevens currently lives in Kansas City, Mo. with his wife, Sarah.



**PAUL TURNER**

**SR. DEVELOPER-BASEBALL SYSTEMS**

Paul Turner is in his third season with the Royals as the Senior Developer of Baseball Systems. His primary responsibilities include building software to automate the importing of data from several sources as well as developing applications used to help evaluate prospects, track player development and prepare for opponents.

Turner came to Kansas City after working at Indiana University as a Senior Developer in the Kelley School of Business. He received a Master's of Science degree from IU in computer science in 2013, while he graduated from DePauw University (Indiana) with a bachelor's degree in philosophy in 2008.

A native of Columbus, Ind., Turner resides in Kansas City, Mo.



**KYLE VENA**

**SR. DIRECTOR-BASEBALL OPERATIONS/ADMINISTRATION**

Kyle Vena is in his 24th season with the Royals and second as the Senior Director-Baseball Operations/Administration. Vena's primary responsibilities include working closely with the club's Assistant General Managers in all facets of the club's administrative needs in the Front Office, including overseeing the daily operations of the Royals Academy in the Dominican Republic and administering the immigration program for all foreign players and staff.

In addition, Vena leads the Baseball Operations department's efforts in developing the Kansas City MLB Urban Youth Academy, serving as the Vice President on the Academy's Board of Directors.

Vena began his baseball career as a bat boy before assisting the Royals' clubhouse manager in day-to-day operations, beginning in 2001. He was hired as the Baseball Operations Intern in 2005 and was promoted to Baseball Operations Assistant in 2006. He was subsequently promoted to Assistant, Scouting and Player Development in October, 2010 before assuming the role of Assistant Director of Player Development. Following the 2014 season, he was promoted to Director, Baseball Administration.

While in college at the University of Kansas, he served as the student assistant coach for the Jayhawks baseball team. Vena graduated from the University of Missouri-Kansas City School of Law in December, 2005 before passing the Missouri Bar Exam in February, 2006. He received a bachelor's degree in sports management from the University of Kansas in 2002. He graduated from Blue Valley Northwest High School in 1998.

Vena and his wife, Kasey, reside in Olathe, Kan., with their children, Peyton, Owen and Luke.



**JOHN WILLIAMS**

**BASEBALL OPERATIONS SPECIAL PROJECTS COORDINATOR**

John Williams is in his ninth season with the Royals and first as the Baseball Operations Special Projects Coordinator. Williams previously served as Director of Baseball Analytics for three seasons, Assistant Director of Baseball Analytics for two seasons, and was a Baseball Operations Assistant for two years. He joined the Royals organization as a Baseball Operations Intern prior to the 2010 season.

Before joining the Royals, Williams worked as a research assistant in the Political Science department at Yale University.

Williams received a master's in atmospheric science at MIT in 2008. Previously, he earned a bachelor's of science in geology & geophysics at Yale University in 2005. A native of North Haven, Conn., he currently resides in Kansas City, Mo.



**ALEC ZUMWALT**

**DIRECTOR-BASEBALL OPERATIONS/PLAYER DEVELOPMENT & SCOUTING**

Alec Zumwalt is in his eighth season with the Royals and second as Director of Baseball Operations/Player Development & Scouting. He was named to the position on Nov. 21, 2017, after serving as the Major League Advance Scout 2013-2017 and as Pro Scout in 2012. Alec was awarded the Kansas City Royals Art Stewart Scout of the Year Award for his efforts during the 2015 season.

Zumwalt was committed to the University of North Carolina at Chapel Hill before being drafted in 1999 by the Atlanta Braves in the fourth round out of East Forsyth High School (Kernersville, NC). He went on to play 10 minor league seasons as an outfielder and pitcher with Atlanta, Tampa Bay, Milwaukee and Oakland.

Alec, wife Kristen, four sons, Xander, Brooks, Keelan, Trace and daughter Kaia, reside in Lee's Summit, Mo.



# THE OFFICIAL APP OF KAUFFMAN STADIUM



- Access and manage your tickets (MLB account required)
- Team schedule, ticket information and sales and promotional event listings
- My History: View scores and photos from all your ballpark visits
- Customize to feature your Kansas City Royals
- Seat and experience upgrade functionality
- Directions and parking information



# Ballpark™





## DARWIN PENNYE

EXECUTIVE DIRECTOR - URBAN YOUTH ACADEMY

Darwin Pennye is in his third year with the Urban Youth Academy and second as the Executive Director. He came to the Royals after a career as a Texas High School Athletic Director, Coach, and Educator.

Pennye is the first Executive Director of the Urban Youth Academy, which opened its doors in 2018. He is responsible for overseeing the entire day-to-day operation of the Urban Youth Academy, which provides the youth of Kansas City with a dual opportunity, to develop into high character, productive members of society and learn the skills of our national pastime.

Pennye's coaching background includes stints as a minor league coach in the Houston Astros' system (1998-99), an assistant coach at St. Pius X High School in Houston and a head coaching position at Bay Area Christian High School in League City, Texas. In 2008, Pennye assumed the role of Athletic Director and also served as the head football coach for three seasons. Most recently, he served as the Athletic Director and head baseball coach at Logos Preparatory Academy in Sugarland, Texas.

He was drafted by the Pittsburgh Pirates in 1998 and have a five-year professional career, playing in the Pirates, Cubs and Expos organizations. He played baseball collegiately at Texas State University and was inducted into the school's Athletic Hall of Honor in 2018.

In 2003, Pennye earned a Bachelor of Science degree in Organizational Leadership from the College of Biblical Studies in Houston. Pennye is a licensed and ordained minister in the Baptist Church.

Pennye and his wife of 29 years, Maria, currently reside in Kansas City, Mo.



## ANGEL MCGEE

MANAGER, COMMUNICATIONS & OUTREACH

Angel McGee is in her third year with the Urban Youth Academy and second as the Manager-Communications & Outreach. In her role, McGee is responsible for the development and implementation of community outreach strategies that support the Academy's mission using marketing and communications initiatives, including corporate, community and school partnerships, social media, events and Academy programming.

Previously, McGee served as the Royals' Event Presentation and Production intern during the 2016 season and joined the organization in 2013 as a Mascot Assistant and also worked part-time as a member of the Game Crew. Simultaneously, she worked with the Kansas City Chiefs as a Play 60 Youth Outreach Guide and Play 60 School Assembly host. She has also served as a Field Coordinator with the Chiefs' Game Entertainment department the past five seasons.

A 2012 graduate of Truman State University in Kirksville, Mo., McGee received her bachelor's degree in Communications with emphasis in journalism and also minored in Spanish.

She resides in Lee's Summit, Mo., with her daughter, Leila.



## DYLAN WILSON

MANAGER, SPORTS MEDICINE

Dylan Wilson is in his third year at the Kansas City Urban Youth Academy and second as the Manager-Sports Medicine. In his position, he develops, coordinates, and administers a comprehensive sports medicine program at the Urban Youth Academy to ensure healthy lifestyles and player safety.

Prior to joining the staff at the UYA, Wilson was a graduate assistant athletic trainer at the University of Missouri-Kansas City, while receiving a Master's degree in Higher Education Administration/Urban Leadership there. He also served as an athletic training intern with the Kansas City Chiefs during the summer of 2009.

Wilson received his bachelor's degree in Athletic Training at the University of Central Missouri in 2014.

A native of Kansas City, Wilson resides in Greenwood, Mo., with his wife, Kelcey, and son, Jaxon.

**ASHLEY NEWMAN**

SOFTBALL PROGRAM COORDINATOR

Ashley Newman is in her second year as the Softball Program Coordinator for the Kansas City Urban Youth Academy. She is responsible for the development and implementation of softball.

Newman played softball collegiately at the University of Kansas from 2010-14, where she also earned a bachelor's degree in African-American Studies. She served as the Volunteer Assistant Softball Coach at KU during the 2014-15 season.

A native of Salina, Kan., she resides in Lawrence. Her cousin, Terence Newman, played football at Kansas State University and for the Dallas Cowboys.

**CLE ROSS**

BASEBALL PROGRAM COORDINATOR

Cle Ross is in his second season as the Baseball Program Coordinator at the Kansas City Urban Youth Academy. In his role, he's responsible for the development and implementation of baseball programming strategies that support the Academy's mission to achieve youth growth and development.

In addition to his position at the Academy, Ross serves as the Executive Director of the Kansas Reviving Baseball in Inner Cities (RBI), a position he's held since 2010. Prior to his time with the Academy, he was the Culture & Community Relations Manager at Freightquote for 12 years. Ross was a 2011 Buck O'Neil Legacy Seat honoree and was named to Ingram's Local Heroes list in 2018.

He played three seasons of college baseball at the University of Arkansas-Pine Bluff and North Central Missouri College. While at UAPB, Ross broke numerous single season records, including hits, batting average, doubles, RBI and total bases. In 2002, he helped the Golden Lions set the school record for wins in a season (25) and was named team MVP, leading the team in batting average, home runs and RBI. In his only year at NCMC, Ross led the team in batting average and set the school's stolen base record, while he had a career-best 18-game hitting streak. He was inducted into the NCMC Hall of Fame in 2017.

Ross also played one season of professional baseball for the Amarillo Dillas of the Independent United League in 2002.

A native of Wellington, Kan., Ross lives in Overland Park with his son, Ringo.

**TIA SANDOVAL**

EDUCATION PROGRAM COORDINATOR

Tia Sandoval is in her second season with the Urban Youth Academy, after serving as the Community Outreach Assistant Intern during the 2018 season. In her current role, Sandoval oversees all educational enrichment programs, including the "Raising Royals" after school and Science of Baseball programs.

She received her Bachelor's degree in Animal Science and International Agriculture from Iowa State University in 2012 and earned a Master's degree in Public Administration with an emphasis in Nonprofit Management from the University of Missouri-Kansas City in 2017.

Sandoval resides in her native Kansas City, Mo.

**JONATHAN ROSA**

ASSISTANT, BASEBALL OPERATIONS

Jonathan Rosa is in his fourth season with the Royals and his first as Assistant to Baseball Operations/Urban Youth Academy. Rosa joined the Royals in 2016, serving as the Guest Experience Specialist for the organization. He currently serves a dual role as the Assistant to Baseball Operations for the Kansas City Royals and the Urban Youth Academy. He is responsible for assisting with the daily business, communications and development operations.

Rosa graduated from the University of Kansas in 2015, where he earned his Bachelor's degree in journalism. During his time at KU, he also served as a student manager for the Jayhawks' baseball team.

A native of Kansas City, Rosa graduated from The Bartow School and currently lives in Overland Park, Kan.





**DR. VINCENT KEY**

TEAM PHYSICIAN

Dr. Vincent Key is in his ninth season as the head team physician for the Royals. He currently is an Associate Professor of Orthopedic Surgery/Sports Medicine at the University of Kansas Medical Center (Department of Orthopedic Surgery).

Dr. Key is a graduate of Spring Hill (Kan.) High School. He received his bachelor's degree in pre-medicine at Kansas State University where he was also a track and field athlete.

He received his medical degree from the University of Oklahoma College of Medicine and did an Orthopedic Surgery residency at King/Drew Medical Center in Los Angeles, Calif. Dr. Key completed a Sports Medicine Fellowship with Wellington Orthopedics/University of Cincinnati.

He enjoys family time, fishing and coaching youth sports. He resides in Overland Park, Kan., with his wife, April, and their four children: Kaelin, Cameron, Carson and Kaiya.



**NICK KENNEY**

HEAD ATHLETIC TRAINER

Nick Kenney is in his 10th season as the Major League head athletic trainer after joining the organization on October 23, 2009. Kenney was selected as a member of the 2012 American League All-Star team. He and his staff were honored to receive the 2011 Dick Martin Award and the 2013 Professional Baseball Athletic Trainers Society (PBATS) Major League Training Staff of the Year award.

Kenney (A.T.C./CSCS) spent five seasons as the assistant athletic trainer for the Cleveland Indians from 2005-09. He also spent two years (2003-04) as the assistant athletic trainer for the Cincinnati Reds. He was program manager of sports medicine for TriHealth, the official medical provider of the Reds from 2001-02. While with TriHealth, Kenney was involved extensively with healthcare coordination and rehabilitation, including the programs used by Reds' Major and minor league players. Prior to his position with TriHealth, he served for seven seasons as head athletic trainer for the Cincinnati Cyclones professional hockey club.

A graduate of Clinton-Massie (Clarksville, Ohio) High School and Wilmington College (Ohio), Kenney is a member of the National Athletic Trainers Association and the Professional Baseball Athletic Trainers Society, currently acting as the American League Head Athletic Trainer Representative on the Executive Board.

He resides in Overland Park, Kan., with his wife, Patty, and their four children: Paige, Colin, Nathan and Madison.



**KYLE TURNER**

ASSISTANT ATHLETIC TRAINER

Kyle Turner is in his 10th season as an assistant athletic trainer, working under head athletic trainer Nick Kenney. In 2018, Turner was selected to serve as an athletic trainer for the All-Star Game in Washington, D.C.

From 2007-09, he served as the Royals' minor league medical coordinator after seven seasons with the Texas Rangers in different capacities in the minor leagues.

Following his graduation from Southern Utah University, Turner took his first athletic training position as the head athletic trainer at Northern Oklahoma College. He has worked in professional baseball since the 2000 season, after spending two-and-a-half years at NOC.

Kyle enjoys playing golf, hunting, fishing and home improvement projects during his free time, but most importantly spending time with his wife, Wendy, and daughters, Brooke and Malia.



**JEFF BLUM**

*PHYSICAL THERAPIST/REHAB DIRECTOR*

Jeff Blum is in his 12th season with the Royals, serving as the team's Major League physical therapist/rehab director. Blum previously worked for the Atlanta Braves' organization, where he was the minor league physical therapist from 2002-05 and the minor league rehab coordinator from 2006-07.

He earned his bachelor of science in biology at Illinois College, where he also played baseball for the Blueboys. In his undergraduate years while working as a student trainer, he earned certification as a nurses' aide and as a physical rehab aide through John Wood Community College. He received his master's in physical therapy from Elon University and his doctorate in physical therapy from Regis University. Blum has been a certified strength and conditioning specialist through the NSCA since 2005.

Jeff and his wife, Heather, reside in Grain Valley, Mo., with their children: Maranatha, Austin and Samuel.



**CHRIS DeLUCIA**

*MAJOR LEAGUE TISSUE THERAPIST/ASSISTANT ATHLETIC TRAINER*

Chris DeLucia is in his first season as the club's Major League tissue therapist/assistant athletic trainer and his 13th with the organization overall. He previously served the Royals as the minor league medical coordinator for the last nine seasons, while he was also the athletic trainer for the Double-A affiliate (Wichita and Northwest Arkansas) from 2007-09.

DeLucia is in his 26th season overall in Major League Baseball, spending time in the Texas Rangers (2001-06) and New York Yankees' (1991-98) organizations. He was named the South Atlantic League Athletic Trainer of the Year in 1998, while working at Greensboro (A). He also spent two winters as the athletic trainer for Yankees players participating in the Australian Winter Baseball League.

He is a graduate of St. Leo University (Fla.), where he received a bachelor's degree in exercise science. DeLucia, who obtained certification with the National Academy of Sports Medicine as a Corrective Exercise and Performance Exercise Specialist, played soccer at St. Leo and worked in the athletic training room. He resides in Goodyear, Ariz., during the offseason.

**ADDITIONAL MEDICAL STAFF**



**Dr. Joe Noland**  
Associate Physician



**Dr. Bruce Toby**  
Associate Physician



**Dr. Sean Jackson**  
Associate Physician



**Dr. Steve Joyce**  
Physician Emeritus



**Patrick Hammond, D.C.**  
Team Chiropractor



## **RYAN STONEBERG**

**STRENGTH & CONDITIONING COACH**

Ryan Stoneberg begins his 18th season with the Royals and his eighth as Major League strength and conditioning coach. He served the previous five years as minor league strength and conditioning coordinator, and the five seasons prior as Latin America strength and conditioning coordinator. His current duties include coordinating all strength and conditioning activities across both the Major and minor leagues of the organization. In 2015, he was named the recipient of the Nolan Ryan Award by the Professional Baseball

Strength and Conditioning Society. The annual award honors an outstanding strength and conditioning coach in professional baseball.

Stoneberg joined the Royals from the Diamondbacks' organization, where he served as a minor league strength and conditioning coach from 1999-2001. He earned his bachelor of science in physiological sciences from the University of Arizona in 1999, while pitching for the Wildcat baseball team. Stoneberg also played baseball and received an associate of arts and associate of math and science degrees from Lassen Community College in 1996. Under the guidance of Steve Abney, Glen Yonan and John Deal, his Cougar baseball team made the Final Four of the California Community College Athletic Association (CCCAA) twice, the only two visits in school history.

He resides in Phoenix, Ariz. during the offseason, and has a daughter, Sydney.



## **LUIS PEREZ**

**ASST. STRENGTH & CONDITIONING COACH/LATIN AMERICA COORDINATOR**

Luis Perez is in his 10th season in the Royals' organization and his third year as the Major League club's Assistant Strength & Conditioning Coach. He will also serve as the Latin America Strength & Conditioning Coordinator for the eighth-straight season. Previously, he held the position of Strength & Conditioning Coach for the Surprise (Rookie) affiliate.

Perez joined the Royals in 2010, after working at the University of Central Missouri as the baseball team's strength & conditioning coach in 2009. He played for the Mules from

2006-08 and also played two seasons at Western Nebraska Community College. He graduated from UCM with a degree in Exercise Science.

Perez, a two-time Coach of the Year recipient, resides in St. Louis, Mo., with his wife, Megan and daughters, Ellie and Kenley.



## **ERIKA SHARP**

**REGISTERED SPORTS DIETITIAN**

Erika Sharp is in her second season as the Royals' Registered Sports Dietitian, having officially been hired on Jan. 1, 2018. In her role, she supports all levels of the organization, develops and maintains nutrition standards, and helps players maximize their performance through enhancing nutrition.

She has spent the previous five-plus years working at EXOS in Phoenix, Ariz., serving roles as a facility dietician, Director of Nutrition – Facilities and most recently as the

Director of Nutrition – Pro/Elite Sports Division. During her time with EXOS, she worked under contract with the San Francisco Giants in Major League Baseball as well as the Arizona Cardinals, Arizona Coyotes and U.S. Men's National Soccer Team.

Sharp received her bachelor's degree in nutrition from California Polytechnic State University in San Luis Obispo, Calif., while she did a postgraduate dietetic internship through the University of Maryland with an emphasis in information technology.

A native of Moss Beach, Calif., Sharp and her husband, David, reside in Cave Creek, Ariz., with their two rescue terriers.



**BILL DUPLISSEA**

MAJOR LEAGUE ADVANCE SCOUT/REPLAY COORDINATOR

Bill Duplissea is in his 15th season with the Royals, serving as the Major League Advance Scouting Coordinator and Instant Replay Coordinator. He started with the club as the bullpen catcher in 2006, before adding the advance scouting duties in 2012. In his current role, he works closely with the coaching staff in scouting upcoming opponents. His in-game duties include coordinating the Royals' instant replay challenges, where he's eclipsed a 72 percent success rate over the last three seasons, including a Major League-best 78.6 percent (33-for-42) in 2018.

Duplissea spent 2004 and 2005 as an assistant coach at the College of San Mateo, helping lead the Bulldogs to conference championships in both seasons. Prior to his coaching career, Duplissea caught for five seasons in the Los Angeles Dodgers' organization, reaching Triple-A Albuquerque in 2000. He was a standout player at the college level for both the College of San Mateo, playing under former Royals pitching coach, Bob McClure, and the University of California-Santa Barbara.

Duplissea resides in San Carlos, Calif., during the offseason, with his son, Billy.

**RYAN EIGSTI**

BULLPEN CATCHER

Ryan Eigsti is in his third season as the Royals' bullpen catcher. In his role, Eigsti assists the coaching staff, throwing batting practice and catching bullpen sessions before and during the games. He also works directly with pitching coach Cal Eldred and bullpen coach Vance Wilson.

Eigsti served as a coach with the Royals' Rookie affiliate, Surprise, in the Arizona League between 2014-16. Prior to that, he played in Kansas City's minor league system for six seasons, reaching Omaha (AAA) in 2011. He split the 2012 season between Omaha and Las Vegas, Toronto's Triple-A affiliate, before retiring as a player.

The catcher was originally selected by the Royals in the 15th round of the 2007 First-Year Player Draft, after playing three seasons at Bradley University in Peoria, Ill.

A native of Eureka, Ill., Eigsti resides in Scottsdale, Ariz., during the offseason with his wife, Kelli, and children, Colby, Kylie, Chase and Kinley.

**MIGUEL GARCIA**

BATTING PRACTICE PITCHER

Miguel Garcia is in his 18th season in the Royals' organization and 11th year as the Major League club's batting practice pitcher. He originally started working in the organization as a hitting and outfield coach for the Dominican Royals in 2001. Garcia has assisted the Dominican National Team in each of the last four World Baseball Classic tournaments, and was part of the Royals' coaching staff at the 2015 and 2016 All-Star Games.

He played in the Cleveland Indians' minor league organization for three seasons after signing with the Tribe in 1991 as a non-drafted free agent.

A native of Villa González, Santiago, Dominican Republic, Garcia and his wife, Elizabeth, have six children: O'Neill, Maria, Steven, Nomar, Mixiara and Eliana.

**JEFF DAVENPORT****SR. DIRECTOR-TEAM TRAVEL/CLUBHOUSE OPERATIONS**

Jeff Davenport enters his 20th season in the Royals organization and 13th as Senior Director-Team Travel/Clubhouse Operations. He served as the hitting coach for the Royals short-season club at Spokane in the Northwest League in 2000 and was named Manager-Team Travel in November, 2000. He was promoted to Director-Team Travel prior to the 2004 season and then to Senior Director-Team Travel in 2005. He was selected as the travel coordinator for the Major League All-Star tour of Japan in 2006.

Davenport began his professional baseball career in 1994 when he was signed as a non-drafted free agent by the Boston Red Sox. He was a catcher in the Red Sox system until 1996, when he served part of the year as Boston's Major League bullpen catcher. He coached in the Arizona Diamondbacks' organization from 1997-98 and worked in the club's Baseball Operations Department during the offseason. He spent the 1999 season as the Major League bullpen catcher for the Chicago Cubs.

A native of Greenville, Ohio, Davenport received his bachelor's degree in communications from Youngstown State (Ohio), where he played four seasons as a catcher.

Davenport and his wife, Celine, reside in Overland Park, Kan., with their son, Jack.

**CHUCK HAWKE****SR. DIRECTOR-CLUBHOUSE OPERATIONS**

Chuck Hawke is in his 31st season with the Royals, serving as the Senior Director-Clubhouse Operations. He runs the day-to-day operations of the visiting clubhouse at Kauffman Stadium and also assists with Royals' Spring Training in Surprise, Ariz., each year.

He received his bachelor's degree in computer science from DeVry University in 1984. Hawke, a native of Kansas City, Mo., graduated from Center High School in 1981. He and his wife, Lisa, reside in Leawood, Kan., with their dog, Buster.

**NICK RICHIE****SR. MANAGER-TEAM TRAVEL/CLUBHOUSE OPERATIONS**

Nick Richie is in his first season as the Senior Manager-Team Travel/Clubhouse Operations and fifth overall with the club. He served a clubhouse assistant the previous four years. In his current role, he assists Senior Director-Team Travel/Clubhouse Operations, Jeff Davenport, in all areas related to the Major League clubhouse as well as travel throughout the entire organization.

Prior to starting with the Royals, Richie was a field production coordinator with the Kansas City Chiefs for two years after serving as a production and game entertainment intern.

He graduated from the University of Missouri (Columbia) with a Bachelor's degree in sport management and also minored in business. Richie is currently working on a Master's of Business Administration with an emphasis in finance at the University of Missouri-Kansas City.

A diehard Mizzou fan, Richie lives in Smithville, Mo., with his dog, Lilly.

**PATRICK GORMAN****MANAGER, EQUIPMENT**

Patrick Gorman enters his 24th season with the Kansas City Royals after joining the club in 1996. Gorman began his career as a clubhouse attendant and has served as an assistant equipment manager the past 17 seasons. He assists in the day-to-day operations in the Royals' Major League clubhouse.

Gorman joined the Royals after an internship with the Cleveland Browns in 1995. He served as the student manager for the University of Kansas football team during his collegiate career.

He earned a bachelor's degree in English from the University of Kansas in 1995. A native of Kansas City, Kan., Gorman graduated from Bishop Ward High School in 1990.

Gorman and his wife, Cady, reside in Overland Park, Kan., with their two daughters, Abby and Caroline.

**TOM WALSH**

MANAGER, CLUBHOUSE &amp; UMPIRE SERVICES

Tom Walsh is in his 38th season with the Royals and 21st working in the Royals clubhouse and Umpires Room. In his role, he is in charge of the umpire's clubhouse at Kauffman Stadium and assists with operation of the home clubhouse. He previously served as a visiting clubhouse assistant (1987), while he began his career with the Royals in the maintenance department.

Known to many of his colleagues as "T-Man", Walsh graduated from the University of Kansas in 1984 with a bachelor's degree in liberal arts & sciences. While at KU, he worked as a team manager/equipment manager for the Jayhawk baseball team for the late Marty Pattin, a former Royals player.

A native of Garden City, Mich., Walsh resides in Lenexa, Kan.

**T.J. STACK**

MANAGER, CULINARY SERVICES

T.J. Stack is in his fifth season with the Royals, serving as the Manager, Culinary Services. In his role, he runs

Chef T.J. was born and raised in Kansas City. He attended Rockhurst High School and the University of Missouri in Columbia. Before joining the Royals in 2015, Chef TJ was executive chef at the downtown Savoy Hotel as well as JJ's on the Country Club Plaza.

**TYLER AGENTER**

SR. CLUBHOUSE ASSISTANT, ADMINISTRATION

Tyler Agenter is in his 12th season with the Royals, and his first as Senior Clubhouse Assistant, Administration. He previously served as an Assistant Travel & Clubhouse Manager as well as a clubhouse assistant with the team.

Agenter previously worked for the Arizona Diamondbacks from 1995-2000 in Baseball Operations and Player Development, helping coordinate the Expansion Draft for the new franchise in 1997. He spent the 2003-04 seasons with the Texas Rangers, coordinating video

for the Major League coaching staff and players.

A native of Milaca, Minn., Agenter graduated from Shadow Mountain High School (Phoenix, Ariz.) and obtained a bachelor of science degree with a concentration in Sports Psychology from Arizona State University. He currently resides in Kansas City, Mo.

**JAKE VAN OEVEREN**

SR. CLUBHOUSE ASSISTANT, OPERATIONS

Jake Van Oeveren is in his 15th season with the Royals and his first as a Senior Clubhouse Assistant, Operations. He previously served as a clubhouse assistant in the home clubhouse at Kauffman Stadium, while also assisting with clubhouse operations at Royals' Spring Training in Surprise, Ariz.

Van Oeveren graduated from the University of Kansas in 2008 with a bachelor's degree in psychology. He resides in Prairie Village, Kan.





**MARK TOPPING**

*VIDEO COORDINATOR*

Mark Topping is in his 16th season as the Royals Video Coordinator after joining the club in 2003. He oversees video coaching at the Major League level including player analysis and scouting video for the coaching staff and all players. This video is used by Royals hitters, pitchers and baserunners for their day-to-day game preparation.

Topping was honored with the 2008 Carl Hamilton Award of Excellence by his peers in the Professional Baseball Video Coordinators Association (PBVCA). The award is given annually to the Major League Baseball Video Coordinator who has demonstrated superior work in the field of video coaching.

Before joining the Royals, Topping worked as a photojournalist. From 2001-03, he was a freelance journalist for various news and sports networks. He also worked as a sports photographer and editor at XETV in San Diego, Calif., and had stints with WDAF-TV in Kansas City, WTVG-TV in Toledo, Ohio and KSPR-TV in Springfield, Mo.

Topping graduated from Buffalo State College (N.Y.) in 1996 with a bachelor of arts in communications. A native of Anaheim, Calif., he graduated from Canyon High School in 1990. He resides in Kansas City, Mo.



**TREVOR VANCE**

*SR. DIRECTOR-GROUNDSKEEPING & LANDSCAPING*

Trevor Vance is in his 35th season with the Kansas City Royals, and his 25th as the Royals' Senior Director-Groundskeeping and Landscaping. He oversees the supervision and overall operation of the natural grass field at Kauffman Stadium. Vance also works with the Spring Training, Dominican Academy, Urban Youth Academy and minor league groundskeepers to support and promote safe playing surfaces throughout the organization.

Vance joined the Major League groundscrew as a part-time member in 1985 and became a full-time staff member in 1988. He was named Assistant Groundskeeper in 1993, before assuming his current post prior to the 1995 season.

He has worked with several youth organizations throughout Kansas City to help promote safe playing surfaces for all youth sports.

A native of Raytown, Mo., and a 1985 graduate of Raytown High School, Vance was inducted into the school's Hall of Fame in September of 2015. He also attended Central Missouri State University.

Vance resides in Lee's Summit, Mo., with his wife, Laura and four children: Kelsie, Hayden, Tanner and Morgan. Trevor has a passion for youth baseball, serving as an assistant coach during his free time.

**ADDITIONAL SUPPORT STAFF**



**Brett Pene**  
Home Clubhouse  
Assistant



**Adam Korth**  
Assistant, Culinary  
Services



**Jeff Smith**  
Visiting Clubhouse  
Assistant



**Levi Noble**  
Visiting Clubhouse  
Assistant



**Shane Montgomery**  
Manager-  
Groundskeeping



**Jonnie Reed**  
Manager-  
Groundskeeping



**Anthony Bruce**  
Assistant  
Grounds



**Clint Elder**  
Coordinator-  
Facilities & Grounds



**Hannah Albregts**  
Representative-  
Account Services



**Kyle Armstrong**  
Coordinator-Ticket  
Operations



**Kirk Arnold**  
Security  
Officer



**Nicole Averso**  
Director-Event  
Presentation



**Chelsea Batschke**  
Sr. Account Executive-  
Membership Services



**Whitney Beaver**  
Director-Finance



**Kevin Bell**  
Manager-Group  
Sales



**Jesse Blackstock**  
Account Executive-  
Group Sales & Season  
Tickets



**Anthony Blue**  
Sr. Director-  
Ticket Operations



**Rick Bobki**  
Lead-Carpenter/  
Painter



**Jason Booker**  
Sr. Director-  
Corporate Partnerships &  
Broadcast Sales



**Travis Bryant**  
Director-Guest  
Services &  
Fan Experience



**Todd Burrow**  
Sr. Director-Stadium  
Engineering



**Kathy Butler**  
Coordinator-First  
Impressions



**Adam Cain**  
Manager-Season  
Sales



**Morrie Carlson**  
Manager-  
Tours



**Barry Chambers**  
IT Operations  
Associate



**Edward Chiu**  
Manager-Ticket  
Operations



**Ben Christian**  
Director,  
Partnership Marketing  
& Business Strategy



**Byron Clark**  
Technician-Ballpark  
Operations



**Brad Collins**  
Mascot



**Don Costante**  
Sr. Director-  
Event Presentation &  
Production



**William Cunningham**  
Engineer-  
Audio/Visual



**Christine Darr**  
Director-Ticket  
Operations



**Katy Davis**  
Account Executive-  
Group Sales & Season  
Tickets



**Randy Dittmer**  
Security  
Officer



**Donnell Dillard**  
Payroll  
Administrator



**Bre Edgley**  
Manager-Client  
Services



**Lynne Elder**  
Manager-  
Human Resources



**Brian Ferguson**  
Manager-  
24-Hour Security



**Ashley Ficken**  
Manager-Authentic  
Merchandise Sales



**Patrick Fleischmann**  
Director-  
Renovation Accounting/  
Risk Management



**Steven Funke**  
Director-Event  
Presentation & Production



**Britt Gardner**  
Manager-  
Premium Business



**Steve Garvey**  
Sr. Manager-  
Corporate Partnerships



**Tim Goodman**  
Sr. Account  
Executive-Premium  
Services



**Sam Greenfield**  
Account Executive-  
Season Ticket & Group  
Sales



**Amanda Grosdidier**  
Director-Royals  
Charities



**Mike Gutierrez**  
Security Officer



**Cindy Hamilton**  
Executive Administrative  
Assistant



**Frank Haar**  
Security Officer



**Brian Himstedt**  
Sr. Director-  
Information Systems



**Robert James**  
Lead-Electrician



**Greg Johnson**  
Security Officer



**Jamie Johnson**  
Sr. Account Services  
Representative



**Betty Kaegel**  
Director-  
Community Outreach



**Michele Kammerer**  
Sr. Director-  
Client Services



**Sarah Kenny**  
Coordinator-Authentic  
Merchandise Sales



**Jeannie Kenyon**  
Staff  
Accountant



**Joel Kirch**  
Window Washer



**Richard Kleiman**  
Security Officer



**Sarah Kongs**  
Manager-  
Accounting



**Jason Kramer**  
Director-Corporate  
Partnership Sales



**Josh LeMaster**  
Senior Accountant



**Sam Lutz**  
Content Producer-Real  
Time Specialist



**Megan Mackey**  
Sr. Manager-  
Corporate Partnerships



**Miriam Maiden**  
Director-  
Human Resources



**Mandy Marks**  
Manager-Content



**John McGraw**  
Security Officer



**Katie McMullen**  
Director-  
Community Relations





**Anthony Meier**  
Manager-Digital & Social Media



**Curt Nelson**  
Director-Royals Hall of Fame



**Carlos Ocampo**  
Sr. Account Executive-Group Sales & Season Tickets



**Jodi Parsons**  
Director-Payroll



**Jana Patton**  
Senior Editor



**Ariel Peralta**  
Sr. Account Executive-Season Tickets & Group Sales



**Jonlyn Pierce**  
Coordinator-Accounts Payable



**Nick Pieroni**  
Assistant Manager-Ballpark Services



**Zach Plummer**  
Account Executive-Group Sales & Season Tickets



**Mike Rader**  
Lead-Mechanic



**Becky Randall**  
Manager-Systems Analysis & Development



**Luke Reed**  
Manager-Client Services



**Isaac Riffel**  
Sr. Director-Ballpark Operations



**Nate Rodgers**  
Manager-Ballpark Services



**Pete Rorvig**  
Security Officer



**Zach Rosenberg**  
Manager-Ballpark Operations



**Bryan Ross**  
Director-Event Operations



**Megan Rowe**  
Manager-Community Relations & Royals Charities



**Aaron Sawyer**  
Technician-Ballpark Operations



**Matt Schulte**  
Sr. Manager-Special Events & Promotion



**Jill Seib-Schaub**  
Manager-Royals Hall of Fame/Education Programs



**Neil Sell**  
Director-Information Systems



**Steve Shiffman**  
Sr. Director-Sales & Service



**Kayla Shively**  
Manager-Season Ticket Retention & Benefits



**Ricky Sims**  
Coordinator-Mail Services



**Erin Sladdens**  
Sr. Director-Digital & Social Media



**Caleb Smith**  
Account Executive-Season Ticket & Group Sales



**Patrick Stacy**  
Manager-Client Services



**Madeleine Straley**  
Human Resources Assistant



**Doug Strauss**  
Painter



**Cheryl Sutton**  
Assistant Manager-  
24-Hour Security



**Jacque Tschirhart**  
Coordinator-  
Vault Services



**Amanda Turk**  
Director-  
Publicity



**Scott Wadsworth**  
Director-Sales &  
Services



**Zach Weaver**  
Manager-  
Production



**Maurice West**  
Security  
Officer



**Cireena White**  
Guest Experience  
Specialist



**Caitlin Wienck**  
Manager-Creative  
Services



**Johnny Williams**  
Director-  
Ballpark Services



**Natalie Williams**  
Manager-  
Corporate Partnerships



**Kirby Wolff**  
Content Producer-  
Editor & Animation



**Molly Wright**  
Account Executive-  
Group Sales & Season  
Tickets



**Ryan Ziegler**  
Sr. Account Executive-  
Membership Services



**Kendra Zink**  
Manager-Theme  
Tickets & Marketing



**Brad Zollars**  
Sr. Director-  
Advertising & Marketing





ALWAYS  
ROYAL

EST. 1969

BUY  
VISIT

ALWAYS  
ROYAL

ALWAYS  
ROYAL KC

THE SUMMER FINDINGS

THE SUMMER FINDINGS





**#3 NED YOST**  
M A N A G E R

**EDGAR FREDERICK YOST III**

BORN: **AUG. 19, 1954** | EUREKA, CALIF.

WIFE: **DEBORAH**

CHILDREN: **JENNY, NED IV, JOSH, ANDREW**

**BATS  
RIGHT**

**THROWS  
RIGHT**

RESIDES: **LA GRANGE, GA.**

NAMED TO STAFF: **MAY 13, 2010**

**ROYALS MANAGERIAL CAREER**

- 🏆 Named the 16th full-time manager in Kansas City Royals history on May 13, 2010...signed a one-year extension on Sept. 30, 2018, to return for the 2019 season.
- 🏆 Signed extensions four times previously in his career: July 31, 2010 for the 2011-12 seasons (with an option for 2013); Oct. 1, 2013 for the 2014-15 seasons; Jan. 13, 2015 for the 2016 campaign and Feb. 17, 2016 for the 2017-18 seasons.
- 🏆 Enters the 2019 season as the longest tenured active manager in the American League and in club history, posting a 687-736 record (.483) in 1,423 regular season games...that includes a 351-297 mark (.542) between the 2013-16 seasons, which tied for the fifth-highest winning percentage in the Majors during that span.
- 🏆 Entered 2019 ranking fourth among active managers in games (2,382) and fifth in wins (1,144)...he's also 40th all-time in games and 49th in victories.
- 🏆 Led the Royals to their first World Series title and first division championship in 30 years during the 2015 season...the club's 95 victories that year were third-most in franchise history and tops since the 1980 club won 97 games.
- 🏆 Became the first KC skipper to lead the franchise to multiple World Series appearances (2014-15), while he's the third to reach the postseason in consecutive seasons, joining Whitey Herzog (1976-78) and Dick Howser (1984-85).
- 🏆 Recorded his 1,000th win as a Major League manager on September 17, 2016 with a 3-2 triumph over the Chicago White Sox...collected his 500th win as Royals manager on June 12 of the same year, also over the White Sox (3-1).
- 🏆 Became winningest manager in franchise history on June 18, 2015 with a 3-2 win over Milwaukee, passing Whitey Herzog's previous record of 410.
- 🏆 Collected a .710 (22-9) postseason winning percentage, which is tops among managers that have managed at least 20 playoff games...his 22 postseason victories are 24th all-time and rank fifth among active skipper, trailing only Bruce Bochy (44), Terry Francona (40), Joe Maddon (32) and Dave Roberts (23).
- 🏆 Led the Royals to a Major League-record eight consecutive victories to start the 2014 Postseason...he also became the first manager in MLB history to win his first eight postseason games.
- 🏆 Served as the manager of the American League All-Star team at the 2015 and 2016 Midsummer Classic, leading the AL to wins in both games...was also a coach for the Junior Circuit in the 2012 All-Star Game in Kansas City.

**YOST'S MAJOR LEAGUE MANAGERIAL RECORD**

Year	Club	League	Finish	Games	Won	Lost	Pct.
2003	Milwaukee	National	6th	162	68	94	.420
2004	Milwaukee	National	6th	161	67	94	.416
2005	Milwaukee	National	3rd	162	81	81	.500
2006	Milwaukee	National	4th	162	75	87	.463
2007	Milwaukee	National	2nd	162	83	79	.512
2008	Milwaukee	National	2nd*	150	83	67	.533
2010	Kansas City	American	5th	127	55	72	.433
2011	Kansas City	American	4th	162	71	91	.438
2012	Kansas City	American	3rd	162	72	90	.444
2013	Kansas City	American	3rd	162	86	76	.531
<b>2014</b>	<b>Kansas City</b>	<b>American</b>	<b>2nd*</b>	<b>162</b>	<b>89</b>	<b>73</b>	<b>.549</b>
<b>2015</b>	<b>Kansas City</b>	<b>American</b>	<b>1st</b>	<b>162</b>	<b>95</b>	<b>67</b>	<b>.586</b>
2016	Kansas City	American	3rd	162	81	81	.500
2017	Kansas City	American	3rd	162	80	82	.494
2018	Kansas City	American	5th	162	58	104	.358
Milwaukee Totals				959	457	502	.477
Kansas City Totals				1,423	687	736	.483
Regular Season Totals				2,382	1,144	1,238	.480
Postseason Totals				31	22	9	.710

\*-Wild Card Qualifier, **BOLD** = Postseason participant

**PRE-ROYALS MANAGERIAL CAREER**

- 👑 Managed the Milwaukee Brewers beginning in 2003 before being relieved of his duties on September 15, 2008...compiled a 457-502 mark as the Brewers' skipper...named as the Milwaukee manager on October 29, 2002.
- 👑 Turned the Brewers around, leading the club to a 83-79 record and a second-place finish in the NL Central in 2007, marking Milwaukee's first winning season in 15 years.
- 👑 The Brewers were 83-67 in 2008 when he was dismissed and on their way to winning the NL Wild Card, the franchise's first playoff appearance since their World Series campaign in 1982, when Yost was a catcher on the club.
- 👑 A member of Tony La Russa's 2005 National League All-Star coaching staff.

**COACHING CAREER**

- 👑 Prior to managing the Brewers, spent 12 seasons on the Major League staff of the Atlanta Braves, 1991-2002...the Braves won their division in each of Yost's seasons on the staff with the exception of the strike-shortened 1994 campaign.
- 👑 Served Hall of Fame manager Bobby Cox as the bullpen coach from 1991-98 and then as the third base coach from 1999-2002.
- 👑 Joined the Braves' organization after retiring as a player following the 1987 season...managed for three seasons in the Atlanta system at Class A Sumter in the South Atlantic League, accumulating a 197-223 (.469) record.

**PLAYING CAREER**

- 👑 Selected by the New York Mets in the first round (7th overall) in the secondary phase of the June 1974 Draft...originally selected by the Montreal Expos in the second round of the January 1974 Draft, but did not sign.
- 👑 Acquired by the Milwaukee Brewers from the Mets organization in the 1977 Rule 5 Draft.
- 👑 Played parts of six seasons in the Majors with the Brewers (1980-83), Rangers (1984) and Expos (1985), batting .212 with 15 doubles, four triples, 16 home runs, 64 RBI and 54 runs in 219 games.
- 👑 Member of the 1982 American League Champion Milwaukee Brewers...appeared in one game of the World Series against the Cardinals, drawing a walk in his only plate appearance.
- 👑 Traded by the Brewers with LHP Dan Scarpetta to the Rangers for catcher Jim Sundberg on December 8, 1983.

**MISCELLANEOUS NOTES**

- 👑 Yost and wife, Deborah, have four children: daughter, Jenny, and three sons, Ned IV, Josh and Andrew and grandchildren, Jordan, Everly and Amber Lin...Ned IV is currently a coach in the Brewers' minor league system.
- 👑 His father, Ned (Sr.), was an All-American football player at Santa Rosa Junior College in California.
- 👑 Graduated from Dublin (Calif.) High in 1972 before playing baseball at Chabot Junior College in Hayward, Calif.
- 👑 Inducted into the Central Wisconsin Baseball Hall of Fame in 2004 and earned the "Nice Guy Award" at the 2005 Red Smith Sports Award Banquet in Appleton, Wis.
- 👑 Wears uniform No. 3 as a tribute to his close friend, the late Dale Earnhardt.

**YOST'S RECORD VS. MLB CLUBS (REGULAR SEASON ONLY)**

Opponent	Record	Opponent	Record
Arizona	29-21	Milwaukee	8-3
Atlanta	23-27	Minnesota	105-93
Baltimore	36-33	New York Mets	21-25
Boston	27-37	New York Yankees	25-40
Chicago White Sox	96-69	Oakland	29-37
Chicago Cubs	44-55	Philadelphia	20-26
Cincinnati	60-52	Pittsburgh	55-49
Cleveland	73-95	St. Louis	57-81
Colorado	26-24	San Diego	24-25
Detroit	80-88	San Francisco	28-22
Florida/Miami	17-31	Seattle	31-33
Houston	67-76	Tampa Bay	34-27
Kansas City	3-3	Texas	24-41
Los Angeles Angels	35-37	Toronto	30-33
Los Angeles Dodgers	14-28	Washington	23-26

## YOST'S CAREER EJECTIONS

No.	Date	Note (Umpire)
1	6/24/03	Balls and strikes (A. Fletcher)
2	7/4/03	Balls and strikes (M. Carlson)
3	8/17/03	Safe/out call (S. Holbrook)
4	9/13/03	Balls and strikes (J. Joyce)
5	5/26/04	Call at first base (H. Wendelstedt)
6	8/21/04	Called third strike (P. Nauert)
7	8/25/04	Fair/foul call (M. Wegner)
8	7/15/05	Called third strike (B. Davidson)
9	7/26/05	Call at first base (R. Kulpa)
10	8/9/05	Balk (A. Hernandez)
11	8/16/05	Batter hit by pitch (B. Miller)
12	5/5/06	Balls and strikes (J. Layne)
13	5/23/06	Comment to Brady Clark (B. Welke)
14	6/04/06	Called third strike (J. Wolf)
15	6/11/06	Balls and strikes (M. Hudson)
16	6/30/06	Call at first base (B. O'Nora)
17	8/31/06	Call at first base (T. Timmons)
18	5/15/07	Balls and strikes (L. Vanover)
19	5/25/07	Called third strike (J. Layne)
20	9/07/07	Balls and strikes (M. Winters)
21	9/23/07	Call at second base (C. Guccione)
22	9/24/07	Call at the plate (P. Cuzzi)

No.	Date	Note (Umpire)
23	9/26/07	Intentional hit by pitch (T. Hallion)
24	5/6/08	Called strike three (E. Cooper)
25	7/23/08	Check swing call (E. Rapuano)
26	6/03/10	Balls and strikes (M. Estabrook)
27	5/22/11	Arguing ejection of M. Treanor (A. Campos)
28	8/7/11	Arguing ejection of A. Gordon (R. Drake)
29	8/16/11	Arguing balls and strikes (K. Danley)
30	6/14/12	Arguing a foul bunt at home (D. Iassogna)
31	7/22/12	Call at second base (D.J. Reyburn)
32	8/22/12	Arguing from dugout (S. Barry)
33	8/31/13	Arguing balls and strikes (W. Little)
34	5/17/14	Arguing a foul tip (C. Segal)
35	5/27/14	Arguing balls and strikes (K. Danley)
36	6/15/14	Arguing balk call on J. Shields (P. Emmel)
37	4/19/15	Arguing after L. Cain HBP (G. Gibson)
38	8/18/15	Arguing after replay call at 2B (M. Carlson)
39	9/19/16	Arguing balls and strikes (T. Basner)
40	5/27/17	Arguing check swing (B. Welke)
41	8/2/17	Arguing called third strike (J. Tumpane)
42	8/3/17	Home run fair/foul call (L. Vanover)
43	7/9/18	Arguing from bench (W. Little)

NOTE: Yost was never ejected as a player

## ROYALS YEAR-BY-YEAR MANAGERIAL RECORDS

Year	Manager	Record	Year	Manager	Record
1969	Joe Gordon	.69-93	1994	Hal McRae	.64-51
1970	Charlie Metro	.19-33	1995	Bob Boone	.70-74
1970	Bob Lemon	.46-64	1996	Bob Boone	.75-86
1971	Bob Lemon	.85-76	1997	Bob Boone	.36-46
1972	Bob Lemon	.76-78	1997	Tony Muser	.31-48
1973	Jack McKeon	.88-74	1998	Tony Muser	.72-89
1974	Jack McKeon	.77-85	1999	Tony Muser	.64-97
1975	Jack McKeon	.50-46	2000	Tony Muser	.77-85
1975	Whitey Herzog	.41-25	2001	Tony Muser	.65-97
1976	Whitey Herzog	.90-72	2002	Tony Muser	.8-15
1977	Whitey Herzog	.102-60	2002	John Mizerock*	.5-8
1978	Whitey Herzog	.92-70	2002	Tony Peña	.49-77
1979	Whitey Herzog	.85-77	2003	Tony Peña	.83-79
1980	Jim Frey	.97-65	2004	Tony Peña	.58-104
1981	Jim Frey	.30-40	2005	Tony Peña	.8-25
1981	Dick Howser	.20-13	2005	Bob Schaefer*	.5-12
1982	Dick Howser	.90-72	2005	Buddy Bell	.43-69
1983	Dick Howser	.79-83	2006	Buddy Bell	.62-100
1984	Dick Howser	.84-78	2007	Buddy Bell	.69-93
1985	Dick Howser	.91-71	2008	Trey Hillman	.75-87
1986	Dick Howser	.40-48	2009	Trey Hillman	.65-97
1986	Mike Ferraro*	.36-38	2010	Trey Hillman	.12-23
1987	Billy Gardner	.62-64	2010	Ned Yost	.55-72
1987	John Wathan	.21-15	2011	Ned Yost	.71-91
1988	John Wathan	.84-77	2012	Ned Yost	.72-90
1989	John Wathan	.92-70	2013	Ned Yost	.86-76
1990	John Wathan	.75-86	2014	Ned Yost	.89-73
1991	John Wathan	.15-22	2015	Ned Yost	.95-67
1991	Bob Schaefer*	.1-0	2016	Ned Yost	.81-81
1991	Hal McRae	.66-58	2017	Ned Yost	.80-82
1992	Hal McRae	.72-90	2018	Ned Yost	.58-104
1993	Hal McRae	.84-78			*-Interim

## LONGEST TENURED MANAGERS (AMERICAN LEAGUE)

Rank	Manager	Date Hired	Rank	Manager	Date Hired
1.	Ned Yost (KC)	May 13, 2010	9.	Alex Cora (BOS)	October 22, 2017
2.	Bob Melvin (OAK)	June 9, 2011	10.	Aaron Boone (NYY)	December 4, 2017
3.	Terry Francona (CLE)	October 6, 2012	11.	Brad Ausmus (LAA)	October 21, 2018
4.	A.J. Hinch (HOU)	September 29, 2014	12.	Rocco Baldelli (MIN)	October 25, 2018
5.	Kevin Cash (TB)	December 5, 2014		Charlie Montoyo (TOR)	October 25, 2018
6.	Scott Servais (SEA)	October 23, 2015	14.	Chris Woodward (TEX)	November 2, 2018
7.	Rick Renteria (CWS)	October 3, 2016	15.	Brandon Hyde (BAL)	December 17, 2018
8.	Ron Gardenhire (DET)	October 20, 2017			



**ROYALS MANAGERIAL RECORDS BY WINS**

Manager	Years	Record	Win Pct.
<b>Ned Yost</b>	<b>2010-18</b>	<b>687-736</b>	<b>.490</b>
Whitey Herzog	1975-79	410-304	.574
Dick Howser	1981-86	404-365	.525
Tony Muser	1997-02	317-431	.424
John Wathan	1987-91	287-270	.515
Hal McRae	1991-94	286-277	.508
Jack McKeon	1973-75	215-205	.512
Bob Lemon	1970-72	207-218	.487
Tony Pena	2002-05	198-285	.410
Bob Boone	1995-97	181-206	.468
Buddy Bell	2005-07	174-262	.399
Trey Hillman	2008-10	152-207	.423
Jim Frey	1980-81	127-105	.547
Joe Gordon	1969	69-93	.426
Billy Gardner	1987	62-64	.492
Mike Ferraro	1986	36-38	.486
Charlie Metro	1970	19-33	.365
Bob Schaefer	1991, 2005	6-12	.333
John Mizerock	2002	5-8	.385

**ROYALS MANAGERIAL RECORDS BY WINNING PCT. (FULL TIME ONLY)**

Manager	Years	Record	Win Pct.
Whitey Herzog	1975-79	410-304	.574
Jim Frey	1980-81	127-105	.547
Dick Howser	1981-86	404-365	.525
John Wathan	1987-91	287-270	.515
Jack McKeon	1973-75	215-205	.512
Hal McRae	1991-94	286-277	.508
Billy Gardner	1987	62-64	.492
<b>Ned Yost</b>	<b>2010-18</b>	<b>687-736</b>	<b>.490</b>
Bob Lemon	1970-72	207-218	.487
Bob Boone	1995-97	181-206	.468
Joe Gordon	1969	69-93	.426
Tony Muser	1997-02	317-431	.424
Trey Hillman	2008-10	152-207	.423
Tony Pena	2002-05	198-285	.410
Buddy Bell	2005-07	174-262	.399
Charlie Metro	1970	19-33	.365


**ROYALS MANAGERIAL ROSTER (FULL-TIME ONLY)**




#6 Joe Gordon



#36 Charlie Metro



#2, 21 Bob Lemon



#31 Jack McKeon




#24 Whitey Herzog




#41 Jim Frey



#10, #21 Dick Howser



#41 Billy Gardner



#12 John Wathan



#11 Hal McRae



#2, #8 Bob Boone



#40 Tony Muser



#6 Tony Pena



#25 Buddy Bell



#22, 88 Trey Hillman



#2, 3 Ned Yost



**#44 TERRY BRADSHAW**  
HITTING COACH

**TERRY LEON BRADSHAW**

BORN: FEB. 3, 1969 | FRANKLIN, VA.

WIFE: CYNTHIA

CHILDREN: MONTAE, MARCUS

BATS  
RIGHT

THROWS  
RIGHT

RESIDES: PRINCE GEORGE, VA.

NAMED TO STAFF: NOV. 7, 2017

**COACHING CAREER**

- 👑 Terry is in his second season as the Royals hitting coach, being named to the position on Nov. 7, 2017... he spent the previous five seasons as the Royals' Minor League Hitting Coordinator.
- 👑 Helped the club lead the American League in slugging percentage (.461) and extra-base hits (129) from Aug. 24 to the end of the season in 2018...KC hit 51 of its 155 home runs over its final 40 games of the year.
- 👑 Served as a coach in the organization since the 2000

season, with stops at Charleston (2000), Burlington (2001), Wilmington (2002-03), Omaha (2004-08) and Northwest Arkansas (2009-12), prior to his position as the minor league hitting coordinator.

- 👑 Helped lead Wilmington to the best record in the Carolina League (89-51) in 2002 and was a member of the Northwest Arkansas staff that won the Texas League championship in 2010 and was runner-up in 2009.

**PLAYING CAREER**

- 👑 Had a 10-year playing career, which included two seasons in the Majors with the St. Louis Cardinals...he was a lifetime .262 hitter with two doubles, a triple and five RBI in 34 games.
- 👑 Made his big league debut on May 4, 1995, collecting a pinch-hit single off Houston reliever Dave Veres.
- 👑 Collected hits in each of his first three Major League at-bats, between May 4-6, 1995 – vs. Houston.

- 👑 Played in the Royals' organization with Omaha in 1998, before finishing his career with Montreal's Triple-A affiliate, Ottawa, in 1999.
- 👑 Originally drafted in the ninth round by St. Louis in 1990 and spent his first eight seasons in the Cardinals' organization...named a Florida State League (A) All-Star in 1993 and a Texas League (AA) All-Star in 1994.

**MISCELLANEOUS NOTES**

- 👑 Terry and his wife, Cynthia, reside in Prince George, Va....they have two sons, Montae and Marcus.
- 👑 Graduated from Windsor High School in Windsor, Va....lettered in both baseball and football.

- 👑 Attended Norfolk State (Va.) University...one of two Spartans to play in a Major League game (Eric Crozier)...ranks fifth in program history in steals (66), while he still holds the school's single-season record for runs scored (62), which he set in 1990.

**BRADSHAW'S COACHING SUMMARY**

Years	Club	League	Position
2000	Charleston	South Atlantic	Hitting Coach
2001	Burlington (Iowa)	Midwest	Hitting Coach
2002-03	Wilmington	Carolina	Hitting Coach
2004-08	Omaha	Pacific Coast	Hitting Coach
2009-12	Northwest Arkansas	Texas	Hitting Coach
2013-17	Kansas City	Minor League	Hitting Coordinator
2018-19	Kansas City	American	Hitting Coach



**#22 CAL ELDRED**  
PITCHING COACH

**CALVIN JOHN ELDRED**

BORN: NOV. 24, 1967 | CEDAR RAPIDS, IOWA

BATS  
**RIGHT**

THROWS  
**RIGHT**

WIFE: **CHRISTI**

CHILDREN: **CJ, LUKE, EMILY, ABIGAIL, HOLLEE**

RESIDES: **MT. VERNON, IOWA**

NAMED TO STAFF: **NOV. 7, 2017**

**COACHING CAREER**

- Cal is in his second season as the Royals pitching coach, being named to the position on November 7, 2017...he had been in the organization the previous two seasons, serving as an Assistant to the General Manager-Player Development.
- Oversaw a pitching staff that improved its ERA from 5.40 before the All-Star break, to 4.29 after the break...

that included a 3.78 mark over the club's last 40 games of the season.

- Also served as an Assistant to the General Manager with the St. Louis Cardinals for three seasons, 2013-15, under GM John Mozeliak...role included instructing minor league players for various on and off the field issues.

**PLAYING CAREER**

- Spent 14 seasons in the Major Leagues, playing for the Milwaukee Brewers (1991-99), Chicago White Sox (2000-01) and St. Louis Cardinals (2003-05).
- Selected by Milwaukee in the first round (17th overall) of the 1989 First-Year Player Draft out of the University of Iowa.
- Led the American League in starts in both 1993 (36) and 1994 (25), as well as innings pitched (258.0) in 1993.

- Recorded 10 victories or more five times in his career, including a career-best 16 wins for Milwaukee in 1993, which tied for seventh in the Junior Circuit.
- Made six relief appearances for the Cardinals during the 2004 and 2005 postseasons, including a pair of outings in the 2004 World Series vs. Boston.
- Earned the Darryl Kile Good Guy Award with the Cardinals in 2005.

**MISCELLANEOUS NOTES**

- Cal and his wife, Christi, reside in Mount Vernon, Iowa with their children, CJ, Luke, Emily, Abigail and Hollee...his son, CJ, is a pitcher in the Royals' system, pitching at Idaho Falls in 2018.
- Graduated from Urbana (Iowa) Community High School in 1986...earned all-state honors in both baseball and basketball, while he was a third team All-American in baseball during his senior season.
- Selected by the New York Mets in the 1986 First-Year Player Draft (26th round), but declined the offer to attend the University of Iowa.

- Pitched three seasons for the Hawkeyes (1987-89), amassing 177 career strikeouts and 218.0 innings, which both ranked in the top five in program history at the completion of his college career.
- In 2002, Cal and wife, Christi, donated funds to provide lights for Duane Banks Field at the University of Iowa.
- Served as a studio analyst for college baseball broadcasts on the Big Ten Network and also contributed to Cardinals' broadcasts on Fox Sports Midwest following his retirement as a player in 2005.

**ELDRED'S COACHING SUMMARY**

Years	Club	League	Position
2013-15	St. Louis	National	Assistant to GM
2016-17	Kansas City	American	Assistant to GM
2018-19	Kansas City	American	Pitching Coach





**#7 PEDRO GRIFOL**  
 QUALITY CONTROL/CATCHING COACH

**PEDRO ORLANDO GRIFOL**

BORN: **NOV. 28, 1969** | MIAMI, FLA.

WIFE: **ALI**

CHILDREN: **LAUREN, AMANDA, CAMILA**

BATS  
**RIGHT**

THROWS  
**RIGHT**

RESIDES: **BUCKEYE, ARIZ.**

NAMED TO STAFF: **MAY 30, 2013**

**COACHING CAREER**

- 👑 Pedro is in his seventh year with the Royals' organization and second as the club's quality control/catching coach...has served as the catching coach for the previous three-plus seasons (2014-17), while he has also served as the hitting coach (2013-14) and special assignment coach (2013) during his tenure.
- 👑 During his time as the team's catching coach, Salvador Perez has been selected to start in the All-Star game five straight seasons (2014-18) and has been named a *Rawlings* Gold Glove winner four times (2014-16, 2018).
- 👑 Named KC's Major League special assignment coach on May 30, 2013...took over hitting coach duties on a full-time basis on July 25, 2013.
- 👑 Joined the Royals' organization in 2013 as the hitting coach for Surprise (Rookie), after 13 seasons in the Seattle Mariners' system.
- 👑 Served as the manager at High Desert (A) in 2012, leading the Mavericks to an 83-57 regular-season record.
- 👑 Previous roles with the Mariners' organization included: area scout for south Florida and Puerto Rico (2000-05), manager of short-A Everett (2003-05), Coordinator of Instruction (2006-08) and Director of Minor League Operations (2008-11).
- 👑 Served as a Major League Coach with the Seattle Mariners in 2010.

**PLAYING CAREER**

- 👑 Played nine seasons in the minor leagues from 1991-99, spending five seasons in the Twins' organization (1991-95) and four with the Mets (1996-99)...hit .226 with 39 homers and 273 RBI in 652 minor league games.
- 👑 Originally a sixth-round draft pick by the Minnesota Twins in the 1991 MLB First-Year Player Draft.

**MISCELLANEOUS NOTES**

- 👑 Pedro and his wife, Ali, reside in Buckeye, Ariz....they have three daughters: Lauren, Amanda and Camila.
- 👑 Played three seasons at Florida State University (1989-91), helping the Seminoles reach the College World Series in 1989 and 1991...All-America selection by the American Baseball Coaches Association and Baseball America in 1991.
- 👑 Finished his B.S. degree at Excelsior College/The University of the State of New York in 2001.
- 👑 A 1988 graduate of Christopher Columbus High School in Miami...named Florida State High School Player of the Year.
- 👑 Selected to USA Baseball National Teams in 1987 and 1989.

**GRIFOL'S COACHING SUMMARY**

Years	Club	League	Position
2000-05	Seattle	Minor League	Area Scout
2003-05	Everett	Northwest	Manager
2006-08	Seattle	Minor League	Coordinator-Instruction
2008-11	Seattle	Minor League	Director of Operations
2010	Seattle	American	Major League Coach
2012	High Desert	California	Manager
2013	Surprise	Arizona	Hitting Coach
2013-14	Kansas City	American	SpecialAssignment/Hitting
2014-17	Kansas City	American	Catching
2018-19	Kansas City	American	Quality Control/Catching



**#23 MIKE JIRSCHLE**  
THIRD BASE COACH

<b>MICHAEL JOHN JIRSCHLE</b>		<b>BATS RIGHT</b>	<b>THROWS RIGHT</b>
BORN: MARCH 3, 1959   CLINTONVILLE, WIS.			
WIFE: SHERI		CHILDREN: JEREMY, JENNIFER, JUSTIN	
RESIDES: CLINTONVILLE, WIS.		NAMED TO STAFF: OCT. 25, 2013	

**COACHING CAREER**

- Mike is in his sixth season with the Royals after joining the Major League coaching staff on Oct. 25, 2013...he was named the club's third base coach on May 29, 2014.
- Worked with the Royals infielders throughout his tenure in Kansas City...during his tenure, he helped shortstop Alcides Escobar (2015) and first baseman Eric Hosmer (2014-15, 2017) win *Rawlings* Gold Glove Awards.
- Previously managed the Triple-A Omaha franchise for 11 seasons, leading the team to four division titles, three-straight trips to the Pacific Coast League Championship (2011-13), two PCL titles (2011, 2013) and a Triple-A Championship in 2013.
- Earned the 2011 Mike Coolbaugh Award for outstanding baseball work ethic, knowledge of the game and skill in mentoring young players on the field.
- Completed his second stint as manager of the Omaha franchise after leading the Omaha Royals from 1995-97...posted the most wins in franchise history (995), while his 2,013 games managed were also the most in team history.
- Served as KC's roving infield instructor to the minor league system from 1998-2002.
- Joined the organization in 1992 as the manager of the Gulf Coast Royals (R)...named the GCL Manager of the Year after leading the club to a 41-18 record and a league title.
- Named 1994 Minor League Manager of the Year by *The Sporting News*, leading the Wilmington (A-Advanced) Blue Rocks to the Mills Cup Championship with a 94-44 record.
- Accumulated 1,205 career victories at the minor league level...earned his 1,000th career win with a 2-1 triumph over Tucson on May 23, 2011.
- Four-time recipient of the Dick Howser Award (1992, 1994, 2005, 2011), which recognizes outstanding work in player development within the Royals' organization.

**PLAYING CAREER**

- Originally selected by the Texas Rangers as an infielder in the fifth round of the 1977 MLB June Amateur Draft.
- Played in 999 career games over 13 seasons in his minor league career in the Rangers' and Royals' organizations...played six seasons at the Triple-A level, with Denver (1982), Oklahoma City (1983-85) and Omaha (1988-89).
- Retired in 1990 after pitching two games for Appleton (A).

**MISCELLANEOUS NOTES**

- Mike and his wife, Sheri, reside in Clintonville, Wis. during the offseason...they have three children: Jeremy, Jennifer and Justin, and eight grandchildren: Parker, Paxton, Keegan, Taelyn, Paety, Taetym, Pierce and Rielyn.
- Son, Justin, is the manager at Kannapolis, a Class A affiliate of the Chicago White Sox...oldest son, Jeremy, is the head coach at the University of Wisconsin-Stevens Point.
- Graduated in 1977 from Clintonville High School, where he starred in football and baseball...named all-state as a quarterback and received interest from the University of Wisconsin.
- Inducted into the Central Wisconsin Baseball Hall of Fame in 2011.

**JIRSCHLE'S COACHING SUMMARY**

<u>Years</u>	<u>Club</u>	<u>League</u>	<u>Position</u>
1992	GCL Royals	Gulf Coast	Manager
1993	Rockford	Midwest	Manager
1994	Wilmington	Carolina	Manager
1995-97	Omaha	Pacific Coast	Manager
1998-2002	Kansas City	Minor League	Infield Coordinator
2003-13	Omaha	Pacific Coast	Manager
2014	Kansas City	American	Major League Coach
2014-19	Kansas City	American	Third Base Coach



**#24 MITCH MAIER**  
FIRST BASE COACH

**MITCHELL WILLIAM MAIER**

BORN: JUNE 30, 1982 | PETOSKY, MICH.

WIFE: KARRIE

CHILDREN: AVALYNNE, PRESTON, STELLA

BATS  
**RIGHT**

THROWS  
**RIGHT**

RESIDES: SOUTH LYON, MICH.

NAMED TO STAFF: NOV. 7, 2017

**COACHING CAREER**

- 👑 Mitch is in his second full season as the Royals' first base coach, also working with the club's outfielders and baserunners...served as an interim first base coach at the end of the 2017 season, taking over for Rusty Kuntz.
- 👑 In his first full season in his current role, Whit Merrifield (first, 45) and Adalberto Mondesi (eighth, 32) both ranked in the top 10 in steals, while Alex Gordon won his sixth career *Rawlings* Gold Glove Award.
- 👑 Served as the Royals' minor league outfield/base running coordinator in 2017, working with minor league players at several different levels throughout the organization.
- 👑 Began the transition from a player to a coach during his final years as a player in the Royals' system.

**PLAYING CAREER**

- 👑 Originally selected by the Royals in the first round (30th overall) of the 2003 First-Year Player Draft... became the first (and still only) player from the University of Toledo to be drafted in the first round.
- 👑 Made his Major League debut with Kansas City on September 23, 2006, and played in parts of six seasons with the Royals...finished his career batting .248 with 36 doubles, 14 triples, 10 homers, 122 runs scored and 15 steals in 359 career games.
- 👑 Played in a career-high 129 contests in 2009...his best season came the following year, when he batted .263 and set career bests in hits (98), triples (6), homers (5), RBI (39) and OPS (.709).
- 👑 Made two pitching appearances in his Major League career (2011, 2012), one of four Royals position players to appear in multiple games on the mound, joining Jerry Terrell (1979, 1980), Joe Simpson (1983) and Drew Butera (2016, 2018).
- 👑 Spent all but one professional season in the Royals organization (2003-12, 2014)...played in 31 games for the Pawtucket Red Sox (AAA) in 2013...signed with the Chicago Cubs following the 2013 season, but was released during spring training...finished his playing career with Northwest Arkansas (AA).

**MISCELLANEOUS NOTES**

- 👑 Mitch and his wife, Karrie, reside in South Lyon, Mich., during the offseason, with their children, Avalynne and Preston.
- 👑 Graduated from Novi (Mich.) High School in 2000... lettered in both football and baseball.
- 👑 Attended the University of Toledo (Ohio), where he was a three-time first-team All-MAC selection and a 2003 first-team All-America honoree... hit .448 during his junior year, which was the second-highest average among all NCAA Division I hitters...completed his career holding the school records for batting average (.414), hits (238), doubles (42), RBI (147) and total bases (370).

**MAIER'S COACHING SUMMARY**

Years	Club	League	Position
2017	Kansas City	Minor League	OF/Baserunning Coordinator
2018-19	Kansas City	American	First Base Coach



**#46 DALE SVEUM**  
BENCH COACH**DALE CURTIS SVEUM**

BORN: NOV. 23, 1963 | RICHMOND, CALIF.

BATS  
RIGHTTHROWS  
RIGHT

WIFE: DARLENE

CHILDREN: BRITTANE, RUSTIN

RESIDES: SCOTTSDALE, ARIZ.

NAMED TO STAFF: OCT. 3, 2013

**COACHING CAREER**

- ☛ Dale is in his sixth season with the Royals and second as the team's bench coach...officially had his role changed on Nov. 7, 2017.
- ☛ Named to Ned Yost's staff Oct. 3, 2013 as the third base coach...took over hitting coach duties May 29, 2014.
- ☛ In 2018, the club finished strong, leading the AL in slugging percentage (.461) and extra-base hits over the final five weeks of the regular season, hitting 51 of its 155 home runs during its final 40 games (32.9 percent).
- ☛ The Royals set the franchise record for home runs in a season with 193 during the 2017 season...third baseman Mike Moustakas broke the 32-year old single-season home run record, clubbing 38 to pass Steve Balboni's 1985 total (36).
- ☛ Named the manager of the Chicago Cubs on November 18, 2011...managed two seasons in Chicago before being relieved of his duties on September 30, 2013.
- ☛ Spent six seasons on Milwaukee's Major League coaching staff (2006-11), including a 12-game stint as the interim manager in 2008, going 7-5 as the club advanced to the postseason.
- ☛ Served as the Brewers' third base coach (2006, 2008) and bench coach (2007) under Yost...functioned as the club's hitting coach (2009-11) for his final three years in Milwaukee.
- ☛ Had two seasons (2004-05) as the third base coach for the Red Sox, helping the club win their first World Series championship in 86 years in 2004.
- ☛ Managed at Altoona (AA) in the Pittsburgh Pirates' organization for three seasons (2001-03)...compiled a 213-211 (.502) record...led club to its first back-to-back winning seasons in 2002 (72-69) and 2003 (78-63), including its first appearance in the Eastern League playoffs in 2003.
- ☛ Named the 2003 Top Managerial Prospect in the Eastern League by *Baseball America*.

**PLAYING CAREER**

- ☛ Played 12 seasons in the Major Leagues with Milwaukee (1986-91), Philadelphia (1992), the Chicago White Sox (1992), Oakland (1993), Seattle (1994), Pittsburgh (1996-97, 1999) and the New York Yankees (1998).
- ☛ Hit 236 with 125 doubles, 13 triples, 69 homers and 340 RBI in his career...played 442 games at shortstop, 217 at third base, 71 at first base, 53 at second and two in left field.
- ☛ Enjoyed his best season in 1987, when he hit .252 with a career-high 25 homers and 95 RBI...hit three home runs in a game vs. California on July 17, 1987.
- ☛ Made Major League debut on May 12, 1986, in Seattle, going 2-for-3 with a double...first career hit was a double off Matt Young.
- ☛ Originally drafted by the Milwaukee Brewers in the first round (25th overall) of the 1982 MLB Draft.

**MISCELLANEOUS NOTES**

- ☛ Dale and his wife, Darlene, reside in Scottsdale, Ariz.... the couple has two children, Brittane and Rustin.
- ☛ Graduated from Pinole Valley (Calif.) High School, where he played baseball, football and basketball... earned all-state and All-America honors at quarterback.
- ☛ Turned down a football and baseball scholarship at Arizona State to play professional baseball.
- ☛ Cousin of former Major League first baseman John Olerud.

**SVEUM'S COACHING SUMMARY**

Years	Club	League	Position
2001-03	Altoona	Eastern	Manager
2004-05	Boston	American	Third Base Coach
2006	Milwaukee	National	Third Base Coach
2007	Milwaukee	National	Bench Coach
2008	Milwaukee	National	Third Base Coach
2008	Milwaukee	National	Interim Manager
2009-11	Milwaukee	National	Hitting Coach
2012-13	Chicago Cubs	National	Manager
2014	Kansas City	American	Third Base Coach
2014-17	Kansas City	American	Hitting Coach
2018-19	Kansas City	American	Bench Coach



**#18 VANCE WILSON**  
BULLPEN COACH

**VANCE ALLEN WILSON**

BORN: MARCH 17, 1973 | MESA, ARIZ.

WIFE: BRIDGET

BATS  
**RIGHT**

THROWS  
**RIGHT**

CHILD: PEYTON BLAISE

RESIDES: SPRINGDALE, ARK.

NAMED TO STAFF: NOV. 7, 2017

**COACHING CAREER**

- ✪ Vance is in his second year on the Royals' Major League coaching staff, named the bullpen coach on Nov. 7, 2017.
- ✪ The 2019 season will be his ninth in the Royals' organization, serving as a minor league manager with Kane County (A) in 2011, Wilmington (A) in 2012-13 and Northwest Arkansas (AA) from 2014-17.
- ✪ Completed his fourth season as manager at Northwest Arkansas in 2017, finishing the year with a 67-73 record...led the Naturals to consecutive Texas League North Division titles in 2015-16, falling in the league championship round both seasons.
- ✪ Managed the Peoria Javelinas of the Arizona Fall League in 2014...led the club to the AFL championship game, but fell to Salt River.

**PLAYING CAREER**

- ✪ Originally drafted by the New York Mets in the 44th round of the 1993 First-Year Player Draft out of Mesa (Ariz.) Junior College.
- ✪ Spent parts of eight seasons in the Majors with the Mets (1999-2004) and Detroit (2005-06)...played in a career-high 96 games with New York in 2003, batting .243 with nine doubles, a career-best eight homers and 39 RBI, seeing most of his playing time during Hall of Famer Mike Piazza's stint on the disabled list.
- ✪ Led the National League in caught stealing percentage (49.0) in 2002, while he ranked third (44.6 percent) in 2003.
- ✪ Traded from the Mets to Detroit on January 5, 2005, in exchange for infielder Anderson Hernandez.
- ✪ A member of the 2006 AL Central champion Detroit Tigers...played in 56 games for Detroit that season, hitting .283 with nine doubles, five homers and 18 RBI.
- ✪ Finished his playing career in 2009 with Northwest Arkansas, appearing in 59 contests.

**MISCELLANEOUS NOTES**

- ✪ Vance and his wife, Bridget, reside in Springdale, Ark., with their daughter, Peyton Blaise.
- ✪ Graduated from Red Mountain High School in Mesa, Ariz....played varsity baseball, basketball and football.
- ✪ Attended Mesa Community College...named a Junior College All-American during his sophomore season.
- ✪ Wife, Bridget, served as chairperson in the Campaign for Children...along with Vance, helped raise over \$150,000 to build a Children's House to benefit abused children in Springdale, Ark.

**WILSON'S COACHING SUMMARY**

Years	Club	League	Position
2011	Kane County	Midwest	Manager
2012-13	Wilmington	Carolina	Manager
2014 (Fall)	Peoria	Arizona Fall	Manager
2014-17	Northwest Arkansas	Texas	Manager
2018-19	Kansas City	American	Bullpen Coach

<b>Year</b>	<b>Player</b>	<b>Transaction</b>
2006	Salvador Perez	Signed as a non-drafted free agent, Oct. 10
2007	Danny Duffy	Selected in the third round of the First-Year Player Draft
2009	Jorge Bonifacio	Signed as a non-drafted free agent, Dec. 9
2010	Whit Merrifield	Selected in the ninth round of the First-Year Player Draft
2011	Cam Gallagher Jakob Junis Adalberto Mondesi	Selected in the second round of the First-Year Player Draft Selected in the 29th round of the First-Year Player Draft Signed as a non-drafted free agent, July 27
2012	Jake Newberry Araldo Hernandez	Selected in the 37th round of First-Year Player Draft Signed as a non-drafted free agent, Sept. 18
2013	Hunter Dozier Kevin McCarthy Glenn Sparkman# Meibrys Viloría	Selected in the first round (8th) of the First-Year Player Draft Selected in the 16th round of the First-Year Player Draft Selected in the 20th round of the First-Year Player Draft Signed as a non-drafted free agent, July 2
2014	Scott Blewett Eric Skoglund Ryan O'Hearn Tim Hill Brian Flynn	Selected in the second round of the First-Year Player Draft Selected in the third round of the First-Year Player Draft Selected in the eighth round of the First-Year Player Draft Selected in the 32nd round of the First-Year Player Draft Acquired from Miami with RHP Reid Redman in exchange for RHP Aaron Crow, Nov. 28
2015	Josh Staumont	Selected in the second round of the First-Year Player Draft
2016	Alex Gordon! Ian Kennedy Jorge Soler	Signed as a Major League Free Agent, Jan. 6 Signed as a Major League Free Agent, Jan. 29 Acquired from Chicago Cubs, in exchange for RHP Wade Davis, Dec. 7
2017	Wily Peralta Scott Barlow Brad Keller	Signed as a Major League free agent, Dec. 5 Signed as a Major League free agent, Dec. 8 Acquired from Cincinnati, in exchange for future considerations, Dec. 14
2018	Trevor Oaks  Heath Fillmyer  Jesse Hahn  Kelvin Gutierrez  Brian Goodwin  Jorge López  Brett Phillips  Ben Lively Conner Greene Chris Owings Billy Hamilton Sam McWilliams  Chris Ellis Terrance Gore\$	Acquired from the Los Angeles Dodgers with INF Erick Mejia, as part of a three-team trade, in exchange for LHP Scott Alexander, RHP Joakim Soria and cash considerations, Jan. 4 Acquired from Oakland with RHP Jesse Hahn, in exchange for LHP Ryan Buchter and 1B/OF Brandon Moss, Jan. 29 Acquired from Oakland with RHP Heath Fillmyer, in exchange for LHP Ryan Buchter and 1B/OF Brandon Moss, Jan. 29 Acquired from Washington, along with OF Blake Perkins and RHP Yohanse Morel, in exchange for RHP Kelvin Herrera, June 18 Acquired from Washington in exchange for RHP Jacob Condra-Bogan, July 22 Acquired from Milwaukee, along with OF Brett Phillips, in exchange for 3B Mike Moustakas, July 27 Acquired from Milwaukee, along with RHP Jorge López, in exchange for 3B Mike Moustakas, July 27 Claimed off waivers from Philadelphia, Sept. 5 Claimed off waivers from St. Louis, Nov. 26 Signed as a Major League free agent, Dec. 5 Signed as a Major League free agent, Dec. 11 Selected from Tampa Bay in the first round of the Rule 5 Draft (2nd overall) Acquired from Texas for future considerations, Dec. 13 Signed as a Major League free agent, Dec. 18
2019	Kyle Zimmer@ Brad Boxberger Jake Diekman	Signed as a Major League free agent, Jan. 4 Signed as a Major League free agent, Feb. 7 Signed as a Major League free agent, Feb. 13

! - Originally selected in the first round (2nd overall) of the 2005 First-Year Player Draft  
 # - Returned by Toronto, July 8, 2017  
 \$ - Originally selected in the 20th round of the 2011 First-Year Player Draft  
 @ - Originally selected in the first round (5th overall) of the 2012 First-Year Player Draft

**BY TRANSACTION TYPE**

**FIRST-YEAR PLAYER DRAFT (13)**

👑 Scott Blewett	Second round, 2014
👑 Hunter Dozier	First round (8th), 2013
👑 Danny Duffy	Third round, 2007
👑 Cam Gallagher	Second round, 2011
👑 Tim Hill	32nd round, 2014
👑 Jakob Junis	29th round, 2011
👑 Kevin McCarthy	16th round, 2013
👑 Whit Merrifield	Ninth round, 2010
👑 Jake Newberry	37th round, 2012
👑 Ryan O'Hearn	Eighth round, 2014
👑 Eric Skoglund	Third round, 2014
👑 Glenn Sparkman	20th round, 2013
👑 Josh Staumont	Second round, 2015

**NON-DRAFTED FREE AGENTS (5)**

👑 Jorge Bonifacio	Dec. 9, 2009
👑 Araldo Hernandez	Sept. 18, 2012
👑 Adalberto Mondesi	July 27, 2011
👑 Salvador Perez	Oct. 10, 2006
👑 Meibrys Viloría	July 2, 2013

**MAJOR LEAGUE FREE AGENTS (10)**

👑 Scott Barlow	Dec. 8, 2017
👑 Brad Boxberger	Feb. 7, 2019
👑 Jake Diekman	Feb. 13, 2019
👑 Alex Gordon	Jan. 6, 2016
👑 Terrance Gore	Dec. 18, 2018
👑 Billy Hamilton	Dec. 11, 2018
👑 Ian Kennedy	Jan. 29, 2016
👑 Chris Owings	Dec. 5, 2018
👑 Wily Peralta	Dec. 5, 2017
👑 Kyle Zimmer	Jan. 4, 2019

**TRADES (11)**

👑 Chris Ellis	with Texas, 2018
👑 Heath Fillmyer	with Oakland, 2018
👑 Brian Flynn	with Miami, 2014
👑 Brian Goodwin	with Washington, 2018
👑 Kelvin Gutierrez	with Washington, 2018
👑 Jesse Hahn	with Oakland, 2018
👑 Brad Keller	with Cincinnati, 2017
👑 Jorge López	with Milwaukee, 2018
👑 Trevor Oaks	with LA Dodgers, 2018
👑 Brett Phillips	with Milwaukee, 2018
👑 Jorge Soler	with Chicago Cubs, 2016

**WAIVER CLAIMS (3)**

👑 Conner Greene	from St. Louis, 2018
👑 Ben Lively	from Philadelphia, 2018
👑 Sam McWilliams	from Tampa Bay, 2018





**#58 SCOTT BARLOW**  
 R I G H T - H A N D E D P I T C H E R

**BATS  
RIGHT**

**THROWS  
RIGHT**

**HEIGHT  
6-3**

**WEIGHT  
215**

**BORN: DEC. 18, 1992 | 26 | NEW LONDON, CONN.**

**SIGNED: MAJOR LEAGUE FREE AGENT | DEC. 8, 2017**

**MLB SERVICE: 30 DAYS**

**2018 SEASON**

- 👑 Made his big league debut on April 30, tossing 3.0 innings at Fenway Park.
- 👑 Made six appearances over two stints with the Royals, going 1-1 with a 3.60 ERA (6 ER in 15.0 IP)...allowed just three walks and recorded 15 strikeouts.
- 👑 Earned his first big league victory on May 29 vs. Minnesota, tossing 4.0 hitless frames in a 2-1 win in 14 innings...his 4.0-inning stint without allowing a hit was the longest by a Royals reliever since Jose Santiago (also 4.0) on May 21, 2000 at Anaheim
- 👑 In his May 29 outing vs. Minnesota, struck out five consecutive hitters to become the first KC reliever with 4.0 hitless innings and five strikeouts in the same game since Jeff Montgomery on May 7, 1990 at Cleveland.
- 👑 Charged with three runs on three hits over 3.0 innings at Angel Stadium on June 6, suffering a 4-3 loss.
- 👑 Recalled by the Royals twice (April 28-May 4; May 28-June 17), before being placed on the 7-day disabled list on July 3...made rehab assignments with Surprise (Rookie) and Northwest Arkansas (AA).
- 👑 Compiled a 1-4 mark and a 5.37 ERA (32 ER in 53.2 IP) with a save in 16 minor league appearances (13 starts) in his three stops.
- 👑 Participated in the MLB Japan All-Star Series in October...also pitched for Gigantes del Cibao in the Dominican Winter League, going 1-3 with a 5.26 ERA in eight appearances (seven starts).

**HONORS AND AWARDS**

- 👑 2018 MLB Japanese All-Star Tour participant
- 👑 2017 Texas League postseason All-Star
- 👑 First MLB win: May 29, 2018 vs. Minnesota
- 👑 2016 Texas League midseason All-Star

**CAREER HIGHLIGHTS**

- 👑 **2017:** Made 26 starts between Oklahoma City (AAA) and Tulsa (AA) in the Dodgers' organization ...went 7-6 with a 3.29 ERA (51 ER in 139.2 IP).
- 👑 Named a Texas League postseason All-Star, going 6-3 with a 2.10 ERA (25 ER in 107.1 IP) with Tulsa...his ERA would have led the league, however he finished 5.0 innings shy of qualifying.
- 👑 Ranked fifth in the Texas League with 124 strikeouts (10.4 K/9), including three games with 10 or more, despite making just 19 starts for the Drillers.
- 👑 Earned Texas League Pitcher of the Week honors (June 11), going 2-0 with a 0.69 ERA (1 ER in 13.0 IP) with 13 strikeouts over two starts.
- 👑 **2016:** Named a Texas League All-Star, going 4-7 with a 3.98 ERA (55 ER in 124.1 IP) in 24 appearances (23 starts) with Tulsa.
- 👑 Allowed a run in his inning of work and recorded two strikeouts for the North Division in the All-Star Game at Hammons Field in Springfield, Mo.
- 👑 Surrendered one earned run or fewer in 12 of his 23 starts (52 percent), including 7.0-scoreless frames in a no-decision vs. Arkansas on Aug. 23.
- 👑 **2015:** Limited to just 88.2 innings due to a pair of stints on the disabled list...however, he went 8-6 with a 3.35 ERA in 19 outings (18 starts) across four levels in the Dodgers' minor league system.
- 👑 Made three relief appearances for the Glendale Desert Dogs in the Arizona Fall League.
- 👑 **2012:** Missed the entire season due to right elbow surgery.

**MISCELLANEOUS NOTES**

- 👑 **Scott A. Barlow**...resides in Texarkana, Ark., with his wife, Klancy.
- 👑 Graduated from Golden Valley High School in Santa Clarita, Calif., in 2011...named All-Foothill League in baseball as a senior, going 7-4 with a 3.17 ERA...set school record with 17 strikeouts in a game during his junior season.
- 👑 Participated in Royals FanFest in 2019.
- 👑 Bypassed a scholarship from Fresno State University when he signed with the Dodgers.

**CAREER PITCHING**

YEAR	CLUB	W-L	ERA	G	GS	CG	SHO	SV	IP	H	R	ER	HR	HB	BB	SO	WP	BK	AVG
2011	AZL Dodgers	0-1	27.00	2	0	0	0	0	1.2	5	5	5	1	0	2	1	0	0	.500
2012	AZL Dodgers	Injured - Did not pitch																	
2013	Ogden	4-3	6.20	15	15	0	0	0	69.2	82	54	48	13	4	32	51	9	1	.295
2014	Great Lakes	6-7	4.50	23	21	0	0	1	106.0	113	64	53	11	8	35	104	8	0	.269
2015	Rancho Cucamonga	8-3	2.52	14	13	0	0	0	71.1	61	30	20	4	4	32	64	4	0	.236
	AZL Dodgers@	0-1	4.00	3	3	0	0	0	9.0	8	7	4	1	0	4	11	2	1	.216
	Great Lakes	0-1	5.79	1	1	0	0	0	4.2	8	8	3	2	0	1	1	2	0	.381
	Oklahoma City	0-1	14.73	1	1	0	0	0	3.2	7	6	6	0	0	3	3	0	0	.438
2016	Tulsa	4-7	3.98	24	23	0	0	0	124.1	125	63	55	9	9	52	102	8	0	.260
2017	Tulsa	6-3	2.10	19	19	0	0	0	107.1	60	33	25	9	5	37	124	4	0	.161
	Oklahoma City	1-3	7.24	7	7	0	0	0	32.1	37	36	26	6	3	23	36	3	0	.276
2018	Omaha	1-4	6.11	13	10	0	0	1	45.2	54	33	31	9	2	21	50	1	0	.293
	KANSAS CITY	1-1	3.60	6	0	0	0	0	15.0	16	7	6	2	0	3	15	0	0	.258
	Surprise@	0-0	0.00	2	2	0	0	0	4.0	2	0	0	0	0	3	6	1	0	.154
	Northwest Arkansas@	0-0	2.25	1	1	0	0	0	4.0	3	1	1	0	1	0	4	1	0	.214
<b>Minor League Totals</b>		<b>30-34</b>	<b>4.27</b>	<b>125</b>	<b>116</b>	<b>0</b>	<b>0</b>	<b>2</b>	<b>583.2</b>	<b>565</b>	<b>340</b>	<b>277</b>	<b>65</b>	<b>36</b>	<b>245</b>	<b>557</b>	<b>43</b>	<b>2</b>	<b>.252</b>
<b>Major League Totals</b>		<b>1-1</b>	<b>3.60</b>	<b>6</b>	<b>0</b>	<b>0</b>	<b>0</b>	<b>0</b>	<b>15.0</b>	<b>16</b>	<b>7</b>	<b>6</b>	<b>2</b>	<b>0</b>	<b>3</b>	<b>15</b>	<b>0</b>	<b>0</b>	<b>.258</b>

@ - Minor League Injury Rehab

**CAREER TRANSACTIONS**

- 2011 Selected by the Los Angeles Dodgers in the sixth round of the First-Year Player Draft...signed by Dennis Moeller
- 2017 Signed by the Kansas City Royals as a Major League free agent, Dec. 8

**CAREER FIELDING**

Position	Pct.	G	TC	PO	A	E	DP
Pitcher	.750	6	4	1	2	1	0

**SINGLE GAME BESTS**

**STRIKEOUTS**

5 (2x) May 29, 2018 vs. MIN  
June 1, 2018 vs. OAK

**INNINGS PITCHED**

4.0 May 29, 2018 vs. MIN  
3.0 (3x) Last: June 6, 2018 @ LAA

**ROYALS RECORD ON HOLIDAYS**

HOLIDAY	WINS	LOSSES	DID NOT PLAY	DOUBLEHEADERS
Easter	12	14	25	1-3 record (0-1-1)
Memorial Day	22	25	7	2-4 record (1-2-0)
Fourth of July	27	22	2	2-0 record (1-0-0)
Labor Day	23	24	6	5-3 record (1-0-3)
Totals	84	85	40	10-10 record (3-3-4)

**OPPONENTS**

**WINS LOSSES**

Orioles	3	2
Red Sox	4	5
White Sox	8	9
Indians	7	6
Tigers	8	9
Astros	0	1
Angels	11	4
Twins	7	9
Yankees	3	7
Athletics	5	6

**OPPONENTS**

**WINS LOSSES**

Mariners	6	8
Rays	1	2
Senators/Rangers	7	6
Blue Jays	8	6
Pilots/Brewers	5	3
Reds	1	0
Cardinals	0	1
Padres	0	1
Totals	84	85



**#64 SCOTT BLEWETT**  
 R I G H T - H A N D E D P I T C H E R

**BATS  
RIGHT**

**THROWS  
RIGHT**

**HEIGHT  
6-6**

**WEIGHT  
245**

**BORN: APRIL 10, 1996 | 22 | SYRACUSE, N.Y.**

**SELECTED: SECOND ROUND | 2014 DRAFT**

**MLB SERVICE: 0 DAYS**

**2018 SEASON**

- 👑 Spent the entire season at Northwest Arkansas (AA), matching a career high in wins (8), while his 26 appearances and 148.1 innings were the second-highest totals of his career.
- 👑 Selected to the Texas League All-Star Game in Midland, Texas...tossed a scoreless second inning for the North Division.
- 👑 Had a 5.70 ERA (49 ER in 77.1 IP) over his first 14 starts...however, he was 4-0 with a 2.90 ERA (16 ER in 49.2 IP) and a .232 (42-for-181) opponents' average from July 23 to the end of the year.
- 👑 Named Texas League Pitcher of the Week (Aug. 12), after tossing his fourth career complete game on Aug. 10 – a 12-1 victory over Frisco...scattered eight hits and one run with no walks and three strikeouts over 9.0 innings.
- 👑 Made six starts for Surprise in the Arizona Fall League, going 4-0 with a 2.49 ERA (7 ER in 25.1 IP)...surrendered one earned run or fewer in four of his six starts.

**HONORS AND AWARDS**

- 👑 2018 Texas League midseason All-Star
- 👑 2017 MiLB.com Organization All-Star

**CAREER HIGHLIGHTS**

- 👑 **2017:** Set career highs in starts (27), strikeouts (129) and WHIP (1.34) with Wilmington (A), going 7-10 with a 4.07 ERA (69 ER in 152.2 IP)...ranked second in the Carolina League in innings and starts, fifth in strikeouts and 10th in WHIP.
- 👑 Named an Organization All-Star by MiLB.com.
- 👑 Recorded the first shutout of his professional career on July 2, 2-0 over Salem...scattered four hits and allowed no walks with four strikeouts...it was one of 11 complete-game shutouts in the Carolina League in 2017.
- 👑 **2016:** Tossed two complete games vs. Hagerstown (with Lexington), tying him for the South Atlantic League lead...allowed one unearned run on four hits over 7.0 innings in an 8-1 win on May 28 and 7.0 innings in a 3-1 loss on June 24.
- 👑 Collected 10 strikeouts in a pair of starts – July 12 at Kannapolis (7.0 IP) and Aug. 24 at West Virginia (6.0 IP).
- 👑 **2014:** Ranked as the sixth-best prospect in the Appalachian League by *Baseball America*, following his first professional season.

**MISCELLANEOUS NOTES**

- 👑 Full name is **Scott Thomas Blewett**...resides in Phoenix, Ariz., during the offseason.
- 👑 Graduated from C.W. Baker High School (N.Y.) in 2014...named New York Gatorade Player of the Year as a senior, going 4-0 with a 0.23 ERA with 50 strikeouts in 30.0 innings...completed his high school career with a 21-0 record.

**CAREER PITCHING**

YEAR	CLUB	W-L	ERA	G	GS	CG	SHO	SV	IP	H	R	ER	HR	HB	BB	SO	WP	BK	AVG
2014	Burlington	1-2	4.82	8	7	0	0	0	28.0	27	16	15	3	3	15	29	6	0	.262
2015	Lexington	3-5	5.20	18	18	0	0	0	81.1	88	51	47	6	3	24	60	10	0	.272
2016	Lexington	8-11	4.31	25	25	+2	0	0	129.1	138	72	62	10	8	51	121	18	1	.275
2017	Wilmington	7-10	4.07	27	27	1	1	0	152.2	153	76	69	16	7	52	129	13	0	.262
2018	Northwest Arkansas	8-6	4.79	26	25	1	0	0	148.1	164	84	79	12	12	49	100	10	2	.282
<b>Minor League Totals</b>		<b>27-34</b>	<b>4.54</b>	<b>104</b>	<b>102</b>	<b>4</b>	<b>1</b>	<b>0</b>	<b>539.2</b>	<b>570</b>	<b>299</b>	<b>272</b>	<b>47</b>	<b>33</b>	<b>191</b>	<b>439</b>	<b>57</b>	<b>3</b>	<b>.272</b>

+ - Tied for league lead

**CAREER TRANSACTIONS**

2014 Selected by the Kansas City Royals in the second round of the First-Year Player Draft...signed by Bobby Gandolfo





**#38 JORGE BONIFACIO**  
O U T F I E L D E R

<b>BATS</b> RIGHT	<b>THROWS</b> RIGHT	<b>HEIGHT</b> 6-1	<b>WEIGHT</b> 220
<b>BORN: JUNE 4, 1993   25   SANTO DOMINGO, D.R.</b>			

SIGNED: **NON-DRAFTED FREE AGENT | DEC. 9, 2009**

MLB SERVICE: **1 YEAR, 95 DAYS**

**2018 SEASON**

- 👑 Played in 69 of KC's final 82 contests, batting .225/.312/.360 (53-for-236) with 16 doubles, two triples and four homers.
- 👑 Suspended for the first 80 games of the season after testing positive for Boldenone, a performance enhancing substance, in violation of Major League Baseball's Joint Drug Prevention and Treatment Program.
- 👑 Made 64 starts, including 52 in right field, six in left field, one in center and six as the designated hitter.
- 👑 Despite playing in only 42.6% of the club's games, he had four game-winning RBI, two behind Salvador Perez and Jorge Soler for the team lead.
- 👑 Hit .306/.358/.510 (15-for-49) with seven extra-base hits and eight RBI in his first 13 games with Kansas City, but

- went 6-for-58 (.103) with no RBI over his next 16 games.
- 👑 Three of his four HR and 10 of his 23 RBI came in 25 games during the month of September.
- 👑 Matched a career high with three hits three times: Aug. 19 at the White Sox, Sept. 7 at Minnesota and Sept. 14 vs. Minnesota.
- 👑 Committed just two errors in 110 total chances in the outfield (.982 fielding percentage), after being charged with four errors in 181 total chances in 2017 (.978).
- 👑 Hit .392/.466/.529 (20-for-51) with six extra-base hits and nine RBI during his 15-day minor league rehab assignment with Triple-A Omaha prior to being reinstated on June 28.

**HONORS AND AWARDS**

- 👑 **First MLB home run:** April 23, 2017 at Texas, solo shot off Yu Darvish
- 👑 **First MLB hit:** April 23, 2017 at Texas, single off Yu Darvish
- 👑 2016 SiriusXM All-Star Futures Game participant (World)
- 👑 2015 Texas League All-Star Game "Top Star"
- 👑 2015 Texas League Midseason All-Star
- 👑 2012 Kane County Player of the Year
- 👑 2012 Midwest League midseason All-Star
- 👑 2011 Burlington Player of the Year
- 👑 2010 Dominican Royals Player of the Year
- 👑 2010 Dominican Summer League Midseason All-Star

**CAREER HIGHLIGHTS**

- 👑 **2017:** Made his Major League debut on April 21 and played in 113 games during his rookie campaign, batting .255/.320/.432 (98-for-384) with 15 doubles, a triple, 17 homers and 40 RBI.
- 👑 His 17 home runs were seventh most among American League rookies and most by a Royals rookie since Eric Hosmer (19) in 2011.
- 👑 Homered in his second Major League game on April 23 at Texas off Yu Darvish, becoming the sixth Royal to homer within his first two career games and first since Mike Moustakas in 2011.
- 👑 Hit .294 (10-for-34) with two doubles, five home runs and 10 RBI during a nine-game road trip to Minnesota, New York and Cleveland from May 19-28, including a two-run double in the eighth inning off Andrew Miller on May 26 and a go-ahead, two-run homer in the seventh on May 23 in the Bronx.
- 👑 Homered in three consecutive games from July 22-24, becoming just the fifth Royals rookie to do so and the first since Abraham Nunez in 2004.
- 👑 Played in 81 of the Royals' 88 games (76 starts) from the time of his call-up to July 30 (Melky Cabrera acquired),

- and hit 14 homers with 33 RBI...played in just 32 of the Royals' final 59 games (20 starts) and hit three homers with seven RBI.
- 👑 Hit .287 (51-for-178) with eight home runs and 17 RBI in 56 games vs. AL Central opponents, including .350 (14-for-40) vs. Cleveland.
- 👑 **2016:** Named Player of the Year by the Omaha media after leading the team in runs (82), hits (137), triples (6), home runs (19), RBI (86), total bases (228) and walks (51).
- 👑 Played in 134 of 140 games for the Storm Chasers, collecting 46 extra-base hits (19 home runs) and 86 RBI, which ranked fifth in the Pacific Coast League.
- 👑 Selected to participate in the 2016 SiriusXM All-Star Futures Game at Petco Park...was the starting designated hitter for the World Team and walked in both of his plate appearances.
- 👑 Recorded 17 outfield assists, one shy of the PCL lead, including seven assists at home plate.
- 👑 **2015:** Named a Texas League All-Star for the second time, earning the game's "Top Star" honor, blasting the go-ahead two-run homer in the eighth inning.

# JORGE BONIFACIO (CONT.)

- 👑 Tied for fourth in the Texas League in homers, ranked seventh in doubles and tied for 11th in RBI.
- 👑 **2012:** Named Kane County (A) Player of the Year and a Midwest League All-Star.
- 👑 **2011:** Selected Burlington Royals (R) Player of the Year

and ranked tied for fourth in the Appalachian League in doubles and tied for ninth in triples and total bases (116).

- 👑 **2010:** Named Dominican Royals Player of the Year and was a Dominican Summer League All-Star after finishing sixth in the league in batting average, slugging percentage and OPS (.904).

## MISCELLANEOUS NOTES

- 👑 Full name is **Jorge Luis Bonifacio** (pronounced: boh-n-EE-fah-see-oh)...resides in Santo Domingo, Dominican Republic.
- 👑 Older brother, Emilio, is a Major League infielder, who played with the Royals in 2013.

## CAREER BATTING

YEAR	CLUB	AVG	G	AB	R	H	2B	3B	HR	RBI	SAC	SF	HP	BB	SO	SB	CS	OBP	SLG	E
2010	Dominican Royals	.335	48	164	22	55	16	2	1	28	0	3	3	26	27	13	5	.429	.476	5
	Surprise	.211	21	76	9	16	0	5	0	6	1	2	1	6	31	1	2	.271	.342	1
2011	Burlington	.284	62	236	26	67	20	4	7	30	0	3	3	16	58	5	6	.333	.492	1
2012	Kane County	.282	105	412	54	116	20	6	10	61	2	0	4	30	84	6	3	.336	.432	4
2013	Wilmington	.296	54	206	32	61	11	3	2	29	0	3	2	23	40	0	2	.368	.408	3
	Surprise@	.300	9	30	4	9	3	2	0	6	0	0	1	4	6	1	0	.400	.533	0
	Northwest Arkansas	.301	25	93	15	28	7	0	2	19	0	1	0	11	23	2	1	.371	.441	2
2014	Northwest Arkansas	.230	132	505	49	116	20	4	4	51	0	6	5	50	127	8	3	.302	.309	9
2015	Northwest Arkansas	.240	125	483	60	116	30	2	17	64	1	5	5	42	126	3	2	.305	.416	5
2016	Omaha	.277	134	495	82	137	22	6	19	86	3	2	7	51	130	6	2	.351	.461	8
2017	Omaha	.314	13	51	6	16	2	2	3	12	0	0	0	6	8	0	0	.386	.608	0
	KANSAS CITY	.255	113	384	55	98	15	1	17	40	0	1	2	35	118	1	1	.320	.432	4
2018	Omaha@	.392	13	51	11	20	5	1	0	9	0	0	0	7	12	0	0	.466	.529	1
	KANSAS CITY	.225	69	236	31	53	16	2	4	23	1	2	2	29	71	0	1	.312	.360	2
<b>Minor League Totals</b>		<b>.270</b>	<b>741</b>	<b>2802</b>	<b>370</b>	<b>757</b>	<b>156</b>	<b>37</b>	<b>65</b>	<b>401</b>	<b>7</b>	<b>25</b>	<b>31</b>	<b>272</b>	<b>672</b>	<b>45</b>	<b>26</b>	<b>.339</b>	<b>.422</b>	<b>39</b>
<b>Major League Totals</b>		<b>.244</b>	<b>182</b>	<b>620</b>	<b>86</b>	<b>151</b>	<b>31</b>	<b>3</b>	<b>21</b>	<b>63</b>	<b>1</b>	<b>3</b>	<b>4</b>	<b>64</b>	<b>189</b>	<b>1</b>	<b>2</b>	<b>.317</b>	<b>.405</b>	<b>6</b>

@-Minor League Injury Rehab

## CAREER TRANSACTIONS

- 2009 Signed by the Kansas City Royals as a non-drafted free agent, Dec. 9...signed by Edis Perez
- 2018 Placed on the Restricted List for violating MLB's Joint Drug Prevention and Treatment Program, March 10...reinstated June 27

## CAREER FIELDING

Position	Pct.	G	TC	PO	A	E	DP
Outfield	.979	162	291	278	7	6	2

## SINGLE GAME BESTS

### HITS

3 (5x) Last: Sept. 14, 2018 vs. MIN

### RBI

3 (5x) Last: Sept. 20, 2018 @ DET

### RUNS

3 Aug. 8, 2018 vs. CHC

### HITTING STREAKS

9 July 4-18, 2017

8 July 20-29, 2017

## OMAHA BOUND

On June 13, the Kansas City Royals will make history as the club hosts a regular season game against the Detroit Tigers at TD Ameritrade Stadium in Omaha, Neb. This marks the first time the Royals have played a regular season game at a neutral site. The game will serve as a kick-off for the NCAA College World Series, which is scheduled to begin at the same park the following day.

The Royals and the city of Omaha have had a long partnership, with Omaha serving as the franchise's Triple-A affiliate since its inaugural season in 1969. The Omaha-Kansas City affiliation is one of the longest enduring partnerships in Minor League Baseball, including the longest active affiliation at the Triple-A level and third-longest active overall.

The Royals are also scheduled to visit Nebraska's largest city prior to the start of the regular season with an exhibition game against the Storm Chasers at Werner Park on March 25.



#26 **BRAD BOXBERGER**

RIGHT-HANDED PITCHER

BATS  
RIGHTTHROWS  
RIGHTHEIGHT  
6-3WEIGHT  
215

BORN: MAY 27, 1988 | 30 | FULLERTON, CALIF.

SIGNED: MAJOR LEAGUE FREE AGENT | FEB. 7, 2019

MLB SERVICE: 5 YEARS, 109 DAYS

**2018 SEASON**

- Registered 32 saves in his only season with Arizona, going 3-7 with a 4.39 ERA (26 ER in 53.1 IP) and 71 strikeouts (11.89 K/9)...his save total ranked fourth in the National League, while his strikeout rate was 10th among NL relievers (min. 150 batters faced).
- Was one of five pitchers in the Majors with 30+ saves and a strikeout rate of at least 11.5, joining Boston's Craig Kimbrel, San Diego/Cleveland's Brad Hand, Seattle's Edwin Diaz and the Yankees' Aroldis Chapman.
- Went 32-for-40 in save opportunities (80.0 percent), which tied for 10th in the NL...held the opposition to a .225 average (31-for-138) in his 40 appearances with a save on the line.
- His save on March 30 vs. Colorado was his first since Oct. 1, 2015 (with Tampa Bay).
- Did not allow a run over his first seven appearances, extending his scoreless streak from the previous season to 14.0 consecutive innings (Sept. 9, 2017-April 13).
- Over his first 22 appearances, posted a 1.77 ERA (4 ER in 20.1 IP) and was 13-for-14 in save opportunities...pitched to a 7.71 ERA (8 ER in 9.1 IP) in the month of June, which included three blown saves, before posting a 3.06 ERA (6 ER in 17.2 IP) and going 12-for-14 in save chances in July and August.
- Fanned all three batters he faced in an appearance twice: July 13 at Atlanta and July 24 at the Cubs...he's accomplished this 10 times in his career, including Aug. 13, 2017 vs. Cleveland when he struck out all four batters he faced over 1.1 innings.

**HONORS AND AWARDS**

- 2015 American League All-Star
- 2011 Arizona Fall League All-Prospect Team/Rising Star
- First MLB win: June 30, 2014 at New York Yankees
- 2011 Southern League mid-season All-Star
- First MLB save: June 6, 2013 at Colorado
- 2010 Carolina League mid-season All-Star

**CAREER HIGHLIGHTS**

- Signed a one-year free-agent contract with Kansas City on Feb. 7.
- Underwent surgery to repair the adductor brevis muscle on March 17, after making just one appearance in Spring Training.
- Since 2013, he's held left-handed batters to a .194 average (86-for-443), which is the ninth-lowest in baseball (min. 500 lefties faced).
- After returning from his second DL stint, made 11-straight scoreless appearances (July 31-Aug. 26)... however, he pitched to a 7.82 ERA (11 ER in 12.2 IP) over his final 15 outings of the year.
- 2017: Limited to 30 games due to a strained right flexor muscle in his final year with Tampa Bay...went 4-4 with a 3.38 ERA (11 ER in 29.1 IP) and 40 strikeouts (12.27).
- Earned four victories, which ranked second among Rays relievers...his first win of the year, Aug. 4 vs. Kansas City (3-2), snapped his losing streak at seven, which was won shy of the club record (Dan Wheeler, 2007).
- Held the opposition to a .215 average (23-for-107), including .103 (3-for-29) with runners in scoring position.
- 2015: Named an American League All-Star and led the league with a career-high 41 saves...selected to the All-Star team by Royals manager Ned Yost, but did not pitch in the game in Cincinnati.
- Began the season on the disabled list (lat strain) and was transferred to the 60-day DL on April 14...reinstated on June 29 after making eight rehab appearances with Charlotte (A) and Durham (AAA).
- Also led the Majors with 10 losses in relief...became just the second pitcher in Major League history to record 40+ saves and also suffer 10+ defeats in the same season, joining Colorado's Jose Jimenez in 2002.
- Did not allow a hit in his first six appearances, extending a streak from the previous season to 10 (Sept. 25, 2016-July 15, 2017), which was the second-longest run in franchise history, behind Scott Aldred (14) in 1998-99.
- Twice saved all three games in a three-game sweep: July 10-12 vs. Houston and Sept. 29-Oct. 1 vs. Miami.
- 2016: Made just 27 appearances due to two stints on the disabled list...made just one big league appearance over the first four months of the season, missing time following left adductor surgery (April 3-May 30) and a



- 👑 Suffered six walk-off losses, which were the most in the Majors since Philadelphia's Brad Lidge also had six in 2009...included in his walk-off set-backs was a game-ending grand slam by Paulo Orlando on July 7 in the first game of a day-night doubleheader at Kauffman Stadium.
- 👑 Converted his first 15 save opportunities, which was one shy of the Rays record to start the season at the time... Alex Colomé converted his first 21 chances in 2016.
- 👑 **2014:** Despite opening the year at Durham, set a club record and ranked fourth in the Majors with 104 strikeouts out of the bullpen...went 5-2 with two saves and a 2.37 ERA (17 ER in 64.2 IP) in 63 appearances in his first season with the Rays.
- 👑 Struck out 104 of the 247 batters he faced (42.11 percent), which set a club record and was an American League record by a right-handed relief pitcher at the time...in 2016, Yankees' righty Dellin Betances fanned 42.14 percent of the batters he faced.
- 👑 Set a club record and ranked third in the Majors with a 14.47 K/9 rate, trailing only Cincinnati's Aroldis Chapman (17.67) and Boston/Baltimore pitcher Andrew Miller (14.87).
- 👑 Held opponents to a .155 average (34-for-219), which was fourth-lowest among AL relievers...opposing lefties batted just .107 (11-for-103) against him, which included an 0-for-43 stretch (May 20-Aug. 8).
- 👑 Had an "immaculate inning" on May 8 vs. Baltimore...entering the game in the sixth inning with the bases loaded, he fanned Steve Pearce, Jonathan Schoop and Caleb Joseph on nine pitches.
- 👑 Earned his first big league victory on June 30 at Yankee Stadium, tossing 2.0 flawless frames in a 4-3 triumph in 12 innings.
- 👑 Acquired by Tampa Bay with RHP Matt Andriese, INF Logan Forsythe, RHP Matt Lollis and INF Maxx Tissenbaum for RHP Jesse Hahn and LHP Alex Torres on Jan. 22.
- 👑 **2013:** Posted a 2.86 ERA (7 ER in 22.0 IP) in 18 appearances across five stints with San Diego...earned his first big league save on June 6 at Colorado, pitching a hitless 12th inning in a 6-5 triumph.
- 👑 Spent a majority of the year with Tucson (AAA), leading the Pacific Coast League with a 13.97 K/9 ratio (min. 50.0 IP).
- 👑 **2012:** Appeared in 24 games with San Diego, across four stints in the big leagues...also made 37 appearances with Tucson.
- 👑 Made his Major League debut on June 10 at Milwaukee, pitching a scoreless eighth inning in a 6-5 Padres loss...optioned back to Triple-A the following day.
- 👑 After being recalled for a fourth and final time on Sept. 4, posted a 1.46 ERA (2 ER in 12.1 IP) in his final 11 appearances of the year.
- 👑 **2011:** Split the season between Carolina (AA) and Louisville (AAA), in the Reds' minor league system...combined to go 2-3 with 11 saves and a 2.03 ERA (14 ER in 62.0 IP) and 93 strikeouts in 55 appearances.
- 👑 Named to the Arizona Fall League All-Prospect team as well as an AFL Rising Star...made 11 appearances for the Phoenix Desert Dogs.
- 👑 Following the season, was named the No. 10 prospect in the Reds' minor league system by *Baseball America*.
- 👑 Acquired by San Diego with INF Yonder Alonso, C Yasmani Grandal and RHP Edinson Volquez for RHP Mat Latos on Dec. 17, 2011.
- 👑 **2010:** Spent first pro season with Lynchburg (A) and Carolina...switched to a full-time relief role with his promotion to Double-A and has not started a professional game since, outside of minor league rehab assignments.
- 👑 **2009:** Ranked as the No. 9 prospect in the Reds' minor league system by *Baseball America*...also tabbed as having the "Best Fastball" in the organization before throwing a pitch in a professional game.

## MISCELLANEOUS NOTES

- 👑 Full name is **Bradley George Boxberger**...resides in Paradise Valley, Ariz., with his wife, Anna, and children Ava Marie and Braxton Matthew.
- 👑 A 2006 graduate of Foothill High School in Tustin, Calif....named California Interscholastic Federation (CIF) Division II Player of the Year and Orange County Player of the Year by the Los Angeles Times and Orange County Register as a senior...went 12-0 with a 1.17 ERA during his final high school campaign...had his uniform No. 22 retired by the school in 2016.
- 👑 Originally selected by Kansas City in the 20th round of the 2006 First-Year Player Draft, but did not sign.
- 👑 Pitched collegiately at the University of Southern California...earned All-Pac 10 honors as a junior and was named a Rivals.com Freshman All-American.
- 👑 Featured in the Rays' 2017 'Players & Pooches' calendar, along with his French bulldog, Ralph...the calendar benefitted the Pet Pal Animal Shelter in St. Petersburg, Fla.
- 👑 Father, Rod, was a first-round selection (11th overall) by the Houston Astros in 1978...played five seasons in the Astros, Yankees and Angels' minor league systems...also pitched at USC, where he was named MVP of the 1978 College World Series, leading the Trojans to a national championship.

## CAREER BATTING/FIELDING

	Avg.	AB	H	HR	RBI	Position	Pct.	G	TC	PO	A	E	DP
MLB Totals	.000	3	0	0	0	Pitcher	.886	291	44	12	27	5	1

**CAREER PITCHING**

YEAR	CLUB	W-L	ERA	G	GS	CG	SHO	SV	IP	H	R	ER	HR	HB	BB	SO	WP	BK	AVG
2010	Lynchburg	4-6	3.19	14	13	0	0	0	62.0	57	30	22	3	5	20	70	1	0	.249
	Carolina	1-4	8.49	22	0	0	0	0	29.2	35	28	28	4	3	22	40	5	1	.289
2011	Carolina	1-2	1.31	30	0	0	0	4	34.1	16	5	5	2	0	13	57	1	0	.139
	Louisville	1-2	2.93	25	0	0	0	7	27.2	16	10	9	2	0	15	36	0	1	.167
2012	Tucson	2-2	2.70	37	0	0	0	5	43.1	37	14	13	0	2	19	62	4	0	.233
	SAN DIEGO	0-0	2.60	24	0	0	0	0	27.2	22	12	8	3	2	18	33	0	0	.222
2013	Tucson	2-4	3.61	42	0	0	0	5	57.1	50	24	23	3	0	19	89	3	1	.235
	SAN DIEGO	0-1	2.86	18	0	0	0	1	22.0	19	9	7	3	0	13	24	0	0	.250
2014	Durham	1-0	1.93	6	0	0	0	2	9.1	4	2	2	1	1	4	18	0	0	.125
	TAMPA BAY	5-2	2.37	63	0	0	0	2	64.2	34	17	17	9	4	20	104	3	2	.155
2015	TAMPA BAY	4-10	3.71	69	0	0	0	*41	63.0	54	29	26	9	2	32	74	5	1	.231
2016	TAMPA BAY	4-3	4.81	27	0	0	0	0	24.1	23	13	13	3	2	19	22	0	0	.250
	Charlotte@	0-0	2.84	7	5	0	0	0	6.1	7	2	2	1	0	4	7	0	0	.280
	Durham@	0-0	10.80	2	0	0	0	0	1.2	2	2	2	1	0	0	4	0	0	.286
	Montgomery@	0-0	0.00	2	0	0	0	0	1.2	2	0	0	0	0	2	0	1	1	.286
2017	Charlotte@	0-1	11.25	4	4	0	0	0	4.0	6	5	5	1	1	2	6	2	0	.353
	Durham@	0-0	2.45	4	0	0	0	0	3.2	2	1	1	0	0	5	7	0	0	.154
	TAMPA BAY	4-4	3.38	30	0	0	0	0	29.1	23	11	11	4	1	11	40	1	0	.215
2018	ARIZONA	3-7	4.39	60	0	0	0	32	53.1	44	30	26	9	1	32	71	3	0	.221
<b>Minor League Totals</b>		<b>12-21</b>	<b>3.59</b>	<b>195</b>	<b>22</b>	<b>0</b>	<b>0</b>	<b>23</b>	<b>281.0</b>	<b>234</b>	<b>123</b>	<b>112</b>	<b>18</b>	<b>12</b>	<b>123</b>	<b>398</b>	<b>16</b>	<b>4</b>	<b>.226</b>
<b>Major League Totals</b>		<b>20-27</b>	<b>3.42</b>	<b>291</b>	<b>0</b>	<b>0</b>	<b>0</b>	<b>76</b>	<b>284.1</b>	<b>219</b>	<b>121</b>	<b>108</b>	<b>40</b>	<b>12</b>	<b>145</b>	<b>368</b>	<b>12</b>	<b>3</b>	<b>.213</b>

\*-Led league; @ - Minor League Injury Rehab

**CAREER TRANSACTIONS**

- 2006 Selected by the Kansas City Royals in the 20th round of the First-Year Player Draft...did not sign
- 2009 Selected by the Cincinnati Reds in the first round (43rd overall) of the First-Year Player Draft...signed by Rex De la Nuez
- 2011 Acquired by the San Diego Padres with INF Yonder Alonso, C Yasmani Grandal and RHP Edinson Volquez in exchange for RHP Mat Latos, Dec. 17
- 2014 Acquired by the Tampa Bay Rays with RHP Matt Andriese, INF Logan Forsythe, RHP Matt Lollis and INF Max Tissenbaum, in exchange for RHP Jesse Hahn and LHP Alex Torres, Jan. 22
- 2016 Placed on the 10-day disabled list (recovery from left adductor surgery), April 3...reinstated May 30  
Placed on the 10-day disabled list (strained left oblique), June 1...reinstated July 29
- 2017 Placed on the 10-day disabled list (strained right flexor muscle), April 2...transferred to the 60-day DL, April 14...reinstated June 29
- Acquired by the Arizona Diamondbacks in exchange for RHP Curtis Taylor, Nov. 30
- 2019 Signed by the Kansas City Royals as a Major League free agent, Feb. 7

**SINGLE GAME BESTS**

**STRIKEOUTS**

5 Aug. 10, 2014 @ CHC  
4 (5x) Last: Sept. 2, 2017 @ CWS

**INNINGS PITCHED**

2.1 Aug. 4, 2012 vs. NYM  
2.1 May 4, 2013 vs. ARI  
2.0 (14x) Last: Aug. 3, 2017 @ HOU

**WINNING STREAK**

5 June 30-Sept. 6, 2014  
3 Aug. 4-Sept. 7, 2016

**SINGLE-SEASON SAVE LEADERS**

- 47 Greg Holland
- 46 Greg Holland
- 45+ Jeff Montgomery
- 45\* Dan Quisenberry
- 44\* Dan Quisenberry
- 43 Joakim Soria
- 42 Joakim Soria
- 39 Jeff Montgomery
- 37\* Dan Quisenberry
- 36 Jeff Montgomery

\* - Led League; + - Tied for League Lead



**#40 JAKE DIEKMAN**  
LEFT - H A N D E D P I T C H E R

**BATS LEFT**

**THROWS LEFT**

**HEIGHT 6-4**

**WEIGHT 190**

**BORN: JAN. 21, 1987 | 32 | WYMORE, NEB.**

**SIGNED: MAJOR LEAGUE FREE AGENT | FEB. 13, 2019**

**MLB SERVICE: 6 YEARS, 50 DAYS**

**2018 SEASON**

- 🏆 Appeared in 71 games combined between Texas and Arizona, being traded to the Diamondbacks at the non-waiver deadline...went 1-2 with two saves, a 4.73 ERA (28 ER in 53.1 IP), 17 holds and 66 strikeouts.
- 🏆 Acquired by Arizona in exchange for RHP Wei-Chieh Huang and LHP Joshua Javier on July 31...tossed a scoreless inning at Chase Field the night prior to the deal and rode the bullpen cart from the visiting clubhouse to the home clubhouse before the next night's game.
- 🏆 Tied for seventh among Major League left-handed relievers in appearances and was 13th in strikeouts per 9.0 innings (11.14)...his K/9 rate was his highest since he set a career high (12.68) in 2014.
- 🏆 Allowed just 22.2 percent of his inherited runners to score (6-for-27)...stranded 7 of 8 inherited runners with the Diamondbacks.
- 🏆 Ranked fourth among MLB relievers with a 14.7 K/9 rate (42 K in 25.2 IP) on the road and ninth among all left-handers with a 1.40 road ERA (min. 25.0 IP).
- 🏆 Made 15-straight scoreless appearances on the road from July 5-Sept. 11, spanning 10.2 innings...surrendered a season-high three runs at Colorado on Sept. 13, which marked just the second time in his last 41 road outings in which he's allowed a run.
- 🏆 Limited right-handed batters to a .191 average (25-for-131)...however, lefties hit .329 (24-for-73) against him.

**HONORS AND AWARDS**

- 🏆 2018 Hutch Award Winner
- 🏆 2017 Richard Durrett "Hardest Working Man" Award
- 🏆 **First MLB save:** June 9, 2016 vs. Houston
- 🏆 **First MLB win:** May 15, 2012 vs. Houston
- 🏆 2011 Arizona Fall League All-Prospect team "Rising Star"

**CAREER HIGHLIGHTS**

- 🏆 Signed a one-year free agent contract with Kansas City on Feb. 13, with a mutual option for the 2020 season.
- 🏆 Enters 2019 with the third-highest strikeout rate (11.05 K/9) among active left-handed relievers (min. 300.0 IP), trailing only Aroldis Chapman (15.00) and Andrew Miller (13.44).
- 🏆 Awarded the 53rd Hutch Award by the Fred Hutchinson Cancer Research Center in Seattle in January 2018...the honor is given annually to an MLB player who best exemplifies the honor, courage and dedication of the legendary player and manager, Fred Hutchinson.
- 🏆 **2017:** Missed a majority of the season due to three surgeries to replace his colon with an internal reservoir in order to relieve his ulcerative colitis condition...all three surgeries were conducted at the Mayo Clinic in Rochester, Minn., with the final one on June 9.
- 🏆 Made 11 relief appearances in September and posted a 2.53 ERA (3 ER in 10.2 IP)...allowed all three runs in one outing - Sept. 13 vs. Seattle.
- 🏆 Ranked among AL leaders for September/October in holds (5, T-5th), opponent average (.121, 10th)...set a club record by opening a season with five-straight outings without allowing a hit and facing at least three batters in each appearance.
- 🏆 Given the Richard Durrett "Hardest Working Man" Award by the Dallas-Fort Worth Chapter of the Baseball Writers' Association of America...the award is given annually to a player who demonstrates significant improvement over the previous season or seasons through hard work.
- 🏆 **2016:** Made 66 relief appearances in his first full season with the Rangers, going 4-2 with a 3.40 ERA (20 ER in 53.0 IP)...recorded the first four saves of his Major League career.
- 🏆 Among AL relievers, tied for fourth in holds (26) and ranked ninth in opponents' average (.189, 36-for-190)...his 26 holds were third-most in club history, behind 27 from Mike Adams (2012) and Tanner Scheppers (2013).
- 🏆 Extended a streak of scoreless appearances to 20-straight (15.2 IP) from Sept. 12, 2015-April 27, 2016, before surrendering three runs to the Angels on May 1.
- 🏆 Placed on the disabled list (left index finger laceration) on July 6 and was reinstated on July 21...pitched to a 6.92 ERA (10 ER in 13.0 IP) after coming off the DL.
- 🏆 **2015:** Combined to go 2-1 with a 4.01 ERA (26 ER in 58.1 IP) over 67 appearances with the Phillies and Rangers.
- 🏆 Acquired by Texas on July 31 along with LHP Cole Hamels and cash considerations, in exchange for six minor league players...made his Rangers debut that night vs. San Francisco, tossing 1.2 scoreless innings.



- 👑 Following the trade, posted a 2.08 ERA (5 ER in 21.2 IP), allowing runs in just three of his 26 appearances with the Rangers...also allowed just two of 13 inherited runners to score (15.4 percent).
- 👑 Ended the season with 7.1 scoreless innings over his final nine relief appearances, with opponents going 1-for-24 (.042) against him.
- 👑 **2014:** In his first full Major League season, ranked third among National League relievers in strikeouts (100), fourth in K/9 (12.68), tied for sixth in innings (71.0) and tied for ninth in appearances (73).
- 👑 He's one of just seven left-handed relievers to record 100 K's in a season over the last 10 years, along with Aroldis Chapman (2012-15), Andrew Miller (2014-16), Billy Wagner (2010), Brad Hand (2016), Josh Hader (2018) and Ryan Yarbrough (2018).
- 👑 Posted a 2.38 ERA (6 ER in 22.2 IP) over his last 25 appearances of the season, holding opponents scoreless in 21 of them (Aug. 3-Sept. 28).
- 👑 Combined with Cole Hamels, Ken Giles and Jonathan Papelbon for a no-hitter on Sept. 1 at Atlanta, working a 1-2-3 seventh inning following Hamels' departure.
- 👑 **2013:** Worked 45 games with the Phillies, after opening the year with Lehigh Valley (AAA)...went 1-4 with a 2.58 ERA (11 ER in 38.1 IP) and 41 strikeouts.
- 👑 Pitched to a 5.19 ERA (5 ER in 8.2 IP) over his first 11 appearances, before posting a 1.82 mark (6 ER in 29.2 IP) and a .190 opponents' average (20-for-105) over his final 34 outings (July 7-Sept. 28)...also allowed one run over his final 19 appearances (0.52 ERA).

- 👑 Fanned all five hitters he faced in 1.2 innings at Pittsburgh on July 3, which established his single-game career high.
- 👑 **2012:** Made his Major League debut on May 15 against Houston, earning a win with 1.1 scoreless innings in a 4-3 final...became the first Phillie reliever to win his first MLB game since Sergio Escalona in 2009.
- 👑 Had two stints in the big leagues (May 15-July 31 and Sept. 3-end of season), also pitching in 25 games with Lehigh Valley.
- 👑 Pitched to a 4.64 ERA (11 ER in 21.1 IP) in his first 23 appearances, but recorded a 1.50 mark (1 ER in 6.0 IP) over his final nine outings...recorded an 11.52 strikeout rate (35 K in 27.1 IP) overall.
- 👑 **2011:** Tied for fourth in the Eastern League in appearances (53), spending the year at Reading (AA)...averaged 11.49 K/9 (83 K in 65.0 IP).
- 👑 Named to the Arizona Fall League Top Prospects team, pitching for Scottsdale.
- 👑 **2010:** Held opponents to a .187 average (38-for-203) combined between Lakewood (A) and Clearwater (A+).
- 👑 Pitched for Mesa in the Arizona Fall League...also participated in the Florida Instructional League for the third-straight year (2008-10).
- 👑 **2009:** Transitioned from starter to reliever, making two starts with Lakewood to open the year...he's made just one professional start, which was part of a minor league rehab assignment, since April 18, 2009.

**POSTSEASON HIGHLIGHTS**

- 👑 **2016:** Made two appearances vs. Toronto in the ALDS, allowing three runs on five hits in 1.0 inning of work...surrendered all three tallies in the ninth inning of the Jays' 10-1 triumph in Game 1...also allowed a double to pinch-hitter Melvin Upton, Jr. and issued an intentional walk to Kevin Pillar in the sixth inning of Game 3.
- 👑 **2015:** Made four appearances vs. Toronto in the

- American League Division Series, posting a 1.50 ERA (1 ER in 6.0 IP) and a .105 opponents' average (2-for-19).
- 👑 Worked 2.0 scoreless innings in both Game 1 and 2 at Rogers Centre, protecting a 5-3 lead in the first contest.
- 👑 His four appearances tied with Sam Dyson for the team lead.

**MISCELLANEOUS NOTES**

- 👑 Full name is **Jacob Tanner Diekman** (pronounced: DEEK-man)...resides in Beatrice, Neb., with wife, Amanda and daughter, Palmer.
- 👑 Played baseball, basketball and golf at Wymore (Neb.) Southern High School, graduating in 2005.
- 👑 Pitched two seasons at Cloud County Community College in Concordia, Kan., graduating with an associate's degree in business administration.

- 👑 Actively involved in activities for the Cohn's and Colitis Foundation of America...joined with wife, Amanda, to found the "Gut it Out Foundation", whose mission is to connect patients and caregivers through education and inspiration in order to strengthen relationships and resources within the community.
- 👑 Hobbies include: golf, working out, video games and listening to music.

**CAREER TRANSACTIONS**

2007	Selected by the Philadelphia Phillies in the 30th round of the First-Year Player Draft...signed by Jerry Lafferty
2015	Acquired by the Texas Rangers, along with LHP Cole Hamels and cash considerations, in exchange for LHP Matt Harrison, C Jorge Alfaro, RHP Alec Asher, RHP Jared Eickhoff, RHP Jake Thompson and OF Nick Williams, July 31
2016	Placed on the 15-day disabled list (right index finger laceration), July 6...reinstated July 21
2017	Placed on the 60-day disabled list (recovery from surgeries to relieve ulcerative colitis condition), Feb. 14...reinstated Aug. 31
2018	Acquired by the Arizona Diamondbacks, in exchange for RHP Wei-Chieh Huang and LHP Joshua Javier, July 31
2019	Signed by the Kansas City Royals as a Major League free agent, Feb. 13

**CAREER PITCHING**

YEAR	CLUB	W-L	ERA	G	GS	CG	SHO	SV	IP	H	R	ER	HR	HB	BB	SO	WP	BK	AVG
2007	Gulf Coast Phillies	1-3	2.92	10	7	0	0	0	37.0	29	12	12	2	3	13	35	0	0	.209
	Williamsport	2-1	2.25	3	3	0	0	0	16.0	10	4	4	0	1	8	11	1	0	.189
2008	Lakewood	3-5	5.42	19	19	0	0	0	96.1	120	72	58	4	5	47	53	12	3	.310
	Williamsport	1-4	4.40	8	8	1	0	0	45.0	41	24	22	4	1	25	43	2	0	.246
2009	Lakewood	2-0	4.04	32	2	0	0	2	55.2	59	32	25	3	0	28	52	4	3	.266
2010	Lakewood	2-0	1.90	21	0	0	0	0	23.2	16	11	5	0	5	15	30	3	0	.178
	Clearwater	0-2	3.66	24	0	0	0	0	32.0	22	20	13	2	6	23	26	2	0	.195
2011	Reading	0-1	3.05	53	0	0	0	3	65.0	47	29	22	3	5	44	83	7	0	.199
2012	Lehigh Valley	1-1	1.69	25	0	0	0	7	26.2	19	5	5	0	2	13	37	0	0	.196
	PHILADELPHIA	1-1	3.95	32	0	0	0	0	27.1	25	17	12	1	3	20	35	1	0	.234
2013	Lehigh Valley	1-0	5.70	30	0	0	0	11	30.0	31	22	19	1	1	24	37	1	0	.270
	PHILADELPHIA	1-4	2.58	45	0	0	0	0	38.1	34	15	11	1	0	16	41	2	1	.234
2014	PHILADELPHIA	5-5	3.80	73	0	0	0	0	71.0	66	36	30	4	3	35	100	7	0	.248
2015	PHILADELPHIA	2-1	5.15	41	0	0	0	0	36.2	40	23	21	3	2	24	49	1	0	.268
	Lehigh Valley	0-0	0.00	6	0	0	0	3	7.0	5	0	0	0	0	1	7	1	0	.208
	TEXAS	0-0	2.88	26	0	0	0	0	21.2	13	5	5	2	1	7	20	1	0	.169
2016	TEXAS	4-2	3.40	66	0	0	0	4	53.0	36	22	20	4	3	26	59	3	0	.189
2017	Frisco@	1-0	1.80	5	1	0	0	0	5.0	3	1	1	0	0	0	6	0	0	.176
	Round Rock@	0-0	0.00	1	0	0	0	0	1.1	0	0	0	0	0	0	2	0	0	.000
	TEXAS	0-0	2.53	11	0	0	0	1	10.2	4	3	3	1	0	10	13	0	0	.121
2018	TEXAS	1-1	3.69	47	0	0	0	2	39.0	31	18	16	2	3	23	48	0	0	.215
	ARIZONA	0-1	7.53	24	0	0	0	0	14.1	18	15	12	2	3	8	18	3	0	.300
<b>Minor League Totals</b>		<b>14-17</b>	<b>3.80</b>	<b>237</b>	<b>40</b>	<b>1</b>	<b>0</b>	<b>26</b>	<b>440.2</b>	<b>402</b>	<b>232</b>	<b>186</b>	<b>19</b>	<b>29</b>	<b>241</b>	<b>422</b>	<b>33</b>	<b>6</b>	<b>.242</b>
<b>Major League Totals</b>		<b>14-15</b>	<b>3.75</b>	<b>365</b>	<b>0</b>	<b>0</b>	<b>0</b>	<b>7</b>	<b>312.0</b>	<b>267</b>	<b>154</b>	<b>130</b>	<b>20</b>	<b>18</b>	<b>169</b>	<b>383</b>	<b>18</b>	<b>1</b>	<b>.228</b>

@ - Minor League Injury Rehab

**CAREER FIELDING**

Position	Pct.	G	TC	PO	A	E	DP
Pitcher	.860	365	57	9	40	8	1

**POSTSEASON PITCHING**

YEAR	SERIES	vs. OPP	W-L	ERA	G	GS	CG	SHO	SV	IP	H	R	ER	HR	HB	BB	SO
2015	ALDS	vs. TOR	0-0	1.50	4	0	0	0	0	6.0	2	1	1	0	0	0	.5
2016	ALDS	vs. TOR	0-0	27.00	2	0	0	0	0	1.0	5	3	3	1	0	2	1
<b>Postseason Totals</b>			<b>0-0</b>	<b>5.14</b>	<b>6</b>	<b>0</b>	<b>0</b>	<b>0</b>	<b>0</b>	<b>7.0</b>	<b>7</b>	<b>4</b>	<b>4</b>	<b>1</b>	<b>0</b>	<b>2</b>	<b>6</b>

**SINGLE GAME BESTS**

**STRIKEOUTS**

5 July 3, 2013 @ PIT  
4 (3x) Last: Aug. 8, 2015 @ SEA

**INNINGS PITCHED**

2.0 (14x) Last: April 27, 2016 vs. NYY

**WINNING STREAK**

3 June 7-Aug. 10, 2016

**EWING M. KAUFFMAN AWARD (1970-2007)**

The Royals recognized a Scouting Department employee for outstanding contributions to the organization.

- 1970 - Art Stewart
- 1971 - Rosey Gilhousen
- 1972 - Dale McReynolds
- 1973 - Spider Jorgenson
- 1974 - Tom Ferrick
- 1975 - John Sullivan
- 1976 - Bill Fischer
- 1977 - Al Diez
- 1978 - Art Lilly
- 1979 - Gary Blaylock
- 1980 - Chris Rice
- 1981 - Joe Sparks
- 1982 - Gene Lamont

- 1983 - Art Stewart
- 1984 - Al Kubski
- 1985 - Dick Balderson
- 1986 - Ken Gonzales
- 1987 - Carl Blando
- 1988 - Jerry Stephens
- 1989 - Brian Murphy
- 1990 - No Award
- 1991 - Bob Carter
- 1992 - Chuck McMichael
- 1993 - Terry Wetzel
- 1994 - Luis Silverio
- 1995 - Tony Levato

- 1996 - Allard Baird
- 1997 - Wil Rutenschroer
- 1998 - Steve Flores
- 1999 - Jeff McKay
- 2000 - Luis Silverio
- 2001 - Dennis Woody
- 2002 - Steve Connelly
- 2003 - Spencer Graham
- 2004 - Mike Brown
- 2005 - No Award
- 2006 - Brian Rhees
- 2007 - Scott Ramsay



**#17 HUNTER DOZIER**  
INFIELDER

BATS  
RIGHT

THROWS  
RIGHT

HEIGHT  
6-4

WEIGHT  
220

BORN: **AUG. 22, 1991** | 27 | **WICHITA FALLS, TEXAS**

SELECTED: **FIRST ROUND (8TH) | 2013 DRAFT**

MLB SERVICE: **1 YEAR, 60 DAYS**

**2018 SEASON**

- 👑 Started in 95 of the Royals' 122 games following his May 14 recall, including starts at: first base (50), third base (35), designated hitter (8) and right field (2)...after starting at first base, designated hitter or right field in each of his first 39 games, 35 of his last 56 were at third base.
- 👑 Hit .295/.336/.543 (31-for-105) with 14 extra-base hits (5 HR) and 13 RBI during a 29-game stretch from July 23-Sept. 4.
- 👑 During a three-week stretch from Aug. 16-Sept. 4, his average exit velocity of 93.6 mph ranked eighth in the Majors, according to Statcast.
- 👑 He and fellow rookie Ryan O'Hearn homered in the same game four times, including: Aug. 24, Aug. 31, Sept. 3 and Sept. 25...they were the first set of Royals rookies to each hit double-digit home runs in the same season since Angel Berroa (17) and Ken Harvey (13) in 2003.
- 👑 Five of his 11 homers gave the Royals a lead, including a solo HR in the ninth inning on Sept. 25 in Cincinnati that broke a 3-3 tie.
- 👑 Hit his first career home run on May 30 vs. Minnesota off Aaron Slegers, a solo shot in the seventh inning of an 11-8 win.
- 👑 Hit his first career walk-off homer on Aug. 24 vs. Cleveland...it was the second of back-to-back homers with O'Hearn, making them the first duo of rookies in Major League history to hit back-to-back game-tying and game-ending HR in the ninth inning or later, according to *Elias Sports Bureau*.
- 👑 Six of his 11 homers and 19 of his 34 RBI came in his last 32 games from Aug. 22 through season's end...he had just five roundtrippers and 15 RBI through his first 70 games.
- 👑 Reached safely in five of his six plate appearances as a pinch-hitter, including three hits, most by a Royal since Billy Butler (4) in 2014...had a game-tying pinch-hit double in the ninth inning on Sept. 18 at Pittsburgh.

**HONORS AND AWARDS**

- 👑 **First MLB home run:** May 30, 2018 vs. Minnesota, solo shot off Austin Slegers
- 👑 **First MLB hits:** Sept. 15, 2016 vs. Oakland, double off Dillon Overton
- 👑 2016 George Brett Minor League Hitter of the Year
- 👑 2016 Omaha Player of the Year
- 👑 2014 Arizona Fall League All-Prospect Team (3B)
- 👑 2014 Wilmington Player of the Year
- 👑 2013 Pioneer League Top Prospect, *Baseball America*

**CAREER HIGHLIGHTS**

- 👑 **2017:** Limited to a career-low 33 games due to a strained left oblique and left hand injury.
- 👑 Opened the year on the 60-day disabled list (strained left oblique)...after being reinstated on June 1, returned to the disabled list on June 9 (left hand injury), which kept him out of action until Aug. 2 with a six-game rehab assignment at Northwest Arkansas (AA).
- 👑 All four of his home runs came in 17 games following his second DL stint, including a two-homer affair at Round Rock on Aug. 19.
- 👑 Played in 19 games with Naranjeros de Hermosillo of the Mexican Winter League, batting .211 (16-for-76) with four homers and 12 RBI.
- 👑 **2016:** Selected from Omaha on Sept. 2 and made his Major League debut on Sept. 12...recorded his first hit on Sept. 15 and first RBI – a go-ahead single in a 3-2 win over the White Sox – Sept. 17.
- 👑 Hit .296/.366/.533 between Omaha (AAA) and Northwest Arkansas (AA), setting career highs in runs (79), hits (144), doubles (44), homers (23) and RBI (75).
- 👑 Played in eight games with Kansas City and made five starts, all in right field.
- 👑 Named Omaha Player of the Year, batting .294/.357/.506 (115-for-391) with 15 homers and 54 RBI in 103 games...finished second in the PCL with 36 doubles despite not making his debut until May 7.
- 👑 Recorded three multi-home run games, including two with Omaha on May 19 and July 25.
- 👑 Batted .305/.400/.642 (29-for-95) with eight home runs and 21 RBI in 26 games with the Naturals before his promotion to Triple-A.
- 👑 **2015:** Spent the entire year with Northwest Arkansas (AA), playing in 128 games...tied for ninth in the Texas League in games played, 10th in runs scored and tied for 11th in doubles.
- 👑 Rated as the No. 5 prospect in the Royals' minor league system by *Baseball America*.



- 👑 **2014:** Tabbed Wilmington Player of the Year, leading the club in on-base percentage (.397) and slugging percentage (.429).
- 👑 Rated by *Baseball America* as the seventh-best prospect in the Royals' organization prior to the season...also named "Best Hitter for Average" and hitter with the "Best Strike-Zone Discipline."
- 👑 Played for the Peoria Javelinas in the Arizona Fall

League...hit .256 (22-for-86) with six doubles, a homer and a .390 on-base percentage...named to the AFL's All-Prospect Team.

- 👑 **2013:** Rated as the Pioneer League's top prospect by *Baseball America*.
- 👑 Led the Pioneer League in doubles...also finished fifth in walks and on-base percentage (.403), sixth in OPS (.912) and ninth in slugging (.509).

## MISCELLANEOUS NOTES

- 👑 Full name is **Hunter William Dozier**...resides in Argyle, Texas, with wife, Amanda, and son, Bodhi.
- 👑 Graduated from Denton (Texas) High School...lettered in both baseball and football...missed his senior football season due to a broken collarbone.
- 👑 Attended Stephen F. Austin University...left as the school's career leader in hits and doubles...named

Southland Conference Player of the Year in 2013 and a finalist for the Brooks Wallace Award (best shortstop in college baseball).

- 👑 Participated in Royals FanFest each of the last three years (2017-19)...also participated in a Special Olympics Clinic and a PLAY Clinic for area youth through Royals Charities.

## CAREER BATTING

YEAR	CLUB	AVG	G	AB	R	H	2B	3B	HR	RBI	SAC	SF	HP	BB	SO	SB	CS	OBP	SLG	E
2013	Idaho Falls	.303	54	218	43	66	*24	0	7	43	0	2	3	35	32	3	1	.403	.509	10
	Lexington	.327	15	55	6	18	6	0	0	9	0	0	1	3	5	0	0	.373	.436	1
2014	Wilmington	.295	66	224	36	66	18	0	4	39	0	3	5	35	56	7	3	.397	.429	7
	Northwest Arkansas	.209	64	234	33	49	12	0	4	21	0	1	1	31	70	3	2	.303	.312	12
2015	Northwest Arkansas	.213	128	475	65	101	27	1	12	53	0	2	1	45	151	6	2	.281	.349	22
2016	Northwest Arkansas	.305	26	95	14	29	8	0	8	21	0	0	1	14	23	4	0	.400	.642	1
	Omaha	.294	103	391	65	115	36	1	15	54	0	3	0	40	100	3	1	.357	.506	10
	KANSAS CITY	.211	8	19	4	4	1	0	0	1	0	0	0	2	8	0	0	.286	.263	0
2017	Wilmington@	.364	3	11	1	4	1	0	0	1	0	0	1	1	5	0	0	.462	.455	0
	Omaha	.226	24	84	11	19	6	1	4	12	0	1	2	9	37	1	1	.313	.464	0
	Northwest Arkansas@	.250	6	16	4	4	1	0	0	0	0	0	4	8	0	0	.400	.313	1	
2018	Omaha	.254	35	118	18	30	7	0	1	11	0	0	1	24	43	2	1	.385	.339	3
	KANSAS CITY	.229	102	362	36	83	19	4	11	34	0	1	1	24	109	2	3	.278	.395	7
<b>Minor League Totals</b>		<b>.261</b>	<b>524</b>	<b>1921</b>	<b>296</b>	<b>501</b>	<b>146</b>	<b>3</b>	<b>55</b>	<b>264</b>	<b>0</b>	<b>12</b>	<b>16</b>	<b>241</b>	<b>530</b>	<b>29</b>	<b>11</b>	<b>.346</b>	<b>.426</b>	<b>67</b>
<b>Major League Totals</b>		<b>.228</b>	<b>110</b>	<b>381</b>	<b>40</b>	<b>87</b>	<b>20</b>	<b>4</b>	<b>11</b>	<b>35</b>	<b>0</b>	<b>1</b>	<b>1</b>	<b>26</b>	<b>117</b>	<b>2</b>	<b>3</b>	<b>.279</b>	<b>.388</b>	<b>7</b>

\* - Led league; @-Minor League Injury Rehab

## CAREER TRANSACTIONS

- 2013 Selected by the Kansas City Royals in the first round (eighth overall) of the First-Year Player Draft...signed by Mitch Thompson
- 2017 Placed on the 60-day disabled list (left oblique strain), April 2...reinstated June 1

## HOME RUN INFORMATION

### WALK-OFF (1)

Aug. 28, 2018 vs. Cleveland (Allen)

### WALK-OFF RBI (1)

- 👑 Aug. 28, 2018 vs. Cleveland (solo homer off Allen)

## SINGLE GAME BESTS

### HITS

2 (19x) Last: Sept. 29, 2018 vs. CLE

### DOUBLES

2 Aug. 28, 2018 vs. DET  
Sept. 4, 2018 @ CLE

### RBI

3 June 23, 2018 @ HOU

### RUNS

2 (7x) Last: Sept. 3, 2018 @ CLE

### HITTING STREAKS

7 July 25-Aug. 6, 2018  
Aug. 28-Sept. 4, 2018

## CAREER FIELDING

Position	Pct.	G	TC	PO	A	E	DP
First Base	.991	51	430	406	20	4	45
Third Base	.958	37	72	16	53	3	6
Outfield	1.000	9	16	16	0	0	0

**#41 DANNY DUFFY**  
LEFT-HANDED PITCHERBATS  
LEFTTHROWS  
LEFTHEIGHT  
6-3WEIGHT  
205

BORN: DEC. 21, 1988 | 30 | GOLETA, CALIF.

SELECTED: THIRD ROUND | 2007 DRAFT

MLB SERVICE: 7 YEARS, 85 DAYS

**2018 SEASON**

- Named the Royals' Roberto Clemente Award nominee, which recognizes the player who best represents the game through extraordinary character, community involvement, philanthropy and positive contributions, both on and off the field.
- Donated \$141,000 to Noah's Bandage Project (\$1,000 per strikeout), a local foundation that provides fun bandages to kids and raises money to fight childhood cancer...foundation is named for Noah Wilson, who lost his battle with cancer in 2015.
- Suffered a career-high-tying 12 losses, matching his 2014 total, but made a career-high 28 starts.
- Held opponents to one earned run or fewer in 13 of 28 starts (46.4), trailing only Blake Snell (23) and Chris Sale (18) among left-handed pitchers in the American League.
- Conversely, he allowed at least six runs seven times—after doing so just 10 times in 130 starts from 2011-17—trailing only Dylan Bundy (8) for the most such starts in the Majors.
- Had three starts in which he held opponents to two hits or fewer in at least 6.0 innings, trailing only Blake Snell (5), Chris Sale (4), Mike Minor (4) and J.A. Happ (4) among American League left handers.
- Recorded his fifth career double-digit strikeout game—most among Royals left handers all-time—with 10 in 7.0 scoreless innings in a 2-0 win in Oakland on June 9.
- Had a 5.81 ERA (45 ER in 69.2 IP) through his first 13 starts, before pitching to a 2.47 ERA (14 ER in 51 IP) over his next eight from June 9-July 20, a stretch that included a pair of six-run outings...allowed at least six runs in three of the next four starts (July 25-Aug. 11).
- Named Royals Pitcher of the Month for July after leading the team in wins (3), starts (6), innings (37.1) and strikeouts (37)...three of his six starts were scoreless, and he allowed just one run over 7.0 innings in another...it was his fifth Royals Pitcher of the Month Award, fifth most since the honor was established in 1995, trailing only: Zack Greinke (8), Joakim Soria (8), Kevin Appier (7) and Wade Davis (6).
- Placed on the 10-day DL from Aug. 13-23 with a left shoulder impingement.
- Retired just two of seven batters in his last start on Sept. 4 in Cleveland and was charged with three runs on four hits and a walk...exited with a left shoulder impingement/tightness and was shut down for the rest of the season.
- Went 4-0 with a 0.24 ERA (1 ER in 37.2 IP) during a six-start stretch in road games from June 9-July 31...he became the first American League pitcher in the Live Ball Era (since 1920) to allow no more than one run over a six-start road stretch within the same season...the only National League pitcher to do it was Roger Clemens, who allowed one run over his first seven road starts with Houston in 2005...Duffy's stretch included a streak of 19.2 consecutive scoreless innings, which was snapped on a grand slam by Jake Cave on Aug. 5 at Minnesota.

**HONORS AND AWARDS**

- 2017 World Baseball Classic Gold Medalist (USA)
- 2016 Bruce Rice Royals Pitcher of the Year
- First MLB save: Sept. 20, 2015 at Detroit
- First MLB win: June 14, 2011 at Oakland
- 2010 Pan Am Qualifying Tournament participant (USA)
- 2009 XM All-Star Futures Game participant (US)
- 2009 Carolina League midseason All-Star
- 2008 Burlington Pitcher of the Year
- 2007 Southern California First-Year Minor League Pitcher of the Year (PBSSC)

**CAREER HIGHLIGHTS**

- Enters the 2019 season, eighth in franchise history in strikeouts (811), 10th in starts (158), 14th in victories (53) and 15th in innings (924.1)...his strikeout total ranks second in Royals history by a left-handed pitcher, trailing only Paul Splittorff (1,057).
- Since the start of 2016, his 459 strikeouts are fifth-most among AL left-handers, trailing only Chris Sale (778), J.A. Happ (498), James Paxton and David Price (481)...his win total among that group is tied for ninth.
- Signed a five-year extension on Jan. 16, 2017, which runs through the 2021 season.
- 2017: Won a Gold Medal with Team USA at the World Baseball Classic, going 2-0 with a 1.13 ERA (1 ER in 8.0 IP) in his two starts, both of which were pool-clinching wins...tossed 4.0 scoreless innings in an 8-0 triumph over Canada and allowed two runs over 4.0 innings in a 6-3 win over the defending champion Dominican Republic.

- 👑 Made 24 starts with the Royals, going 9-10 with a 3.81 ERA (62 ER in 146.1 IP), with 41 walks and 130 strikeouts...had two stints on the disabled list, missing time for a strained right oblique (May 30-July 3); and left elbow impingement (Aug. 26-Sept. 16).
- 👑 Held left-handed batters to a .167 average (17-for-102), which ranked eighth in the American League (min. 100 lefties faced)...lefties batted .091 (5-for-55) over his final 13 starts (July 4-Sept. 28), while he didn't issue a walk in his final 56 plate appearances vs. left-handed batters.
- 👑 Allowed just 13 home runs in 146.1 innings for a 0.80 HR/9 ratio, which ranked seventh in the Majors (min. 20 starts).
- 👑 Made his first career Opening Day start, recording eight strikeouts over 6.0 innings of one-run ball in a no-decision at Minnesota (9-1 KC loss)...his eight K's matched a club record on Opening Day, originally set by Wally Bunker in 1970.
- 👑 Went 2-0 with a 1.32 ERA (4 ER in 27.1 IP) through his first four starts, matching the third-longest streak in club history of allowing two runs or fewer and working at least 6.0 innings to start a season.
- 👑 **2016:** Named the Bruce Rice Royals Pitcher of the Year, setting career highs in wins (12), starts (26), innings (179.2) and strikeouts (188), while leading KC starters in ERA (3.51).
- 👑 Went 12-3 overall (.800 winning percentage), matching Larry Gura (16-4 in 1978) for the best winning percentage in franchise history (min. 15 decisions).
- 👑 Set the Royals single-season record for strikeouts by a left-handed pitcher, surpassing Bill Butler's 156 in KC's inaugural season (1969).
- 👑 Won 10-straight decisions from June 11-Aug. 21, the longest winning streak by a Royal since Jeremy Guthrie won 10-straight decisions (Aug. 8, 2012-May 9, 2013) and one shy of the franchise record held by Rich Gale (June 17-Aug. 23, 1980) and Paul Splittorff (Aug. 13, 1977-April 22, 1978).
- 👑 Went 7-0 at home, joining Steve Farr (1986) and Larry Gura (1977) as the only Royals to go unbeaten at home with seven wins or more.
- 👑 Set a franchise record with 16 strikeouts on Aug. 1 at Tampa Bay, surpassing the previous record held by Zack Greinke (15 on Aug. 25, 2009 vs. Cleveland)...didn't allow a hit until the first batter of the eighth and finished with 8.0 scoreless innings...joined Randy Johnson as the only lefties since 1913 to record 16 strikeouts and allow one hit or fewer.
- 👑 Finished the season with a 9.21 K/9 ratio (188 K in 183.2 IP), the second-best rate in franchise history, trailing only Zack Greinke (9.50) in his 2009 Cy Young Award-winning campaign.
- 👑 Held left-handed batters to a .183 average (20-for-109), good for fourth in the American League (min. 100 left-handers faced)...allowed only three extra-base hits to lefties, including a homer to Texas' Rougned Odor on July 22, which snapped a streak of 361 regular season at-bats without allowing a home run to a lefty, dating back to Aug. 27, 2011 (Jim Thome).
- 👑 **2015:** Spent a majority of the year in the Royals' rotation, but was moved to the bullpen for the last two weeks of the regular season...posted a 7-8 record with a 4.08 ERA over 30 appearances (24 starts).
- 👑 Missed 24 games with a left biceps tendonitis between May 25-June 24.
- 👑 Held left-handed batters to a .239 average (26-for-109) with six extra-base hits (.303 SLG)...lefties batted just .140 against him (7-for-50) over his final 17 appearances (July 25 to end of the year).
- 👑 Recorded his first Major League save on Sept. 20 in Detroit, pitching the final 4.0 innings of a 10-3 win...it marked the first 4.0-inning save by a Royals pitcher since Kris Wilson on May 31, 2001.
- 👑 **2014:** Went 9-12, but ranked fifth in the AL in ERA (2.53), fifth in opponents' batting average (.209) and ninth in WHIP (1.11) among pitchers with at least 140.0 innings.
- 👑 His .209 opponents' average was the lowest by a Royals left-handed pitcher and third-lowest in club history overall (min. 140.0 IP).
- 👑 **2013:** Made five starts for the Royals between August and September, posting a 1.85 ERA (5 ER in 24.1 IP), second best in the AL (min. five starts).
- 👑 Did not lose a decision after June 5, which included 18 outings with Northwest Arkansas (AA), Omaha (AAA) and Kansas City.
- 👑 **2012:** Made six starts before injuring his left elbow on May 13 at U.S. Cellular Field...underwent ulnar collateral ligament replacement surgery (Tommy John) on June 13 and missed the remainder of the season.
- 👑 **2011:** Started the season at Omaha and had his contract selected on May 18...made his Major League debut that night vs. Texas, taking a no decision.
- 👑 Struck out nine in 3.2 IP vs. St. Louis on June 19, becoming the third pitcher since 1946 to fan nine or more in less than 4.0 innings (it's been done three times since).
- 👑 **2010:** Took a leave from baseball on March 23...returned to baseball activities on June 2 and made his first appearance of the season on June 28...pitched at four levels in the system, ultimately helping Northwest Arkansas win the Texas League title.
- 👑 One of a record six Royals farmhands to represent Team USA at the 2010 Pan American Games Qualifying Tournament...went 1-1 with a 2.89 ERA in two starts (9.1 IP, 11 H, 3 ER, 2 BB, 5 SO) as Team USA finished tied for third and qualified for the 2011 Pan Am Games as well as the 2011 World Cup.
- 👑 **2009:** Tossed 0.2 scoreless innings with a hit and a walk in the 11th annual SiriusXM Futures All-Star Game in St. Louis on July 12.

## WORLD BASEBALL CLASSIC

YEAR	CLUB	W-L	ERA	G	GS	CG	SHO	SV	IP	H	R	ER	HR	HB	BB	SO	AVG
2017	United States	2-0	1.13	2	2	0	0	0	8.0	8	2	1	0	0	1	8	.250

**POSTSEASON HIGHLIGHTS**

- 👑 **2015:** Made six relief appearances, going 1-0 with a 6.00 ERA (4 ER in 6.0 IP), nine strikeouts and no walks.
- 👑 Picked up his second career postseason win in Game 2 of the ALCS vs. Toronto, pitching a flawless seventh in front of a five-run rally in the bottom of the inning.
- 👑 Appeared in three World Series games and allowed just one run on a solo shot to Michael Conforto in Game 4 at Citi Field.
- 👑 **2014:** Made three postseason appearances, earning his first victory in Game 1 of the ALDS at Angel Stadium, tossing a scoreless 10th inning.
- 👑 Also made a pair of relief appearances in the World Series, allowing two earned runs in 3.2 innings.

**MISCELLANEOUS NOTES**

- 👑 Full name is **Daniel Richard Duffy**...resides in Lompoc, Calif., with his wife, Sara.
- 👑 Participated in six Royals FanFests (2011, 2013, 2016-19) and the 2012 and 2013 Royals Caravan...also was involved in calendar shoots for Braden's Hope for childhood cancer research, the annual Gloves for Kids fundraiser and the Royals Charities Celebrity Golf Tournament...co-hosted a Challenge Your Fashion fundraiser with Luke and Ashley Hochevar in 2014.
- 👑 Graduated from Cabrillo High in Lompoc, Calif., in 2007...went 5-3 with a 0.60 ERA and 127 strikeouts in 58.2 innings as a senior...turned down a scholarship offer from Cal Poly, San Luis Obispo to sign with the Royals.

**CAREER PITCHING**

YEAR	CLUB	W-L	ERA	G	GS	CG	SHO	SV	IP	H	R	ER	HR	HB	BB	SO	WP	BK	BV	AVG
2007	Surprise	2-3	1.45	11	9	0	0	0	37.1	24	14	6	0	3	17	63	5	0	0	.178
2008	Burlington	8-4	2.20	17	17	0	0	0	81.2	56	26	20	4	4	25	102	10	0	0	.193
2009	Wilmington	9-3	2.98	24	24	1	0	0	126.2	108	49	42	6	1	41	125	8	1	0	.230
2010	Surprise	0-0	3.38	2	2	0	0	0	2.2	2	1	1	0	0	1	4	0	1	0	.222
	Idaho Falls	0-1	1.50	2	2	0	0	0	6.0	4	1	1	0	1	0	6	1	0	0	.182
	Wilmington	0-0	2.57	3	3	0	0	0	14.0	8	6	4	2	1	7	18	1	0	0	.170
	Northwest Arkansas	5-2	2.95	7	7	1	1	0	39.2	38	17	13	3	0	9	41	4	0	0	.255
2011	Omaha	3-1	3.43	8	8	0	0	0	42.0	37	17	16	5	3	10	48	1	0	0	.237
	KANSAS CITY	4-8	5.64	20	20	0	0	0	105.1	119	66	66	15	5	51	87	4	1	0	.287
2012	KANSAS CITY	2-2	3.90	6	6	0	0	0	27.2	26	13	12	2	0	18	28	0	1	0	.252
2013	Northwest Arkansas@	0-2	3.94	4	4	0	0	0	16.0	16	7	7	3	3	5	28	1	1	0	.267
	Omaha@	3-0	4.08	12	10	0	0	0	53.0	50	26	24	4	2	25	59	2	0	0	.249
	KANSAS CITY	2-0	1.85	5	5	0	0	0	24.1	19	5	5	0	1	14	22	2	0	0	.213
2014	KANSAS CITY	9-12	2.53	31	25	0	0	0	149.1	113	52	42	12	5	53	113	5	0	0	.209
	Omaha	1-0	3.00	1	1	0	0	0	6.0	5	2	2	1	0	1	4	1	0	0	.238
2015	KANSAS CITY	7-8	4.08	30	24	0	0	1	136.2	137	64	62	15	9	53	102	11	0	0	.264
	Omaha@	0-0	2.25	3	3	0	0	0	8.0	5	3	2	1	1	10	0	0	0	0	.172
2016	KANSAS CITY	12-3	3.51	42	26	1	0	0	179.2	163	71	70	27	7	42	188	4	0	0	.241
2017	KANSAS CITY	9-10	3.81	24	24	0	0	0	146.1	143	67	62	13	4	41	130	2	2	0	.257
	Omaha@	0-0	3.68	2	2	0	0	0	7.1	6	3	3	1	0	1	8	0	0	0	.214
2018	KANSAS CITY	8-12	4.88	28	28	0	0	0	155.0	161	86	84	23	4	70	141	14	0	0	.264
<b>Minor League Totals</b>		<b>31-17</b>	<b>2.88</b>	<b>96</b>	<b>92</b>	<b>2</b>	<b>1</b>	<b>0</b>	<b>440.1</b>	<b>359</b>	<b>172</b>	<b>141</b>	<b>30</b>	<b>19</b>	<b>143</b>	<b>516</b>	<b>34</b>	<b>3</b>	<b>222</b>	
<b>Major League Totals</b>		<b>53-55</b>	<b>3.92</b>	<b>186</b>	<b>158</b>	<b>1</b>	<b>0</b>	<b>1</b>	<b>924.1</b>	<b>881</b>	<b>424</b>	<b>403</b>	<b>107</b>	<b>35</b>	<b>342</b>	<b>811</b>	<b>42</b>	<b>4</b>	<b>251</b>	

@ - Minor League Injury Rehab

**CAREER TRANSACTIONS**

- 2007 Selected by the Kansas City Royals in the third round of the First-Year Player Draft...signed by Rick Schroeder
- 2012 Placed on 15-day disabled list (Tommy John surgery), May 14...transferred to 60-day DL, June 14...reinstated Nov. 2
- 2013 Placed on 15-day disabled list (recovery from Tommy John surgery), March 31...transferred to 60-day DL, June 4...reinstated June 24
- Placed on 15-day disabled list (sore left forearm), Sept. 17...reinstated Sept. 30
- 2015 Placed on 15-day disabled list (left biceps tendinitis), retro to May 17...reinstated June 23
- 2017 Signed by the Kansas City Royals to a five-year contract, Jan. 16
- Placed on 10-day disabled list (strained right oblique), May 30...reinstated July 4
- Placed on 10-day disabled list (left elbow impingement), Aug. 26...reinstated Sept. 17
- 2018 Placed on 10-day disabled list (left shoulder impingement), Aug. 13...reinstated Aug. 23

**CAREER BATTING/FIELDING**

MLB Totals	Avg.	AB	H	HR	RBI	Position	Pct.	G	TC	PO	A	E	DP
	.111	18	2	0	1	Pitcher	.913	186	126	19	96	11	4



**POSTSEASON PITCHING**

YEAR	SERIES	vs. OPP	W-L	ERA	G	GS	CG	SHO	SV	IP	H	R	ER	HR	HB	BB	SO	
2014	ALDS	vs. LAA	1-0	0.00	1	0	0	0	0	1.0	1	0	0	0	0	0	1	
	WS	VS. SF	0-0	4.91	2	0	0	0	0	3.2	2	2	2	0	0	4	4	
2015	ALDS	vs. HOU	0-0	13.50	1	0	0	0	0	0.2	1	1	1	1	0	0	0	
	ALCS	vs. TOR	1-0	6.00	2	0	0	0	0	3.0	4	2	2	0	0	0	6	
	WS	vs. NYM	0-0	3.86	3	0	0	0	0	2.1	2	1	1	1	1	0	3	
Division Series Totals			1-0	5.40	2	0	0	0	0	1.2	2	1	1	1	1	0	0	1
World Series Totals			0-0	4.50	5	0	0	0	0	6.0	4	3	3	1	0	4	7	
<b>Postseason Totals</b>			<b>2-0</b>	<b>5.06</b>	<b>9</b>	<b>0</b>	<b>0</b>	<b>0</b>	<b>0</b>	<b>10.2</b>	<b>10</b>	<b>6</b>	<b>6</b>	<b>2</b>	<b>0</b>	<b>4</b>	<b>14</b>	

**SINGLE GAME BESTS**

**STRIKEOUTS (STARTER)**

16\*\* Aug. 1, 2016 @ TB  
 10 (4x) Last: June 9, 2018 @ OAK

**STRIKEOUTS (RELIEVER)**

6 Sept. 20, 2015 @ DET  
 4 April 16, 2014 @ HOU

**INNINGS PITCHED (STARTER)**

9.0 Aug. 11, 2016 vs. CWS  
 8.2 July 2, 2016 @ PHI

**INNINGS PITCHED (RELIEVER)**

4.0 Sept. 20, 2015 @ DET

**WINNING STREAK**

10 June 11-Aug. 21, 2016  
 4 May 3, 2012-April 22, 2014

**COMPLETE GAMES**

Aug. 11, 2016 vs. Chicago White Sox

\*\* Franchise record

**TOP STRIKEOUT PERFORMANCES**

SO	Date	Pitcher	Opponent	Score
16	8/1/16	Danny Duffy	at Tampa Bay	3-0
15	8/25/09	Zack Greinke	Cleveland	6-2
14	8/27/88	Mark Gubicza	Minnesota	4-1
13 (10x)	7/25/09	Luke Hochevar	Texas	6-3
	8/29/96	Kevin Appier	at Detroit	1-4
	9/15/95	Kevin Appier	at California	5-0
	5/25/94	Kevin Appier	Texas	8-3
	4/20/91	Tom Gordon	at New York	5-2
	9/30/89	Bret Saberhagen	at Oakland	6-1
	9/23/77	Dennis Leonard	at California	7-3
	7/8/77	Dennis Leonard	Oakland	6-2
	7/10/73	Steve Busby	at Milwaukee	5-3
	5/24/72	Dick Drago	Minnesota	0-1
12 (12x)	4/13/17	Nate Karns	Baltimore	4-3
	4/17/14	James Shields	at Houston	5-1
	6/13/10	Zack Greinke	at Cincinnati	7-3
	9/3/96	Kevin Appier	at Toronto	5-2
	5/4/95	Kevin Appier	at Minnesota	6-0
	7/23/94	David Cone	at Detroit	4-1
	6/7/90	Bret Saberhagen	California	1-2
	7/9/89	Bret Saberhagen	Chicago	4-5
	5/26/87	Danny Jackson	at Chicago	5-4
	9/14/85	Bret Saberhagen	at Oakland	2-1
	8/14/77	Dennis Leonard	at Toronto	3-6
	8/23/70	Bob Johnson	Boston	4-3

SO	Date	Pitcher	Opponent	Score
11 (24x)	6/26/16	Ian Kennedy	Houston	6-1
	8/27/15	Yordano Ventura	Baltimore	5-3
	9/3/15	Yordano Ventura	Detroit	12-1
	10/3/15	Yordano Ventura	at Minnesota	5-1
	9/10/11	Felipe Paulino	at Seattle	4-2
	6/10/09	Gil Meche	at Cleveland	9-0
	7/28/08	Zack Greinke	at Oakland	4-2
	6/17/01	Blake Stein	at Milwaukee	2-5
	6/5/97	Kevin Appier	Texas	3-6 (11)
	6/23/96	Kevin Appier	at Baltimore	4-0
	4/12/96	Kevin Appier	at Milwaukee	4-1
	7/7/95	Kevin Appier	at Detroit	1-3
	6/14/95	Kevin Appier	at Seattle	2-1
	9/22/93	Tom Gordon	at Oakland	3-2 (10)
	8/19/93	David Cone	at Minnesota	4-2
	7/27/93	Kevin Appier	Texas	0-1
	9/22/91	Bret Saberhagen	at Seattle	2-1
	7/4/89	Bret Saberhagen	at Oakland	10-1
	7/31/88	Charlie Leibrandt	at Baltimore	4-1
	9/23/87	Mark Gubicza	at Seattle	9-0
	6/24/77	Dennis Leonard	at Oakland	3-0
7/16/74	Steve Busby	Boston	5-4	
8/9/73	Steve Busby	Boston	3-2	
7/21/70	Bob Johnson	Baltimore	1-2	

**#51 CHRIS ELLIS**  
RIGHT-HANDED PITCHERBATS  
LEFTTHROWS  
RIGHTHEIGHT  
6-5WEIGHT  
230

BORN: SEPT. 22, 1992 | 26 | BIRMINGHAM, ALA.

ACQUIRED: TRADE WITH TEXAS | DEC. 13, 2018

MLB SERVICE: 0 DAYS

**2018 SEASON**

- Split the season between Memphis (AAA) and Springfield (AA), combining to go 10-4 with a 3.93 ERA (58 ER in 132.2 IP) and 124 strikeouts, compared to 37 walks...his 10 combined victories tied for second-most among Cardinals' minor league hurlers, while his strikeout total ranked third.
- Named to the Texas League All-Star Game, however he didn't appear in the game after being promoted to Triple-A on June 10.
- Matched a career high with 10 strikeouts over 5.1 innings in a relief appearance vs. Corpus Christi on May 31...it marked his second career double-digit strikeout performance and first since 2015.
- Won his first six decisions of the year, through July 7, which included going 4-0 in his 15 appearances at Springfield...first loss of the year came in a 1-0 setback at Omaha on July 14, in which he allowed one run on five hits over 7.0 innings.
- Suffered consecutive losses on Aug. 1 vs. Sacramento (6 ER) and Aug. 6 vs. Fresno (8 ER), which accounted for 14 of his 33 total earned runs allowed with Memphis (42.4 percent)...did not surrender a run over his final five appearances (three starts) of the year (18.2 IP).

**CAREER HIGHLIGHTS**

- Acquired by the Royals from the Texas Rangers during the Major League portion of the Rule 5 Draft...he was selected by Texas with the No. 8 pick.
- 2017:** Ranked among Cardinals minor league pitchers in strikeouts (126, 5th), innings (131.0, 9th) and starts (22, tied-8th), seeing time at both Memphis and Springfield.
- His 95 strikeouts with Springfield tied for the sixth among Double-A pitchers from May 26 to the end of the year.
- 2016:** Named a Southern League mid-season All-Star, while pitching for Mississippi (AA).
- Led all Braves minor league hurlers in wins (12) and starts (28)...won his first six decisions of the season with Mississippi.
- Promoted to Gwinnett on June 17 and tied for second among International League hurlers in complete games (2) and shutouts (1).
- Acquired by the Cardinals from Atlanta's organization, along with RHP John Gant and INF Luke Dykstra in exchange for LHP Jaime Garcia on Dec. 1.
- 2015:** Split the year between Inland Empire (A) and Arkansas (AA), combining to go 11-9 with a 3.90 ERA (61 ER in 140.2 IP)...his 11 wins tied for the most in the Angels' organization, while his 132 strikeouts ranked fourth.
- Tossed his first professional shutout on June 4, blanking Lake Elsinore on one hit over 7.0 innings in a 5-0 triumph...earned California League Pitcher of the Week honors on June 8.
- Fanned a career-high 10 batters over 7.0 innings on May 6 at High Desert, in a 10-4 triumph...it marked the first victory of his professional career after losing his first four decisions.
- Acquired by Atlanta from the Angels' organization, along with SS Erick Aybar, LHP Sean Newcomb and cash considerations, for SS Andrelton Simmons and C Jose Briceno on Nov. 12.

**MISCELLANEOUS NOTES**

- Full name is **Christopher John Ellis**...resides in Chelsea, Ala., during the offseason.
- Pitched collegiately at the University of Mississippi... went 10-1 with a 2.16 ERA during his junior year.
- Graduated from Spain Park High School in Hoover, Ala.
- Originally selected by the Los Angeles Dodgers in the 50th round of the 2011 First-Year Player Draft, but did not sign.

**CAREER TRANSACTIONS**

- 2011 Selected by the Los Angeles Dodgers in the 50th round of the First-Year Player Draft...did not sign
- 2014 Selected by the Los Angeles Angels in the third round of the First-Year Player Draft
- 2015 Acquired by the Atlanta Braves with INF Erick Aybar and LHP Sean Newcomb in exchange for INF Andrelton Simmons, C John Briceno, Nov. 12
- 2016 Acquired by the St. Louis Cardinals with RHP John Gant and INF Luke Dykstra in exchange for LHP Jaime Garcia, Dec. 1
- 2018 Selected by the Texas Rangers in the first round (eighth overall) in the Rule 5 Draft, Dec. 13  
Acquired by the Kansas City Royals, in exchange for future considerations, Dec. 13

**CAREER PITCHING**

YEAR	CLUB	W-L	ERA	G	GS	CG	SHO	SV	IP	H	R	ER	HR	HB	BB	SO	WP	BK	AVG
2014	Orem	0-1	6.89	9	2	0	0	0	15.2	17	12	12	2	2	8	16	2	0	.309
2015	Inland Empire	4-5	3.88	11	11	1	+1	0	62.2	53	27	27	6	1	20	70	2	0	.224
	Arkansas	7-4	3.92	15	15	0	0	0	78.0	77	42	34	9	3	43	62	3	1	.258
2016	Mississippi	8-2	2.75	13	13	0	0	0	78.2	54	24	24	2	5	35	61	2	0	.201
	Gwinnett	4-7	6.52	15	15	2	1	0	67.2	68	50	49	4	7	52	65	5	0	.269
2017	Memphis	2-3	7.88	11	5	0	0	0	32.0	42	31	28	7	4	15	31	2	0	.321
	Springfield	5-9	4.45	19	17	0	0	0	99.0	98	51	49	7	8	32	95	6	0	.256
2018	Springfield	4-0	4.19	15	7	0	0	2	53.2	46	27	25	6	2	16	56	4	0	.228
	Memphis	6-4	3.76	16	14	0	0	0	79.0	72	36	33	7	4	21	68	5	1	.244
<b>Minor League Totals</b>		<b>40-35</b>	<b>4.47</b>	<b>124</b>	<b>99</b>	<b>3</b>	<b>2</b>	<b>2</b>	<b>566.1</b>	<b>527</b>	<b>300</b>	<b>281</b>	<b>50</b>	<b>36</b>	<b>242</b>	<b>524</b>	<b>31</b>	<b>2</b>	<b>.248</b>

+ - Tied for league lead

**ROYALS ALL-TIME RULE 5 SELECTIONS**

Year	Player (Position)	Acquired from	2011	Cesar Cabral (LHP)	BOS@
1968	Fred Rico (OF)	BAL	2014	Jandel Gustave (RHP)	HOU!
	Hawk Taylor (C/OF)	CAL	2017	Brad Keller (RHP)	ARZ*
1969	Ken Wright (RHP)	BOS	2017	Burch Smith (RHP)	TB**
1971	Steve Hovley (OF)	OAK	2018	Sam McWilliams (RHP)	TB
1973	Tony Solaita (INF)	PIT	2018	Chris Ellis (RHP)	STL##
1979	Manny Castillo (INF)	STL			
1980	Dave Wehrmeister (RHP)	NYN			
	Jim Wright (RHP)	PHI			
1982	Joe Simpson (OF/1B)	SEA			
1983	Orlando Sanchez (C)	STL			
1987	Luis Encarnacion (RHP)	CLE			
1992	Billy Brewer (LHP)	MON			
1994	Jon Nunnally (OF)	CLE			
1995	Miguel Mejia (OF)	BAL&			
1999	Damian Rolls (INF)	LAD^			
2000	Endy Chavez (OF)	NYM			
2001	Miguel Asencio (RHP)	PHI			
2002	D.J. Carrasco (RHP)	PIT			
	Ronnie Paulino (C)	PIT			
Year	Player (Position)	Acquired from			
2003	Jason Szuminski (RHP)	CHC%			
2004	Andrew Sisco (RHP)	CHC			
2005	Fabio Castro (LHP)	CWSS			
2006	Joakim Soria (RHP)	SD			
2008	Jose Lugo (LHP)	MIN#			
2009	Edgar Osuna (RHP)	ATL			
2010	Nate Adcock (RHP)	PIT			

NOTE: Major League phase selections only

&-Acquired by St. Louis as part of a three-team trade that sent RHP Mike Remlinger to Kansas City  
 ^-Acquired by Tampa Bay to complete previous trade  
 %-Acquired by San Diego for OF Rich Thompson  
 \$-Acquired by Texas for INF Esteban German  
 #-Acquired by Seattle for cash considerations  
 @-Acquired by New York Yankees for cash considerations  
 !-Acquired by Kansas City from Boston after being selected from Houston  
 \*-Acquired by Kansas City from Cincinnati, after being selected with the No. 5 pick  
 \*\*-Acquired by Kansas City from the New York Mets, after being selected with the No. 6 pick  
 ##-Acquired by Kansas City from Texas, after being selected with the No. 7 pick

**ROYALS ROOKIES OF THE YEAR**

Year	Player	Position	Award
1969	Lou Piniella	OF	Jackie Robinson Rookie of the Year (BBWAA)
1989	Tom Gordon	RHP	Baseball Digest, USA TODAY
1994	Bob Hamelin	1B/DH	Jackie Robinson Rookie of the Year (BBWAA), The Sporting News, Baseball Digest
1999	Carlos Beltran	OF	Jackie Robinson Rookie of the Year (BBWAA), The Sporting News, Baseball America, Baseball Digest
2000	Mark Quinn	OF	The Sporting News
2003	Angel Berroa	SS	Jackie Robinson Rookie of the Year (BBWAA), Players Choice Awards
2011	Eric Hosmer	1B	Negro Leagues Baseball Museum



**Lou Piniella (1969)**  
 Louis Requena/Getty Images

**#49 HEATH FILLMYER**  
RIGHT-HANDED PITCHERBATS  
RIGHTTHROWS  
RIGHTHEIGHT  
6-1WEIGHT  
200

BORN: MAY 16, 1994 | 24 | TREVOSE, PA.

ACQUIRED: TRADE WITH OAKLAND | JAN. 29, 2018

MLB SERVICE: 104 DAYS

**2018 SEASON**

- Opened the year with Omaha (AAA), but was recalled on June 19 and spent the remainder of the season in the big leagues, making his debut on June 24.
- Went 2-1 with a 1.27 ERA (3 ER in 21.1 IP) and .203 opponents' average (15-for-74) in three Interleague starts...his ERA was the second lowest by a Royal in Interleague play (min. 3 starts), trailing only Edinson Volquez's 0.84 ERA (3 ER in 32.1 IP) in 2016.
- His 4.26 ERA (39 ER in 82.1 IP) in 17 appearances overall ranked sixth among American League rookies (min. 13 starts).
- Had six starts of at least 6.0 innings and two runs or fewer allowed, one behind teammate Brad Keller and Baltimore's David Hess (7 each) for the most such starts among American League rookies.
- Earned his first Major League win on Aug. 8 vs. the Cubs, recording 7.0 shutout innings on just three hits...at 24 years, 84 days, he was the third-youngest Royal to win with 7.0 shutout innings in an Interleague game, trailing only: the late Yordano Ventura (May 19, 2015 vs. Cincinnati) and Zack Greinke (June 8, 2004 vs. Montreal).
- Four of his first five Major League appearances were in relief, including his debut on June 24 in Houston, where

he allowed just two runs on three hits in 4.0 innings...he became the first Royal to record at least 4.0 innings of relief in his Major League debut since Dusty Hughes on Sept. 6, 2009 (4.1 IP vs. the Angels).

- Joined the starting rotation on July 23, his first of 12 straight starts through season's end, in which he went 4-1 with a 4.46 ERA (33 ER in 66.2 IP).
- Went 3-1 with a 3.89 ERA (16 ER in 37 IP) over his last six starts...six of those 16 runs came in one start (2.1 IP) on Sept. 7 at Minnesota.
- Recorded at least 7.0 innings in each of his last three starts: Sept. 13 vs. Minnesota (4 ER in 7.1 IP), Sept. 19 at Pittsburgh (2 ER in 7 IP) and Sept. 26 at Cincinnati (1 ER in 7.1 IP)...collected a career high nine strikeouts in his final start, at Cincinnati.
- Doubled home a run in his Sept. 26 start at Cincinnati...became the first Royals rookie hurler to collect an extra-base hit since Tim Byrdak doubled at Wrigley Field on July 19, 1999.
- Posted a 4-5 record and a 5.75 ERA (43 ER in 67.1 IP) in 13 starts at Omaha, despite holding opponents to three earned runs or fewer in eight of those outings.

**HONORS AND AWARDS**

- First MLB win: Aug. 8, 2018 vs. Chicago Cubs

- 2017 MiLB.com Organization All-Star

**CAREER HIGHLIGHTS**

- Acquired by the Royals from Oakland, along with RHP Jesse Hahn in exchange for LHP Ryan Buchter, 1B/OF Brandon Moss and cash considerations on Jan. 29, 2018.
- 2017:** Spent the year at Midland (AA), going 11-5 with a 3.49 ERA (58 ER in 149.2 IP)...tied for the Texas League lead in starts (29), tied for second in wins and was fifth in ERA and innings pitched.
- Tabbed an Organization All-Star by MiLB.com following the season...his 11 victories led all A's farmhands.
- Matched a career high with nine strikeouts over 6.0 scoreless innings in a 6-2 win vs. Frisco on June 13.
- 2016:** Went 7-6 with a 3.29 ERA (49 ER in 134.0 IP) in 26 appearances (24 starts) between Stockton (A) and Midland in Oakland's organization...ranked sixth in the A's farm system in strikeouts (118), ninth in innings and 10th in ERA.
- Allowed just seven home runs – all solo – in 134.0 innings (0.5 HR/9), including just one over his final 72.0 frames.

- Set a career high with nine strikeouts on June 13 vs. Modesto...he has since matched that total twice in his career.
- Tossed his first professional shutout on July 26, in a 4-0 rain-shortened win (5.0 IP) vs. Frisco.
- 2015:** Went 3-13 with a 4.98 ERA (55 ER in 99.1 IP) in 23 appearances (22 starts) with Beloit (A), in his first full season in the minors.
- Placed on the 7-day disabled list on April 30 with a strained right elbow...reinstated on May 24.
- Dropped his first nine decisions, before earning his first victory on July 20 in a 5-1 victory over Clinton, allowing one unearned run on four hits over 6.0 innings...was 0-8 with a 8.24 ERA (36 ER in 39.1 IP) in 10 outings (nine starts) before the All-Star break, while he was 3-5 with a 2.85 ERA (19 ER in 60.0 IP) in 13 starts after the break.



## MISCELLANEOUS NOTES

- Full name is **Heath Devon Fillmyer**...resides in Roebling, N.J. during the offseason.
- Graduated from Florence High School (N.J.), before attending Mercer County Community College (N.J.).
- Went 9-0 with a 0.68 ERA (5 ER in 66.0 IP) during his

sophomore year at MCCC to the Junior College World Series...originally an infielder, he pitched less than 10 innings as a freshman.

- Participated in Royals FanFest in 2019 as well as the Back to School Fair with Royals Charities.

## CAREER PITCHING

YEAR	CLUB	W-L	ERA	G	GS	CG	SHO	SV	IP	H	R	ER	HR	HB	BB	SO	WP	BK	AVG
2014	AZL Athletics	1-0	2.79	6	0	0	0	0	9.2	5	3	3	0	0	5	10	4	0	.147
2015	Beloit	3-13+	4.98	23	22	0	0	0	99.1	112	61	55	10	6	56	77	10	3	.297
2016	Stockton	5-6	3.60	18	16	0	0	0	95.0	101	53	38	4	5	31	89	8	1	.264
	Midland	2-0	2.54	8	8	1	1	0	39.0	31	11	11	3	0	8	29	3	0	.223
2017	Midland	11-5	3.49	29	29	0	0	0	149.2	158	66	58	19	6	51	115	16	1	.272
2018	Omaha	4-5	5.75	13	13	0	0	0	67.1	82	46	43	5	1	28	47	2	1	.303
	KANSAS CITY	4-2	4.26	17	13	0	0	0	82.1	78	41	39	11	2	32	57	3	1	.255
<b>Minor League Totals</b>		<b>26-29</b>	<b>4.07</b>	<b>97</b>	<b>88</b>	<b>1</b>	<b>1</b>	<b>0</b>	<b>460.0</b>	<b>489</b>	<b>240</b>	<b>208</b>	<b>41</b>	<b>18</b>	<b>179</b>	<b>367</b>	<b>43</b>	<b>6</b>	<b>.274</b>
<b>Major League Totals</b>		<b>4-2</b>	<b>4.26</b>	<b>17</b>	<b>13</b>	<b>0</b>	<b>0</b>	<b>0</b>	<b>82.1</b>	<b>78</b>	<b>41</b>	<b>39</b>	<b>11</b>	<b>2</b>	<b>32</b>	<b>57</b>	<b>3</b>	<b>1</b>	<b>.255</b>

+ - Tied for league lead

## CAREER TRANSACTIONS

- 2013 Selected by the Colorado Rockies in the 28th round of the First-Year Player Draft...did not sign
- 2014 Selected by the Oakland Athletics in the fifth round of the First-Year Player Draft
- 2018 Acquired by the Kansas City Royals with RHP Jesse Hahn in exchange for LHP Ryan Buchter, 1B/OF Brandon Moss and cash considerations, Jan. 29

## CAREER BATTING/FIELDING

	Avg.	AB	H	HR	RBI	Position	Pct.	G	TC	PO	A	E	DP
MLB Totals	.250	4	1	0	1	Pitcher	1.000	17	9	4	5	0	0

## SINGLE GAME BESTS

### STRIKEOUTS (STARTER)

9 Sept. 26, 2018 @ CIN  
6 (3x) Last: Sept. 13, 2018 vs. MIN

### STRIKEOUTS (RELIEVER)

2 (3x) Last: July 13, 2018 @ CWS

### INNINGS PITCHED (STARTER)

7.1 Sept. 13, 2018 vs. MIN  
Sept. 26, 2018 @ CIN  
7.0 (3x) Last: Sept. 19, 2018 @ PIT

### INNINGS PITCHED (RELIEVER)

4.0 June 24, 2018 @ HOU  
3.0 July 4, 2018 vs. CLE

### WINNING STREAK

3 Aug. 8-Sept. 13, 2018

## ROYALS 2018 STARTS BY POSITION

**P:** Duffy (10-18), Fillmyer (5-8), Hammel (4-14), Junis (13-17), Keller (10-10), Kennedy (6-16), López (3-4), Oaks (0-2), Skoglund (4-9), Smith (1-5), Sparkman (2-1)

**C:** Butera (12-29), Gallagher (9-9), Perez (34-62), Vitoria (3-4)

**1B:** Butera (0-2), Cuthbert (5-4), Dozier (16-34), Duda (17-42), Merrifield (3-2), Moustakas (1-3), O'Hearn (15-16), Perez (1-1)

**2B:** Escobar (0-2), Goins (8-16), Herrera (9-7), Merrifield (40-67), Mondesi (1-10), Torres (0-2)

**3B:** Cuthbert (4-7), Dozier (13-22), Escobar (13-14), Goins (0-3), Herrera (2-3), Moustakas (23-52), Torres (3-3)

**SS:** Escobar (29-75), Mondesi (29-29)

**LF:** Bonifacio (0-6), Goodwin (0-1), Gordon (46-76), Jay (10-17), Merrifield (1-0), O'Hearn (0-1), Orlando (1-2), Phillips (0-1)

**CF:** Almonte (10-21), Escobar (3-3), Goodwin (12-12), Gordon (4-7), Herrera (3-8), Jay (4-11), Merrifield (10-17), Orlando (4-11), Phillips (8-14)

**RF:** Bonifacio (23-29), Dozier (1-1), Gordon (0-1), Herrera (8-20), Jay (2-7), Merrifield (1-6), Orlando (0-2), Phillips (4-5), Soler (18-34)

**DH:** Almonte (0-2), Bonifacio (4-2), Butera (0-1), Cuthbert (2-6), Dozier (4-5), Duda (8-16), Gallagher (1-1), Gordon (3-2), Herrera (3-4), Jay (3-4), Merrifield (2-8), Mondesi (0-1), Moustakas (4-13), O'Hearn (5-5), Orlando (2-2), Perez (11-19), Phillips (0-1), Soler (1-8)



## #33 BRIAN FLYNN

LEFT-HANDED PITCHER

BATS  
LEFTTHROWS  
LEFTHEIGHT  
6-8WEIGHT  
245

BORN: APRIL 19, 1990 | 28 | TULSA, OKLA.

ACQUIRED: TRADE WITH MIAMI | NOV. 28, 2014

MLB SERVICE: 3 YEARS, 86 DAYS

### 2018 SEASON

- Made the Opening Day roster for the first time, setting career highs in wins (3), appearances (48), innings (75.2) and strikeouts (47).
- Induced 16 groundball double plays, which were the most among Major League relievers...his total ranked fourth in franchise history by a reliever, trailing only Dan Quisenberry, who did it three times (18 GDP in 1980, 17 in 1982 and 19 in 1983).
- Pitched more than 1.0 inning in 25 of his 48 outings (52.1%), which ranked third among left-handed relievers, trailing only Milwaukee's Josh Hader (33) and Tampa Bay's Ryan Yarbrough (29).
- Collected his first Major League save on May 1 at Boston, entering a 7-4 game in the 13th inning with two on, recording the final two outs.
- Recorded a pair of wins in an 11-day span around the All-Star break, July 10 at Minnesota (9-4) and July 21 vs. Minnesota (4-2)...the win on July 10 was his first since May 18, 2016 vs. Boston, snapping a streak of 57 appearances (one start) between victories.
- Also posted a 6-2 victory over Toronto on Aug. 16, tossing a scoreless fifth inning following KC's three-run rally.

### HONORS AND AWARDS

- First MLB save: May 1, 2018 at Boston
- First MLB win: May 18, 2016 vs. Boston-1
- 2013 Pacific Coast League postseason All-Star

### CAREER HIGHLIGHTS

- Over the last three seasons, his 3.30 ERA (48 ER in 131.0 IP) ranks sixth among left-handed relievers in the American League (min. 125.0 IP).
- 2017:** Missed a large portion of the season due to two stints on the disabled list: Feb. 15-June 26 (stable lumbar vertebral fracture) and Aug. 29 to the end of the season (strained left groin).
- Made just one Major League appearance, Aug. 28 vs. Tampa Bay, allowing one run on three hits over 2.1 innings, before exiting with a groin injury.
- Pitched to a 2.75 ERA (11 ER in 36.0 IP) with Omaha (AAA) after being reinstated from the DL, which included eight relief appearances and four starts between June 30 and July 29.
- 2016:** Made 36 Major League appearances – including one start – going 1-2 with a 2.60 ERA (16 ER in 55.1 IP) over two stints with the Royals.
- Ranked sixth among American League relievers, holding the opposition to a .186 opponents' average (34-for-183).
- Recorded his first big league victory in the first game of a doubleheader vs. Boston on May 18, retiring the only batter he faced to end the sixth inning in a 3-2 triumph.
- Following his second recall, he posted a 2.25 ERA (12 ER in 48.0 IP) and a .196 batting average (33-for-168) over 31 outings (one start).
- Worked a career-high 5.0 innings of relief on June 24 vs. Houston, allowing one run on two hits.
- 2015:** Made just one appearance for Omaha (AAA), before suffering a season-ending injury on April 9 (strained left lat).
- 2014:** Made a career-high 25 starts for New Orleans (AAA), going 8-10 with a 4.06 ERA (63 ER in 139.2 IP)...ranked 13th in the Pacific Coast League in innings and tied for 11th in starts.
- Acquired by Kansas City from Miami, with Reid Redman in exchange for RHP Aaron Crow, Nov. 28.
- 2013:** Made his Major League debut on Sept. 4 at Wrigley Field, allowing three runs on six hits over 4.0 innings, taking a no-decision in a 9-7 Marlins defeat.
- Led the Pacific Coast League with a 2.80 ERA (43 ER in 138.0 IP), while he was also fourth in WHIP (1.21), sixth in strikeouts (122) and ninth in innings...named a PCL Postseason All-Star.
- Tossed 21.2 consecutive scoreless innings (July 23-Aug. 2), earning Pacific Coast League Pitcher of the Week honors on July 28...recorded 22 strikeouts over a three-start span, which included matching a career high with nine K's at Iowa on July 23.
- Opened the year at Jacksonville (AA), combining to post a 2.63 ERA (47 ER in 161.0 IP) over 27 minor league starts.
- 2012:** Began the year at Lakeland (A) in the Detroit Tigers' system, before being traded to Miami on July 25...acquired by the Marlins with RHP Jacob Turner and C Rob Brantley in exchange for RHP Anibal Sanchez and former Royals' INF Omar Infante.

**MISCELLANEOUS NOTES**

- 🏠 **Brian A. Flynn** resides in McAlester, Okla., with wife, Kelsey.
- 🏠 Selected by Boston in the 18th round of the 2008 First-Year Player Draft, but did not sign.
- 🏠 Pitched two seasons at Wichita State (2009, 2011), taking a redshirt year in 2010...posted a 6-4 mark and a 4.28

- ERA in 20 appearances (11 starts) with three complete games during his junior year.
- 🏠 Graduated from Owasso High School (Okla.), where he was named all-conference, Metro Pitcher of the Year, all-state, preseason All-America and Louisville Slugger All-America.

**CAREER PITCHING**

YEAR	CLUB	W-L	ERA	G	GS	CG	SHO	SV	IP	H	R	ER	HR	HB	BB	SO	WP	BK	AVG
2011	West Michigan	7-2	3.46	13	13	0	0	0	67.2	58	28	26	3	4	23	57	2	0	.235
2012	Eric	0-1	9.00	1	1	0	0	0	5.0	8	5	5	1	0	2	3	0	0	.381
	Jacksonville	3-0	3.80	8	8	0	0	0	45.0	48	22	19	3	4	13	32	1	0	.273
	Lakeland	8-4	3.71	18	18	0	0	0	102.0	113	47	42	5	3	32	84	4	0	.280
2013	Jacksonville	1-1	1.57	4	4	0	0	0	23.0	18	4	4	2	1	3	25	0	0	.222
	New Orleans	6-11	*2.80	23	23	0	0	0	138.0	127	52	43	7	4	40	122	7	2	.246
	MIAMI	0-2	8.50	4	4	0	0	0	18.0	27	17	17	4	0	13	15	3	0	.370
2014	New Orleans	8-10	4.06	25	25	1	0	0	139.2	169	83	63	13	6	50	104	10	1	.302
	MIAMI	0-1	9.00	2	1	0	0	0	7.0	12	7	7	0	0	3	6	1	0	.375
2015	Omaha	0-0	0.00	1	0	0	0	0	0.2	1	0	0	0	0	0	1	0	0	.333
2016	KANSAS CITY	1-2	2.60	36	1	0	0	0	55.1	38	19	16	5	1	23	44	8	0	.198
	Omaha	2-1	3.04	9	4	0	0	0	23.2	22	8	8	1	0	12	28	2	0	.247
2017	Omaha	5-3	5.40	22	4	0	0	0	50.0	68	36	30	10	1	12	50	6	0	.316
	KANSAS CITY	0-0	3.86	1	0	0	0	0	2.1	3	1	1	0	0	0	0	0	0	.375
2018	KANSAS CITY	3-5	4.04	48	0	0	0	1	75.2	87	37	34	5	3	35	47	5	0	.295
<b>Minor League Totals</b>		<b>40-33</b>	<b>3.63</b>	<b>124</b>	<b>100</b>	<b>1</b>	<b>0</b>	<b>0</b>	<b>594.2</b>	<b>632</b>	<b>285</b>	<b>240</b>	<b>45</b>	<b>23</b>	<b>187</b>	<b>506</b>	<b>32</b>	<b>3</b>	<b>.273</b>
<b>Major League Totals</b>		<b>4-10</b>	<b>4.26</b>	<b>91</b>	<b>6</b>	<b>0</b>	<b>0</b>	<b>1</b>	<b>158.1</b>	<b>167</b>	<b>81</b>	<b>75</b>	<b>14</b>	<b>4</b>	<b>74</b>	<b>112</b>	<b>17</b>	<b>0</b>	<b>.278</b>

\* - Led league

**CAREER TRANSACTIONS**

- 2011 Selected by the Detroit Tigers in the seventh round of the First-Year Player Draft...signed by Chris Wimmer
- 2012 Acquired by the Miami Marlins with C Rob Brantley and RHP Jacob Turner in exchange for INF Omar Infante and RHP Anibal Sanchez, July 23
- 2014 Acquired by the Kansas City Royals with RHP Reid Redman in exchange for RHP Aaron Crow, Nov. 28
- 2015 Placed on the 60-day disabled list (left latissimus dorsi tear), May 16...reinstated Nov. 5
- 2017 Placed on the 60-day disabled list (stable lumbar vertebral fracture), Feb. 15...reinstated June 26  
Placed on the 10-day disabled list (strained left groin), Aug. 29...transferred to the 60-day DL, Sept. 1...reinstated Nov. 2

**CAREER BATTING/FIELDING**

	Avg.	AB	H	HR	RBI	Position	Pct.	G	TC	PO	A	E	DP
MLB Totals	.250	8	2	0	0	Pitcher	.889	85	18	2	14	2	4

**SINGLE GAME BESTS**

**STRIKEOUTS (STARTER)**

5 Sept. 22, 2013 @ WAS

**STRIKEOUTS (RELIEVER)**

5 June 24, 2016 vs. HOU

4 July 21, 2018 vs. MIN

**INNINGS PITCHED (STARTER)**

6.0 Sept. 17, 2013 @ PHI

**INNINGS PITCHED (RELIEVER)**

5.0 June 24, 2016 vs. HOU

4.0 May 6, 2016 @ CLE

July 10, 2018 @ MIN

**#36 CAM GALLAGHER**  
C A T C H E RBATS  
RIGHTTHROWS  
RIGHTHEIGHT  
6-3WEIGHT  
225

BORN: DEC. 6, 1992 | 26 | LANCASTER, PA.

SELECTED: SECOND ROUND | 2011 DRAFT

MLB SERVICE: 106 DAYS

**2018 SEASON**

- 👑 Made the Opening Day roster for the first time in his career and played 22 big league games, batting .206 with three doubles, a homer and seven RBI...appeared in eight of the Royals' first 20 games prior to Salvador Perez's return from the disabled list.
- 👑 Recalled on Aug. 31 and hit his only home run of the season that night...reached base three times, which included a pair of hits in a 9-2 triumph over the Orioles.
- 👑 Made 12 starts behind the plate following his Aug. 31

recall, and allowed just one stolen base in 98.2 innings, after allowing four steals in 53.2 innings in his first stint with Kansas City.

- 👑 Batted .265/.334/.358 (71-for-268) with a career-high 42 doubles in 77 games with Omaha (AAA).
- 👑 Threw out 20 of 65 would-be base stealers (30.8%), the third-most runners caught stealing and the fifth-best rate among qualifying catchers in the Pacific Coast League.

**HONORS AND AWARDS**

- 👑 First MLB home run: Aug. 14, 2017 at Oakland, grand slam off Jharel Cotton
- 👑 First MLB hit: Aug. 6, 2017 vs. Seattle (1), single off Cody Martin
- 👑 2016 Frank White Award (organization's top defensive player)
- 👑 2014 Carolina League midseason All-Star

**CAREER HIGHLIGHTS**

- 👑 **2017:** Made his big league debut on Aug. 6 vs. Seattle, catching the ninth inning in the first game of a doubleheader...appeared in 13 games with the Royals, making six starts behind the plate...collected his first hit in the second game of the twinbill with a single in the eighth.
- 👑 Went 5-for-13 (.385) with five RBI in five games (four starts) during Salvador Perez's DL stint (Aug. 6-21).
- 👑 Clubbed his first career home run on Aug. 14 at Oakland, a grand slam off Jharel Cotton...his homer came in the Sonic Slam sixth inning, winning Tim Brown of Shawnee, Kan. \$25,000...it marked the eighth Royals' Sonic Slam since the promotion began in 1995 and first since Lorenzo Cain did it on July 4, 2013 vs. Cleveland.
- 👑 Became the first Royal to hit a grand slam within his first four career games...also the second to have his first home run be a grand slam, joining fellow catcher Paul Phillips, who did it in 2005.
- 👑 Spent most of the season at Omaha (AAA), batting .292 (76-for-260) with five homers and 37 RBI in 73 games.
- 👑 **2016:** Played the entire year at Northwest Arkansas (AA), making 79 starts behind the plate...led Texas League catchers in total chances (713), putouts (648), assists (62), double plays (9) and caught stealing percentage (.476), throwing out 30 of 63 would-be basestealers.
- 👑 Recorded his first multi-homer game on July 21, hitting a pair of solo shots vs. Springfield.
- 👑 **2015:** Spent the entire year at Wilmington (A)...ranked second among Carolina League catchers with a .323 on-base percentage and was fifth with 15 doubles.
- 👑 **2014:** Named a Carolina League All-Star, going 1-for-2 with a single in the Carolina vs. California League All-Star Game.
- 👑 Threw out 40 percent (50-for-125) of would-be basestealers for the season, catching a career-high 741.0 innings.

**MISCELLANEOUS NOTES**

- 👑 Full name is **Cameron Joseph Gallagher**...resides in Lancaster, Pa., during the offseason.
- 👑 Graduated from Manheim Township (Pa.) in 2011...batted .434 with four homers, 19 RBI, 29 runs scored and 10 stolen bases as a senior...participated in the Aflac All-America Baseball Classic following his junior season.
- 👑 Father, Glenn, pitched in the Toronto Blue Jays' organization after being selected in the third round of the 1981 First-Year Player Draft.
- 👑 Older brother, Austin, was a third-round pick of the Los Angeles Dodgers in 2007.



**CAREER BATTING**

YEAR	CLUB	AVG	G	AB	R	H	2B	3B	HR	RBI	SAC	SF	HP	BB	SO	SB	CS	OBP	SLG	E
2011	Surprise	.141	20	78	6	11	0	0	1	7	0	1	0	7	15	0	0	.209	.179	1
	Idaho Falls	.200	8	30	2	6	0	0	1	2	0	0	0	3	4	0	0	.273	.300	0
2012	Burlington	.276	36	127	13	35	10	0	3	15	0	1	1	10	16	1	3	.331	.425	2
2013	Lexington	.212	66	222	19	47	15	0	2	18	1	3	6	24	28	0	0	.302	.306	5
2014	Wilmington	.228	96	312	24	71	18	0	5	34	5	6	1	37	38	1	0	.306	.333	7
2015	Wilmington	.245	77	253	24	62	15	0	5	23	5	2	2	28	34	0	0	.323	.364	4
2016	Northwest Arkansas	.259	91	301	23	78	16	1	4	24	0	2	5	37	52	2	2	.348	.359	3
2017	Omaha	.292	73	260	26	76	13	0	5	37	2	2	0	18	33	0	1	.336	.400	6
	KANSAS CITY	.250	13	24	2	6	1	0	1	5	0	0	0	3	4	0	0	.333	.417	0
2018	KANSAS CITY	.206	22	63	5	13	3	0	1	7	1	1	1	3	15	0	0	.250	.302	1
	Omaha	.265	77	268	28	71	13	0	4	42	4	2	3	26	38	1	0	.334	.358	3
<b>Minor League Totals</b>		<b>.247</b>	<b>544</b>	<b>1851</b>	<b>165</b>	<b>457</b>	<b>100</b>	<b>1</b>	<b>30</b>	<b>202</b>	<b>17</b>	<b>19</b>	<b>18</b>	<b>190</b>	<b>258</b>	<b>5</b>	<b>6</b>	<b>.320</b>	<b>.351</b>	<b>31</b>
<b>Major League Totals</b>		<b>.218</b>	<b>35</b>	<b>87</b>	<b>7</b>	<b>19</b>	<b>4</b>	<b>0</b>	<b>2</b>	<b>12</b>	<b>1</b>	<b>1</b>	<b>1</b>	<b>6</b>	<b>19</b>	<b>0</b>	<b>0</b>	<b>.274</b>	<b>.333</b>	<b>1</b>

**CAREER TRANSACTIONS**

2011 Selected by the Kansas City Royals in the second round of the First-Year Player Draft...signed by Jim Farr

**CAREER FIELDING**

Position	Pct.	G	TC	PO	A	E	DP	SB	CS	SB%	PB
Catcher	.994	33	174	169	4	1	0	11	2	84.6	1

**HOME RUN INFORMATION**

**GRAND SLAM (1)**

Aug. 14, 2017 @ Oakland (Cotton)

**SINGLE GAME BESTS**

**HITS**

3 Sept. 15, 2018 vs. MIN

**RBI**

4 Aug. 14, 2017 @ OAK

**RUNS**

2 Sept. 15, 2018 vs. MIN

**HITTING STREAKS**

4 April 13-Aug. 31, 2018

**2018 STARTS BY BATTING ORDER POSITION**

- 1st:** Almonte (0-1), Herrera (0-2), Jay (13-33), Merrifield (45-67), Mondesi (0-1)
- 2nd:** Almonte (0-1), Bonifacio (4-6), Cuthbert (1-0), Escobar (1-2), Goins (1-0), Gordon (14-21), Herrera (6-15), Jay (0-1), Merrifield (9-23), Mondesi (12-13), Moustakas (3-7), Orlando (0-2), Soler (7-13)
- 3rd:** Cuthbert (1-0), Dozier (4-2), Gordon (12-10), Moustakas (25-60), O'Hearn (1-0), Perez (15-32)
- 4th:** Bonifacio (1-6), Cuthbert (2-3), Dozier (7-9), Duda (11-30), Gordon (1-0), Merrifield (0-1), Moustakas (0-1), O'Hearn (4-3), Perez (28-47), Soler (4-3)
- 5th:** Bonifacio (7-11), Cuthbert (4-7), Dozier (9-8), Duda (12-21), Escobar (0-1), Gordon (0-6), Herrera (5-15), Jay (2-1), Merrifield (1-5), Mondesi (1-0), O'Hearn (7-8), Orlando (2-2), Perez (1-1), Soler (7-18)
- 6th:** Almonte (3-4), Bonifacio (12-12), Cuthbert (1-3), Dozier (10-19), Duda (0-6), Escobar (3-6), Goins (1-2), Goodwin (3-4), Gordon (7-18), Herrera (2-3), Jay (4-3), Merrifield (2-4), O'Hearn (4-4), Orlando (1-3), Perez (2-1), Phillips (2-4), Soler (1-8)
- 7th:** Almonte (3-5), Bonifacio (3-1), Cuthbert (1-1), Dozier (3-22), Duda (2-1), Escobar (9-20), Gallagher (1-0), Goins (2-6), Goodwin (5-5), Gordon (15-24), Herrera (3-5), Jay (0-1), Mondesi (4-2), O'Hearn (4-1), Orlando (1-6), Phillips (2-4)
- 8th:** Almonte (1-5), Bonifacio (0-1), Butera (1-3), Cuthbert (1-3), Dozier (1-0), Escobar (21-52), Gallagher (1-0), Goins (3-4), Goodwin (4-4), Gordon (3-7), Herrera (7-1), Mondesi (3-5), O'Hearn (0-4), Orlando (3-3), Phillips (8-11), Torres (1-0), Vitoria (0-1)
- 9th:** Almonte (3-7), Butera (11-29), Dozier (0-1), Escobar (11-13), Gallagher (8-10), Goins (1-7), Gordon (1-0), Herrera (2-1), Mondesi (10-19), O'Hearn (0-2), Orlando (0-1), Phillips (1-1), Torres (2-5), Vitoria (3-3), Pitchers (5-5)



# #25 BRIAN GOODWIN

O U T F I E L D E R

BATS  
LEFTTHROWS  
RIGHTHEIGHT  
6-0WEIGHT  
200

BORN: NOV. 2, 1990 | 28 | ROCKY MOUNT, N.C.

ACQUIRED: TRADE WITH WASHINGTON | JULY 22, 2018

MLB SERVICE: 2 YEARS, 19 DAYS

## 2018 SEASON

- Opened the year with Washington, but was acquired by the Royals on July 22 for RHP Jacob-Condra Bogan... in 75 games between his two Major League stops, he batted .239/.318/.390 (38-for-159) with six doubles, six homers and 25 RBI in a career-high 75 games.
- Had two stints on the disabled list, missing 38 games with the Nationals (April 17-May 30) with a left wrist contusion and 29 games with the Royals (July 31-Aug. 30) with a left groin strain.
- Made 34 starts overall: 27 in center field, five in left and two in right... of his 25 starts with Kansas City, 24 came in center field.
- Hit a pair of grand slams – the first two of his career – which tied 25 other players for second-most in the Majors in 2018, one behind Boston's Xander Bogaerts... first slam came on March 31 (with Washington) off Cincinnati's Kevin Quackenbush at Great American

Ballpark...also hit a slam at Kauffman Stadium on Sept. 28 off Cleveland's Adam Plutko.

- Hit .313/.353/.458 (15-for-48) with five extra-base hits and seven RBI in 13 games at Kauffman Stadium.
- Batted .341/.404/.659 (14-for-41) with runners in scoring position, including .400/.429/.850 (8-for-20) with Kansas City.
- Collected a pair of hits in his Royals debut on July 23 vs. Detroit, including a pinch single off Daniel Stumpf... batted .471 (8-for-17) in his first five games with Kansas City, which included a three-run homer at Yankee Stadium on July 28 in the first game of a day-night doubleheader.
- Recorded a season-high three hits in his second game back from the disabled list on Sept. 1 vs. Baltimore.

## HONORS AND AWARDS

- First MLB home run: June 2, 2017 at Oakland, two-run shot off Zach Neal
- First MLB hit: Aug. 10, 2016 vs. Cleveland, single off Zach McAllister
- 2016 International League midseason All-Star
- 2013 Eastern League midseason All-Star
- 2013 Arizona Fall League All-Star
- 2012 Arizona Fall League Rising Stars Game MVP
- 2012 MiLB.com Organization All-Star

## CAREER HIGHLIGHTS

- 2017:** Played in 74 games with the Nationals, after opening the year at Syracuse (AAA)...first stint in the big leagues was May 8-23, while he was recalled a day after being optioned (May 24) after OF Chris Heisey was placed on the disabled list.
- Slugged .511 with 33 extra-base hits in 64 games following his second recall.
- Missed the final 45 games of the season, being placed on the disabled list with a left groin strain on Aug. 16.
- When he was placed on the DL, he ranked among the National League rookie leaders in doubles (21, T-2nd), extra-base hits (35, 4th), home runs (13, 6th), while his .498 slugging percentage ranked third (min. 250 at-bats).
- Recorded his first career multi-homer game on June 23 vs. Cincinnati, which included a game-tying solo blast in the seventh inning of a 6-5 Nationals win.
- On July 27 vs. Milwaukee, hit the first of back-to-back-to-back-to-back home runs (Wilmer Difo, Ryan Zimmerman and Bryce Harper), which matched a Major League record (4 consecutive HR).
- Blasted the go-ahead solo shot in the eighth inning of a 3-2 triumph vs. Miami on Aug. 10 off reliever Junichi Tazawa.
- 2016:** Made his Major League debut on Aug. 6 vs. San Francisco, entering the game as a defensive replacement...played in 22 games, making 10 starts (7 in RF, 2 in LF, 1 in CF).
- Spent a majority of the year with Syracuse, where he was named an International League All-Star, batting .280/.349/.438 (122-for-436) with 14 homers, 15 steals and 68 RBI – fifth-most in the league.
- 2015:** Spent the year with Harrisburg (AA), playing in 114 games...led the club with 58 runs scored and ranked tied for second in homers (8) and third in hits (97) and doubles (17).
- 2014:** Limited to 81 games with Syracuse (AAA) due to an injured left shoulder he sustained while sliding into second base on July 1, ending his season...at the time of the injury, he ranked second in the International League in walks (50).
- Added to Washington's 40-man roster following the season.

# BRIAN GOODWIN (CONT.)

- 🏆 **2013:** Named an Eastern League All-Star, leading the league in triples (11), while ranking third in runs (82) and seventh in walks (66)...led Harrisburg with 40 extra-base hits.
- 🏆 Named an Arizona Fall League All-Star for a second consecutive season, batting .296 with seven extra-base hits and 12 RBI in 19 games for Mesa.

- 🏆 **2012:** Hit .280/.384/.469 (107-for-382) with 42 extra-base hits and 18 steals in 110 games between Hagerstown (A) and Harrisburg in his first pro season...missed five weeks of action with a left hamstring strain.
- 🏆 Earned MVP honors at the Arizona Fall League Rising Stars Game...played in 20 games for Salt River and batted .238 with six doubles, two triples, three homers and six RBI.

## POSTSEASON HIGHLIGHTS

- 🏆 Made one appearance during the 2017 NLDS with Washington, entering the game in left field for Jayson Werth in the seventh inning of Game 4 at Wrigley Field...

did not have a plate appearance, being pinch-hit for by Howie Kendrick in the eighth.

## MISCELLANEOUS NOTES

- 🏆 Full name is **Brian Christopher Goodwin**...resides in Raleigh, N.C. during the offseason.
- 🏆 Participated in 2019 Royals FanFest.
- 🏆 Spent the 2011 season at Miami-Dade College, where he hit .382/.492/.631 (60-for-157) with 21 extra-base hits and 16 steals in 47 games.
- 🏆 Played one season at the University of North Carolina (2010), batting .291/.411/.511 (66-for-227) with 28 extra-

base hits and 63 RBI in 60 games...earned *Louisville Slugger* Freshman All-America honors.

- 🏆 Named 2009 Gatorade Player of the Year in North Carolina, batting .473 during his senior year at Rocky Mount High School, leading them to their first state championship in 28 seasons.

## CAREER BATTING

YEAR	CLUB	AVG	G	AB	R	H	2B	3B	HR	RBI	SAC	SF	HP	BB	SO	SB	CS	OBP	SLG	E
2012	Hagerstown	.324	58	216	47	70	18	1	9	38	1	3	3	43	39	15	4	.438	.542	2
	Harrisburg	.223	42	166	17	37	8	1	5	14	0	0	2	18	50	3	3	.306	.373	2
2013	Harrisburg	.252	122	457	82	115	19	*11	10	40	1	1	8	66	121	19	11	.355	.407	5
2014	Syracuse	.219	81	274	31	60	10	4	4	32	4	0	1	50	95	6	4	.342	.328	3
2015	Harrisburg	.226	114	429	58	97	17	4	8	46	0	3	2	38	93	15	7	.290	.340	10
2016	Syracuse	.280	119	436	51	122	25	1	14	68	2	5	3	46	106	15	3	.349	.438	6
	WASHINGTON	.286	22	42	1	12	4	1	0	5	0	0	0	2	14	0	0	.318	.429	0
2017	Syracuse	.256	25	90	9	23	4	0	2	11	2	1	0	10	29	2	1	.327	.367	1
	WASHINGTON	.251	74	251	41	63	21	1	13	30	0	3	1	23	69	6	0	.313	.498	2
2018	WASHINGTON	.200	48	65	9	13	1	0	3	12	1	1	2	10	26	3	1	.321	.354	1
	Harrisburg@	.200	4	15	4	3	0	0	1	3	0	0	0	3	3	1	0	.333	.400	0
	KANSAS CITY	.266	27	94	11	25	5	0	3	13	0	0	1	6	31	1	1	.317	.415	1
	Omaha@	.225	10	40	6	9	4	0	2	9	0	0	0	4	11	0	0	.295	.475	2
<b>Minor League Totals</b>		<b>.252</b>	<b>575</b>	<b>2123</b>	<b>305</b>	<b>536</b>	<b>105</b>	<b>22</b>	<b>85</b>	<b>261</b>	<b>10</b>	<b>13</b>	<b>19</b>	<b>278</b>	<b>547</b>	<b>76</b>	<b>33</b>	<b>.342</b>	<b>.400</b>	<b>31</b>
<b>Major League Totals</b>		<b>.250</b>	<b>171</b>	<b>452</b>	<b>62</b>	<b>113</b>	<b>31</b>	<b>2</b>	<b>19</b>	<b>60</b>	<b>1</b>	<b>4</b>	<b>4</b>	<b>41</b>	<b>140</b>	<b>10</b>	<b>2</b>	<b>.315</b>	<b>.454</b>	<b>4</b>

\* - Led league; @ - Minor League injury rehab

## CAREER TRANSACTIONS

- 2009 Selected by the Chicago White Sox in the 17th round of the First-Year Player Draft...did not sign
- 2011 Selected by the Washington Nationals in the first round (34th overall) of the First-Year Player Draft...signed by Alex Morales
- 2017 Placed on the 10-day disabled list (left groin strain), Aug. 16...reinstated Oct. 2
- 2018 Placed on the 10-day disabled list (left wrist contusion), April 17...reinstated June 1
- Acquired by the Kansas City Royals in exchange for RHP Jacob Condra-Bogan, July 22
- Placed on the 10-day disabled list (left groin strain), July 31...reinstated Aug. 31

## HOME RUN INFORMATION

### MULTI-HOMER GAMES (1)

June 23, 2017 vs. Cincinnati (2)

### GRAND SLAMS (2)

March 31, 2018 @ Cincinnati (Quackenbush)  
Sept. 28, 2018 vs. Cleveland (Plutko)

### LEADOFF (2)

June 11, 2017 vs. Texas (Bibens-Dirkx)  
July 23, 2017 @ Arizona (Ray)

## SINGLE GAME BESTS

### HITS

4 June 2, 2017 @ OAK

### DOUBLES

2 (3x) Last: Aug. 8, 2017 vs. MIA

### RBI

4 (2x) Last: Sept. 28, 2018 vs. CLE

### RUNS

3 June 24, 2017 vs. CIN

### HITTING STREAKS

6 July 15-28, 2018  
5 (4x) Last: Sept. 25-30, 2018

## CAREER FIELDING

Position	Pct.	G	TC	PO	A	E	DP
Outfield	.982	135	228	217	7	4	2



# #4 ALEX GORDON

O U T F I E L D E R

BATS  
LEFTTHROWS  
RIGHTHEIGHT  
6-1WEIGHT  
220

BORN: FEB. 10, 1984 | 35 | LINCOLN, NEB.

SIGNED: MAJOR LEAGUE FREE AGENT | JAN. 6, 2016

MLB SERVICE: 11 YEARS, 92 DAYS

## 2018 SEASON

- Won his second-straight *Rawlings* Gold Glove Award and the sixth of his career...his six Gold Gloves are second-most in franchise history (Frank White, 8) and the second-most among outfielders active in 2018, trailing only Ichiro Suzuki (10).
- Played in 141 games, making 134 starts in the outfield (122 in LF, 11 in CF, 1 in RF)...it marked the first time he's appeared in 140 games or more in consecutive seasons (148 in 2017) since 2013-14 (156 in each), despite missing 13 games with a left hip labral tear (April 9-22).
- Ranked second on the team with 124 hits and 24 doubles, which were—in addition to his 54 RBI and 12 stolen bases—his most since 2014.
- Had nine outfield assists—his most since 2013 (17)—three behind the Major League leaders.
- Charged with just two errors in 260 total chances in left field to mark the second-best fielding percentage (.992) among American League qualifying left fielders, trailing only Michael Brantley's .996 (1 E in 228 TC).
- Hit by pitch 10 times, making him one of 23 players in the American League to be hit-by-pitch 10 times or more.
- Of his 13 home runs, 11 came on the road, where he had a .772 OPS (.616 OPS at home).
- Hit .321/.361/.474 (25-for-78) in his first 21 games, capped by a career-high-tying four-hit game on May 8 at Baltimore...his run included reaching in a season-high 15-straight games (April 6-May 4), in which he hit .345/.400/.491 (19-for-55).
- Had a season-high eight-game hit streak from May 22-June 1, batting .382/.400/.471 (13-for-34), including two three-hit contests.
- Named Co-Defensive Player of the Month in June (Trea Turner) by *Baseball Info Solutions*, after leading left fielders with nine defensive runs saved during the month.
- Recorded his 500th career extra-base hit on July 22 vs. Minnesota, becoming the fifth Royal to reach that mark, joining: George Brett (1,119), Hal McRae (681), Frank White (625) and Amos Otis...ended the season with 520 XBH, which ranks 14th among left-handed batters active in 2018.
- Hit the 170th homer of his career on Aug. 29 at Detroit, breaking a tie with Hal McRae for fourth most in Royals history...ended the season with 173 homers, which trails only: George Brett (317), Mike Sweeney (197) and Amos Otis (193).
- Hit third in the lineup in his last 21 games (beginning Sept. 7), a stretch in which his 17 RBI were two behind Robinson Cano for the American League lead.
- Recorded a stolen base in a career-high three straight games from Sept. 10-12.
- Had a season-high five RBI on Sept. 15 vs. Minnesota—one shy of his career high—including a pair of two-run doubles.
- Seven of his 13 homers and 34 of his 54 RBI came in 53 games between August and September...his 19 RBI in September were his most in a calendar month since August 2012 (20).

## HONORS AND AWARDS

- Six-time *Rawlings* Gold Glove winner (2011-14, 2017-18)
- Four-time MLBPA Heart & Hustle Award winner (2011, 2013-15)
- Three-time All-Star (2013-15)
- Three-time Wilson Defensive Player of the Year (2014, 2017-18)
- 2014 *Rawlings* Platinum Glove Award winner
- 2011 Les Milgram Royals Player of the Year
- 2010 Pacific Coast League midseason All-Star
- First MLB home run: April 10, 2007 at Toronto, two-run shot off Josh Towers
- First MLB hit: April 5, 2007 vs. Boston, single off Daisuke Matsuzaka
- 2006 *Baseball America* Minor League Player of the Year
- 2006 J.G. Spink Award – Minor League Player of the Year
- 2006 Royals Minor League Player of the Year
- 2006 Texas League Player of the Year
- 2006 Texas League midseason/postseason All-Star
- 2006 All-Star Futures Game participant (U.S.)



## CAREER HIGHLIGHTS

- 👑 Enters the 2019 season ranking among the franchise's top 10 in several categories, including: games (1,556, 6th), at-bats (5,672, 6th), runs (775, 6th), hits (1,461, 6th), doubles (322, 5th), home runs (173, 4th), RBI (662, 6th) and walks (615, 4th).
- 👑 Hit by pitch 99 times in his career, which are the most in franchise history and enter the year tied for seventh among active Major Leaguers.
- 👑 Since becoming a full time outfielder in 2010, his 91 assists are tied with Gerardo Parra for most in the Major Leagues in that span.
- 👑 Signed a four-year free agent contract to remain with the Royals prior to the 2016 season, with a mutual option for the 2020 campaign.
- 👑 **2017:** Earned his fifth *Rawlings* Gold Glove Award, becoming the second Royals player (Frank White, 8) to win five or more...Salvador Perez won his fifth Gold Glove in 2018.
- 👑 Played in 148 games, making 140 starts in the outfield (135 in LF, 4 in CF, 1 in RF), which were both his highest totals since 2014.
- 👑 Matched a career high, being hit by pitch 14 times (also in 2015), which tied for fourth in the American League...recorded his 79th HBP on May 4 vs. the White Sox, breaking a tie with Mike MacFarlane for the Royals record.
- 👑 Played 15 games in center field, after having never played there in his first 10 big league seasons...made his first of four starts in center on May 11 at Tampa Bay.
- 👑 Led the club with six go-ahead RBI in the seventh inning or later and five of which broke ties...the last Royal with more go-ahead RBI in the seventh or later was Jose Guillen (7) in 2008.
- 👑 Collected his sixth career walk-off RBI on July 19, with a sacrifice fly in the ninth inning of a 4-3 triumph over Detroit...it marked his first walk-off RBI since 2014.
- 👑 **2016:** Limited to 128 games, missing a month of action (May 23-June 24) with a fractured right wrist, which he suffered in a collision with teammate Mike Moustakas on May 22.
- 👑 Committed just two errors in 230 total chances...his .991 fielding percentage ranked second among Major League left fielders.
- 👑 Snapped a streak of 188 consecutive games (187 starts) without an error on May 13 – his first since Aug. 2, 2014...it was the third-longest active streak by a non-pitcher, according to *Elias*.
- 👑 Named Royals Player of the Month for August after batting .265/.348/.510 (27-for-102) with seven home runs, reaching safely in 25 of 28 games that month.
- 👑 Hit a go-ahead grand slam on Aug. 18 vs. Minnesota, his third career slam and third by a Royal in 2016.
- 👑 Recorded fourth career multi-homer game on Aug. 20 vs. Minnesota – both off left hander Hector Santiago...also doubled in the game, matching a career-high 10 total bases (also, May 18, 2014 vs. Baltimore).
- 👑 Recorded a career-high 148 strikeouts, fourth most in franchise history, trailing Bo Jackson (172 in 1989, 158 in 1987) and Steve Balboni (166 in 1985).
- 👑 **2015:** Selected to his third straight All-Star Game, but did not play due to injury.
- 👑 Missed 48 games during July and August after suffering a grade 2 left groin strain on July 7...still hit .271 with 18 doubles, 13 homers and 48 RBI in 104 games, including 11 home runs and 39 RBI before the break.
- 👑 Ranked sixth in the AL with a .377 on-base percentage (min. 300 AB) and tied for fourth in the AL with 14 HBP.
- 👑 Hit out of the leadoff spot 18 times and recorded his franchise-best 14th career leadoff home run on Sept. 14 off Cleveland's Carlos Carrasco.
- 👑 Became the second player in the previous 35 years (since 1980) to collect seven hits and at least six RBI in a single day, doing so in a day-night doubleheader vs. Tampa Bay on July 7...the only other player to do this was Ben Zobrist, who had seven hits and 10 RBI in a doubleheader vs. Minnesota on April 28, 2011.
- 👑 **2014:** Selected to his second straight All-Star Game, but did not participate due to a wrist injury...became the first Royals outfielder named to consecutive American League All Star teams since Willie Wilson in 1982 and 1983.
- 👑 Named the American League's *Rawlings* Platinum Glove winner, becoming the first outfielder to win that award...won his fourth-consecutive Gold Glove, joining Frank White (1977-82) as the only Royals to win four straight.
- 👑 He was the first American League outfielder to win four straight *Rawlings* Gold Gloves since Ichiro Suzuki and Torii Hunter both won 10-straight (2001-10).
- 👑 On May 18 vs. Baltimore, went 4-for-4 with two three-run homers, becoming the first Royal since Jermaine Dye (1999) to go at least 4-for-4 and record six RBI.
- 👑 Hit his second career walk-off home run on Aug. 26, a two-run shot in the ninth off Twins' closer Glen Perkins...it marked his first walk-off homer since July 30, 2010 vs. Baltimore.
- 👑 **2013:** Tied with Gerrardo Parra for the Major League lead with 17 outfield assists, while his total was tops in the American League.
- 👑 Tied for ninth in the AL with 52 multi-hit games and tied for sixth with a career-best six triples.
- 👑 Selected to his first All-Star Game and played two innings in left field in the American League's 3-0 triumph at Citi Field.
- 👑 Hit two grand slams: April 25 at Detroit and July 2 vs. Cleveland, becoming first Royal with multiple slams in a season since Yunesky Betancourt (three) in 2010.
- 👑 Recorded three walk-off hits: vs. Toronto (April 14), the White Sox (May 5) and vs. Atlanta (June 26).
- 👑 **2012:** Earned his second consecutive *Rawlings* Gold Glove award, becoming the first Royals outfielder since Amos Otis (1973-74) to win a Gold Glove in consecutive years.
- 👑 Led all Major League players with 51 doubles, which tied Billy Butler (2009) for the second most in Royals history...both trail Hal McRae's 54 doubles in 1977.
- 👑 Finished second in the Majors, to teammate Jeff Francoeur (19), in outfield assists (17)...led all AL left fielders in games (160), innings (1424.1), total chances (338) and putouts (319)...committed two errors for a .994 fielding percentage, tops in the AL among left fielders with at least 125 games.
- 👑 Joined George Brett (two), Billy Butler (two) and Hal McRae (two) as the only Royals with multiple seasons with at least 45 doubles.
- 👑 Tied for third in the league with a career-high 60 multi-hit games, fifth most in club history...ranked sixth in the AL in hits (189) and tied for seventh in extra-base hits (70).

- 👑 Drew five walks on June 17, 2012 at St. Louis, which matched a career high (also July 30, 2008 at Oakland)... he is the only Royals player to record five walks in a game...he's just the fifth player in the Majors since 1980 to record multiple games with five walks, joining Barry Bonds (three times), Dale Murphy, Rickey Henderson and Mark Teixeira.
- 👑 **2011:** Named the Royals Les Milgram Player of the Year by the Kansas City Chapter of the BBWAA...was one of five AL players up for the final All-Star Game Final Vote, finishing third.
- 👑 Won the American League *Rawlings* Gold Glove in left field in his first full season in the outfield.
- 👑 One of five players to hit above .300, with at least 45 doubles and 20 home runs, joining Miguel Cabrera, Adrian Gonzalez, Jacoby Ellsbury and Robinson Cano...became the fourth Royal to do it, joining Hal McRae (1982), Mike Sweeney (2001) and Billy Butler (2009).
- 👑 Finished 10th in the AL in batting average (.303)...also tied for sixth in the Majors in doubles (45), tied for sixth in the league in extra-base hits (72), eighth in hits (185) and total bases (307), 10th in runs (101), tied for 10th in multi-hit games (50) and fifth in home batting average (.329).
- 👑 Scored 101 runs, most by a Royal since David DeJesus (101) in 2007.
- 👑 Finished in the top five among AL outfielders (numbers as an outfielder) in batting average (second), on-base

- percentage (second), hits (third), doubles (third), runs (tied for third) and RBI (tied for fourth).
- 👑 Led the Majors with 20 outfield assists, breaking club's single-season record of 17, held by Jermaine Dye (1999) and Mark Teahen (2007)...became the 24th player since 1969 to have 20 or more in a season and the first since Alfonso Soriano had 22 in 2006 for the Nationals.
- 👑 Posted a career-best 19-game hitting streak from April 3-26.
- 👑 **2010:** Appeared in just 74 games for the Royals due to injury and a demotion to Omaha (AAA), where he switched positions from third base to the outfield.
- 👑 **2009:** Missed 79 games after undergoing surgery to repair a labral tear in his right hip on April 17.
- 👑 **2008:** Finished third among AL third basemen with a .352 on-base pct. and fifth with a .786 OPS.
- 👑 Set a franchise record by drawing five walks (two intentional) on July 30, in a 10-inning win at Oakland.
- 👑 **2007:** Made his first career Opening Day roster...became the fourth Royal in franchise history to make his debut in the starting lineup on Opening Day, joining Joe Zdeb (1977), Michael Tucker (1995) and Mark Teahen (2005).
- 👑 His team-leading 36 doubles set a Royals rookie record, and his 55 extra-base hits fell one shy of tying Kevin Seitzer (1987) and Carlos Beltran's (1999) club rookie record.

## POSTSEASON HIGHLIGHTS

- 👑 **2015:** Started all 16 games in left field, batting .241 with four doubles, two homers, six RBI and 10 runs scored... despite a .241 average, drew eight walks and a hit by pitch for a .349 on-base percentage.
- 👑 Has 10 career doubles in postseason play, one shy of Hal McRae's team-record 11.
- 👑 Hit a game-tying home run in the ninth inning in Game 1 of the World Series off Mets' closer Jeurys Familia...it marked his third postseason home run in the ninth inning or later and first game-tying homer by a Royal in the ninth or later since Pat Sheridan's homer in Game 2 of the 1985 ALCS at Toronto.
- 👑 Drove in the go-ahead run in Game 4 of the ALDS at Houston with a ground out as Kansas City rallied from a four-run deficit in the eighth inning.

- 👑 **2014:** Recorded 11 RBI during the postseason, which ranked second to teammate Eric Hosmer (12)...his four stolen bases led all postseason participants and are tied for second most by a Royal in a single postseason, behind Lorenzo Cain's six in 2015.
- 👑 Had the go-ahead HR in the 10th inning in Game 1 of the ALCS at Camden Yards...also had a bases-clearing double in the game to match the Royals' postseason record with four RBI in the game, tying Jim Sundberg (Game 7 of 1985 ALCS) and Willie Aikens (Game 1 of 1980 World Series).
- 👑 Recorded three RBI in Game 3 of the ALDS, becoming the first player to drive in at least three runs in consecutive postseason games since Boston's Mike Lowell did it in the first two games of the 2007 ALCS.

## POSTSEASON BATTING

YEAR	SERIES	vs. OPP	AVG	G	AB	R	H	2B	3B	HR	RBI	SH	SF	HP	BB	SO	SB	CS	E
2014	WC	vs. Oak	.000	1	5	0	0	0	0	0	0	0	0	0	1	2	1	0	0
	ALDS	vs. LAA	.300	3	10	2	3	2	0	0	4	0	0	0	3	2	2	0	0
	ALCS	vs. Bal	.250	4	12	1	3	1	0	1	5	0	0	2	2	7	0	0	0
	WS	vs. SF	.185	7	27	4	5	3	0	0	2	0	0	1	0	5	1	0	0
2015	ALDS	vs. HOU	.235	5	17	2	4	1	0	1	2	0	0	0	2	5	0	0	0
	ALCS	vs. TOR	.263	6	19	5	5	2	0	1	0	0	0	1	1	5	0	0	0
	WS	vs. NYM	.222	5	18	3	4	1	0	1	3	0	0	0	5	4	0	0	0
Division Series Totals			.259	8	27	4	7	3	0	1	6	0	0	0	5	7	2	0	0
Championship Series Totals			.258	10	31	6	8	3	0	1	6	0	0	3	3	12	0	0	0
World Series Totals			.200	12	45	7	9	4	0	1	5	0	0	1	5	9	1	0	0
<b>Postseason Totals</b>			<b>.222</b>	<b>31</b>	<b>108</b>	<b>17</b>	<b>24</b>	<b>10</b>	<b>0</b>	<b>3</b>	<b>17</b>	<b>0</b>	<b>0</b>	<b>4</b>	<b>14</b>	<b>30</b>	<b>4</b>	<b>0</b>	<b>0</b>

## ALL-STAR BATTING

Year	CLUB	Site	AVG	AB	R	H	2B	3B	HR	RBI	SH	SF	HP	BB	SO	SB	CS	E
2013	AL	NYM	1.000	1	1	1	0	0	0	0	0	0	0	0	0	0	0	0
2014	AL	MIN																
2015	AL	CIN																
<b>ALL STAR GAME TOTALS</b>				<b>1.000</b>	<b>1</b>	<b>1</b>	<b>1</b>	<b>0</b>	<b>0</b>	<b>0</b>	<b>0</b>	<b>0</b>	<b>0</b>	<b>0</b>	<b>0</b>	<b>0</b>	<b>0</b>	<b>0</b>

MISCELLANEOUS NOTES

- 👑 Full name is **Alex Jonathan Gordon**...resides in Leawood, Kan., with his wife, Jamie, and children, Max, Sam and Joey.
- 👑 Drafted following his junior season at Nebraska, where he swept the collegiate baseball awards for College Player of the Year, the Golden Spikes Award, the Dick Howser Award, the Brooks Wallace Award and the ABCA Rawlings Player of the Year...also an ESPY Award Finalist for the Best Male College Athlete.
- 👑 Earned first-team All-America honors in his sophomore and junior seasons...hit .372 (94-253) in 72 games with 22 doubles, four triples, 19 home runs and 66 RBI as a junior
- 👑 Led Huskers to Big 12 regular season and tournament titles and the school's third College World Series appearance in 2005.
- 👑 Second two-time first-team All-American in Nebraska history and finished the season as the Big 12 leader (conference games) in walks and on-base percentage, while ranking third in HR, total bases and slugging percentage.
- 👑 Was the highest draft pick out of Nebraska since Darin Erstad was taken first overall in the 1995 draft.
- 👑 He was named the No. 1 college draft prospect by *Baseball America* as well as the second-best overall prospect, best pure collegiate hitter, best collegiate strike-zone judgment and second-closest to the Majors among collegiate players.
- 👑 A member of 2004 U.S. National Team and helped Team USA to an 18-7 overall record, seeing a majority of his playing time at first base...hit .388 with four home runs, 12 RBI and 18 runs scored in 24 games.
- 👑 Named the top offensive player at FISU World University Baseball Championships, where he led all players with a .524 average.
- 👑 A two-time Gatorade Nebraska Player of the Year at Lincoln Southeast (Neb.) High School.
- 👑 His father (Mike, Nebraska), older brother (Eric, Nebraska-Omaha) and younger brothers (Brett and Derek, Park University) played college baseball, and his grandfather (Charlie) was the long-time coach at Lincoln Southeast.
- 👑 Participated in Royals Caravans, 2006-12 and in 2014... also participated in Royals FanFest, 2008-19.
- 👑 Provided funding for the Alex Gordon Training Complex at the University of Nebraska, which was completed in 2011.
- 👑 Tabled the Royals' 2012 Roberto Clemente Award nominee...he and his wife have co-chaired the annual Royals Coat Drive, volunteered at the Johnson County Christmas Bureau, worked with Alex's Lemonade Stand charity and hosted the Playing for Pink Casino Night in Lincoln to benefit the Nebraska Diamond Dawgs Baseball Team and American Cancer Society.
- 👑 In 2014, became a charter member of the Taylor Hooton Foundation's "Advisory Board" of active Major-League players. The Hooton Foundation is widely acknowledged as the leader in the advocacy against the use of performance and appearance-enhancing drugs.
- 👑 Winner of the 2014 Hutch Award, given each year to a Major League player who best exemplifies the honor, courage and dedication of baseball great Fred Hutchinson, both in on-field achievements and off-the-field work.

CAREER BATTING

YEAR	CLUB	AVG	G	AB	R	H	2B	3B	HR	RBI	SAC	SF	HP	BB	SO	SB	CS	OBP	SLG	E
2006	Wichita	.325	130	486	*111	158	39	1	29	101	0	2	16	72	113	22	3	.427	*.588	16
2007	KANSAS CITY	.247	151	543	60	134	36	4	15	60	1	2	13	41	137	14	4	.314	.411	15
2008	KANSAS CITY	.260	134	493	72	128	35	1	16	59	1	5	6	66	120	9	2	.351	.432	16
2009	KANSAS CITY	.232	49	164	28	38	6	0	6	22	1	1	2	21	43	5	0	.324	.378	10
	Surprise@	.286	4	7	1	2	0	0	1	3	0	1	0	5	3	0	0	.538	.714	0
	Omaha@	.313	18	67	17	21	4	1	2	10	0	2	3	13	16	0	0	.435	.493	4
	Northwest Arkansas@	.367	8	30	4	11	3	0	2	10	0	0	0	5	5	0	0	.457	.667	2
2010	Wilmington@	.235	7	17	7	4	3	0	0	2	0	1	4	9	3	1	0	.548	.412	0
	Omaha@	.315	68	260	59	82	20	3	14	44	2	0	8	51	72	7	2	.442	.577	5
	KANSAS CITY	.215	74	242	34	52	10	0	8	20	2	1	2	34	62	1	5	.315	.355	7
2011	KANSAS CITY	.303	151	611	101	185	45	4	23	87	0	3	7	67	139	17	8	.376	.502	4
2012	KANSAS CITY	.294	161	642	93	189	*51	5	14	72	0	3	3	73	140	10	5	.368	.455	2
2013	KANSAS CITY	.265	156	633	90	168	27	6	20	81	0	6	9	52	141	11	3	.327	.422	1
2014	KANSAS CITY	.266	156	563	87	150	34	1	19	74	0	4	11	65	126	12	3	.351	.432	2
2015	KANSAS CITY	.271	104	354	40	96	18	0	13	48	0	5	14	49	92	2	5	.377	.432	0
	Omaha@	.429	8	28	6	12	2	0	1	5	0	0	1	8	6	0	0	.568	.607	0
2016	KANSAS CITY	.220	128	445	62	98	16	2	17	40	0	1	8	52	148	8	1	.312	.380	2
	Northwest Arkansas@	.333	4	15	3	5	1	0	1	2	0	0	0	2	4	0	0	.412	.600	0
	Omaha@	.429	2	7	0	3	0	0	0	3	0	0	0	3	2	0	0	.600	.429	0
2017	KANSAS CITY	.208	148	476	52	99	20	2	9	45	2	4	14	45	126	7	4	.293	.315	2
2018	KANSAS CITY	.245	141	506	56	124	24	0	13	54	0	2	10	50	124	12	2	.324	.370	2
	Omaha@	.222	3	9	2	2	1	0	0	2	0	0	0	2	2	0	0	.364	.333	0
<b>Minor League Totals</b>		<b>.324</b>	<b>252</b>	<b>926</b>	<b>210</b>	<b>300</b>	<b>73</b>	<b>5</b>	<b>50</b>	<b>182</b>	<b>2</b>	<b>6</b>	<b>32</b>	<b>170</b>	<b>226</b>	<b>30</b>	<b>5</b>	<b>.443</b>	<b>.576</b>	<b>27</b>
<b>Major League Totals</b>		<b>.258</b>	<b>1553</b>	<b>5672</b>	<b>775</b>	<b>1461</b>	<b>322</b>	<b>25</b>	<b>173</b>	<b>662</b>	<b>7</b>	<b>37</b>	<b>99</b>	<b>615</b>	<b>1398</b>	<b>108</b>	<b>42</b>	<b>.339</b>	<b>.415</b>	<b>63</b>

\*-Led League; @-Minor League Injury Rehab

**HOME RUN INFORMATION****MULTI-HOMER GAMES (4)**

Sept. 2, 2007 @ MIN (2)  
 Aug. 11, 2012 @ BAL (2)  
 May 18, 2014 vs. BAL (2)  
 Aug. 20, 2016 vs. MIN (2)

**GRAND SLAMS (3)**

April 25, 2013 @ DET (Downs)  
 July 2, 2013 vs. CLE (Kluber)  
 Aug. 18, 2016 vs. MIN (Duffey)

**WALK-OFF (2)**

July 30, 2010 vs. BAL (Simon)  
 Aug. 26, 2014 vs. MIN (Perkins)

**PINCH-HIT (1)**

Aug. 8, 2010 @ SEA (Aardsma)

**LEADOFF (14)**

May 30, 2011 vs. LAA (Santana)  
 June 21, 2011 vs. ARI (Saunders)  
 Aug. 29, 2011 @ DET (Scherzer)  
 Sept. 9, 2011 @ SEA (Beavan)  
 Sept. 20, 2011 vs. DET (Penny)  
 June 12, 2012 vs. MIL (Greinke)  
 Aug. 2, 2012 vs. CLE (Kluber)  
 Aug. 9, 2012 @ BAL (Chen)  
 Aug. 11, 2012 @ BAL (Tillman)  
 June 26, 2013 vs. ATL (Mimor)  
 Aug. 25, 2013 vs. WAS (Haren)  
 Sept. 3, 2013 vs. SEA (Ramirez)  
 Sept. 11, 2013 @ CLE (Kazmir)  
 Sept. 14, 2015 @ CLE (Carrasco)

**SINGLE GAME BESTS****HITS**

4 (12x) Last: May 8, 2018 vs. BAL

**DOUBLES**

3 July 27, 2011 @ BOS  
 2 (19x) Last: Sept. 15, 2018 vs. MIN

**RBI**

6 May 18, 2014 vs. BAL  
 5 Sept. 15, 2018 vs. MIN  
 4 (10x) Last: Aug. 1, 2018 @ CWS

**RUNS**

4 (2x) Last: Aug. 23, 2013 vs. WAS

**STOLEN BASES**

2 (6x) Last: Aug. 23, 2018 @ TB

**HITTING STREAKS**

19 April 3-26, 2011  
 14 June 11-27, 2011  
 12 April 3-16, 2013  
 Aug. 20-Sept. 27, 2008  
 11 Aug. 9-20, 2016

**WALK-OFF RBI (6)**

👑 July 30, 2010 vs. Baltimore  
 (3-run homer off Simon; 9th)

👑 April 14, 2013 vs. Toronto,  
 (single off Oliver; 9th)

👑 May 5, 2013 vs. Chicago White Sox,  
 (single off Omogrosso; 10th)

👑 June 26, 2013 vs. Atlanta,  
 (single off Wood; 10th)

👑 Aug. 26, 2014 vs. Minnesota,  
 (2-run homer off Perkins; 9th)

👑 July 19, 2017 vs. Detroit,  
 (sac fly off J. Wilson; 9th)

**CAREER FIELDING**

Position	Pct.	G	TC	PO	A	E	DP
First Base	.988	40	170	157	11	2	19
Third Base	.949	329	860	235	581	44	51
Shortstop	1.000	1	3	2	1	0	0
Outfield	.993	1187	2512	2404	91	17	11

**CAREER TRANSACTIONS**

2005	Selected by the Kansas City Royals in the first round (second) of the First-Year Player Draft...signed by Phil Huttman
2008	Placed on 15-day disabled list (torn right hip flexor muscle), Aug. 22...reinstated Sept. 12
2009	Placed on 15-day disabled list (surgery to repair tear in right hip), April 16...reinstated July 16
2010	Placed on 15-day disabled list (right thumb fracture), March 26...reinstated April 17
2015	Placed on 15-day disabled list (left groin strain), July 9...reinstated Sept. 1
2016	Signed by the Kansas City Royals as a Major League free agent, Jan. 6
	Placed on 15-day disabled list (fractured right wrist), May 23...reinstated June 25
2018	Placed on the 10-day disabled list (left hip labral tear), April 10...reinstated April 24

**ROYALS ALL-TIME STEALS OF HOME**

Player	Opponent	Date	Player	Opponent	Date
Amos Otis*	at California	July 31, 1972	Kevin Young	vs California	June 10, 1996
John Mayberry	vs Oakland	July 2, 1976	Sal Fasano	at Minnesota	July 5, 1996
Dave Nelson*	at Chicago (AL)	Aug. 8, 1976	Craig Paquette	vs Chicago (AL)	July 13, 1996
George Brett*	vs Cleveland	Aug. 17, 1976		vs Oakland	August 7, 1996
	vs California	Sept. 14, 1987	Michael Tucker	vs Cleveland	July 15, 1996
Fred Patek*	vs Minnesota	June 8, 1977	Johnny Damon	vs Cleveland	Sept. 27, 1996
Kevin Seitzer	vs Boston	April 7, 1989	Craig Paquette	vs Seattle	May 23, 1997
Bo Jackson	at Minnesota	May 16, 1989	Jeff Conine	at St. Louis	June 30, 1998
Juan Samuel	at Texas	Aug. 26, 1992	Jermaine Allensworth	at Chicago (AL)	July 9, 1998
Greg Gagne	vs New York (AL)	April 30, 1995	Joe Randa	at Minnesota	May 10, 1999
Jon Nunnally	at Toronto	May 24, 1995	Mike Sweeney*	vs. New York (AL)	Aug. 14, 2002
	vs Detroit	July 29, 1995	Carlos Febles	vs. Boston	May 6, 2003
	vs Oakland	Aug. 15, 1995	Mendy Lopez*	vs. Oakland	May 31, 2003
	vs Minnesota	Sept. 18, 1995 (G1)	Alex Gordon	at Tampa Bay	August 2, 2009
Tom Goodwin	at Texas	Sept. 1, 1995	Yuniesky Betancourt	vs. Cleveland	Sept. 19, 2010
Chris Stynes	at Seattle	May 12, 1996	Jeff Francoeur	at Baltimore	August 11, 2012
Bob Hamelin	at Detroit	May 22, 1996	Alcides Escobar	vs. Cleveland	Sept. 18, 2013
David Howard	vs Texas	May 23, 1996	Alex Rios	vs. Pittsburgh	July 20, 2015

\*- A straight steal of home, not part of a double steal





**#0 TERRANCE GORE**  
O U T F I E L D E R

**BATS  
RIGHT**

**THROWS  
RIGHT**

**HEIGHT  
5-7**

**WEIGHT  
160**

**BORN: JUNE 8, 1991 | 27 | MACON, GA.**

**SIGNED: MAJOR LEAGUE FREE AGENT | DEC. 20, 2018**

**MLB SERVICE: 1 YEAR, 31 DAYS**

**2018 SEASON**

- 👑 Spent a majority of the year with Omaha (AAA), but was acquired by the Chicago Cubs on Aug. 14, in exchange for cash considerations...following the trade, played in 11 games at Iowa (AAA) and 14 with the Cubs.
- 👑 Recorded his first big league hit, a single off Max Scherzer, on Sept. 8 at Washington.
- 👑 Went 6-for-6 in stolen base attempts in his 14 games with

Chicago, also scoring five runs.

- 👑 Recorded a combined 21 steals in 78 games at the Triple-A level (16 with Omaha, 5 with Iowa), tying him for eighth in the Pacific Coast League.
- 👑 Batted a combined .193/.283/.277 (34-for-176) with two doubles, two triples and 32 runs scored between his two minor league stops.

**HONORS AND AWARDS**

- 👑 **First MLB hit:** Sept. 8, 2018 at Washington, single off Max Scherzer
- 👑 2015 Texas League midseason All-Star

- 👑 Three-time Willie Wilson Baserunner of the Year (2012, 2014, 2015)

**CAREER HIGHLIGHTS**

- 👑 In eight professional seasons (Majors and minors), he's recorded 320 stolen bases and been caught just 36 times (89.9 percent), that includes going 27-for-31 (87.1%) at the Major League level.
- 👑 Among players with 20 career plate appearances or fewer, his 27 steals are second-most in Major League history, trailing only Herb Washington (31).
- 👑 **2017:** Made the Royals' Opening Day roster for the second consecutive season, but was optioned to Omaha (AAA) on April 10...recalled twice (July 29; Sept. 1), appearing in 12 games in the big leagues.
- 👑 Hit .249 (56-for-225) with 21 stolen bases in 24 attempts in 84 combined games between Omaha and Northwest Arkansas (AA).
- 👑 Connected for his first professional home run on June 10 vs. New Orleans, in his 1,947th career plate appearances between the Majors and minors.
- 👑 **2016:** Made his first Opening Day roster, but spent most of the season with Northwest Arkansas...appeared in 17 games with the Royals, going 0-for-3 with 11 stolen bases and six runs scored.
- 👑 Scored the winning run on a wild pitch in the 10th inning of a 4-3 triumph over Minnesota on April 10...it marked the first of six runs he scored as a pinch-runner, third-most in the Majors.
- 👑 Successful on his first nine stolen base attempts and the

first 17 of his career, before being caught by Cleveland's Roberto Perez on Sept. 21 at Progressive Field.

- 👑 Led the Southern League (AA) with 44 steals in 49 attempts (89.8%) – 13 more than the next-closest player – despite playing in just 88 games.
- 👑 **2015:** Had two stints with the Royals, April 15-17 and Sept. 2 through the end of the season.
- 👑 Spent most of the year with Northwest Arkansas, where he was named a Texas League All-Star for the first time...ranked second in the league with 39 steals.
- 👑 2014: Made his Major League debut on Sept. 2 vs. Texas.
- 👑 Scored the winning run from second base on an infield single in the ninth inning of KC's 4-3 walk-off win over the White Sox, Sept. 15.
- 👑 Despite making his debut on Sept. 2, credited with a stolen base and a run scored in the Aug. 31 loss to Cleveland during the completion of the suspended game on Sept. 22 at Progressive Field.
- 👑 **2013:** Led the South Atlantic League with 68 stolen bases in 2013, ranking fifth among minor leaguers.
- 👑 **2012:** Led Appalachian League (Rookie) in runs (50) and steals (26) and tied for fourth in walks (36).
- 👑 Named the "Fastest Baserunner" in the Royals organization by *Baseball America* prior to the 2012, 2013 and 2014 seasons.

**CAREER TRANSACTIONS**

- 2011 Selected by the Kansas City Royals in the 20th round of the First-Year Player Draft...signed by Colin Gonzales
- 2017 Non-tendered...re-signed as a minor league free agent, Dec. 1
- 2018 Acquired by the Chicago Cubs in exchange for cash considerations, Aug. 15  
Signed by the Kansas City Royals as a Major League Free Agent, Dec. 20

**POSTSEASON HIGHLIGHTS**

- 🏆 **2018:** Appeared in the National League Wild Card Game vs. Colorado...swiped second base and scored the tying run in the eighth inning after entering as a pinch-runner.
- 🏆 **2015:** Made two pinch-running appearances during the postseason, recording one steal...he swiped second base in Game 4 of the ALDS at Houston, but was thrown out trying to steal third in the same game.
- 🏆 **2014:** Appeared in six postseason games, recording three steals and scoring two runs.
- 🏆 Recorded stolen bases in the first two games of the ALDS vs. the Angels...scored the go-ahead run in Game 2 of the ALCS vs. the Orioles on Alcides Escobar's RBI double.

**MISCELLANEOUS NOTES**

- 🏆 **Terrance J. Gore** resides in Panama City, Fla., with wife, Britney and son, Zane Patrick...participated in 2015 Royals Caravan as well as FanFest in 2015, 2016 and 2019.
- 🏆 Played one season at Gulf Coast Community College in Panama City, Fla. (2011), where he hit .330 with 51 stolen bases in 54 attempts...theft total ranks second in a single season at the school.
- 🏆 Graduated from Jones County High School in Gray, Ga., in 2010...batted .474 as a senior with 49 steals...recorded 145 stolen bases during his high school career.

**CAREER BATTING**

YEAR	CLUB	AVG	G	AB	R	H	2B	3B	HR	RBI	SAC	SF	HP	BB	SO	SB	CS	OBP	SLG	E
2011	Surprise	.340	35	94	22	32	2	2	0	16	1	1	4	15	21	17	0	.447	.404	2
2012	Burlington	.256	61	227	*50	58	4	2	0	13	4	0	9	36	52	*36	2	.379	.291	6
2013	Lexington	.215	128	455	76	98	6	3	0	24	5	0	19	62	120	*68	8	.334	.242	5
2014	Wilmington	.218	89	252	34	55	8	1	0	15	9	2	4	20	66	36	4	.284	.258	2
	Omaha	.250	17	20	8	5	0	0	0	0	3	0	1	2	4	11	3	.348	.250	1
	KANSAS CITY	.000	11	1	5	0	0	0	0	0	0	0	1	0	0	5	0	.500	.000	0
2015	Northwest Arkansas	.284	85	222	42	63	4	1	0	16	8	0	3	26	50	39	2	.367	.311	5
	KANSAS CITY	.000	9	3	1	0	0	0	0	0	0	0	1	0	1	3	0	.250	.000	0
2016	KANSAS CITY	.000	17	3	6	0	0	0	0	0	0	0	0	0	1	11	2	.000	.000	0
	Northwest Arkansas	.233	88	253	31	59	2	1	0	11	*19	0	4	26	58	*44	5	.314	.249	2
2017	KANSAS CITY	.000	12	4	2	0	0	0	0	0	0	0	0	1	2	2	2	.200	.000	0
	Northwest Arkansas	.254	19	59	9	15	1	0	0	1	1	0	0	2	13	8	0	.279	.271	0
	Omaha	.247	65	166	29	41	3	3	1	10	5	2	3	16	38	13	3	.321	.319	4
2018	Omaha	.211	67	142	26	30	2	2	0	5	7	0	2	17	36	16	4	.304	.254	3
	Iowa Cubs	.118	11	34	6	4	0	0	0	0	0	1	2	13	5	1	.189	.118	0	
	CHICAGO (NL)	.200	14	5	5	1	0	0	0	0	0	0	0	0	1	6	0	.200	.200	0
	Minor League Totals	.239	665	1924	333	460	32	15	1	111	62	5	50	224	471	293	32	.333	.273	30
	Major League Totals	.062	63	16	19	1	0	0	0	0	0	0	2	1	5	27	4	.211	.062	0

\*-Led League

**POSTSEASON BATTING**

YEAR	SERIES	vs. OPP	AVG	G	AB	R	H	2B	3B	HR	RBI	SH	SF	HP	BB	SO	SB	CS	E	
2014	WC	vs. OAK	.000	1	0	0	0	0	0	0	0	0	0	0	0	0	0	1	0	0
	ALDS	vs. LAA	.000	2	0	0	0	0	0	0	0	0	0	0	0	0	0	2	0	0
	ALCS	vs. BAL	.000	2	0	1	0	0	0	0	0	0	0	0	0	0	0	0	0	0
	WS	vs. SF	.000	1	0	1	0	0	0	0	0	0	0	0	0	0	0	0	0	0
2015	ALDS	vs. HOU	.000	1	0	0	0	0	0	0	0	0	0	0	0	0	0	1	1	0
	ALCS	vs. TOR	.000	1	0	0	0	0	0	0	0	0	0	0	0	0	0	0	0	0
	Division Series Totals		.000	3	0	0	0	0	0	0	0	0	0	0	0	0	0	3	1	0
	Championship Series Totals		.000	3	0	1	0	0	0	0	0	0	0	0	0	0	0	0	0	0
	Postseason Totals		.000	8	0	2	0	0	0	0	0	0	0	0	0	0	0	4	1	0

**CAREER FIELDING**

Position	Pct.	G	TC	PO	A	E	DP
Outfield	1.000	17	9	9	0	0	0

**SINGLE GAME BESTS**

STOLEN BASES
2 Sept. 9, 2015 vs. MIN
Sept. 7, 2016 @ MIN
Sept. 27, 2016 vs. MIN
Sept. 8, 2018 @ WAS



**#62 CONNER GREEN**  
 R I G H T - H A N D E D P I T C H E R

**BATS  
RIGHT**

**THROWS  
RIGHT**

**HEIGHT  
6-3**

**WEIGHT  
200**

**BORN: APRIL 4, 1995 | 23 | SANTA MONICA, CALIF.**

**CLAIMED: OFF WAIVERS FROM ST. LOUIS | NOV. 26, 2018**

**MLB SERVICE: 0 DAYS**

**2018 SEASON**

- 👑 Split the season between Springfield (AA) and Memphis (AAA), being promoted to Triple-A on June 4... combined to go 4-5 with a 4.09 ERA (40 ER in 88.0 IP) in 40 appearances (10 starts).
- 👑 Selected as a Texas League mid-season All-Star, but did not pitch in the game due to his promotion to Triple-A.
- 👑 All 10 of his starts came with Springfield...collected a

season-high eight strikeouts over 6.0 scoreless innings in a 5-0 victory over Midland on April 14.

- 👑 All 29 of his appearances with Memphis came out of the bullpen...posted a 1.64 ERA (2 ER in 11.2 IP) and a .194 opponents average over eight July appearances.
- 👑 Between his two stops, held left-handed batters to a .139 average (21-for-151) with just five extra-base hits.

**HONORS AND AWARDS**

- 👑 2018 Texas League midseason All-Star
- 👑 2017 Eastern League midseason All-Star
- 👑 2016 Florida State League midseason All-Star
- 👑 2015 MiLB.com Organization All-Star

**CAREER HIGHLIGHTS**

- 👑 Claimed off waivers by the Royals on Nov. 26, after being designated for assignment by St. Louis.
- 👑 **2017:** Pitched the entire season at New Hampshire (AA), leading the Eastern League in walks (83) and tying for the league-lead in wild pitches (13).
- 👑 Selected to the Eastern League All-Star Game, tossing 2.0 scoreless innings and allowing two hits with four strikeouts.
- 👑 Acquired by St. Louis along with RHP Dominic Leone in exchange for OF Randal Grichuk on Jan. 19.
- 👑 **2016:** Set career highs in games started (27) and innings (146.1), splitting the year between Dunedin (A) and New Hampshire.
- 👑 Threw his first professional shutout, blanking Harrisburg on four hits over 7.0 innings in a 1-0 triumph on July 26.
- 👑 Rated as the No. 4 prospect in the Blue Jays' organization by *Baseball America* following the season.
- 👑 **2015:** Spent time at Lansing (A), Dunedin and New Hampshire...posted career highs in wins (12) and strikeouts (115), which ranked second and fourth among Blue Jays' minor league pitchers, respectively.
- 👑 Named a MiLB.com Organization All-Star and the No. 2 prospect in the Blue Jays' organization by *Baseball America*.
- 👑 Posted a career-high 26.0 consecutive scoreless innings between July 20-Aug. 18, being named Eastern League Pitcher of the Week on Aug. 14.

**MISCELLANEOUS NOTES**

- 👑 Full name is **James Conner Greene**...resides in Naples, Fla., during the offseasons.
- 👑 Graduated from Santa Monica (Calif.) High School, where he posted a 1.63 ERA and 76 strikeouts during his senior year.
- 👑 Signed a letter of intent to pitch at the College of Southern Nevada, but opted to sign with Toronto instead.
- 👑 Lists surfing as a hobby.
- 👑 Friends with actor Charlie Sheen and has appeared on the television series "Anger Management."

**CAREER TRANSACTIONS**

- 2013 Selected by the Toronto Blue Jays in the seventh round of the First-Year Player Draft
- 2018 Acquired by the St. Louis Cardinals with RHP Dominic Leone in exchange for OF Randal Grichuk, Jan. 19
- Claimed off waivers by the Kansas City Royals, Nov. 26

**CAREER PITCHING**

YEAR	CLUB	W-L	ERA	G	GS	CG	SHO	SV	IP	H	R	ER	HR	HB	BB	SO	WP	BK	AVG
2013	GCL Blue Jays	1-1	5.28	11	4	0	0	0	30.2	37	19	18	1	0	15	20	8	0	.308
2014	GCL Blue Jays	2-2	1.99	7	4	0	0	0	31.2	25	11	7	2	1	6	30	1	2	216
	Bluefield	1-2	4.23	6	5	0	0	0	27.2	26	16	13	1	1	12	21	0	0	250
2015	Lansing	7-3	3.88	14	14	0	0	0	67.1	75	32	29	4	3	19	65	4	0	285
	Dunedin	2-3	2.25	7	7	0	0	0	40.0	36	11	10	1	0	8	35	0	0	238
	New Hampshire	3-1	4.68	5	5	0	0	0	25.0	25	14	13	1	1	12	15	1	0	269
2016	Dunedin	4-4	2.90	15	15	0	0	0	77.2	74	36	25	5	3	38	51	4	2	252
	New Hampshire	6-5	4.19	12	12	1	1	0	68.2	57	36	32	5	3	33	48	6	1	224
2017	New Hampshire	5-10	5.29	26	25	0	0	0	132.2	141	86	78	7	4	83	92	13	1	275
2018	Springfield	4-3	4.44	11	10	0	0	0	48.2	43	29	24	1	4	32	43	9	0	242
	Memphis	0-2	3.66	29	0	0	0	0	39.1	33	21	16	2	4	31	26	6	0	243
<b>Minor League Totals</b>		<b>35-36</b>	<b>4.05</b>	<b>143</b>	<b>101</b>	<b>1</b>	<b>1</b>	<b>0</b>	<b>589.1</b>	<b>572</b>	<b>311</b>	<b>265</b>	<b>30</b>	<b>24</b>	<b>289</b>	<b>446</b>	<b>52</b>	<b>6</b>	<b>258</b>

**LAST TRADE BY CLUB**

Trades	Team	Last Trade	Players Acquired	Players Traded
13	Angels	04-04-18	Cash	Miguel Almonte
6	Astros	07-31-13	Justin Maxwell	Kyle Smith
13	Athletics	01-29-18	Heath Fillmyer, Jesse Hahn	Ryan Buchter, Brandon Moss
10	Blue Jays	03-21-18	Cash	Sam Gaviglio
13	Braves	08-31-15	Jonny Gomes	Luis Valenzuela
12	Brewers	07-27-18	Jorge López, Brett Phillips	Mike Moustakas
6	Cardinals	12-01-15	Tony Cruz	Jose Martinez
6	Cubs	12-07-16	Jorge Soler	Wade Davis
5	Diamondbacks	06-06-18	Elvis Luciano, Gabe Speier	Jon Jay
7	Dodgers	01-04-18	Erick Mejia, Trevor Oaks	Scott Alexander, Joakim Soria
9	Giants	11-07-11	Jonathan Sanchez, Ryan Verdugo	Melky Cabrera
5	Indians	08-25-03	Brian Anderson (Matt White)	Trey Dyson, Kieran Mattison
9	Mariners	01-06-17	Nate Karns	Jarrod Dyson
7	Marlins	11-28-14	Brian Flynn, Reid Redman	Aaron Crow
19	Mets	12-14-17	Burch Smith	Cash/Future Considerations
8	Nationals/Expos	07-22-18	Brian Goodwin	Jacob Condra-Bogan
10	Orioles	12-02-15	Cash	Francisco Pena
8	Padres	07-24-17	Ryan Buchter, Trevor Cahill, Brandon Maurer	Matt Strahm, Travis Wood
4	Phillies	06-05-01	Paul Byrd	Esteury Ruiz
1	Pilots	04-01-69	Lou Piniella	Jose Santiago
16	Pirates	07-29-15	Cash	Steve Whitaker, John Gelnar
10	Rangers	12-13-18	Chris Ellis	Joe Blanton
5	Rays	12-09-12	James Shields, Wade Davis, Elliot Johnson	Cash/Future Considerations
10	Red Sox	12-11-14	Jandel Gustave	Wil Myers, Mike Montgomery, Jake Odorizzi, Patrick Leonard
15	Reds	12-14-17	Brad Keller	Cash
7	Rockies	08-31-18	Jerry Vasto	Cash/Future Considerations
7	Tigers	07-20-11	Antonio Cruz, Julio Rodriguez	Drew Butera
2	Twins	08-11-14	Josh Willingham	Wilson Betemit
7	White Sox	07-30-17	Melky Cabrera	Jason Adam
6	Yankees	12-08-11	Cash	Andre Davis, A.J. Puckett
				Cesar Cabral

Major League Trades Only

**HOME RUNS BY A ROYALS PITCHER**

No.	Name	Date	Opponent	Pitcher	Inning
1.	Jim Rooker	July 7, 1969	at Minnesota	Jim Kaat	3rd
2.	Jim Rooker	July 7, 1969	at Minnesota	Jim Kaat	5th
3.	Jim Rooker	July 16, 1969	at California	Andy Messersmith	3rd
4.	Jim Rooker	September 1, 1969 (Gm. 1)	vs. Detroit	Mike Kilkenny	2nd
5.	Jim Rooker	July 24, 1970	at Cleveland	Rich Hand	2nd
6.	Jim York	July 24, 1971	at Cleveland	Alan Foster	4th
7.	Lance Clemons	August 31, 1971	at Milwaukee	Ken Sanders	8th
8.	Zack Greinke	June 10, 2005	at Arizona	Russ Ortiz	5th





**#75 KELVIN GUTIERREZ**  
INF I E L D E R

<b>BATS</b> RIGHT	<b>THROWS</b> RIGHT	<b>HEIGHT</b> 6-2	<b>WEIGHT</b> 215
<b>BORN: AUG. 28, 1994   24   SAN FRANCISCO DE MACORIS, D.R.</b>			

ACQUIRED: TRADE WITH WASHINGTON | JUNE 18, 2018

MLB SERVICE: 0 DAYS

**2018 SEASON**

- Acquired by the Royals from Washington, along with OF Blake Perkins and RHP Yohanse Morel, in exchange for RHP Kelvin Herrera on June 18.
- Between Harrisburg (AA) and Northwest Arkansas (AA), batted .275/.329/.400 (130-for-472) with 14 doubles, six triples, 11 homers and 66 RBI in a career-high 123 games...also collected 20 steals in 24 attempts.
- Batted .304 (35-for-115) over his final 32 games, which included posting a .393 on-base percentage in that span.
- Established a career-high with five RBI and matched a season high with seven total bases (triple, homer) vs. Arkansas on July 25.
- Entered the season with the "Best Infield Arm" in Washington's minor league system according to *Baseball America*...also named the Royals' No. 17 prospect by MLB.com Pipeline following the season.
- Played in 18 games for Gigantes del Cibao in the Dominican Winter League.

**HONORS AND AWARDS**

- 2017 Carolina League midseason All-Star
- 2016 South Atlantic League midseason/postseason All-Star
- 2015 New York-Penn League midseason All-Star

**CAREER HIGHLIGHTS**

- 2017:** Batted .278/.340/.408 (71-for-255) in 68 games between Potomac and a 10-game rehab stint with the Gulf Coast Nationals.
- Named a Carolina League mid-season All-Star, but did not play in the game after going on the disabled list June 10...was not activated from the DL until after the season.
- Following the season, hit .350 (14-for-40) with a triple, a homer and nine RBI in 13 games for Mesa in the Arizona Fall League.
- Named the Nationals' No. 12 prospect by MLB.com Pipeline.
- 2016:** Spent a majority of the season with Hagerstown
- (A), but also played 10 games at Potomac (A) and nine at Auburn (A)...hit a combined .296/.349/.401 (132-for-446) with 23 doubles, six triples, four homers and 25 steals.
- Named a South Atlantic League All-Star with Hagerstown, but did not play due to injury.
- His .300 average at Hagerstown ranked fifth in the South Atlantic League, while his overall average (.296) ranked fourth among Nationals' farmhands.
- Tabbed the "Best Defensive Third Baseman" in the South Atlantic League by *Baseball America* following the season.
- 2015:** Named a New York-Penn League All-Star.

**MISCELLANEOUS NOTES**

- Full name is **Kelvin Manuel Gutierrez**...resides in San Francisco de Macoris, Dominican Republic during the offseason.

**CAREER BATTING**

YEAR	CLUB	AVG	G	AB	R	H	2B	3B	HR	RBI	SAC	SF	HP	BB	SO	SB	CS	OBP	SLG	E
2013	Dominican Nationals	.255	60	208	35	53	13	2	0	23	1	1	2	23	36	9	2	.333	.337	18
2014	GCL Nationals	.286	53	192	27	55	6	3	0	25	0	2	1	23	29	4	6	.362	.349	11
2015	Auburn	.305	62	239	31	73	21	1	1	30	1	1	4	16	52	2	0	.358	.414	21
2016	Hagerstown	.300	96	377	58	113	19	6	3	48	2	6	3	29	65	19	7	.349	.406	21
	Auburn @	.323	9	31	5	10	3	0	0	6	0	1	0	3	5	4	0	.371	.419	1
	Potomac	.237	10	38	7	9	1	0	1	2	1	0	2	3	5	2	2	.326	.342	3
2017	Potomac	.288	58	222	34	64	10	6	2	16	0	2	2	19	59	3	0	.347	.414	5
	GCL Nationals@	.212	10	33	6	7	3	1	0	1	0	0	0	4	7	2	0	.297	.364	1
2018	Harrisburg	.274	58	230	36	63	6	3	5	26	0	2	1	16	62	10	1	.321	.391	13
	Northwest Arkansas	.277	65	242	29	67	8	3	6	40	0	0	2	20	46	10	3	.337	.409	10
	<b>Minor League Totals</b>	<b>.284</b>	<b>481</b>	<b>1812</b>	<b>268</b>	<b>514</b>	<b>90</b>	<b>25</b>	<b>18</b>	<b>217</b>	<b>5</b>	<b>15</b>	<b>17</b>	<b>156</b>	<b>366</b>	<b>65</b>	<b>21</b>	<b>.344</b>	<b>.391</b>	<b>104</b>

@-Minor League Injury Rehab

**CAREER TRANSACTIONS**

- 2013 Signed by the Washington Nationals as a non-drafted free agent, April 10...signed by Modesto Ulloa
- 2018 Acquired by the Kansas City Royals with OF Blake Perkins and RHP Yohanse Morel in exchange for RHP Kelvin Herrera, June 18



**#32 JESSE HAHN**  
RIGHT-HANDED PITCHER

BATS  
RIGHT

THROWS  
RIGHT

HEIGHT  
6-5

WEIGHT  
205

BORN: JULY 30, 1989 | 29 | NORWICH, CONN.

ACQUIRED: TRADE WITH OAKLAND | JAN. 29, 2018

MLB SERVICE: 3 YEARS, 76 DAYS

**2018 SEASON**

- Did not pitch in the Major Leagues after suffering a sprained ulnar collateral ligament (UCL) during spring training...placed on the 60-day D.L. on March 6.
- Made six appearances across three rehab assignments in July and August, tossing 6.0 scoreless innings, allowing

- four hits, two walks and four strikeouts.
- Acquired by the Royals with RHP Heath Fillmyer from Oakland in exchange for LHP Ryan Buchter, INF/OF Brandon Moss and cash considerations, Jan. 29.

**HONORS AND AWARDS**

- First MLB win: June 14, 2014 at New York Mets
- 2013 Florida State League midseason All-Star

**CAREER HIGHLIGHTS**

- 2017:** Made 13 starts (14 appearances) with Oakland, going 3-6 with a 5.30 ERA (41 ER in 69.2 IP) with 27 walks and 55 strikeouts...placed on the 10-day disabled list on May 27 with a strained right triceps.
- Held opponents to just four home runs in 69.2 big league innings (0.52 HR/9), with his home run rate ranking second in the AL (min. 65.0 IP)...had a streak of 49.2 consecutive innings in the Majors without allowing a homer, from the sixth inning on April 19 to the first inning on June 22.
- Tossed a season-best 8.0 shutout innings at Angel Stadium on April 25, allowing just one hit...however, he took a no-decision in a 2-1 A's loss in 11 innings, becoming the first Oakland hurler to take a no-decision with 8.0 scoreless frames and allow one hit or less.
- 2016:** Had four stints with Oakland, going 2-4 with a 6.02 ERA (31 ER in 46.1 IP) in nine starts.
- Combined with former Royal Ryan Madson and John Axford on a four-hit shutout, blanking Houston, 2-0 on April 30...allowed three hits over 6.2 scoreless frames with two walks and four strikeouts in his season debut.
- Dropped his last eight decisions between Oakland and Nashville, posting a 6.67 ERA (44 ER in 59.1 IP)...during that stretch, he took a no-decision despite allowing one run over a season-best 7.2 innings vs. Tampa Bay on July 24, in a 3-2 A's win.
- 2015:** Made Oakland's Opening Day roster for the first time in his career, but made just 16 starts due to injury.
- Held opponents to just five homers in 96.2 innings (0.47 HR/9), best in the AL (min. 90.0 IP)...using the same minimum, he also ranked third in the AL in opponents' slugging percentage (.324) and fifth in OPS (.623).
- Went 5-2 with a 2.42 ERA (14 ER in 52.0 IP) over his final eight starts, before being placed on the 15-day DL on July 11 (retroactive to July 6) with a right forearm strain and missed the remainder of the season.
- Threw a four-hit shutout in a 4-0 win vs. Detroit on May 25, becoming the first A's pitcher to record a shutout on Memorial Day since Dick Fowler and Joe Coleman did it both ends of a 1947 doubleheader vs. New York...according to Elias, he was the first A's pitcher to record a shutout in a game in which his team made at least three errors since Diego Segui did it for the Kansas City A's on June 15, 1965 vs. California.
- 2014:** Made his Major League debut with San Diego, going 7-4 with a 3.07 ERA (25 ER in 73.1 IP) in 14 appearances (12 starts)...his seven wins tied for third among NL rookies, trailing only Jacob deGrom and Chase Anderson (nine each).
- His 36 strikeouts through his first five career games (June 3-30) were most by any Padres player to begin a career...according to STATS, his 36 strikeouts tied for eighth most since 1914 by a NL pitcher through his first five career games.
- Earned seven wins through his first nine starts in the Majors, most in Padres history and tied for the third most by a Major League pitcher since 1914, behind only Boston's Boo Ferriss in 1945 and the White Sox John Whitehead in 1935, both of which had eight wins through nine career starts.
- Had a 55.0-inning homerless streak from June 14 to Aug. 5, the fourth-longest homerless streak by a rookie in Padres history.
- Hadn't pitched above High-A before the season started, but went 2-1 with a 2.20 ERA (8 ER in 32.2 IP) in his first 10 appearances (seven starts) at San Antonio (AA) to begin the season, before making his Major League debut on June 3 vs. San Diego.
- Recorded a career-high nine strikeouts in 5.0 scoreless innings on June 30 vs. Cincinnati, including a stretch of seven consecutive outs recorded via strikeout, becoming the first Padres rookie to record seven consecutive outs via strikeout since at least 1974.

- Went 3-1 with a .172 opponents' average (15-for-87) and .230 slugging percentage in four July starts with San Diego, the lowest marks in franchise history during the month of July.
- Following the season, was acquired by Oakland with RHP R.J. Alvarez from San Diego in exchange for RHP Seth Streich and C Derek Norris.
- 2013:** Earned Florida State League midseason All-Star honors, going 2-1 with a 2.15 ERA (16 ER in 67.0 IP) and .218 opponents' average in 19 starts with Charlotte (A).
- Allowed just one homer in 69.0 innings, a solo shot in an 8-1 win at Clearwater on July 14...the HR was the first allowed of his career, snapping a career-opening 30-start,

112.0-inning, 455-batter homerless streak.

- Following the 2013 season, acquired by San Diego with LHP Alex Torres from Tampa Bay in exchange for RHP Matt Andriese, Brad Boxberger, RHP Matt Lollis, INF Logan Forsythe and INF Maxx Tissenbaum.
- 2012:** Went 2-2 with a 2.77 ERA (16 ER in 52.0 IP) in 14 starts in his pro debut with Hudson Valley (A)...named New York-Penn League Pitcher of the Week in consecutive weeks (Aug. 20-27).
- 2011:** Missed the entire season while recovering from Tommy John surgery, which was performed by Dr. James Andrews in 2010.

## MISCELLANEOUS NOTES

- Full name is **Jesse Allen Hahn**...resides in Groton, Conn., with wife, Jessica.
- Graduated from Fitch High School (Conn.), where he also played basketball for two years and football for one...in 40.0 innings pitched as a senior, went 5-1 with 65 strikeouts (14.6 K/9) and just six walks, with one no-hitter and three one-hitters...set a state record by

posting a 0.17 ERA (min. 35.0 IP)...earned Pitcher of the Year, all-state, all-area and All-Eastern Connecticut Conference honors.

- Attended Virginia Tech, where he pitched three seasons for the Hokies...enjoyed his best season as a junior (2010), going 5-4 with a 3.70 ERA in 13 starts.

## CAREER PITCHING

YEAR	CLUB	W-L	ERA	G	GS	CG	SHO	SV	IP	H	R	ER	HR	HB	BB	SO	WP	BK	AVG
2012	Hudson Valley	2-2	2.77	14	14	0	0	0	52.0	38	18	16	+0	2	15	55	2	0	.199
2013	Charlotte	2-1	2.15	19	19	0	0	0	67.0	55	20	16	1	3	18	63	8	0	.218
	GCL Rays@	0-0	0.00	1	1	0	0	0	2.0	4	1	0	0	0	0	4	0	0	.364
2014	San Antonio	2-1	1.91	13	10	0	0	0	42.1	34	13	9	1	1	15	38	0	1	.221
	SAN DIEGO	7-4	3.07	14	12	0	0	0	73.1	57	26	25	4	4	32	70	4	0	.214
2015	OAKLAND	6-6	3.35	16	16	1	1	0	96.2	88	46	36	5	8	25	64	7	0	.238
2016	Nashville	1-7	4.32	15	15	0	0	0	66.2	72	36	32	4	3	34	46	3	0	.276
	OAKLAND	2-4	6.02	9	9	0	0	0	46.1	57	32	31	8	0	19	23	2	0	.313
2017	OAKLAND	3-6	5.30	14	13	0	0	0	69.2	78	46	41	4	3	27	55	2	0	.283
	Stockton@	0-0	3.38	1	1	0	0	0	5.1	4	2	2	1	0	1	4	1	0	.211
	Nashville@	2-0	4.32	6	5	0	0	0	25.0	28	14	12	1	0	14	18	4	0	.289
2018	Surprise@	0-0	0.00	2	1	0	0	0	2.0	1	0	0	0	0	0	2	0	0	.167
	Northwest Arkansas@	0-0	0.00	3	2	0	0	0	3.1	2	0	0	0	1	2	0	1	0	.200
	Omaha@	0-0	0.00	1	0	0	0	0	0.2	1	0	0	0	0	0	2	0	0	.333
<b>Minor League Totals</b>		9-11	2.94	75	68	0	0	0	266.1	239	104	87	8	10	99	232	19	1	.238
<b>Major League Totals</b>		18-20	4.19	53	50	1	1	0	286.0	280	150	133	21	15	103	212	15	0	.256

+ - Tied for league lead; @ - Minor League Injury Rehab

## CAREER TRANSACTIONS

- 2010 Selected by the Tampa Bay Rays in the sixth round of the First-Year Player Draft...signed by Lou Wieben (Rays)
- 2014 Acquired by the San Diego Padres with RHP Alex Torres from Tampa Bay in exchange for RHP Matt Andriese, RHP Brad Boxberger, RHP Matt Lollis, INF Logan Forsythe and INF Maxx Tissenbaum, Jan. 22
- Acquired by the Oakland Athletics with RHP R.J. Alvarez from San Diego in exchange for RHP Seth Streich and C Derek Norris, Dec. 18
- 2015 Placed on the 15-day disabled list (right forearm strain), July 11...transferred to the 60-day DL, Sept. 1...reinstated, Nov. 3
- 2016 Placed on the 15-day disabled list (strained right shoulder), Aug. 5...reinstated, Sept. 1
- 2017 Placed on the 10-day disabled list (strained right triceps), May 27...reinstated, June 6
- 2018 Acquired by the Kansas City Royals with RHP Heath Fillmyer from Oakland in exchange for LHP Ryan Buchter INF/OF Brandon Moss and cash considerations, Jan. 29
- Placed on the 60-day disabled list (sprained right UCL), March 6...reinstated Nov. 2

## CAREER BATTING/FIELDING

	Avg.	AB	H	HR	RBI	Position	Pct.	G	TC	PO	A	E	DP
MLB Totals	.077	26	2	0	1	Pitcher	.954	39	50	16	31	3	2

## SINGLE GAME BESTS

### STRIKEOUTS

- 9 June 30, 2014 vs. CIN
- 8 June 24, 2014 @ SF

### INNINGS PITCHED

- 9.0 May 25, 2015 vs. DET (SHO)
- 8.0 April 25, 2017 @ LAA

### COMPLETE GAMES/SHUTOUTS

- May 25, 2015 vs. Detroit

### WINNING STREAK

- 4 June 14-30, 2014



**#6 BILLY HAMILTON**  
O U T F I E L D E R

<b>BATS</b> SWITCH	<b>THROWS</b> RIGHT	<b>HEIGHT</b> 6-1	<b>WEIGHT</b> 160
-----------------------	------------------------	----------------------	----------------------

BORN: **SEPT. 9, 1990** | **28** | **COLLINS, MISS.**

SIGNED: **MAJOR LEAGUE FREE AGENT** | **DEC. 11, 2018**

MLB SERVICE: **5 YEARS, 28 DAYS**

**2018 SEASON**

- 👑 Appeared in a career-high 153 games with Cincinnati, batting .236/.299/.327 with 16 doubles, nine triples, four homers and a career high 46 walks...ranked second in the National League with 34 steals, the fifth-straight season he's finished second in the NL in the steals.
- 👑 A finalist for a *Rawlings* Gold Glove for a fifth-straight season (2014-18).
- 👑 His nine triples ranked tied for second in the NL, trailing only Arizona's Ketel Marte (12)...his total was two shy of his career-best 2017 mark, while his 20 over the last two years are second-most in the Majors behind Charlie Blackmon (21).
- 👑 Led the National League with 12 outfield assists, while his total tied for the Major League lead, matching Boston's Andrew Benintendi and Seattle's Mitch Haniger...he was one shy of his career-high total (13), set in 2017.
- 👑 Batted .306 (20-for-78) during the month of August, his highest average in a month since hitting .327 (36-for-110) in June 2014 (min. 75 PA).
- 👑 Recorded his 50th career multi-steal game on April 10 at

Philadelphia, swiping second base twice...it was the first of seven multi-theft contests, recording three steals twice and two stolen bases five times.

- 👑 Collected his fourth career walk-off RBI on May 19 vs. the Cubs, drawing a bases loaded walk in the 11th inning off Justin Wilson in a 5-4 triumph.
- 👑 On May 26 at Coors Field, timed at 10.39 seconds from home plate to third base, the fastest triple in the Majors since Statcast started tracking this in 2015.
- 👑 Saw his first action in right field on July 8 at Wrigley Field...entered the game in the 10th inning after LF Adam Duvall moved to the infield and RF Scott Schebler moved to Duvall's vacated position.
- 👑 Set a career-high with two triples on Aug. 19 vs. San Francisco...he was one of just 11 players to collect two triples in a game during the 2018 season.
- 👑 Blasted his third career leadoff home run on Aug. 29 vs. Milwaukee, off Freddy Peralta...all three of his leadoff dingers have come against the Brewers, including June 27, 2017 off Junior Guerra (at Great American Ballpark) and June 15, 2014 off Marco Estrada (at Miller Park).

**HONORS AND AWARDS**

- 👑 2014 *Baseball America* MLB All-Rookie Team
- 👑 **First MLB home run:** April 29, 2014 vs. Chicago Cubs, solo shot off Jeff Samardzija
- 👑 2013 International League midseason/postseason All-Star
- 👑 **First MLB hit:** Sept. 8, 2013 at Houston, double off Brad Peacock
- 👑 2013 *Baseball America* Class High-A All-Star
- 👑 2012 Arizona Fall League "Rising Star"
- 👑 2012 *Baseball America* Minor League All-Star
- 👑 2012 *Baseball Digest* Minor League Player of the Year
- 👑 2012 *Topps* California League Player of the Year/Class A All-Star
- 👑 2012 California League Most Valuable Player
- 👑 2012 California League midseason/postseason All-Star
- 👑 Two-time Sirius XM All-Star Futures Game selection (2012-13)
- 👑 Four-time MiLB.com Organization All-Star (2010-13)
- 👑 2011 Midwest League postseason All-Star
- 👑 2010 *Topps* Short-Season/Rookie All-Star
- 👑 2010 Pioneer League postseason All-Star

**CAREER HIGHLIGHTS**

- 👑 Signed with Kansas City as a Major League free agent on Dec. 11, 2018, a one-year deal with a mutual option for the 2020 season.
- 👑 Since his debut on Sept. 3, 2013, his 277 stolen bases are tops among all Major League players entering 2019, 31 more than Dee Gordon (246), who is second...his stolen base total ranked fifth on the Reds' career list since 1900.
- 👑 His 52 career outfield assists (all in center field) are the second-most in the Majors since his debut date, trailing only Starling Marte (56), while they're the most by a

center fielder.

- 👑 **2017:** Established career highs in runs (85), hits (144), triples (11), stolen bases (59) and matched a career high in multi-hit games (37)...ranked second in the NL in triples and steals and was fourth in hardest to GDP (116.4 AB/GIDP).
- 👑 Also set a career-high with 13 outfield assists, which ranked second in the Majors behind teammate Adam Duvall's 15 assists...was a finalist for a *Rawlings* Gold Glove for the fourth-straight season.



- 🏆 Recorded multiple thefts in nine games, including three contests with three steals: May 1 vs. Pittsburgh; July 8 at Arizona and Aug. 11 at Milwaukee.
- 🏆 His chase for the NL stolen base crown was hampered in September when he missed 13 games with a fractured left thumb (Sept. 7-21), which he suffered on a bunt attempt on Sept. 6 vs. Milwaukee...he led the Majors with 58 thefts at the time of his injury, nine ahead of Miami's Dee Gordon (49), but finished the season one behind Gordon...it marked the third time in as many seasons (2015-17) that he suffered an injury in September, while leading the Majors in steals.
- 🏆 Collected his second career walk-off RBI, plating the game-winning run in a 4-3 win with a double off Daniel Hudson in the 10th inning vs. Pittsburgh on May 1.
- 🏆 Recorded his 200th career steal on May 4 vs. Pittsburgh, in his 424th career game...he was the fourth-fastest to 200 thefts by any Major League player since 1900, behind Vince Coleman (280 games), Tim Lincecum (361) and Rickey Henderson (366).
- 🏆 Scored at least one run in 11 consecutive games (April 30-May 11), which was the longest streak by a Reds hitter since Bip Roberts (also 11) in 1992...it was also the second-longest streak of its kind in the Majors in 2017, behind only Aaron Judge (12-straight, Sept. 9-22).
- 🏆 On May 5, became the first Major League player in 22 years to produce 3+ hits, 4+ runs, 2+ steals, 1+ triple, 2+ RBI in the same game, doing it vs. San Francisco... Boston's John Valentin was the last to do it, June 13, 1995 at Toronto.
- 🏆 **2016:** Among National League players, ranked second in stolen bases (58), tied for second in sacrifices (11) and tied for seventh in outfield assists (9)...a finalist for a Rawlings Gold Glove for a third-straight season.
- 🏆 For a second-straight season, led the Majors in steals before suffering a season-ending injury, missing the final 27 games of the season due to a strained left oblique... suffered the injury on Sept. 4 vs. St. Louis.
- 🏆 Collected 14 multi-steal games, which were a career single-season high and the most by a Reds player since Eric Davis established the modern club record with 20 in 1986...his multi-theft performances included a season-high four steals at Pittsburgh on Aug. 7...also tied the modern franchise record with two steals or more in three-straight games (Aug. 7-9).
- 🏆 **2015:** For the second-straight season was a finalist for a Rawlings Gold Glove...did not commit an error for the season, with his 1.000 fielding percentage tying for the Major League lead with seven other players (min. 150 chances).
- 🏆 Had two stints on the disabled list (Aug. 19-Sept. 7 and Sept. 24-end of the year) with a torn posterior labrum in his right shoulder...suffered the injury diving for a ball vs. Kansas City on Aug. 18...played in seven games between stints on the DL, making his last appearance of the year on Sept. 16 as a pinch-runner.
- 🏆 Through his last appearance of the year, led the Major Leagues with a career-high 57 stolen bases, but was passed by Miami's Dee Gordon on the next-to-last day of the season.
- 🏆 Tied the club record with five stolen bases on June 14 at Wrigley Field, matching Ryan Freel's five thefts at the Dodgers on July 27, 2005...he is the only Major League player with five steals or more in a game since Jacoby Ellsbury did it with Boston at Philadelphia on May 30, 2013.
- 🏆 In the five-steal game vs. the Cubs, recorded his 100th career theft in his 219th game, becoming the fastest to 100 career steals since Vince Coleman (135 games) in 1985.
- 🏆 His 44 steals prior to the All-Star break were the most in the Majors since Carl Crawford also had 44 steals before the break in 2009.
- 🏆 **2014:** Finished second in the BBWAA's National League Rookie of the Year voting, while also being a finalist for both the Players Choice Award as the NL's Outstanding Rookie and a Rawlings Gold Glove.
- 🏆 Became the fifth rookie since 1900 to produce at least 141 hits, 25 doubles, eight triples, 72 runs and 56 steals in a season, joining Ichiro Suzuki (2001), Tony Womack (1997), Juan Samuel (1984) and Benny Kauff (1914).
- 🏆 Led NL rookies in RBI (48), multi-hit games (37), runs, hits, total bases (200), doubles, steals and extra-base hits (39)...his 56 steals also ranked second in the National League overall, behind Dee Gordon (64).
- 🏆 Tops among NL center fielders in assists (10) and fielding percentage...his 10 outfield assists tied for second in the National League overall, behind the Dodgers' Yasiel Puig (15).
- 🏆 Named NL Rookie of the Month for June, batting .327 with three homers, 18 runs scored, 18 RBI and 14 steals.
- 🏆 Homered in consecutive plate appearances at Milwaukee, a solo shot off former Royal Will Smith in the eighth inning on June 14 and a leadoff blast off Marco Estrada on June 15...it marked his first leadoff homer and the only one by a Red in 2014.
- 🏆 Collected his first walk-off RBI in the second game of a July 8 doubleheader with the Cubs, singling off Hector Rondon in a 6-5 win.
- 🏆 **2013:** Made his Major League debut on Sept. 3, and recorded a MLB-best 13 stolen bases (in 14 attempts) from that point to the end of the season
- 🏆 Was on the Reds' postseason roster for the Wild Card Game vs. Pittsburgh, but did not play.
- 🏆 Became the only player in modern MLB history to record a stolen base in each of his first four games.
- 🏆 Became the only player since 1920 to record four steals in his first big league start, doing so on Sept. 18 at Houston...also the eighth player in MLB history to reach base five times in his first career start.
- 🏆 Named an International League All-Star, while with Louisville (AAA), where he led the league in steals (75)...also participated in the SiriusXM All-Star Futures Game for the second-straight year.
- 🏆 **2012:** Established a professional baseball single-season record with 155 stolen bases between Bakersfield (A) and Pensacola (AA)...named the California League's Most Valuable Player, a *Baseball America* Minor League All-Star, a Southern League All-Star, a *Topps* Class A All-Star and *Baseball Digest's* Minor League Player of the Year.
- 🏆 Participated in the SiriusXM All-Star Futures Game at Kauffman Stadium.
- 🏆 Received the Sheldon "Chief" Bender Award for the organization's Minor League Player of the Year... became the first player to win it in back-to-back years, also doing it in 2011.
- 🏆 **2011:** Led all minor league players with 103 steals in 135 games with Dayton (A)...named a Midwest League All-Star.

**MISCELLANEOUS NOTES**

- 👑 **Billy R. Hamilton** resides in Taylorsville, Miss. during the offseason.
- 👑 While at Taylorsville High School, was recruited to play wide receiver for Mississippi State University, but opted to sign with the Reds instead.
- 👑 Participated in 2019 RoyalsFan Fest.

**CAREER BATTING**

YEAR	CLUB	AVG	G	AB	R	H	2B	3B	HR	RBI	SAC	SF	HP	BB	SO	SB	CS	OBP	SLG	E
2009	GCL Reds	.205	43	166	19	34	6	3	0	11	2	1	0	11	47	14	3	.253	.277	9
2010	Billings	.318	69	283	61	90	13	*10	2	24	0	2	3	28	56	*48	9	.383	.456	10
2011	Dayton	.278	*135	*550	*99	153	18	9	3	50	4	3	1	52	133	*103	20	.340	.360	39
2012	Bakersfield	.323	82	337	79	109	18	9	1	30	2	1	2	50	70	*104	21	.413	.439	25
	Pensacola	.286	50	175	33	50	4	5	1	15	1	1	0	36	43	*51	16	.406	.383	6
2013	Louisville	.256	123	504	75	129	18	4	6	41	4	1	0	38	102	*75	*15	.308	.343	7
	CINCINNATI	.368	13	19	9	7	2	0	0	1	1	0	0	2	4	13	1	.429	.474	0
2014	CINCINNATI	.250	152	563	72	141	25	8	6	48	9	4	1	34	117	56	*23	.292	.355	2
2015	CINCINNATI	.226	114	412	56	93	8	3	4	28	9	4	1	28	75	57	8	.274	.289	0
	Pensacola@	.273	3	11	4	3	0	0	0	0	0	0	0	3	2	1	0	.429	.273	0
2016	CINCINNATI	.260	119	411	69	107	19	3	3	17	11	1	1	36	93	58	8	.321	.343	3
2017	CINCINNATI	.247	139	582	85	144	17	11	4	38	5	2	0	44	133	59	13	.299	.335	3
2018	CINCINNATI	.236	153	504	74	119	16	9	4	29	1	4	1	46	132	34	10	.299	.327	2
	Minor League Totals	.280	505	2026	370	568	77	40	13	171	13	9	6	218	453	396	84	.351	.377	96
	Major League Totals	.245	690	2491	365	611	87	34	21	161	36	15	4	190	554	277	63	.298	.333	10

\*-Led league; @-Minor League injury rehab

**CAREER TRANSACTIONS**

- 2009 Selected by the Cincinnati Reds in the second round of the First-Year Player Draft...signed by Tyler Jennings
- 2015 Placed on the 15-day disabled list (sprained right shoulder), Aug. 19...reinstated Sept. 7  
Placed on the 15-day disabled list (sprained right shoulder), Sept. 24...reinstated Oct. 5
- 2016 Placed on the 7-day concussion disabled list, June 10...reinstated June 16  
Placed on the 15-day disabled list (strained left oblique), Sept. 16...reinstated Oct. 3
- 2017 Placed on the 10-day disabled list (fractured left thumb), Sept. 7...reinstated Sept. 19
- 2018 Signed by the Kansas City Royals as a Major League free agent, Dec. 11

**HOME RUN INFORMATION**

**WALK-OFF (1)**

Sept. 4, 2017 vs. MIL (Hader)

**LEADOFF (3)**

June 15, 2014 @ MIL (Estrada)  
June 27, 2017 vs. MIL (Guerra)  
Aug. 29, 2018 vs. MIL (Peralta)

**WALK-OFF RBI (4)**

- 👑 July 8, 2014 vs. Chicago Cubs-2 (single off Rondon; 9th)
- 👑 May 1, 2017 vs. Pittsburgh, (double off Hudson; 10th)
- 👑 Sept. 4, 2017 vs. Milwaukee, (solo shot off Hader; 9th)
- 👑 May 19, 2018 vs. Chicago Cubs-1 (walk off Wilson; 11th)

**SINGLE GAME BESTS**

**HITS**

4 Aug. 13, 2015 @ LAD  
Aug. 29, 2018 vs. MIL

**DOUBLES**

2 (6x) Last: Sept. 2, 2018 @ STL

**TRIPLES**

2 Aug. 19, 2018 vs. SF

**RBI**

4 July 7, 2014 vs. CHC

**RUNS**

4 (2x) Last: May 5, 2017 vs. SF

**STOLEN BASES**

5 June 14, 2015 @ CHC  
4 (3x) Last: Aug. 7, 2016 @ PIT

**HITTING STREAKS**

12 June 10-24, 2014  
9 July 17-26, 2016  
May 14-23, 2017  
Aug. 6-17, 2018

**CAREER FIELDING**

Position	Pct.	G	TC	PO	A	E	DP
Outfield	.994	663	1618	1556	52	10	13



## #39 ARNALDO HERNANDEZ

R I G H T - H A N D E D P I T C H E R

BATS  
RIGHT

THROWS  
RIGHT

HEIGHT  
6-0

WEIGHT  
240

BORN: FEB. 9, 1996 | 23 | SAN FELIX, VENEZUELA

SIGNED: NON-DRAFTED FREE AGENT | SEPT. 18, 2012

MLB SERVICE: 0 DAYS

### 2018 SEASON

- Spent time at three different minor league affiliates, combining on a 12-5 record with a 3.96 ERA (61 ER in 138.2 IP), 44 walks and 105 strikeouts in 27 appearances (24 starts)...tied for the minor league lead with three complete games, which included two in nine starts at Omaha (AAA).
- His 12 victories tied for the most among Royals' farmhands while his strikeout total ranked fifth.
- Won four-straight starts at Wilmington (A), April 20-May 7, which included a pair of scoreless outings, on April 20 at Frederick (6.0 IP) and April 26 vs. Potomac (5.0 IP).
- After stints at Wilmington (April 4-June 17, June 19-28) and Northwest Arkansas (June 28-July 16), finished the season at Omaha, going 5-1 with a 3.55 ERA (23 ER in 58.1 IP) in 10 outings (nine starts)...went 3-0 with a 2.51 ERA (9 ER in 32.1 IP) in his six road outings (five starts).
- Tossed a pair of complete games with the Storm Chasers, a 4-1 victory over Round Rock (7.0 IP) on July 21 and a 3-1 triumph over Oklahoma City (9.0 IP) on Aug. 15...his 9.0 innings vs. OKC were a career-high and the first 9.0-inning complete game by an Omaha pitcher since Aaron Brooks in Game 5 of the 2014 PCL championship series.

### HONORS AND AWARDS

- 2015 Arizona League midseason All-Star

### CAREER HIGHLIGHTS

- 2017:** Spent a majority of the year at Lexington (A), but was promoted to Omaha (AAA) on Aug. 30.
- Recorded his first complete game (7.0 IP), a 5-2 win vs. West Virginia on July 31.
- His 5.33 K/BB ratio (64 K, 12 BB) was second-best among Royals minor league pitchers (min. 60 IP), trailing only Jakob Junis (5.73 K/BB).
- Suspended for the first 50 games of the season for violating the Minor League Drug Prevention and Treatment program...reinstated on May 29.
- 2016:** Among Pioneer League pitchers, ranked third in K/9 (8.02), tied for third in starts (14), fourth in BB/9 (2.29), fourth in innings (70.2) and fourth in strikeouts (63) with Idaho Falls (Rookie).
- 2015:** Spent a majority of the year with Surprise (Rookie), after opening the season with the Dominican Royals...also made one start at Idaho Falls...combined to go 8-4 with a 2.63 ERA (24 ER in 82.0 IP) with eight walks and 79 strikeouts.
- Led the Arizona League in strikeouts (68), earning Postseason All-Star honors...also topped the league in wins (7) and innings (67.0).

### MISCELLANEOUS NOTES

- Full name is **Arnaldo Jose Hernandez**...resides in Caroni, Venezuela during the offseason.
- Won youth national championship and MVP honors with Criolitos de Venezuela in 2012.

### CAREER PITCHING

YEAR	CLUB	W-L	ERA	G	GS	CG	SHO	SV	IP	H	R	ER	HR	HB	BB	SO	WP	BK	AVG
2014	Dominican Royals	1-1	2.55	7	3	0	0	1	17.2	13	8	5	1	5	7	19	0	0	.213
2015	Dominican Royals	1-0	0.82	2	2	0	0	0	11.0	13	1	1	0	0	0	8	0	0	.302
	Surprise	*7-3	2.82	14	10	0	0	0	*67.0	60	25	21	3	1	5	*68	6	1	.235
	Idaho Falls	0-1	4.50	1	1	0	0	0	4.0	5	6	2	1	1	3	3	2	0	.294
2016	Idaho Falls	5-2	5.86	14	14	0	0	0	70.2	99	54	46	7	2	18	63	9	0	.334
2017	Lexington	2-1	3.63	15	5	1	0	1	57.0	63	29	23	9	2	8	58	4	0	.278
	Omaha	1-0	1.74	2	2	0	0	0	10.1	9	2	2	0	0	4	6	1	0	.231
2018	Wilmington	6-4	4.22	14	12	1	0	0	64.0	77	31	30	3	1	19	53	5	0	.301
	Omaha	5-1	3.55	10	9	2	0	0	58.1	45	26	23	8	2	19	36	1	0	.210
	Northwest Arkansas	1-0	4.41	3	3	0	0	0	16.1	20	9	8	1	0	6	16	1	0	.323
<b>Minor League Totals</b>		<b>29-13</b>	<b>3.85</b>	<b>82</b>	<b>61</b>	<b>4</b>	<b>0</b>	<b>2</b>	<b>376.1</b>	<b>404</b>	<b>191</b>	<b>161</b>	<b>33</b>	<b>14</b>	<b>89</b>	<b>330</b>	<b>29</b>	<b>1</b>	<b>.275</b>

\* - Led league

### CAREER TRANSACTIONS

2012 Signed by the Kansas City Royals as a non-drafted free agent, Sept. 18...signed by Joelvin Gonzalez and Richard Castro

**#54 TIM HILL**  
LEFT-HANDED PITCHERBATS  
RIGHTTHROWS  
LEFTHEIGHT  
6-4WEIGHT  
205

BORN: FEB. 10, 1990 | 29 | MISSION HILLS, CALIF.

SELECTED: 32ND ROUND | 2014 DRAFT

MLB SERVICE: 1 YEAR, 0 DAYS

**2018 SEASON**

- Made his first Opening Day roster after being added to the 40-man roster during the previous offseason.
- Led American League rookies with 70 appearances, which were second-most by a Royals rookie, behind only Kelvin Herrera's 76 appearances in 2012.
- Did not allow a hit over his first seven appearances (6.2 IP), which was one appearance shy of matching the Major League record held by Jonathan Sanchez (2006) and Garry Roggenburk (1963), according to *Elias*.
- Earned his first big league win on June 2 vs. Oakland... allowed the tying run to score in the eighth inning, before Jorge Soler's go-ahead homer in the bottom of the inning.
- Recorded his first save on June 22 at Houston, retiring the side in order in the bottom of the ninth following Rosell Herrera's RBI triple in a 1-0 triumph.
- Inherited an American League high 51 baserunners, allowing just 15 to score (29.4%), for the sixth-best rate in the AL (min. 40 inherited runners).
- His 62.5% groundball rate ranked third among American League relievers, trailing only Zach Britton (72.1%) and teammate Kevin McCarthy (65.2%)...his 4.47 groundball-to-flyball ratio ranked second to Britton (6.67).
- Held left-handed batters to a .230 average (17-for-74) with just two extra-base hits...lefties hit just .204 against him (11-for-54) through Aug. 20...among MLB hurlers that faced at least 80 left-handed batters, only Taylor Rogers (0) and Shohei Ohtani (1) allowed fewer extra-base hits.
- Posted a 2.60 ERA (5 ER in 17.1 IP) and a .226 opponents' average (14-for-62) in his first 22 appearances (through May 31), but had a 10.80 ERA (14 ER in 11.2 IP) from June 1-July 24...beginning on July 26, 25 of his last 28 appearances were scoreless, a stretch in which he pitched to a 2.16 ERA (4 ER in 16.2 IP) and held opponents to a .215 average (14-for-65).
- Faced just one batter in 18 of his 70 appearances (25.7%), which tied for third most in the Majors, behind Jerry Blevins (20 of 64) and Oliver Perez (19 of 51).

**HONORS AND AWARDS**

- First MLB save: June 22, 2018 at Houston
- First MLB win: June 2, 2018 vs. Oakland

**CAREER HIGHLIGHTS**

- 2017:** Made 40 appearances combined between Wilmington (A) and Northwest Arkansas (AA), going 1-2 with a 4.26 ERA (35 ER in 74.0 IP)...set career highs in innings and strikeouts (84).
- Ranked second among Texas League relievers with a 9.78 K/9 ratio (75 K in 69.0 IP) and had the fifth-lowest BB/9 (2.22).
- Allowed just two home runs in 74.0 innings (0.24 HR/9), including a homerless streak of 50.2 innings from May 26-Aug. 30.
- Held left-handed batters to a .175 average (18-for-103) and just four extra-base hits (.214 SLG).
- 2016:** Opened the year with Wilmington (A), before making his Double-A debut with Northwest Arkansas on May 19...combined to go 2-4 with a 3.43 ERA (24 ER in 63.0 IP) and 62 strikeouts (8.9 K/9) in 44 appearances.
- 2015:** Diagnosed with colon cancer prior to the season and did not pitch professionally.
- 2014:** Made his professional debut, going 3-1 with a 1.64 ERA (4 ER in 22.0 IP) and 30 strikeouts (12.3 K/9) in 20 appearances between Idaho Falls (Rookie) and Lexington (A).
- Held opponents scoreless in 17 of his 20 outings... after suffering the loss, allowing two runs, in his first appearance, surrendered just two earned runs over his final 19 outings (0.84 ERA).

**MISCELLANEOUS NOTES**

- Timothy Hill** resides in Sylmar, Calif. during the offseason.
- Attended Bacone College (Okla.), where he was named NAIA Honorable Mention All-America in 2014, going 10-1 with a 1.89 ERA and 100 strikeouts...led the Sooner Athletic Conference in wins, ERA and strikeouts.
- Participated in 2019 Royals FanFest.



**CAREER PITCHING**

YEAR	CLUB	W-L	ERA	G	GS	CG	SHO	SV	IP	H	R	ER	HR	HB	BB	SO	WP	BK	AVG
2014	Idaho Falls	1-1	2.35	5	0	0	0	0	7.2	3	2	2	1	0	2	12	0	0	.115
	Lexington	2-0	1.26	15	0	0	0	8	14.1	4	2	2	1	2	7	18	0	0	.087
2015		Did Not Pitch																	
2016	Wilmington	0-2	4.42	13	0	0	0	0	18.1	19	9	9	3	4	7	14	1	0	.279
	Northwest Arkansas	2-2	3.02	31	0	0	0	1	44.2	41	17	15	6	0	17	48	0	1	.246
2017	Wilmington	0-0	5.40	4	0	0	0	0	5.0	6	3	3	0	0	5	9	0	0	.286
	Northwest Arkansas	1-2	4.17	36	0	0	0	4	69.0	76	36	32	2	1	19	75	2	0	.279
2018	KANSAS CITY	1-4	4.53	70	0	0	0	2	45.2	46	28	23	4	2	14	42	0	0	.257
<b>Minor League Totals</b>		<b>6-7</b>	<b>3.57</b>	<b>104</b>	<b>0</b>	<b>0</b>	<b>0</b>	<b>13</b>	<b>159.0</b>	<b>149</b>	<b>69</b>	<b>63</b>	<b>13</b>	<b>7</b>	<b>57</b>	<b>176</b>	<b>3</b>	<b>1</b>	<b>.248</b>
<b>Major League Totals</b>		<b>1-4</b>	<b>4.53</b>	<b>70</b>	<b>0</b>	<b>0</b>	<b>0</b>	<b>2</b>	<b>45.2</b>	<b>46</b>	<b>28</b>	<b>23</b>	<b>4</b>	<b>2</b>	<b>14</b>	<b>42</b>	<b>0</b>	<b>0</b>	<b>.257</b>

**CAREER TRANSACTIONS**

2014 Selected by the Kansas City Royals in the 32nd round of the First-Year Player Draft...signed by Chad Lee

**CAREER BATTING/FIELDING**

	Avg.	AB	H	HR	RBI	Position	Pct.	G	TC	PO	A	E	DP
MLB Totals	.000	1	0	0	0	Pitcher	1.000	70	19	3	16	0	0

**SINGLE GAME BESTS**

**STRIKEOUTS**

3 April 27, 2018 vs. CWS  
May 24, 2017 @ TEX

**INNINGS PITCHED**

2.0 April 27, 2018 vs. CWS  
1.2 April 17, 2018 @ TOR  
1.1 May 24, 2018 @ TEX

**LONGEST GAMES IN CLUB HISTORY**

Inn.	Date	Opp.	Venue	Score
18 (2x)	May 17, 1972	Texas	Royals Stadium	3-4
	June 6, 1991	Texas	Royals Stadium	4-3
17 (3x)	April 9, 1969	Minnesota	Municipal Stadium	4-3
	May 2, 1970	Cleveland	Municipal Stadium	4-3
	May 25, 1986	Chicago	Royals Stadium	2-1
16 (6x)	April 30, 1972 (1st)	Cleveland	Municipal Stadium	3-5
	August 27, 1972 (2nd)	at New York	Yankee Stadium	8-9
	May 28, 1979	Baltimore	Royals Stadium	5-4
	August 26, 1984	Chicago	Royals Stadium	6-5
	July 29, 1995	Detroit	Kauffman Stadium	5-4
	June 15, 1996	Baltimore	Kauffman Stadium	7-6
15 (12x)	May 30, 1969 (2nd)	New York	Municipal Stadium	4-5
	July 28, 1976	at California	Anaheim Stadium	3-2
	August 26, 1976	at Boston	Fenway Park	7-6
	August 25, 1977	at Milwaukee	County Stadium	4-3
	September 27, 1977 (1st)	at Oakland	Oakland Coliseum	2-4
	May 23, 1981	Minnesota	Royals Stadium	1-0
	April 12, 1989	Baltimore	Royals Stadium	4-5
	June 12, 1993	Chicago	Royals Stadium	1-2
	June 10, 1998	Milwaukee	Kauffman Stadium	6-9
	June 4, 2008	at Chicago	U.S. Cellular Field	4-6
	May 16, 2012	Baltimore	Kauffman Stadium	3-4
	June 17, 2012	at St. Louis	Busch Stadium	5-3



**#65 JAKOB JUNIS**  
R I G H T - H A N D E D P I T C H E R

<b>BATS</b> RIGHT	<b>THROWS</b> RIGHT	<b>HEIGHT</b> 6-3	<b>WEIGHT</b> 225
<b>BORN: SEPT. 16, 1992   26   JACKSONVILLE, ARK.</b>			

SELECTED: 29TH ROUND | 2011 DRAFT

MLB SERVICE: 1 YEAR, 87 DAYS

**2018 SEASON**

- ☛ Made the Opening Day roster for the first time and set career highs in starts (30), innings (177.0) and strikeouts (164), which all led the club.
- ☛ Posted a 2.19 walk rate (43 BB in 177.0 IP), which ranked eighth among qualifying American League starters...enjoyed a streak of 118 consecutive batters faced without issuing a walk, from Aug. 17 to Sept. 16.
- ☛ Set a single-season franchise record with 15 hit batsmen, topping Jeremy Guthrie's (14) 2014 total...hit three batters in a game twice – April 9 vs. Seattle and July 2 vs. Cleveland.
- ☛ Surrendered 32 home runs, which were third-most in the Majors behind Baltimore's Dylan Bundy (41) and former Royal James Shields (33)...however, he allowed just six homers over his final 10 starts (61.0 IP)...allowed 22 home runs at Kauffman Stadium, setting a club record.
- ☛ Matched a franchise record, allowing five home runs in his April 26 start vs. the White Sox, matching Chris Young (May 9, 2016 at Yankees) and Sean O'Sullivan (May 28, 2011 at Texas)...it was the first time any pitcher has allowed five home runs in a game at Kauffman Stadium.
- ☛ Opponents batted .246 (120-for-488) against him the first two times through the lineup, but hit .310 off him (62-for-200) after that.
- ☛ Became the first Royal to go 4-0 in a season vs. Detroit...posted a 1.95 ERA (8 ER in 37.0 IP) in five starts against the Tigers, which was the second-lowest season ERA by a Royal vs. Detroit, behind only Zack Greinke (1.00) in 2009, among pitchers that made at least five starts.
- ☛ Opened the season with 16.0-straight scoreless innings, marking the fourth-longest streak to begin a year in club history, behind only: Zack Greinke (24.0 IP) in 2009, Wade Davis (22.0 IP) in 2015 and Danny Jackson (18.0 IP) in 1985.
- ☛ Named Royals Pitcher of the Month for April, going 3-2 with a 3.34 ERA (12 ER in 32.1 IP) and a .181 opponents' average (21-for-116).
- ☛ Over his first seven starts, was 4-2 with a 3.18 ERA (16 ER in 45.1 IP)...however, from May 28-July 2, went 0-7 with a 7.59 ERA (34 ER in 40.1 IP), dropping seven consecutive starts.
- ☛ After a stint on the disabled list (lower back inflammation) from July 8-21, went 4-2 with a 3.35 ERA (28 ER in 75.1 IP) after his return.

**HONORS AND AWARDS**

- ☛ 2017 Omaha Pitcher of the Year
- ☛ 2016 Northwest Arkansas Pitcher of the Year
- ☛ First MLB win: May 9, 2017 at Tampa Bay
- ☛ 2016 Texas League midseason/postseason All-Star

**CAREER HIGHLIGHTS**

- ☛ Enters the season with 18 career victories, which are sixth-most by a Royal in his first two seasons, trailing only Bret Saberhagen (30), Mark Gubicza (24), Rich Gale (23), Dick Drago (20) and Steve Busby (19).
- ☛ **2017:** In his first big league campaign, went 9-3 with a 4.30 ERA (47 ER in 98.1 IP) in 20 appearances and 16 starts...his nine wins were one shy of the Angels' Parker Bridwell (10) for most among AL rookies and the most by a Royals rookie since the late Yordano Ventura won 14 games in 2014.
- ☛ According to *Elias Sports Bureau*, became the first Royals rookie to win at least two starts and two game in relief since Tom Gordon (1989)...went 7-3 in his 16 starts and 2-0 in his four relief appearances.
- ☛ Went 3-0 with a 3.43 ERA (17 ER in 44.2 IP) in nine appearances (seven starts) at home...became the first KC rookie to go 3-0 or better at home since Greg Holland went 4-0 at Kauffman in 2011.
- ☛ Issued just 20 walks in 93.0 innings for the fifth-best walk rate in the American League (1.94 BB/9)...from July 24-Sept. 4, issued just two walks over seven big league appearances (five starts), spanning 33.1 innings.
- ☛ Named Royals Pitcher of the Month for August, going 3-0 with a 2.96 ERA (9 ER in 27.1 IP), which was tops among AL rookies for the month (min. 4 starts)...became the fifth KC rookie to go 3-0 or better in a calendar month and first since Kevin Appier (5-0 in August 1990).
- ☛ Won five consecutive decisions over eight starts from Aug. 6 to Sept. 20, going 5-0 with a 2.42 ERA (13 ER in 48.1 IP), with five walks and 38 strikeouts...his eight straight starts without a loss matched the second-longest streak by a Royals rookie, trailing only Dennis Leonard (10 straight) in 1975, according to *Stats Inc.*
- ☛ Also made 12 starts at Omaha (AAA), going 3-5 with a 2.92 ERA (23 ER in 71.0 IP) to earn the club's Pitcher of the Year honors.

- Matched his minor league career high with 12 strikeouts over 7.0 scoreless innings on May 26 at Nashville, tying for the most by an Omaha pitcher since the club moved to the Pacific Coast League in 1998.
- 2016:** Named Northwest Arkansas (AA) Pitcher of the Year, posting the third-best ERA (3.25) in the Texas League...also ranked fourth in the league in WHIP (1.15), tied for fourth in wins (9), sixth in strikeouts (117) and tied for 10th in starts (21).
- Pitched a 1-2-3 fourth inning in the Texas League All-Star Game in Springfield, Mo., recording a pair of strikeouts...also named a postseason All-Star.
- Earned Texas League Pitcher of the Week honors on May 29, allowing one run on six hits over two starts (12.0 IP), which included a 4-1 win at Corpus Christi.

- Promoted to Omaha on Aug. 8 and finished the year with the Storm Chasers, going 1-3 with a 7.20 ERA over six starts.
- 2015:** Ranked among the Carolina League (A) leaders in several categories: tops in innings (155.2), second in strikeouts (123), tied for second in starts (26), third in WHIP (1.12) and fourth in opponents' average (.251).
- 2014:** Named Lexington (A) Pitcher of the Year, finishing eighth in the South Atlantic League in innings (136.0), tied for ninth in wins (9) and 10th in WHIP (1.28).
- Finished eighth in the Pioneer League (Rookie) in strikeouts (55) in his first full professional season...tallied a career-best 12 strikeouts over 7.0 innings on Aug. 13 in a 3-1 loss to Billings.

## MISCELLANEOUS NOTES

- Full name is **Jakob Benjamin Lee Junis**...resides in Phoenix, Ariz., with his wife, Brianne, daughter, Nelly and son, Jones...the couple is expecting their third child in July.
- Graduated from Rock Falls High School (Ill.), where he earned all-state honors in baseball and basketball as a senior...posted a 1.10 ERA with 93 strikeouts in 51.0

- innings and also hit .485 with 54 RBI in his final year.
- Played in tournaments in Japan and Puerto Rico with high school all-star teams.
- Bypassed a scholarship to play baseball at North Carolina State University when he signed with the Royals.

## CAREER PITCHING

YEAR	CLUB	W-L	ERA	G	GS	CG	SHO	SV	IP	H	R	ER	HR	HB	BB	SO	WP	BK	AVG
2012	Burlington	2-2	4.15	7	6	0	0	0	34.2	39	20	16	2	5	5	22	6	1	.283
2013	Idaho Falls	2-6	7.39	13	13	0	0	0	59.2	85	59	49	13	5	17	55	3	1	.328
2014	Lexington	9-8	4.30	26	22	0	0	0	136.0	136	74	65	16	10	38	109	6	1	.262
2015	Wilmington	5-11	3.64	26	26	0	0	0	*155.2	145	71	63	11	6	29	123	8	1	.251
	Northwest Arkansas	0-1	9.00	1	1	0	0	0	4.0	7	5	4	0	1	1	3	0	0	.412
2016	Northwest Arkansas	9-7	3.25	21	21	0	0	0	119.0	110	48	43	12	6	27	117	6	1	.246
	Omaha	1-3	7.20	6	6	0	0	0	30.0	39	24	24	6	4	7	26	4	0	.320
2017	Omaha	3-5	2.92	12	12	0	0	0	71.0	61	24	23	6	2	15	86	1	0	.227
	KANSAS CITY	9-3	4.30	20	16	0	0	0	98.1	101	52	47	15	9	25	80	3	1	.264
2018	KANSAS CITY	9-12	4.37	30	30	1	0	0	177.0	182	94	86	32	15	43	164	9	0	.265
<b>Minor League Totals</b>		<b>31-43</b>	<b>4.23</b>	<b>112</b>	<b>107</b>	<b>0</b>	<b>0</b>	<b>0</b>	<b>610.0</b>	<b>622</b>	<b>325</b>	<b>287</b>	<b>66</b>	<b>39</b>	<b>139</b>	<b>541</b>	<b>34</b>	<b>5</b>	<b>.265</b>
<b>Major League Totals</b>		<b>18-15</b>	<b>4.35</b>	<b>50</b>	<b>46</b>	<b>1</b>	<b>0</b>	<b>0</b>	<b>275.1</b>	<b>283</b>	<b>146</b>	<b>133</b>	<b>47</b>	<b>24</b>	<b>68</b>	<b>244</b>	<b>12</b>	<b>1</b>	<b>.264</b>

\*-Led league

## CAREER TRANSACTIONS

- 2011 Selected by the Kansas City Royals in the 29th round of the First-Year Player Draft...signed by Scott Melvin
- 2018 Placed on the 10-day disabled list (lower back inflammation), July 8...reinstated July 21

## CAREER BATTING/FIELDING

	Avg.	AB	H	HR	RBI	Position	Pct.	G	TC	PO	A	E	DP
MLB Totals	.000	5	0	0	0	Pitcher	.943	50	35	14	19	2	1

## SINGLE GAME BESTS

### STRIKEOUTS (STARTER)

9 June 3, 2018 @ OAK  
8 (4x) Last: Aug. 12, 2018 vs. STL

### STRIKEOUTS (RELIEVER)

3 Aug. 18, 2017 vs. CLE

### INNINGS PITCHED (STARTER)

9.0 Aug. 28, 2018 vs. DET (CG)  
8.0 (3x) Last: Sept. 10, 2018 vs. CWS

### INNINGS PITCHED (RELIEVER)

2.1 Aug. 18, 2017 vs. CLE

### WINNING STREAK

6 July 24-Sept. 20, 2017  
3 (2x) Last: Aug. 28-Sept. 29, 2018

### COMPLETE GAMES

Aug. 28, 2018 vs. Detroit

**#56 BRAD KELLER**  
RIGHT-HANDED PITCHERBATS  
RIGHTTHROWS  
RIGHTHEIGHT  
6-5WEIGHT  
250

BORN: JULY 27, 1995 | 23 | SNELLVILLE, GA.

ACQUIRED: TRADE WITH CINCINNATI | DEC. 14, 2017

MLB SERVICE: 1 YEAR

**2018 SEASON**

- 👑 Made the Opening Day roster for the first time, after being acquired on Dec. 14 from Cincinnati, who selected him from Arizona in the Rule 5 Draft.
- 👑 His 3.08 ERA (48 ER in 140.1 IP) was eighth best in the American League (min. 140 IP) and first among AL rookies (min. 100 IP).
- 👑 Voted Bruce Rich Pitcher of the Year by the Kansas City chapter of the BBWAA, becoming the youngest Royal to earn the honor since Zack Greinke (20) in 2004.
- 👑 Since 1977, only one pitcher in the American League has recorded more innings and a lower ERA in his first season: Michael Fulmer (3.06 ERA in 159 IP), in 2016, when he won AL Rookie of the Year.
- 👑 Of the 141 pitchers selected in the Major League phase of the Rule 5 Draft since its current system was adopted in 2006, only four have made at least 10 starts in the following season, including: Dylan Covey (12, White Sox in 2017), Luis Perdomo (20, Padres, 2016), Carlos Monasterios (13, Dodgers, 2010) and Brad Keller (20)... among the group, Keller's 3.08 ERA was by far the best, ahead of Monasterios (4.38).
- 👑 Allowed just seven HR in 140.1 innings to mark the best HR/9 (0.45) in the American League (min. 100 IP) and third best in the Majors behind Carlos Martinez (0.38) and Jacob deGrom (0.41).
- 👑 He's the first Royal to surrender seven HR or fewer in at least 140.1 innings since Luis Aquino (6 HR in 141.1 IP) in 1989.
- 👑 He yielded just one HR in his first 29 outings (8 starts) and had a streak of 63.1 consecutive homerless innings from April 25-July 22, which was the longest streak in the Majors at the time it was snapped, according to *Elias*.
- 👑 Ended the season with a streak of 34 consecutive homerless innings, the sixth-longest active streak in the American League.
- 👑 Made his first 21 appearances in relief, in which he posted a 2.01 ERA (5 ER in 22.1 IP) and .207 opponents' average (17-for-82), including his Major League debut on Opening Day vs. the White Sox, a 1-2-3 sixth inning on 13 pitches.
- 👑 Earned his first win on May 11 at Cleveland, recording 3.0 scoreless innings in the sixth, seventh and eighth as the Royals overcame a 9-4 deficit to win 10-9.
- 👑 Made his first start on May 30 vs. Minnesota (1 ER in 3 IP), a no-decision in an 11-8 Royals win.
- 👑 In 20 starts, he went 8-5 with a 3.28 ERA (43 ER in 118 IP), including eight starts (40%) in which he went at least 7.0 innings.
- 👑 Earned his first career win as a starter in a 2-0 victory vs. the Angels on June 25 (0 ER on 2 H in 7 IP), in which—at 22 years, 333 days—he became the youngest Royal to win a start since the late Yordano Ventura (22.326) on April 25, 2014...also became the youngest to throw 7.0 shutout innings in the American League since Chicago's Carlos Rodón (22.244) on Aug. 11, 2015, and the second Royal with a start of at least 7.0 shutout innings and two hits or fewer within his first five career starts, joining Mel Stottlemeier Jr. on Sept. 5, 1990.
- 👑 Named Royals Pitcher of the Month for June, in which he went 1-1 with a 2.38 ERA (6 ER in 22.2 IP) in four starts.
- 👑 Earned his first career complete game (8 IP) in a 1-0 loss on July 1 at Seattle...at 22 years, 339 days, he became the youngest Royal to record a complete game of at least 8.0 innings since Zack Greinke (21 years, 201 days) in a 3-1 loss at Toronto on May 10, 2005.
- 👑 Named Royals Pitcher of the Month for August, in which he went 3-1 with a 2.89 ERA (12 ER in 37.1 IP), leading the team in wins, ERA and innings...held opponents to two runs or fewer in five of six starts.
- 👑 Named Royals Pitcher of the Month for September, going 2-1 with a 2.33 ERA (7 ER in 27 IP) in four starts, three of which he held opponents to one earned run in 7.0 innings.
- 👑 He's the first rookie to earn Royals Pitcher of the Month honors three times in one season since Brian Bannister won it in June, July and August of 2007.
- 👑 His groundball rate (56.0%) ranked second in the American League (min. 100 IP), trailing only Marcus Stroman (63.3%).
- 👑 Induced 18 grounded into double plays, tied for fifth most in the American League, and second most by a Royal in his first Major League season, trailing only Rich Gale's 22 GIDP in 1978.

**HONORS AND AWARDS**

👑 2018 Bruce Rice Royals Pitcher of the Year

| 👑 First MLB win: May 11, 2018 at Cleveland



**CAREER HIGHLIGHTS**

- 👑 Acquired by the Royals on Dec. 14, 2017 from Cincinnati, who selected him from Arizona with the No. 5 pick in the Rule 5 Draft.
- 👑 **2017:** Spent the season at Jacksonville (AA) in Arizona's organization...went 10-9 with a 4.68 ERA (68 ER in 130.2 IP) in 26 starts.
- 👑 Entered the year as the No. 7 prospect in the Diamondbacks' organization according to MLB.com and ranked eighth according to *Baseball America*.
- 👑 **2016:** Spent the season with Visalia (A) in the California League...tied for seventh in the league in wins (9), tied for eighth in starts (24) and tied for fifth in WHIP (1.28).
- 👑 Named California League Pitcher of the Week (July 18-24)...went 2-0 with a 0.71 ERA (1 ER in 12.2 IP) with two walks and 13 strikeouts in his two starts.
- 👑 Named California League Pitcher of the Week (July 18-24)...went 2-0 with a 0.71 ERA (1 ER in 12.2 IP), two walks and 13 strikeouts in his two starts.
- 👑 **2015:** Pitched a career-high 142.0 innings with Kane County (A)...tied for third in the Midwest League with a 2.60 ERA (41 ER in 142.0 IP), sixth in WHIP (1.16) and 10th in innings.
- 👑 **2014:** opened the year with an 0-4 mark and a 7.53 ERA (24 ER in 28.2 IP) in his first seven starts with Missoula (Rookie)...went 6-0 with a 2.13 ERA (10 ER in 42.1 IP) over his final eight outings at three different levels.

**MISCELLANEOUS NOTES**

- 👑 Full name is **Bradley Michael Keller**...resides in Flowery Branch, Ga.
- 👑 Graduated from Flowery Branch High School in 2013...named 2013 Georgia Region-8 5A All-Region First Team and Second-Team Pitcher of the Year...also a *Rawlings* All-Southeast Region Honorable Mention.
- 👑 Participated in several Royals community projects, including Home Run to Health, Play Ball Weekend and the PLAY Clinic...also participated in 2019 Royals FanFest.

**CAREER PITCHING**

YEAR	CLUB	W-L	ERA	G	GS	CG	SHO	SV	IP	H	R	ER	HR	HB	BB	SO	WP	BK	AVG
2013	Arizona D-backs	7-3	2.22	13	12	0	0	0	56.2	53	22	14	2	2	26	61	5	0	.250
	Missoula	0-0	4.50	2	1	0	0	0	6.0	6	3	3	0	0	4	4	0	0	.261
2014	Missoula	1-4	6.95	8	8	0	0	0	33.2	50	31	26	6	3	18	30	13	1	.347
	Arizona D-backs	4-0	2.30	6	3	0	0	0	31.1	30	8	8	2	3	9	20	4	0	.265
	Hillsboro	1-0	0.00	1	1	0	0	0	6.0	1	0	0	0	0	1	8	1	0	.053
2015	Kane County	8-9	2.60	26	25	0	0	0	142.0	128	57	41	3	10	37	109	7	0	.243
2016	Visalia	9-7	4.47	24	24	0	0	0	135.0	147	73	67	13	2	26	99	12	0	.281
2017	Jackson	10-9	4.68	26	26	0	0	0	130.2	142	73	68	7	7	57	111	10	1	.279
2018	KANSAS CITY	9-6	3.08	41	20	1	0	0	140.1	133	50	48	7	2	50	96	8	0	.252
<b>Minor League Totals</b>		<b>40-32</b>	<b>3.77</b>	<b>106</b>	<b>100</b>	<b>0</b>	<b>0</b>	<b>0</b>	<b>541.1</b>	<b>557</b>	<b>267</b>	<b>227</b>	<b>33</b>	<b>27</b>	<b>178</b>	<b>442</b>	<b>52</b>	<b>2</b>	<b>.269</b>
<b>Major League Totals</b>		<b>9-6</b>	<b>3.08</b>	<b>41</b>	<b>20</b>	<b>1</b>	<b>0</b>	<b>0</b>	<b>140.1</b>	<b>133</b>	<b>50</b>	<b>48</b>	<b>7</b>	<b>2</b>	<b>50</b>	<b>96</b>	<b>8</b>	<b>0</b>	<b>.252</b>

**CAREER TRANSACTIONS**

- 2013 Selected by the Arizona Diamondbacks in the eighth round of the First-Year Player Draft...signed by T.R. Lewis
- 2017 Selected by the Cincinnati Reds in the first round (5th overall) in the Rule 5 Draft, Dec. 14
- Acquired by the Kansas City Royals, in exchange for future considerations, Dec. 14

**CAREER BATTING/FIELDING**

	Avg.	AB	H	HR	RBI	Position	Pct.	G	TC	PO	A	E	DP
MLB Totals	.333	3	1	0	0	Pitcher	1.000	41	26	7	19	0	3

**SINGLE GAME BESTS**

**STRIKEOUTS (STARTER)**

9 Aug. 2, 2018 at CWS

**STRIKEOUTS (RELIEVER)**

2 (3x) last: May 23, 2018 at STL

**INNINGS PITCHED (STARTER)**

8.0 (2x) last: Aug. 31, 2018 vs. BAL

**INNINGS PITCHED (RELIEVER)**

3.0 May 11, 2018 at CLE

**WINNING STREAK**

3 Aug. 13-31, 2018

**COMPLETE GAMES**

July 1, 2018 at SEA (8.0 IP)

**#31 IAN KENNEDY**  
RIGHT-HANDED PITCHERBATS  
RIGHTTHROWS  
RIGHTHEIGHT  
6-0WEIGHT  
200

BORN: DEC. 19, 1984 | 34 | HUNTINGTON BEACH, CALIF.

SIGNED: MAJOR LEAGUE FREE AGENT | JAN. 29, 2016

MLB SERVICE: 9 YEARS, 124 DAYS

**2018 SEASON**

- Failed to reach 30 starts for the first time since 2009, snapping an eight-year stretch in which he, Max Scherzer and Jon Lester were the only pitchers in the Majors with at least 30 starts each season...his two DL stints in 2018 matched his total from his previous 11 seasons combined (2007-17).
- Finished with three wins in 22 starts, his fewest since 2009 (1 IP), becoming the first Royal to win three games or fewer in 22 starts or more.
- Royals offense supported him with one run or fewer in 11 of 22 starts...his 3.76 run support average (50 runs in 119.2 IP), was the 10th lowest in the American League (min. 100 IP).
- Went 1-3 in his first seven starts, despite a 2.92 ERA (12 ER in 37 IP), including four starts of at least 6.0 innings and one run or fewer allowed.
- Exited after 3.0 innings with a right foot contusion (hit by comebacker) on April 24 vs. Milwaukee...failed to record a strikeout for the first time in 274 career appearances...it was the fourth-longest streak to begin a career, trailing only Dwight Gooden (349), Josh Beckett (335) and David Price (299).
- Placed on the 10-day DL on July 3 (retro to June 30) with a left oblique strain...reinstated on July 10.
- Removed from his July 10 start after just 3.0 innings, and was placed on the 10-day DL the following day with the same injury...reinstated on Sept. 9.
- Held winless (0-8) over a 17-start stretch from April 12-Sept. 9, in which he had a 5.48 ERA (54 ER in 88.2 IP), 1.83 HR/9 (18 HR) and the Royals went 3-14...it was the longest single-season streak of winless starts in Royals history.
- The 17-start winless stretch included nine starts in which he allowed two runs or fewer, and two scoreless starts: May 4 vs. Detroit (6 IP) and June 12 vs. Cincinnati (8 IP).
- Winless streak was snapped with back-to-back wins on Sept. 15 vs. Minnesota and Sept. 21 at Detroit.
- Went 2-2 with a 3.38 ERA (15 ER in 40 IP) and .232 opponents' average (35-for-151) in his last seven starts dating back to June 23.
- In four starts after returning from a two-month DL stint on Sept. 9, he went 2-1 with a 2.88 ERA (8 ER in 25 IP), going at least 6.0 innings in all four starts.
- Went 3-1 with a 2.29 ERA (13 ER in 51 IP) in nine starts vs. AL Central opponents, the fourth-best ERA within the division (min. 50 IP), trailing Dallas Keuchel (1.90), Mike Clevinger (1.95) and Trevor Bauer (1.96).

**HONORS AND AWARDS**

- 2010 Arizona Diamondbacks' Most Valuable Pitcher
- 2007 New York Yankees' Kevin Lawn Award (Minor League Pitcher of the Year)
- 2007 MiLB.com Starting Pitcher of the Year
- First MLB win: Sept. 1, 2007 vs. Tampa Bay
- 2007 Baseball America Minor League All-Star
- 2007 Baseball America Class High-A All-Star
- 2007 Florida State League midseason All-Star

**CAREER HIGHLIGHTS**

- Signed a five-year contract on Jan. 29, 2016, which runs through the 2020 season.
- Since the start of 2010, his 277 starts are eighth most in the Majors behind: Max Scherzer (292), Jon Lester (289), James Shields and Justin Verlander (287 each), Gio Gonzalez (283) and Zack Greinke and Cole Hamels (278 each).
- Between 2010 and 2015, led the National League in starts (192), ranked third in innings (1175.0), fourth in strikeouts (1097) and tied for fifth in wins (74).
- In his career after the All-Star break, he's 51-36 (.586) with a 3.72 ERA (298 in 721 IP) in 123 games (122 starts).
- 2017: Went 5-13 with a 5.38 ERA in 30 starts, the eighth straight season in which he made at least 30 starts.
- Missed 16 days of action in May, suffering a strained right hamstring in his May 4 start against the White Sox.
- Set a franchise record, going winless in 18 straight home starts (Aug. 31, 2016-Sept. 8, 2017)...snapped the drought in his final outing of 2017, defeating Arizona, 2-1 on Sept. 29.
- Dropped his first six decisions (April 5-June 5), before winning four straight (June 16-July 26)...his six-straight losses to open the year tied for second most in Royals history, behind Wally Bunker who went 0-8 to start the 1970 season.
- Also dropped seven-straight decisions (Aug. 1-Sept. 24), which was the longest losing streak by a Royals pitcher since Kyle Davies dropped eight straight in 2011.

- 🏆 Set season highs in innings (8.0) and strikeouts (10) in a no-decision against the Angels on April 16, a game the Royals won 1-0...it marked his eighth career start of 8.0 shutout innings and second as a Royal (also, Aug. 20, 2016 vs. Minnesota).
- 🏆 **2016:** Matched a career-high with 33 starts, tied for fourth in the American League...ranked eighth among qualifying AL pitchers in hits per 9.0 innings (7.96), ninth in opponents' batting average (.236) and 10th in strikeouts (184).
- 🏆 Held opponents to a .192 batting average (23-for-120) with runners in scoring position, fourth in the AL and sixth best in club history (min. 125 batters faced), the lowest by a Royal since David Cone (.150) in 1994.
- 🏆 Named Royals Pitcher of the Month twice, in May and August...went 2-1 with a 3.24 ERA in six May starts and was 3-0 with a 1.86 ERA in six August outings.
- 🏆 Went 3-0 with a 2.86 ERA (9 ER in 28.1 IP) in five starts vs. Minnesota, becoming the first Royals hurler to go 3-0 or better against the Twins (min. 5 starts) since Paul Splittorff in 1977.
- 🏆 Recorded 29 strikeouts over a three-start stretch to match a career-high (also Aug. 22-Sept. 2, 2015)...this included a season-high 11 strikeouts vs. Houston on June 26.
- 🏆 **2015:** Spent his final season with San Diego, going 9-15 and a 4.28 ERA (80 ER in 168.1 IP) with a .258 opponents' average in 30 starts.
- 🏆 From June 1 on, he posted a 3.41 ERA (49 ER in 129.1 IP) with 137 strikeouts...his 9.53 strikeouts per 9.0 innings in that span ranked seventh in the NL.
- 🏆 Prior to his start on July 31 in Miami, his wife, Alison, gave birth to their fourth child, Evelyn Nicole...Ian made the start that night, an 8-3 Padres win, unable to return to California due to weather.
- 🏆 Missed 14 games after being placed on the 15-day disabled list with a strained left hamstring, April 10.
- 🏆 **2014:** Recorded a career high 207 strikeouts, tying him for fifth in the NL with Zack Greinke...became the fourth Padres pitcher (6th time) to record 200 or more strikeouts in a season and first since Jake Peavy (240) in 2007.
- 🏆 Ranked fourth in the NL with 9.27 strikeouts per 9.0 innings, the sixth-best ratio by a starting pitcher in franchise history.
- 🏆 Matched a career high and set a Padres season high with 12 strikeouts on May 12 vs. Miami...also hit his first career home run, a solo shot off Jacob Turner, becoming the sixth pitcher since 1985 to record 12 strikeouts and a homer in the same game.
- 🏆 **2013:** Acquired by San Diego on July 31 from Arizona...combined to go 7-10 with a 4.91 ERA and 163 strikeouts in 31 starts.
- 🏆 Served a 10-game suspension on June 27 for his role in an on-field incident at Dodger Stadium.
- 🏆 **2012:** Tied for the National League lead with 33 starts, while ranking sixth in wins (15) and 10th in innings pitched (208.1 IP)...recorded nine victories after the All-Star break, tied for the NL lead.
- 🏆 Had a career-best nine-game winning streak come to an end, 2-1 at Washington on May 3...his streak dated back to August 23, 2011.
- 🏆 Became the second Diamondbacks pitcher (5th time) to record 12 strikeouts in less than 6.0 innings, June 5 vs. Colorado...Hall of Famer Randy Johnson did it four times with Arizona.
- 🏆 Walked 11 times in 62 plate appearances (.238 OBP), the most by a pitcher since Montreal's Steve Rogers (11) in 1982.
- 🏆 Tripled with the bases loaded on July 23 vs. Colorado, collecting the seventh three-base hit by a pitcher in franchise history...his three RBI in that game were a career high.
- 🏆 **2011:** Finished fourth in NL Cy Young Award voting, setting career highs in wins (21), starts (33) and ERA (2.88)...his .840 winning percentage was the best in the NL since 1999, when Mike Hampton went 22-4 (.846) with Houston.
- 🏆 Became one of nine pitchers since 1950 to win 20 games, make 30 starts and suffer four losses or fewer, joining Preacher Row (1951), Whitey Ford (1961), Ron Guidry (1978), Dwight Gooden (1985), Roger Clemens (1986, 2001), Mike Hampton (1999) Pedro Martinez (2002) and Cliff Lee (2008).
- 🏆 Went 10-0 against the National League West...became the third Arizona pitcher to win his first nine decisions against division foes, joining Curt Schilling (2002) and Brandon Webb (2008).
- 🏆 Tied for the Major League lead with 12 wins after the All-Star break, matching Clayton Kershaw and Justin Verlander.
- 🏆 Recorded first career shutout on April 25 vs. Philadelphia, allowing three hits with 10 strikeouts...became the third D-backs pitcher to record a shutout with three hits or fewer, no walks and 10 or more strikeouts and first since Randy Johnson (May 18, 2004 at Atlanta)...completed his shutout in two hours, four minutes, the exact time his daughter, Nora Rose, was born on the previous day (2:04).
- 🏆 **2010:** Named the Most Valuable Pitcher by the Arizona Chapter of the BBWAA in his first full season with the club...ranked among the NL leaders in opponents' average (8th) and hits allowed per 9.0 innings (9th).
- 🏆 Earned his first win with Arizona on April 29 at Wrigley Field (13-5), which was also his first Major League win since his debut on September 1, 2007.
- 🏆 **2009:** Missed a majority of the season with an aneurysm near his right shoulder.
- 🏆 Acquired by Arizona from the New York Yankees on December 8, in a three-team deal with Detroit.
- 🏆 **2008:** Appeared in 10 games, making nine starts over four Major League stints with the Yankees...his 8.17 ERA was the highest ever by a Yankees' pitcher that made at least nine starts.
- 🏆 His nine winless starts in 2008 were tied for the most by a Yankees pitcher (Steve Trout, 1987)...it was the longest winless streak by a Yankees rookie to start a season.
- 🏆 **2007:** Named the Yankees' Minor League Pitcher of the Year (Kevin Lawn Award), going 12-3 with a 1.91 ERA with four minor league clubs.
- 🏆 Made his Major League debut on Sept. 1, earning a 9-6 win vs. Tampa Bay...allowed one earned run over 7.0 innings...did not pitch after September 13, suffering a strained upper back muscle during a bullpen session.

**POSTSEASON NOTES**

👑 **2011:** Made two starts with Arizona in the National League Division Series, going 0-1 with a 4.26 ERA, vs. Milwaukee...suffered a 4-1 loss in Game 1, allowing

four runs over 6.2 innings...did not factor into the decision in Game 5 (3-2 Arizona loss), despite allowing two runs over 6.0 innings.

**MISCELLANEOUS NOTES**

👑 Full name is **Ian Patrick Kennedy**...resides in Bucyrus, Kan., with his wife, Allison, and daughters, Nora Rose, Renee Elaine, Lydia Marie, Evelyn Nicole and son Isaac Patrick.

the Year in 2005, becoming the eighth Trojan pitcher to enter the award.

👑 A two-time member of the U.S. National Team (2004-05), including the Gold Medal winning squad at the 2004 FISU World University Junior World Championship in Canada.

👑 Wife, Allison, was a guard/forward on the USC women's basketball team.

👑 Attended the University of Southern California, where he ranks third in program history in strikeouts (380) and seventh in starts (47)...his 158 strikeouts as a sophomore (2005) are fourth on USC's single-season list.

👑 Graduated from La Quinta High School in Huntington Beach, Calif., in 2003...named California Intercollegiate Federation (CIF) co-Most Valuable Player and Orange County Register Most Valuable Player as a senior.

👑 Named a first team All-American following his freshman and sophomore seasons...also tabbed Pac-10 Pitcher of

👑 Donated a suite to Military and First Responders every Saturday home game in 2018...also has been a regular participant at events for City Union Mission and Guadalupe Center as well as the Johnson County Christmas Bureau.

**CAREER PITCHING**

YEAR	CLUB	W-L	ERA	G	GS	CG	SHO	SV	IP	H	R	ER	HR	HB	BB	SO	WP	BK	AVG
2006	Staten Island	0-0	0.00	1	1	0	0	0	2.2	2	0	0	0	0	2	2	0	0	200
2007	NEW YORK (AL)	1-0	1.89	3	3	0	0	0	19.0	13	6	4	1	0	9	15	0	0	.191
	Scranton/Wilkes-Barre	1-1	2.08	6	6	0	0	0	34.2	25	8	8	2	3	11	34	0	0	.205
	Trenton	5-1	2.59	9	9	0	0	0	48.2	27	14	14	2	2	17	57	2	0	.163
	Tampa	6-1	1.29	11	10	1	0	0	63.0	39	9	9	2	1	22	72	1	0	.183
2008	NEW YORK (AL)	0-3	8.17	10	9	0	0	0	39.2	50	37	36	5	1	26	27	3	0	.309
	Scranton/Wilkes-Barre	5-3	2.35	13	12	0	0	0	69.0	52	19	18	4	5	17	72	2	1	.206
	GCL Yankees@	1-0	3.00	1	0	0	0	0	3.0	3	1	1	0	1	0	7	1	0	.250
	Tampa@	0-0	0.00	1	1	0	0	0	5.0	2	0	0	0	0	1	4	0	0	.118
2009	NEW YORK (AL)	0-0	0.00	1	0	0	0	0	1.0	0	0	0	0	1	2	1	0	0	.000
	Scranton/Wilkes-Barre	1-0	1.59	4	4	0	0	0	22.2	18	5	4	0	0	7	25	1	0	.220
2010	ARIZONA	9-10	3.80	32	32	0	0	0	194.0	163	87	82	26	10	70	168	+16	0	.228
2011	ARIZONA	*21-4	2.88	33	33	1	1	0	222.0	186	73	71	19	9	55	198	11	1	.227
2012	ARIZONA	15-12	4.02	33	+33	1	0	0	208.1	216	101	93	28	*14	55	187	5	4	.266
2013	ARIZONA	3-8	5.23	21	21	0	0	0	124.0	128	79	72	18	10	48	108	9	0	.268
	SAN DIEGO	4-2	4.24	10	10	0	0	0	57.1	52	29	27	9	2	25	55	1	1	.239
2014	SAN DIEGO	13-13	3.63	33	33	0	0	0	201.0	189	85	81	16	4	70	207	11	0	.250
2015	SAN DIEGO	9-15	4.28	30	30	0	0	0	168.1	166	95	80	31	7	52	174	5	1	.258
2016	KANSAS CITY	11-11	3.68	33	33	0	0	0	195.2	173	81	80	33	13	66	184	4	0	.236
2017	KANSAS CITY	5-13	5.38	30	30	0	0	0	154.0	143	99	92	34	5	61	131	4	1	.246
2018	KANSAS CITY	3-9	4.66	22	22	0	0	0	119.2	125	66	62	20	1	40	105	4	0	.265
	Northwest Arkansas@	0-1	13.50	1	1	0	0	0	4.0	7	6	6	0	0	2	5	1	0	.389
	Omaha@	0-1	7.36	1	1	0	0	0	3.2	4	3	3	0	0	1	2	1	0	.286
	Minor League Totals	19-8	2.21	48	45	1	0	0	256.1	179	65	63	10	12	80	280	9	1	.197
	Major League Totals	94-100	4.12	291	289	2	1	0	1704.0	1604	838	780	240	77	579	1560	73	8	.248

\* - Led League + - Tied for League Lead @ - Minor League Injury Rehab

**CAREER TRANSACTIONS**

- 2006 Selected by the New York Yankees in the first round (21st overall) of the First-Year Player Draft...signed by Damon Oppenheimer
- 2008 Placed on 15-day disabled list (bursitis-strained right lat), May 28...reinstated June 24
- 2009 Acquired by the Arizona Diamondbacks from the New York Yankees as part of a three-team trade that also included the Detroit Tigers...acquired with RHP Edwin Jackson, while the Yankees acquired OF Curtis Granderson and Detroit acquired RHP Max Scherzer, LHP Daniel Schlereth, LHP Phil Coke and OF Austin Jackson, Dec. 8
- 2013 Served a 10-game suspension for on-field incident in Los Angeles, June 17...reinstated June 29
- Acquired by the San Diego Padres in exchange for LHP Joe Thatcher and RHP Matt Stites, July 31
- 2015 Placed on 15-day disabled list (strained left hamstring), April 10...reinstated April 25
- Placed on paternity leave list, August 1...reinstated Aug. 4
- 2016 Signed by the Kansas City Royals as a Major League free agent, Jan. 29
- 2017 Placed on the 10-day disabled list (strained right hamstring), May 5...reinstated May 21
- 2018 Placed on the 10-day disabled list (strained left oblique), July 3...reinstated July 10
- Placed on the 10-day disabled list (strained left oblique), July 11...reinstated Sept. 9

**POSTSEASON PITCHING**

YEAR	SERIES	vs. OPP	W-L	ERA	G	GS	CG	SHO	SV	IP	H	R	ER	HR	HB	BB	SO	AVG
2011	NLDS	vs. MIL	0-1	4.26	2	2	0	0	0	12.2	13	6	6	1	3	3	8	.265



## SINGLE GAME BESTS

### STRIKEOUTS (STARTER)

12 (5x) August 26, 2010 at SD  
September 19, 2011 vs. PIT  
June 5, 2012 vs. COL  
May 8, 2014 vs. MIA  
September 2, 2015 vs. TEX

### STRIKEOUTS (RELIEVER)

3 April 9, 2008 at KC

### INNINGS PITCHED (STARTER)

9.0 April 25, 2011 vs. PHI (CG)  
8.0 (21x) last: June 12, 2018 vs. CIN

### INNINGS PITCHED (RELIEVER)

3.0 April 9, 2008 at KC

### COMPLETE GAMES (2)

April 25, 2011 vs. PHI (9.0)  
June 17, 2012 at LAA (8.0)

### SHUTOUTS (1)

April 25, 2011 vs. PHI (4-0)

### WINNING STREAK

9 August 23, 2011-April 22, 2012  
7 July 8-August 12, 2011

## CAREER BATTING/FIELDING

	Avg.	AB	H	HR	RBI	Position	Pct.	G	TC	PO	A	E	DP
MLB Totals	.131	321	42	1	18	Pitcher	.964	291	247	90	148	9	10

## DOUBLE DIGIT STRIKEOUT PERFORMANCES

Gms	Name	Best	Date	Opponent
21	Kevin Appier	13	5/25/94 9/15/95 8/29/96	vs. Texas at California at Detroit
9	Zack Greinke	15	8/25/09	vs. Cleveland
8	Mark Gubicza	14	8/27/88	vs. Minnesota
8	Bret Saberhagen	13	9/30/89	at Oakland
8	Tom Gordon	13	4/20/91	at New York
7	Dennis Leonard	13	7/8/77 9/23/77	vs. Oakland at California
5	Danny Duffy	16	8/1/16	at Tampa Bay
5	Steve Busby	13	7/10/73	at Milwaukee
5	Yordano Ventura	11	8/27/15 9/2/15 10/3/15	vs. Baltimore vs. Detroit at Minnesota
4	Bob Johnson	12	8/23/70	vs. Boston
4	James Shields	12	4/17/14	at Houston
3	Bill Butler	10	7/15/69 7/20/69 9/5/69	at California at Chicago at Seattle
3	David Cone	12	7/23/94	at Detroit
3	Luke Hochevar	13	7/25/09	vs. Texas
3	Ian Kennedy	11	6/26/16	vs. Houston
3	Gil Meche	11	6/10/09	at Cleveland
2	Danny Jackson	12	5/26/87	at Chicago
2	Nate Karns	12	5/13/17	vs. Baltimore
2	Charlie Leibrandt	11	7/31/88	at Baltimore
2	Paul Splittorff	10	9/5/72 9/16/73	at Texas at California

18 pitchers (Floyd Bannister, Bud Black, Nellie Briles, Wally Bunker, Dick Drago, Rich Gale, Jason Hammel, Luke Hudson, Mark Littell, Felipe Paulino, Odalis Perez, Pat Rapp, Blake Stein, Edinson Volquez, Jay Witasick, Ken Wright, Chris Young)

## ROYALS 20-GAME WINNERS

Wins	Pitcher	Age	Year	Date Reached 20	No. Starts to Reach 20	Final Record
23#	Bret Saberhagen	25	1989	Sept. 17	32	23-6
22	Steve Busby	25	1974	Sept. 17	36	22-14
21	Dennis Leonard	27	1978	Sept. 25	39	21-17
20	Paul Splittorff	26	1973	Sept. 26	38	20-11
20+	Dennis Leonard	26	1977	Oct. 2	37	20-12
20	Dennis Leonard	29	1980	Oct. 4	38	20-11
20*	Bret Saberhagen	21	1985	Sept. 30	31	20-6
20	Mark Gubicza	26	1988	Sept. 26	34	20-8

# - won Cy Young and led league in wins

+ - led league in wins

\* - won Cy Young



**#48 BEN LIVELY**

R I G H T - H A N D E D P I T C H E R

**BATS  
RIGHT**

**THROWS  
RIGHT**

**HEIGHT  
6-4**

**WEIGHT  
230**

**BORN: MARCH 5, 1992 | 27 | PENSACOLA, FLA.**

**CLAIMED: OFF WAIVERS FROM PHILADELPHIA | SEPT. 5, 2018**

**MLB SERVICE: 9 YEARS, 124 DAYS**

**2018 SEASON**

- 👑 Made the Opening Day roster for the first time, and went 0-1 with a 4.64 ERA (11 ER in 21.1 IP) and 21 strikeouts through his first four starts.
- 👑 Allowed a career-high seven runs on seven hits and four walks in 2.1 innings on April 26 vs. Arizona, and was placed on the 10-day disabled list (strained lower back) the next day.
- 👑 Optioned to Lehigh Valley (AAA) upon his return from the DL on May 9, and went 2-2 with a 2.44 ERA (13 ER

in 48 IP) in eight starts.

- 👑 Placed on 7-day DL on June 23 with a right shoulder injury...made three rehab appearances with the GCL Phillies (Aug. 20-25), before being reinstated on Aug. 28.
- 👑 Designated for assignment on Sept. 3, and was claimed by Kansas City on Sept. 5.
- 👑 Made his Royals debut on Sept. 14 vs. Minnesota, his first of five appearances with Kansas City (all in relief), in which he went 0-1 with a 1.35 ERA (1 ER in 6.2 IP).

**HONORS AND AWARDS**

- 👑 First MLB win: June 3, 2017 vs. San Francisco
- 👑 2016 MiLB.com Organization All-Star
- 👑 2014 MiLB.com Organization All-Star

- 👑 2014 *Baseball America* Class High-A All-Star
- 👑 2014 California League midseason All-Star
- 👑 2013 Pioneer League postseason All-Star

**CAREER HIGHLIGHTS**

- 👑 **2017:** Had four stints with Philadelphia, including: April 19-21, May 14, June 3-July 8 and Aug. 20 through season's end.
- 👑 Made 15 starts with Philadelphia, 10 of which were quality starts, tied for sixth most among Major League rookies.
- 👑 Went 7-5 with a 3.15 ERA (34 ER in 97 IP) in 16 starts with Triple-A Lehigh Valley.
- 👑 Made his Major League debut on June 3 vs. San Francisco and held the Giants to one run on four hits and three walks in 7.0 innings of a 5-3 win, becoming the first Phillies pitcher to go at least 7.0 innings and earn the win in his big league debut since Gavin Floyd on Sept. 3, 2004.
- 👑 Became the first Phillies pitcher to record 7.0 innings and his first Major League hit in his debut since Dave Downs on Sept. 2, 1972.
- 👑 Pitched at least 7.0 innings and allowed three runs or fewer in each of his first three career starts, becoming the first Phillie to do so since Bill Champion in 1969 and the first in the Majors since Masahiro Tanaka in 2014.
- 👑 Recorded his first career complete game (8 IP) on Sept. 10 as Washington in a 3-2 loss, the only CG by a Phillie in 2017.
- 👑 Hit two HR (June 24 at Arizona and Sept. 5 at New York), becoming the first Phillies pitcher with two HR in a season since Cliff Lee in 2011 and the first Major League rookie since Micah Owings (4) and Yovani Gallardo (2) in 2007.
- 👑 His eight RBI were the most by a rookie in the Majors since Owings (15) in 2007.

- 👑 **2016:** Earned the Paul Owens Award, which recognizes the best pitcher in the Phillies' minor league system.
- 👑 Led all minor league pitchers in wins (18), was tied for second in starts (28) and tied for fourth in innings (170.2).
- 👑 His 18 wins were most by a minor league pitcher since 2008 (Jhoulys Chacin).
- 👑 Won Phillies Minor League Pitcher of the Month for April, in which he went 3-0 with a 1.55 ERA (5 ER in 29 IP), 30 strikeouts and six walks in five starts.
- 👑 Won five consecutive starts from April 29-May 22 (2.17 ERA in 29 IP), before being promoted from Reading (AA) to Lehigh Valley (AAA) on May 26.
- 👑 Did not allow a hit or walk over 6.0 innings (10 strikeouts) in his final start of the regular season on Sept. 2 at Rochester.
- 👑 Started Game 1 of the Governor's Cup semifinals on Sept. 7 vs. Scranton/Wilkes-Barre and allowed just two earned runs in 7.2 innings.
- 👑 **2015:** Spent the entire season with Reading (AA), where he went 8-7 with a 4.13 ERA (66 ER in 143.2 IP) and ranked first among Phillies farmhands in starts (25).
- 👑 **2014:** Named Cincinnati's Minor League Pitcher of the Year, going 13-7 with a 3.04 ERA (51 ER in 151 IP) and 171 strikeouts (10.2 K/9) in 26 starts between Bakersfield (A+) and his hometown of Pensacola (AA)...his 171 strikeouts ranked tied for second in the minors.
- 👑 Had a scoreless-innings streak of 30.0 from April 6-May 2.

**MISCELLANEOUS NOTES**

- 👑 Full name is **Edward Bennett Lively**...resides in Gulf Breeze, Fla.      was college teammates with current Royals teammate Eric Skoglund.
- 👑 Attended the University of Central Florida, where he      👑 Graduated from Gulf Breeze (Fla.) High School in 2010.

**CAREER PITCHING**

YEAR	CLUB	W-L	ERA	G	GS	CG	SHO	SV	IP	H	R	ER	HR	HB	BB	SO	WP	BK	AVG
2013	Billings	0-3	0.73	12	12	0	0	0	37.0	21	7	3	0	1	12	49	0	0	.163
	Dayton	0-1	2.25	1	1	0	0	0	4.0	2	2	1	0	0	1	7	1	0	.143
2014	Bakersfield	10-1	2.28	13	13	0	0	0	79.0	57	20	20	6	1	16	95	0	0	.201
	Pensacola Blue	3-6	3.88	13	13	0	0	0	72.0	60	32	31	7	4	36	76	2	1	.232
2015	Reading	8-7	4.13	25	25	1	0	0	143.2	160	69	66	14	7	45	111	2	0	.290
2016	Reading	7-0	1.87	9	9	0	0	0	53.0	35	11	11	1	0	15	49	0	0	.185
	Lehigh Valley	+11-5	3.06	19	19	1	1	0	117.2	83	45	40	10	3	27	90	0	1	*.196
2017	Lehigh Valley	7-5	3.15	16	16	1	0	0	97.0	91	39	34	3	4	22	82	1	1	.243
	PHILADELPHIA	4-7	4.26	15	15	1	0	0	88.2	90	45	42	13	8	24	52	1	1	.269
2018	PHILADELPHIA	0-2	6.85	5	5	0	0	0	23.2	34	18	18	4	3	10	22	0	0	.337
	Lehigh Valley	3-2	2.42	11	8	0	0	0	52.0	37	15	14	3	1	15	47	1	0	.199
	GCL Phillies West@	0-0	0.00	1	1	0	0	0	1.0	0	0	0	0	0	0	2	0	0	.000
	GCL Phillies East@	0-0	0.00	2	0	0	0	0	3.0	1	0	0	0	0	1	4	1	0	.111
	KANSAS CITY	0-1	1.35	5	0	0	0	0	6.2	7	1	1	0	0	5	5	0	0	.280
<b>Minor League Totals</b>		<b>49-30</b>	<b>3.00</b>	<b>122</b>	<b>117</b>	<b>3</b>	<b>1</b>	<b>0</b>	<b>659.1</b>	<b>547</b>	<b>240</b>	<b>220</b>	<b>44</b>	<b>21</b>	<b>190</b>	<b>612</b>	<b>8</b>	<b>3</b>	<b>.226</b>
<b>Major League Totals</b>		<b>4-10</b>	<b>4.61</b>	<b>25</b>	<b>20</b>	<b>1</b>	<b>0</b>	<b>0</b>	<b>119.0</b>	<b>131</b>	<b>64</b>	<b>61</b>	<b>17</b>	<b>11</b>	<b>39</b>	<b>79</b>	<b>1</b>	<b>1</b>	<b>.284</b>

\* - Led League    +- Tied for league lead    @ - Minor League Injury Rehab

**CAREER TRANSACTIONS**

- 2013 Selected by the Cincinnati Reds in the fourth round of the First-Year Player Draft...signed by Greg Zunino
- 2014 Acquired by the Philadelphia Phillies for OF Marlon Byrd, Dec. 31
- 2018 Placed on the 10-day disabled list (strained lower back), April 27...reinstated May 9  
Claimed off waivers by the Kansas City Royals, Sept. 5

**CAREER BATTING/FIELDING**

MLB Totals	Avg.	AB	H	HR	RBI	Position	Pct.	G	TC	PO	A	E	DP
	.182	33	6	2	8	Pitcher	.920	25	25	10	13	2	2

**SINGLE GAME BESTS**

**STRIKEOUTS (STARTER)**

8 Aug. 26, 2017 vs. CHC

**STRIKEOUTS (RELIEVER)**

3 Sept. 30, 2018 vs. CLE

**INNINGS PITCHED (STARTER)**

8.0 Sept. 10, 2017 at WAS (CG)

**INNINGS PITCHED (RELIEVER)**

2.0 Sept. 30, 2018 vs. CLE

**WINNING STREAK**

2 Aug. 31-Sept. 5, 2017

**COMPLETE GAMES**

Sept. 10, 2017 at WAS (8.0 IP)

**ROYALS 1968 EXPANSION DRAFT**

No.	Name	Pos	Former Club	No.	Name	Pos	Former Club
1.	Roger Nelson	P	Baltimore	16.	Dick Drago	P	Detroit
2.	Joe Foy	3B	Boston	17.	Pat Kelly	OF	Minnesota
3.	Jim Rooker	P	New York	18.	Bill Harris	2B	Cleveland
4.	Joe Keough	OF	Oakland	19.	Don O'Riley	P	Oakland
5.	Steve Jones	P	Washington	20.	Al Fitzmorris	P	Chicago
6.	Jon Warden	P	Detroit	21.	Moe Drabowsky	P	Baltimore
7.	Ellie Rodriguez	C	New York	22.	Jack Hernandez	SS	Minnesota
8.	Dave Morehead	P	Boston	23.	Mike Hedlund	P	Cleveland
9.	Mike Fiore	1B	Baltimore	24.	Tom Burgmeier	P	California
10.	Bob Oliver	1B	Minnesota	25.	Hoyt Wilhelm	P	Chicago
11.	Bill Butler	P	Detroit	26.	Jerry Adair	2B	Boston
12.	Steve Whitaker	OF	New York	27.	Jerry Cram	P	Minnesota
13.	Wally Bunker	P	Baltimore	28.	Fran Healy	C	Cleveland
14.	Paul Schaal	3B	California	29.	Scott Northey	OF	Chicago
15.	Dan Haynes	1B	Chicago	30.	Ike Brookens	P	Washington



**#52 JORGE LÓPEZ**  
RIGHT-HANDED PITCHER

**BATS**  
RIGHT

**THROWS**  
RIGHT

**HEIGHT**  
6-3

**WEIGHT**  
205

**BORN: FEB. 10, 1993 | 26 | CAGUAS, P.R.**

**ACQUIRED: TRADE WITH MILWAUKEE | JULY 28, 2018**

**MLB SERVICE: 102 DAYS**

**2018 SEASON**

- 👑 Set career highs at the Major League level in wins (2), appearances (17), starts (7) and innings (53.2) across seven big league stints between Milwaukee and Kansas City.
- 👑 Started his season with Triple-A Colorado Springs, where he went 3-3 with five saves and a 5.65 ERA (18 ER in 28.2 IP) in 24 appearances.
- 👑 Went 0-1 despite a 2.75 ERA (6 ER in 19.2 IP) in 10 relief appearances—eight of which went at least 2.0 innings—with Milwaukee over six stints: April 11-17, May 4-10, May 13-24, June 12-16, July 7-11, July 23-26.
- 👑 Suffered his first loss on July 11 at Miami...recorded scoreless innings in the 10th and 11th, before yielding a walk-off RBI single to Starlin Castro in the 12th.
- 👑 Acquired by Kansas City with OF Brett Phillips on July 28, for INF Mike Moustakas.
- 👑 Optioned upon joining the Royals' organization to Omaha (AAA), where he made two appearances... earned a 5-0 win over Salt Lake on Aug. 7 with 5.2 scoreless innings and seven strikeouts, his first start of the season.
- 👑 Recalled on Aug. 15 and made his Royals debut that night, a 6-5 loss vs. Toronto (6 ER in 4.2 IP).
- 👑 Lost his second and third starts with Kansas City as well, on Aug. 20 at Tampa Bay (1 ER in 5 IP) and Aug. 26 vs. Cleveland (5 ER in 4 IP).
- 👑 On Sept. 2 vs. Baltimore (1 ER in 7 IP), recorded a career-high eight strikeouts and earned his first Major League win in 1,069 days, since Sept. 29, 2015 at San Diego (with Milwaukee), which was his Major League debut.
- 👑 On Sept. 8 at Minnesota, a 4-1 win, he became the first Royal to take a perfect game into the ninth inning, retiring each of his first 24 batters...allowed a walk and a single to leadoff the ninth, and was charged with a run after exiting with a career-high 8.0 innings...run snapped scoreless streak at 14.0 innings.
- 👑 In the Sept. 8 start vs. Minnesota, he opposed fellow countryman José Berríos, marking the first time two Puerto Rican-born pitchers started vs. each other since July 21, 2010, when the Angels' Joel Piñeiro opposed the Yankees' Javier Vázquez, according to Elias.
- 👑 López and Berríos met in their next starts, Sept. 14 in Kansas City...recorded 4.0 scoreless innings before being charged with three runs in the fifth, after colliding with third baseman Hunter Dozier while trying to field a high chopper in the previous frame...exited with a left rib contusion.
- 👑 Surrendered a career-high seven runs on eight hits in 1.0 inning plus three batters on Sept. 20 at Detroit, his final start of the season.
- 👑 Issued just one walk to the last 87 batters he faced over four-plus starts (20.1 IP)...the only walk was to Max Kepler on Sept. 8 in Minnesota, which broke up his perfect-game bid in the ninth inning.
- 👑 Held left-handed batters to a .242 average (30-for-124), but they accounted for five of the six HR he allowed...right handers hit .318 (27-for-85).
- 👑 Held opponents to a .138 average (8-for-58) with two outs, tied for 10th best in the Majors (min. 60 batters faced).

**HONORS AND AWARDS**

- 👑 First MLB win: Sept. 29, 2015 at San Diego
- 👑 2015 MiLB.com Organization All-Star
- 👑 2015 *Baseball America* Double-A All-Star
- 👑 2015 Southern League midseason/postseason All-Star
- 👑 2015 Southern League Most Outstanding Pitcher
- 👑 2014 SiriusXM All-Star Futures Game (World Team)

**CAREER HIGHLIGHTS**

- 👑 Acquired by Kansas City with OF Brett Phillips from Milwaukee for 3B Mike Moustakas, July 28, 2018.
- 👑 **2017:** Spent most of the season at Double-A Biloxi, where he went 8-8 with a 4.25 ERA (49 ER in 103.2 IP) and seven saves in 39 appearances (13 starts).
- 👑 Made 13 of his first 14 appearances as a starter, a role in which he went 3-6 with a 4.61 ERA (34 ER in 66.1 IP)...went 5-2 with a 3.62 ERA (15 ER in 37.1 IP) in relief.
- 👑 Named Milwaukee's Minor League Pitcher of the Month for April, going 2-1 with a 1.73 ERA (5 ER in 26.0 IP) in five starts, including a career-high tying 10 strikeouts in 6.0 scoreless innings on April 28 at Pensacola.
- 👑 Recalled on June 29 and made one appearance with Milwaukee, pitching 2.0 innings of one-run ball on four hits and one walk in a Brewers 11-3 win in Cincinnati.
- 👑 Made two starts for Puerto Rico in the World Baseball Classic, including a win over Mexico on March 11, in which he allowed just one run on two hits and two walks in 4.1 innings, with five strikeouts.



# JORGE LÓPEZ (CONT.)

- 👑 **2016:** Entered the year as Milwaukee's No. 2 prospect according to *Baseball America*, but went 3-11 with a 5.78 ERA (80 ER in 124.2 IP) in 25 outings (24 starts) between Biloxi (AA) and Colorado Springs (AAA).
- 👑 **2015:** Named Brewers Minor League Pitcher of the Year and Southern League Pitcher of the Year, going 12-5 with a 2.26 ERA (36 ER in 143.1 IP) in 24 starts at Double-A Biloxi...also named Southern League midseason and postseason All-Star.
- 👑 Ranked among Southern League leaders in opponents' batting average (.205, 1st), wins (12, tied for 1st), ERA (2.26, 2nd) and strikeouts (137, 3rd).
- 👑 Had his contract selected on Sept. 22 and made two starts

with Milwaukee, going 1-1 with a 5.40 ERA (6 ER in 10.0 IP).

- 👑 Earned the 4-3 win in his Major League debut on Sept. 29 at San Diego, allowing three runs on eight hits and two walks in 5.0 innings, with seven strikeouts...he was the 13th Brewer to start and win in his debut, a group that includes current Royals pitching coach Cal Eldred (Sept. 24, 1991).
- 👑 **2014:** Went 10-10 with a 4.58 ERA (70 ER in 137.2 IP) in 25 starts with Advanced-A Brevard County in 2014.
- 👑 Recorded one out for the World team in the All-Star Futures Game at Target Field in Minnesota.

## MISCELLANEOUS NOTES

- 👑 Full name is **Jorge Yabiel López**...resides in Cayey, Puerto Rico with his wife, Karla and son, Mikael.
- 👑 Graduated from Caguas Military Academy in Cayey, P.R.
- 👑 At the time he was selected in the second round of the 2011 Draft by Milwaukee, he was Puerto Rico's second-

highest drafted pitcher ever behind Luis Atilano by Atlanta in the first round (35th overall) in 2003.

- 👑 Volunteered at a Special Olympics Clinic at Kauffman Stadium in 2018...also participated in Royals FanFest in 2019.

## CAREER PITCHING

YEAR	CLUB	W-L	ERA	G	GS	CG	SHO	SV	IP	H	R	ER	HR	HB	BB	SO	WP	BK	AVG
2011	Arizona Brewers	0-0	2.25	4	4	0	0	0	12.0	13	3	3	0	0	3	10	1	0	.265
2012	Arizona Brewers	1-3	5.33	7	3	0	0	2	25.1	27	22	15	2	2	12	20	5	0	.270
	Dominican Brewers	0-1	4.76	5	3	0	0	0	22.2	22	14	12	0	4	10	26	2	1	.256
2013	Wisconsin	7-8	5.23	25	22	0	0	2	117.0	120	78	68	13	9	48	92	13	0	.264
2014	Brevard County	10-10	4.58	25	25	1	0	0	137.2	144	80	70	12	4	46	119	8	0	.273
2015	Biloxi	12-5	2.26	24	24	0	0	0	143.1	105	37	36	9	3	52	137	13	0	.205
	MILWAUKEE	1-1	5.40	2	2	0	0	0	10.0	14	6	6	0	1	5	10	1	0	.350
2016	Colorado Springs	1-7	6.81	17	16	0	0	0	79.1	101	66	60	12	5	55	66	11	3	.312
	Biloxi	2-4	3.97	8	8	0	0	0	45.1	45	21	20	5	1	16	47	9	0	.260
2017	Biloxi	8-8	4.25	39	13	1	1	7	103.2	92	53	49	7	5	38	105	11	0	.238
	MILWAUKEE	0-0	4.50	1	0	0	0	0	2.0	4	1	1	0	0	1	0	0	0	.444
2018	Colorado Springs	3-3	5.65	24	0	0	0	5	28.2	33	23	18	3	2	10	23	4	1	.289
	MILWAUKEE	0-1	2.75	10	0	0	0	0	19.2	16	6	6	1	0	13	15	1	0	.225
	Omaha	1-0	4.00	2	2	0	0	0	9.0	8	4	4	2	0	1	11	0	0	.235
	KANSAS CITY	2-4	6.35	7	7	0	0	0	34.0	41	24	24	5	1	9	23	2	0	.297
Minor League Totals		45-49	4.41	180	120	2	1	16	724.0	710	401	355	65	35	291	656	77	5	.257
Major League Totals		3-6	5.07	20	9	0	0	0	65.2	75	37	37	6	2	28	48	4	0	.291

## CAREER TRANSACTIONS

- 2011 Selected by the Milwaukee Brewers in the second round of the First-Year Player Draft...signed by Charlie Sullivan and Manolo Hernandez
- 2018 Acquired by the Kansas City Royals with OF Brett Phillips from the Milwaukee Brewers for 3B Mike Moustakas, July 28

## CAREER BATTING/FIELDING

MLB Totals	Avg.	AB	H	HR	RBI	Position	Pct.	G	TC	PO	A	E	DP
	.250	4	1	0	2	Pitcher	1.000	20	12	1	11	0	2

## SINGLE GAME BESTS

### STRIKEOUTS (STARTER)

8 Sept. 2, 2018 vs. BAL

### STRIKEOUTS (RELIEVER)

4 June 16, 2018 vs. PHI

### INNINGS PITCHED (STARTER)

8.0 Sept. 8, 2018 at MIN

### INNINGS PITCHED (RELIEVER)

3.0 April 16, 2018 vs. CIN

### WINNING STREAK

2 Sept. 2-8, 2018

**#61 KEVIN MCCARTHY**  
RIGHT-HANDED PITCHERBATS  
RIGHTTHROWS  
RIGHTHEIGHT  
6-3WEIGHT  
220

BORN: FEB. 22, 1992 | 27 | ROCKVILLE CENTRE, N.Y.

SELECTED: 16TH ROUND | 2013 DRAFT

MLB SERVICE: 1 YEAR, 124 DAYS

**2018 SEASON**

- ☛ Made his first three appearances with Omaha (AAA), before being recalled on April 13, and spent the rest of the seasons with Kansas City.
- ☛ Set career highs at the Major League level in wins (5), appearances (65), innings (72) and strikeouts (46).
- ☛ Led the Royals with a career-high 17 holds.
- ☛ His 65.2% groundball rate ranked sixth among Major League relievers, and second in the American League to Zach Britton (72.1%).
- ☛ His 2.75 ERA (18 ER in 59 IP) in 55 appearances vs. American League opponents ranked ninth among relievers (min. 50 IP).
- ☛ Held opponents without an earned run in 10 of his first 11 appearances, a stretch in which he had a 2.03 ERA (3 ER in 13.1 IP).
- ☛ Earned three wins in a six-appearance, 11-day stretch: April 22 at Detroit (0 ER in 1 IP), April 29 vs. White Sox (0 ER in 1.1 IP) and May 3 vs. Detroit (0 ER in 1.2 IP).
- ☛ Retired all nine batters he faced on just 24 pitches on May 1 at Boston, a 7-6 Royals win in 13 innings, becoming the first Royals reliever to record at least 3.0 innings on 24 pitches or fewer since Dan Reichert on May 18, 2002 at Cleveland (Game 1).
- ☛ Charged with a career-high-tying four runs on June 12 vs. Cincinnati, a 5-1 loss, capping a 14-outing stretch in which he was 0-3 and had a 6.00 ERA (10 ER in 15 IP).
- ☛ Recorded 8.0 consecutive scoreless innings over his next seven outings from June 16-July 3.
- ☛ Had a 2.25 ERA (7 ER in 28 IP) in 26 appearances between August and September.
- ☛ Had a 2.03 ERA (9 ER in 40 IP) in 35 appearances at Kauffman Stadium, the seventh-best home ERA in the American League (min. 30 outings)...did not allow a run in his first 11 home games (12.1 IP).

**HONORS AND AWARDS**

- ☛ First MLB win: Sept. 10, 2016 at Chicago White Sox
- ☛ 2016 Texas League midseason All-Star

**CAREER HIGHLIGHTS**

- ☛ He's one of 10 American League relievers to record at least 45 innings and an ERA or 3.25 or lower in each of the last two seasons.
- ☛ **2017:** Split the season between the Royals and Omaha (AAA) and made 33 appearances in the big leagues...went 1-0 with a 3.20 ERA (16 ER in 45.0 IP).
- ☛ Made his Royals season debut on May 29 vs. Detroit and posted a 1.59 ERA (5 ER in 28.1 IP) over his first 22 appearances...that included a streak of 10 straight appearances (July 19-Aug. 25) without allowing an earned run (11.1 IP).
- ☛ Did not allow a home run over his first 22 outings, before surrendering four over his final 11 appearances.
- ☛ Tossed a career-high 3.0 scoreless innings on Sept. 13 vs. the White Sox...also collected a career-high four strikeouts, which tied for the most by a Royals reliever in a single outing in 2017.
- ☛ Pitched in 25 games at Omaha, going 1-1 with a 3.09 ERA (11 ER in 32.0 IP) and a 1.28 WHIP.
- ☛ **2016:** Made his big league debut on Sept. 9 at U.S. Cellular Field, and appeared in 10 games over the final three weeks of the season.
- ☛ Faced just one hitter, Tim Anderson, in each of his first two appearances, Sept. 9-10...earned his first big league win in the Sept. 10 game, stranding a pair of inherited runners ahead of a KC rally in a 6-5 victory.
- ☛ Made 47 minor league appearances between Omaha and Northwest Arkansas (AA), going 5-6 with a career-best 16 saves and a 3.04 ERA (23 ER in 68.0 IP).
- ☛ Ranked fifth in the Texas League with 11 saves, despite being promoted to Omaha on June 16.
- ☛ **2015:** Split the season between Lexington (A), Wilmington (A) and Northwest Arkansas, reaching Double-A for the first time in his career.
- ☛ **2014:** Injured in his second appearance of the year with Lexington and missed the remainder of the season...placed on the disabled list on April 14.
- ☛ **2013:** Tied for seventh in the Appalachian League (Rookie) in wins (4) in his first professional season.

**CAREER TRANSACTIONS**

- 2013 Selected by the Kansas City Royals in the 16th round of the First-Year Player Draft...signed by Keith Connolly

**MISCELLANEOUS NOTES**

- 🏠 Full name is **Kevin Edward McCarthy**...resides in Rockville Centre, N.Y.
- 🏠 Graduated from Kellenberg Memorial High School in Uniondale, N.Y in 2010.
- 🏠 Attended Marist College (N.Y.), where he earned MAAC All-Academic honors in 2012 and 2013...went 4-3 with a 4.24 ERA in 68.0 innings in 2013.
- 🏠 When he made his big league debut in 2016, he became

the first player from Marist to appear in a big league game.

- 🏠 Brother, Brian, was a high jumper at Dartmouth College.
- 🏠 Participated in several community projects, including Play Ball Weekend, PLAY Clinic as well as a Special Olympics Clinic...also participated in 2019 Royals FanFest.

**CAREER PITCHING**

YEAR	CLUB	W-L	ERA	G	GS	CG	SHO	SV	IP	H	R	ER	HR	HB	BB	SO	WP	BK	AVG
2013	Burlington	4-2	3.40	10	5	0	0	0	42.1	49	18	16	2	0	5	32	2	0	.293
2014	Lexington	1-0	0.00	2	0	0	0	0	4.0	2	0	0	0	0	2	1	0	0	.182
2015	Lexington	1-1	1.50	6	0	0	0	2	12.0	10	3	2	0	0	1	8	2	0	.222
	Wilmington	3-3	1.64	16	0	0	0	4	33.0	24	7	6	2	0	5	23	1	1	.205
	Northwest Arkansas	1-0	5.71	11	0	0	0	0	17.1	24	11	11	1	0	8	9	3	1	.329
2016	Northwest Arkansas	3-2	3.12	22	0	0	0	11	34.2	26	12	12	3	1	8	29	4	0	.208
	Omaha	2-4	2.97	25	0	0	0	5	33.1	28	15	11	4	1	16	30	1	0	.230
	KANSAS CITY	1-0	6.48	10	0	0	0	0	8.1	11	8	6	1	0	5	7	0	0	.314
2017	Omaha	1-1	3.09	25	0	0	0	2	32.0	32	12	11	3	0	9	17	0	0	.274
	KANSAS CITY	1-0	3.20	33	0	0	0	0	45.0	50	23	16	4	0	13	27	1	0	.276
2018	KANSAS CITY	5-4	3.25	65	0	0	0	0	72.0	70	28	26	7	2	20	46	2	0	.259
	Omaha	0-1	5.40	3	0	0	0	0	3.1	5	2	2	0	0	1	3	1	0	.333
<b>Minor League Totals</b>		<b>16-14</b>	<b>3.01</b>	<b>120</b>	<b>5</b>	<b>0</b>	<b>0</b>	<b>24</b>	<b>212.0</b>	<b>200</b>	<b>80</b>	<b>71</b>	<b>15</b>	<b>2</b>	<b>55</b>	<b>152</b>	<b>14</b>	<b>2</b>	<b>.253</b>
<b>Major League Totals</b>		<b>7-4</b>	<b>3.45</b>	<b>108</b>	<b>0</b>	<b>0</b>	<b>0</b>	<b>0</b>	<b>125.1</b>	<b>131</b>	<b>59</b>	<b>48</b>	<b>12</b>	<b>2</b>	<b>38</b>	<b>80</b>	<b>3</b>	<b>0</b>	<b>.270</b>

**CAREER BATTING/FIELDING**

	Avg.	AB	H	HR	RBI	Position	Pct.	G	TC	PO	A	E	DP
MLB Totals	.000	0	0	0	0	Pitcher	.933	108	30	10	18	2	1

**SINGLE GAME BESTS**

**STRIKEOUTS**

- 4 Sept. 13, 2017 vs. CWS
- 3 Sept. 6, 2017 at DET

**INNINGS PITCHED**

- 3.0 Sept. 13, 2017 vs. CWS
- May 1, 2018 at BOS

**ROYALS LARGEST COME-FROM-BEHIND WINS**

Deficit	Date	Opponent	Situation	Inning	Final
9 runs	June 15, 1979	at Milwaukee	Down 11-2	4th	14-11
7 runs	September 6, 1978	at Oakland	Down 7-0	4th	11-8 (12 inn)
7 runs	June 7, 1984	Seattle	Down 7-0	3rd	9-8
7 runs	July 17, 1991	Baltimore	Down 7-0	4th	9-8 (15 inn)
7 runs	July 16, 1999	at Milwaukee	Down 7-0	2nd	12-10
7 runs	June 26, 1999	Cleveland	Down 7-0	3rd	11-7
7 runs	June 8, 2006	Texas	Down 11-4	3rd	16-12
7 runs	June 22, 2008	San Francisco	Down 10-3	5th	11-10

**ROYALS LARGEST BLOWN LEADS IN A LOSS**

Deficit	Date	Opponent	Situation	Inning	Final
9 runs	August 23, 2006	Cleveland	Led 10-1	1st	lost 15-13
8 runs	June 18, 1993	at Oakland	Led 8-0	2nd	lost 10-9
8 runs	July 3, 1999	at Cleveland	Led 8-0	2nd	lost 9-8
7 runs	May 14, 1983	Detroit	Led 7-0	2nd	lost 11-10
7 runs	May 20, 1985	at Texas	Led 7-0	5th	lost 8-7
7 runs	June 8, 1995	at Texas	Led 8-1	8th	lost 10-9 (10 inn)
7 runs	April 27, 2003	at Toronto	Led 8-1	4th	lost 10-9



**#52 SAM McWILLIAMS**  
RIGHT - H A N D E D P I T C H E R

**BATS  
RIGHT**

**THROWS  
RIGHT**

**HEIGHT  
6-7**

**WEIGHT  
225**

**BORN: SEPT. 4, 1995 | 23 | ORLANDO, FLA.**

**SELECTED: FROM TAMPA BAY | 2018 RULE 5 DRAFT**

**MLB SERVICE: 0 DAYS**

**2018 SEASON**

- 👑 Started the season with Visalia (A+) in the Diamondbacks' organization, and went 1-1 with a 2.10 ERA (6 ER in 25.2 IP) and 32 strikeouts (11.2 K/9) in his first five starts.
- 👑 Recorded a career-high 12 strikeouts in 5.2 innings on April 26 vs. Lancaster, his last start in the Diamondbacks' organization.
- 👑 Acquired by Tampa Bay with LHP Colin Poche on May 1, as players to be named to complete a trade that sent Steven Souza Jr. to Arizona in a three-team deal

on Feb. 20, 2018.

- 👑 Made 22 appearances (18 starts) between Charlotte (A+) and Montgomery (AA) in the Rays' organization following the trade, and went 6-8 with a 4.90 ERA (61 ER in 112 IP).
- 👑 Recorded a career-high 8.0 scoreless innings on three hits and two walks in a 1-0 win at Jacksonville on July 2.
- 👑 Had a 4.13 ERA (54 ER in 117.2 IP) in 23 starts and a 5.85 ERA (13 ER in 20 IP) in four relief appearances.

**HONORS AND AWARDS**

- 👑 2017 Midwest League midseason/postseason All-Star

**CAREER HIGHLIGHTS**

- 👑 Selected second overall by Kansas City from Tampa Bay in the Rule 5 Draft, Dec. 13.
- 👑 **2017:** Spent the whole year at Kane County (A) and went 11-6 with a 2.84 ERA (42 ER in 133 IP) in 25 starts...ranked among Midwest League leaders in ERA (2nd), WHIP (1.08, 3rd) and opponents' average (.230, 5th).
- 👑 Started the season with a streak of 36.0 homerless

innings over his first seven starts, in which he went 4-1 with a 2.50 ERA.

- 👑 **2016:** Made season debut in June and went 3-6 with a 3.98 ERA (33 ER in 74.2 IP) in 15 starts with Kane County (A).
- 👑 **2015:** Following the season, was acquired by Arizona from Philadelphia for RHP Jeremy Hellickson.

**MISCELLANEOUS NOTES**

- 👑 Full name is **Samuel Rutherford McWilliams**... resides in Hendersonville, Tenn.
- 👑 Graduated from Beech HS in Hendersonville, Tenn.

in June 2014...later that month, was selected by Philadelphia in the eighth round of the 2014 First-Year Player Draft.

**CAREER PITCHING**

YEAR	CLUB	W-L	ERA	G	GS	CG	SHO	SV	IP	H	R	ER	HR	HB	BB	SO	WP	BK	AVG
2014	GCL Phillies	2-3	5.40	9	5	0	0	0	25.0	28	16	15	1	1	6	10	4	2	.298
2015	GCL Phillies	0-2	3.27	7	7	0	0	0	33.0	29	13	12	1	3	5	21	3	1	.232
2016	Kane County	3-6	3.98	15	15	0	0	0	74.2	86	43	33	4	2	18	43	2	1	.292
2017	Kane County	11-6	2.84	25	25	0	0	0	133.0	112	46	42	5	4	31	98	4	0	.230
2018	Visalia	1-1	2.10	5	5	0	0	0	25.2	20	7	6	1	0	6	32	3	0	.215
	Charlotte	0-1	3.86	3	3	0	0	0	11.2	13	6	5	0	2	3	7	2	0	.277
	Montgomery	6-7	5.02	19	15	0	0	0	100.1	111	61	56	13	5	40	94	10	0	.282
<b>Minor League Totals</b>		<b>23-26</b>	<b>3.77</b>	<b>83</b>	<b>75</b>	<b>0</b>	<b>0</b>	<b>0</b>	<b>403.1</b>	<b>399</b>	<b>192</b>	<b>169</b>	<b>25</b>	<b>17</b>	<b>109</b>	<b>305</b>	<b>28</b>	<b>4</b>	<b>.260</b>

**CAREER TRANSACTIONS**

- 2014 Selected by the Philadelphia Phillies in the eighth round of the First-Year Player Draft...signed by Nate Dion
- 2015 Acquired by the Arizona Diamondbacks from the Philadelphia Phillies for RHP Jeremy Hellickson, Nov. 14
- 2018 Acquired by the Tampa Bay Rays from the Arizona Diamondbacks with LHP Colin Poche as PTBN to complete three-team deal with the New York Yankees, May 1...original trade on Feb. 20 sent OF Steven Souza Jr. and RHP Taylor Widener to Arizona, INF Brandon Drury to the New York and INF/OF Nick Solak and LHP Anthony Banda to Tampa Bay
- Selected by the Kansas City Royals in the Rule 5 Draft (2nd overall) from the Tampa Bay Rays, Dec. 13





**#15 WHIT MERRIFIELD**  
INFIELDER / OUTFIELDER

BATS  
RIGHT

THROWS  
RIGHT

HEIGHT  
6-1

WEIGHT  
195

BORN: JAN. 24, 1989 | 30 | FLORENCE, S.C.

SELECTED: NINTH ROUND | 2010 DRAFT

MLB SERVICE: 2 YEARS, 101 DAYS

**2018 SEASON**

- ✦ Made the Opening Day roster for the first time, and recorded career highs in games (158), runs (88), hits (192), doubles (43), walks (61), stolen bases (45), batting average (.304), on-base percentage (.367) and OPS (.806), all of which led the team...voted Les Milgram Player of the Year honors by the Kansas City chapter of the BBWAA.
- ✦ Named Royals finalist for the Hank Aaron Award.
- ✦ Became the third player since WWII to lead the Major Leagues in both hits (192) and steals (45), joining: Dee Gordon (2015) and Ichiro Suzuki (2001)...prior to 1945, the only others to do it were: Snuffy Stirnweiss (1944), Ty Cobb (1917, 1915, 1911, 1909), Benny Kauff (1914) and Honus Wagner (1908).
- ✦ Was the third Royal to lead the Majors in hits, joining: Willie Wilson (club-record 230 hits in 1980) & George Brett (212 in 1979; 215 in 1976, tied with Pete Rose).
- ✦ Became the second Royal to lead the Majors in steals, joining Willie Wilson (club-record 83 in 1979).
- ✦ Became the first Royal to lead the American League in stolen base in consecutive seasons (34 in 2017)...his 45 steals in 2018 were most by a Royal since Johnny Damon (46) in 2000.
- ✦ Led the Majors with 28 steals following the All-Star break, one more than teammate Adalberto Mondesi.
- ✦ Had a career-high-tying three stolen bases twice: May 18 vs. the Yankees and May 6 vs. Detroit.
- ✦ Had a club-record 16 steals of third base (18 attempts), four more than the previous high set by Lorenzo Cain (12) in 2015...was the most in the American League since Rajai Davis (17) in 2012.
- ✦ Became the third Royal with at least 10 HR and 30 SB in consecutive seasons, joining: Carlos Beltrán (2001-03), Johnny Damon (1999-2000) and Amos Otis (1970-71, 1978-79)...he and Trea Turner are the only ones in the Majors to do it in each of the last two seasons.
- ✦ Ranked among American League leaders in: plate appearances (707, 2nd), at-bats (632, tied for 2nd), multi-hit games (54, tied for 4th), doubles (43, 6th), batting average (.304, 6th), times on base (259, 7th) and on-base percentage (.367, 8th).
- ✦ Started in 157 of the Royals' 162 games, including starts at: second base (107), center field (27), designated hitter (10), right field (7), first base (5) and left field (1)...only two players started at least five games at more than five different positions: Niko Goodrum and Neil Walker (6 each).
- ✦ Had a club-record four hits streaks of at least 12 games, most in the Majors: May 6-19 (12), June 27-July 10 (12), Aug. 12-23 (12) and Sept. 10-30 (20).
- ✦ Ended the season on a career-high 20-game hit streak, in which he hit .318/.379/.482 (27-for-85)...was the longest streak in the Majors in 2018 and the longest by a Royal since Jose Guillen (21 from June 4-27, 2010)... Marco Scutaro ended 2012 with a 20-game hit streak.
- ✦ Became the seventh American League player (8th time) in the last 84 years (since 1935) to record a 40-double, 40-steal season, joining: José Altuve (2014), Brian Roberts (2007-08), Alfonso Soriano (2002), Johnny Damon (2000 with Kansas City), Roberto Alomar (1991) and Paul Molitor (1987).
- ✦ Hit three leadoff HR: July 2 vs. Cleveland (Corey Kluber), Aug. 26 vs. Cleveland (Shane Bieber) and Sept. 10 vs. the White Sox (Lucas Giolito)...his six career leadoff HR are tied with Freddie Patek for fifth most in Royals history, trailing: Alex Gordon (14), David DeJesus (11), Willie Wilson (11) and Johnny Damon (10).
- ✦ His 33 leadoff hits were tied with George Springer for fourth most in the Majors.
- ✦ Hit .357/.406/.538 (65-for-182) vs. left-handed pitchers, the fifth-best average in the Majors.
- ✦ Hit .398/.471/.579 (53-for-133) vs. American League East teams, the highest average and on-base percentage in the Majors (min. 100 at-bats)...his safely in 29 of 33 games vs. the AL East, including 16 multi-hit efforts.
- ✦ Had a career-high five hits on July 8 vs. Boston—four of which came vs. Rick Porcello—the first five-hit game by a Royal since Eric Hosmer on July 26, 2017 at Detroit, and the first ever five-hit game by a Royal as a second baseman.
- ✦ Hit his first career pinch-hit HR on Aug. 2 at the White Sox, a three-run shot off Xavier Cedeño that turned a 2-0 deficit into a 3-2 lead in the eighth inning...was the Royals' first pinch-hit HR since Aug. 18, 2014 at Minnesota (Erik Kratz).
- ✦ Named Royals Player of the Month for August, after recording 39 hits, two shy of the Major League lead...his .358 average ranked third in the American League.
- ✦ Hit his first career walk-off HR on Sept. 1 vs. Baltimore, a two-run shot off Mychal Givens.
- ✦ Led the American League with 83 hits after the All-Star break for the second straight season (94 in 2017).
- ✦ Had a career-high 22-game on-base streak from Aug. 10-Sept. 2, in which he hit .368/.429/.563 (32-for-87).

**HONORS AND AWARDS**

- 🏆 2018 Les Milgram Royals Player of the Year
- 🏆 2018 MLB Japanese All-Star Tour participant
- 🏆 **First MLB home run:** June 13, 2016 vs. Cleveland, solo shot off Carlos Carrasco
- 🏆 **First MLB hit:** May 18, 2016 vs. Boston-2, single off David Price
- 🏆 2014 George Brett Minor League Hitter of the Year
- 🏆 2014 Omaha Player of the Year
- 🏆 2014 Texas League midseason All-Star
- 🏆 2012 Wilmington Player of the Year
- 🏆 2011 Carolina League midseason All-Star

**CAREER HIGHLIGHTS**

- 🏆 Signed four-year contract with a club option for 2023 on Jan. 28, 2019.
- 🏆 He's the only player in the Majors since 2017 with at least 70 doubles (75) and 70 stolen bases (American League-leading 79)...no other player has more than 60 of each.
- 🏆 **2017:** Spent majority of the season with the Royals, playing in 145 games, which included 131 starts at second base and 12 in the outfield (8 in RF, 4 in LF).
- 🏆 Led the American League with 34 stolen bases, becoming the first Royal to lead the league in steals since Johnny Damon (46) in 2000...his stolen base total ranked fourth in the Majors, behind Dee Gordon (60), Billy Hamilton (59) and Trea Turner (46).
- 🏆 Became the third Royals player (4th time) with at least 30 doubles, 30 steals and 19 home runs in a season, joining Carlos Beltran (2001, 2002) and Amos Otis (1978).
- 🏆 Hit 18 of his home runs as a second baseman, the most by a Royals second sacker not named Frank White, who hit 22 in 1985 and 1986.
- 🏆 Tied for third in the American League in triples and tied for fourth in infield hits (23).
- 🏆 Led the American League with 94 hits after the All-Star break, the most second-half hits by a Royal since Billy Butler (102) and Alex Gordon (98) in 2012.
- 🏆 Recorded 65 RBI out of the leadoff spot, ranking fourth in the Majors, behind only Colorado's Charlie Blackmon (103), Minnesota's Brian Dozier (93) and Houston's George Springer (84)...hit .321 (36-for-112) with RISP.
- 🏆 Had a 19-game hitting streak (May 13-June 4), which tied for the longest in the American League in 2017 with Jose Altuve.
- 🏆 Hit three leadoff home runs – July 4 at Seattle (Felix Hernandez), July 25 at Detroit (Michael Fulmer) and Aug. 24 vs. Colorado (German Marquez).
- 🏆 Recorded his first multi-homer game on July 23 vs. the White Sox, hitting solo shots off Derek Holland and Dan Jennings...became the first Royals second baseman with a multi-homer game since Alberto Callaspo on April 18, 2010 (at Minnesota) and the first Royals leadoff hitter (any position) with a multi-homer game since Lorenzo Cain on September 7, 2012 (at White Sox).
- 🏆 Became the 12th Royal (16th time) to homer in both games of a doubleheader, August 6 vs. Seattle...he and Salvador Perez (May 21 at Minnesota) both accomplished this in 2017.
- 🏆 Set a career-high with five RBI on Aug. 13 at Guaranteed Rate Field, the most by a Royals leadoff hitter since David DeJesus also drove in five runs June 15, 2008 vs. Arizona.
- 🏆 Finished one step away from hitting for the cycle twice: May 29 vs. Detroit (double, triple, homer) and Aug. 13 at Chicago White Sox (single, triple, homer).
- 🏆 **2016:** Made his Major League debut on May 18 vs. Boston in the second game of a split doubleheader...recorded his first hit off David Price.
- 🏆 Played in 81 games, making 55 starts at second base, 11 in left field, three in right field, three at third base and one at first base...became the first Royals player to start games at five different positions (none of them as the DH) since Willie Bloomquist in 2010.
- 🏆 Among AL rookies who recorded at least 300 at-bats, tied for second in doubles (22), ranked third in average (.283) and on-base percentage (.323) and fourth in multi-hit games (27).
- 🏆 Set a Royals record by hitting safely in his first 11 starts...also hit in 30 of his first 34 games overall (May 18-June 27)...since 1960, only Ichiro Suzuki (32 in 2001) and David Dahl (31 in 2016) have hit in more of their first 34 games.
- 🏆 Recorded a hit in each of his first 18 home games, the third-longest streak to begin a career since 1913, trailing Rocco Baldelli (20 in 2003) and Albert Pujols (19 in 2001).
- 🏆 Batted .339 (39-for-115) over his first 27 games (May 18-June 18), 12th-best in the American League over that span.
- 🏆 Recorded his first home run on June 13 vs. Cleveland and hit his second the next day, becoming the first Royals rookie to homer in consecutive games since Mike Moustakas in 2011.
- 🏆 Had his contract selected from Omaha (AAA) on May 18...optioned back to Triple-A on July 26, before being recalled on Sept. 2...recorded 20 steals in 22 attempts, ranking 17th in the Pacific Coast League, despite playing in 69 games.
- 🏆 **2015:** Spent the season with Omaha, appearing at every position except for pitcher and catcher.
- 🏆 In 2015, tied for fourth in the Pacific Coast League in stolen bases (32) and ranked fifth in runs scored (83)...had an 18-game hitting streak (April 16-May 4), batting .370 (27-for-73) with five doubles, two triples and two homers.
- 🏆 **2014:** Named George Brett Hitter of the Year (organization's top offensive player) and Omaha Player of the Year.
- 🏆 Tied for sixth among all minor leaguers with 41 doubles combined between Northwest Arkansas (AA) and Omaha (AAA)...would have won the 2014 Pacific Coast League batting title (.340), but finished 65 at-bats shy of qualifying.
- 🏆 Hit safely in all 14 of Omaha's games during the 2014 postseason, hitting .386 (17-for-44) with two doubles, three homers and seven runs scored...that included going 4-for-4 with a double in Game 2 of the Championship Series at Reno.
- 🏆 **2012:** Named Wilmington (A) Player of the Year.

**MISCELLANEOUS NOTES**

- 👑 Full name is **Whitley David Merrifield**...resides in Advance, N.C.
- 👑 Graduated from David County High School in Mocksville, N.C., in 2007...batted .464 as a junior and .400 as a senior, earning all-state selections both years.
- 👑 Attended the University of South Carolina...hit .326 as a freshman to earn SEC All-Freshman honors in 2008...batted .340 during his sophomore season, playing in all 63 games.
- 👑 Helped lead the Gamecocks to the 2010 College World Series title...drove in the winning run with an 11th-inning single to beat UCLA (2-1) in the championship game, the last CWS contest played at Rosenblatt Stadium.
- 👑 Batted .321 with 13 home runs and 42 RBI during his

junior year (2010), taking honors as the Earnest Brooks Co-Male Athlete of the Year...finished his career sixth in school history with 263 hits and fifth with 197 runs.

- 👑 Mother, Kissy, was a five-time South Carolina state champion in tennis and played collegiately at Wake Forest University...father, Bill, was a two-time ACC Player of the Year at Wake Forest in baseball and played in the minor leagues.
- 👑 Competed in the Japanese Game Show Sports Danshi Grand Prix during the 2017 offseason...show included several athletes from other sports, including Olympic Gold Medal sprinter, Justin Gatlin.
- 👑 Participated in several community projects in 2018, including a Special Olympics Clinic and hosting Gold Star Families at Kauffman Stadium...also participated in Royals FanFest 2017-19.

**CAREER BATTING**

YEAR	CLUB	AVG	G	AB	R	H	2B	3B	HR	RBI	SAC	SF	HP	BB	SO	SB	CS	OBP	SLG	E
2010	Burlington	.253	47	186	24	47	8	3	5	26	4	1	3	15	42	5	3	.317	.409	1
2011	Wilmington	.262	126	477	74	125	30	3	5	36	10	4	4	52	89	24	14	.337	.369	6
2012	Wilmington	.258	101	380	59	98	20	3	8	36	10	5	4	41	69	25	5	.333	.389	7
	Northwest Arkansas	.260	24	96	12	25	2	1	1	8	1	1	0	8	19	3	2	.314	.333	2
2013	Northwest Arkansas	.270	94	322	31	87	20	5	3	43	5	2	2	22	57	17	7	.319	.391	7
2014	Northwest Arkansas	.278	44	162	22	45	13	1	5	20	4	1	1	22	27	5	4	.366	.463	5
	Omaha	.340	76	321	57	109	28	3	3	29	2	3	2	17	52	11	7	.373	.474	2
2015	Omaha	.265	135	544	83	144	29	5	5	38	4	3	4	39	66	32	9	.317	.364	11
2016	Omaha	.266	69	274	46	73	19	0	8	29	2	4	2	22	55	20	2	.321	.423	5
	KANSAS CITY	.283	81	311	44	88	22	3	2	29	1	1	0	19	72	8	3	.323	.392	5
2017	Omaha	.412	9	34	6	14	4	0	3	9	0	1	1	4	1	1	1	.432	.794	0
	KANSAS CITY	.288	145	587	80	169	32	6	19	78	1	7	6	29	88	*34	8	.324	.460	12
2018	KANSAS CITY	.304	158	632	88	*192	43	3	12	60	2	6	6	61	114	*45	10	.367	.438	7
	Minor League Totals	.274	725	2796	414	767	173	24	46	274	42	25	23	239	480	143	54	.334	.403	46
	Major League Totals	.293	384	1530	212	449	97	12	33	167	4	14	12	109	274	87	21	.342	.437	24

\*-Led League

**CAREER TRANSACTIONS**

- 2010 Selected by the Kansas City Royals in the ninth round of the First-Year Player Draft...signed by Casey Fahy
- 2019 Signed by the Kansas City Royals to a four-year contract, Jan. 28

**HOME RUN INFORMATION**

**MULTI-HOMER GAMES (1)**

July 23, 2017 vs. CWS (2)

**WALK-OFF (1)**

Sept. 1, 2018 vs. BAL (Givens)

**PINCH-HIT (1)**

Aug. 2, 2018 at CWS (Cedeño)

**LEADOFF (8)**

July 4, 2017 at SEA (Hernandez)

July 25, 2017 at DET (Fulmer)

Aug. 24, 2017 vs. COL (Marquez)

July 2, 2018 vs. CLE (Kluber)

Aug. 26, 2018 vs. CLE (Bieber)

Sept. 10, 2018 vs. CWS (Giolito)

**WALK-OFF RBI (3)**

- 👑 June 23, 2017 vs. Toronto, (double off Grilli, 9th)
- 👑 July 21, 2017 vs. Chicago White Sox, (sac fly off Clippard, 10th)
- 👑 Sept. 1, 2018 vs. Baltimore, (2-run HR off Givens, 9th)

**SINGLE GAME BESTS**

**HITS**

5 July 8, 2018 vs. BOS

**DOUBLES**

3 Sept. 6, 2017 at DET

**RBI**

5 Aug. 13, 2017 at CWS

4 June 18, 2016 vs. DET

**RUNS**

3 (4x) last: Aug. 31, 2018 vs. BAL

**STOLEN BASES**

3 (3x) last: May 18, 2018 vs. NYY

**HITTING STREAKS**

20 Sept. 10-30, 2018

19 May 13-June 4, 2017

12 Aug. 12-23, 2018

June 27-July 10, 2018

May 6-19, 2018

**CAREER FIELDING**

Position	Pct.	G	TC	PO	A	E	DP
First Base	1.000	7	51	50	1	0	5
Second Base	.984	305	1304	499	784	21	203
Third Base	.909	6	11	1	9	1	2
Outfield	.987	71	156	149	5	2	2

**#27 ADALBERTO MONDESI**  
INFIELDERBATS  
SWITCHTHROWS  
RIGHTHEIGHT  
6-1WEIGHT  
190

BORN: JULY 27, 1995 | 23 | LOS ANGELES, CALIF.

SIGNED: NON-DRAFTED FREE AGENT | JULY 27, 2011

MLB SERVICE: 1 YEAR, 88 DAYS

**2018 SEASON**

- 🏆 Became the first player in Major League history to record at least 14 HR and 32 SB in 75 games or fewer.
- 🏆 In the last 45 years (since 1974), his combination of HR (14) and SB (32) is matched by only six others in their age-22 season or younger, including: Mike Trout (2012-13), Hanley Ramírez (2006), Jimmy Rollins (2001), Alex Rodriguez (1998), Sammy Sosa (1990) & Barry Bonds (1986-87).
- 🏆 Started the season on the DL due to right shoulder impingement syndrome...made his season debut on April 30 with Omaha (AAA), where he hit .250/.295/.492 (30-for-120) with 16 extra-base hits, 21 RBI and 10 stolen bases in 29 games.
- 🏆 Recalled on June 17 and spent the rest of the season with Kansas City.
- 🏆 Named Joe Burke Special Achievement Award winner by the Kansas City chapter of the BBWAA.
- 🏆 Hit just .143 (3-for-21) in his first seven games, but hit .287/.316/.524 (73-for-254) in 68 games after that.
- 🏆 His 14 HR were third most on the team—despite not making his debut until June 17—trailing only Salvador Perez (27) and Mike Moustakas (20).
- 🏆 Started at shortstop on June 22 at Houston, becoming the first Royal other than Alcides Escobar to start at the position since Sept. 25, 2015 (Christian Colón), snapping Escobar's streak of 407 consecutive starts at shortstop.
- 🏆 Had a career high four RBI on July 10 at Minnesota, including a three-run HR, becoming the first Royals shortstop other than Alcides Escobar to HR since Yuniesky Betancourt on June 6, 2012.
- 🏆 Of his 14 HR, 13 came as a shortstop, fourth most in club history behind: Jay Bell (21 in 1997), Angel Berroa (17 in 2003) and Yuniesky Betancourt (16 in 2010).
- 🏆 The Royals went 29-29 (.500) in his 58 starts at shortstop, and 29-75 (.279) in all other games.
- 🏆 Ranked fourth in the American League with 32 stolen bases, despite not making his season debut until June 17 (75 games)...he's one of three AL players since 1900 to record at least 32 SB in 75 games or fewer, joining: Alex Cole (40 in 1990) and Coco Crisp (32 in 2010).
- 🏆 Was successful on 32 of his 39 stolen bases attempts (82.1%)...only three players had a better rate and more attempts: Jonathan Villar (35-for-40, 87.5%), José Ramírez (34-for-40, 85.0%) and Trea Turner (43-for-52, 82.7%).
- 🏆 Had 27 steals after the All-Star break, one behind teammate Whit Merrifield for the Majors lead.
- 🏆 On Aug. 14 vs. Toronto, he had a career-high four hits and a career-high three steals, becoming the fifth Royal (6th time) with a four-hit, three steal game, joining: Jose Offerman (Sept. 17, 1998), Amos Otis (Sept. 8, 1978 and Sept. 7, 1971), Freddie Patek (June 9, 1971) and Pat Kelly (May 30, 1969, Game 2).
- 🏆 At 23 years, 18 days old, he was the sixth-youngest player since at least 1908 with a four-hit, three-steal game, trailing: Jose Reyes (22.069 on Aug. 19, 2005), Gerald Young (22.327 on Sept. 14, 1987), Tim Raines (21.217 on April 21, 1981), Luis Aparicio (22.146 on Sept. 22, 1956) and Howard Freigau (21.308 on June 4, 1924)...Raines was the only other to do it with two extra-base hits.
- 🏆 Over his last 30 games (since Aug. 25), he hit .312/.351/.624 (39-for-125) with 25 runs, 17 extra-base hits (10 HR), 22 RBI and 16 SB...during that time, he ranked among the American League leaders in: HR (tied for 2nd), stolen bases (tied for 2nd), runs (tied for 4th), hits (tied for 4th) and extra-base hits (tied for 6th).
- 🏆 Named Royals Player of the Month for September, batting .282/.322/.564 (31-for-110) with 20 runs, eight HR, 17 RBI and 14 stolen bases in 26 games...his combination of eight HR and 14 SB have been matched in a calendar month by only two others since 1913: Carlos Beltrán (10 HR, 16 SB) in August 2004 and Joe Morgan (8 HR, 15 SB) in August 1976.
- 🏆 His eight HR in September were most by a Royals shortstop in any calendar month.
- 🏆 Recorded a HR and SB in the same game six times, five of which came in September...the Major League leader for the entire season was Mike Trout, who had seven such games...six such games is third most in Royals history, trailing Carlos Beltrán (9 in 2003, 7 in 2001).
- 🏆 Hit .270/.303/.486 (50-for-185) as a left-handed batter and .289/.312/.522 (26-for-90) as a right-handed batter.
- 🏆 In 39 games vs. American League Central teams, he hit .309/.350/.577 (46-for-149), including 11 of his 14 HR.

**HONORS AND AWARDS**

- 🏆 2018 Joe Burke Royals Special Achievement Award
- 🏆 2017 MiLB.com Organization All-Star
- 🏆 2017 Pacific Coast League midseason All-Star
- 🏆 **First MLB home run:** Aug. 16, 2016 at Detroit, solo shot off Justin Verlander
- 🏆 **First MLB hit:** July 27, 2016 vs. Los Angeles Angels, single off Matt Shoemaker
- 🏆 2015 SiriusXM All-Star Futures Game participant (World)
- 🏆 2015 Texas League midseason All-Star
- 🏆 2014 Arizona Fall League "Rising Star"



**CAREER HIGHLIGHTS**

- 🏆 **2017:** Made his first Opening Day roster, but spent a majority of the season with Omaha (AAA) after being optioned on April 21...over three stints with the Royals, batted .170 (9-for-53) with a double, a homer, three RBI and five steals.
- 🏆 Opened the year as the starting second baseman, but hit .109 (4-for-39) over his first 14 games...returned to the big leagues on Sept. 1 and went 5-for-11 (.455).
- 🏆 Hit his lone home run on April 12, a solo shot off Oakland's Frankie Montas in the ninth inning.
- 🏆 Struck out 22 times in just 53 at-bats (41.5 percent) at the Major League level.
- 🏆 In 85 games with the Storm Chasers, batted .305 (98-for-321) with 20 doubles, eight triples, 13 homers, 52 RBI and 52 runs scored...tied for 10th in the Pacific Coast League in triples and ranked eighth in steals (21).
- 🏆 Selected to the PCL All-Star team after batting .316/.346/.544 (75-for-237) before the break.
- 🏆 **2016:** Made his regular season debut on July 26 and played in 47 games over the final 10 weeks of the season...made 40 starts at second base and also played in seven games at shortstop.
- 🏆 Among AL rookies, ranked fourth in stolen bases (9) and tied for sixth in triples (3)...also tied for eighth among all AL players in sacrifices (6) and bunt hits (5).
- 🏆 Recorded his first Major League hit on his 21st birthday (July 27), a bunt single off Angels' pitcher Matt Shoemaker...became the first Royals player to record his first MLB hit on his birthday...also collected his first RBI later in the same game.
- 🏆 Hit his first home run – a solo shot off Justin Verlander – on Aug. 16 in Detroit...at 21 years, 20 days, he became the fifth-youngest Royal to hit his first Major League home run, trailing: Buck Martinez (20.233), George Brett (20.358), Jamie Quirk (20.333) and Clint Hurdle (20.050).
- 🏆 Played in 52 games in the minor leagues between Omaha, Northwest Arkansas (AA) and Wilmington (A)...served a 50-game suspension (May 10-July 4) for violating MLB's Joint Drug Prevention and Treatment Program.
- 🏆 Entered the 2016 season as the top prospect in the Royals' organization according to *Baseball America*... also held that title in 2015.
- 🏆 **2015:** Spent the entire season at Northwest Arkansas, where he tied for fifth in the Texas League in triples (5) and tied for ninth in stolen bases (19).
- 🏆 Participated in the SiriusXM All-Star Futures Game at Great American Ballpark in Cincinnati, going 1-for-2 for the World Team.
- 🏆 **2014:** Led the Carolina League (A) in triples (12), which also tied for seventh among all minor league players.
- 🏆 Named a 'Rising Star' in the Arizona Fall League following the season...hit .233 with six doubles and five steals for the Peoria Javelinas.
- 🏆 **2013:** Selected as Lexington (A) Player of the Year as well as a South Atlantic League All-Star...tied for eighth in the league in triples (7) and tied for 15th in steals (24)...also ranked fifth in at-bats (482), while appearing in 125 games.

**POSTSEASON HIGHLIGHTS**

- 🏆 Made his Major League debut in Game 3 of the 2015 World Series, pinch hitting for pitcher Yordano Ventura...struck out in his only plate appearance.
- 🏆 Became the first player in big league history to make his debut during the World Series.

**MISCELLANEOUS NOTES**

- 🏆 Full name is **Raúl Adalberto Mondesi**...resides in San Cristobal, Dominican Republic.
- 🏆 Son of 1994 National League Rookie of the Year, Raul Mondesi, who played in 13 Major League seasons with the Dodgers (1993-99), Toronto (2000-02), the Yankees (2002-03), Arizona (2003), Pittsburgh (2004), the Angels (2004) and Atlanta (2005).
- 🏆 Older brother, Raul Jr., played in the Milwaukee Brewers' and Tampa Bay Rays' organizations.

**CAREER BATTING**

YEAR	CLUB	AVG	G	AB	R	H	2B	3B	HR	RBI	SAC	SF	HP	BB	SO	SB	CS	OBP	SLG	F
2012	Idaho Falls	.290	50	207	35	60	7	2	3	30	1	4	1	19	65	11	2	.346	.386	23
2013	Lexington	.261	125	482	61	126	13	7	7	47	15	3	2	34	118	24	10	.311	.361	30
2014	Wilmington	.211	110	435	54	92	14	*12	8	33	8	2	3	24	122	17	4	.256	.354	16
2015	Northwest Arkansas	.243	81	304	36	74	11	5	6	33	12	5	0	17	88	19	6	.279	.372	15
2016	Northwest Arkansas	.259	29	116	20	30	5	1	5	17	1	1	0	13	30	17	1	.331	.448	5
	Wilmington@	.243	9	37	5	9	2	1	1	4	0	0	0	2	11	2	0	.282	.432	0
	Omaha	.304	14	56	9	17	2	4	1	9	3	0	0	2	19	5	0	.328	.536	1
	KANSAS CITY	.185	47	135	16	25	1	3	2	13	6	0	2	6	48	9	1	.231	.281	4
2017	KANSAS CITY	.170	25	53	4	9	1	0	1	3	4	0	0	3	22	5	2	.214	.245	1
	Omaha	.305	85	321	52	98	20	8	13	52	10	6	2	18	86	21	3	.340	.539	13
2018	Omaha	.250	29	120	19	30	8	3	5	21	4	1	0	8	30	10	0	.295	.492	2
	KANSAS CITY	.276	75	275	47	76	13	3	14	37	3	1	1	11	77	32	7	.306	.498	7
<b>Minor League Totals</b>		<b>.258</b>	<b>532</b>	<b>2078</b>	<b>291</b>	<b>536</b>	<b>82</b>	<b>43</b>	<b>49</b>	<b>246</b>	<b>54</b>	<b>22</b>	<b>8</b>	<b>137</b>	<b>569</b>	<b>126</b>	<b>26</b>	<b>.303</b>	<b>.410</b>	<b>105</b>
<b>Major League Totals</b>		<b>.238</b>	<b>147</b>	<b>463</b>	<b>67</b>	<b>110</b>	<b>15</b>	<b>6</b>	<b>17</b>	<b>53</b>	<b>13</b>	<b>1</b>	<b>3</b>	<b>20</b>	<b>147</b>	<b>46</b>	<b>10</b>	<b>.273</b>	<b>.406</b>	<b>12</b>

\* - Led League

## POSTSEASON BATTING

YEAR	SERIES	vs. OPP	AVG	G	AB	R	H	2B	3B	HR	RBI	SH	SF	HP	BB	SO	SB	CS	E
2015	WS	vs. NYM	.000	1	1	0	0	0	0	0	0	0	0	0	0	1	0	0	0

## CAREER TRANSACTIONS

- 2011 Signed by the Kansas City Royals as a non-drafted free agent, July 27...signed by Edis Perez  
 2016 Suspended for 50 games by MLB for violating the Joint Drug Prevention & Treatment Program, May 10...reinstated July 4  
 2018 Placed on the 10-day disabled list (right shoulder impingement syndrome), March 29...reinstated April 30

## SINGLE GAME BESTS

## HITS

4 (2x) Sept. 12, 2018 vs. CWS  
 Aug. 14, 2018 vs. TOR

## DOUBLES

2 Aug. 14, 2018 vs. TOR

## RBI

4 (2x) Aug. 29, 2018 vs. DET  
 July 10, 2018 at MIN

## RUNS

3 Sept. 14, 2018 vs. MIN

## STOLEN BASES

3 Aug. 14, 2018 vs. TOR

## HITTING STREAKS

8 July 10-28, 2018

## CAREER FIELDING

Position	Pct.	G	TC	PO	A	E	DP
Second Base	.989	68	277	118	156	3	43
Shortstop	.970	77	302	110	183	9	38

## KANSAS CITY'S YOUNGEST MLB DEBUTS

Rk.	Name	ML Debut	Age Y/D	Opp.	W/L	Score	Notes
1.	Bret Saberhagen	4/04/84	19/359	vs. NYY	L	3-4	ND, 4.2 IP, 3 H, 0 R, 0 K
2.	Andres Blanco	4/17/04	20/6	at MIN	L	4-8	0-3, SO
3.	Clint Hurdle	9/18/77	20/50	vs. SEA	W	8-3	1-3, HR, 2 RBI, BB
4.	George Brett	8/02/73	20/79	at CWS	W	3-1	1-4, SO
5.	<b>Adalberto Mondesi</b>	<b>10/30/15</b>	<b>20/95</b>	<b>at NYM</b>	<b>L</b>	<b>3-9</b>	<b>0-1, SO</b>
6.	Mark Littell	6/14/73	20/148	at BAL	L	3-8	ND, 6.1 IP, 7 H, 1 ER, 2 K
7.	Dee Brown	9/14/98	20/171	vs. OAK	W	16-6	0-0, 1 R
8.	Zack Greinke	5/22/04	20/214	at OAK	L	4-5 (11)	ND, 5.0 IP, 5 H, 2 ER, 1 K
9.	Buck Martinez	6/18/69	20/223	vs. OAK	L	4-16 (G1)	0-1
10.	Tom Gordon	9/08/88	20/295	vs. OAK	L	1-5	ND, 2.0 IP, 0 H, 0 R, 2 K

Note: Adalberto Mondesi became the first player in MLB history to debut in a World Series game.



**#68 JAKE NEWBERRY**  
RIGHT-HANDED PITCHER

**BATS  
RIGHT**

**THROWS  
RIGHT**

**HEIGHT  
6-2**

**WEIGHT  
220**

**BORN: NOV. 20, 1994 | 24 | SAN DIEGO, CALIF.**

**SELECTED: 37TH ROUND | 2012 DRAFT**

**MLB SERVICE: 44 DAYS**

**2018 SEASON**

- ☛ Made a career-high 55 appearances between Northwest Arkansas (AA), Omaha (AAA) and Kansas City, and combined to go 7-0 with 15 saves and a 2.29 ERA (16 ER in 63 IP).
- ☛ Named Northwest Arkansas Pitcher of the Year... started the season with the Naturals and went 2-0 with 12 saves, a 2.12 ERA (7 ER in 29.2 IP) and 37 strikeouts (11.2 K/9) in 25 appearances.
- ☛ Made 16 appearances with Triple-A Omaha, where he went 3-0 with three saves and a 0.90 ERA (2 ER in 20 IP).
- ☛ Made his Major League debut on Aug. 20 in Tampa Bay, becoming the Royals' lowest-round draft pick to debut with the club since Jarrod Dyson (50th round in 2006) debuted in 2010.
- ☛ Recorded a scoreless ninth inning on Sept. 1 vs. Baltimore, ahead of Whit Merrifield's walk-off HR in

- the bottom half, to earn his first Major League win.
- ☛ Pitched a scoreless 10th inning on Sept. 10 vs. the White Sox, ahead of Brian Goodwin's walk-off run on an E1 in the bottom half, to earn his second win.
- ☛ Held opponents scoreless in 11 of his first 13 Major League outings, in which he had a 2.13 ERA (3 ER in 12.2 IP) and .200 opponents' average (9-for-45).
- ☛ Surrendered four runs—a grand slam to Josh Donaldson—on four hits and a walk in his last game on Sept. 28 vs. Cleveland.
- ☛ Of the eight runs he allowed, seven came via HR, all vs. Cleveland: Edwin Encarnacion on Aug. 26 (2-run HR), Yandy Diaz on Sept. 4 (solo HR) and Josh Donaldson on Sept. 28 (grand slam).
- ☛ In 10 games vs. teams other than Cleveland, he allowed just four hits in 8.1 scoreless innings.

**HONORS AND AWARDS**

- ☛ 2018 MiLB.com Organization All-Star
- ☛ First MLB win: Sept. 1, 2018 vs. Baltimore
- ☛ Two-time Texas League midseason All-Star (2017-18)

**CAREER HIGHLIGHTS**

- ☛ **2017:** Led Royals farmhands with 15 saves, third most in the Texas League, despite being promoted to Omaha (AAA) on Aug. 8.
- ☛ Named a Texas League midseason All-Star...went 4-2 with a 2.13 ERA (12 ER in 50.2 IP) in 36 appearances with the Naturals.
- ☛ **2016:** Ranked among Carolina League relief leaders in BB/9 (2.37, 3rd) and opponents' average (.224, 4th).
- ☛ **2014:** Ranked among Pioneer League leaders in wins (6, tied for 2nd), WHIP (1.41, 6th), ERA (4.50, 8th), strikeouts (65, 8th) and innings (68.0, 10th).

**MISCELLANEOUS NOTES**

- ☛ Full name is **Christopher Jake Newberry**...resides in Peoria, Ariz.
- ☛ Graduated from Mira Mesa HS (Calif.) in 2012, where he went 7-1 with a 1.08 ERA in 58.1 innings as a senior, and hit .408 at the plate.

**CAREER PITCHING**

YEAR	CLUB	W-L	ERA	G	GS	CG	SHO	SV	IP	H	R	ER	HR	HB	BB	SO	WP	BK	AVG
2012	Surprise	1-0	2.81	11	0	0	0	0	16.0	13	6	5	1	0	8	12	2	0	.232
2013	Burlington	1-1	2.68	11	6	0	0	1	47.0	39	19	14	3	0	24	50	9	0	.223
2014	Idaho Falls	6-4	4.50	13	10	1	0	0	68.0	74	37	34	3	4	22	65	5	0	.286
2015	Lexington	4-2	5.04	35	0	0	0	8	60.2	66	38	34	4	1	18	55	2	1	.277
2016	Lexington	0-0	0.00	6	0	0	0	0	9.2	7	4	0	0	0	2	11	1	0	.179
	Wilmington	3-2	3.00	29	0	0	0	3	57.0	48	22	19	4	2	16	51	5	1	.224
2017	Northwest Arkansas	4-2	2.13	36	0	0	0	15	50.2	45	17	12	3	0	19	33	3	1	.237
	Omaha	2-2	4.76	7	0	0	0	0	11.1	10	7	6	1	0	7	11	2	0	.213
2018	Northwest Arkansas	2-0	2.12	25	0	0	0	12	29.2	29	7	7	2	0	8	37	0	0	.254
	Omaha	3-0	0.90	16	0	0	0	3	20.0	13	3	2	1	1	6	16	0	0	.191
	KANSAS CITY	2-0	4.73	14	0	0	0	0	13.1	13	8	7	3	0	9	11	1	0	.255
<b>Minor League Totals</b>		<b>26-13</b>	<b>3.24</b>	<b>189</b>	<b>16</b>	<b>1</b>	<b>0</b>	<b>42</b>	<b>370.0</b>	<b>344</b>	<b>160</b>	<b>133</b>	<b>22</b>	<b>8</b>	<b>130</b>	<b>341</b>	<b>29</b>	<b>3</b>	<b>.246</b>
<b>Major League Totals</b>		<b>2-0</b>	<b>4.73</b>	<b>14</b>	<b>0</b>	<b>0</b>	<b>0</b>	<b>0</b>	<b>13.1</b>	<b>13</b>	<b>8</b>	<b>7</b>	<b>3</b>	<b>0</b>	<b>9</b>	<b>11</b>	<b>1</b>	<b>0</b>	<b>.255</b>

**CAREER TRANSACTIONS**

2012 Selected by the Kansas City Royals in the 37th round of the First-Year Player Draft...signed by Scott Groot



# #34 TREVOR OAKS

R I G H T - H A N D E D P I T C H E R

BATS  
RIGHT

THROWS  
RIGHT

HEIGHT  
6-3

WEIGHT  
240

BORN: MARCH 26, 1993 | 26 | RIVERSIDE, CALIF.

ACQUIRED: TRADE WITH LA DODGERS | JAN. 4, 2018

MLB SERVICE: 16 DAYS

## 2018 SEASON

- ☛ Made his big league debut on April 28 vs. the White Sox and pitched in four games (2 starts) over three stints with the Royals.
- ☛ Tossed 3.0 scoreless innings in a relief appearance on June 5 in a 1-0 Royals loss at Angel Stadium.
- ☛ Went 8-8 with a 3.23 ERA (46 ER in 128.1 IP) in 22 starts at Omaha (AAA)...led the Pacific Coast League in ERA.
- ☛ Named a PCL midseason All-Star...pitched a scoreless second inning at the Triple-A All-Star Game in Columbus, Ohio, working around a single and a walk.
- ☛ Posted a 6-3 mark with a 1.84 ERA (17 ER in 83.0 IP) with a .221 opponents' average (66-for-299) over his first 14 starts (through July 14)...went 2-5 with a 5.76 ERA (29 ER in 45.1 IP) from July 19 to the end of the season.

## HONORS AND AWARDS

- ☛ 2018 Pacific Coast League midseason All-Star
- ☛ 2016 Texas League midseason All-Star

## CAREER HIGHLIGHTS

- ☛ Acquired by the Royals, along with INF Erick Mejia, on Jan. 4, 2018 in a three-way trade that included the Los Angeles Dodgers and Chicago White Sox.
- ☛ **2017:** Spent a majority of the season with Oklahoma City (AAA), in the Dodgers' system...went 4-3 with a 3.64 ERA (34 ER in 84.0 IP) in 15 starts (16 appearances).
- ☛ Missed the final two months of the season with an oblique injury...placed on the disabled list on July 5...made rehab starts for Ogden (Rookie) and the Arizona League Dodgers (Rookie).
- ☛ Named PCL Pitcher of the Week for the week of June 4, after tossing 7.0 shutout innings in an 11-1 win at New Orleans on May 29...also hit a three-run homer.
- ☛ **2016:** Went 14-3 with a 2.74 ERA (46 ER in 151 IP) in 24 starts in the Dodgers' organization, between three levels: Oklahoma City, Tulsa (AA) and Rancho Cucamonga (A)...his 14 wins ranked second in the Dodgers' system.
- ☛ Selected as a Texas League All-Star, posting an 8-1 record and a 2.14 ERA (15 ER in 63.0 IP) with Tulsa...led the league in wins and tied for the lead in innings pitched at the time of his promotion on June 21.

## MISCELLANEOUS NOTES

- ☛ Full name is **Trevor Scott Oaks**...resides in Corona, Calif., with his wife, Kami.
- ☛ Graduated from Woodcrest Christian High School in Riverside, Calif. in 2011.
- ☛ Played collegiately at Biola University (La Mirada, Calif.) and California Baptist University.

## CAREER PITCHING

YEAR	CLUB	W-L	ERA	G	GS	CG	SHO	SV	IP	H	R	ER	HR	HB	BB	SO	WP	BK	AVG
2014	Ogden	5-2	6.31	14	3	0	0	0	35.2	41	27	25	2	1	13	29	5	1	.283
2015	Great Lakes	5-5	2.56	18	16	2	0	0	102.0	84	36	29	3	0	14	58	1	1	.221
	Rancho Cucamonga	3-0	3.04	5	5	0	0	0	23.2	28	11	8	2	1	5	16	1	0	.292
2016	Rancho Cucamonga	1-1	3.60	4	4	0	0	0	25.0	26	10	10	1	0	3	22	2	0	.280
	Tulsa	8-1	2.14	10	10	0	0	0	63.0	56	15	15	1	3	9	38	2	0	.239
	Oklahoma City	5-1	3.00	10	10	1	0	0	63.0	64	30	21	7	2	9	48	3	0	.262
2017	Oklahoma City	4-3	3.64	16	15	0	0	0	84.0	87	35	34	5	2	18	72	4	0	.277
	Arizona Dodgers@	0-0	0.00	1	1	0	0	0	2.0	0	0	0	0	0	0	3	0	0	.000
	Ogden@	0-0	7.94	2	2	0	0	0	5.2	12	6	5	1	0	1	6	0	0	.429
2018	Omaha	8-8	*3.23	22	22	1	0	0	128.1	130	50	46	5	4	44	70	6	1	.266
	KANSAS CITY	0-2	7.24	4	2	0	0	0	13.2	21	11	11	1	0	6	10	0	0	.375
	Minor League Totals	39-21	3.26	102	88	4	0	0	532.1	528	220	193	27	13	116	362	24	3	.260
	Major League Totals	0-2	7.24	4	2	0	0	0	13.2	21	11	11	1	0	6	10	0	0	.375

@-Minor League injury rehab; \*-Led league

## CAREER TRANSACTIONS

- 2014 Selected by the Los Angeles Dodgers in the seventh round of the First-Year Player Draft...signed by Bobby Darwin
- 2018 Acquired by the Kansas City Royals along with INF Erick Mejia as part of a three-team trade, Jan. 4...the Royals sent LHP Scott Alexander, RHP Joakim Soria and cash to the Dodgers...the Dodgers sent Soria, LHP Luis Avilan and cash to the Chicago White Sox in exchange for RHP Jake Peter.





**#2 CHRIS OWINGS**  
INF I E L D E R / O U T F I E L D E R

**BATS  
RIGHT**

**THROWS  
RIGHT**

**HEIGHT  
5-11**

**WEIGHT  
185**

**BORN: AUG. 12, 1991 | 27 | CHARLESTON, S.C.**

**SIGNED: MAJOR LEAGUE FREE AGENT | DEC. 6, 2018**

**MLB SERVICE: 5 YEARS, 12 DAYS**

**2018 SEASON**

- 👑 Played in 106 games (63 starts) with Arizona, including starts in right field (33), center field (10), third base (9), second base (8) and left field (3).
- 👑 Flied out as a pinch-hitter in his first appearance on March 29, before recording a hit in his next nine games from March 30-April 9, in which he batted .414/.469/.586 (12-for-29).
- 👑 Hit a game-tying, three-run home run off Kenley Jansen in the ninth inning on April 2 vs. the Dodgers.

the 10th game-tying shot with two outs in the ninth inning in Diamondbacks history.

- 👑 Optioned to Reno (AAA) on Aug. 2 and hit .286 (26-for-91) in 21 games with the Aces until he was recalled on Sept. 1.
- 👑 Hit .265 (9-for-34) in 16 games (5 starts) following his recall, after hitting .198 (49-for-247) in 90 games (58 starts) with Arizona through July.

**HONORS AND AWARDS**

- 👑 **First MLB home run:** May 6, 2014 at Milwaukee, solo shot off Marco Estrada
- 👑 2013 Topps Triple-A All-Star
- 👑 2013 Topps Pacific Coast League Player of the Year
- 👑 2013 Pacific Coast League MVP/Rookie of the Year
- 👑 Two-time MiLB.com Organization All-Star (2012-13)

- 👑 **First MLB hit:** Sept. 7, 2013 at San Francisco, single off Matt Cain
- 👑 2013 Pacific Coast League midseason/postseason All-Star
- 👑 2012 Arizona Fall League "Rising Star"
- 👑 2012 California League midseason All-Star
- 👑 2010 Midwest League midseason All-Star

**CAREER HIGHLIGHTS**

- 👑 Started at a different position on Opening Day in three consecutive seasons: shortstop in 2014, second base in 2015 and center field in 2016.
- 👑 He's one of 26 players in the Majors to record double-digit stolen bases in each of the last four seasons (2015-18).
- 👑 He's the Diamondbacks' all-time leader (min. 50 steals) with a career stolen base rate of 84.3% (70-for-83).
- 👑 Since his 2013 debut, his 84.3% stolen base rate ranks fifth in the Majors (min. 50 attempts), trailing only: Byron Buxton (90.2), Michael Brantley (88.8), Jackie Bradley Jr. (88.7) and Drew Stubbs (87.9).
- 👑 **2017:** Set career highs in home runs (12) and RBI (51), despite being limited to 97 games due to a fractured right middle finger suffered on July 30.
- 👑 Had the first walk-off hit on Opening Day in Diamondbacks history on April 2 vs. San Francisco, a two-out single off Mark Melancon in the ninth to break a 5-5 tie.
- 👑 Recorded his first and second career multi-homer games on April 27 vs. San Diego and on June 30 vs. Colorado.
- 👑 Hit .316/.355/.484 (60-for-190) with 29 RBI in 51 games through May, the fifth-highest average in the National League (min. 200 plate appearances)...hit .215/.238/.395 (37-for-172) in 46 games from June 1 until his injury on July 30.
- 👑 Had a career-high 12-game hit streak from June 10-26, in which he hit .292/.327/.500 (14-for-48).

- 👑 **2016:** Named the recipient of the Luis Gonzalez Award, given to the D-backs player who best exemplifies the talents, spirit and heart of Gonzalez.
- 👑 Led the Majors and set a Diamondbacks record with a stolen base rate of 91.3 (21-for-23), the best by a National League player since 2012.
- 👑 Had a career-high 121 hits and tied for the Major League lead with 11 triples.
- 👑 Became the first in the Majors since 1977 to record at least 400 innings in center field (403) and at shortstop (585.2) in a single season...the only others to accomplish this feat were Bob Taylor (1977) and Mickey Stanley (1965).
- 👑 Was one of four National League players to record at least 400 innings in center field (403) and not commit an error, joining: Kirk Nieuwenhuis, Randal Grichuk and Travis Jankowski.
- 👑 **2013:** Named Pacific Coast League Most Valuable Player, Rookie of the Year, midseason and postseason All-Star and the Diamondbacks' Minor League Player of the Year.
- 👑 Hit .330/.359/.482 (180-for-546) with 51 extra-base hits, 104 runs, 81 RBI and 20 stolen bases in 125 games with Reno (AAA).
- 👑 Named Arizona's Player of the Month for April, May and June, becoming the first D-backs farmhand to win the award in three consecutive months.

- 👑 Played in the 2013 SiriusXM Futures All-Star Game at Citi Field.
- 👑 Had his contract selected on Sept. 3 and made his Major League debut as a pinch-hitter later that day.
- 👑 Hit .327/.377/.429 (16-for-49) in 13 September starts

with Arizona, including his first hits in his second start on Sept. 7 at San Francisco.

- 👑 **2012:** Hit .290/.323/.452 (156-for-538) with 48 extra-base hits in 128 games between Visalia (A+) and Mobile (AA).

## MISCELLANEOUS NOTES

- 👑 Full name is **Christopher Scott Owings**...resides in Paradise Valley, Ariz., with wife, Brittany.
- 👑 Graduated from Gilbert High School (S.C.) in 2009... was committed to play baseball at the University of South Carolina, where Whit Merrifield played from 2008-2010, but signed with the D-backs after they selected him in the first round (41st overall) in the First-Year Player Draft.
- 👑 Brother, Connor, played for the 2016 College World

Series Champion Coastal Carolina University...he was selected by Arizona in the 34th round of the 2016 Draft, and spent two seasons (2016-17) in the D-backs' system.

- 👑 Mother Sherri donated a kidney to brother, Connor, in March 2018...Connor had been suffering from a chronic kidney disease.
- 👑 Played saxophone in his grade school band...favorite song was "Louie Louie."

## CAREER BATTING

YEAR	CLUB	AVG	G	AB	R	H	2B	3B	HR	RBI	SAC	SF	HP	BB	SO	SB	CS	OBP	SLG	E
2009	Missoula	.306	24	108	20	33	5	1	2	10	0	0	0	3	25	3	0	.324	.426	10
2010	South Bend	.298	62	255	39	76	19	2	5	28	2	3	2	9	50	1	3	.323	.447	11
2011	Visalia	.246	121	521	67	128	29	6	11	50	8	4	7	15	130	10	4	.274	.388	32
2012	Visalia	.324	59	241	51	78	16	2	11	24	0	1	2	13	63	8	3	.362	.544	14
	Mobile	.263	69	297	35	78	10	3	6	28	1	0	1	11	69	4	3	.291	.377	9
2013	Reno	.330	125	546	104	180	31	8	12	81	4	0	3	22	99	20	7	.359	.482	29
	ARIZONA	.291	20	55	5	16	5	0	0	5	0	0	0	6	10	2	0	.361	.382	1
2014	ARIZONA	.261	91	310	34	81	15	6	6	26	2	2	2	16	67	8	1	.300	.406	11
	Arizona D-backs@	.571	3	7	1	4	0	0	0	2	0	0	0	3	0	5	0	.700	.571	0
	Reno@	.250	10	40	6	10	1	0	0	1	0	0	0	9	3	0	.250	.275	2	
2015	ARIZONA	.227	147	515	59	117	27	5	4	43	7	3	1	26	144	16	4	.264	.322	5
2016	ARIZONA	.277	119	437	52	121	24	11	5	49	2	2	5	20	87	21	2	.315	.416	8
	Arizona D-backs@	.200	2	5	2	1	0	0	0	0	0	0	0	1	1	1	0	.333	.200	0
	Reno@	.611	5	18	7	11	1	1	1	6	0	0	0	3	3	0	1	.667	.944	0
2017	ARIZONA	.268	97	362	41	97	25	1	12	51	2	4	1	17	87	12	2	.299	.442	14
2018	ARIZONA	.206	106	281	34	58	15	0	4	22	0	2	2	24	75	11	4	.272	.302	3
	Reno	.286	21	91	15	26	4	2	1	11	0	0	0	1	17	1	2	.293	.407	0
	Minor League Totals	.294	501	2129	347	625	116	25	49	241	15	8	15	81	466	56	23	.323	.441	107
	Major League Totals	.250	580	1960	225	490	111	23	31	196	13	13	11	109	470	70	13	.291	.378	42

@ - Minor League Injury Rehab

## CAREER TRANSACTIONS

- 2009 Selected by the Arizona Diamondbacks in the first round (41st) of the First-Year Player Draft...signed by George Swain
- 2014 Placed on the 15-day disabled list (left shoulder strain), June 29...reinstated Sept. 2
- 2016 Placed on the 15-day disabled list (plantar fasciitis, left foot), June 11...reinstated July 23
- 2017 Placed on the 60-day disabled list (fractured right middle finger), July 31...reinstated Nov. 3
- 2018 Signed by the Kansas City Royals as a Major League free agent, Dec. 6

## HOME RUN INFORMATION

### MULTI-HOMER GAMES (2)

April 27, 2017 vs. SD (2)  
June 30, 2017 vs. COL (2)

### GRAND SLAM (1)

April 24, 2017 vs. SD (Chacin)

## SINGLE GAME BESTS

### HITS

4 (2x) Sept. 3, 2016 at COL  
May 28, 2014 vs. SD

### DOUBLES

2 (9x) last: June 10, 2018 at COL

### RBI

4 (2x) April 24, 2017 vs. SD  
June 5, 2014 AT COL

### RUNS

4 May 17, 2014 vs. LAD

### STOLEN BASES

2 (8x) last: May 19, 2018 at NYM

### HITTING STREAKS

12 June 10-26, 2017  
11 May 25-June 7, 2015

## CAREER FIELDING

Position	Pct.	G	TC	PO	A	E	DP
Second Base	.992	168	638	224	409	5	88
Third Base	1.000	15	17	4	13	0	1
Shortstop	.963	233	872	267	573	32	111
Outfield	.978	135	231	214	12	5	2



**#66 RYAN O'HEARN**  
INF I E L D E R

**BATS  
LEFT**

**THROWS  
LEFT**

**HEIGHT  
6-3**

**WEIGHT  
225**

**BORN: JULY 26, 1993 | 25 | DUNEDIN, FLA.**

**SELECTED: EIGHTH ROUND | 2014 DRAFT**

**MLB SERVICE: 62 DAYS**

**2018 SEASON**

- 🏆 Started the season with Omaha (AAA), where he hit .232/.322/.391 (82-for-353) with 33 extra-base hits and 52 RBI in 100 games.
- 🏆 Selected from Omaha on July 31 and made his Major League debut that night in Chicago, where he hit a two-run HR in the fifth inning off James Shields, becoming the third Royal to HR in his first Major League game, joining Clint Hurdle (Sept. 18, 1977) and Mark Quinn (Sept. 14, 1999 (Game 2)).
- 🏆 His 12 HR and 24 extra-base hits are most by a Royal through 44 career games, and his 30 RBI trail only Mark Quinn (32) and Bob Hamelin (31).
- 🏆 Since 1908, only five American League players have more than 12 HR and 30 RBI through 44 career games, including: Gary Sánchez (2015-16), José Abreu (2014), Wally Joyner (1986), Sam Horn (1987) and Zeke Bonura (1934).
- 🏆 From July 31 (his Major League debut) through season's end, his .597 slugging percentage ranked sixth in the American League (min. 150 PA).
- 🏆 Hit .105 (2-for-19) through his first six games, but hit .285/.367/.646 (37-for-130) with 23 XBH (11 HR) and 27 RBI in 38 games after that.
- 🏆 From July 31 (his Major League debut) through season's end, his .705 slugging percentage and 1.108 OPS vs. right-handed pitchers ranked third in the Majors, trailing Christian Yelich (.768/1.223) and Shohei Ohtani (.718/1.125).
- 🏆 Hit the first of back-to-back HR with Hunter Dozier to walk-off Cleveland on Aug. 24, becoming the first rookie teammates in Major League history, according

to *Elias*, to hit back-to-back game-tying and game-ending HR in the ninth inning or later.

- 🏆 Had a career-high-tying three hits and a career-high four RBI in a 9-2 win on Aug. 31 vs. Baltimore, becoming the seventh Royal with a three-hit, four-RBI effort within his first 21 career games and first since Irving Falu on July 1, 2012 (Game 15).
- 🏆 Hit .314/.400/.743 (11-for-35) with eight extra-base hits (3 HR) and nine RBI in 10 games vs. Cleveland, including his first career multi-HR game on Sept. 3 at Progressive Field.
- 🏆 Hit .276/.382/.579 (21-for-76) with 12 extra-base hits (5 HR) and 16 RBI in 22 home games...only two other left-handed batting Royals have had a higher single-season slugging percentage at Kauffman Stadium (min. 80 PA): Bob Hamelin (.646 in 1994) and George Brett (.628 in 1985, .685 in 1980 and .633 in 1979).
- 🏆 During a five-week stretch from Aug. 13-Sept. 17, his average exit velocity of 93.0 mph ranked sixth in the American League (min. 50 batted balls), according to *Statcast*.
- 🏆 Hit just .108 (4-for-37) vs. left-handed pitchers, but two of those hits were HR, including a solo shot vs. AL Cy Young Award winner Blake Snell (who allowed just 2 HR vs. left-handed batters in 137 PA), and a solo shot vs. Steven Brault (the 1st HR he'd allowed vs. a left-handed batter in 185 career PA)...hit .271/.370/.471 (23-for-85) vs. left-handed pitchers with Omaha.
- 🏆 Hit just .181 (17-for-94) in his first plate appearance vs. a pitcher in a game, but hit .400 (22-for-55) after seeing him a second or third time.

**HONORS AND AWARDS**

- 🏆 **First MLB hit/home run:** July 31, 2018 at Chicago White Sox, two-run shot off James Shields
- 🏆 Three-time MiLB.com Organization All-Star (2015-17)
- 🏆 2016 Arizona Fall League All-Prospect Team/Rising Star
- 🏆 2015 George Brett Minor League Hitter of the Year
- 🏆 2015 South Atlantic League midseason All-Star
- 🏆 2014 Pioneer League MVP
- 🏆 2014 Pioneer League postseason All-Star
- 🏆 2014 Idaho Falls Player of the Year

**CAREER HIGHLIGHTS**

- 🏆 **2017:** Spent most of the season at Omaha (AAA), but played his final 19 contests at Northwest Arkansas (AA), where he homered four times.
- 🏆 His 22 home runs combined between his two stops were third-most among Royals' farmhands, trailing only Jorge Soler (24) and Frank Schwindel (23).
- 🏆 Entered the year as the No. 8 prospect in the Royals' organization according to *Baseball America*...ranked as the No. 14 prospect by MLB.com following the season.
- 🏆 **2016:** Opened season at Wilmington (A), but was promoted to Northwest Arkansas on May 4...at the time of his call-up, he ranked fourth among Class-A hitters in homers (7) and tied for ninth in extra-base hits (14).
- 🏆 Played for Surprise Saguaros in the Arizona Fall League...hit .291/.384/.372 (25-for-86) and was named to the AFL All-Prospect Team and an AFL "Rising Star."

- 👑 **2015:** Led all Royals' farmhands with 27 home runs and ranked second with 77 RBI...named the George Brett Hitter of the Year (organization's top hitter) as well as a South Atlantic League All-Star.
- 👑 Tied for the South Atlantic League lead in homers (19), despite being promoted after 81 games...his .496 slugging percentage would have ranked third in the league if he had enough plate appearances to qualify.
- 👑 **2014:** Rated as the 19th-best prospect in the South

Atlantic League by *Baseball America*...also rated as the fifth-best prospect in the Pioneer League by the publication.

- 👑 Earned Pioneer League MVP and All-Star honors...also named Idaho Falls Player of the Year...led the league in runs (61), hits (90), OPS (1.034) and slugging (.590).
- 👑 His .361 batting average in 2014 led all Royals' minor league players.

**MISCELLANEOUS NOTES**

- 👑 Full name is **Ryan Patrick O'Hearn**...resides in Frisco, Texas.
- 👑 Graduated from Wakeland High School (Texas) in 2011...batted .505 with 15 homers and 55 RBI as a senior, earning Second Team All-America honors from

*Baseball America*.

- 👑 Attended Sam Houston State University (Texas), where he was teammates with current Royals' farmhand Corey Toups...batted .292 with eight homers and 44 RBI during his final collegiate season (2014).

**CAREER BATTING**

YEAR	CLUB	AVG	G	AB	R	H	2B	3B	HR	RBI	SAC	SF	HP	BB	SO	SB	CS	OBP	SLG	E
2014	Idaho Falls	.361	64	249	*61	*90	16	1	13	54	0	4	1	39	59	3	2	.444	*.590	2
2015	Lexington	.277	81	314	44	87	11	0	+19	56	0	4	2	36	87	7	2	.351	.494	9
	Wilmington	.236	46	161	14	38	10	0	8	21	0	1	0	19	54	0	0	.315	.447	5
2016	Wilmington	.352	22	88	13	31	7	0	7	18	0	1	1	8	27	0	0	.408	.670	2
	Northwest Arkansas	.258	112	414	49	107	25	2	15	60	0	1	3	48	131	3	5	.339	.437	5
2017	Omaha	.252	114	413	48	104	26	1	18	53	2	2	1	45	119	1	0	.325	.450	3
	Northwest Arkansas	.258	19	66	7	17	1	1	4	11	0	0	0	10	20	0	0	.355	.485	3
2018	Omaha	.232	100	353	47	82	21	1	11	52	2	3	3	45	97	2	0	.322	.391	6
	KANSAS CITY	.262	44	149	23	39	10	2	12	30	0	0	1	20	45	0	0	.353	.597	5
<b>Minor League Totals</b>		.270	558	2058	283	556	117	6	95	325	4	16	11	250	594	16	9	.350	.471	35
<b>Major League Totals</b>		.262	44	149	23	39	10	2	12	30	0	0	1	20	45	0	0	.353	.597	5

\* - Led League + - Tied for League Lead

**CAREER TRANSACTIONS**

2014 Selected by the Kansas City Royals in the eighth round of the First-Year Player Draft...signed by Justin Lehr

**HOME RUN INFORMATION**

**MULTI-HOMER GAMES (1)**

Sept. 3, 2018 at CLE (2)

**PINCH-HIT (1)**

Aug. 15, 2018 vs. TOR (Giles)

**SINGLE GAME BESTS**

**HITS**

3 (4x) last: Sept. 16, 2018 vs. MIN

**DOUBLES**

2 Sept. 16, 2018 vs. MIN

**RBI**

4 Aug. 31, 2018 vs. BAL

**RUNS**

2 (4x) last: Sept. 28, 2018 vs. CLE

**HITTING STREAKS**

4 (3x) Sept. 25-29, 2018

Sept. 8-11, 2018

Aug. 11-16, 2018

**CAREER FIELDING**

Position	Pct.	G	TC	PO	A	E	DP
First Base	.983	31	297	279	13	5	18
Outfield	1.000	1	1	1	0	0	0





**#43 WILY PERALTA**  
RIGHT-HANDED PITCHER

BATS  
RIGHT

THROWS  
RIGHT

HEIGHT  
6-1

WEIGHT  
255

BORN: MAY 8, 1989 | 29 | SAMANA, D.R.

SIGNED: MAJOR LEAGUE FREE AGENT | DEC. 5, 2017

MLB SERVICE: 5 YEARS, 49 DAYS

**2018 SEASON**

- 🏆 Made a career-high 37 appearances—all in relief—and posted a 3.67 ERA (14 ER in 34.1 IP), his lowest since 2014 (3.53 ERA), when he won 17 games in 32 starts with Milwaukee.
- 🏆 Went 14-for-14 in save opportunities, becoming the first Royal to record at least 10 saves in a single season without blowing one...he and Ken Giles (26-for-26) were the only pitchers in the Majors in 2018 with a 100 save percentage (min. 10 saves).
- 🏆 He's the only active pitcher with a career save percentage of 100 (min. 14 saves).
- 🏆 Started the season at Omaha (AAA), where he went 0-1 with one save and a 4.37 ERA (17 ER in 35 IP) in 18 appearances (2 starts).
- 🏆 Selected from Omaha on June 17, and made his Royals debut the next night vs. Texas, allowing a run on one hit and three walks in 1.1 innings
- 🏆 Recorded 7.1 consecutive scoreless innings over eight

appearances from June 20-July 14.

- 🏆 Earned his first career save on June 25 vs. the Angels, in his 136th career outing (16th in relief) and just his fourth relief outing with Kansas City.
- 🏆 Had a 1.26 ERA (2 ER in 14.1 IP) in save situations (including one in the 8th inning)...had a 5.40 ERA (12 ER in 20 IP) in non-save situations.
- 🏆 Pitched in 12 of the Royals' last 23 games (from Sept. 7 on), including six saves from Sept. 8-25.
- 🏆 Pitched a scoreless ninth inning on Aug. 24 vs. Cleveland, ahead of back-to-back walk-off HR by Ryan O'Hearn and Hunter Dozier in the bottom half...earned his second career relief win and first with Kansas City.
- 🏆 Had a 0.92 ERA (2 ER in 19.2 IP) when pitching on one or zero days rest...had a 7.36 ERA (12 ER in 14.2 IP) when pitching on two or more days rest.
- 🏆 Held left-handed batters to a .190 average (12-for-63).

**HONORS AND AWARDS**

- 🏆 First MLB save: June 25, 2018 vs. Los Angeles Angels
- 🏆 2017 World Baseball Classic participant (D.R.)
- 🏆 2014 Milwaukee Brewers' Most Valuable Pitcher

- 🏆 First MLB win: Sept. 5, 2012 at Miami
- 🏆 2009 Midwest League midseason All-Star

**CAREER HIGHLIGHTS**

- 🏆 Signed a one-year deal with a club option for the 2020 season on Oct. 31, 2018.
- 🏆 **2017:** Split season between Milwaukee and Colorado Springs (AAA), making 19 appearances and eight starts in the Majors and 13 relief outings with the Sky Sox.
- 🏆 Opened the year in the Brewers' rotation and won his first three starts, posting a 2.65 ERA (5 ER in 17.0 IP)...went 1-2 with an 8.61 ERA (22 ER in 23.0 IP) over his final five starts before moving to the bullpen.
- 🏆 Earned the win in his first relief appearance with 2.0 hitless innings on May 19 at Wrigley Field.
- 🏆 Pitched to an 11.94 ERA (23 ER in 17.1 IP) in his 11 relief outings, which included allowing runs in seven straight appearances (May 26-June 19).
- 🏆 Designated for assignment on July 29 and sent outright to Colorado Springs on Aug. 3.
- 🏆 Allowed just one earned run in his last 11 appearances with the Sky Sox (July 18-end of season), posting a 0.66 ERA (13.2 IP) and .149 opponents' average (7-for-47).
- 🏆 Made one start for the Dominican Republic in the

World Baseball Classic, tossing the first 4.0 innings in the 10-3 win over Colombia...allowed one run on two hits with one walk and six strikeouts, taking a no-decision.

- 🏆 **2016:** Served as the Brewers' Opening Day starting pitcher and went 7-11 with a 4.86 ERA in 23 starts...also made 10 starts with Colorado Springs (AAA), going 1-3 with a 6.31 ERA.
- 🏆 Opened the year going 4-7 with a 6.68 ERA (49 ER in 66.0 IP) over his first 13 starts, before being optioned to Triple-A on June 12...went 3-4 with a 2.92 ERA (20 ER in 61.2 IP) after being recalled on Aug. 8.
- 🏆 Hit his first Major League home run on June 11 vs. the Mets, a two-run shot off Logan Verrett.
- 🏆 **2015:** Made 20 starts with Milwaukee, going 5-10 with a 4.72 ERA (57 ER in 108.2 IP)...missed two months of the season (May 25-July 27) with a strained left oblique.
- 🏆 **2014:** Named the Brewers' Most Valuable Pitcher by members of the Milwaukee chapter of the Baseball Writers' Association of America.

- 👑 Set career highs in wins (17), innings (198.2), strikeouts (154) and quality starts (22), leading the team in all four categories...his 17 victories tied for fifth in the National League.
- 👑 Had two five-game winning streaks, June 5-26 and July 13-Aug. 7, which are tied for the longest of his career.
- 👑 Drove in the only runs with a two-run double on May 2 at Cincinnati, while pitching 8.0 shutout innings in a 2-0 win.
- 👑 Posted a career-high 13 strikeouts over 7.0 innings in his final start of the season (Sept. 27), a 2-1 win over the Cubs...it marked his first time reaching double-digits strikeouts in a start.
- 👑 **2013:** Made the Opening Day roster for the first time and went 11-15 with a 4.37 ERA (89 ER in 183.1 IP) in 32 starts.
- 👑 Entered the season as the top prospect in the Brewers' system for the second straight year, according to *Baseball America*.
- 👑 Ranked among the National League leaders in losses (2nd, 15), wild pitches (tied for 6th, 12) and walks (tied for 7th, 73).
- 👑 Went 7-7 with a 3.05 ERA (35 ER in 103.1 IP) over his final 17 starts (June 21 to end of season), after going 4-8 with a 6.08 ERA (54 ER in 80.0 IP) in his first 15 starts.
- 👑 Recorded his first shutout and first complete game on July 9 vs. Cincinnati, allowing three hits with four walks and six strikeouts over his 9.0 innings in a 2-0 win...became the first Milwaukee rookie to toss a shutout since Ben Sheets on May 29, 2001 vs. St. Louis.

- 👑 Recorded an 8.0-inning complete game on Aug. 11, a 2-0 loss at Seattle...allowed two runs on four hits with no walks and four strikeouts, but was outdueled by Félix Hernández.
- 👑 **2012:** Made his Major League debut on April 22 vs. Colorado, but spent most of the season with Nashville (AAA)...went 2-1 with a 2.48 ERA (8 ER in 29.0 IP) in six outings (5 starts) for the Brewers.
- 👑 Entered the season as the top prospect in the Brewers' minor league system, according to *Baseball America*.
- 👑 After debuting in April, was not recalled to the Majors until Sept. 4, making five starts in September...recorded his first win in his first start on Sept. 5, a 8-5 triumph at Miami.
- 👑 Ranked fifth in the Pacific Coast League with 143 strikeouts.
- 👑 **2011:** Entered the year ranked as the No. 3 prospect in Milwaukee's organization by *Baseball America*.
- 👑 Ranked second in the organization in wins (11) and strikeouts (157), pitching for both Huntsville (AA) and Nashville.
- 👑 Named a Southern League All-Star...also earned Brewers' Minor League Pitcher of the Month honors for July, going 4-0 with a 0.66 ERA (3 ER in 41.0 IP) in six starts.
- 👑 **2009:** Named a Midwest League (A) All-Star in 2009, pitching for Wisconsin.
- 👑 **2007:** Missed the entire season due to Tommy John surgery.

**MISCELLANEOUS NOTES**

- 👑 **Wily Peralta** resides in Santo Domingo, Dominican Republic with his wife, Denny, son, Wily, Jr., and daughter, Ciara...former teammate, Martin Maldonado, is his daughter's godfather.
- 👑 Since becoming a Major Leaguer, he's purchased and

- donated toys for more than 70 children each January at the school he attended as a child in the Dominican Republic (Samana).
- 👑 Enjoys fishing and playing slow pitch softball during his free time.

**CAREER PITCHING**

YEAR	CLUB	W-L	ERA	G	GS	CG	SHO	SV	IP	H	R	ER	HR	HB	BB	SO	WP	BK	AVG
2006	Arizona Brewers	2-5	6.63	14	6	0	0	0	38.0	51	37	28	5	5	20	28	4	0	.319
2007									Injured - Did Not Pitch										
2008	Helena	1-1	3.07	15	2	0	0	2	29.1	23	14	10	4	0	8	36	4	0	.209
	West Virginia	0-10	10.80	2	2	0	0	0	5.0	6	6	6	0	1	3	3	0	0	.316
2009	Wisconsin	4-4	3.47	27	15	0	0	1	103.2	91	45	40	5	4	46	118	8	0	.235
2010	Brevard County	6-3	3.86	19	17	0	0	0	105.0	102	50	45	5	6	40	75	3	1	.253
	Huntsville	2-3	3.61	8	8	0	0	0	42.1	43	22	17	5	4	24	29	4	0	.269
2011	Nashville	2-0	2.03	5	5	0	0	0	31.0	21	7	7	0	1	11	40	1	0	.193
	Huntsville	9-7	*3.46	21	21	1	0	0	119.2	106	57	46	9	4	48	117	8	0	.243
2012	MILWAUKEE	2-1	2.48	6	5	0	0	0	29.0	24	8	8	0	0	11	23	1	0	.242
	Nashville	7-11	4.66	28	28	1	0	0	146.2	154	79	76	9	9	78	143	9	1	.275
2013	MILWAUKEE	11-15	4.37	32	32	2	1	0	183.1	187	107	89	19	7	73	129	12	0	.264
2014	MILWAUKEE	17-11	3.53	32	32	0	0	0	198.2	198	88	78	23	7	61	154	7	0	.261
2015	MILWAUKEE	5-10	4.80	20	20	0	0	0	108.2	130	61	58	14	4	37	60	5	1	.302
	Biloxi@	0-0	1.04	2	2	0	0	0	8.2	5	1	1	1	1	2	8	0	0	.161
	Wisconsin@	0-0	3.38	1	1	0	0	0	2.2	2	1	1	0	0	0	4	0	0	.200
2016	MILWAUKEE	7-11	4.86	23	23	0	0	0	127.2	152	73	69	19	3	43	93	0	0	.305
	Colorado Springs	1-3	6.31	10	10	0	0	0	41.1	55	31	29	5	0	17	39	5	1	.324
2017	MILWAUKEE	5-4	7.85	19	8	0	0	0	57.1	73	51	50	10	1	32	52	5	0	.315
	Colorado Springs	1-0	3.38	13	0	0	0	1	16.0	13	12	6	0	0	10	10	4	0	.213
2018	Omaha	0-1	4.37	18	2	0	0	1	35.0	36	18	17	3	0	21	39	4	0	.267
	KANSAS CITY	1-0	3.67	37	0	0	0	14	34.1	28	14	14	4	1	23	35	4	0	.230
<b>Minor League Totals</b>		<b>35-39</b>	<b>4.09</b>	<b>183</b>	<b>119</b>	<b>2</b>	<b>0</b>	<b>5</b>	<b>724.1</b>	<b>708</b>	<b>380</b>	<b>329</b>	<b>51</b>	<b>35</b>	<b>328</b>	<b>689</b>	<b>54</b>	<b>3</b>	<b>.257</b>
<b>Major League Totals</b>		<b>48-52</b>	<b>4.46</b>	<b>169</b>	<b>120</b>	<b>2</b>	<b>1</b>	<b>14</b>	<b>739.0</b>	<b>792</b>	<b>402</b>	<b>366</b>	<b>89</b>	<b>23</b>	<b>280</b>	<b>546</b>	<b>34</b>	<b>1</b>	<b>.278</b>

@ - Minor League Injury Rehab

**CAREER TRANSACTIONS**

2005 Signed by the Milwaukee Brewers as a non-drafted free agent, Nov. 26...signed by Fernando Arango and Fausto Sosa Peña  
 2015 Placed on the 15-day disabled list (strained left oblique), May 25...reinstated July 27  
 2017 Placed on the 10-day disabled list (right calf strain), June 21...reinstated July 23  
 2017 Signed by the Kansas City Royals as a Minor League free agent, Dec. 5  
 2018 Signed by the Kansas City Royals to a one-year contract, Oct. 31

**CAREER BATTING/FIELDING**

	Avg.	AB	H	HR	RBI	Position	Pct.	G	TC	PO	A	E	DP	Avg
MLB Totals	.100	200	20	1	11	Pitcher	.952	169	147	53	87	7	7	.125

**WORLD BASEBALL CLASSIC**

YEAR	CLUB	W-L	ERA	G	GS	CG	SHO	SV	IP	H	R	ER	HR	HB	BB	SO	Avg
2017	Dominican Republic	0-0	2.25	1	1	0	0	0	4.0	2	1	1	0	1	1	6	.125

**SINGLE GAME BESTS**

**STRIKEOUTS (STARTER)**

13 Sept. 27, 2014 vs. CHC  
 10 June 30, 2016 vs. STL

**STRIKEOUTS (RELIEVER)**

5 May 19, 2017 at CHC  
 4 July 23, 2017 at PHI

**INNINGS PITCHED (STARTER)**

9.0 July 9, 2013 vs. CIN  
 8.0 (5x) last: May 6, 2015 vs. LAD

**INNINGS PITCHED (RELIEVER)**

2.0 (5x) last: July 23, 2017 at PHI

**COMPLETE GAMES (2)**

July 9, 2013 vs. Cincinnati (9.0 IP)  
 Aug. 11, 2013 at Seattle (8.0 IP)

**SHUTOUTS (1)**

July 9, 2013 vs. Cincinnati

**WINNING STREAK**

5 (2x) June 5-26, 2014  
 July 13-Aug. 7, 2014

**ROYALS/MLB DEBUTS**

Player	MLB Debut	KC Debut	Player	MLB Debut	KC Debut
Jason Adam	5/5/18	same as MLB	Ian Kennedy	9/1/07	4/9/16
Humberto Arteaga	-	-	Ben Lively	6/3/17	9/14/18
Homer Bailey	6/8/07	-	Jorge López	9/29/15	8/15/18
Scott Barlow	4/30/18	same as MLB	Nicky Lopez	-	-
Scott Blewett	-	-	Richard Lovelady	-	-
Jorge Bonifacio	4/21/17	same as MLB	Zach Lovvorn	-	-
Brad Boxberger	6/10/12	-	Andres Machado	9/2/17	same as MLB
Cheslor Cuthbert	7/7/15	same as MLB	Kevin McCarthy	9/9/16	same as MLB
Jake Diekman	5/15/12	-	Sam McWilliams	-	-
Nick Dini	-	-	Erick Mejia	-	-
Hunter Dozier	9/12/16	same as MLB	MJ Melendez	-	-
Samir Dueñez	-	-	Whit Merrifield	5/18/16	same as MLB
Danny Duffy	5/18/11	same as MLB	Adalberto Mondesi	10/30/15	same as MLB
Xavier Fernandez	-	-	Jake Newberry	8/20/18	same as MLB
Heath Fillmyer	6/24/18	same as MLB	Ryan O'Hearn	7/31/18	same as MLB
Jecksson Flores	-	-	Trevor Oaks	4/28/18	same as MLB
Brian Flynn	9/4/13	5/6/16	Chris Owings	9/3/13	-
Cam Gallagher	8/6/17	same as MLB	Wily Peralta	4/22/12	6/18/18
Brian Goodwin	8/6/16	7/23/18	Salvador Perez	8/10/11	same as MLB
Alex Gordon	4/2/07	same as MLB	Brett Phillips	6/5/17	7/29/18
Terrance Gore	9/2/14	same as MLB	Sebastian Rivero	-	-
Conner Greene	-	-	Frank Schwindel	-	-
Foster Griffin	-	-	Eric Skoglund	5/30/17	same as MLB
Kelvin Gutierrez	-	-	Jorge Soler	8/27/14	5/6/17
Jesse Hahn	6/3/14	-	Glenn Sparkman	6/30/17	7/8/18
Billy Hamilton	9/3/13	-	Bubba Starling	-	-
Arnaldo Hernandez	-	-	Josh Staumont	-	-
Tim Hill	3/29/18	same as MLB	Drew Storen	5/17/10	-
Jakob Junis	4/12/17	same as MLB	Meibrys Viloria	9/2/18	same as MLB
Jake Kalish	-	-	Michael Ynoa	6/14/16	-
Brad Keller	3/29/18	same as MLB	Kyle Zimmer	-	-



## #13 SALVADOR PEREZ

C A T C H E R

BATS  
RIGHT

THROWS  
RIGHT

HEIGHT  
6-3

WEIGHT  
250

BORN: MAY 10, 1990 | 28 | VALENCIA, VENEZUELA

SIGNED: NON-DRAFTED FREE AGENT | OCT. 10, 2006

MLB SERVICE: 7 YEARS, 50 DAYS

### 2018 SEASON

- ✦ Matched his career highs in homers (27) and RBI (80), both previously done in 2017, despite missing the first 20 games of the season with a sprained MCL.
- ✦ Named an American League All-Star for the sixth consecutive season and started at catcher for the fifth straight year, joining George Brett (1976-79, 1981-85) as the only Royals to start in five All-Star Games... became the first catcher to start at least five consecutive All-Star Games since Iván Rodríguez started nine straight from 1993-01, and is one of five players to be named an All-Star in each of the last six seasons (since 2013), joining: Paul Goldschmidt, Chris Sale, Max Scherzer and Mike Trout.
- ✦ Named American League *Louisville* Silver Slugger Award winner at catcher for the second time (also: 2016), joining George Brett (3) and Willie Wilson (2) as the only Royals to win the honor multiple times since it was established in 1980.
- ✦ Earned *Rawlings* Gold Glove honors for the fifth time (also: 2013-16), becoming one of seven catchers to win at least five *Rawlings* Gold Gloves, joining: Iván 'Pudge' Rodríguez (13), Johnny Bench (10), Yadier Molina (9), Bob Boone (7), Jim Sundberg (6) and Bill Freehan (5).
- ✦ He's the sixth catcher to earn a Gold Glove and a Silver Slugger Award in the same season multiple times (also: 2016), joining: Iván Rodríguez (7), Joe Mauer (3), Lance Parrish (2), Benito Santiago (2) and Gary Carter (2).
- ✦ Made 96 starts at catcher, his fewest since 2012 (74), but made a career-high 30 starts at designated hitter... started twice at first base (May 23 and July 23), his first starts there since Sept. 29, 2013.
- ✦ Became the seventh player since 1913 to play error-free in at least 96 starts behind the plate, joining: James McCann (2015), Chris Snyder (2008), Chris Iannetta (2008), Mike Matheny (2003), Charles Johnson (1997) and Buddy Rosar (1946).
- ✦ Threw out 24 runners attempting to steal in 51 chances (47.1%), tied for second most in the Majors behind Jonathan Lucroy (28), despite starting 23 fewer games at catcher.
- ✦ His stolen base percentage against (52.9%) was best in the Majors and best in Royals history, breaking Darrell Porter's single-season record of 56.1% in 1979...it was the best mark in the Majors since Joe Mauer (52.5%) and Yadier Molina (50.0%) in 2007.
- ✦ He had three catcher pickoffs—tied for third most in the Majors.
- ✦ Fell one HR shy of becoming the first in Major League history to increase his single-season HR total in seven consecutive seasons...he joined Jim Thome, David Ortiz and Darrin Fletcher as the only ones to do it in six straight.
- ✦ He's one of nine Royals to hit at least 25 HR in consecutive seasons...he's the first Major League catcher to do it since Iván Rodríguez (1999-2001) and Mike Piazza (1995-2002).
- ✦ He's the ninth catcher all-time—six of which are in the Hall of Fame—with four 20-HR seasons (consecutive or not) before turning 29, joining: Johnny Bench (7), Brian McCann (6), Yogi Berra (5), Gary Carter (5), Mike Piazza (5), Lance Parrish (4), Iván Rodríguez (4) and Joe Torre (4).
- ✦ Had nine homers and an American League-leading 28 RBI in his first 33 games (from April 24-May 27).
- ✦ Hit his second career grand slam in the first inning at Baltimore on May 10, his 28th birthday, giving the Royals a 4-0 lead before an out was recorded...he's the 13th different Royal (16th time) to HR on his birthday and the second to hit a slam on his birthday, joining Mike Sweeney (2004).
- ✦ Hit a go-ahead, two-run HR off Andrew Miller in the seventh inning on May 11 at Cleveland to complete a season-high five-run comeback (trailed 9-4, won 10-9).
- ✦ Had three HR and eight RBI during a seven-game road trip to St. Louis and Texas from May 21-27, including a HR at three different positions: May 22 at St. Louis (catcher), May 23 at St. Louis (first baseman) and May 27 at Texas (designated hitter).
- ✦ From July 11 through seasons' end, his 16 HR ranked tied for third in the American League—trailing only Kris Davis (27) and Joey Gallo (19)—despite hitting just one HR in his last 13 games.
- ✦ Named Royals Player of the Month for July, after leading the team in HR (7), RBI (21) and slugging percentage (.565)...homered in consecutive games from July 28-29, capping a four-game set at Yankee Stadium in which he hit .438 (7-for-16) with three HR and six RBI...it was his second Royals Player of the Month Award and first since September 2013.
- ✦ Recorded his fifth career multi-HR game on Aug. 15 vs. Toronto, his 20th and 21st HR of the season, becoming the fifth Royal with at least four straight 20-HR season, joining: John Mayberry (1972-75), Steve Balboni (1984-87), Bo Jackson (1987-90) and Mike Sweeney (1999-2002).
- ✦ Matched a career high with five RBI on Sept. 14 vs. Minnesota, including the sixth walk-off grand slam in the Royals' 50-year history...it was his second career walk-off HR and first since Sept. 15, 2012 vs. the Angels.
- ✦ His 27th HR of the season on Sept. 22 in Detroit was also his 500th career RBI, making him one of 13 Royals to reach the 500-RBI milestone.



## HONORS AND AWARDS

- 🏆 Six-time American League All-Star (2013-18)
- 🏆 Five-time *Rawlings* Gold Glove winner (2013-16, '18)
- 🏆 Two-time World Baseball Classic participant (Venezuela)
- 🏆 Two-time *Louisville* Silver Slugger Award winner (2016, '18)
- 🏆 2015 World Series MVP
- 🏆 2014 MLB Japanese All-Star tour participant
- 🏆 2012 Venezuelan Winter League Rookie of the Year
- 🏆 **First MLB home run:** Aug. 29, 2011 @ Detroit, solo shot off Max Scherzer
- 🏆 **First MLB hit:** Aug. 10, 2011 @ Tampa Bay, single off Wade Davis
- 🏆 2011 Texas League midseason/postseason All-Star
- 🏆 2010 Carolina League midseason All-Star
- 🏆 2009 Frank White Award (organization's top defensive player)

## CAREER HIGHLIGHTS

- 🏆 Signed a five-year contract extension on March 1, 2016, which runs through the 2021 season.
- 🏆 Enters 2019 with 127 career home runs as a catcher, third most in the Majors since his 2011 debut, trailing Brian McCann (146) and Russell Martin (129).
- 🏆 His 743 starts at catcher since 2013 are second most in the Majors, trailing only Yadier Molina (760).
- 🏆 Thrown out 139 would-be base stealers since 2013, second most in MLB, behind Jonathan Lucroy's 153.
- 🏆 His 22 career pickoffs are most in the Majors since 2011, four more than anyone else.
- 🏆 **2017:** Played in 129 games, including 115 behind the plate...missed 16 days (Aug. 6-21) due to an intercostal strain, his first stint on the disabled list since 2013...also didn't start the final three games due to injury.
- 🏆 Despite an injury-plagued second half, set career highs in homers (27), RBI (80) and slugging percentage (.495)...also matched career best in runs scored (57).
- 🏆 Selected to the AL All-Star team for the fifth consecutive year and made his fourth straight start.
- 🏆 Participated in the World Baseball Classic for the second time, playing in two games before suffering a knee injury and missing the rest of the tournament...went 2-for-7 with a double, a home run and two RBI.
- 🏆 Slugged 24 of his 27 home runs as a catcher, breaking his own franchise record of 21 (2015 and 2016)...his total ranked third in the Majors, behind only Gary Sánchez (27) and Mike Zunino (25).
- 🏆 Homered in four straight games from April 6-9, becoming the first Royal to do that since Billy Butler in 2011...came up one shy of matching the franchise record of five straight games with a home run (Mike Sweeney, 2002).
- 🏆 Matched a franchise record with three home runs during a doubleheader May 21 at Target Field...Bill Pecota is the only other Royal to have a three-homer doubleheader, doing so July 14, 1989 at Yankee Stadium...hit a pair of HR in the nightcap, his first of two multi-homer games in 2017, also going deep twice on Sept. 6 at Comerica Park.
- 🏆 Hit his 100th career home run on June 10 at San Diego, becoming the fifth-youngest Royal to reach 100 HR (27 years, 31 days), behind Carlos Beltran (26-107), Billy Butler (26-149), John Mayberry (26-178) and Eric Hosmer (26-323).
- 🏆 Hit his first career grand slam on June 21 vs. Boston, turning a 4-2 deficit into a 6-4 lead in the eighth...according to *Elias*, it was the second slam by a Royals player in the eighth inning or later that turned a deficit into a lead, joining Frank White on May 15, 1986 vs. the White Sox.
- 🏆 **2016:** Selected to his fourth consecutive All-Star Game, and started for the third straight season...hit the go-ahead two-run homer in the second inning off former teammate Johnny Cueto.
- 🏆 Received a Major League-best 4,965,838 All-Star Game votes, becoming the first Royals backstop to lead the Majors in All-Star voting since George Brett in 1981.
- 🏆 Won his fourth straight *Rawlings* Gold Glove Award.
- 🏆 Named American League's Silver Slugger Award winner at catcher, becoming the first Royals backstop to earn the award...hit a then-career high 22 home runs and also matched his career-bests in runs scored (57), doubles (28) and walks (22).
- 🏆 Threw out 48.1 percent of would-be basestealers (30-for-70), which led the Major Leagues (min. 25 attempts) and was the highest percentage in franchise history (min. 40 attempts).
- 🏆 Went 5-for-5 on May 23 at Minnesota, becoming the second Royals catcher with a five-hit game, joining Darrell Porter on June 4, 1978 vs. the White Sox.
- 🏆 **2015:** Selected to his third-straight All-Star Game and named the AL starter at catcher for the second straight season.
- 🏆 Earned his third-straight *Rawlings* Gold Glove Award...cut down 24 would-be basestealers, tying him for third in the American League.
- 🏆 Led AL catchers in hits (137) and doubles (25) and ranked third in homers (21) and RBI (70).
- 🏆 **2014:** Started a club-record 143 games behind the plate, while his 145 games as a catcher overall were the most in the Majors since 2008 (Russell Martin).
- 🏆 Including with his 16 postseason games, his 161 games caught were the most in one season in Major League history, passing Darren Dalton (1993) and Jorge Posada (2000), who both had 158.
- 🏆 Earned his second *Rawlings* Gold Glove Award and was selected to the AL All-Star team...became the first Royal to earn a starting nod in the Midsummer Classic since Jermaine Dye (2000).
- 🏆 His 150 hits were the most by a Royals catcher since Darrell Porter (155) in 1978...his total led AL backstops, while he was also tops in multi-hit games (40), second in extra-base hits (47) and tied for second in runs scored (57).
- 🏆 Went 4-for-4 on Opening Day in Detroit (March 31)...became the fourth Royal to collect four hits on Opening Day and first since Fred Patek went 4-for-4 against Toronto on April 5, 1979.

- 👑 **2013:** Selected to the AL All-Star team for the first time...collected a single in the seventh inning to become the first Royal with a hit in the Midsummer Classic since Bo Jackson in 1989.
- 👑 Earned his first *Rawlings* Gold Glove Award, becoming the first Royals catcher to take home the honor.
- 👑 Hit .367 (44-for-120) with eight homers and 32 RBI from Aug. 23 through the end of the season, matching Victor Martinez for highest average and most hits in the Majors in that span...his RBI total was second, behind only Hunter Pence (35).
- 👑 Led AL backstops, throwing out 23 would-be basestealers, while his 33.3 caught stealing percentage (23-for-69) tied for second in the league.
- 👑 Recorded first multi-homer game Aug. 28 at Minnesota, becoming the first Royals catcher to homer twice in a game since John Buck on April 14, 2009 vs. Cleveland.
- 👑 Missed nine games while on the Bereavement List (May 25) and seven games on the concussion D.L. (Aug. 3).
- 👑 **2012:** Missed the first 10 weeks of the season, opening

- the year on the 60-day disabled list (recovery from left knee surgery)...after returning from the DL on June 22, led AL catchers (min. 70 games) in batting average (.301), hits (87), runs (38) and doubles (16).
- 👑 Hit his first walk-off home run Sept. 15, a solo shot off Angels' pitcher Ernesto Frieri...it was the second of back-to-back HRs, following Billy Butler's game-tying HR.
- 👑 Named Venezuelan Winter League Rookie of the Year, batting .371 (49-for-132) with 10 doubles, eight homers, 39 RBI and 23 runs scored in 32 games.
- 👑 **2011:** Played 39 games in his first big league campaign, hitting .331 (49-for-148) with eight doubles, three homers and 21 RBI.
- 👑 Had his contract selected from Omaha (AAA) on Aug. 10 and made his Major League debut that night at Tampa Bay...recorded his first big league hit with a single off Wade Davis and also picked off two baserunners.
- 👑 Named the "Best Defensive Catcher" in the organization by *Baseball America* entering the 2009, 2010 and 2011 seasons.

**POSTSEASON HIGHLIGHTS**

- 👑 Started all 31 Royals postseason games behind the plate in 2014-15...a career .233 hitter (27-for-116) with four doubles, five homers, 14 RBI and 14 runs scored in postseason play.
- 👑 In 12 career World Series games, he's hit .348 (16-for-46) with three doubles, a homer and six RBI and has hit safely in 10 of those 12.
- 👑 **2015:** Unanimously named World Series MVP, becoming the seventh catcher to accomplish this and first since Toronto's Pat Borders in 1992...also became the second Venezuelan-born player to be named World Series MVP, joining Pablo Sandoval, who did it with

- San Francisco in 2012.
- 👑 Hit four postseason homers, which tied for second most by a catcher in a single postseason and was the first to hit as many as four since Boston's Jason Varitek (2003).
- 👑 **2014:** Hit .333 in the World Series, hitting a Game 1 home run off MVP Madison Bumgarner for the only run against the lefty during the Fall Classic...added a two-run double as part of a five-run sixth inning in Game 2.
- 👑 Collected the third walk-off hit in Royals postseason history with a game-winning RBI single in the 12th inning of the Wild Card Game vs. Oakland, a 9-8 win.

**MISCELLANEOUS NOTES**

- 👑 Full name is **Salvador Johan Perez (Diaz)**...resides in Weston, Fla. with wife, Maria Gabriela and sons, Salvador, Jr. and Johan.
- 👑 Played for the Venezuelan National Team in the 2013 and 2017 World Baseball Classic tournaments.
- 👑 Played for the Major League All-Stars in their Tour of

- Japan in November 2014.
- 👑 Participated in Royals FanFest, 2010-19...also participated in a calendar shoot for Braden's Hope for childhood cancer research, the annual Gloves for Kids fundraiser and events at the Guadalupe Center in Kansas City.

**CAREER BATTING**

YEAR	CLUB	AVG	G	AB	R	H	2B	3B	HR	RBI	SAC	SF	HP	BB	SO	SB	CS	OBP	SLG	E
2007	Surprise	.244	30	86	10	21	3	0	0	10	2	1	5	5	10	1	1	.320	.279	5
2008	Burlington	.325	13	40	4	13	0	1	0	10	2	1	1	5	5	0	0	.404	.375	1
	Idaho Falls	.395	12	43	7	17	3	1	1	6	0	1	0	2	5	0	1	.413	.581	2
2009	Burlington Bees	.189	36	127	10	24	6	0	0	7	2	1	1	6	15	0	1	.230	.236	5
	Idaho Falls	.309	59	233	35	72	14	3	2	38	1	5	1	19	25	0	1	.357	.421	3
2010	Wilmington	.290	99	365	35	106	21	1	7	53	1	9	3	18	38	1	1	.322	.411	6
2011	Northwest Arkansas	.283	79	286	35	81	14	0	9	43	2	1	4	16	30	0	1	.329	.427	9
	Omaha	.333	12	48	5	16	5	0	1	10	0	0	1	0	6	0	0	.347	.500	0
	KANSAS CITY	.331	39	148	20	49	8	2	3	21	0	2	1	7	20	0	0	.361	.473	3
2012	Omaha@	.340	12	50	11	17	2	0	0	7	1	0	0	2	5	0	0	.365	.380	1
	KANSAS CITY	.301	76	289	38	87	16	0	11	39	0	3	1	12	27	0	0	.328	.471	4
2013	KANSAS CITY	.292	138	496	48	145	25	3	13	79	0	5	4	21	63	0	0	.323	.433	8
2014	KANSAS CITY	.260	150	578	57	150	28	2	17	70	0	3	3	22	85	1	0	.289	.403	9
2015	KANSAS CITY	.260	142	531	52	138	25	0	21	70	0	5	4	13	82	1	0	.280	.426	4
2016	KANSAS CITY	.247	139	514	57	127	28	2	22	64	0	2	8	22	119	0	0	.288	.438	4
2017	KANSAS CITY	.268	129	471	57	126	24	1	27	80	0	5	5	17	95	1	0	.297	.495	5
2018	Northwest Arkansas@	.333	3	9	1	3	0	0	1	3	0	1	1	0	2	0	0	.364	.667	0
	Omaha@	.400	4	15	3	6	2	0	1	3	0	0	0	0	0	0	0	.400	.773	0
	KANSAS CITY	.235	129	510	52	120	23	0	27	80	0	5	12	17	108	1	1	.274	.439	0
<b>Minor League Totals</b>		<b>.289</b>	<b>359</b>	<b>1302</b>	<b>156</b>	<b>376</b>	<b>70</b>	<b>6</b>	<b>22</b>	<b>190</b>	<b>11</b>	<b>20</b>	<b>17</b>	<b>73</b>	<b>141</b>	<b>2</b>	<b>6</b>	<b>.330</b>	<b>.402</b>	<b>32</b>
<b>Major League Totals</b>		<b>.266</b>	<b>942</b>	<b>3537</b>	<b>381</b>	<b>942</b>	<b>177</b>	<b>10</b>	<b>141</b>	<b>503</b>	<b>0</b>	<b>30</b>	<b>38</b>	<b>131</b>	<b>599</b>	<b>4</b>	<b>1</b>	<b>.297</b>	<b>.442</b>	<b>37</b>

@-Minor League Injury Rehab

**CAREER TRANSACTIONS**

- 2006 Signed by the Kansas City Royals as a non-drafted free agent, Sept. 27...signed by Juan Indriago
- 2012 Signed by the Kansas City Royals to a five-year contract, Feb. 27  
Placed on the 60-day disabled list (surgery on torn meniscus in left knee), March 20...reinstated June 22
- 2013 Placed on Bereavement/Family Emergency List, May 26...reinstated June 2  
Placed on Restricted List, June 2...reinstated June 4  
Placed on the 7-day disabled list (concussion), Aug. 4...reinstated Aug. 11
- 2016 Signed by the Kansas City Royals to a five-year contract, March 1
- 2017 Placed on the 10-day disabled list (right intercostal strain), Aug. 6...reinstated Aug. 22
- 2018 Placed on the 10-day disabled list (left knee sprain), March 29...reinstated April 24

**ALL-STAR BATTING**

YEAR	CLUB	SITE	AVG	AB	R	H	2B	3B	HR	RBI	SH	SF	HP	BB	SO	SB	CS	E
2013	AL	NYM	1.000	1	1	1	0	0	0	0	0	0	0	0	0	0	0	0
2014	AL	MIN	.000	1	0	0	0	0	0	0	0	0	0	0	0	0	0	0
2015	AL	CIN	.000	2	0	0	0	0	0	0	0	0	0	0	2	0	0	0
2016	AL	SD	.500	2	1	1	0	0	1	2	0	0	0	0	0	0	0	0
2017	AL	MIA	.000	2	0	0	0	0	0	0	0	0	0	0	0	0	0	0
2018	AL	WAS	.000	2	0	0	0	0	0	0	0	0	0	0	2	0	0	0
<b>All-Star Totals</b>			<b>.200</b>	<b>10</b>	<b>2</b>	<b>2</b>	<b>0</b>	<b>0</b>	<b>1</b>	<b>2</b>	<b>0</b>	<b>0</b>	<b>0</b>	<b>0</b>	<b>2</b>	<b>0</b>	<b>0</b>	<b>0</b>

**WORLD BASEBALL CLASSIC BATTING**

YEAR	CLUB	AVG	G	AB	R	H	2B	3B	HR	RBI	SH	SF	HP	BB	SO	SB	CS	E
2013	Venezuela	.200	2	5	1	1	1	0	0	0	0	0	0	0	1	0	0	0
2017	Venezuela	.286	2	7	2	2	1	0	1	2	0	0	0	1	0	0	0	0
<b>World Baseball Classic Totals</b>			<b>.250</b>	<b>4</b>	<b>12</b>	<b>3</b>	<b>3</b>	<b>2</b>	<b>0</b>	<b>1</b>	<b>2</b>	<b>0</b>	<b>0</b>	<b>0</b>	<b>1</b>	<b>1</b>	<b>0</b>	<b>0</b>

**POSTSEASON BATTING**

YEAR	SERIES	VS. OPP.	AVG	G	AB	R	H	2B	3B	HR	RBI	SH	SF	HP	BB	SO	SB	CS	E
2014	WC	vs. OAK	.167	1	6	0	1	0	0	0	1	0	0	0	0	2	0	0	0
	ALDS	vs. LAA	.154	3	13	0	2	0	0	0	1	0	0	0	0	4	0	0	0
	ALCS	vs. BAL	.067	4	15	1	1	0	0	0	0	0	0	0	1	2	0	0	0
	WS	vs. SF	.333	7	24	3	8	1	0	1	4	0	0	0	1	0	2	0	0
2015	ALDS	vs. HOU	.286	5	14	3	4	0	0	2	4	0	0	2	2	3	0	0	0
	ALCS	vs. TOR	.136	6	22	4	3	1	0	2	2	0	0	0	1	4	0	0	0
	WS	vs. NYM	.364	5	22	3	8	2	0	0	2	0	0	0	1	2	0	0	0
<b>Division Series Totals</b>			<b>.222</b>	<b>8</b>	<b>27</b>	<b>3</b>	<b>6</b>	<b>0</b>	<b>0</b>	<b>2</b>	<b>5</b>	<b>0</b>	<b>0</b>	<b>2</b>	<b>2</b>	<b>7</b>	<b>0</b>	<b>0</b>	<b>0</b>
<b>Championship Series Totals</b>			<b>.108</b>	<b>10</b>	<b>37</b>	<b>5</b>	<b>4</b>	<b>1</b>	<b>0</b>	<b>2</b>	<b>2</b>	<b>0</b>	<b>0</b>	<b>0</b>	<b>2</b>	<b>6</b>	<b>0</b>	<b>0</b>	<b>0</b>
<b>World Series Totals</b>			<b>.348</b>	<b>12</b>	<b>46</b>	<b>6</b>	<b>16</b>	<b>3</b>	<b>0</b>	<b>1</b>	<b>6</b>	<b>0</b>	<b>0</b>	<b>1</b>	<b>1</b>	<b>4</b>	<b>0</b>	<b>0</b>	<b>0</b>
<b>Postseason Totals</b>			<b>.233</b>	<b>31</b>	<b>116</b>	<b>14</b>	<b>27</b>	<b>4</b>	<b>0</b>	<b>5</b>	<b>14</b>	<b>0</b>	<b>0</b>	<b>3</b>	<b>5</b>	<b>19</b>	<b>0</b>	<b>0</b>	<b>0</b>

**HOME RUN INFORMATION**

**MULTI-HOMER GAMES (5)**

- Aug. 28, 2013 at MIN (2)
- Aug. 27, 2016 at BOS (2)
- May 21, 2017 at MIN-2 (2)
- Sept. 6, 2017 at DET (2)
- Aug. 15, 2018 vs. TOR (2)

**GRAND SLAMS (3)**

- June 21, 2017 vs. BOS (Scott)
- May 10, 2018 at BAL (Tillman)
- Sept. 14, 2018 vs. MIN (Hildenberger)

**WALK-OFF (2)**

- Sept. 15, 2012 vs. LAA (Frieri)
- Sept. 14, 2018 vs. MIN (Hildenberger)

**SINGLE GAME BESTS**

**HITS**

- 5 May 23, 2016 @ MIN
- 4 (4x) last: March 31, 2014 at DET

**DOUBLES**

- 2 (12x) last: Aug. 14, 2018 vs. TOR

**RBI**

- 5 (2x) last: Sept. 14, 2018 vs. MIN
- 4 (6x) last: May 24, 2018 at TEX

**RUNS**

- 3 (2x) last: June 18, 2016 vs. DET

**HITTING STREAKS**

- 17 Aug. 22-Sept. 13, 2012
- 12 May 13-27, 2016
- June 5-18, 2014
- 11 June 8-19, 2016
- June 5-15, 2013
- June 22-July 5, 2012

**WALK-OFF RBI (4)**

- 👑 Sept. 15, 2012 vs. LA Angels, (solo HR off Frieri, 9th)
- 👑 Sept. 14, 2018 vs. Minnesota, (GS off Hildenberger, 9th)
- 👑 July 7, 2016 vs. Seattle, (double off Cishek, 9th)
- 👑 Sept. 27, 2018 vs. Cleveland, (single off Ramirez, 10th)

**CAREER FIELDING**

Position	Pct.	G	TC	PO	A	E	DP	SB	CS	SB%	PB
Catcher	.995	874	6751	6216	499	36	43	341	159	68.2	29
First Base	.971	6	34	32	1	1	3				

**#14 BRETT PHILLIPS**  
OUTFIELDERBATS  
LEFTTHROWS  
RIGHTHEIGHT  
6-0WEIGHT  
185

BORN: MAY 30, 1994 | 24 | SEMINOLE, FLA.

ACQUIRED: TRADE WITH MILWAUKEE | JULY 27, 2018

MLB SERVICE: 140 DAYS

**2018 SEASON**

- Started the season with Colorado Springs (AAA), but had three Major League stints with Milwaukee: April 9-10, May 1-10 and July 15-24.
- Hit .240/.331/.411 (62-for-258) with 42 runs, 25 extra-base hits and 11 stolen bases in 71 games with Colorado Springs.
- Played in 15 games (2 starts) with Milwaukee, and hit .182 (4-for-22), including a career-high four RBI on July 15 at Pittsburgh.
- Acquired by Kansas City with RHP Jorge López on July 28 for INF Mike Moustakas, and spent the rest of the season with the Royals.
- Homered in his second game as a Royal on July 31 at

the White Sox, a two-run shot in the seventh inning off James Shields, which proved to be the difference in a 4-2 win.

- Hit .265/.324/.471 (9-for-34) with four extra-base hits in his first 10 games as a Royal, but hit just .154/.221/.244 (12-for-78) with four extra-base hits in 26 games after that, including an 0-for-20 skid from Aug. 15-26.
- Suffered a right shoulder contusion on Sept. 4 in Cleveland after colliding into the right field wall... didn't start again until Sept. 16.
- Had three outfield assists in 32 starts with Kansas City, the first of which was a 100.1 mph throw, according to Statcast, in Chicago on Aug. 2.

**HONORS AND AWARDS**

- First MLB hit: June 5, 2017 vs. San Francisco, single off Jeff Samardzija
- First MLB home run: July 16, 2017 vs. Philadelphia, pinch-hit, two-run shot off Jeremy Hellickson
- 2016 Arizona Fall League All-Star
- Three-time MiLB.com Organization All-Star (2014-16)
- 2016 Southern League midseason All-Star
- 2015 California League midseason/postseason All-Star
- 2014 Midwest League midseason/postseason All-Star

**CAREER HIGHLIGHTS**

- Acquired by Kansas City with RHP Jorge López from Milwaukee for 3B Mike Moustakas, July 28, 2018.
- 2017: Spent most of the season at Colorado Springs (AAA), where he hit .305/.377/.567 (117-for-383) with 52 extra-base hits—including a team-leading 19 HR—and 78 RBI.
- Had four stints with Milwaukee: June 5-7, June 9-12, July 14-25 and Sept. 1 through the end of season.
- Made his Major League debut on June 5 vs. San Francisco and recorded his first hit, an eighth-inning single, off Jeff Samardzija.
- Hit his first Major League home run on July 16 vs. Philadelphia, a pinch-hit, two-run shot off Jeremy Hellickson...became the 12th Brewer to have his first career HR come as a pinch-hitter.
- Hit .229/.289/.429 (8-for-25) during his first three stints in Milwaukee over 15 games (10 starts)...in 22 games (14 starts) following his Sept. 1 recall, he hit .308/.390/.462 (16-for-52), including a three-run HR on Closing Day (Oct. 1) in St. Louis.
- Threw out David Freese at home plate on Sept. 13 on a 104.7 mph throw, the hardest throw on an outfield assist in 2017, according to Statcast.
- Made 24 starts with Milwaukee, 22 of which game in center field (2 starts in right field).
- 2016: Added to Milwaukee's 40-man roster on Nov. 18.
- Played in 19 games for Salt River in the Arizona Fall League and was selected to play in the AFL All-Star Game.
- 2015: hit .309/.374/.527 (156-for-505) with 64 extra-base hits, 77 RBI and 17 stolen bases for three teams across two organizations and earned California League midseason and postseason All-Star honors.
- Acquired by Milwaukee with LHP Josh Hader, RHP Adrian Houser and OF Domingo Santana on July 30 from Houston for RHP Mike Fiers, OF Carlos Gomez and cash.
- Hit .346 (9-for-26) in seven games with Surprise in the Arizona Fall League.
- 2014: Named Houston's Minor League Player of the Year after batting .310/.375/.529 (153-for-493) with 60 extra-base hits and a career-high 23 stolen bases in 130 games between Quad Cities (A) and Lancaster (A+).
- Earned Midwest League midseason and postseason All-Star honors.



**MISCELLANEOUS NOTES**

- 🏠 Full name is **Brett Maverick Phillips**...resides in Seminole, Fla.
- 🏠 His middle name, **Maverick**, is after the TV character from the show by the same name...Brett's father, **Brett James Phillips**, was called "Maverick" as a child by his father (Brett's grandfather) and friends.
- 🏠 In January 2018, he visited an orphanage in Haiti with **Adam Wainwright** and **Luke Weaver**.
- 🏠 Signed a letter of intent to play baseball at North Carolina State University before signing with Houston.
- 🏠 Graduated from Seminole HS (Fla.) in 2012, where he also played football.
- 🏠 Was neighbors with professional wrestler "Macho Man" **Randy Savage** as a teenage in Seminole, Fla... they used to play HORSE together every day after school, but Phillips never won.

**CAREER BATTING**

YEAR	CLUB	AVG	G	AB	R	H	2B	3B	HR	RBI	SAC	SF	HP	BB	SO	SB	CS	OBP	SLG	E
2012	GCL Astros	.251	54	175	26	44	7	6	0	13	8	4	4	28	48	7	5	.360	.360	5
2013	Quad Cities	.231	12	39	4	9	2	0	0	3	2	0	0	3	10	1	1	.286	.282	0
	Greenville	.247	29	85	9	21	7	1	0	9	8	2	1	17	21	4	3	.371	.353	0
2014	Quad Cities	.302	103	384	68	116	21	12	13	58	12	7	4	36	76	18	10	.362	.521	4
	Lancaster	.339	27	109	19	37	8	2	4	10	2	1	2	14	20	5	4	.421	.560	2
2015	Lancaster	.320	66	291	68	93	19	7	15	53	3	0	6	22	64	8	6	.379	.588	2
	Corpus Christi	.321	31	134	22	43	8	4	1	18	0	0	3	8	26	7	2	.372	.463	0
	Biloxi	.250	23	80	14	20	7	3	0	6	1	2	1	14	30	2	1	.361	.413	1
2016	Biloxi	.229	124	441	60	101	14	6	16	62	5	2	2	67	154	12	7	.332	.397	2
2017	Colorado Springs	.305	105	383	79	117	23	10	19	78	0	3	1	45	129	9	1	.377	.567	7
	MILWAUKEE	.276	37	87	9	24	3	0	4	12	1	0	1	9	34	5	0	.351	.448	1
2018	Colorado Springs	.240	71	258	42	62	12	7	6	25	0	4	1	36	94	11	0	.331	.411	2
	MILWAUKEE	.182	15	22	2	4	0	1	0	4	0	0	0	2	11	0	0	.250	.273	0
	KANSAS CITY	.188	36	112	13	21	4	2	2	7	0	1	1	9	50	1	1	.252	.313	0
Minor League Totals		.279	645	2379	411	663	128	58	74	335	41	25	25	290	672	84	40	.360	.475	25
Major League Totals		.222	88	221	24	49	3	6	23	1	1	2	20	95	6	1	1	.291	.362	1

**CAREER TRANSACTIONS**

- 2012 Selected by the Houston Astros in the sixth round of the First-Year Player Draft...signed by John Martin
- 2015 Acquired by the Milwaukee Brewers with LHP Josh Hader, RHP Adrian Houser and OF Domingo Santana from the Houston Astros for RHP Mike Fiers, OF Carlos Gomez and cash, July 30
- 2018 Acquired by the Kansas City Royals with RHP Jorge López from the Milwaukee Brewers for 3B Mike Moustakas, July 28

**HOME RUN INFORMATION**

**PINCH-HIT (1)**

July 16, 2017 vs. PHI (Hellickson)

**SINGLE GAME BESTS**

**HITS**

3 Sept. 23, 2017 vs. CHC

**DOUBLES**

1 (7x) last: Sept. 1, 2018 vs. BAL

**RBI**

4 July 15, 2018 at PIT

**RUNS**

2 (2x) last: Sept. 1, 2018 vs. BAL

**HITTING STREAK**

5 Sept. 18-23, 2017

**CAREER FIELDING**

Position	Pct.	G	TC	PO	A	E	DP
Outfield	.994	75	155	147	7	1	2

**ROYALS 20-20 SEASONS**

Player	Year	HR	HR Lg. Rank	SB	SB Lg. Rank
Jeff Francoeur	2011	20	T-34th	22	T-15th
Carlos Beltran	2003	26	T-24th	41	3rd
Carlos Beltran	2002	29	T-14th	35	2nd
Carlos Beltran	2001	24	T-29th	31	T-8th
Carlos Beltran	1999	22	T-38th	27	12th
Bo Jackson	1989	32	4th	26	11th
Bo Jackson	1988	25	T-10th	27	T-12th
Amos Otis	1978	22	T-17th	32	9th



# #53 ERIC SKOGLUND

LEFT-HANDED PITCHER

BATS  
LEFTTHROWS  
LEFTHEIGHT  
6-7WEIGHT  
205

BORN: OCT. 26, 1992 | 26 | SARASOTA, FLA.

SELECTED: THIRD ROUND | 2014 DRAFT

MLB SERVICE: 1 YEARS, 68 DAYS

## 2018 SEASON

- ✦ Made the Opening Day roster for the first time, but went 1-5 with a 6.70 ERA (37 ER in 49.2 IP) through his first nine starts, before being placed on the 10-day DL on May 26 with a sprained left UCL.
- ✦ Made 13 starts, most by a Royals rookie left-handed pitcher since Will Smith (16) in 2012.
- ✦ Completed at least 5.0 innings in nine of 13 starts, after doing it just once in five starts in 2017.
- ✦ Earned his second career win on April 28 vs. the White Sox (Game 2), in which he recorded a career-high nine strikeouts over 7.0 two-hit innings...became the first Royals southpaw to record 7.0 innings with two hits or fewer since Danny Duffy's club-record 16-strikeout game on Aug. 1, 2016 at Tampa Bay.
- ✦ Recorded a career-high 7.2 innings of two-run ball in a 2-1 loss on May 14 vs. Tampa Bay...matched the club record by a pitcher with six assists, joining: Steve Busby (4 times), Mark Gubicza, Charlie Leibrandt, Dennis Leonard, Mike McCormick and Paul Splittorff (once each).
- ✦ Made five rehab starts, including one with Surprise, two with Northwest Arkansas (AA) and two with Omaha (AAA), in which he posted a 3.54 ERA (8 ER in 20.1 IP).
- ✦ Reinstated from the 60-day DL on Sept. 4, after missing more than three months for the sprained left UCL.
- ✦ In five outings (4 starts) following his return, he posted a 1.33 ERA (3 ER in 20.1 IP) and .157 opponents' average (11-for-70), both of which ranked fourth in the American League (min. 20 IP) from his return date (Sept. 7), through season's end.
- ✦ Held opponents to three hits or fewer in each of his last four appearances—all of which were starts—the longest such streak in Royals history.
- ✦ Held Pittsburgh scoreless on three hits in 6.0 innings on Sept. 18 at PNC Park—his first scoreless start since his Major League debut on May 30, 2017 vs. Detroit—but took the no-decision in a 2-1 Royals loss.
- ✦ Recorded 2.1 scoreless innings in his next start, on Sept. 25 at Cincinnati, before a 51-minute rain delay ended his night.
- ✦ Issued two walks or fewer in 12 of his 13 starts...his 2.44 walk rate (19 BB in 70 IP) ranked second among American League rookies (min. 50 IP) behind Shane Bieber (1.81).
- ✦ Held left-handed batters to a .196 average (9-for-46), but four of those hits were HR, including three in one game on May 25 at Texas.

## HONORS AND AWARDS

- ✦ First MLB win: May 30, 2017 vs. Detroit
- ✦ 2016 Texas League postseason All-Star
- ✦ 2015 Carolina League midseason All-Star

## CAREER HIGHLIGHTS

- ✦ Suspended 80 games on Jan. 16, 2019 for violating Major League Baseball's Joint Drug Prevention and Treatment Program.
- ✦ **2017:** Made his Major League debut on May 30 vs. Detroit, recording 6.1 scoreless innings in a 1-0 win over Justin Verlander...became the 10th Royal to start and win his Major League debut, and his 6.1 scoreless innings marked the third-longest scoreless start by a Royal in his debut.
- ✦ According to *Elias*, he's the third starting pitcher, in his Major League debut, to win a 1-0 over a former Cy Young Award winner, joining Steve Woodward (July 28, 1997 over Roger Clemens) and Lee Tunnell (Sept. 4, 1982 over Fernando Valenzuela).
- ✦ Spent most of the season in the minors, where he went 4-5 with a 4.07 ERA (47 ER in 104.0 IP) in 20 starts between Northwest Arkansas (AA) and Omaha (AAA).
- ✦ **2016:** Named a Texas League postseason All-Star...led the league in strikeouts (134) and innings pitched, and tied for the lead in starts...ranked third in WHIP (1.11) and seventh in ERA.
- ✦ Matched a career-high with 10 strikeouts over 6.0 scoreless innings on Aug. 12 at San Antonio, taking a no-decision in a 1-0 Naturals win...also fanned 10 on May 16, 2015 with Wilmington (A) at Lynchburg.
- ✦ **2015:** Named a Carolina League All-Star.
- ✦ Missed the last seven weeks of the season after being placed on the disabled list on July 20 with a right elbow injury...at the time of his injury, ranked 13th among qualifying Class A pitchers in WHIP (1.11).
- ✦ Threw an 8.0-inning complete game, a 3-1 loss at Potomac on May 29...allowed three runs on 10 hits with a walk and three strikeouts.

**MISCELLANEOUS NOTES**

- 🏠 **Eric L. Skoglund** resides in Sarasota, Fla.
- 🎓 Graduated from Sarasota High School (Fla.) in 2011... posted a 0.66 ERA during his junior season, the lowest in school history and lowest in the country in 2010...named Rawlings/Perfect Game All-America Honorable Mention in 2010.
- 🎓 Attended University of Central Florida with Royals teammate Ben Lively...went 5-3 in 2012 to earn *Louisville Slugger* Freshman All-America honors...

also posted a 9-3 mark and a 2.54 ERA as a junior, garnering American Athletic Conference Pitcher of the Year and unanimous All-AAC first team honors.

- 🏠 Selected by the Pittsburgh Pirates in the 16th round of the 2011 First-Year Player Draft, but did not sign.
- 🎓 Celebrated his 25th birthday visiting patients in the pediatric unit at the University of Kansas Hospital in Kansas City.

**CAREER PITCHING**

YEAR	CLUB	W-L	ERA	G	GS	CG	SHO	SV	IP	H	R	ER	HR	HB	BB	SO	WP	BK	AVG
2012	Idaho Falls	0-2	5.09	9	8	0	0	0	23.0	30	17	13	2	1	9	25	2	0	.316
2015	Wilmington	6-3	3.52	15	15	1	0	0	84.1	83	36	33	2	4	11	66	2	0	.260
2016	Northwest Arkansas	7-10	3.45	27	27	0	0	0	156.1	135	63	60	19	4	38	134	3	2	.230
2017	Northwest Arkansas	0-0	2.70	1	1	0	0	0	3.1	5	1	1	0	0	3	1	0	0	.385
	Omaha	4-5	4.11	19	19	1	0	0	100.2	110	57	46	14	3	29	102	5	1	.274
	<b>KANSAS CITY</b>	1-2	9.50	7	5	0	0	0	18.0	30	20	19	2	0	12	14	0	0	.375
2018	<b>KANSAS CITY</b>	1-6	5.14	14	13	0	0	0	70.0	66	41	40	12	6	19	49	3	0	.246
	Surprise@	0-0	0.00	1	1	0	0	0	3.0	2	0	0	0	0	1	2	0	0	.200
	Northwest Arkansas@	0-0	4.00	2	2	0	0	0	9.0	12	5	4	1	0	2	4	0	0	.324
	Omaha@	0-1	4.32	2	2	0	0	0	8.1	8	4	4	2	0	0	6	0	0	.250
	<b>Minor League Totals</b>	<b>17-21</b>	<b>3.73</b>	<b>76</b>	<b>75</b>	<b>2</b>	<b>0</b>	<b>0</b>	<b>388.0</b>	<b>385</b>	<b>183</b>	<b>161</b>	<b>40</b>	<b>12</b>	<b>93</b>	<b>340</b>	<b>12</b>	<b>3</b>	<b>.258</b>
	<b>Major League Totals</b>	<b>2-8</b>	<b>6.03</b>	<b>21</b>	<b>18</b>	<b>0</b>	<b>0</b>	<b>0</b>	<b>88.0</b>	<b>96</b>	<b>61</b>	<b>59</b>	<b>14</b>	<b>6</b>	<b>31</b>	<b>63</b>	<b>3</b>	<b>0</b>	<b>.276</b>

@ - Minor League Injury Rehab

**CAREER TRANSACTIONS**

- 2014 Selected by the Kansas City Royals in the third round of the First-Year Player...signed by Jim Buckley
- 2018 Placed on the 10-day DL (sprained left UCL), May 26...transferred to 60-day DL, June 17...reinstated, Sept. 4
- 2019 Suspended for 80 games by MLB for violating the Joint Drug Prevention & Treatment Plan, Jan. 16

**CAREER BATTING/FIELDING**

	Avg.	AB	H	HR	RBI	Position	Pct.	G	TC	PO	A	E	DP
MLB Totals	.000	3	0	0	0	Pitcher	.917	21	12	0	11	1	1

**SINGLE GAME BESTS**

**STRIKEOUTS (STARTER)**

9 April 28, 2018 vs. CWS

**STRIKEOUTS (RELIEVER)**

2 Sept. 2, 2017 at MIN

**INNINGS PITCHED (STARTER)**

7.2 May 14, 2018 vs. TB

**INNINGS PITCHED (RELIEVER)**

3.0 Sept. 2, 2017 at MIN

**ROYALS ON TWITTER**

Player	Handle
Jason Adam	@Jason_Adam9
Scott Blewett	@SBlewett7
Jorge Bonifacio	@ElBon4
Brad Boxberger	@brad_boxberger
Cheslor Cuthbert	@cheslorcuthbert
Jake Diekmann	@jakediekman
Hunter Dozier	@hdozier_17
Danny Duffy	@duffman
Chris Ellis	@ChrisEllis_10
Heath Fillmyer	@hfillmyer08
Cam Gallagher	@camgally3545
Terrance Gore	@TGO7E
Conner Greene	@connergreene

Player	Handle
Foster Griffin	@Foster_Griffin
Billy Hamilton	@BillyHamilton
Jakob Junis	@jbljunis
Jake Kalish	@jkalish18
Brad Keller	@brad_keller13
Ben Lively	@BenLively19
Jorge López	@yabiee18
Nicky López	@nick3lopez
Richard Lovelady	@RichardLovelady1
Kevin McCarthy	@KMAC_n_cheez15
MJ Melendez	@mjmelendez7
Whit Merrifield	@WhitMerrifield
Adalberto Mondesi	@raulmondiesjr

Player	Handle
Trevor Oaks	@trevoaks
Chris Owings	@cowings5
Ryan O'Hearn	@Rohearn11
Wily Peralta	@WilyPeralta38
Salvador Perez	@SalvadorPerez15
Brett Phillips	@Brett_Phillips8
Eric Skoglund	@LBsTheZone
Drew Storen	@DrewStoren
Michael Ynoa	@InoaMichael
Kyle Zimmer	@kylezimmer11



**#12 JORGE SOLER**  
OUTFIELDER

**BATS  
RIGHT**

**THROWS  
RIGHT**

**HEIGHT  
6-4**

**WEIGHT  
230**

**BORN: FEB. 25, 1992 | 27 | HAVANA, CUBA**

**ACQUIRED: TRADE WITH CHICAGO CUBS | DEC. 7, 2016**

**MLB SERVICE: 3 YEARS, 143 DAYS**

**2018 SEASON**

- 🏆 Matched a career high with 18 doubles, despite playing in just 61 games due to a fractured left toe...placed on the 10-day DL on June 17, and did not appear with Kansas City the rest of the season.
- 🏆 Started the season 0-for-11 before going 3-for-4 on April 8 at Cleveland, which snapped an 0-for-33 skid in the Majors that dated back to July 2, 2017.
- 🏆 Hit .365/.460/.600 (42-for-115) with 17 extra-base hits (5 HR) and 17 RBI over his next 31 games from April 8-May 12, a stretch in which his batting average tied Mike Trout and Odubel Herrera for best in the Majors, and his hits were one behind Francisco Lindor and Nick Markakis for the Majors lead.
- 🏆 Had a career-high-tying 10-game hit streak from April 26-May 4, in which he hit .385/.478/.744 (15-for-39) with eight extra-base hits and 10 RBI.
- 🏆 Had a career-high 19-game on-base streak from April 13-May 4, in which he hit .353/.470/.647 (24-for-68) with 12 extra-base hits and 11 RBI.
- 🏆 Had a two-run HR and a single in the Royals' 10-run first inning on May 8 at Baltimore, joining Jon Jay and Mike Moustakas with two hits in that inning.
- 🏆 Hit the go-ahead, three-run HR in the 13th inning of a 7-6 win in Boston on May 1...it was the latest go-ahead HR by a Royal since Kendry Morales' walk-off HR on May 15, 2016 vs. Atlanta (also 13th inning).
- 🏆 Matched a career high with four hits on May 30 vs. Minnesota (also: April 20, 2015 with the Cubs).
- 🏆 Hit .315/.415/.648 (17-for-54) with 10 extra-base hits (4 HR) vs. left-handed pitchers.
- 🏆 Hit .329/.440/.573 (27-for-82) with 12 extra-base hits and 13 RBI in 23 games vs. AL Central teams.
- 🏆 Played in two rehab games with Omaha (AAA) on Aug. 27-28, but suffered a setback and was recalled from rehab on Sept. 13, ending his season.

**HONORS AND AWARDS**

- 🏆 First MLB hit/home run: Aug. 27, 2014 at Cincinnati, solo shot off Mat Latos
- 🏆 2013 Arizona Fall League "Rising Star"
- 🏆 2013 SiriusXM All-Star Futures Game participant (World)
- 🏆 2013 Florida State League midseason All-Star

**CAREER HIGHLIGHTS**

- 🏆 Acquired by the Royals from the Chicago Cubs on Dec. 7, 2016 for RHP Wade Davis...signed a nine-year contract with the Cubs, which runs through the 2020 season.
- 🏆 **2017:** Split the season between Kansas City and Omaha (AAA), playing in 35 games with the Royals and 74 with the Storm Chasers...opened the year on the 10-day disabled list (strained left oblique) and didn't make his Royals debut until May 6...optioned twice, before being recalled for the remainder of the season on Sept. 5.
- 🏆 Both of his Major League home runs came at Kauffman Stadium: a solo shot on May 14 off Baltimore's Richard Bleier and a two-run homer on July 1 off Minnesota's Buddy Boshers.
- 🏆 Tied for 11th in the Pacific Coast League with 24 home runs...his total led all Royals' minor league players, one ahead of teammate Frank Schwindel (23)...recorded five multi-homer games, after collecting just one in his first five minor league seasons.
- 🏆 Hit .324/.453/.667 (36-for-111) with 11 homers and 31 RBI in his first 31 games with Omaha, but hit .228/.342/.494 (37-for-162) with 13 homers and 28 RBI in his final 43 minor league games.
- 🏆 Recorded a minor league career-high six RBI on June 11 vs. New Orleans, including a game-tying, two-run HR in the ninth inning and a walk-off grand slam in the 10th.
- 🏆 **2016:** Spent majority of the year in the Majors, appearing in 86 games with the Cubs...missed nearly two months from June 7-Aug. 5 with a strained left hamstring.
- 🏆 Batted .277 (39-for-141) with 10 homers and 25 RBI over his last 53 games, including a HR in his first at-bat after coming off the DL on Aug. 5.
- 🏆 Hit a game-tying solo shot in the ninth inning on Aug. 29 vs. Pittsburgh in a game the Cubs won 8-7 in 13 innings...it marked his first game-tying or go-ahead home run in the ninth inning or later.
- 🏆 **2015:** In his first full season with the Cubs, played in 101 games, batting .262 with 10 homers and 47 RBI...had two separate DL stints, missing from June 3-July 5 with a sprained left ankle and from Aug. 24-Sept. 17 with a strained left oblique.
- 🏆 Despite missing six weeks of action, ranked ninth among NL rookies in walks (32) and tied for fifth in outfield assists (4).



- Recorded second career multi-homer game, April 13 vs. Cincinnati, including the game-tying two-run shot in the eighth inning...joined Mandy Brooks (1925) as the only Cubs' players to record two multi-homer contests in their first 30 big league games.
- Rated as the third-best prospect in the Cubs' organization by *Baseball America* prior to the season.
- 2014:** Made his Major League debut on Aug. 27 at Cincinnati...became the first Cub since Starlin Castro in 2010 to homer in his first big league at-bat, taking Mat Latos deep in the second inning.
- Batted .292 (26-for-89) with eight doubles, one triple, five homers and 20 RBI in his first 24 games with Chicago.
- Homered twice in St. Louis on Aug. 29, joining Javier

Baez as the only Cubs players to homer three times in their first three Major League games.

- Became the third player since 1900 to record at least one extra-base hit in each of his first five games, joining St. Louis' Enos Slaughter (1938) and Boston's Will Middlebrooks (2012).
- Selected as the Cubs' Minor League Player of the Month in July.
- 2013:** Named a Florida State League (A) All-Star.
- Missed majority of the season due to a left shin fracture, which he suffered in June...played 20 games in the Arizona Fall League, batting .271 (23-for-85) with six doubles, a homer and 35 RBI.
- Named to the World Team in the SiriusXM All-Star Futures Game at Citi Field...did not play due to injury.

## POSTSEASON HIGHLIGHTS

- Played in 15 games during the 2015-16 postseasons with the Cubs...owns a .344 batting average (11-for-32) with three doubles, a triple, three homers and five RBI in those games.
- Reached base safely in each of his first nine postseason plate appearances, becoming the first player in Major League history to accomplish this...the previous Cubs record was seven straight, by Hack Wilson in the 1929 World Series.
- 2016:** Went 2-for-3 with a triple in Game 3 of the World Series vs. Cleveland, his only two hits of the postseason...was 0-for-10 entering the contest.

- 2015:** Batted .474 (9-for-19) with three doubles and three homers in seven postseason games.
- His three home runs during the postseason tied for seventh among all participants...he and teammate Kyle Schwarber (5 HR), became the first Cubs to homer three times or more in a single postseason since Aramis Ramirez and Alex Gonzalez (4 each) in 2003.
- Went 3-for-4 with a pair of doubles in Game 4 of the NLCS vs. the New York Mets, becoming the first Cubs rookie with three hits in a postseason game since Jerome Walton (3-for-4) in Game 2 of the 1989 NLCS vs. San Francisco.

## MISCELLANEOUS NOTES

- Full name is **Jorge Carlos Soler (Castillo)**...resides in Pembroke Pines, Fla. with his wife, Leydis Sennano and son, Jorley.
- Played for Cuba in several international tournaments, including the 16-under COPABE Pan American Championships in 2008, and the World Junior

Championships in Thunder Bay, Ontario, Canada, in 2010...during World Junior Championships, hit .304 with a .522 slugging percentage, helping Cuba to the bronze medal.

- Participated in the Cubs Rookie Development program in 2014.

## CAREER BATTING

YEAR	CLUB	AVG	G	AB	R	H	2B	3B	HR	RBI	SAC	SF	HP	BB	SO	SB	CS	OBP	SLG	E
2012	Arizona Cubs	.241	14	54	14	13	2	0	2	10	0	0	1	6	13	8	0	.328	.389	0
	Peoria	.338	20	80	14	27	5	0	3	15	0	0	2	6	6	4	1	.398	.513	1
2013	Daytona	.281	55	210	38	59	13	1	8	35	0	4	1	21	38	5	1	.343	.467	3
2014	Tennessee	.415	22	65	13	27	9	1	6	22	0	2	0	12	15	0	0	.494	.862	1
	Arizona Cubs@	.400	8	25	7	10	3	0	1	6	0	0	1	4	7	0	0	.500	.640	1
	Iowa	.282	32	110	22	31	11	1	8	29	0	0	17	26	0	1	0	.378	.618	0
	CHICAGO (NL)	.292	24	89	11	26	8	1	5	20	0	2	0	6	24	1	0	.330	.573	2
2015	CHICAGO (NL)	.265	101	366	39	97	19	1	10	47	0	3	3	32	120	3	1	.327	.404	1
	Iowa	.154	4	13	1	2	0	0	0	1	0	0	0	3	4	0	0	.313	.154	0
2016	CHICAGO (NL)	.238	86	227	37	54	9	0	12	31	0	3	3	31	66	0	0	.333	.436	1
	Iowa@	.143	2	7	0	1	0	0	0	0	0	0	0	5	0	0	0	.143	.143	0
	Tennessee@	.167	9	30	4	5	0	0	0	2	0	1	0	11	11	0	0	.381	.167	0
2017	Omaha	.267	74	273	49	73	9	0	24	59	0	4	50	82	1	0	0	.388	.564	0
	KANSAS CITY	.144	35	97	7	14	5	0	2	6	0	0	1	12	36	0	0	.245	.258	0
2018	KANSAS CITY	.265	61	223	27	59	18	0	9	28	0	2	4	28	69	3	1	.354	.466	3
	Omaha@	.250	2	8	0	2	0	0	0	1	0	0	0	2	6	0	0	.400	.250	0
<b>Minor League Totals</b>		<b>.286</b>	<b>242</b>	<b>875</b>	<b>162</b>	<b>250</b>	<b>52</b>	<b>3</b>	<b>52</b>	<b>180</b>	<b>0</b>	<b>7</b>	<b>9</b>	<b>132</b>	<b>213</b>	<b>18</b>	<b>3</b>	<b>.382</b>	<b>.530</b>	<b>6</b>
<b>Major League Totals</b>		<b>.250</b>	<b>307</b>	<b>1002</b>	<b>121</b>	<b>250</b>	<b>59</b>	<b>2</b>	<b>38</b>	<b>132</b>	<b>0</b>	<b>10</b>	<b>11</b>	<b>109</b>	<b>315</b>	<b>7</b>	<b>2</b>	<b>.327</b>	<b>.426</b>	<b>7</b>

@ - Minor League Injury Rehab

**CAREER TRANSACTIONS**

- 2012 Signed by the Chicago Cubs as a non-drafted free agent, June 30...signed by Louie Eljuana, Alex Suarez and Jose Serra
- 2015 Placed on the 15-day disabled list (sprained left ankle), June 3...reinstated July 5  
Placed on the 15-day disabled list (strained left oblique), Aug. 24...reinstated Sept. 17
- 2016 Placed on the 15-day disabled list (strained left hamstring), June 7...reinstated Aug. 5  
Acquired by the Kansas City Royals for RHP Wade Davis, Dec. 7
- 2017 Placed on the 10-day disabled list (strained left oblique), April 2...reinstated May 6
- 2018 Placed on the 10-day disabled list (fractured left toe), June 17...transferred to 60-day DL, Aug. 12...reinstated Nov. 2

**POSTSEASON BATTING**

YEAR	SERIES	VS. OPP.	AVG	G	AB	R	H	2B	3B	HR	RBI	SH	SF	HP	BB	SO	SB	CS	E
2015	NLDS	vs. STL	.571	4	7	3	4	1	0	2	4	0	0	0	6	1	0	0	0
	NLCS	vs. NYM	.417	3	12	3	5	2	0	1	1	0	0	0	0	4	0	0	0
2016	NLDS	vs. SF	.000	2	4	0	0	0	0	0	0	0	0	0	1	1	0	0	0
	NLCS	vs. LAD	.000	4	4	0	0	0	0	0	0	0	0	0	1	2	0	0	0
	WS	vs. CLE	.400	2	5	0	2	0	1	0	0	0	0	0	1	1	0	0	0
<b>Division Series Totals</b>			<b>.364</b>	<b>6</b>	<b>11</b>	<b>3</b>	<b>4</b>	<b>1</b>	<b>0</b>	<b>2</b>	<b>4</b>	<b>0</b>	<b>0</b>	<b>0</b>	<b>7</b>	<b>2</b>	<b>0</b>	<b>0</b>	<b>0</b>
<b>Championship Series Totals</b>			<b>.313</b>	<b>7</b>	<b>16</b>	<b>3</b>	<b>5</b>	<b>2</b>	<b>0</b>	<b>1</b>	<b>1</b>	<b>0</b>	<b>0</b>	<b>0</b>	<b>1</b>	<b>6</b>	<b>0</b>	<b>0</b>	<b>0</b>
<b>Postseason Totals</b>			<b>.344</b>	<b>15</b>	<b>32</b>	<b>6</b>	<b>11</b>	<b>3</b>	<b>1</b>	<b>3</b>	<b>5</b>	<b>0</b>	<b>0</b>	<b>0</b>	<b>9</b>	<b>9</b>	<b>0</b>	<b>0</b>	<b>0</b>

**HOME RUN INFORMATION**

**MULTI-HOMER GAMES (2)**

- Aug. 29, 2014 AT STL (2)
- April 13, 2015 vs. CIN (2)

**PINCH-HIT (1)**

- Sept. 21, 2015 vs. MIL (Jimenez)

**SINGLE GAME BESTS**

**HITS**

4 (2x) last: May 30, 2018 vs. MIN

**DOUBLES**

2 (3x) last: May 12, 2018 at BOS

**RBI**

4 April 13, 2015 vs. CIN

**RUNS**

3 (2x) last: May 3, 2018 vs. DET

**HITTING STREAKS**

10 April 26-May 4, 2018  
July 31-Aug. 11, 2015  
8 April 13-21, 2015

**CAREER FIELDING**

Position	Pct.	G	TC	PO	A	E	DP
Outfield	.984	253	427	410	10	7	2

**ROYALS TOP OFFENSIVE PERFORMANCES - TEAM**

The Royals have exploded for 17 or more runs 20 times in their history. The club has tallied 17 or more runs 5 times against both the Twins (all at home) and the Tigers (2 at home, 2 at Tiger Stadium, 1 at Comerica Park). All but 5 of the 17-run outbursts have come at home.

Rk	Date	Opponent	Run Total	Score	Hitting Hero
1.	Sept. 9, 2004	at Detroit (Game 1)	26	26-5	Joe Randa: 6-for-7, 2B, 6 runs
2.	April 6, 1974	Minnesota	23	23-6	John Mayberry: 3-for-5, 2 2B, 5 RBI, 4 runs
3.	June 15, 1976	at Detroit	21	21-7	Tom Poquette: 5-for-6, HR, 5 runs
4.	Aug. 10, 1996	at California	18	18-3	Johnny Damon: 2-for-6, HR, 7 RBI
	Aug. 21, 1995	at Milwaukee (Game 2)	18	18-9	Greg Gagne: 4-for-6, 2B, 3B, 3 RBI, 3 runs
	July 14, 1991	at Detroit	18	18-4	Brian McRae: 2-for-6, 2 HR, 6 RBI
	Aug. 16, 1983	Detroit	18	18-7	Pat Sheridan: 4-for-6, 2 2B, HR, 3 RBI
	Sept. 12, 1982	Minnesota	18	18-7	Willie Aikens: 3-for-5, 2 HR, 4 RBI
	Aug. 29, 1979	Milwaukee	18	18-8	Amos Otis: 3-for-6, HR, 3 RBI, 2 runs
10.	July 3, 2007	Seattle	17	17-3	Billy Butler: 3-for-5, 2B, HR, 6 RBI
	June 14, 2007	St. Louis	17	17-8	Mark Teahen: 3-for-5, 3B, 5 RBI
	June 10, 2007	Philadelphia	17	17-5	Mark Grudzielanek: 3-for-5, 2B, HR, 5 RBI
	Sept. 4, 2005	Texas	17	17-8	Angel Berroa: 2-for-5, HR, 5 RBI
	Sept. 13, 2004	New York	17	17-8	John Buck: 4-for-5, HR, 5 RBI
	Sept. 24, 2002	Detroit	17	17-2	Raul Ibanez: 1-for-3, HR, 2 RBI, 3 runs
	June 9, 1999	St. Louis	17	17-13	Joe Randa: 5-for-5, 2 2B, 2 RBI, 4 runs
	May 11, 1982	Milwaukee	17	17-3	Hal McRae: 2-for-6, HR, 5 RBI
	Oct. 4, 1980	Minnesota	17	17-1	Hal McRae: 3-for-4, 2B, HR, 5 RBI
	May 12, 1976	Minnesota	17	17-5	Tom Poquette: 3-for-6, 2 2B, 3B, 4 RBI
	Aug. 6, 1974	Minnesota	17	17-3	Amos Otis: 2-for-4, 2B, HR, 4 RBI, 4 runs



**#57 GLENN SPARKMAN**  
R I G H T - H A N D E D P I T C H E R

**BATS  
RIGHT**

**THROWS  
RIGHT**

**HEIGHT  
6-2**

**WEIGHT  
220**

**BORN: MAY 11, 1992 | 26 | VICTORIA, TEXAS**

**SELECTED: 20TH ROUND | 2013 DRAFT**

**MLB SERVICE: 1 YEAR, 11 DAYS**

**2018 SEASON**

- 🏆 Had three stints with Kansas City, from: July 8-Aug. 12, Aug. 13-23 and Sept. 4 through season's end.
- 🏆 Started the season at Northwest Arkansas (AA), where he went 3-2 with a 2.94 ERA (11 ER in 33.2 IP), 26 strikeouts, one walk and no HR in six starts.
- 🏆 Transferred to Omaha (AAA) on May 12 and went 4-1 with a 4.58 ERA (28 ER in 55 IP) in 10 starts.
- 🏆 Selected on July 8 and made his Royals debut that day vs. Boston, allowing three runs on four hits and one walk in 1.2 innings of relief.
- 🏆 Suffered his first career loss in his next outing, July 11 at Minnesota, allowing a run on three hits and two intentional walks in 1.2 innings.
- 🏆 Held opponents scoreless over his next three appearances (5.1 IP) from July 15-28.
- 🏆 Recorded 4.1 innings on Aug. 10 vs. St. Louis, the longest relief outing by a Royal in 2018.
- 🏆 Made his first career start on Aug. 16 vs. Toronto (2 ER in 4 IP) and took the no-decision in a 6-2 win.
- 🏆 Recorded a career-high five strikeouts in his next start, Aug. 21 at Tampa Bay (3 ER in 4 IP), a 4-1 loss.
- 🏆 Returned to Omaha on Aug. 23 for two starts, in which he went 1-0 with a 1.46 ERA (2 ER in 12.1 IP), including 7.0 shutout innings, eight strikeouts and no walks on Aug. 31 at New Orleans.
- 🏆 Went 0-1 despite a 3.14 ERA (5 ER in 14.1 IP) following his Sept. 4 recall, including five appearances (1 start).
- 🏆 Made his last appearance on Sept. 27 vs. Cleveland, a 5.0-inning start, in which he allowed just one run but took the no-decision in a 2-1 Royals win.
- 🏆 Opened the season with 48.2 innings without allowing a HR, including six starts with Northwest Arkansas and his first two-plus starts with Omaha...streak lasted a total of 63 innings dating back to last June with Buffalo (AAA), and included his first two Major League appearances with the Blue Jays.
- 🏆 Held opponents to a .191 average (9-for-47) with two outs.

**HONORS AND AWARDS**

- 🏆 2014 Carolina League Pitcher of the Year
- 🏆 2014 Wilmington Pitcher of the Year
- 🏆 2014 MiLB.com Organization All-Star
- 🏆 2014 *Baseball America* Class High-A All-Star

**CAREER HIGHLIGHTS**

- 🏆 **2017:** Limited to 12 appearances and six starts between five different stops in an injury-plagued season... made his big league debut with Toronto on June 30 vs. Boston.
- 🏆 Opened the season on the 10-day disabled list (fractured right thumb)...made appearances with Dunedin (A), New Hampshire (AA) and Buffalo (AAA) as part of his rehab assignment...finished the year with three outings at Northwest Arkansas (AA), before being placed on the disabled list on July 27, which ended his season.
- 🏆 Recorded 1.0 inning of work in the Majors, tossing 0.2 innings against the Red Sox in his debut and 0.1 inning vs. the Sox on July 2.
- 🏆 Designated for assignment on July 3 and returned to the Royals' organization after being selected in the previous Rule 5 Draft.
- 🏆 Went 2-4 with a save and a 2.37 ERA (8 ER in 30.1 IP) in a combined 10 minor league appearances (6 starts).
- 🏆 **2016:** Made 16 starts between Surprise (Rookie), Lexington (A), Wilmington (A) and Northwest Arkansas (AA)...went 2-7 with a 5.22 ERA (35 ER in 60.1 IP), 10 walks and 65 strikeouts.
- 🏆 **2015:** Recorded just four starts due to injury... placed on the disabled list on April 30 and missed the remainder of the season.
- 🏆 **2014:** Led the Carolina League in ERA (1.56) and ranked second in WHIP (0.98) and seventh in strikeouts (117) ...also set career highs in starts (18), appearances (29) and innings (121.0).
- 🏆 Named the Wilmington Pitcher of the Year and Carolina League (A) Pitcher of the Year... also named an Organization All-Star by MiLB.com, a High Class-A All-Star by *Baseball America*.
- 🏆 **2013:** Made his professional debut with Idaho Falls... posted a 1.72 ERA (7 ER in 36.2 IP), with a .194 opponents' average in 20 relief appearances.

**MISCELLANEOUS NOTES**

- 👑 Full name is **Glenn Michael Sparkman**...resides in Wimberley, Texas, with his wife, Katherine and children, Raelynn and Beau.
- 👑 Graduated from Ganado High School (Texas) in 2011.

👑 Pitched for two seasons at Wharton Junior College in Wharton, Texas...posted a 5-4 record with a 2.78 ERA (24 ER in 77.2 IP) with five complete games and a 0.86 WHIP in his sophomore season (2013).

**CAREER PITCHING**

YEAR	CLUB	W-L	ERA	G	GS	CG	SHO	SV	IP	H	R	ER	HR	HB	BB	SO	WP	BK	AVG
2013	Idaho Falls	1-0	1.72	20	0	0	0	2	36.2	25	8	7	1	1	10	47	1	1	.194
2014	Wilmington	8-3	1.56	29	18	0	0	1	121.0	94	28	21	2	0	25	117	4	4	.213
2015	Northwest Arkansas	2-2	3.60	4	4	0	0	0	20.0	17	9	8	1	1	9	21	1	0	.233
2016	Surprise@	1-3	5.40	7	7	0	0	0	16.2	19	12	10	1	1	1	17	2	0	.279
	Lexington	0-2	6.91	3	3	0	0	0	14.1	21	11	11	2	0	3	19	1	1	.350
	Wilmington	1-0	3.86	2	2	0	0	0	11.2	9	5	5	1	2	1	9	0	1	.209
	Northwest Arkansas	0-2	4.58	4	4	0	0	0	17.2	21	10	9	2	0	5	20	0	0	.296
2017	Dunedin@	0-1	0.00	1	1	0	0	0	3.1	3	3	0	0	0	1	3	0	0	.200
	New Hampshire@	1-1	3.12	2	2	0	0	0	8.2	6	3	3	2	0	3	6	0	0	.194
	Buffalo@	1-2	2.25	4	1	0	0	1	8.0	7	3	2	1	0	1	3	0	0	.250
	TORONTO	0-0	63.00	2	0	0	0	0	1.0	9	7	7	0	0	1	1	0	0	.818
	Northwest Arkansas	0-0	2.61	3	2	0	0	0	10.1	11	3	3	0	0	5	5	0	0	.275
2018	Northwest Arkansas	3-2	2.94	6	6	0	0	0	33.2	35	13	11	0	1	1	26	2	0	.263
	Omaha	5-1	4.01	12	12	0	0	0	67.1	76	32	30	10	1	11	48	2	2	.288
	KANSAS CITY	0-3	4.46	15	3	0	0	0	38.1	47	20	19	3	1	15	27	3	1	.303
<b>Minor League Totals</b>		<b>23-19</b>	<b>2.92</b>	<b>97</b>	<b>62</b>	<b>0</b>	<b>0</b>	<b>4</b>	<b>369.1</b>	<b>344</b>	<b>140</b>	<b>120</b>	<b>23</b>	<b>7</b>	<b>76</b>	<b>341</b>	<b>13</b>	<b>9</b>	<b>.246</b>
<b>Major League Totals</b>		<b>0-3</b>	<b>5.95</b>	<b>17</b>	<b>3</b>	<b>0</b>	<b>0</b>	<b>0</b>	<b>39.1</b>	<b>56</b>	<b>27</b>	<b>26</b>	<b>3</b>	<b>1</b>	<b>16</b>	<b>28</b>	<b>3</b>	<b>1</b>	<b>.337</b>

@ - Minor League injury rehab

**CAREER TRANSACTIONS**

- 2013 Selected by the Kansas City Royals in the 20th round of the First-Year Player Draft...signed by Mitch Thompson
- 2016 Selected by the Toronto Blue Jays in the Major League phase of the Rule 5 Draft, Dec. 8
- 2017 Placed on the 10-day disabled list (fractured right thumb), April 2...transferred to 60-day DL, April 10...reinstated June 30  
Returned to Kansas City Royals, July 8

**CAREER FIELDING**

Position	Pct.	G	TC	PO	A	E	DP
Pitcher	.875	17	8	2	5	1	0

**SINGLE GAME BESTS**

**STRIKEOUTS**

- 5 Aug. 21, 2018 @ TB
- 4 Aug. 4, 2018 @ MIN

**INNINGS PITCHED**

- 5.0 Sept. 27, 2018 vs. CLE
- 4.1 Aug. 10, 2018 vs. STL\*
- 4.0 Aug. 16, 2018 vs. TOR
- Aug. 21, 2018 @ TB
- Sept. 20, 2018 @ DET\*

\*-Relief appearance

**2018 STARTING PITCHER BREAKDOWN**

Pitcher	GS	Total KC Runs	Avg. Runs Per Start	Team Record	Quality Starts
Danny Duffy	28	120	4.3	10-18	10
Heath Fillmyer	13	67	5.2	5-8	6
Jason Hammel	18	60	3.3	4-14	7
Jakob Junis	30	119	4.0	13-17	14
Brad Keller	20	84	4.2	10-10	10
Ian Kennedy	22	76	3.5	6-16	9
Jorge López	7	39	5.6	3-4	2
Trevor Oaks	2	2	1.0	0-2	-
Eric Skoglund	13	46	3.5	4-9	4
Burch Smith	6	16	2.7	1-5	1
Glenn Sparkman	3	9	3.0	2-1	0
<b>Totals</b>	<b>162</b>	<b>638</b>	<b>3.9</b>	<b>58-104</b>	<b>63</b>





## #63 JOSH STAUMONT

R I G H T - H A N D E D P I T C H E R

BATS  
RIGHT

THROWS  
RIGHT

HEIGHT  
6-3

WEIGHT  
200

BORN: DEC. 21, 1993 | 25 | LA HABRA, CALIF.

SELECTED: SECOND ROUND | 2015 DRAFT

MLB SERVICE: 0 DAYS

### 2018 SEASON

- Made a career-high 41 appearances (5 starts) with Omaha (AAA), where he went 2-5 with a 3.51 ERA (29 ER in 74.1 IP) and 103 strikeouts (12.5 K/9).
- Recorded his second career save and first since 2015 on May 2 at Iowa, pitching a scoreless 10th inning in an 8-7 win.
- Had 14.2 consecutive scoreless innings from April 7 (Game 2)-May 11, a stretch in which he allowed just eight hits and struck out 27 (16.6 K/9).
- Had a 1.74 ERA (4 ER in 20.2 IP) through 17 relief appearances, before moving to the rotation for five starts from May 28-June 21.
- Had a 4.66 ERA (10 ER in 19.1 IP) in five starts, but six of those 10 runs came in his last start on June 21...had a 2.20 ERA (4 ER in 16.1 IP) through his first four starts.
- Moved back to the bullpen following his June 21, and made his remaining 19 appearances in relief, in which he posted a 3.93 ERA (15 ER in 34.1 IP) with 44 strikeouts (11.5 K/9).

### HONORS AND AWARDS

- 2015 *Baseball America* Rookie League All-Star

### CAREER HIGHLIGHTS

- 2017:** Split season between Omaha (AAA) and Northwest Arkansas (AA) and went 6-12 with a 5.56 ERA (77 ER in 124.2 IP) in 26 appearances (25 starts).
- Recorded 138 strikeouts in 124.2 innings (10.0 K/9), the second most among Royals farmhands, trailing Foster Griffin's 141.
- Matched a career-high with 12 strikeouts twice, both with Omaha: in 6.0 innings en route to a 3-0 win vs. Round Rock on April 13, and in 6.2 innings on May 1 vs. Oklahoma City.
- Recorded 7.0 no-hit innings, but allowed one run on five walks, in a 5-1 win vs. Springfield on Aug. 23.
- 2016:** Pitched at both Wilmington (A) and Northwest Arkansas (AA), going 4-11 with a 4.23 ERA (58 ER in 123.1 IP) in 29 outings (26 starts).
- His 13.01 K/9 (73 K in 50.1 IP) with Northwest Arkansas ranked first among Double-A pitchers from the time of his promotion (July 17), through the end of the season.
- Set a career high with 12 strikeouts in 5.0 innings on June 13 vs. Winston-Salem, a 3-1 win...matched that in his final start (6.0 IP), an 8-0 win vs. Arkansas on Sept. 5.
- Named Arizona Fall League Pitcher of the Week on Oct. 22, 2016, after going 1-0 with a 1.23 ERA (1 ER in 7.1 IP) and eight strikeouts over two starts.
- 2015:** Went 3-1 with a 2.48 ERA (11 ER in 40.0 IP) between Surprise (Rookie) and Idaho Falls (Rookie) during his first pro season...tabbed a Rookie All-Star by *Baseball America* following the season.

### MISCELLANEOUS NOTES

- Full name is **Joshua Tyler Staumont**...resides in La Habra Heights, Calif., with wife, Angelina.
- Graduated from La Habra High School (Calif.) in 2012...went 8-2 with a 2.12 ERA (21 ER in 69.1 IP) and 87 strikeouts as a senior.
- Attended Biola University (2013) and Azusa Pacific University in California (2014-15)...during his final collegiate season, posted a 6-2 mark and a 3.67 ERA in 13 games (12 starts)...led the Pacwest Conference with 109 strikeouts, which also tied for sixth among all NCAA Division II pitchers.

### CAREER PITCHING

YEAR	CLUB	W-L	ERA	G	GS	CG	SHO	SV	IP	H	R	ER	HR	HB	BB	SO	WP	BK	AVG
2015	Surprise	0-0	0.00	4	3	0	0	0	8.2	3	0	0	0	1	8	7	0	0	.103
	Idaho Falls	3-1	3.16	14	1	0	0	1	31.1	18	11	11	0	2	24	51	9	0	.168
2016	Wilmington	2-10	5.05	18	15	0	0	0	73.0	62	49	41	3	7	67	94	16	0	.230
	Northwest Arkansas	2-1	3.04	11	11	0	0	0	50.1	42	18	17	2	4	37	73	8	0	.232
2017	Omaha	3-8	6.28	16	15	0	0	0	76.0	64	56	53	14	8	63	93	9	2	.227
	Northwest Arkansas	3-4	4.44	10	10	0	0	0	48.2	42	25	24	2	4	34	45	6	0	.244
2018	Omaha	2-5	3.51	41	5	0	0	1	74.1	59	31	29	4	2	52	103	15	1	.217
<b>Minor League Totals</b>		<b>15-29</b>	<b>4.35</b>	<b>114</b>	<b>60</b>	<b>0</b>	<b>0</b>	<b>2</b>	<b>362.1</b>	<b>290</b>	<b>190</b>	<b>175</b>	<b>25</b>	<b>28</b>	<b>285</b>	<b>466</b>	<b>63</b>	<b>3</b>	<b>.221</b>

### CAREER TRANSACTIONS

- 2015 Selected by the Kansas City Royals in the second round of the First-Year Player Draft...signed by Colin Gonzales



# #72 MEIBRYS VILORIA

C A T C H E R

BATS  
LEFT

THROWS  
RIGHT

HEIGHT  
5-11

WEIGHT  
225

BORN: FEB. 15, 1997 | 22 | CARTAGENA, COLOMBIA

SIGNED: NON-DRAFTED FREE AGENT | JULY 2, 2013

MLB SERVICE: 30 DAYS

## 2018 SEASON

- 👑 Spent majority of the season with Wilmington (A+), where he hit .260/.342/.360 (93-for-358) with 23 extra-base hits and 44 RBI in 100 games.
- 👑 Recalled Sept. 1, becoming the sixth known Royal to make the jump from A-ball to the Majors (not including Rule 5 picks), according to Royals Hall of Fame Director, Curt Nelson, joining: Donnie Murphy (2004), Dee Brown (1999), Mike Sweeney (1995), Jeff Granger (1993) and Buck Martinez (1969).
- 👑 Became the first Colombian-born player in Royals history and the fourth Colombian-born catcher in Major League history.
- 👑 Made his Major League debut on Sept. 2 vs. Baltimore and recorded his first career hit, a two-run double in the eighth inning.
- 👑 Set a career high with three hits on Sept. 29 vs. Cleveland, two of which came off Corey Kluber.
- 👑 In his seven starts behind the plate, Royals starters posted a 1.84 ERA (9 ER in 44 IP).
- 👑 Played in a Carolina League-high 88 games at catcher, and led catchers in assists (86) and double plays (9, tied).
- 👑 Threw out 38 of 92 would-be base stealers (41.3%), the second-highest rate among league qualifying catchers.

## HONORS AND AWARDS

- 👑 2018 Arizona Fall League "Rising Star"
- 👑 **First MLB hit:** Sept. 2, 2018 vs. Baltimore, double off Mike Wright, Jr.
- 👑 2016 MiLB.com Organization All-Star
- 👑 2016 *Baseball America* Rookie League All-Star
- 👑 2016 Pioneer League MVP
- 👑 2016 Idaho Falls Player of the Year
- 👑 2016 Pioneer League midseason/postseason All-Star
- 👑 2014 Dominican Royals Player of the Year

## CAREER HIGHLIGHTS

- 👑 **2017:** Spent season with Lexington (A) and recorded a career-high eight home runs.
- 👑 Ranked second among South Atlantic League catchers in doubles (25) and RBI (52)...also led the league in runners caught stealing (45) and percentage (.398).
- 👑 Named SAL Player of the Week on May 7, going 9-for-19 (.474) with two homers, five RBI and five walks.
- 👑 **2016:** Named Idaho Falls (Rookie) Player of the Year and Pioneer League Most Valuable Player...led league in batting average (.376), doubles (28) and RBI (55).
- 👑 Tabled a Pioneer League midseason and postseason All-Star, MiLB.com Organization All-Star and *Baseball America* Rookie All-Star.
- 👑 Led all Royals' farmhands in batting average ...topped the league, throwing out 33 would-be basestealers.
- 👑 Had a league-best 20-game hitting streak (July 7-Aug. 7), earning MiLB.com Player of the Month honors in the league for July.
- 👑 **2014:** Named Dominican Royals Player of the Year, hitting .306 (34-for-111) with 20 RBI in 33 games.

## MISCELLANEOUS NOTES

- 👑 Full name is **Meibrys John Viloria** (May-breez)...resides in Cartagena, Colombia.

## CAREER BATTING

YEAR	CLUB	AVG	G	AB	R	H	2B	3B	HR	RBI	SAC	SF	HP	BB	SO	SB	CS	OBP	SLG	E
2014	Dominican Royals	.306	33	111	16	34	8	1	2	20	1	2	1	14	18	1	1	.383	.450	4
	Burlington	.200	13	40	4	8	2	0	1	5	0	0	1	10	10	0	0	.373	.325	0
2015	Burlington	.260	45	150	20	39	0	0	0	16	2	2	1	17	23	0	0	.335	.260	4
2016	Idaho Falls	*.376	58	226	54	85	*28	3	6	*55	0	5	8	20	36	1	1	.436	.606	14
2017	Lexington	.259	101	363	42	94	25	0	8	52	5	1	4	25	79	4	3	.313	.394	11
2018	Wilmington	.260	100	358	34	93	16	1	6	44	3	1	5	40	75	2	1	.342	.360	5
	KANSAS CITY	.259	10	27	4	7	2	0	0	4	1	0	0	1	9	0	0	.286	.333	0
<b>Minor League Totals</b>		<b>.283</b>	<b>350</b>	<b>1248</b>	<b>170</b>	<b>353</b>	<b>79</b>	<b>5</b>	<b>23</b>	<b>192</b>	<b>11</b>	<b>11</b>	<b>20</b>	<b>126</b>	<b>241</b>	<b>8</b>	<b>6</b>	<b>.355</b>	<b>.409</b>	<b>38</b>
<b>Major League Totals</b>		<b>.259</b>	<b>10</b>	<b>27</b>	<b>4</b>	<b>7</b>	<b>2</b>	<b>0</b>	<b>0</b>	<b>4</b>	<b>1</b>	<b>0</b>	<b>0</b>	<b>1</b>	<b>9</b>	<b>0</b>	<b>0</b>	<b>.286</b>	<b>.333</b>	<b>0</b>

\* - Led League

## CAREER TRANSACTIONS

2013 Signed by the Kansas City Royals as a non-drafted free agent, July 2...signed by Rafael Miranda



**#45 KYLE ZIMMER**  
RIGHT-HANDED PITCHER

**BATS**  
RIGHT

**THROWS**  
RIGHT

**HEIGHT**  
6-3

**WEIGHT**  
215

**BORN: SEPT. 13, 1991 | 27 | SAN FRANCISCO, CALIF.**

**SIGNED: MAJOR LEAGUE FREE AGENT | JAN. 7, 2019**

**MLB SERVICE: 0 DAYS**

**2018 SEASON**

Designated for assignment on March 29, but signed a minor league contract on April 6 to remain in the Royals' organization.

Did not pitch in 2018...spent six months at Driveline Baseball facility in Seattle, Wash. on a data-driven strength training program.

**CAREER HIGHLIGHTS**

Battled injuries throughout his pro career, being limited to 85 appearances (49 starts) over a seven minor league seasons...he's 12-19 lifetime with a 3.54 ERA (102 ER in 259 IP) and 310 strikeouts (10.8 K/9).

Rankings by *Baseball America* within the Royals' organization: No. 2 (2013), No. 1 (2014), No. 4 (2015), No. 2 (2016), No. 10 (2017), No. 30 (2018).

**2017:** Spent majority of the year with Omaha (AAA), after opening at Northwest Arkansas (AA)...combined to make 21 appearances (3 starts) and posted a 5.40 ERA (22 ER in 36.2 IP) with 40 strikeouts (9.8 K/9).

Missed nearly two months of action, being placed on the disabled list on April 24 with a right shoulder injury...reinstated on June 13...worked exclusively off the bullpen following the DL stint.

**2016:** Limited to just three starts, between Wilmington (A) and Northwest Arkansas (AA)...diagnosed with

thoracic outlet syndrome in May and missed the remainder of the season following surgery.

**2015:** Returned to the mound on May 29, following offseason shoulder surgery...went 3-5 with a 2.39 ERA (17 ER in 64 IP) and 72 strikeouts (10.1 K/9) in 24 outings (7 starts) between Lexington (A) and Northwest Arkansas (AA).

**2014:** Limited to just 4.2 innings due to a lat injury...returned to action for 9.2 innings in the Arizona Fall League, in which he posted a 2.79 ERA and 15 strikeouts (14.0 K/9) in three starts.

**2013:** Set career highs in starts (22) innings (108.1) and strikeouts (140), including 113 with Wilmington (A+), seventh most in the Carolina League...promoted on July 20 to Double-A, where he posted a 1.93 ERA (4 ER in 18.2 IP) in four starts, before biceps tendonitis ended his season on Aug. 14.

**MISCELLANEOUS NOTES**

Full name is **Kyle Joseph Zimmer**...resides in La Jolla, Calif.

Graduated from La Jolla (Calif.) High School in 2009

Attended the University of San Francisco, where he moved from third base to the mound as a freshman...led pitching staff with 89 strikeouts in 2011.

A two-time first-team All-West Coast Conference honoree and was selected a preseason second-team All-

American by *Baseball America* and to the Midseason USA Baseball Golden Spikes Award Watch List.

Pursued a business degree at USF, where he was named to the 2012 WCC All-Academic team.

Father, Eric, played baseball at UC-San Diego, while his mother, Cathy, ran track at San Diego State...younger brother, Bradley, was a first-round pick in 2014 and is an outfielder with the Cleveland Indians.

**CAREER PITCHING**

YEAR	CLUB	W-L	ERA	G	GS	CG	SHO	SV	IP	H	R	ER	HR	HB	BB	SO	WP	BK	AVG
2012	Surprise	1-0	0.90	3	3	1	1	0	10.0	5	1	1	0	0	0	13	0	0	.152
	Kane County	2-3	2.43	6	6	0	0	0	29.2	34	15	8	1	4	8	29	1	3	.301
2013	Wilmington	4-8	4.82	18	18	1	1	0	89.2	80	54	48	9	3	31	113	5	0	.237
	Northwest Arkansas	2-1	1.93	4	4	0	0	0	18.2	11	4	4	2	2	5	27	0	0	.162
2014	Idaho Falls	0-0	1.93	6	5	0	0	0	4.2	5	1	1	0	0	4	5	0	0	.263
2015	Lexington	1-0	1.13	9	0	0	0	0	16.0	11	3	2	1	0	6	21	2	0	.190
	Northwest Arkansas	2-5	2.81	15	7	0	0	3	48.0	42	20	15	4	0	14	51	1	0	.235
2016	Wilmington	0-1	1.93	2	2	0	0	0	4.2	3	1	1	0	0	4	9	1	0	.176
	Northwest Arkansas	0-1	0.00	1	1	0	0	0	1.0	1	1	0	0	0	2	2	0	0	.250
2017	Northwest Arkansas	0-0	2.25	1	1	0	0	0	4.0	6	1	1	0	0	0	6	1	0	.375
	Omaha	0-0	5.79	20	2	0	0	0	32.2	35	21	21	4	1	16	34	0	0	.271
2018	Omaha	Did Not Pitch																	
<b>Minor League Totals</b>		<b>12-19</b>	<b>3.54</b>	<b>85</b>	<b>49</b>	<b>2</b>	<b>2</b>	<b>0</b>	<b>259.0</b>	<b>233</b>	<b>122</b>	<b>102</b>	<b>21</b>	<b>10</b>	<b>90</b>	<b>310</b>	<b>11</b>	<b>3</b>	<b>.239</b>

**CAREER TRANSACTIONS**

- 2012 Selected by the Kansas City Royals in the first round (fifth overall) of the First-Year Player Draft...signed by Max Valencia
- 2019 Signed by the Kansas City Royals as a Major League free agent, Jan. 7



## NATIONAL BASEBALL HALL OF FAME AND MUSEUM

25 Main Street, Cooperstown, New York 13326

Phone: (607) 547-7200

Public Relations: (607) 547-0215

E-mail address: [info@baseballhall.org](mailto:info@baseballhall.org)

Website: [baseballhall.org](http://baseballhall.org)

Summer Hours: Memorial Day Weekend - Labor Day Weekend: 9 a.m. to 9 p.m.

Regular Hours: 9 a.m. to 5 p.m.

Holiday Closings: Thanksgiving Day, Christmas Day, and New Year's Day.

**DIRECTORY:** Jane Forbes Clark (Chairman), Joe Morgan (Vice Chairman), Jeff Idelson (President), Jeff Jones (Senior Vice President of Finance and Administration), Sean Gahagan (Vice President, Retail Merchandising & Licensing), Erik Strohl (Vice President, Exhibitions and Collections), Ken Meifert (Vice President, Sponsorship & Development)

**RESEARCH AND LIBRARY CONTACTS:** Jim Gates (Librarian)

**PR CONTACTS:** Jon Shestakofsky (Vice President, Communications & Education) and Craig Muder (Communications Director)

### HALL OF FAME WEEKEND 2019: July 19-22

**Class of 2019:** Harold Baines, Roy Halladay, Edgar Martinez, Mike Mussina, Mariano Rivera and Lee Smith

**Awards:** Sat. July 20, 4:30 p.m. ET   **Induction:** Sun. July 21, 1:30 p.m. ET, Clark Sports Center

### ROYALS IN THE HALL OF FAME

A total of eight former players, executives and managers in the National Baseball Hall of Fame spent at least some of their professional careers with the Kansas City Royals, including 2017 electee John Schuerholz, who served as Royals' general manager during the 1985 World Series-winning season. Along with Schuerholz are George Brett (1973-1993), Orlando Cepeda (1974), Joe Gordon (1969), Whitey Herzog (1975-79), Harmon Killebrew (1975), Bob Lemon (1970-1972) and Gaylord Perry (1983). To learn more about Kansas City Royals in the Hall of Fame, visit the "Hall of Famers" team pages at [www.baseballhall.org](http://www.baseballhall.org).

### 2015 KANSAS CITY ROYALS WORLD SERIES CHAMPION ARTIFACTS IN THE HALL OF FAME

- Jersey worn by Royals first baseman Eric Hosmer in Game 5, which featured his daring dash home with the tying run in the ninth inning.
- Glove used by Royals catcher and World Series MVP Salvador Perez throughout the Series.
- Spikes worn throughout the Series by Royals center fielder Lorenzo Cain.
- Road cap worn by Royals closer Wade Davis, who struck out eight batters in four innings of work and notched the Series' only save.
- Bat used by Royals third baseman Mike Moustakas, who hit .304 in the Series.
- Bat used by Royals shortstop Alcides Escobar, who scored four runs in the Series.



Jersey worn by Eric Hosmer in Game 5 of the 2015 World Series.

### OTHER NOTABLE ROYALS ARTIFACTS IN COOPERSTOWN

- Bat used by Eric Hosmer when he was named MVP of 2016 All-Star Game.
- Jersey worn by manager Ned Yost during the 2014 ALCS when he became first manager to win his first eight postseason games.
- Cap worn by Yordano Ventura during Game 6 of the 2014 World Series.
- Jersey worn by Joakim Soria on April 25, 2010 when he recorded his 94th big league save, setting a major league record for pitchers born in Mexico.
- Jersey worn by Zack Greinke during his final victory on Sept. 27 during his 2009 Cy Young winning season.
- Cap worn by Billy Butler during the Sept. 26, 2009 game in which he became the eighth player to hit 50 doubles in a season at 23 or younger.
- Ball from Zack Greinke's major league season-high 15 strikeout game on Aug. 25, 2009
- Bat used by Hall of Famer George Brett at the end of the 1990 season, becoming the first player to win batting titles in three different decades.
- Bat from the famous pine-tar incident on July 24, 1983 when Hall of Famer George Brett hit a ninth inning go-ahead home run off Hall of Famer Goose Gosage only to be called out, setting off a bench-clearing incident.

### A LOOK AHEAD TO 2020

Ballots for the 2020 Hall of Fame/BBWAA election will be distributed following the 2019 season with results from the voting scheduled to be announced in January 2020. A partial list of first-year candidates for election includes: Derek Jeter, Paul Konerko, Cliff Lee and Alfonso Soriano. Historical information on past BBWAA elections and the election process can be accessed at [www.baseballhall.org](http://www.baseballhall.org) or by contacting the Hall of Fame Communications department.

### CONNECT TO COOPERSTOWN

- For up-to-the-minute news from Cooperstown, visit at [www.baseballhall.org](http://www.baseballhall.org). Stay up-to-date on all the activity at the Hall of Fame's official site and through social networking on Facebook, Instagram, Twitter and YouTube.
- If you would like to receive interesting stories and timely news items direct from the Hall of Fame and get the inside track on the latest happenings in Cooperstown, sign up for *Inside Pitch*. There's no cost to receive our weekly electronic newsletter in your e-mail box at home or work and it's easy to enroll: Just log on to [www.baseballhall.org/media/museum-facts](http://www.baseballhall.org/media/museum-facts).
- If you have an interest in receiving *Around The Horn*, the Hall's monthly media newsletter, please send an e-mail to [info@baseballhall.org](mailto:info@baseballhall.org). Be sure to include your name, name of organization and e-mail address. Or visit [www.baseballhall.org/media-info](http://www.baseballhall.org/media-info).

### RESEARCH ASSISTANCE

The Hall of Fame is pleased to provide assistance in baseball research and members of the media are encouraged to utilize this valuable baseball resource whenever necessary by calling the Public Relations department at (607) 547-0215, or the Library Reference desk at (607) 547-0330.



# KANSAS CITY ROYALS 40-MAN ROSTER

MANAGER: Ned Yost (3)

COACHES: Terry Bradshaw (44); Cal Eldred (22); Pedro Grifol (7); Mike Jirschele (23); Mitch Minter (24); Dale Sveum (46); Vance Wilson (18)

No.	Pitchers (26)	B-T	Ht.	Wt.	Born	Birthplace	2018 Club	W-L	ERA	G	GS	CG	SV	IP	H	R	ER	BB	SO	MLS
58	Scott Barlow	R-R	6-3	215	12-18-92	New London, CT	Omaha	1-4	6.11	13	10	0	1	45.2	54	7	31	21	3	0.030
							KANSAS CITY	1-1	3.60	6	0	0	0	15.0	16	7	6	3	15	
							Surprise	0-0	0.00	2	2	0	0	4.0	3	0	0	3	6	
							NW Arkansas	0-0	2.25	1	1	0	0	4.0	3	1	1	0	4	
64	Scott Blewett	R-R	6-6	245	04-10-96	Syracuse, NY	ARIZONA	8-6	4.79	26	25	1	0	148.1	164	84	79	49	100	0.000
26	Broad Roxberger	R-R	6-3	215	05-27-88	Fullerton, CA	ARIZONA	3-7	4.39	60	0	0	32	53.1	44	30	26	32	71	5.109
40	Jake Diekmann	L-L	6-4	210	01-21-87	Wymore, NE	TEXAS	1-1	3.69	27	0	0	2	39.0	31	18	16	23	48	6.050
							ARIZONA	0-1	7.53	24	0	0	0	14.1	18	15	12	8	18	
41	Danny Duffy	L-L	6-3	205	12-21-88	Goleta, CA	KANSAS CITY	8-12	4.88	28	28	0	0	155.0	161	86	84	70	141	7.085
51	Chris Ellis	L-R	6-5	230	09-22-92	Birmingham, AL	Springfield	4-0	4.19	16	7	0	2	53.2	46	27	25	16	56	0.000
							Memphis	6-4	3.76	15	14	0	0	79.0	72	36	33	21	68	
49	Heath Fillmyer	R-R	6-1	200	05-16-94	Treviso, PA	Omaha	4-5	5.75	13	13	0	0	67.1	82	46	43	28	47	0.104
33	Brian Flynn	L-L	6-8	245	04-19-90	Tulsa, OK	KANSAS CITY	4-2	4.26	17	13	0	0	82.1	78	41	39	32	57	3.086
62	Conner Greene	R-R	6-3	200	04-04-95	Santa Monica, CA	KANSAS CITY	3-5	4.04	48	0	0	1	75.2	87	37	34	35	47	0.000
							Springfield	4-3	4.44	11	10	0	0	48.2	43	29	24	32	43	0.000
							Memphis	0-2	3.66	29	0	0	0	39.1	33	21	16	31	26	
32	Jesse Hahn**	R-R	6-5	205	07-30-89	Norwich, CT	Surprise	0-0	0.00	2	1	0	0	2.0	1	0	0	0	2	3.076
							NW Arkansas	0-0	0.00	3	2	0	0	3.1	2	0	0	2	0	
							Omaha	0-0	0.00	1	0	0	0	0.2	1	0	0	0	0	
39	Arnaldo Hernandez	R-R	6-0	240	02-09-96	San Felix, Venezuela	Wilmington	6-4	4.22	14	12	1	0	64.0	77	31	30	19	53	0.000
							NW Arkansas	1-0	4.41	3	3	0	0	16.1	20	9	8	6	16	
							Omaha	5-1	3.55	10	9	0	0	58.1	45	26	23	19	36	
54	Tim Hill	R-L	6-4	205	02-10-90	Mission Hills, CA	KANSAS CITY	1-4	4.53	70	0	0	2	45.2	46	28	23	14	41	1.000
65	Jakob Junis	R-R	6-3	225	09-16-92	Jacksonville, AR	KANSAS CITY	9-12	4.37	30	30	1	0	177.0	182	94	86	43	164	1.087
56	Broad Keller	R-R	6-5	250	07-27-95	Snellville, GA	KANSAS CITY	9-6	3.08	41	20	1	0	140.1	133	50	48	50	96	1.000
31	Ian Kennedy	R-R	6-0	200	12-19-84	Huntington Beach, CA	KANSAS CITY	3-9	4.66	22	22	0	0	119.2	125	66	62	40	105	9.124
							Omaha	0-1	7.36	1	1	0	0	3.2	4	3	3	1	2	
							NW Arkansas	0-1	13.50	1	1	0	0	4.0	7	6	6	2	5	
48	Ben Lively	R-R	6-4	230	03-05-92	Pensacola, FL	PHILADELPHIA	0-2	6.85	5	5	0	0	23.2	34	18	10	22	22	0.149
							Lehigh Valley	3-2	2.42	11	8	0	0	52.0	37	15	14	15	47	
							GCL Phillies (W)	0-0	0.00	1	1	0	0	1.0	0	0	0	0	2	
							GCL Phillies (E)	0-0	0.00	2	0	0	0	3.0	1	0	1	4	4	
							KANSAS CITY	0-1	1.35	5	0	0	0	6.2	7	1	1	5	5	
28	Jorge López	R-R	6-2	205	02-10-93	Caguas, PR	Omaha	3-3	5.65	24	0	0	5	28.2	33	23	17	10	23	0.102
							MILWAUKEE	0-1	2.75	10	0	0	0	19.2	16	6	6	13	15	
							Omaha	1-0	4.00	2	2	0	0	9.0	8	4	4	1	11	
							KANSAS CITY	2-4	6.35	7	7	0	0	34.0	41	24	9	23	3	
61	Kevin McCarthy	R-R	6-3	220	02-22-92	Rockville Centre, NY	Omaha	0-1	5.40	3	0	0	0	3.1	5	2	2	1	3	1.124
							KANSAS CITY	5-4	3.25	65	0	0	0	72.0	70	28	26	20	46	
							Visalia	1-1	2.10	5	5	0	0	25.2	20	7	6	6	32	0.000
52	Sam McWilliams	R-R	6-7	225	09-04-95	Orlando, FL	Montgomery	6-7	5.02	19	13	0	0	100.1	111	61	56	40	94	
							Charlotte	0-1	3.86	3	3	0	0	11.2	13	6	5	3	7	
							NW Arkansas	2-0	2.12	25	0	0	12	29.2	29	7	7	8	37	0.044
68	Jake Newberry	R-R	6-2	220	11-20-94	San Diego, CA	Omaha	3-0	0.90	16	0	0	3	20.0	13	3	2	6	16	
							KANSAS CITY	2-0	4.73	14	0	0	0	13.1	13	8	7	9	11	

34	Trevor Oaks	R-R	6-3	240	03-26-93	Riverside, CA	Omaha KANSAS CITY	8-8 0-2	3.23 7.24	22 4	22 0	1 0	0 12&1	130 21	50 11	46 10	44 70	0.016		
43	Wily Peralta	R-R	6-1	255	05-08-89	Samana, D.R.	Omaha KANSAS CITY	0-1 4.37	18 37	2 0	0 14	0 34.1	35.0 28	36 18	17 21	39 35	5.049			
53	Eric Skoglund%	L-L	6-6	205	10-26-92	Sarasota, FL	KANSAS CITY Surprise NW Arkansas Omaha	1-6 0-0 0-0	5.14 4.00 4.32	13 2	0 0	0 9.0	70.0 12	66 5	41 4	20 2	49 4	1.068		
57	Glenn Sparkman	R-R	6-2	220	05-11-92	Victoria, TX	NW Arkansas Omaha	0-1 4.32	2	2	0	0	8.1	8	4	4	0	6	1.011	
63	Josh Staumont	R-R	6-3	200	12-21-93	La Habra, CA	Omaha	5-1 4.01	12 15	2 3	0 0	0 67.1	76 32	30 11	48 27	15 27	0.000			
45	Kyle Zimmer	R-R	6-3	215	09-13-91	San Francisco, CA	Omaha KANSAS CITY	0-3 3.51	4.6 41	15 5	0 0	1 74.1	59 29	31 29	52 103	0.000				
																		Did not pitch		
<b>No.</b>	<b>Catchers (3)</b>	<b>B-T</b>	<b>Ht.</b>	<b>Wt.</b>	<b>Born</b>	<b>Birthplace</b>	<b>2018 Club</b>	<b>AVG</b>	<b>G</b>	<b>AB</b>	<b>R</b>	<b>H</b>	<b>2B</b>	<b>3B</b>	<b>HR</b>	<b>RBI</b>	<b>BB</b>	<b>SO</b>	<b>SB</b>	<b>MLS</b>
36	Cam Gallagher	R-R	6-3	225	12-06-92	Lancaster, PA	KANSAS CITY Omaha	.206 2.65	22 77	63 268	5 28	13 13	0 0	0 4	4 26	3 38	15 2	0 1	0 0	0.106
13	Salvador Perez	R-R	6-3	250	05-10-90	Valencia, Venezuela	NW Arkansas Omaha	.333 4.00	3 4	9 15	3 3	0 6	0 2	0 0	1 3	0 0	0 0	0 0	0 0	7.050
22	Melbyys Vilorio	L-R	5-11	225	02-15-97	Cartagena, Colombia	KANSAS CITY Wilmington KANSAS CITY	.235 2.60 2.59	129 100 10	510 358 27	52 34	120 95	23 16	0 1	27 6	80 44	17 40	108 75	1 2	0.030
<b>No.</b>	<b>Infielders (6)</b>	<b>B-T</b>	<b>Ht.</b>	<b>Wt.</b>	<b>Born</b>	<b>Birthplace</b>	<b>2018 Club</b>	<b>AVG</b>	<b>G</b>	<b>AB</b>	<b>R</b>	<b>H</b>	<b>2B</b>	<b>3B</b>	<b>HR</b>	<b>RBI</b>	<b>BB</b>	<b>SO</b>	<b>SB</b>	<b>MLS</b>
17	Hunter Dozier	R-R	6-4	220	08-22-91	Wichita Falls, TX	Omaha KANSAS CITY	.254 2.29	35 102	118 362	18 36	30 83	7 19	0 4	11 11	34 24	24 109	2 2	0 0	2.060
75	Kelvin Gutierrez	R-R	6-2	215	08-28-94	San Francisco de Macoris, D.R.	Harrisburg Omaha	.274 3.04	58 158	230 632	36 88	63 192	6 43	3 3	5 12	26 60	16 20	62 46	10 10	0.000
15	Whit Merrifield	R-R	6-1	195	01-24-89	Florence, SC	KANSAS CITY Omaha	.304 2.50	158 29	632 120	88 19	192 30	43 8	3 3	12 14	60 37	40 11	114 77	45 32	2.101
27	Adalberto Mondesi	S-R	6-1	190	07-27-95	Los Angeles, CA	KANSAS CITY Omaha	.276 2.32	75 100	275 47	17 23	76 39	13 10	3 2	14 12	37 30	11 20	45 45	7 0	0.062
66	Ryan O'Hearn	L-L	6-3	225	07-26-93	Dunedin, FL	KANSAS CITY Omaha	.262 2.06	44 106	149 281	33 58	15 15	0 0	2 4	12 22	30 24	20 75	45 0	0 0	5.012
2	Chris Owings	R-R	5-10	185	08-12-91	Charleston, SC	Arizona Reno	.286 2.91	91 15	26 4	7 2	0 0	0 0	1 1	11 1	11 1	17 1	1	1	5.012
<b>No.</b>	<b>Outfielders (7)</b>	<b>B-T</b>	<b>Ht.</b>	<b>Wt.</b>	<b>Born</b>	<b>Birthplace</b>	<b>2018 Club</b>	<b>AVG</b>	<b>G</b>	<b>AB</b>	<b>R</b>	<b>H</b>	<b>2B</b>	<b>3B</b>	<b>HR</b>	<b>RBI</b>	<b>BB</b>	<b>SO</b>	<b>SB</b>	<b>MLS</b>
38	Jorge Bonifacio	R-R	6-1	220	06-04-93	Santo Domingo, D.R.	Omaha KANSAS CITY	.392 2.25	13 69	51 236	11 31	20 53	5 16	1 2	0 4	9 23	7 29	0 71	0 0	1.095
25	Brian Goodwin	L-R	6-0	200	11-02-90	Rocky Mount, NC	Washington Harrisburg KANSAS CITY	.200 2.00 2.66	48 27 10	65 94 40	9 11	13 25	1 5	0 0	3 3	12 13	10 6	26 31	3 1	2.019
4	Alex Gordon	L-R	6-1	220	02-10-84	Lincoln, NE	Omaha KANSAS CITY	.225 2.45	10 141	40 506	6 56	9 124	4 24	0 0	2 13	9 54	4 50	11 124	11 12	11.092
0	Terrance Gore	R-R	5-7	160	06-08-91	Macon, GA	Omaha Iowa	.222 2.11	3 67	9 142	2 26	2 30	2 0	0 0	0 0	0 5	0 17	0 36	0 16	1.031
6	Billy Hamilton	S-R	6-1	160	09-09-90	Collins, MS	Chicago (NL) Cincinnati	.200 2.36	14 153	34 504	6 74	4 119	0 16	0 9	0 4	0 29	0 46	0 132	0 34	5.028
14	Brett Phillips	L-R	6-0	185	05-30-94	Seminole, FL	Colo. Springs Milwaukee	.240 1.88	15 36	258 112	42 21	62 4	12 4	7 0	6 1	25 0	36 4	94 11	11 0	0.140
12	Jorge Soler	R-R	6-4	230	02-25-92	Havana, Cuba	KANSAS CITY KANSAS CITY Omaha	.188 2.65 2.50	36 61 2	112 223 8	13 27	21 59	4 18	0 0	1 9	0 28	2 69	1 3	0 0	3.143

## KANSAS CITY ROYALS NON-ROSTER INVITEES

No.	Pitchers (9)	B-T	Ht.	Wt.	Born	Birthplace	2018 Club	W-L	ERA	G	GS	CG	SV	IP	H	R	ER	BB	SO	MLS	
50	Jason Adam	R-R	6-3	230	08-04-91	Omaha, NE	NW Arkansas Omaha	1-0 2-0	1.59 1.42	6 11	0 0	0 4	0 4	11.1 12.2	5 6	2 4	2 7	4 15	17	0.096	
21	Homer Bailey	R-R	6-4	225	05-03-86	La Grange, TX	KANSAS CITY Louisville	0-3 2-2	6.12 4.78	31 7	0 6	0 0	0 0	32.1 37.2	30 41	22 20	22 10	15 28	37	10.017	
60	Foster Griffin	R-L	6-3	220	07-27-95	Orlando, FL	CINCINNATI NW Arkansas	1-14 10-12	6.09 5.13	20 28	20 6	1 0	0 0	106.1 152.2	141 197	94 87	40 40	117 117	0.000		
74	Jake Kalish	S-L	6-2	220	07-09-91	Red Bank, NJ	NW Arkansas Omaha	2-2 6-6	5.12 3.34	16 17	4 14	0 1	0 0	38.2 89.0	46 94	28 35	8 33	39 13	0.000		
55	Richard Lovelady	L-L	6-0	180	07-07-95	Hinesville, GA	NW Arkansas Omaha	3-3 2-6	4.80 5.71	15 12	15 9	0 0	0 1	80.2 63.0	53 70	24 41	20 40	21 23	71	0.000	
77	Zach Lovvorn	R-R	6-0	220	05-26-94	Anniston, AL	NW Arkansas Omaha	4-3 0-4	4.80 9.72	15 7	15 6	0 0	0 0	80.2 25.0	90 41	45 33	26 27	52 16	0.000		
59	Andres Machado	R-R	6-0	225	04-22-93	Carabobo, Venezuela	Omaha NW Arkansas	0-4 2-3	9.72 3.72	7 30	6 6	0 0	0 9	58.0 58.0	41 60	33 31	27 24	16 22	25	0.032	
37	Drew Storen	S-R	6-1	200	08-11-87	Indianapolis, IN	NW Arkansas	2-3	3.72	30	6	0	9	58.0	60	31	24	22	47		
73	Michael Ynoa	R-R	6-7	250	09-24-91	Puerto Plata, D.R.	NW Arkansas	2-3	3.72	30	6	0	9	58.0	60	31	24	22	47		
																				Did Not Pitch	
																					Did Not Pitch
No.	Catchers (4)	B-T	Ht.	Wt.	Born	Birthplace	2018 Club	AVG	G	AB	R	H	2B	3B	HR	RBI	BB	SO	SB	MLS	
71	Nick Dimi	R-R	5-8	205	07-27-93	Monroe, NJ	Omaha	.333	14	39	4	13	4	0	3	6	1	5	0	0.000	
76	Xavier Fernández	R-R	5-11	250	07-15-95	San Juan, P.R.	NW Arkansas Wilmington	.239	80	280	40	67	10	0	8	37	12	64	7	0.000	
70	MJ Melendez	L-R	6-1	190	11-29-98	Daytona Beach, FL	NW Arkansas	.252	36	135	12	34	13	0	2	10	7	19	1	0.000	
78	Sebastian Rivero	R-R	6-1	195	11-16-98	Maracay, Venezuela	Lexington	.251	111	419	52	105	26	9	19	73	43	143	4	0.000	
								.258	77	279	41	72	16	0	7	34	17	59	0	0.000	
No.	Infielders (6)	B-T	Ht.	Wt.	Born	Birthplace	2018 Club	AVG	G	AB	R	H	2B	3B	HR	RBI	BB	SO	SB	MLS	
1	Humberto Arteaga	R-R	6-1	200	01-23-94	Caracas, Venezuela	Omaha	.292	118	414	42	121	19	1	6	49	21	73	2	0.000	
19	Cheslor Cuthbert	R-R	6-1	205	11-16-92	Com Island, Nicaragua	KANSAS CITY Omaha	.194	30	103	11	20	2	0	3	7	11	23	0	3.030	
67	Samir Dueñez	L-R	6-1	230	06-11-96	Macuto, Venezuela	NW Arkansas	.235	6	17	2	4	1	0	1	4	1	5	0	0.000	
47	Jecksson Flores	R-R	5-11	160	10-28-93	Cuidad Bolívar, Venezuela	NW Arkansas	.279	87	308	45	86	20	2	11	64	37	75	6	0.000	
								.238	7	21	1	5	2	0	1	4	2	7	1	0.000	
								.314	122	459	74	144	31	3	7	52	30	72	27	0.000	

9	Nicky Lopez	L-R	5-11	175	03-13-95	Naperville, IL	NW Arkansas	.331	73	281	42	93	8	5	2	27	33	23	9	0.000
69	Frank Schwindel	R-R	6-1	220	06-29-92	Livingston, NJ	Omaha	.278	57	223	33	62	6	2	7	26	27	29	6	0.000
<b>No. Outfielders (3)</b>																				
16	Elier Hernandez	R-R	6-3	220	11-21-94	San Cristobal, D.R.	NW Arkansas	.287	91	355	45	102	22	1	3	50	14	71	10	0.000
79	Erick Mejia	S-R	5-11	190	11-09-94	Villa Mella, D.R.	Omaha	.279	40	129	13	36	8	1	0	15	14	37	0	0.000
11	Bubba Starling	R-R	6-4	220	08-03-92	Gardner, KS	NW Arkansas	.263	136	540	79	142	27	7	5	59	43	98	34	0.000
<b>Surprise</b>																				
Idaho Falls																				
								.273	4	11	3	3	0	0	3	5	0	4	0	0
								.500	5	8	5	4	3	0	1	4	5	2	0	0

## PRONUNCIATION GUIDE

Humberto Artega	um-bear-TOW r-TEE-ah-gah
Scott Blewett	blue-et
Jorge Bonifacio	bone-EE-fah-SEE-oh
Jackie Dickman	DEEK-man
Nick Dini	Dee-nee
Samir Dueñez	Sah-meer Dween-yez
Elier Hernandez	eh-EE-er
Mike Hirschel	Jur-sh-LEE
Jack Kalish	KAY-ish
Mitch Meajer	My-er
Erick Mejia	Mah-HE-ah
Adalberto Mondesi	Ah-daal-BAIR-toh
Wily Peralta	WI-lee per-AHL-tuh
Eric Skoglund	sk-OH-glund
Jorge Soler	sob-LAIR
Josh Staumont	STAH-moont
Meibyns Vitoria	May-breez VIL-OH-ree-ah
Michael Ynoa	ee-NOH-uh

## ALPHABETICAL ROSTER

No.	Player	Pos.	No.	Player	Pos.	No.	Player	Pos.
50	Adam, Jason*	RHP	9	Lopez, Nicky	INF	69	Schwindel, Frank*	INF
36	Gallagher, Cam	C	55	Lovelady, Richard*	LHP	53	Skoglund, Eric*	LHP
25	Goodwin, Brian	OF	77	Lovorn, Zach*	RHP	12	Soler, Jorge	OF
4	Gordon, Alex	OF	59	Machado, Andres*	RHP	57	Sparkman, Glenn	RHP
0	Gore, Terrance	OF	61	McCarthy, Kevin	RHP	11	Starling, Bubba*	OF
62	Greene, Conner	RHP	52	McWilliams, Sam	RHP	63	Staumont, Josh	RHP
73	Griffin, Foster*	LHP	79	Mejia, Erick*	OF	37	Storen, Drew*	RHP
75	Gutierrez, Kelvin	INF	70	Melendez, MJ*	C	72	Vitoria, Meibyns	C
32	Hahn, Jesse	RHP	15	Merrifield, Whit	INF	60	Ynoa, Michael*	RHP
6	Hamilton, Billy	OF	27	Mondesi, Adalberto	INF	45	Zimmer, Kyle	RHP
39	Hernandez, Amaldo	RHP	68	Nowberry, Jake	RHP	*Non-Roster Invitee		
16	Hernandez, Elier*	OF	34	Oaks, Trevor	RHP			
54	Hill, Tim	LHP	2	Owings, Chris	INF			
65	Junis, Jakob	RHP	66	O'Heam, Ryan	INF			
74	Kalish, Jake*	LHP	43	Peralta, Wily	RHP			
56	Keller, Brad	RHP	13	Perez, Salvador	RHP			
76	Fernandez, Xavier*	C	14	Phillips, Brett	OF			
49	Fillmyer, Heath	RHP	78	Rivero, Sebastian*	C			
47	Flores, Jacksson*	INF						
33	Flynn, Brian	LHP						





## #50 JASON ADAM

R I G H T - H A N D E D P I T C H E R

**BATS**  
RIGHT

**THROWS**  
RIGHT

**HEIGHT**  
6-4

**WEIGHT**  
225

BORN: **AUG. 4, 1991** | 27 | **OMAHA, NEB.**

SIGNED: **MINOR LEAGUE FREE AGENT** | DEC. 17, 2018

MLB SERVICE: **96 DAYS**

### 2018 SEASON

- 👑 Made his Major League debut on May 5 and pitched in 31 games across three stints with Kansas City...went 0-3 with a 6.12 ERA (22 ER in 32.1 IP) with 15 walks and 32 strikeouts.
- 👑 Posted a 2.79 ERA (3 ER in 9.2 IP) and a .229 opponents' average (8-for-35) over his first month in the big leagues...however, he allowed 19 runs over his final 23 appearances (7.54 ERA).
- 👑 Held left-handed batters to a .234 average (11-for-47), however he walked 12 lefties in 63 plate appearances (.417 OBP).
- 👑 Opponents were just 4-for-36 (.111) against him with two outs, collecting just one extra-base hit (.139 SLG) and one RBI.
- 👑 Collected a season-high four strikeouts twice, including May 21 at St. Louis when all four outs he recorded were via strikeout in a 1.1-inning stint.
- 👑 In 17 combined games between Omaha (AAA) and Northwest Arkansas (AA), went 3-0 with a 1.50 ERA (4 ER in 24.0 IP) with 11 walks, 32 strikeouts while holding the opposition to a .136 average.
- 👑 Following his final option of the year, allowed just one unearned run on three hits over his last five minor league outings (4.0 IP).

### CAREER HIGHLIGHTS

- 👑 Became the 19th player to play for the Royals after attending a Kansas City-area high school (Blue Valley Northwest) when he made his debut.
- 👑 **2017:** Signed a minor league deal with the San Diego Padres on July 20...made seven rehab appearances before being reinstated from the disabled list on Aug. 10...released four days later.
- 👑 Signed a minor league deal with Kansas City on Aug. 18, making five appearances with Northwest Arkansas (AA).
- 👑 **2015-16:** Missed two full seasons due to injury, while in the Minnesota Twins' organization.
- 👑 **2014:** Spent a majority of the season with Northwest Arkansas, making 18 starts (19 appearances)...went 4-8 with a 5.05 ERA (55 ER in 98.0 IP).
- 👑 Recorded 14.0 consecutive scoreless innings over his last three appearances (two starts) with the Naturals, earning Texas League Pitcher of the Week honors (July 14)
- 👑 Promoted to Omaha (AAA) for the first time on July 17, making eight relief appearances.
- 👑 Acquired by the Minnesota Twins' organization on Aug. 11 in exchange for OF Josh Willingham.
- 👑 **2013:** Spent the entire year with Northwest Arkansas, going 8-11 with a 5.19 ERA in 26 starts...ranked third in the Texas League in strikeouts (126), sixth in innings (144.0) and tied for eighth in victories.
- 👑 Collected a career-high 11 strikeouts over 7.0 innings vs. Corpus Christi on May 30...however, he suffered a 5-0 loss, allowing four runs on six hits.

### MISCELLANEOUS NOTES

- 👑 Full name is **Jason Kendall Adam**...resides in Belton, Mo., with his wife, Kelsey and daughter, Kinsley.
- 👑 Graduated from Blue Valley Northwest High School in Overland Park, Kan....posted a 2.16 ERA (10 ER in 41.2 IP) with seven walks and 79 strikeouts during his senior campaign.
- 👑 Bypassed a scholarship offer from the University of Missouri when he signed with the Royals.

### CAREER TRANSACTIONS

- 2010 Selected by the Kansas City Royals in the fifth round of the First-Year Player Draft...signed by Steve Gossett
- 2014 Acquired by the Minnesota Twins, in exchange for OF Josh Willingham, Aug. 11
- 2017 Signed by the San Diego Padres as a minor league free agent, July 20  
Released by the San Diego Padres, Aug. 14  
Signed by the Kansas City Royals as a minor league free agent, Aug. 18
- 2018 Signed by the Kansas City Royals as a minor league free agent, Dec. 17

**CAREER PITCHING**

YEAR	CLUB	W-L	ERA	G	GS	CG	SHO	SV	IP	H	R	ER	HR	HB	BB	SO	WP	BK	AVG
2011	Kane County	6-9	4.23	21	21	0	0	0	104.1	94	60	49	9	6	25	76	3	1	.235
2012	Wilmington	7-12	3.53	27	27	0	0	0	158.0	148	73	62	18	13	36	123	3	0	.251
2013	Northwest Arkansas	8-11	5.19	26	26	0	0	0	144.0	153	98	83	12	15	54	126	8	1	.277
2014	Northwest Arkansas	4-8	5.03	19	18	0	0	0	98.1	107	62	55	9	5	30	89	5	0	.279
	Omaha	1-1	2.35	8	0	0	0	0	15.1	17	4	4	0	3	4	11	1	0	.288
	New Britain	0-0	5.14	2	1	0	0	0	7.0	10	4	4	0	0	2	3	1	0	.333
2015	Chattanooga	Injured - Did Not Pitch																	
2016	Chattanooga	Injured - Did Not Pitch																	
2017	AZL Padres 2@	1-0	0.00	2	0	0	0	0	2.0	1	0	0	0	0	2	4	0	0	.143
	AZL Padres@	0-0	5.79	5	0	0	0	0	4.2	5	3	3	0	0	0	8	3	0	.250
	San Antonio	0-0	0.00	1	0	0	0	0	2.0	1	0	0	0	0	0	2	1	0	.143
	Northwest Arkansas	0-0	7.11	5	0	0	0	0	6.1	3	5	5	0	1	4	11	2	0	.136
2018	Northwest Arkansas	1-0	1.59	6	0	0	0	0	11.1	5	2	2	0	1	4	17	1	1	.132
	Omaha	2-0	1.42	11	0	0	0	4	12.2	6	4	2	0	1	7	15	4	0	.140
	KANSAS CITY	0-3	6.12	31	0	0	0	0	32.1	30	22	22	9	3	15	37	4	1	.246
<b>Minor League Totals</b>		<b>30-41</b>	<b>4.28</b>	<b>133</b>	<b>93</b>	<b>0</b>	<b>0</b>	<b>4</b>	<b>566.0</b>	<b>550</b>	<b>315</b>	<b>269</b>	<b>48</b>	<b>45</b>	<b>168</b>	<b>485</b>	<b>32</b>	<b>3</b>	<b>.256</b>
<b>Major League Totals</b>		<b>0-3</b>	<b>6.12</b>	<b>31</b>	<b>0</b>	<b>0</b>	<b>0</b>	<b>0</b>	<b>32.1</b>	<b>30</b>	<b>22</b>	<b>22</b>	<b>9</b>	<b>3</b>	<b>15</b>	<b>37</b>	<b>4</b>	<b>1</b>	<b>.246</b>

@ - Minor League Injury Rehab

**CAREER FIELDING**

Position	Pct.	G	TC	PO	A	E	DP
Pitcher	1.000	31	2	0	2	0	0

**SINGLE GAME BESTS**

**STRIKEOUTS**

4 (2x) May 21, 2018 @ STL  
Aug. 10, 2018 vs. STL

**INNINGS PITCHED**

2.0 (3x) May 10, 2018 @ BAL  
Aug. 10, 2018 vs. STL  
Aug. 14, 2018 vs. TOR

**ROYALS BIRTHDAYS**

**JANUARY**

- 21 Jake Diekmann (32)
- 23 Humberto Arteaga (25)
- 24 Whit Merrifield (30)

**FEBRUARY**

- 3 Terry Bradshaw (50)
- 9 Arnaldo Hernandez (33)
- 10 Alex Gordon (35)
- Tim Hill (29)
- Jorge Lopez (26)
- 15 Meibrys Viloria (22)
- 22 Kevin McCarthy (27)
- 25 Jorge Soler (27)

**MARCH**

- 3 Mike Jirschele (60)
- 5 Ben Lively (27)
- 13 Nicky López (24)
- 26 Trevor Oaks (26)

**APRIL**

- 4 Conner Greene (24)
- 10 Scott Blewett (23)
- 19 Brian Flynn (29)
- 22 Andres Machado (26)

**MAY**

- 3 Homer Bailey (33)
- 8 Wily Peralta (30)
- 10 Salvador Perez (29)
- 11 Glenn Sparkman (27)
- 16 Heath Fillmyer (25)
- 26 Zach Lovvorn (25)
- 27 Brad Boxberger (31)
- 30 Brett Phillips (25)

**JUNE**

- 4 Jorge Bonifacio (26)
- 8 Terrance Gore (28)
- 11 Samir Dueñez (23)
- 29 Frank Schwindel (27)
- 30 Mitch Maier (37)

**JULY**

- 7 Richard Lovelady (24)
- 9 Jake Kalish (28)
- 15 Xavier Fernandez (24)
- 26 Ryan O'Hearn (26)
- 27 Nick Dini (26)
- Foster Griffin (24)
- Brad Keller (24)
- Adalberto Mondesi (24)
- 30 Jesse Hahn (30)

**AUGUST**

- 3 Bubba Starling (27)
- 4 Jason Adam (28)
- 11 Drew Storen (32)
- 12 Chris Owings (28)
- 19 Ned Yost (65)
- 22 Hunter Dozier (28)
- 28 Kelvin Gutierrez (25)

**SEPTEMBER**

- 4 Sam McWilliams (24)
- 9 Billy Hamilton (29)
- 13 Kyle Zimmer (28)
- 16 Jakob Junis (27)
- 22 Chris Ellis (27)
- 24 Michael Ynoa (28)

**OCTOBER**

- 26 Eric Skoglund (27)
- 28 Jecksson Flores (26)

**NOVEMBER**

- 2 Brian Goodwin (29)
- 9 Erick Mejia (25)
- 16 Cheslor Cuthbert (27)
- Sebastian Rivero (21)
- 20 Jake Newberry (25)
- 21 Elier Hernandez (25)
- 23 Dale Sveum (56)
- 24 Cal Eldred (52)
- 28 Pedro Grifol (49)
- 29 MJ Melendez (21)

**DECEMBER**

- 6 Cam Gallagher (27)
- 18 Scott Barlow (27)
- 19 Ian Kennedy (35)
- 21 Danny Duffy (31)
- Josh Staumont (26)

(includes all players/coaches in spring camp)

\* age indicated is what player will turn on that date in 2019



## #1 HUMBERTO ARTEAGA

INFIELDER

BATS  
RIGHT

THROWS  
RIGHT

HEIGHT  
6-1

WEIGHT  
200

BORN: JAN. 23, 1994 | 25 | CARACAS, VENEZUELA

SIGNED: NON-DRAFTED FREE AGENT | JULY 2, 2010

MLB SERVICE: 0 DAYS

### 2018 SEASON

- Spent the entire year with Omaha (AAA), batting a career-best .292 (121-for-414) with 19 doubles, a triple and six homers...his average ranked fourth among Royals' minor league players (min. 300 PA), while his hit total ranked ninth.
- Hit .340/.363/.425 (65-for-202) against left-handed pitching, which included seven doubles and a triple.
- Enjoyed a season-best 12-game hitting streak (May 21-June 3), in which he batted .458 (22-for-48) with three doubles, a triple, a homer and eight RBI...named Pacific Coast League Player of the Week on May 27.
- Batted .307 (50-for-163) after the All-Star break, including a .355 average (38-for-107) over his last 30 games.
- Recorded a season-high four hits (4-for-5) with two runs scored in a 13-12 Storm Chasers loss at Colorado Springs, April 25.
- Saw action at all four infield positions, which included starts at third base (51), shortstop (31), second base (28) and first base (8)...recorded a .972 overall fielding percentage, committing just 12 errors in 433 chances overall.
- Made three appearances on the mound, which included tossing a scoreless ninth inning vs. Nashville on July 1.

### HONORS AND AWARDS

- 2017 Texas League midseason All-Star
- 2016 Carolina League midseason All-Star
- 2014 Frank White Award (top fielder in organization)
- 2013 MiLB.com Organization All-Star

### CAREER HIGHLIGHTS

- 2017:** Spent the full season with Northwest Arkansas (AA), playing in 124 games...appeared in contests at shortstop (96), second base (19), third base (6) and designated hitter (2)...played at least 118 games in each of the last five seasons.
- Named a Texas League All-Star for the first time in his career...started the game at shortstop for the North Division.
- Ranked ninth in the Texas League in games played, while he was also 13th in at-bats (453), 19th in hits (117).
- Batted .332 (62-for-187) with nine doubles, two triples and 23 runs scored from May 1-June 30.
- Appeared in 21 games for Navegantes del Magallanes in the Venezuelan Winter League.
- 2016:** Named a Carolina League mid-season All-Star, but did not play in the contest after being promoted to Northwest Arkansas on June 30.
- Recorded a career-high five hits on June 3 vs. Lynchburg, going 5-for-6 with a triple and two runs scored in a 16-11 Wilmington loss.
- 2013:** Led Pioneer League (Rookie) players in at-bats (300), with Idaho Falls...also tied for the most RBI (58), ranked third in hits (84) and fourth in runs scored (56).
- 2012:** Led Appalachian League (Rookie) in sacrifices (10)...also tied for eighth in hits (64) and ninth in runs scored (40).
- 2011:** Rated as the eighth-best prospect in the Arizona League by Baseball America in 2011...also named the organization's best defensive infielder by the publication in 2011, '12 and '13.

### MISCELLANEOUS NOTES

- Full name is **Humberto Jose Arteaga**...resides in Carabobo, Venezuela during the offseason, with wife, Luisana Rodriguez and daughter, Victoria Arteaga.

### CAREER TRANSACTIONS

2010 Signed by the Kansas City Royals as a non-drafted free agent, July 2...signed by Richard Casto and Orlando Estevez

**CAREER BATTING**

YEAR	CLUB	AVG	G	AB	R	H	2B	3B	HR	RBI	SAC	SF	HP	BB	SO	SB	CS	OBP	SLG	E
2011	Surprise	.254	47	213	30	54	11	2	0	28	5	0	2	9	39	8	2	.290	.324	15
2012	Burlington	.274	58	234	40	64	13	3	2	29	10	3	6	9	31	7	3	.313	.380	9
2013	Wilmington	.188	61	240	17	45	5	2	0	13	3	0	2	6	43	0	4	.214	.225	8
	Idaho Falls	.280	69	300	56	84	15	5	3	58	10	8	2	26	52	11	7	.333	.393	18
2014	Lexington	.198	122	450	33	89	13	2	2	31	12	1	3	17	111	7	6	.231	.249	17
2015	Lexington	.259	70	286	37	74	12	2	1	28	9	3	2	15	46	15	8	.297	.325	10
	Wilmington	.235	48	179	21	42	7	0	1	16	4	3	3	7	31	3	3	.271	.291	8
2016	Wilmington	.286	67	266	35	76	8	2	2	24	10	1	1	7	46	14	5	.305	.353	7
	Northwest Arkansas	.208	58	207	19	43	6	2	0	11	3	2	0	6	44	1	2	.228	.256	7
2017	Northwest Arkansas	.258	124	453	47	117	12	3	1	35	4	4	4	25	65	4	4	.300	.305	21
2018	Omaha	.292	118	414	42	121	19	1	6	49	4	6	0	21	73	2	3	.322	.386	12
<b>Minor League Totals</b>		<b>.250</b>	<b>842</b>	<b>3242</b>	<b>377</b>	<b>809</b>	<b>121</b>	<b>24</b>	<b>18</b>	<b>322</b>	<b>74</b>	<b>31</b>	<b>25</b>	<b>148</b>	<b>581</b>	<b>72</b>	<b>47</b>	<b>.285</b>	<b>.318</b>	<b>132</b>

**2019 ROAD TRIP MILEAGE CHART**

Date	From	To	Mileage
<b>Road Trip #1</b>			<b>1,264</b>
April 3	Kansas City	Detroit	632
April 7	Detroit	Kansas City	632
<b>Road Trip #2</b>			<b>3,176</b>
April 14	Kansas City	Chicago	404
April 17	Chicago	New York	722
April 21	New York	St. Petersburg	1,020
April 24	St. Petersburg	Kansas City	1,030
<b>Road Trip #3</b>			<b>2,374</b>
May 2	Kansas City	Detroit	632
May 5	Detroit	Houston	1,110
May 8	Houston	Kansas City	632
<b>Road Trip #4</b>			<b>3,139</b>
May 16	Kansas City	Anaheim	1,340
May 19	Anaheim	St. Louis	1,570
May 22	St. Louis	Kansas City	229
<b>Road Trip #5</b>			<b>1,652</b>
May 26	Kansas City	Chicago	404
May 29	Chicago	Arlington	797
June 2	Arlington	Kansas City	451
<b>Road Trip #6</b>			<b>3,338</b>
June 13	Kansas City	Omaha	166
June 14	Omaha	Minneapolis	282
June 16	Minneapolis	Seattle	1,390
June 19	Seattle	Kansas City	1,500
<b>Road Trip #7</b>			<b>1,719</b>
June 23	Kansas City	Cleveland	690
June 26	Cleveland	Toronto	193
July 1	Toronto	Kansas City	836

Date	From	To	Mileage
<b>Road Trip #8</b>			<b>1,836</b>
July 4	Kansas City	Washington	918
July 7	Washington	Kansas City	918
<b>Road Trip #9</b>			<b>1,925</b>
July 18	Kansas City	Cleveland	690
July 21	Cleveland	Atlanta	556
July 24	Atlanta	Kansas City	679
<b>Road Trip #10</b>			<b>2,787</b>
July 31	Kansas City	Minneapolis	404
Aug. 4	Minneapolis	Boston	1,120
Aug. 7	Boston	Detroit	631
Aug. 11	Detroit	Kansas City	632
<b>Road Trip #11</b>			<b>1,961</b>
Aug. 18	Kansas City	Baltimore	958
Aug. 21	Baltimore	Cleveland	313
Aug. 25	Cleveland	Kansas City	690
<b>Road Trip #12</b>			<b>2,824</b>
Sept. 5	Kansas City	Miami	1,240
Sept. 8	Miami	Chicago	1,180
Sept. 12	Chicago	Kansas City	404
<b>Road Trip #13</b>			<b>3,494</b>
Sept. 15	Kansas City	Oakland	1,500
Sept. 18	Oakland	Minneapolis	1,590
Sept. 22	Minneapolis	Kansas City	404
<b>Total Miles</b>			<b>31,489</b>
(Estimates from WebFlyer.com)			





## #21 HOMER BAILEY

R I G H T - H A N D E D P I T C H E R

BATS  
RIGHT

THROWS  
RIGHT

HEIGHT  
6-4

WEIGHT  
225

BORN: MAY 3, 1986 | 32 | LA GRANGE, TEXAS

SIGNED: MINOR LEAGUE FREE AGENT | FEB. 9, 2019

MLB SERVICE: 11 YEARS, 17 DAYS

### 2018 SEASON

- 👑 Made his first career Opening Day start, suffering a 2-0 loss to Washington's Max Scherzer on March 30, despite allowing just one run on four hits over 6.0 innings...was on the Reds' Opening Day roster for the first time since 2014.
- 👑 Recorded 20 starts, his highest total since 2014, while he tied for second in the National League with 14 losses...received the lowest run support (2.54 runs/9) in the Majors among pitchers that worked at least 100.0 innings.
- 👑 Missed nearly seven weeks of action with right knee inflammation, going on the disabled list June 2...reinstated on July 23...did not pitch after Sept. 5, a 3-2 loss to Pittsburgh.
- 👑 His nine-game losing streak (May 18-Sept. 5) was the longest in the Majors during the 2018 season.
- 👑 Collected his lone win of the season on May 12 at Dodger Stadium, 5-3...surrendered three runs on 10 hits over 5.0 innings, but was credited with a win after the

Reds rallied for four runs in the top of the sixth.

- 👑 Recorded Cincinnati's only complete game of the season and the seventh of his career on July 31 in a 2-1 setback at Detroit...allowed two runs on three hits with a walk and six strikeouts over 8.0 innings.
- 👑 Collected his 1,000th career strikeout in his final start of the year, Sept. 5 at Pittsburgh, fanning Jameson Taillon in the fourth inning...his 1,001 career K's with Cincinnati rank 12th on the club's all-time list.
- 👑 Acquired by the Los Angeles Dodgers with INF Jeter Downs in exchange for INF/C Kyle Farmer, OF Matt Kemp, OF Yasiel Puig and cash considerations...released by the Dodgers later that day.
- 👑 At the time of the trade, he was the third-longest tenured pitcher in the Majors with his current team (debuted in June 2007), trailing only Seattle's Félix Hernández (August 2005) and St. Louis' Adam Wainwright (September 2005).

### HONORS AND AWARDS

- 👑 No-Hitter: July 2, 2013 vs. San Francisco
- 👑 No-Hitter: Sept. 28, 2012 at Pittsburgh
- 👑 First MLB win: June 8, 2007 vs. Cleveland
- 👑 2006 *Baseball America* Minor League All-Star
- 👑 2006 *Baseball America* Double-A All-Star
- 👑 2006 All-Star Futures Game participant (US)
- 👑 2006 Florida State League mid-season All-Star
- 👑 2006 "Chief" Bender Award (Reds' Minor League Player of the Year)

### CAREER HIGHLIGHTS

- 👑 Signed by the Royals as a minor league free agent on Feb. 9, 2019.
- 👑 Has thrown two no-hitters in his career – Sept. 28, 2012 at Pittsburgh and July 2, 2013 vs. San Francisco...he is one of four active pitchers with multiple no-hitters, along with Jake Arietta, Max Scherzer and Justin Verlander.
- 👑 Between 2015-17, made just 26 big league starts while recovering from three surgeries: Sept. 5, 2014 to repair a torn flexor tendon in his right forearm, May 8, 2015 Tommy John surgery and on Feb. 18, 2017 to remove bone spurs in his right elbow.
- 👑 **2017:** Began the season on the 60-day disabled list (bone spurs, right elbow), made his season debut on June 24 in an 18-3 loss at Washington.
- 👑 Posted a 2-3 record and a 3.58 ERA (15 ER in 37.2 IP) over his last seven starts of the season (beginning Aug. 22)...finished the year with a 6-0 victory at Milwaukee, tossing 7.0 scoreless innings...marked his first start with 7.0 or more innings since Aug. 7, 2014 vs. Cleveland.
- 👑 On July 26, did not record a strikeout in 6.0 innings at Yankee Stadium...marked his second career start with 6.0+ innings and no K's.
- 👑 **2016:** Opened the year on the 60-day disabled list (recovery from Tommy John surgery) and made six Major League starts between July 31-Aug. 28.
- 👑 In his season debut at San Diego, retired 15 consecutive batters, pitching into the sixth inning.
- 👑 Missed his Sept. 3 start vs. St. Louis due to right biceps tendinitis and didn't pitch the rest of the year.
- 👑 **2015:** Made just one minor league rehab start and two Major League starts due to right elbow injuries, which led to Tommy John surgery on May 8, repairing a torn ulnar collateral ligament.
- 👑 Opened the year on the disabled list and made his season debut on April 18 vs. St. Louis, suffering a 5-2 loss...also took a no-decision in a 4-2 Reds defeat at Milwaukee on April 23, before returning to the disabled list.

- 👑 **2014:** Limited to 23 starts due to a right forearm injury, making his last start of the season on Aug. 7 vs. Cleveland...had season-ending surgery to repair the torn flexor in his right forearm on Sept. 5...14 of his 23 starts were quality starts, which included pitching 7.0 innings or more nine times.
- 👑 Finished the year with an 11.0-inning scoreless streak...over his final seven outings (June 29-Aug. 7), went 2-1 with a 1.62 ERA (9 ER in 50.0 IP), holding the opposition to a .168 average (28-for-167).
- 👑 Recorded his sixth complete game and fourth shutout on June 29 at San Francisco in a 4-0 triumph...allowed just three hits with a walk and seven strikeouts...did not allow a hit until Buster Posey singled with two outs in the seventh.
- 👑 On Feb. 20, agreed to a six-year contract extension with the Reds.
- 👑 **2013:** Ranked tied for seventh in the National League in strikeouts (199) and eighth in innings (209.0), establishing career highs in both categories.
- 👑 Pitched his second career no-hitter on July 2 vs. San Francisco in a 3-0 triumph...allowed just one walk and recorded nine strikeouts, becoming one of three Major League hurlers to fire no-hitters in 2013 (Tim Lincecum, Henderson Alvarez).
- 👑 Earned co-Player of the Week honors in the National League following his no-hitter, sharing the honor with Atlanta's Brian McCann.
- 👑 Through his first 29 starts, produced a 4.52 strikeout-to-walk ratio (190 K, 42 BB), which would have been the best in franchise history...however, he issued four walks in each of his last three starts to finish at 3.69.
- 👑 Recorded a career-best six-game winning streak over a nine-start stretch between July 31-Sept. 14, posting a 2.60 ERA (18 ER in 62.1 IP)...the streak tied the longest by a Reds pitcher in 2013 (Mat Latos).
- 👑 In consecutive starts, Aug. 30 at St. Louis and Sept. 3 vs. St. Louis, worked at least 7.0 scoreless innings and recorded at least seven strikeouts, becoming the first Cincinnati pitcher to do this since Jim Maloney did it in three-straight outings in 1968.
- 👑 **2012:** Tied for the National League lead in starts (33) and ranked 12th in innings (208.0) and quality starts (21)...also topped the NL in road ERA (2.32).
- 👑 Part of the staff in which five pitchers started 161 of the club's 162 games (with Bronson Arroyo, Johnny Cueto, Mat Latos and Mike Leake)...the Reds became the eighth team in MLB history to produce five pitchers with 30 starts each and first since the Chicago White Sox in 2006.
- 👑 Finished the season with a career-best 13.0 consecutive scoreless innings...went 3-1 with a 1.85 ERA (10 ER in 48.2 IP) over his final seven starts (Sept. 1-Oct. 3), issuing nine walks and collecting 48 strikeouts in that span (5.33 K/BB ratio).
- 👑 Tossed his first no-hitter on Sept. 28 at Pittsburgh in a 1-0 win...allowed one walk with 10 strikeouts...one of six individual hurlers to record a no-hitter in the Majors in 2012.
- 👑 On May 3 vs. the Cubs, participated in the first game in MLB history in which both starting pitchers celebrated birthdays, starting opposite Chicago's Ryan Dempster.
- 👑 **2011:** Had two stints on the disabled list due to right shoulder injuries...began season on 15-day DL (right shoulder impingement), before returning on May 4...went 3-1 with a 3.00 ERA (10 ER in 30.0 IP) in five starts before returning to the DL (sprained right shoulder) on May 28.
- 👑 Produced a pair of multi-hit games, which included collecting a career-high three hits (all singles) on Sept. 20 vs. Houston...hit .282 (11-for-39) overall, which tied for second among Reds pitchers in hits behind only Dontrelle Willis (12).
- 👑 **2010:** Spent nearly three months on the disabled list (inflammation in right shoulder), being limited to 19 starts for the year...placed on the DL on May 24 and was reinstated on Aug. 14.
- 👑 After coming off the DL, went 4-1 with a 3.55 ERA (23 ER in 58.1 IP) over his final 10 starts of the year.
- 👑 Pitched his first career complete game in a 4-0 triumph at Pittsburgh on May 12...allowed four hits with no walks and six strikeouts, facing just 29 hitters in the game...it was the second-straight shutout by a Reds pitcher as the night before Johnny Cueto tossed a one-hitter at Pittsburgh, becoming the first Cincinnati duo to do this since 1925.
- 👑 **2009:** Split the season between Cincinnati and Louisville (AAA), making 20 starts for the Reds.
- 👑 Named National League Player of the Week on Oct. 5, after allowing one earned run in 13.0 innings, posting victories over St. Louis (7-2) on Sept. 29 and Pittsburgh (6-0) on Oct. 4.
- 👑 In his last nine starts, went 6-1 with a 1.70 ERA (11 ER in 58.1 IP).
- 👑 Opened the year with Louisville, recording two complete games and one shutout...named International League Pitcher of the Week twice.
- 👑 **2008:** Entered the year as the second-best prospect in the Reds' organization according to *Baseball America* and the ninth-best prospect in baseball.
- 👑 Made eight Major League starts over two stints with Cincinnati (June 5-17, July 13-Aug. 9).
- 👑 **2007:** Rated as the top prospect in the Reds' organization for the third-straight year by *Baseball America*.
- 👑 Made nine starts with Cincinnati, including his big league debut on June 8 vs. Cleveland, earning a 4-3 victory...allowed two runs on five hits over 5.0 innings, becoming the first Reds starter to win his debut since Larry Luebbers on July 3, 1993 vs. Pittsburgh (5-3).
- 👑 Recorded first career hit – a single off Mike Maroth – on July 1 vs. St. Louis...also collected first RBI on Sept. 25 vs. Houston, a two-run double off Felipe Paulino.
- 👑 **2006:** Received the Sheldon "Chief" Bender Award as Cincinnati's Minor League Player of the Year...entered the year as the organization's top prospect according to *Baseball America* and was also named a Minor League and Class AA All-Star by the publication.
- 👑 Earned the win for the US Team (8-5) in the All-Star Futures Game in Pittsburgh.
- 👑 **2005:** Entered the year as the top prospect in the Reds' organization according to *Baseball America* and was named the second-best prospect in the Midwest League following the season.

## POSTSEASON HIGHLIGHTS

- 👑 **2012:** Set a Reds' postseason record with 10 strikeouts in Game 3 of the National League Division Series vs. San Francisco...allowed one run on one hit over 7.0 innings, but took a no-decision in Cincinnati's 2-1 loss in 10 innings...also tied the club record by fanning six consecutive hitters, matching Hod Eller (Game 5, 1919 World Series).
- 👑 Became the fourth pitcher in Major League Postseason history to allow one hit or fewer and record 10 strikeouts

or more in at least 7.0 innings, joining Baltimore's Mike Mussina (1997 ALCS vs. Cleveland) and Yankees' hurlers Orlando Hernandez (1999 World Series vs. Atlanta) and Roger Clemens (2000 ALCS vs. Seattle).

- 👑 **2010:** Worked 2.0 scoreless innings vs. Philadelphia in Game 3 of the National League Division Series...retired six of the eight hitters he faced in the sixth and seventh innings, making his first and only Major League appearance out of the bullpen.

## MISCELLANEOUS NOTES

- 👑 Full name is **David Dewitt Bailey**...called "Homer" after his great-grandfather...resides in La Grange, Texas during the offseason.
- 👑 Graduated from La Grange (Texas) High School in 2004...went 41-4 with a 0.98 ERA with 536 strikeouts

in 298.0 innings in his prep career...led school to Texas state championships in 2001 and 2004, being named National High School Player of the Year by *USA Today*, *Baseball America*, Louisville Slugger and the National High School Coaches' Association.

## CAREER PITCHING

YEAR	CLUB	W-L	ERA	G	GS	CG	SHO	SV	IP	H	R	ER	HR	HB	BB	SO	WP	BK	AVG
2004	Gulf Coast Reds	0-1	4.38	6	3	0	0	0	12.1	14	7	6	0	0	3	9	1	1	.275
2005	Dayton	8-4	4.43	28	21	0	0	0	103.2	89	64	51	5	3	62	125	11	5	.232
2006	Sarasota	3-5	3.31	13	13	0	0	0	70.2	49	35	26	6	5	22	79	2	0	.189
	Chattanooga	7-1	1.59	13	13	0	0	0	68.0	50	13	12	1	2	28	77	5	0	.208
2007	Louisville	6-3	3.07	12	12	0	0	0	67.1	49	29	23	4	0	32	59	4	1	.204
	CINCINNATI	4-2	5.76	9	9	0	0	0	45.1	43	32	29	3	3	28	28	1	1	.257
	Sarasota@	0-1	10.13	2	2	0	0	0	8.0	15	9	9	2	0	5	7	0	0	.385
2008	Louisville	4-7	4.77	19	19	0	0	0	111.1	118	62	59	10	3	46	96	7	2	.281
	CINCINNATI	0-6	7.93	8	8	0	0	0	36.1	59	36	32	8	0	17	18	4	1	.378
2009	Louisville	8-5	2.71	14	14	2	1	0	89.2	87	33	27	10	4	27	82	1	0	.253
	CINCINNATI	8-5	4.53	20	20	0	0	0	113.1	115	61	57	12	3	52	86	6	0	.266
2010	CINCINNATI	4-3	4.46	19	19	1	1	0	109.0	109	55	54	11	3	40	100	3	1	.260
	Louisville@	2-0	2.37	4	3	0	0	0	19.0	15	5	5	0	1	5	15	1	0	.221
	Dayton@	0-1	6.75	1	1	0	0	0	4.0	4	3	3	0	0	1	5	0	0	.250
2011	Louisville@	2-1	3.00	6	6	0	0	0	30.0	34	10	10	1	0	6	22	0	0	.279
	CINCINNATI	9-7	4.43	22	22	0	0	0	132.0	136	68	65	18	5	33	106	4	0	.264
2012	CINCINNATI	13-10	3.68	33	+33	2	1	0	208.0	206	97	85	26	8	52	168	3	0	.256
2013	CINCINNATI	11-12	3.49	32	32	2	1	0	209.0	181	85	81	20	10	54	199	5	2	.234
2014	CINCINNATI	9-5	3.71	23	23	1	1	0	145.2	134	60	60	16	7	45	124	5	1	.247
2015	Louisville@	0-1	4.76	1	1	0	0	0	5.2	5	4	3	0	1	2	3	1	0	.250
	CINCINNATI	0-1	5.56	2	2	0	0	0	11.1	16	7	7	3	0	4	3	0	0	.340
2016	Louisville@	1-2	5.63	7	7	0	0	0	24.0	31	17	15	7	1	9	19	1	1	.304
	Pensacola@	0-1	2.25	1	1	0	0	0	4.0	6	5	1	0	1	2	3	0	0	.300
	CINCINNATI	2-3	6.65	6	6	0	0	0	23.0	35	19	17	2	2	7	27	1	0	.350
2017	Pensacola@	1-0	0.00	1	1	0	0	0	5.0	3	0	0	0	0	1	5	1	0	.200
	Dayton@	1-0	0.00	1	1	0	0	0	6.0	1	0	0	0	1	0	6	0	0	.053
	Louisville@	1-0	3.18	1	1	0	0	0	5.2	7	2	2	1	0	2	6	0	0	.304
	CINCINNATI	6-9	6.43	18	18	0	0	0	91.0	112	67	65	11	8	42	67	4	0	.309
2018	CINCINNATI	1-14	6.09	20	20	1	0	0	106.1	141	82	72	23	2	33	75	2	1	.313
	Louisville@	2-2	4.78	7	6	0	0	0	37.2	41	20	20	4	1	10	28	1	0	.273
<b>Minor League Totals</b>		<b>46-35</b>	<b>3.64</b>	<b>137</b>	<b>125</b>	<b>2</b>	<b>1</b>	<b>0</b>	<b>672.0</b>	<b>618</b>	<b>318</b>	<b>272</b>	<b>51</b>	<b>23</b>	<b>263</b>	<b>646</b>	<b>36</b>	<b>10</b>	<b>.244</b>
<b>Major League Totals</b>		<b>67-77</b>	<b>4.56</b>	<b>212</b>	<b>212</b>	<b>7</b>	<b>4</b>	<b>0</b>	<b>1230.1</b>	<b>1287</b>	<b>669</b>	<b>624</b>	<b>153</b>	<b>51</b>	<b>407</b>	<b>1001</b>	<b>38</b>	<b>7</b>	<b>.270</b>

+ - Tied for league lead; @ - Minor League Injury Rehab

## POSTSEASON PITCHING

YEAR	SERIES	vs. OPP	W-L	ERA	G	GS	CG	SHO	SV	IP	H	R	ER	HR	HB	BB	SO
2010	NLDS	vs. PHI	0-0	0.00	1	0	0	0	0	2.0	2	0	0	0	0	0	2
2012	NLDS	vs. SF	0-0	1.29	1	1	0	0	0	7.0	1	1	1	1	0	1	1
<b>Postseason Totals</b>			<b>0-0</b>	<b>1.00</b>	<b>2</b>	<b>1</b>	<b>0</b>	<b>0</b>	<b>0</b>	<b>9.0</b>	<b>3</b>	<b>1</b>	<b>1</b>	<b>0</b>	<b>1</b>	<b>1</b>	<b>12</b>

## CAREER BATTING/FIELDING

MLB Totals	Avg.	AB	H	HR	RBI	Position	Pct.	G	TC	PO	A	E	DP
	.160	368	59	0	17	Pitcher	.957	212	257	114	132	11	6

**CAREER TRANSACTIONS**

- 2004 Selected by the Cincinnati Reds in the first round (7th overall) of the First-Year Player Draft...signed by Mike Powers
- 2010 Placed on the 15-day disabled list (right shoulder inflammation), May 24...reinstated Aug. 15
- 2011 Placed on the 15-day disabled list (right shoulder impingement), March 30...reinstated May 4
- Placed on the 15-day disabled list (sprained right shoulder), May 28...reinstated June 25
- 2014 Placed on the 15-day disabled list (torn right flexor tendon), Aug. 16...transferred to 60-day DL, Sept. 2...reinstated Oct. 30
- 2015 Placed on the 15-day disabled list (recovery from right forearm surgery), March 27...reinstated April 17
- Placed on the 15-day disabled list (torn right ulnar collateral ligament), April 27...transferred to 60-day DL, April 29...reinstated Nov. 1
- 2016 Placed on the 15-day disabled list (recovery from right elbow surgery), April 4...transferred to 60-day DL, May 18...reinstated July 27
- 2017 Placed on the 60-day disabled list (bone spurs in right elbow), Feb. 14...reinstated June 24
- 2018 Placed on the 10-day disabled list (right knee inflammation), June 2...reinstated July 24
- Acquired by the Los Angeles Dodgers with INF Jeter Downs and RHP Josiah Gray, in exchange for LHP Alex Wood, OF Matt Kemp, OF Yasiel Puig, INF/C Kyle Farmer and cash considerations, Dec. 21
- Released by the Los Angeles Dodgers, Dec. 21
- 2019 Signed by the Kansas City Royals as a minor league free agent, Feb. 9

**SINGLE GAME BESTS**

**STRIKEOUTS (STARTER)**

- 12 July 21, 2013 vs. PIT
- 11 Aug. 12, 2016 @ MIL
- 10 (6x) Last: Aug. 16, 2017 @ CHC

**WINNING STREAK**

- 6 July 31-Sept. 14, 2013
- 4 Sept. 26, 2010-May 16, 2011
- July 2-20, 2012
- May 23-June 8, 2014

**INNINGS PITCHED (STARTER)**

9.0 (6x) Last: June 29, 2014 @ SF

**COMPLETE GAMES (7)**

- May 12, 2010 at Pittsburgh (9.0)
- May 29, 2012 at Pittsburgh (9.0)
- Sept. 28, 2012 at Pittsburgh (9.0)\*\*
- May 14, 2013 at Miami (9.0)
- July 2, 2013 vs. San Francisco (9.0)\*\*
- June 29, 2014 at San Francisco (9.0)
- July 31, 2018 at Detroit (8.0)

**SHUTOUTS (4)**

- May 12, 2010 at Pittsburgh
- Sept. 28, 2012 at Pittsburgh (9.0)\*\*
- July 2, 2013 vs. San Francisco (9.0)\*\*
- June 29, 2014 at San Francisco (9.0)

\*\* - No-hitter

**OLDEST ROYALS TO APPEAR IN A GAME**

Rk.	Name	Final Game w/ KC	Age Y/D	Opp.	W/L	Score	Notes
1.	Gaylord Perry	9/21/83	45/6	vs. CAL	L	0-3	L, 5.0 IP, 10 H, 3 R, 4 K
2.	Bob Boone	9/27/90	42/312	at CAL	L	6-7	2-3, RBI
3.	Raul Ibanez	9/28/14	42/118	at CWS	W	6-4	0-1 R, 2 BB
4.	Hal McRae	7/17/87	42/7	vs. BAL	L	1-3	0-1 (PH)
5.	Gene Garber	7/1/88	40/231	vs. BOS	W	8-7	ND, 1.0 IP, 2 H, 0 R, 1 BB
6.	George Brett	10/3/93	40/141	at TEX	W	4-1	1-4, 1 R
7.	Frank White	9/30/90	40/26	at CAL	W	2-1	0-2, SO
8.	Bill Buckner	10/1/89	39/291	at OAK	L	3-4	1-5, 2B, 3 RBI
9.	Lindy McDaniel	9/27/75	39/288	at TEX	L	4-5	ND, 2.1 IP, 1 H, 1 K
10.	Grant Jackson	6/28/82	39/272	vs. OAK	L	4-8	ND, 3.0 IP, 3 H, 2 R, 2 K
11.	Reggie Sanders	7/29/07	39/240	vs. TEX	W	10-0	1-3, 2 R, 1 RBI, 2 BB
12.	Hideo Nomo	4/18/08	39/231	at OAK	L	2-13	ND, 0.1 IP, 3 H, 3 R, 1 K
13.	Jamey Carroll	9/27/13	39/221	at CHW	W	6-1	1-3, 2B, R, BB
14.	Ted Abernathy	9/30/72	39/208	vs. OAK	L	5-10	ND, 0.2 IP, 0 H, 0 R
15.	Lee May	9/24/82	39/185	at OAK	W	7-4	0-2





**#19 CHESLOR CUTHBERT**  
INF I E L D E R

**BATS  
RIGHT**

**THROWS  
RIGHT**

**HEIGHT  
6-1**

**WEIGHT  
205**

**BORN: NOV. 16, 1992 | 26 | CORN ISLAND, NICARAGUA**

**SIGNED: NON-DRAFTED FREE AGENT | JULY 2, 2009**

**MLB SERVICE: 3 YEARS, 30 DAYS**

**2018 SEASON**

- 👑 Opened the season in Kansas City, playing in 30 games before suffering a lower back strain and missing the final four months of the season...placed on the 10-day disabled list on May 19 and transferred to the 60-day DL on July 7.
- 👑 Batted .194/.282/.301 (20-for-103) over his time in the big leagues with two doubles, three homers and seven RBI.
- 👑 Hit .298/.344/.491 (17-for-57) with all of his extra-base hits in day games, compared to a .065/.214/.065 (3-for-46) slashline at night.
- 👑 Recorded his second career multi-homer game on April 29, blasting a solo shot off Héctor Santiago and a three-run homer off Chris Volstad in a 5-4 triumph over the White Sox... became the first Royal to homer in consecutive innings since Alex Gordon did it on Aug. 20, 2016 vs. Minnesota.
- 👑 Also matched a career high with four RBI in the April 29 contest vs. the Sox, his first contest with four RBI since 2015.

**HONORS AND AWARDS**

- 👑 **First MLB home run:** Sept. 2, 2015 vs. Detroit, two-run shot off Guido Knudson
- 👑 **First MLB hit:** July 7, 2015 vs. Tampa Bay-1, single off Matt Moore
- 👑 2015 Sirius XM All-Star Futures Game selection (World)
- 👑 2015 Pacific Coast League midseason All-Star
- 👑 2014 Texas League midseason All-Star

**CAREER HIGHLIGHTS**

- 👑 **2017:** Played in 58 games, batting .231/.275/.322 (33-for-143)...made the Royals' Opening Day roster for the first time, but missed six weeks of action with a left wrist sprain (June 28-Aug. 8).
- 👑 After a slow start to the year, batting .294 (15-for-51) in 25 games after returning from the DL (Aug. 8), including .304 (7-for-23) in the month of September.
- 👑 Started games at third base (29), first base (2) and second base (1).
- 👑 Made 18 of his 36 starts vs. left-handed starting pitchers...started the season 2-for-19 (.105) vs. lefties, but hit .281 (9-for-32) after that.
- 👑 **2016:** Had two stints with the Royals, first joining the club on May 7, before being optioned to Omaha (AAA) on May 20...recalled three days later after Mike Moustakas suffered a season-ending ACL injury.
- 👑 Led American League rookies, batting .274 (130-for-475), becoming the first Royals player to win the AL rookie batting title since Eric Hosmer hit .293 in 2011... also led AL rookies in doubles (28), tied for the lead in multi-hit games (33), ranked second in hits (130) and was fourth in RBI (46).
- 👑 Made 123 starts – all at third base – which were fourth-most by a Royals rookie third baseman, trailing Kevin Seitzer (139 in 1987), Alex Gordon (129 in 2007) and George Brett (128 in 1974).
- 👑 Hit 12 home runs, which were third-most by a KC rookie third baseman, behind only Kevin Seitzer (14 in 1987) and Alex Gordon (14 in 2007).
- 👑 Blasted a pair of homers at U.S. Cellular Field on June 11, becoming the first Royals rookie with a multi-homer game since Eric Hosmer (Aug. 31, 2011).
- 👑 Collected a walk-off RBI single in the 13th inning on June 19, lifting KC to a 2-1 victory over Detroit.
- 👑 Earned July Player of the Month honors, batting .340/.373/.489 (32-for-94) with 10 extra-base hits and 13 RBI...his July average ranked 10th in the American League.
- 👑 Recorded a career-best 12-game hitting streak from July 7-23, batting .419/.449/.628 (18-for-43), good for the longest streak by a KC rookie since Mike Moustakas' 15-game run in 2011.
- 👑 In 24 games at Omaha, hit .333/.402/.624 (31-for-93), with seven homers and 28 RBI, which topped all Triple-A players prior to his first recall (May 7).
- 👑 **2015:** Opened the year with Omaha, but made his Major League debut on July 7 in a day-night doubleheader vs. Tampa Bay...appeared in 19 games with the Royals, batting .217 with a homer and eight RBI.
- 👑 Hit safely in his first five big league games (July 7-26)... capped his streak with a two-run double off Houston's Dallas Keuchel on July 26 at Kauffman Stadium.
- 👑 Connected for his first big league homer on Sept. 2, a two-run shot off Detroit's Guido Knudson... added a two-run single in the second inning for a career-best four RBI.
- 👑 Played in the SiriusXM All-Star Futures Game in Cincinnati for the World Team...also tabbed, a Pacific Coast League mid-season All Star.

- 👑 **2014:** Ranked as the No. 10 prospect in the Royals' organization by *Baseball America* following the season.
- 👑 Spent most of the year with Northwest Arkansas (AA), before being promoted to Omaha on Aug. 6...played in 25 games with the Storm Chasers over the final month of the regular season.
- 👑 Hit .270 (10-for-37) with two homers and six RBI during the 2014 postseason with Omaha...helped the Storm Chasers capture their third PCL title and the Triple-A National Championship...homered in the National Championship game vs. Pawtucket, a 4-2 Omaha victory.
- 👑 Named a Texas League All-Star and earned the league's

Player of the Week honor on June 23.

- 👑 **2013:** Split the year between Wilmington (A) and Northwest Arkansas...ranked fifth in the Carolina League in doubles (21), before being promoted on June 12.
- 👑 Named the Royals' prospect with the "Best Infield Arm" entering the 2012 and 2013 seasons, by *Baseball America*...also tabbed the Texas League's 20th-best prospect prior to 2013.
- 👑 Rated as the Midwest League's 11th-best prospect by *Baseball America* entering 2011 and the seventh-best prospect in the Arizona League prior to 2010.

**MISCELLANEOUS NOTES**

- 👑 Full name is **Cheslor Jesly Cuthbert**...resides in Corn Island, Nicaragua during the offseason, with his children: Cheslor, Jr. and Kelsie.
- 👑 Played for his home country, Nicaragua, in the 2012

World Baseball Classic Qualifier.

- 👑 Through 2018, he is one of just 15 Nicaraguan-born players to reach the Major Leagues.

**CAREER BATTING**

YEAR	CLUB	AVG	G	AB	R	H	2B	3B	HR	RBI	SAC	SF	HP	BB	SO	SB	CS	OBP	SLG	E
2010	Surprise	.265	18	68	14	18	3	2	1	5	0	0	2	6	19	1	1	.342	.412	6
	Idaho Falls	.233	14	60	10	14	4	1	2	10	0	0	1	3	16	1	0	.281	.433	1
2011	Kane County	.267	81	300	33	80	13	1	8	51	0	4	2	36	65	2	0	.345	.397	13
2012	Wilmington	.240	124	475	47	114	18	0	7	59	0	3	2	37	80	6	3	.296	.322	20
2013	Wilmington	.280	60	225	32	63	21	2	2	31	0	2	0	27	37	1	2	.354	.418	11
	Northwest Arkansas	.215	64	237	25	51	16	0	6	28	2	3	2	20	51	5	2	.279	.359	14
2014	Northwest Arkansas	.276	96	355	35	98	19	1	10	48	0	3	1	36	67	9	3	.342	.420	24
	Omaha	.264	25	91	12	24	5	0	2	16	0	0	0	9	12	1	1	.330	.385	2
2015	Omaha	.277	104	397	55	110	22	1	11	51	1	2	1	37	60	5	2	.339	.421	7
	KANSAS CITY	.217	19	46	6	10	2	1	1	8	0	0	0	4	9	0	0	.280	.370	1
2016	Omaha	.333	24	93	15	31	4	1	7	28	0	2	1	11	14	0	1	.402	.624	7
	KANSAS CITY	.274	128	475	49	130	28	1	12	46	1	2	0	32	96	2	0	.318	.413	16
2017	KANSAS CITY	.231	58	143	10	33	7	0	2	18	0	1	0	9	39	0	0	.275	.322	6
	Omaha@	.271	15	59	10	16	3	1	4	9	0	1	1	7	11	0	0	.353	.559	1
2018	KANSAS CITY	.194	30	103	11	20	2	0	3	7	0	1	2	11	23	0	1	.282	.301	3
	Omaha@	.235	6	17	2	4	1	0	1	4	0	1	0	1	5	0	0	.263	.471	0
<b>Minor League Totals</b>		.262	.631	.2377	.290	.623	.129	.10	.61	.340	.3	.21	.13	.230	.437	.31	.15	.328	.402	106
<b>Major League Totals</b>		.252	.235	.767	.76	.193	.39	.2	.18	.79	1	.4	.2	.56	.167	.2	.1	.303	.378	26

@-Minor League Injury Rehab

**CAREER TRANSACTIONS**

- 2009 Signed by the Kansas City Royals as a non-drafted free agent, July 2...signed by Juan Lopez and Orlando Estevez
- 2017 Placed on the 10-day disabled list (left wrist sprain), June 28...reinstated Aug. 8
- 2018 Placed on the 10-day disabled list (lower back strain), May 19...transferred to 60-day DL, July 31...reinstated Nov. 2
- Outrighted to minor leagues, Jan. 10

**HOME RUN INFORMATION**

- MULTI-HOMER GAMES (2)**  
 June 11, 2016 @ Chicago White Sox (2)  
 April 29, 2018 vs. Chicago White Sox (2)

**WALK-OFF RBI (1)**

- 👑 June 19, 2016 vs. Detroit (single off Ryan; 13th)

**SINGLE GAME BESTS**

- HITS**  
3 (7x) Last: April 20, 2018 @ DET
- DOUBLES**  
2 Aug. 25, 2016 @ MIA
- RBI**  
4 (2x) Last: April 29, 2018 vs. CWS
- RUNS**  
3 Aug. 13, 2017 @ CWS
- HITTING STREAKS**  
12 July 7-23, 2016  
9 Aug. 4-13, 2016

**CAREER FIELDING**

Position	Pct.	G	TC	PO	A	E	DP
First Base	.978	17	90	87	1	2	10
Second Base	1.000	4	6	5	1	0	1
Third Base	.949	200	470	109	337	24	26



# #71 NICK DINI

C A T C H E R

BATS  
RIGHT

THROWS  
RIGHT

HEIGHT  
5-9

WEIGHT  
205

BORN: JULY 27, 1993 | 25 | MONROE, N.J.

SELECTED: 14TH ROUND | 2015 DRAFT

MLB SERVICE: 0 DAYS

## 2018 SEASON

- Opened the year at Omaha (AAA), before being sent to Northwest Arkansas (AA) on April 26, when Cam Gallagher was optioned to Triple-A...combined to hit .251/.294/.398 (80-for-319) with 14 doubles, 11 homers and 43 RBI...also threw out 23 of 62 would-be basestealers (37.1 percent).
- Batted .333/.350/.667 (13-for-39) with four doubles, three homers and six RBI in his 14 games with the Storm Chasers.
- Hit .348/.380/.470 (23-for-66) with two doubles, two homers and nine RBI in 23 games during the month of June, with Northwest Arkansas...however, he hit just .212 (25-for-118) after July 1.
- Batted .327 (17-for-52) with a .352 on-base percentage when leading off an inning.
- Recorded his first career multi-homer game, June 21 at Tulsa, smashing a solo homer and a three-run shot, also collecting a season-high four RBI in a 17-3 triumph.

## HONORS AND AWARDS

- 2018 Texas League midseason All-Star
- 2017 MiLB.com Organization All-Star

## CAREER HIGHLIGHTS

- 2017: Split the year between Lexington (A) and Northwest Arkansas (AA), batting .302/.364/.403 (93-for-308) with 19 doubles, four homers and 36 RBI in 88 games combined...named a MiLB.com Organization All-Star.
- Opened the year at Lexington, but was promoted to Double-A for the first time in his career on May 30... hit safely in 12 of his first 13 games with the Naturals.
- Over his first 44 contests with Northwest Arkansas, batted .370/.436/.462 (53-for-143) with seven doubles, two homers and 19 RBI.
- Also threw out 20 would-be basestealers in 65 attempts (30.8 percent), tying for third in the Texas League.
- 2016: Played at four different levels, after opening the year at Lexington (A)...limited to just 20 games due to injury.
- 2015: Began pro career with Idaho Falls (Rookie)...hit safely in his first 11 games...his .316 average (49-for-155) for the year would have ranked eighth in the Pioneer League, but he was 28 plate appearances shy of qualifying.

## MISCELLANEOUS NOTES

- Full name is **Nicholas Carl Dini**...resides in Monroe Township, N.J., during the offseason.
- Graduated from Monroe Township High School in 2011.
- Attended Wagner College (N.Y.)...named Team MVP as a sophomore (2013)...batted .400 during his senior campaign to earn All-Northeast Conference Player of the Year honors and was an All-NEC selection for a second-straight year.
- Finished college career as Wagner's all-time leader in hits (245), games played (215) and games started (215).

## CAREER BATTING

YEAR	CLUB	AVG	G	AB	R	H	2B	3B	HR	RBI	SAC	SF	HP	BB	SO	SB	CS	OBP	SLG	E
2015	Idaho Falls	.316	42	155	31	49	11	0	4	29	2	2	16	17	2	0	0	.383	.465	2
2016	Lexington	.333	2	3	1	1	0	0	0	0	0	0	1	0	2	0	0	.500	.333	1
	Wilmington	.208	7	24	2	5	1	0	0	1	0	0	1	0	3	0	0	.240	.250	3
	Surprise@	.400	2	5	0	2	0	0	0	1	0	0	1	0	0	2	0	.500	.400	1
	Idaho Falls@	.378	9	37	7	14	2	0	0	7	0	0	0	2	3	1	1	.410	.432	3
2017	Lexington	.283	24	92	19	26	10	0	2	11	0	1	1	5	8	2	0	.323	.457	2
	Northwest Arkansas	.310	64	216	22	67	9	0	2	25	1	2	9	17	26	8	2	.381	.380	6
2018	Omaha	.333	14	39	4	13	4	0	3	6	0	0	0	1	5	0	0	.350	.667	2
	Northwest Arkansas	.239	80	280	40	67	10	0	8	37	1	3	8	12	64	7	1	.287	.361	3
<b>Minor League Totals</b>		<b>.287</b>	<b>244</b>	<b>851</b>	<b>126</b>	<b>244</b>	<b>47</b>	<b>0</b>	<b>19</b>	<b>117</b>	<b>4</b>	<b>8</b>	<b>23</b>	<b>53</b>	<b>128</b>	<b>22</b>	<b>4</b>	<b>.342</b>	<b>.409</b>	<b>23</b>

@ - Minor League injury rehab

## CAREER TRANSACTIONS

2015 Selected by the Kansas City Royals in the 14th round of the First-Year Player Draft...signed by Bobby Gandolfo

**#67 SAMIR DUEÑEZ**  
INFIELDERBATS  
LEFTTHROWS  
RIGHTHEIGHT  
6-1WEIGHT  
230

BORN: JUNE 11, 1996 | 22 | MACUTO, VENEZUELA

SIGNED: MINOR LEAGUE FREE AGENT | DEC. 17, 2018

MLB SERVICE: 0 DAYS

**2018 SEASON**

- ⚡ Limited to 80 games with Northwest Arkansas (AA), batting .282/.357/.463 (81-for-287) with 18 doubles, two triples, 10 homers and 60 RBI.
- ⚡ Missed nearly two full months of action, going on the disabled list (right wrist injury) on May 17...reinstated on July 16, after a seven-game rehab assignment with Surprise (Rookie).
- ⚡ Ranked second among Double-A players in RBI (41) from the time of his reinstatement to the end of the year, trailing only Bowie's Adelin Rodriguez (46)...hit .303/.392/.473 (50-for-165) with 11 doubles, a triple and

five homers over his final 48 games.

- ⚡ Hit .340/.408/.510 (34-for-100) with runners in scoring position, while he hit .317/.381/.538 (46-for-145) with runners on base overall.
- ⚡ Collected a season-high four hits, going 4-for-4 with a double and a homer on Aug. 24 vs. Springfield...also had a season-high four RBI vs. Springfield on Aug. 2.
- ⚡ Played in 17 games for La Guaira in the Venezuelan Winter League, batting .224 (13-for-58) with two doubles, a triple, two homers and six RBI.

**HONORS AND AWARDS**

- ⚡ 2017 Texas League midseason All-Star
- ⚡ 2016 Wilmington Player of the Year
- ⚡ 2013 Surprise Player of the Year
- ⚡ 2013 Arizona League postseason All-Star

**CAREER HIGHLIGHTS**

- ⚡ Non-tendered by the Royals on Nov. 30, but re-signed as a minor league free agent on Dec. 17.
- ⚡ **2017:** Played the whole year at Northwest Arkansas, where he hit .252 (132-for-523) with a career-high 17 home runs...ranked among the Texas League leaders in at-bats (second), games (132, third) and RBI (75, third).
- ⚡ Started at first base for the North Division at the annual Texas League All-Star Game in Frisco, Texas.
- ⚡ Established a career-high with five RBI in a 10-3 win vs. Tulsa on April 23...also had three games with four hits, including on Aug. 2 vs. Arkansas, when he finished a triple shy of hitting for the cycle.
- ⚡ Recorded his second career multi-homer game on Aug. 5 at Springfield, hitting a two-run shot and a solo dinger.
- ⚡ **2016:** Named Wilmington (A+) Player of the Year, batting .300/.363/.479 (64-for-213) with seven homers and 42 RBI in 56 games for the Blue Rocks.
- ⚡ Led all Royals farmhands with a career-best 100 RBI combined with stops at Lexington (A), Wilmington and Northwest Arkansas (AA)...became the first KC minor leaguer to collect 100+ RBI in a season since Wil Myers (109) in 2012.
- ⚡ Set a career-high with 26 steals in 30 chances (86.7%).
- ⚡ **2015:** Spent the entire year at Lexington, making starts at first base (38), left field (47) and as the DH (15).
- ⚡ Recorded a career-high five hits on Aug. 3 vs. Augusta, going 5-for-6 with a double and two runs scored in a 16-14 defeat.
- ⚡ **2014:** Rated as the No. 17 prospect in the Pioneer League, according to *Baseball America*.
- ⚡ **2013:** Earned Surprise (Rookie) Player of the Year honors as well as a Arizona League postseason All-Star, batting .294/.337/.380 (55-for-187) in 47 games.

**MISCELLANEOUS NOTES**

- ⚡ Full name is **Samir Yarin Dueñez**...last name is pronounced dwen-yez...resides in Catia La Mar, Venezuela.

**CAREER TRANSACTIONS**

- 2012 Signed by the Kansas City Royals as a non-drafted free agent, July 7...signed by Alberto Garcia, Richard Castro and Orlando Estevez
- 2018 Signed by the Kansas City Royals as a minor league free agent, Dec. 17



**CAREER BATTING**

YEAR	CLUB	AVG	G	AB	R	H	2B	3B	HR	RBI	SAC	SF	HP	BB	SO	SB	CS	OBP	SLG	E
2013	Surprise	.294	47	187	26	55	12	2	0	19	0	0	0	12	27	6	4	.337	.380	8
2014	Lexington	.232	41	142	12	33	9	2	0	9	0	0	0	7	19	2	1	.268	.324	5
	Idaho Falls	.304	39	135	16	41	7	1	1	27	2	2	0	10	20	4	2	.347	.393	5
2015	Lexington	.266	101	361	47	96	13	4	1	37	7	2	2	24	33	11	5	.314	.352	14
2016	Lexington	.272	68	265	30	72	15	3	6	49	0	3	2	15	40	14	2	.312	.419	7
	Wilmington	.300	56	213	30	64	13	2	7	42	1	0	2	19	34	10	2	.363	.479	6
	Northwest Arkansas	.278	14	54	4	15	5	0	0	9	0	0	0	5	12	2	0	.339	.370	0
2017	Northwest Arkansas	.252	132	523	65	132	23	2	17	75	0	3	3	37	116	10	3	.304	.402	10
2018	Northwest Arkansas	.282	80	287	44	81	18	2	10	60	0	5	1	35	68	5	0	.357	.463	6
	Surprise@	.238	7	21	1	5	2	0	1	4	0	1	0	2	7	1	0	.292	.476	0
<b>Minor League Totals</b>		<b>.271</b>	<b>585</b>	<b>2188</b>	<b>275</b>	<b>594</b>	<b>117</b>	<b>18</b>	<b>43</b>	<b>331</b>	<b>10</b>	<b>16</b>	<b>10</b>	<b>166</b>	<b>376</b>	<b>65</b>	<b>19</b>	<b>.324</b>	<b>.400</b>	<b>61</b>

@ - Minor League injury rehab

**ROYALS WIN-LOSS BREAKDOWN**

	Home		Road		Totals			
	2018	All-Time	2018	All-Time	2018	All-Time	2018	All-Time
vs. RHP	23-34	1472-1307	16-40	1253-1529	39-74	2725-2836		
vs. LHP	9-15	589-600	10-15	513-675	19-30	1117-1283		
	Extra Innings		1-Run Games		Shutouts		Doubleheaders	
	2018	All-Time	2018	All-Time	2018	All-Time	2018	All-Time
	W-L	W-L	W-L	W-L	W-L	W-L	W-L-T	W-L-T
Baltimore	0-0	18-25	1-0	69-92	0-0	28-29	0-0-0	1-4-6
Boston	1-0	20-17	1-1	68-60	0-0	27-31	0-0-0	4-3-12
Chicago White Sox	1-2	43-35	2-2	128-114	1-1	35-51	0-0-0	8-2-11
Cleveland	1-0	22-28	4-3	93-104	1-0	44-39	0-0-0	4-7-9
Detroit	0-1	31-22	5-4	104-95	1-0	36-32	0-0-0	6-2-9
Houston	0-1	3-2	1-1	6-7	1-0	4-5	0-0-0	0-0-0
Los Angeles Angels	0-0	25-20	0-3	74-88	1-1	52-38	0-0-0	10-8-4
Minnesota	1-0	32-46	2-1	112-110	0-0	37-40	0-0-0	5-4-11
New York Yankees	0-0	17-20	0-1	57-80	0-0	29-26	0-0-0	1-7-4
Oakland	0-0	32-24	1-1	75-99	1-1	38-45	0-0-0	6-7-11
Seattle	0-0	19-11	0-1	62-49	1-1	22-29	0-0-0	0-2-6
Tampa Bay	0-0	10-3	0-4	21-25	0-1	9-13	0-0-0	0-0-0
Texas*	0-1	27-23	0-2	80-93	0-0	30-29	0-0-0	9-2-5
Toronto	0-1	20-15	0-3	57-62	0-0	19-29	0-1-0	3-1-1
Arizona	0-0	1-3	0-0	4-5	0-0	1-2	0-0-0	0-0-0
Atlanta	0-0	2-0	0-0	2-3	0-0	1-1	0-0-0	0-0-0
Chicago Cubs	0-0	1-2	0-0	3-6	1-1	1-2	0-0-0	0-0-0
Cincinnati	0-1	2-2	1-0	4-1	0-1	2-2	0-0-0	0-1-0
Colorado	0-0	1-0	0-0	2-2	0-0	0-2	0-0-0	1-0-0
Los Angeles Dodgers	0-0	0-1	0-0	2-3	0-0	0-1	0-0-0	0-0-0
Miami	0-0	0-2	0-0	3-2	0-0	2-2	0-0-0	0-0-0
Milwaukee+	0-0	20-18	1-0	79-56	0-0	22-21	0-0-0	11-2-9
New York Mets	0-0	1-1	0-0	3-4	0-0	0-1	0-0-0	0-0-0
Philadelphia	0-0	0-0	0-0	1-2	0-0	0-1	0-0-0	0-0-0
Pittsburgh	0-1	3-2	0-3	3-6	0-0	0-2	0-0-0	0-0-0
San Diego	0-0	1-2	0-0	0-3	0-0	1-0	0-0-0	0-0-0
St. Louis	1-0	6-5	0-0	13-10	0-2	3-8	0-0-0	0-0-0
San Francisco	0-0	0-1	0-0	2-1	0-0	2-0	0-0-0	0-0-0
Washington#	0-0	0-1	0-0	2-5	0-0	1-2	0-0-0	0-1-0
<b>Totals</b>	<b>5-8</b>	<b>357-330</b>	<b>19-30</b>	<b>1,129-1,188</b>	<b>8-9</b>	<b>448-483</b>	<b>0-1-0</b>	<b>69-53-98</b>

Including: \* - As Washington Senators (1969-71) + - As Seattle Pilots (1969) # - As Montreal Expos (2002, 2004)



#76 **XAVIER FERNÁNDEZ**  
C A T C H E R

BATS  
RIGHT

THROWS  
RIGHT

HEIGHT  
5-11

WEIGHT  
250

BORN: JULY 15, 1995 | 23 | SAN JUAN, P.R.

SELECTED: 11TH ROUND | 2013 DRAFT

MLB SERVICE: 0 DAYS

**2018 SEASON**

- Split the year between Wilmington (A+) and Northwest Arkansas (AA), playing 36 games at each, while batting a combined .287/.335/.445 (73-for-254) with 21 doubles, two triples and five homers.
- After opening the year with the Blue Rocks, was promoted to Double-A on June 16 and batted .328/.382/.504 (39-for-119) with eight doubles, two triples, three homers and 21 runs scored with the Naturals...that included batted .362 (25-for-69) over his last 20 games of the season.
- Between his two stops, batted .360 (32-for-89) with 18

extra-base hits (.629 SLG) vs. left-handed pitching.

- Matched a career high with four hits on Sept. 1, going 4-for-4 with two doubles and three runs scored vs. Arkansas...it marked his first four-hit affair since 2013 with Surprise.
- Threw out 20 of 54 would-be basestealers (37.0 percent) between his two stops.
- Played in 13 games for Mayaguez in the Puerto Rican Winter League.

**HONORS AND AWARDS**

- 2015 *Baseball America* Rookie All-Star
- 2015 Burlington Player of the Year

**CAREER HIGHLIGHTS**

- 2017:** Missed the entire season recovering from right elbow surgery.
- 2016:** Set career highs in games (92), hits (85), home runs (9) and RBI (42), spending the entire year at Lexington (A)...also threw out 44 of 120 would-be basestealers (36.7 percent), while posting a .987 fielding percentage.
- 2015:** Named an Appalachian League Rookie All-Star by *Baseball America*, hitting a combined .327/.401/.491 (52-for-159) in 47 games between Burlington (Rookie) and Idaho Falls (Rookie).
- Earned the league's Player of the Week honor, batting .471 (8-for-17) with a double, two homers and five RBI in five games between Aug. 17-23.
- 2013:** Batted .316/.375/.354 (25-for-79) with three doubles and 14 RBI in 21 games with Surprise (Rookie), in his first professional season...his average would have ranked 10th in the Arizona League had he reached the minimum number of at-bats.

**MISCELLANEOUS NOTES**

- Full name is **Xavier Antonio Fernández**...resides in Guaynabo, Puerto Rico in the offseason.
- Graduated from the Puerto Rican Baseball Academy in 2012...named MVP of the Torneo de Excelencia showcase.

**CAREER BATTING**

YEAR	CLUB	AVG	G	AB	R	H	2B	3B	HR	RBI	SAC	SF	HP	BB	SO	SB	CS	OBP	SLG	E
2013	Surprise	.316	21	79	9	25	3	0	0	14	1	1	0	8	11	0	3	.375	.354	5
2014	Burlington	.152	26	79	5	12	5	0	0	2	1	0	1	8	12	0	0	.239	.215	7
2015	Burlington	.329	42	140	21	46	10	1	4	27	0	2	7	10	19	0	0	.396	.500	5
	Idaho Falls	.316	5	19	3	6	2	0	0	3	0	0	0	4	4	0	0	.435	.421	1
2016	Lexington	.259	92	328	37	85	15	0	9	42	1	3	1	30	51	1	0	.320	.387	8
2017	Injured - Did Not Play																			
2018	Wilmington	.252	36	135	12	34	13	0	2	10	0	1	1	7	19	1	1	.292	.393	5
	Northwest Arkansas	.328	36	119	21	39	8	2	3	14	0	1	1	10	17	2	2	.382	.504	2
<b>Minor League Totals</b>		<b>.275</b>	<b>.258</b>	<b>.899</b>	<b>108</b>	<b>247</b>	<b>56</b>	<b>3</b>	<b>18</b>	<b>112</b>	<b>3</b>	<b>8</b>	<b>11</b>	<b>77</b>	<b>133</b>	<b>4</b>	<b>6</b>	<b>.337</b>	<b>.404</b>	<b>33</b>

**CAREER TRANSACTIONS**

2013 Selected by the Kansas City Royals in the 11th round of the First-Year Player Draft...signed by Johnny Ramos



**#47 JECKSSON FLORES**  
INF I E L D E R

<b>BATS</b> RIGHT	<b>THROWS</b> RIGHT	<b>HEIGHT</b> 5-11	<b>WEIGHT</b> 160
<b>BORN: OCT. 28, 1993   25   CIUDAD BOLIVAR, VENEZUELA</b>			

SIGNED: **NON-DRAFTED FREE AGENT | JULY 21, 2010**

MLB SERVICE: **0 DAYS**

**2018 SEASON**

- Won the Texas League batting title, hitting .314 (144-for-459), becoming the first Northwest Arkansas (AA) player to do that since Clint Robinson won the league's Triple Crown in 2010.
- Named Northwest Arkansas Player of the Year, a Texas League midseason All-Star and a MiLB.com Organization All-Star...went 2-for-2 with a run scored at the Texas League All-Star Game, starting at third base.
- Along with leading the league in batting, ranked tied for third in doubles (31), fifth in hits, tied for fifth in stolen bases (27) and sixth in runs scored (74).
- Batted .367 (33-for-90) with seven doubles, four homers and 17 runs scored during the month of June...hit safely in 23 of 24 games during the month.
- Had four hitting streaks of 12 games or more, including a career-best 17-game run from June 15-July 6...hit safely in 102 of his 122 contests overall, while he had a hit in 32 of 33 games between May 29-July 6.
- Set a career high with six RBI on Aug. 29 at Tulsa, going 3-for-4 with a pair of doubles...also had a game with four RBI on April 14 at Corpus Christi, topping his previous career-high of three.

**HONORS AND AWARDS**

2018 MiLB.com Organization All-Star

2018 Texas League midseason All-Star

**CAREER HIGHLIGHTS**

- 2017:** Spent the year at Wilmington (A+), leading the Carolina League in sacrifices (21)...batted .257/.314/.342 (78-for-304) with 14 doubles, three triples, two homers and 21 RBI.
- Saw action at five different positions, including his professional debut on the mound on June 9, tossing 0.2 innings vs. Buies Creek.
- 2016:** Played the entire year with Lexington (A), batting .205/.272/.309 (53-for-259)...tied for 19th in the South Atlantic League with 21 stolen bases.
- 2015:** Batted .305 (43-for-141) in his second full season at Idaho Falls (Rookie)...ranked 10th in the league with 15 stolen bases.
- 2013:** Ranked among the Arizona League leaders in walks (23, tied for eighth) and stolen bases (13, tied for 10th)...batted .246/.351/.275 (35-for-142) in his first domestic season.
- 2012:** Finished among the Dominican Summer League leaders in runs scored (55, tied for third) and walks (42, tied for 10th).

**MISCELLANEOUS NOTES**

- Full name is **Jecksson Jose Flores**...resides in Ciudad Bolivar, Venezuela during the offseason.

**CAREER BATTING**

YEAR	CLUB	AVG	G	AB	R	H	2B	3B	HR	RBI	SAC	SF	HP	BB	SO	SB	CS	OBP	SLG	E
2011	Dominican Royals	.238	46	143	25	34	3	0	0	15	5	2	3	27	20	10	7	.366	.259	6
2012	Dominican Royals	.224	65	228	55	51	9	1	0	24	8	2	11	42	37	13	9	.367	.272	20
2013	Surprise	.246	39	142	25	35	4	0	0	17	5	2	1	23	25	13	3	.351	.275	14
2014	Idaho Falls	.244	49	160	20	39	7	3	0	16	2	2	1	10	18	6	4	.289	.325	4
2015	Idaho Falls	.305	42	141	29	43	9	1	1	15	3	0	3	15	19	15	5	.384	.404	12
2016	Lexington	.205	85	259	35	53	11	2	4	27	11	3	9	16	38	21	4	.272	.309	13
2017	Wilmington	.257	96	304	31	78	14	3	2	21	21	3	3	24	63	7	5	.314	.342	11
2018	Northwest Arkansas	.314	122	459	74	144	31	3	7	52	10	2	7	30	72	27	7	.363	.440	15
<b>Minor League Totals</b>		<b>.260</b>	<b>544</b>	<b>1836</b>	<b>294</b>	<b>477</b>	<b>88</b>	<b>13</b>	<b>14</b>	<b>187</b>	<b>65</b>	<b>16</b>	<b>38</b>	<b>187</b>	<b>292</b>	<b>112</b>	<b>44</b>	<b>.338</b>	<b>.345</b>	<b>95</b>

**CAREER TRANSACTIONS**

2010 Signed by the Kansas City Royals as a non-drafted free agent, July 21...signed by Joelvis Gonzalez and Richard Castro



**#60 FOSTER GRIFFIN**  
LEFT-HANDED PITCHER

**BATS  
RIGHT**

**THROWS  
LEFT**

**HEIGHT  
6-3**

**WEIGHT  
220**

**BORN: JULY 27, 1995 | 23 | ORLANDO, FLA.**

**SELECTED: FIRST ROUND (28TH) | 2014 DRAFT**

**MLB SERVICE: 0 DAYS**

**2018 SEASON**

- Spent the entire year with Northwest Arkansas (AA), going 10-12 with a 5.13 ERA (87 ER in 152.2 IP) in 28 outings (26 starts)...led the Texas League in innings, while finishing tied for first in starts, tied for third in wins and ranked fourth in strikeouts (117).
- Selected a mid-season All-Star, but did not pitch in the

- Texas League All-Star Game.
- Had both a seven-start win streak (July 19-Aug. 24) and a six-start losing streak (June 16-July 14).
- Allowed three runs or fewer in 11 of his last 12 outings, from July 3-on, pitching to a 3.51 ERA (26 ER in 66.2).

**HONORS AND AWARDS**

- 2018 Texas League midseason All-Star
- 2017 Paul Splittorff Minor League Pitcher of the Year
- 2017 Northwest Arkansas Pitcher of the Year
- 2017 MiLB.com Organization All-Star
- 2017 Sirius XM All-Star Futures Game participant (US)
- 2017 Carolina League midseason All-Star

**CAREER HIGHLIGHTS**

- 2017:** Tabbed the Paul Splittorff Royals Minor League Pitcher of the Year, Northwest Arkansas Pitcher of the Year as well as an MiLB.com Organization All-Star, combining to go 15-7 with a 3.35 ERA (60 ER in 161.1 IP) in 28 starts at Wilmington (A) and Northwest Arkansas (AA).
- Selected to the SiriusXM All-Star Futures Game in Miami...tossed 0.2 innings, collecting one strikeout...also named a Carolina League All-Star, but did not pitch in the annual game due to his promotion to Double-A.
- His win total was the highest by a Royals' minor leaguer since Jake Odorizzi also won 15 games in 2012.
- Promoted to Northwest Arkansas for the first time on May 29...tied for second in the Texas League in wins (11), while his ERA (3.61) and WHIP (1.36) would have both

- ranked in the top 10 if he had enough innings to qualify.
- Selected Texas League Pitcher of the Week on June 25...in his two starts during the previous week, went 2-0 with a 0.71 ERA (1 ER in 12.2 IP) with three walks and 12 strikeouts.
- Won six-straight decisions in seven starts between June 9-July 12...during that stretch, posted a 2.45 ERA (11 ER in 40.1 IP) with 10 walks and 39 strikeouts.
- Selected as the No. 6 prospect in the Royals' organization by MLB.com and the ninth-best prospect by *Baseball America* following the season.
- 2014:** Tabbed the No. 7 prospect in the Royals' organization by *Baseball America* following the season...also named the fourth-best prospect in the Appalachian League.

**MISCELLANEOUS NOTES**

- Full name is **Fred Foster Griffin**...resides in Orlando, Fla., with wife, Gabrielle.
- Graduated from The First Academy in Orlando in 2014...posted a 1.55 ERA and 99 strikeouts in 58.2

- innings during his senior season.
- Bypassed a baseball scholarship from the University of Mississippi when he signed with the Royals.

**CAREER PITCHING**

YEAR	CLUB	W-L	ERA	G	GS	CG	SHO	SV	IP	H	R	ER	HR	HB	BB	SO	WP	BK	AVG
2014	Burlington	0-2	3.21	11	11	0	0	0	28.0	19	10	10	2	1	12	19	4	0	.186
2015	Lexington	4-6	5.44	22	22	0	0	0	102.2	123	73	62	8	3	35	71	12	1	.296
2016	Lexington	1-4	3.38	7	7	0	0	0	37.1	35	25	14	3	0	9	29	2	1	.243
	Wilmington	5-10	6.23	20	20	0	0	0	95.1	130	79	66	9	6	43	76	10	0	.330
2017	Wilmington	4-2	2.86	10	10	0	0	0	56.2	43	19	18	2	1	20	60	6	0	.210
	Northwest Arkansas	11-5	3.61	18	18	0	0	0	104.2	108	46	42	11	1	34	81	1	0	.271
2018	Northwest Arkansas	10-12	5.13	28	26	0	0	0	152.2	197	94	87	20	0	40	117	7	0	.315
<b>Minor League Totals</b>		<b>35-41</b>	<b>4.66</b>	<b>116</b>	<b>114</b>	<b>0</b>	<b>0</b>	<b>0</b>	<b>577.1</b>	<b>655</b>	<b>346</b>	<b>299</b>	<b>55</b>	<b>12</b>	<b>193</b>	<b>453</b>	<b>42</b>	<b>2</b>	<b>.287</b>

**CAREER TRANSACTIONS**

- 2014** Selected by the Kansas City Royals in the first round (28th overall) of the First-Year Player Draft...signed by Jim Buckley





**#16 ELIER HERNANDEZ**  
O U T F I E L D E R

**BATS  
RIGHT**

**THROWS  
RIGHT**

**HEIGHT  
6-3**

**WEIGHT  
220**

**BORN: NOV. 21, 1994 | 24 | SAN CRISTOBAL, D.R.**

**SIGNED: NON-DRAFTED FREE AGENT | JULY 2, 2011**

**MLB SERVICE: 0 DAYS**

**2018 SEASON**

- 👑 Opened the season with Northwest Arkansas (AA), but was promoted to Omaha (AAA) on July 19 and played his last 40 games with the Storm Chasers...batted a combined .285/.330/.374 (138-for-484) with 30 doubles, two triples, three homers and 65 RBI in 131 games.
- 👑 Named a Texas League mid-season All-Star...came off the bench to play left field in the annual game at Midland.
- 👑 At the time of his promotion, ranked fifth in the Texas League in hits (102) and tied for sixth in doubles (22).
- 👑 Batted a combined .342 (81-for-237) in his 65 home games between Double-A and Triple-A...that included

- 23 of his 35 extra-base hits (.451 SLG).
- 👑 Also hit a combined .336 (38-for-113) with nine doubles and two homers (.469 SLG) against left-handed pitching.
- 👑 Named Texas League Player of the Week on May 27, after batting .500 (14-for-28) with five doubles, a triple, a homer and seven RBI the previous week.
- 👑 Matched a career-high with four hits in a game four times, including once with Omaha on Aug. 26, going 4-for-4 vs. Iowa...also went 4-for-4 with four runs scored and four RBI in a 10-9 win over Tulsa on May 12 (with Northwest Arkansas).

**HONORS AND AWARDS**

- 👑 2018 Texas League midseason All-Star
- 👑 2015 South Atlantic League midseason All-Star

**CAREER HIGHLIGHTS**

- 👑 **2017:** Opened the year at Wilmington (A+), but was promoted to Northwest Arkansas (AA) on May 11...suffered a season ending injury on June 4.
- 👑 Named Carolina League Player of the Week on May 7, after batting .448 (13-for-29) with five extra-base hits and eight RBI in six games.
- 👑 Batted .339/.391/.452 (21-for-62) in his 16 games with the Naturals, before suffering the injury.
- 👑 **2016:** Played in a career-high 134 games with Wilmington, which ranked second in the Carolina League...also tied for fourth in the league in at-bats (500).
- 👑 **2015:** Named a South Atlantic League mid-season All-Star, batting .281/.327/.411 (71-for-253) with Lexington prior to the break.
- 👑 **2014:** Spent the full season with Lexington...recorded three four-hit games, establishing his career high on July 1 vs. Greensboro, going 4-for-5 with four singles.
- 👑 **2013:** Led the Pioneer League in triples (8), ranked second in at-bats (289), hits (87), tied for fourth in total bases (127) and tied for fifth in games (66).
- 👑 Rated by *Baseball America* as the No. 11 prospect in the Pioneer League following the season.

**MISCELLANEOUS NOTES**

- 👑 Full name is **Elier Jose Hernandez**...resides in San Cristobal, Dominican Republic.

**CAREER BATTING**

YEAR	CLUB	AVG	G	AB	R	H	2B	3B	HR	RBI	SAC	SF	HP	BB	SO	SB	CS	OBP	SLG	E
2012	Idaho Falls	.208	60	250	30	52	10	4	0	34	1	0	2	14	66	2	0	.256	.280	11
2013	Idaho Falls	.301	66	289	44	87	15	*8	3	44	2	4	6	18	62	9	2	.350	.439	10
2014	Lexington	.264	111	420	54	111	19	4	9	34	3	3	4	16	99	5	5	.296	.393	4
2015	Lexington	.290	74	290	37	84	19	2	5	42	3	2	5	14	73	6	5	.331	.421	7
	Wilmington	.232	50	177	15	41	7	2	1	12	0	5	4	10	47	4	2	.281	.311	3
2016	Wilmington	.226	134	500	51	113	28	4	2	43	1	5	10	30	120	8	5	.281	.310	5
2017	Wilmington	.306	30	124	15	38	7	3	4	27	0	1	2	4	35	1	0	.336	.508	3
	Northwest Arkansas	.339	16	62	8	21	4	0	1	10	1	1	2	4	14	0	3	.391	.452	2
2018	Northwest Arkansas	.287	91	355	45	102	22	1	3	50	2	4	6	14	71	10	8	.322	.380	5
	Omaha	.279	40	129	13	36	8	1	0	15	1	2	1	14	37	0	1	.349	.357	1
<b>Minor League Totals</b>		<b>.264</b>	<b>672</b>	<b>2596</b>	<b>312</b>	<b>685</b>	<b>139</b>	<b>29</b>	<b>28</b>	<b>311</b>	<b>14</b>	<b>27</b>	<b>42</b>	<b>138</b>	<b>624</b>	<b>45</b>	<b>31</b>	<b>.309</b>	<b>.372</b>	<b>51</b>

\*-Led league

**CAREER TRANSACTIONS**

2011 Signed by the Kansas City Royals as a non-drafted free agent, July 2...signed by Edis Perez





**#74 JAKE KALISH**  
LEFT-HANDED PITCHER

**BATS  
SWITCH**

**THROWS  
LEFT**

**HEIGHT  
6-2**

**WEIGHT  
220**

**BORN: JULY 9, 1991 | 27 | RED BANK, N.J.**

**SELECTED: 32ND ROUND | 2015 DRAFT**

**MLB SERVICE: 0 DAYS**

**2018 SEASON**

- 👑 Split the season between Northwest Arkansas (AA) and Omaha (AAA), combining to go 8-8 with a 3.88 ERA (55 ER in 127.2 IP) with 21 walks and 124 strikeouts... opened the year with the Naturals and had two stints in Triple-A (May 28-June 13; June 26-end of the season).
- 👑 Named a MiLB.com Organization All-Star for the second time in his career (also 2016).
- 👑 His strikeout total led all Royals' minor league hurlers, while his ERA ranked fourth among qualifiers.
- 👑 For the year, went 7-7 with a 3.30 ERA (37 ER in 101.0 IP) in 18 combined starts, compared to a 1-1 mark and a 6.08 ERA (18 ER in 26.2 IP) in his 15 relief appearances.
- 👑 Tossed his first complete game shutout (7.0 IP) on July 2, blanking Nashville, 7-0...scattered seven hits and allowed one walk with four strikeouts for one of eight individual shutouts in the Pacific Coast League in 2018.
- 👑 Named PCL Pitcher of the Week on July 22, after tossing 7.0 scoreless innings in a 2-0 win at Nashville on July 18...fanned nine batters and allowed just two hits and one walk in the start.
- 👑 Set a career high with 10 strikeouts at Sacramento on July 24, in a 6-2 victory.
- 👑 Made eight starts for Gigantes del Cibao in the Dominican Winter League, going 1-3 with a 1.91 ERA (7 ER in 33.0 IP), while holding opponents to a .221 average.

**HONORS AND AWARDS**

👑 2018 MiLB.com Organization All-Star

👑 2016 MiLB.com Organization All-Star

**CAREER HIGHLIGHTS**

- 👑 **2017:** Went 2-8 despite a 3.24 ERA (38 ER in 105.2 IP) in 31 appearances (12 starts) between Wilmington (A), Northwest Arkansas and Omaha...his ERA led all Royals' minor league pitchers.
- 👑 Posted a 2.64 ERA (19 ER in 64.2 IP) in his 12 starts, compared to a 4.17 ERA (19 ER in 41.0 IP) in 19 relief outings.
- 👑 **2016:** Named an MiLB.com Organization All-Star, going 3-0 with three saves and a 2.45 ERA (13 ER in 47.2 IP) in 23 relief appearances between Lexington (A) and Wilmington.
- 👑 Held opponents to a .192 average overall (33-for-172), which included a .125 opponents' average (9-for-72) over his first 11 appearances (May 15-June 30) of the year.

**MISCELLANEOUS NOTES**

- 👑 Full name is **Jacob Louis Kalish**...resides in Leland, N.C., with wife, Allison.
- 👑 Graduated from Red Bank Regional High School (N.J.).
- 👑 Attended George Mason University, where he hit .301 in 39 games as a senior...set career highs in at bats (136), runs (19), hits (41), RBI (25) and walks (19)...also started 13 games on the mound and pitched to a 3.44 ERA.
- 👑 Older brother, Ryan, was selected by the Boston Red Sox in the 2006 First-Year Player Draft and played in parts of two seasons with the Red Sox (2010, 2012) and in seven games with the Chicago Cubs in 2012.

**CAREER PITCHING**

YEAR	CLUB	W-L	ERA	G	GS	CG	SHO	SV	IP	H	R	ER	HR	HB	BB	SO	WP	BK	AVG
2015	Surprise	0-2	5.40	4	0	0	0	0	5.0	5	3	3	0	1	2	6	0	1	.278
	Burlington	3-1	2.20	10	1	0	0	1	28.2	20	9	7	1	1	3	31	2	0	.189
2016	Lexington	0-0	2.38	5	0	0	0	1	11.1	6	3	3	0	0	1	13	0	1	.158
	Wilmington	3-0	2.48	18	0	0	0	2	36.1	27	12	10	3	4	10	35	5	0	.201
2017	Wilmington	1-1	1.93	10	0	0	0	1	18.2	13	4	4	0	0	6	23	1	0	.191
	Northwest Arkansas	0-7	3.77	18	9	0	0	0	71.2	83	32	30	4	4	17	49	2	1	.293
	Omaha	1-0	2.35	3	3	0	0	0	15.1	18	4	4	1	0	5	16	2	0	.305
2018	Northwest Arkansas	2-2	5.12	16	4	0	0	0	38.2	46	28	22	6	0	8	39	1	1	.279
	Omaha	6-6	3.34	17	14	1	1	0	89.0	94	35	33	3	8	13	85	0	0	.272
<b>Minor League Totals</b>		<b>16-19</b>	<b>3.32</b>	<b>101</b>	<b>31</b>	<b>1</b>	<b>1</b>	<b>5</b>	<b>314.2</b>	<b>312</b>	<b>130</b>	<b>116</b>	<b>18</b>	<b>18</b>	<b>65</b>	<b>297</b>	<b>13</b>	<b>4</b>	<b>.257</b>

**CAREER TRANSACTIONS**

2015 Selected by the Kansas City Royals in the 32nd round of the First-Year Player Draft...signed by Jim Farr



**#9 NICKY LOPEZ**  
INFIELDER

**BATS  
LEFT**

**THROWS  
RIGHT**

**HEIGHT  
5-11**

**WEIGHT  
175**

**BORN: MARCH 13, 1995 | 24 | NAPERVILLE, ILL.**

**SELECTED: FIFTH ROUND | 2016 DRAFT**

**MLB SERVICE: 0 DAYS**

**2018 SEASON**

- 👑 Split the year between Northwest Arkansas (AA) and Omaha (AAA), batting .308/.382/.417 (155-for-504) between the two stops...led all Royals farmhands in hits and walks (60) and ranked third in runs scored (75) and tied for fourth in triples (7).
- 👑 Named a Texas League mid-season All-Star, starting at shortstop and driving in the North's first run on a ground out...also tabbed a MiLB.com Organization All-Star.
- 👑 Between his two stops, batted .339 (42-for-124) against left-handed pitching...however, 25 of his 30 extra-base hits came against righties (.421 SLG).
- 👑 Hit for the cycle with Northwest Arkansas on June 21 at Tulsa, going 5-for-6 with four runs scored...became the first Natural to hit for the cycle since Bubba Starling did

- it on July 28, 2015.
- 👑 Hit safely in 12 of 13 contests between May 3-16, batting .464 (26-for-56) with two doubles and three triples...raised his season average from .239 to .326.
- 👑 Promoted to Omaha on June 28, reaching Triple-A for the first time...at the time of his promotion, ranked third among Double-A batters in hits (93), sixth in batting average (.331) and tied for seventh in triples (5).
- 👑 Batted .296/.400/.439 (29-for-98) in his first full month with the Storm Chasers (July), but finished the year hitting just .242 (29-for-120) over his final 30 games.
- 👑 Recorded his second five-hit game of the year on July 27 at Fresno, going 5-for-6 with a double and three runs scored.

**HONORS AND AWARDS**

- 👑 2018 Texas League midseason All-Star
- 👑 2018 MiLB.com Organization All-Star
- 👑 2017 Arizona Fall League All-Prospect Team "Rising Star"
- 👑 2017 Wilmington Player of the Year
- 👑 2017 Carolina League midseason All-Star
- 👑 2016 MiLB.com Organization All-Star
- 👑 2016 Appalachian League postseason All-Star

**CAREER HIGHLIGHTS**

- 👑 **2017:** Named Wilmington (A+) Player of the Year, spending time with the Blue Rocks and at Northwest Arkansas (AA)...combined to hit .279/.348/.356 (144-for-517) between the two stops.
- 👑 Selected to the Carolina League All-Star Game...started at shortstop for the North Division, going 1-for-2 with a run scored and a stolen base.
- 👑 Tied for third in the Carolina League in triples (7), despite playing just 70 games before his promotion to Double-A on June 26...would tied for second in the league in batting average (.295) and third in on-base percentage (.376) had he reached the minimum number of plate appearances.
- 👑 Played for the Surprise Saguaros in the Arizona Fall League...ranked second in the league in batting average (.383), collecting five doubles, two triples, two homers and 15 runs scored...named to the AFL All-Prospect Team as well as a "Rising Star".
- 👑 **2016:** Spent his first professional season at Burlington (Rookie), hitting .281/.393/.429 (65-for-231)...led the Appalachian League in runs scored (54), tied for the league lead in triples (5), while also ranking second in steals (24), tied for second in walks (35) and total bases (99).
- 👑 Named a MiLB.com Organization All-Star as well as an Appalachian League postseason All-Star.

**MISCELLANEOUS NOTES**

- 👑 **Nicholas Lopez** resides in Bolingbrook, Ill., during the offseason.
- 👑 Graduated from Naperville Central High School (Ill.).
- 👑 Attended Creighton University in Omaha, Neb...earned All-Big East Second Team honors as a junior, hitting .306 with 11 doubles, five triples, two homers and 11 stolen bases...became just the 11th player in program history to be selected in the top five rounds of the First-Year Player Draft.

**CAREER TRANSACTIONS**

2016 Selected by the Kansas City Royals in the fifth round of the First-Year Player Draft...signed by Matt Price

**CAREER BATTING**

YEAR	CLUB	AVG	G	AB	R	H	2B	3B	HR	RBI	SAC	SF	HP	BB	SO	SB	CS	OBP	SLG	E
2016	Burlington	.281	62	231	*54	65	6	+5	6	29	3	4	10	35	30	24	4	.393	.429	5
2017	Wilmington	.295	70	285	42	84	12	7	2	27	2	0	1	36	23	14	8	.376	.407	7
	Northwest Arkansas	.259	59	232	26	60	6	1	0	11	3	0	2	16	29	7	4	.312	.293	2
2018	Northwest Arkansas	.331	73	281	42	93	8	5	2	27	8	3	0	33	23	9	4	.397	.416	1
	Omaha	.278	57	223	33	62	6	2	7	26	3	0	3	27	29	6	2	.364	.417	4
<b>Minor League Totals</b>		<b>.291</b>	<b>321</b>	<b>1252</b>	<b>197</b>	<b>364</b>	<b>38</b>	<b>20</b>	<b>17</b>	<b>120</b>	<b>19</b>	<b>7</b>	<b>16</b>	<b>147</b>	<b>134</b>	<b>60</b>	<b>22</b>	<b>.371</b>	<b>.394</b>	<b>19</b>

\*-Led league; +-Tied for league lead

**ROYALS MONTH-BY-MONTH RECORD**

	1969	1970	1971	1972	1973	1974	1975	1976	1977	1978
April	9-10	7-12	11-11	6-8	13-8	8-11	11-9	5-7	11-8	14-5
May	12-15	12-15	12-11	7-16	14-15	17-11	16-11	20-10	10-15	11-14
June	10-18	7-19	15-12	18-9	15-15	12-14	14-14	19-10	17-12	13-17
July	11-18	12-19	14-16	15-16	18-10	14-14	15-14	17-12	18-8	20-8
August	10-17	13-16	18-12	14-14	14-12	18-13	16-12	17-14	20-11	13-16
September	15-15	14-15	15-14	15-13	14-14	8-20	19-11	12-16	25-5	20-10
October	2-0	0-1	-	1-2	-	0-2	-	0-3	1-1	1-0
<b>Totals</b>	<b>69-93</b>	<b>65-97</b>	<b>85-76</b>	<b>76-78</b>	<b>88-74</b>	<b>77-85</b>	<b>91-71</b>	<b>90-72</b>	<b>102-60</b>	<b>92-70</b>
	1979	1980	1981	1982	1983	1984	1985	1986	1987	1988
April	11-10	10-8	3-10	11-8	10-7	8-11	11-8	9-10	9-10	12-10
May	17-11	17-10	12-15	14-13	11-13	12-15	14-13	14-14	18-9	11-17
June	14-14	17-12	5-5	16-11	14-14	13-14	12-14	14-15	12-16	17-10
July	10-17	18-9	-	15-12	13-15	17-15	17-10	9-17	10-18	12-15
August	19-11	23-7	10-11	21-11	16-18	17-12	15-12	14-14	16-13	18-10
September	14-14	8-18	18-10	11-16	13-15	17-11	18-12	13-15	15-13	14-13
October	-	4-1	2-2	2-1	2-1	-	4-2	3-1	3-0	0-2
<b>Totals</b>	<b>85-77</b>	<b>97-65</b>	<b>50-53</b>	<b>90-72</b>	<b>79-83</b>	<b>84-78</b>	<b>91-71</b>	<b>76-86</b>	<b>83-79</b>	<b>84-77</b>
	1989	1990	1991	1992	1993	1994	1995	1996	1997	1998
March	-	-	-	-	-	-	-	-	-	1-0
April	16-8	6-12	8-11	3-17	9-14	9-11	2-2	9-18	11-12	11-15
May	14-13	14-14	13-14	14-14	16-9	16-13	14-13	15-12	12-16	9-17
June	14-12	11-16	12-15	15-12	13-15	15-13	15-10	10-17	13-13	15-13
July	13-14	17-12	16-10	13-14	16-12	18-10	10-18	14-13	8-19	12-15
August	21-8	17-12	18-11	14-14	15-14	6-4	17-13	14-15	11-18	16-13
September	14-14	10-18	14-15	12-16	13-13	-	12-17	13-11	12-16	8-16
October	0-1	0-2	1-4	1-3	2-1	-	0-1	-	-	-
<b>Totals</b>	<b>92-70</b>	<b>75-86</b>	<b>82-80</b>	<b>72-90</b>	<b>84-78</b>	<b>64-51</b>	<b>70-74</b>	<b>75-86</b>	<b>67-94</b>	<b>72-89</b>
	1999	2000	2001	2002	2003	2004	2005	2006	2007	2008
March	-	-	-	-	1-0	-	-	-	-	1-0
April	9-11	12-13	10-15	8-16	16-7	7-14	6-18	5-17	8-18	11-15
May	14-15	14-12	10-18	13-14	10-19	10-17	8-19	8-21	11-17	10-19
June	9-18	11-15	13-13	10-17	15-12	12-15	12-14	12-14	15-12	16-11
July	11-16	10-17	9-18	13-16	15-11	7-20	12-16	11-16	13-12	12-14
August	8-21	15-14	12-17	11-18	13-15	10-19	5-21	12-18	13-15	7-20
September	12-15	14-14	7-14	7-19	13-15	11-17	12-17	12-14	9-18	18-8
October	1-1	1-0	4-2	-	-	1-2	1-1	1-0	-	-
<b>Totals</b>	<b>64-97</b>	<b>77-85</b>	<b>65-97</b>	<b>62-100</b>	<b>83-79</b>	<b>58-104</b>	<b>56-106</b>	<b>62-100</b>	<b>69-93</b>	<b>75-87</b>
	2009	2010	2011	2012	2013	2014	2015	2016	2017	2018
March	-	-	0-1	-	-	0-1	-	-	-	0-2
April	12-10	9-14	14-12	6-15	14-10	14-11	15-7	12-11	7-16	7-19
May	11-17	12-17	10-17	15-13	8-20	12-17	14-12	17-11	15-14	13-15
June	10-16	13-14	9-18	14-13	16-11	17-10	15-11	13-14	17-9	5-21
July	7-19	10-15	13-14	7-19	15-10	12-13	17-11	7-19	16-10	8-16
August	10-19	12-16	10-19	17-11	16-15	19-10	19-9	20-9	10-18	10-18
September	15-13	10-17	15-10	12-17	16-10	15-11	11-17	12-15	15-14	15-13
October	0-3	1-2	-	1-2	-	-	4-0	0-2	0-1	-
<b>Totals</b>	<b>65-97</b>	<b>67-95</b>	<b>71-91</b>	<b>72-90</b>	<b>86-76</b>	<b>89-73</b>	<b>95-67</b>	<b>81-81</b>	<b>80-82</b>	<b>58-104</b>

**Totals by Month:** March 3-4; April 475-570; May 643-722; June 662-679; July 637-702; August 720-700; September 658-695; October 44-47; Total 3842-4062

**Bold** - denotes most wins in a month





**#55 RICHARD LOVELADY**  
LEFT - H A N D E D P I T C H E R

**BATS  
LEFT**

**THROWS  
LEFT**

**HEIGHT  
6-0**

**WEIGHT  
180**

**BORN: JULY 7, 1995 | 23 | HINESVILLE, GA.**

**SELECTED: 10TH ROUND | 2016 DRAFT**

**MLB SERVICE: 0 DAYS**

**2018 SEASON**

- Named Omaha (AAA) Pitcher of the Year, his second-straight pitcher of the year award, also winning in Wilmington (A+) in 2017.
- Spent the entire year with the Storm Chasers, going 3-3 with nine saves and a 2.47 ERA (20 ER in 73.0 IP) in a career-high 46 relief appearances.
- Ranked second among Pacific Coast League relievers with a .204 opponents' average (53-for-260), which included holding opponents to a .147 average (14-for-94) after the All-Star break.
- Allowed just three home runs the entire season (0.37 HR/9), including a 41.0-inning homerless streak over his

- final 24 outings (June 14-end of season).
- Held left-handed batters to a .157/.224/.258 (14-for-89) slashline, with just six extra-base hits (4 doubles, 1 triple, 1 homer).
- During a 14-game stretch (June 14-Aug. 2), allowed one earned run over 27.0 innings (0.33 ERA)...held opponents to a .148 batting average (13-for-88) in that period.
- Recorded six outs or more in 22 of his 46 outings, including in four of his nine saves.
- Finished the year as the club's No. 13 prospect according to MLB.com Pipeline.

**HONORS AND AWARDS**

- 2018 Omaha Pitcher of the Year
- 2017 Wilmington Pitcher of the Year
- 2017 MiLB.com Organization All-Star
- 2017 Carolina League midseason All-Star

**CAREER HIGHLIGHTS**

- 2017:** Split the season between Wilmington (A) and Northwest Arkansas (AA), making 21 appearances at each stop...combined to go 4-2 with a 1.62 ERA (12 ER in 66.2 IP) with 10 saves in 14 chances.
- Named Wilmington Pitcher of the Year as well as a MiLB.com Organization All-Star...also selected to the Carolina League All-Star Game, tossing a scoreless eighth inning for the North Division.
- Made 15 consecutive scoreless appearances (May 7-June 30), which spanned 25.1 innings...did not allow an

- earned run over 19-straight outings (May 7-July 14).
- Between his two stops, held left-handed batters to a .184 average (14-for-76) with just three extra-base hits (all doubles).
- 2016:** Made his professional debut with Surprise (Rookie), going 2-0 with a 1.74 ERA (2 ER in 10.1 IP) with three saves in his first eight outings.
- Promoted to Idaho Falls (Rookie) on July 28...did not allow an earned run over his first seven appearances, spanning 8.0 innings.

**MISCELLANEOUS NOTES**

- Full name is **Richard Tyler Lovelady**...resides in Midway, Ga., during the offseason.
- Graduated from First Presbyterian High School in Macon, Ga., in 2013.
- Attended both East Georgia College (2014-15) and Kennesaw State University (2016)...in his lone season at KSU, went 4-2 with a 2.96 ERA and 52 strikeouts in 45.2 innings...his 37 appearances were the second-most in program history.

**CAREER PITCHING**

YEAR	CLUB	W-L	ERA	G	GS	CG	SHO	SV	IP	H	R	ER	HR	HB	BB	SO	WP	BK	AVG
2016	Surprise	2-0	1.74	8	0	0	0	3	10.1	4	5	2	0	0	2	14	1	0	.111
	Idaho Falls	0-1	1.84	13	0	0	0	6	14.2	10	4	3	0	1	7	16	2	0	.200
2017	Wilmington	1-0	1.08	21	0	0	0	7	33.1	18	5	4	0	2	4	41	2	1	.154
	Northwest Arkansas	3-2	2.16	21	0	0	0	3	33.1	28	12	8	1	0	13	36	1	1	.228
2018	Omaha	3-3	2.47	46	0	0	0	9	73.0	53	24	20	3	2	21	71	1	0	.204
<b>Minor League Totals</b>		<b>9-6</b>	<b>2.02</b>	<b>109</b>	<b>0</b>	<b>0</b>	<b>0</b>	<b>28</b>	<b>164.2</b>	<b>113</b>	<b>50</b>	<b>37</b>	<b>4</b>	<b>5</b>	<b>47</b>	<b>178</b>	<b>7</b>	<b>2</b>	<b>.193</b>

**CAREER TRANSACTIONS**

2016 Selected by the Kansas City Royals in the 10th round of the First-Year Player Draft...signed by Tim Osborne



**#77 ZACH LOVVORN**  
RIGHT-HANDED PITCHER

BATS  
RIGHT

THROWS  
RIGHT

HEIGHT  
6-2

WEIGHT  
220

BORN: MAY 26, 1994 | 24 | ANNISTON, ALA.

SELECTED: SIXTH ROUND | 2012 DRAFT

MLB SERVICE: 0 DAYS

**2018 SEASON**

- 👑 Split the year between Northwest Arkansas (AA) and Omaha (AAA), going 6-9 with a 5.20 ERA (83 ER in 143.2 IP) in 27 appearances (24 starts) combined.
- 👑 Named a Texas League mid-season All-Star...allowed a run on two hits in the fifth inning at the annual game.
- 👑 Made a spot start with the Storm Chasers on April 19 – a 6-2 loss to Memphis in his Triple-A debut – before being promoted on July 5 for the remainder of the season.
- 👑 Won three-straight decisions over a four-start span (May 11-26), which included a season-high 7.0 innings in a 6-1 victory over Midland on May 26.
- 👑 Recorded a season-high eight strikeouts over 5.2 innings out of the bullpen on Aug. 24 vs. Iowa...scattered four hits and allowed no runs in his relief stint.
- 👑 Dropped five-straight starts (July 12-Aug. 4) with Omaha, but recorded a save (Aug. 30 vs. Colorado Springs) and a win (6-5, Sept. 3 at New Orleans) in his last two outings of the season.
- 👑 Made five starts for the Gigantes del Cibao in the Dominican Winter League.

**HONORS AND AWARDS**

- 👑 2018 Texas League midseason All-Star
- 👑 2016 Wilmington Pitcher of the Year
- 👑 2015 South Atlantic League midseason All-Star

**CAREER HIGHLIGHTS**

- 👑 **2017:** Spent the whole season with Northwest Arkansas, going 4-9 with a 4.83 ERA (63 ER in 117.1 IP) in 31 appearances (18 starts)...tied for eighth in the Texas League in losses and tied for 14th in strikeouts (93).
- 👑 Set a career-high with nine strikeouts in 7.0 innings on May 5 at Springfield, however he suffered a 4-3 loss, allowing four runs on eight hits.
- 👑 **2016:** Named Wilmington (A+) Pitcher of the Year, ranking sixth in the Carolina League in ERA (3.95)...suffered 15 losses, which tied for second-most among minor league pitchers.
- 👑 Dropped his first 10 decisions of the year, before earning his first victory on July 8 with 6.0 shutout innings vs. Myrtle Beach in a 1-0 triumph.
- 👑 **2015:** Split season between Lexington (A) and Wilmington (A+), combining to go 9-11 with a 4.07 ERA (62 ER in 137.0 IP)...ranked tied for third in wins among Royals' farmhands, while his ERA was 10th among qualifying hurlers.
- 👑 Named a South Atlantic League mid-season All-Star.

**MISCELLANEOUS NOTES**

- 👑 Full name is **Zachary David Lovvorn**...resides in Oxford, Ala., with wife, Savannah.
- 👑 Bypassed a scholarship offer from Samford University when he signed with Kansas City.
- 👑 Graduated from Oxford (Ala.) High School...went 5-2 with a 2.20 ERA and 75 strikeouts in 55.0 innings to help his school win the 6A State Championship.
- 👑 Father, Mike, played college baseball at both Southern Union Junior College (Ala.) and Jacksonville State University.

**CAREER PITCHING**

YEAR	CLUB	W-L	ERA	G	GS	CG	SHO	SV	IP	H	R	ER	HR	HB	BB	SO	WP	BK	AVG
2012	Surprise	0-3	8.34	14	8	0	0	0	49.2	64	50	46	3	11	27	39	10	1	.312
2013	Burlington	2-3	3.74	11	11	0	0	0	53.0	50	24	22	2	4	21	36	7	0	.258
2014	Idaho Falls	3-6	5.00	14	6	0	0	1	66.2	83	44	37	3	7	15	56	12	3	.303
2015	Lexington	5-6	4.20	14	13	0	0	1	70.2	87	42	33	5	5	15	50	4	0	.302
	Wilmington	4-5	3.93	12	11	1	0	0	66.1	65	31	29	2	1	19	35	5	0	.258
2016	Wilmington	2-15	3.95	25	23	0	0	0	127.2	134	70	56	8	7	44	107	17	0	.270
2017	Northwest Arkansas	4-9	4.83	31	18	0	0	0	117.1	142	72	63	8	5	34	93	10	0	.298
2018	Northwest Arkansas	4-3	4.80	15	15	0	0	0	80.2	90	45	43	9	1	26	52	4	0	.290
	Omaha	2-6	5.71	12	9	0	0	1	63.0	70	41	40	5	4	23	30	3	0	.286
	Minor League Totals	26-56	4.78	148	114	1	0	3	695.0	785	419	369	45	45	224	498	72	4	.286

**CAREER TRANSACTIONS**

2012 Selected by the Kansas City Royals in the sixth round of the First-Year Player Draft...signed by Sean Gibbs



**#59 ANDRES MACHADO**  
RIGHT-HANDED PITCHER

**BATS**  
RIGHT

**THROWS**  
RIGHT

**HEIGHT**  
6-0

**WEIGHT**  
225

**BORN: APRIL 22, 1993 | 25 | CARABOBO, VENEZUELA**

**SIGNED: MINOR LEAGUE FREE AGENT | DEC. 4, 2018**

**MLB SERVICE: 31 DAYS**

**2018 SEASON**

- 👑 Opened the year at Omaha (AAA), but was sent to Northwest Arkansas (AA) on May 12 and finished the season with the Nationals...recalled by the Royals on July 28 to serve as the 26th man for the day-night doubleheader with the Yankees, but did not pitch in either game.
- 👑 Posted a 2-1 record with nine saves in 10 opportunities and a 2.15 ERA (7 ER in 29.1 IP) out of the bullpen, compared to a 0-6 mark and a 7.38 ERA (44 ER in 53.2 IP) in his 12 starts.
- 👑 Six of his seven appearances with Omaha were as a starter...after making six starts at Northwest Arkansas, pitched the remainder of the season out of the bullpen.
- 👑 Tied for sixth in the Texas League with his nine saves, eight of which came in a 12-appearance span (July 19-Aug. 25).
- 👑 Did not allow an earned run (1 UER) over his last 16 appearances (July 17-end of season), spanning 18.0 innings...held the opposition to a .153 batting average (10-for-65) in that span.

**CAREER HIGHLIGHTS**

- 👑 **2017:** Selected from Omaha on Sept. 1 and made his Major League debut on Sept. 2 at Minnesota, allowing six runs on four hits in 0.2 innings.
- 👑 Also tossed 3.0 innings of relief at Detroit on Sept. 5, allowing three runs on six hits.
- 👑 Pitched at three minor league levels, going 8-9 with a 4.54 ERA (56 ER in 111.0 IP) in 29 appearances (16 starts) between Wilmington (A+), Northwest Arkansas and Omaha.
- 👑 Talled a career-high 14 strikeouts over 7.0 innings on July 1 vs. Salem (with Wilmington), in an 8-3 victory... also had 10 strikeouts in 6.2 innings in a 2-1 loss at Round Rock (with Omaha) on Aug. 22.
- 👑 **2016:** Made 13 starts with Idaho Falls (Rookie), going 2-4 with a 3.99 ERA (26 ER in 58.2 IP) over the final three months of the season...didn't make his season debut until June 20 following recovery from Tommy John surgery.
- 👑 Ranked third in the Pioneer League in strikeouts (64) and tied for sixth in starts (13).
- 👑 Named the league's pitcher of the week on July 24, allowing one hit over 5.0 scoreless innings in a 7-0 triumph over Missoula...also tossed 6.0 scoreless frames, allowing one hit, but took a no-decision in a 2-1 Chukars win.
- 👑 **2015:** Missed the entire 2015 season due to Tommy John surgery.
- 👑 **2013:** Led the Appalachian League (Rookie) in losses (8), while pitching at Burlington.

**MISCELLANEOUS NOTES**

- 👑 Full name is **Andres Eduardo Machado**...resides in Moron, Carabobo, Venezuela, with wife, Alhan.

**CAREER PITCHING**

YEAR	CLUB	W-L	ERA	G	GS	CG	SHO	SV	IP	H	R	ER	HR	HB	BB	SO	WP	BK	AVG
2011	Dominican Royals	0-0	4.66	7	1	0	0	0	9.2	9	6	5	0	2	11	7	3	0	.250
2012	Dominican Royals	2-1	2.87	15	3	0	0	4	37.2	37	14	12	1	3	19	27	5	0	.270
2013	Burlington	0-8*	8.34	12	11	0	0	0	45.1	75	46	42	7	6	17	21	3	0	.373
2014	Burlington	1-2	3.63	7	0	0	0	0	17.1	12	9	7	2	0	11	15	3	0	.182
2015									Did Not Pitch										
2016	Idaho Falls	2-4	3.99	13	13	0	0	0	58.2	67	35	26	5	4	14	64	5	1	.283
2017	Wilmington	6-7	5.03	21	9	0	0	2	73.1	88	46	41	8	2	14	72	1	1	.292
	Northwest Arkansas	0-0	3.00	1	0	0	0	0	3.0	2	1	1	0	1	2	1	0	0	.182
	Omaha	2-2	3.63	7	7	0	0	0	34.2	30	17	14	6	2	17	38	0	0	.233
	KANSAS CITY	0-0	22.09	2	0	0	0	0	3.2	10	9	9	2	0	3	1	0	0	.476
2018	Omaha	0-4	9.72	7	6	0	0	0	25.0	41	33	27	4	1	16	25	4	0	.360
	Northwest Arkansas	2-3	3.72	30	6	0	0	9	58.0	60	31	24	5	7	22	47	3	2	.269
	<b>Minor League Totals</b>	<b>15-31</b>	<b>4.94</b>	<b>120</b>	<b>56</b>	<b>0</b>	<b>0</b>	<b>15</b>	<b>362.2</b>	<b>421</b>	<b>238</b>	<b>199</b>	<b>38</b>	<b>28</b>	<b>143</b>	<b>317</b>	<b>27</b>	<b>4</b>	<b>.289</b>
	<b>Major League Totals</b>	<b>0-0</b>	<b>22.09</b>	<b>2</b>	<b>0</b>	<b>0</b>	<b>0</b>	<b>0</b>	<b>3.2</b>	<b>10</b>	<b>9</b>	<b>9</b>	<b>2</b>	<b>0</b>	<b>3</b>	<b>1</b>	<b>0</b>	<b>0</b>	<b>.476</b>

\*-Led league

**CAREER TRANSACTIONS**

- 2010 Signed by the Kansas City Royals as a non-drafted free agent, Nov. 17...signed by Richard Castro and Alberto Garcia
- 2018 Signed by the Kansas City Royals as a minor league free agent, Dec. 4

**#79 ERICK MEJIA**  
INFIELDER / OUTFIELDERBATS  
SWITCHTHROWS  
RIGHTHEIGHT  
5-11WEIGHT  
190

BORN: NOV. 9, 1994 | 24 | VILLA MELLA, D.R.

ACQUIRED: TRADE WITH DODGERS | JAN. 4, 2018

MLB SERVICE: 0 DAYS

**2018 SEASON**

- Spent the whole year at Northwest Arkansas (AA), playing in a career high 136 games, which led the Texas League... also led the league in at-bats (540), and ranked second in runs scored (79), third in steals (34), tied for third in triples (7) and tied for sixth in hits (142).
- Named a Texas League midseason All-Star, starting the annual game at second base for the North Division.
- His 79 runs scored were tied with Nick Pratto (Wilmington) for the most among Royals minor league players, while his hit total ranked fourth.
- Appeared in games at second base (63), shortstop (59) and center field (14), his first time playing the outfield in his professional career.
- Between May 1-June 30, hit .298 (64-for-215) with 11 doubles, four triples and three homers (.428 SLG)... however, he hit just .232 (26-for-112) during July.
- Enjoyed a season-best 11-game hitting streak, Aug. 5-17, in which he batted .333 (16-for-48) with four doubles, a triple, a homer and 11 RBI.
- Set career highs with four hits, two homers and four RBI on May 13 vs. Tulsa... it was his third career multi-homer contest and his first game with four hits since Aug. 7, 2016 with Rancho Cucamonga (A+).
- Played for Aguilas and Licy in the Dominican Winter League, batting .194 (14-for-72) with two doubles, two triples and a homer in 31 games.

**HONORS AND AWARDS**

- 2018 Texas League midseason All-Star
- 2016 California League postseason All-Star

**CAREER HIGHLIGHTS**

- Acquired by the Royals from the Los Angeles Dodgers, along with RHP Trevor Oaks as part of a three-team deal that also included the Chicago White Sox on Jan. 4.
- 2017:** Split the season between Rancho Cucamonga and Tulsa (AA), while also appearing in one game at Oklahoma City (AAA) in the Dodgers' system... played in 127 games, marking starts at shortstop (46), third base (39) and second base (30).
- Ranked third in the Texas League with 25 stolen bases in 29 attempts (86.2 percent)... his 28 thefts overall were third-most among Dodgers' minor league players.
- After a slow start, batted .306/.375/.463 (70-for-229) with 13 doubles, a triple, seven homers and 40 runs scored after the All-Star break.
- Named Texas League Player of the Week on July 30... batted .440 (11-for-25) with two doubles, four homers and seven RBI during the week of July 24-30.
- Recorded the first two multi-homer games of his career three days apart, July 27 and July 30 vs. Arkansas... established a career-best with four RBI in the July 27 contest.
- 2016:** Played in 124 games at Rancho Cucamonga, making 110 starts at shortstop and 13 at second base.
- Named a California League postseason All-Star, batting .317/.375/.422 (85-for-268) after the break... tied for the league lead in triples (12), while ranking fifth in hits (146), eighth in runs scored (78) and tied for 10th in steals (24).
- Acquired by the Dodgers from Seattle on Jan. 12, in exchange for RHP Joe Wieland.
- 2015:** Limited to just 51 games in 2015 due to injury... played in 36 games for Everett (Rookie), going 18-for-18 in stolen bases, which tied for 10th in the Northwest League.
- Earned the league's Player of the Week honors on Aug. 3... hit .416 (10-for-24) with two doubles, a triple and five runs scored the week of July 28-Aug. 3.

**MISCELLANEOUS NOTES**

- Full name is **Erick Augusto Mejia**... resides in Villa Mella in the Dominican Republic during the offseason.



**CAREER BATTING**

YEAR	CLUB	AVG	G	AB	R	H	2B	3B	HR	RBI	SAC	SF	HP	BB	SO	SB	CS	OBP	SLG	E
2012	Dominican Mariners	.182	13	44	9	8	2	2	0	8	0	0	0	8	7	3	2	.308	.318	11
2013	Dominican Mariners	.261	24	88	16	23	3	1	0	3	1	1	1	14	10	11	7	.365	.318	8
	AZL Mariners	.360	7	25	4	9	2	0	0	2	2	0	0	2	5	2	0	.407	.440	0
2014	AZL Mariners	.283	38	127	23	36	3	6	1	13	3	1	0	16	25	13	2	.361	.425	6
2015	Clinton	.269	6	26	5	7	0	1	0	3	1	0	0	4	4	0	0	.269	.346	4
	AZL Mariners@	.417	5	12	4	5	1	0	0	2	1	0	0	1	2	2	1	.462	.500	0
	Tacoma	.000	4	5	1	0	0	0	0	0	0	0	0	3	0	0	0	.000	.000	0
	Everett	.282	36	131	24	37	5	1	0	11	2	0	0	16	22	18	0	.361	.336	7
2016	Rancho Cucamonga	.287	124	509	78	146	18	+12	4	47	4	1	1	43	110	24	15	.343	.393	41
2017	Rancho Cucamonga	.230	24	87	14	20	4	1	1	11	1	1	0	8	19	3	0	.292	.333	4
	Tulsa	.289	102	356	61	103	17	3	7	30	5	3	2	37	78	25	4	.357	.413	21
	Oklahoma City	.000	1	0	0	0	0	0	0	0	0	0	0	0	0	0	0	-	-	0
2018	Northwest Arkansas	.263	*136	*540	79	142	27	7	5	59	14	3	2	43	98	34	17	.318	.367	24
<b>Minor League Totals</b>		<b>.275</b>	<b>520</b>	<b>1950</b>	<b>318</b>	<b>536</b>	<b>82</b>	<b>34</b>	<b>18</b>	<b>189</b>	<b>34</b>	<b>10</b>	<b>6</b>	<b>188</b>	<b>383</b>	<b>135</b>	<b>48</b>	<b>.339</b>	<b>.379</b>	<b>126</b>

\*-Led league; +-Tied for league lead; @ - Minor League injury rehab

**CAREER TRANSACTIONS**

- 2012 Signed by the Seattle Mariners as a non-drafted free agent, June 30
- 2016 Acquired by the Los Angeles Dodgers, in exchange for RHP Joe Wieland, Jan. 12
- 2018 Acquired by the Kansas City Royals along with RHP Trevor Oaks as part of a three-team trade, Jan. 4. The Royals sent LHP Scott Alexander, RHP Joakim Soria and cash to the Dodgers. The Dodgers sent Soria, LHP Luis Avilan and cash to the Chicago White Sox in exchange for RHP Jake Peter.

**ROYALS .300 HITTERS**

The Royals 50-year history has produced 27 different .300 hitters. The magical .300 plateau has been reached 65 times. George Brett hit .300 on 11 different occasions to head the exclusive list. Kansas City has had a .300 hitter in 39 of the 50 seasons.

1969	None	1984	Hal McRae	.303	2001	Carlos Beltran	.306	
1970	Lou Piniella	.301	Willie Wilson	.301	2001	Mike Sweeney	.304	
1971	Amos Otis	.301	1985	George Brett	.335	2002	Mike Sweeney	.340
1972	Lou Piniella	.312	1986	None	2003	Carlos Beltran	.307	
	Richie Scheinblum	.300	1987	Kevin Seitzer	.323	2004	None	
1973	Amos Otis	.300		Danny Tartabull	.309	2005	Mike Sweeney	.300
1974	Hal McRae	.310	1988	George Brett	.306	2006	None	
1975	George Brett	.308		Kevin Seitzer	.304	2007	None	
	Hal McRae	.306	1989	None		2008	David DeJesus	.307
1976	George Brett	.333	1990	George Brett	.329	2009	Billy Butler	.301
	Hal McRae	.332	1991	Danny Tartabull	.316		Alberto Callaspo	.300
1977	George Brett	.312	1992	None		2010	Billy Butler	.318
	Al Cowens	.312	1993	None		2011	Melky Cabrera	.305
1978	None		1994	Wally Joyner	.311		<b>Alex Gordon</b>	<b>.303</b>
1979	George Brett	.329		Felix Jose	.303	2012	Billy Butler	.313
	Willie Wilson	.315	1995	Wally Joyner	.310	2013	Eric Hosmer	.302
1980	George Brett	.390	1996	Jose Offerman	.303	2014	Lorenzo Cain	.301
	Willie Wilson	.326	1997	None		2015	Lorenzo Cain	.307
	John Wathan	.305	1998	Jose Offerman	.315	2016	None	
1981	George Brett	.314		Hal Morris	.309	2017	Eric Hosmer	.318
	Willie Wilson	.303	1999	Mike Sweeney	.322		Lorenzo Cain	.300
1982	Willie Wilson	.332		Joe Randa	.314	2018	<b>Whit Merrifield</b>	<b>.304</b>
	Hal McRae	.308		Johnny Damon	.307			
	George Brett	.301	2000	Mike Sweeney	.333			
1983	Hal McRae	.311		Johnny Damon	.327			
	George Brett	.310		Jermaine Dye	.321			
				Joe Randa	.304			

\* - min. 502 plate appearances

#70 **MJ MELENDEZ**  
C A T C H E RBATS  
LEFTTHROWS  
RIGHTHEIGHT  
6-1WEIGHT  
190

BORN: NOV. 29, 1998 | 20 | DAYTONA BEACH, FLA.

SELECTED: SECOND ROUND | 2017 DRAFT

MLB SERVICE: 0 DAYS

**2018 SEASON**

- Played the full season with Lexington (A), earning co-Player of the Year honors with Seuly Matias...also named a MiLB.com Organization All-Star and a South Atlantic League mid-season All-Star.
- Starting catcher for the South Division in the SAL All-Star Game, going 1-for-2 with a run scored.
- Ranked third in the league in triples (9), fourth in RBI (73), fifth in homers (19), total bases (206) and slugging (.492) and seventh in OPS (.814).
- Named SAL Player of the Week on May 20, after going 10-for-24 (.417) with a double, a triple, four homers and eight RBI over six games in the previous week.
- Collected 42 of his 54 extra-base hits against right-handed pitching, slugging .523.
- Recorded his first two career multi-homer games on May 18 at West Virginia and on Aug. 28 vs. Augusta...in the May 18 game, he also established a career high with 10 total bases, collecting a double and two homers, going 3-for-5.
- Drove in a career-high six runs on May 21 vs. Rome, which included a three-run homer and a pair of RBI doubles.
- Established a career-best with four hits on Aug. 18 at Lakewood, going 4-for-5 with a triple, a homer, two RBI and a stolen base.
- Entered the season as the No. 6 prospect in the Royals' minor league system, according to *Baseball America*.

**HONORS AND AWARDS**

- 2018 MiLB.com Organization All-Star
- 2018 South Atlantic League midseason All-Star

**CAREER HIGHLIGHTS**

- Enters this season at the club's No. 5 prospect, according to MLB.com Pipeline and No. 6, according to *Baseball America*.
- 2017: Rated as the 13th-best prospect in the Arizona League by *Baseball America*, while playing for Surprise (Rookie).
- Batted .262/.374/.417 (44-for-168) with eight doubles, three triples and four homers...reached safely in 41 of his 47 games, while he led Surprise in on-base percentage (min. 100 plate appearances), tied for the team lead in homers and ranked second in RBI.

**MISCELLANEOUS NOTES**

- Mervyl S. Meledez, Jr., resides in Miami, Fla., during the offseason.
- Graduated from Westminster Christian High School (Fla.), after transferring from his Alabama high school to play closer to his father, Mervyl, Sr., who is the head coach at Florida International University...batted .391 with eight home runs and 29 RBI as a senior.
- Ranked as the third-best catcher in the 2017 First-Year Player Draft, according to MLB.com.

**CAREER BATTING**

YEAR	CLUB	AVG	G	AB	R	H	2B	3B	HR	RBI	SAC	SF	HP	BB	SO	SB	CS	OBP	SLG	E
2017	Surprise	.262	47	168	25	44	8	3	4	30	0	0	4	26	60	4	2	.374	.417	4
2018	Lexington	.251	111	419	52	105	26	9	19	73	0	6	4	43	143	4	6	.322	.492	13
<b>Minor League Totals</b>		<b>.254</b>	<b>158</b>	<b>587</b>	<b>77</b>	<b>149</b>	<b>34</b>	<b>12</b>	<b>23</b>	<b>103</b>	<b>0</b>	<b>6</b>	<b>8</b>	<b>69</b>	<b>203</b>	<b>8</b>	<b>8</b>	<b>.337</b>	<b>.470</b>	<b>17</b>

**CAREER TRANSACTIONS**

- 2017 Selected by the Kansas City Royals in the second round of the First-Year Player Draft...signed by Alex Mesa



**#78 SEBASTIAN RIVERO**  
C A T C H E R

**BATS  
RIGHT**

**THROWS  
RIGHT**

**HEIGHT  
6-1**

**WEIGHT  
195**

**BORN: NOV. 16, 1998 | 20 | MARACAY, VENEZUELA**

**SIGNED: NON-DRAFTED FREE AGENT | JULY 10, 2015**

**MLB SERVICE: 0 DAYS**

**2018 SEASON**

- 🏆 Spent his third professional season with Lexington (A), setting career highs in games (77), at-bats (279), runs (41), hits (72), doubles (16), homers (7), RBI (34) and total bases (109).
- 🏆 Named a South Atlantic League midseason All-Star... caught the final three innings for the North Division.
- 🏆 Posted a .991 fielding percentage for the year (5 errors in 549 chances), while he threw out 19-of-54 (35.2 percent) of would-be basestealers.
- 🏆 Batted .309/.333/.473 (17-for-55) with three doubles and two homers in 15 day games.
- 🏆 Scored a career-high four runs and also collected four RBI to match a career-high, July 2 at Asheville...went 3-for-3 with a double and a homer in the game.

**HONORS AND AWARDS**

- 🏆 2018 South Atlantic League midseason All-Star

**CAREER HIGHLIGHTS**

- 🏆 **2017:** Played the whole year with Burlington (Rookie), batting .265/.288/.381 (50-for-189) with eight doubles, a triple, four homers and 28 RBI...his RBI total ranked sixth among Appalachian League catchers.
- 🏆 **2016:** In his first professional season, split time between the Dominican Royals and Surprise (Rookie)...combined to hit .280/.312/.342 (45-for-161) with 10 doubles and 24 RBI.

**MISCELLANEOUS NOTES**

- 🏆 Full name is **Sebastian Rivero Aguilar**...resides in Carabobo, Venezuela during the offseason.

**CAREER BATTING**

YEAR	CLUB	AVG	G	AB	R	H	2B	3B	HR	RBI	SAC	SF	HP	BB	SO	SB	CS	OBP	SLG	E
2016	Dominican Royals	.333	8	27	3	9	0	0	0	4	1	0	0	1	1	0	0	.357	.333	1
	Surprise	.269	38	134	15	36	10	0	0	20	1	1	1	6	28	0	0	.303	.343	4
2017	Burlington	.265	48	189	18	50	8	1	4	28	0	2	1	6	30	0	0	.288	.381	6
2018	Lexington	.258	77	279	41	72	16	0	7	34	4	4	2	17	59	0	1	.301	.391	5
<b>Minor League Totals</b>		<b>.266</b>	<b>171</b>	<b>629</b>	<b>77</b>	<b>167</b>	<b>34</b>	<b>1</b>	<b>11</b>	<b>86</b>	<b>6</b>	<b>7</b>	<b>4</b>	<b>30</b>	<b>118</b>	<b>0</b>	<b>1</b>	<b>.300</b>	<b>.375</b>	<b>16</b>

**CAREER TRANSACTIONS**

- 2015 Signed by the Kansas City Royals as a non-drafted free agent, July 10...signed by Richard Castro, Alberto Garcia and Orlando Estevez

**#69 FRANK SCHWINDEL**  
INFIELDERBATS  
RIGHTTHROWS  
RIGHTHEIGHT  
6-1WEIGHT  
220

BORN: JUNE 29, 1992 | 26 | LIVINGSTON, N.J.

SELECTED: 18TH ROUND | 2013 DRAFT

MLB SERVICE: 0 DAYS

**2018 SEASON**

- Named Omaha (AAA) Player of the Year for the second-straight season, also being tabbed a Pacific Coast League mid-season All-Star and a MiLB.com Organization All-Star...collected two hits and two runs scored as the starting DH at the annual PCL All-Star game.
- Set an Omaha single-season record with 38 doubles, which passed Steve Hammond (1983) and Clint Robinson (2012), who both had 37...his total ranked second in the PCL, while he was also third in hits (146), at-bats (510) and games (134) and fourth in RBI (93).
- Led Royals' farmhands in RBI and total bases (258), while his 24 homers were second to only Seuly Matias (31).
- After a slow start, batted .310/.364/.542 (63-for-203) with 20 doubles and nine homers after the All-Star break...that included hitting .328 (43-for-131) with 15 doubles, five homers and 21 RBI from Aug. 1 to the end of the season (33 games).
- Enjoyed a 20-game hitting streak, which was the longest by an Omaha player in 2018...batted .388 (33-for-85) with 12 doubles, six homers and 16 RBI (.741 SLG) between July 22 and Aug. 13.
- Recorded his only multi-homer game of the year and seventh of his career on June 1 at Oklahoma City, smashing a solo homer and a two-run shot in an 8-7 setback.
- Did not commit an error in 514 chances at first base...no other Triple-A first baseman played error free with more than 400 chances.
- Played in 34 games for Estrellas in the Dominican Winter League, batting .235 (28-for-119) with four doubles, two homers and 17 RBI.

**HONORS AND AWARDS**

- Two-time Omaha Player of the Year (2017, 2018)
- 2018 Pacific Coast League midseason All-Star
- 2018 MiLB.com Organization All-Star
- 2017 George Brett Minor League Hitter of the Year
- 2016 Texas League midseason All-Star
- 2014 South Atlantic League midseason All-Star
- 2014 Lexington Player of the Year

**CAREER HIGHLIGHTS**

- 2017:** Named the George Brett Minor League Hitter of the Year as well as Omaha Player of the Year, leading Royals' minor league players in doubles (43) and RBI (97), while his 23 homers ranked second.
- Opened the year at Northwest Arkansas (AA), but was promoted to Omaha on May 18, reaching Triple-A for the first time in his career...combined to hit .329/.349/.541 (174-for-529) between the two stops.
- From the time of his promotion to the end of the season, led the Pacific Coast League in doubles (30), tied for the lead in hits (126), ranked second in total bases (207) and tied for fifth in extra-base hits (47).
- Hit safely in 47 of his final 50 games, batting .396 (82-for-207) with 17 doubles, 14 homers and 53 RBI...recorded an 18-game hitting streak from July 15-Aug. 1, which matched the longest of the year by a Storm Chaser.
- One of two Omaha players to hit multiple grand slams (Adalberto Mondesi), doing so on July 16 vs. Nashville and Aug. 16 vs. Oklahoma City.
- 2016:** Named a Texas League midseason All-Star...ranked third among Royals' farmhands in home runs (20) and fifth in RBI (68), spending the entire year at Northwest Arkansas...also tied for sixth in the league in homers and tied for eighth in RBI.
- 2015:** Split the season between Wilmington (A+) and Northwest Arkansas...tied for seventh in the Carolina League with 28 doubles.
- 2014:** Tabbed a South Atlantic League All-Star as well as Lexington (A) Player of the Year...ranked third in the SAL with a .515 slugging percentage, while finishing fourth in homers (20) and ninth in total bases (209).
- 2013:** In his first professional season, ranked sixth in the Pioneer League in hits (78) and seventh in at-bats (260), with Idaho Falls (Rookie).

**MISCELLANEOUS NOTES**

- Full name is **Frank Joseph Swindel**...resides in Livingston, N.J., with his wife, Katherine Caceres.
- Graduated from Livingston High School (N.J.) in 2010...earned second team all-state honors as a senior.
- Attended St. John's University (N.Y.)...earned ABCA All-Northeast Region honors and was a Second Team All-Big East selection during his junior campaign (2013)...collected all-tournament team honors at both the Big East Championship and NCAA Chapel Hill Regional in 2012.



**CAREER BATTING**

YEAR	CLUB	AVG	G	AB	R	H	2B	3B	HR	RBI	SAC	SF	HP	BB	SO	SB	CS	OBP	SLG	E
2013	Idaho Falls	.300	64	260	41	78	14	1	6	42	1	2	6	9	24	0	2	.336	.431	3
2014	Lexington	.286	102	406	48	116	29	2	20	70	0	4	1	17	68	0	1	.313	.515	6
	Wilmington	.241	16	58	6	14	3	0	2	5	0	0	1	2	12	0	0	.279	.397	2
2015	Wilmington	.277	73	274	30	76	28	1	3	32	1	2	4	12	52	0	1	.315	.420	4
	Northwest Arkansas	.212	50	170	14	36	7	0	4	22	0	1	1	2	37	0	1	.224	.324	4
2016	Northwest Arkansas	.270	120	455	57	123	20	0	20	68	0	7	5	18	86	1	1	.301	.446	5
2017	Northwest Arkansas	.350	34	137	17	48	13	0	6	25	0	3	1	6	17	0	0	.374	.577	0
	Omaha	.321	99	392	51	126	30	0	17	72	0	2	2	10	68	0	1	.340	.528	2
2018	Omaha	.286	134	510	65	146	38	1	24	93	0	5	7	34	71	2	2	.336	.506	0
<b>Minor League Totals</b>		<b>.287</b>	<b>692</b>	<b>2662</b>	<b>329</b>	<b>763</b>	<b>182</b>	<b>5</b>	<b>102</b>	<b>429</b>	<b>2</b>	<b>26</b>	<b>28</b>	<b>110</b>	<b>435</b>	<b>3</b>	<b>9</b>	<b>.319</b>	<b>.474</b>	<b>26</b>

**CAREER TRANSACTIONS**

2013 Selected by the Kansas City Royals in the 18th round of the First-Year Player Draft...signed by Keith Connolly

**ROYALS COLLEGE ALUMNI**

Player	School
Brad Boxberger	University of Southern California
Nick Dini	Wagner (N.Y.) College
Hunter Dozier	Stephen F. Austin (Texas) University
Chris Ellis	University of Mississippi
Heath Fillmyer	Mercer County (N.J.) CC
Brian Flynn	Wichita State (Kan.) University
Brian Goodwin	*Miami-Dade College
Terrance Gore	Gulf Coast (Fla.) CC
Alex Gordon	University of Nebraska
Jesse Hahn	Virginia Tech
Tim Hill	Bacone (Okla.) College
Jake Kalish	George Mason (Va.) University
Ian Kennedy	University of Southern California
Ben Lively	University of Central Florida

Player	School
Nicky Lopez	Creighton (Neb.) University
Richard Lovelady	Kennesaw (Ga.) State University
Kevin McCarthy	Marist (N.Y.) College
Whit Merrifield	University of South Carolina
Ryan O'Hearn	Sam Houston State (Texas) University
Trevor Oaks	California Baptist University
Frank Schwindel	St. John's (N.Y.) University
Eric Skoglund	University of Central Florida
Glenn Sparkman	Wharton (Texas) Junior College
Josh Staumont	Azusa Pacific (Calif.) University
Kyle Zimmer	University of San Francisco

\* - Brian Goodwin also attended the University of North Carolina

**POSITION PLAYERS TO PITCH FOR THE ROYALS**

Date	Opponent	Pitcher	IP	H	R	ER	BB	SO
Aug. 20, 1979	New York Yankees	Jerry Terrell	1.0	0	0	0	0	0
May 14, 1980	at New York Yankees	Jerry Terrell	1.0	1	0	0	1	0
Sept. 1, 1983	at Chicago White Sox	Joe Simpson	1.0	1	1	1	2	0
Sept. 5, 1983	Seattle	Joe Simpson	2.0	3	0	0	0	1
July 3, 1984	at Cleveland	Leon Roberts	1.0	4	3	3	1	1
June 24, 1991	California	Bill Pecota	2.0	4	1	1	0	0
April 12, 1994	Boston	David Howard	2.0	2	1	1	5	0
July 17, 1998	at Seattle	Shane Halter	1.0	1	0	0	0	0
July 21, 2008	Detroit	Tony Pena, Jr.	1.0	0	0	0	0	1
July 26, 2011	at Boston	Mitch Maier	1.0	1	0	0	0	0
April 15, 2012	Cleveland	Mitch Maier	1.0	1	0	0	0	0
June 25, 2016	Houston	Drew Butera	1.0	1	0	0	0	1
July 26, 2016	Los Angeles Angels	Drew Butera	0.1	0	0	0	0	0
July 7, 2018	Boston	Drew Butera	0.1	2	2	2	3	0



**#11 BUBBA STARLING**  
O U T F I E L D E R

**BATS**  
RIGHT

**THROWS**  
RIGHT

**HEIGHT**  
6-4

**WEIGHT**  
220

**BORN: AUG. 3, 1992 | 26 | GARDNER, KAN.**

**SIGNED: MINOR LEAGUE FREE AGENT | DEC. 17, 2018**

**MLB SERVICE: 37 DAYS**

**2018 SEASON**

- 👑 Limited to just 20 games, including 11 with Omaha (AAA) due to various injuries.
- 👑 Opened the year on the Major League disabled list due to a left oblique strain, but was reinstated and optioned to Triple-A on April 27.
- 👑 Hit .257/.350/.314 (9-for-35) with the Storm Chasers, before going back on the disabled list with a right oblique strain.
- 👑 Played in nine games over two separate rehab assignments with Surprise (Rookie), July 4-8 and Idaho Falls (Rookie), Aug. 29-Sept. 3.
- 👑 Non-tendered by the Royals on Nov. 30...re-signed as a minor league free agent on Dec. 17, with an invite to Major League spring training.

**HONORS AND AWARDS**

- 👑 Two-time Frank White Award winner (2013, 2015) (Best defensive player in the organization)
- 👑 2012 Burlington Player of the Year
- 👑 2012 Appalachian League postseason All-Star

**CAREER HIGHLIGHTS**

- 👑 **2017:** Spent the entire season with Omaha (AAA), playing in 80 games, despite two extended stints on the disabled list...appeared in just seven games after his initial DL stint (July 13-Aug. 11).
- 👑 Had his contract selected on Aug. 26, being placed on the 60-day DL (strained right oblique)...marked his first time on the 40-man Major League roster.
- 👑 After batting just .121 (8-for-66) in his first 20 games, batted .288 (61-for-212) with 20 extra-base hits (.443 SLG) from May 2 to the end of the season.
- 👑 Collected 11 outfield assists in 78 games, the third time he's recorded 10 or more assists since 2014.
- 👑 **2016:** Split the season between Northwest Arkansas (AA) and Omaha, batting .183 (73-for-399) with 23 doubles, a triple and seven homers in 109 games combined.
- 👑 After his initial promotion to Omaha on July 3, went 10-for-34 (.294) with a homer and five runs scored in his first 10 games.
- 👑 Tabbed as the No. 3 prospect in the Royals' organization according to *Baseball America*, entering the season.
- 👑 **2015:** Opened the year at Wilmington (A+), batting .386 (17-for-44) with four doubles, two homers and 12 RBI in 12 games, before being promoted to Northwest Arkansas for the first time on April 24.
- 👑 Earned the Frank White Award (best defensive player in the organization), recording a 1.000 fielding percentage (224 chances) and four assists.
- 👑 **2014:** Tied for the Carolina League lead in games played (132) and ranked seventh in runs scored (67) and 10th in walks (49) with Wilmington.
- 👑 Named the league's Player of the Week on June 23, batting .478 (11-for-23) in five games between June 16-23.
- 👑 Rated as a Top 10 prospect in the organization by *Baseball America* three-straight years: No. 2 in 2012; No. 3 in 2013 and No. 8 in 2014...also tabbed as the "Best Athlete" in KC's organization entering 2012, '13 and '14; "Best Power Hitter" entering 2012 and '14 and "Best Defensive Outfielder" in 2013 and '14.
- 👑 **2013:** Slugged a career-best 13 home runs at Lexington (A)...named the No. 19 prospect in the South Atlantic League according to *Baseball America*.
- 👑 **2012:** Named Burlington (Rookie) Player of the Year and was also a Appalachian League All-Star.

**MISCELLANEOUS NOTES**

- 👑 **Derek "Bubba" Starling**...resides in Paola, Kan., during the offseason.
- 👑 Graduated from Gardner-Edgerton (Kan.) High School in 2011...hit a combined 17 home runs over his final two prep seasons, batting .481 as a senior...selected First Team Rawlings Preseason All-America in 2011.
- 👑 Ranked by *Baseball America* as the No. 1 high school prospect and the best high school athlete in the 2011 draft...played for Team USA's Under-18 squad in 2010, batting .339 with a .474 on-base percentage...also competed at the 2010 Tournament of Stars and the Under Armour All-America Game.
- 👑 A three-sport star in high school, he rushed for 2,471 yards and 31 touchdowns as a senior quarterback and was also an all-state honoree in basketball.
- 👑 Bypassed an opportunity to play football and baseball at the University of Nebraska when he signed with the Royals.

**CAREER BATTING**

YEAR	CLUB	AVG	G	AB	R	H	2B	3B	HR	RBI	SAC	SF	HP	BB	SO	SB	CS	OBP	SLG	E
2012	Burlington	.275	53	200	35	55	8	2	10	33	0	1	3	28	70	10	1	.371	.485	4
2013	Lexington	.241	125	435	51	105	21	4	13	63	0	4	6	53	128	22	3	.329	.398	3
2014	Wilmington	.218	+132	482	67	105	23	4	9	54	0	5	13	49	150	17	2	.304	.338	2
2015	Wilmington	.386	12	44	6	17	4	0	2	12	0	0	0	7	17	2	1	.471	.614	0
	Northwest Arkansas	.254	91	331	51	84	19	4	10	32	1	2	2	30	91	4	5	.318	.426	0
2016	Northwest Arkansas	.185	62	233	28	43	15	1	5	23	0	1	6	15	81	10	1	.251	.322	4
	Omaha	.181	47	166	14	30	8	0	2	17	2	1	0	7	64	1	0	.213	.265	0
2017	Omaha	.248	80	278	35	69	14	1	7	21	3	0	3	19	65	5	4	.303	.381	5
2018	Omaha	.257	11	35	5	9	2	0	0	2	1	0	0	5	6	1	0	.350	.314	1
	Surprise@	.273	4	11	3	3	0	0	3	5	0	0	1	0	4	0	0	.333	1.091	0
	Idaho Falls@	.500	5	8	5	4	3	0	1	4	0	0	0	5	2	0	0	.692	1.250	0
<b>Minor League Totals</b>		<b>.236</b>	<b>.622</b>	<b>2223</b>	<b>300</b>	<b>524</b>	<b>117</b>	<b>16</b>	<b>.62</b>	<b>266</b>	<b>7</b>	<b>14</b>	<b>34</b>	<b>218</b>	<b>678</b>	<b>72</b>	<b>17</b>	<b>.312</b>	<b>.386</b>	<b>19</b>

+ - Tied for league lead; @ - Minor League injury rehab

**CAREER TRANSACTIONS**

- 2011 Selected by the Kansas City Royals in the first round (fifth overall) of the First-Year Player Draft...signed by Blake Davis, Lonnie Goldberg and Mitch Webster
- 2017 Placed on the 60-day disabled list (strained right oblique), Aug. 26...reinstated Nov. 2
- 2018 Placed on the 10-day disabled list (strained left oblique), March 29...reinstated April 27  
Signed by the Kansas City Royals as a minor league free agent, Dec. 17

**ROYALS FIRST ROUND SELECTIONS**

Year	Player	Pick	Year	Player	Pick
1968	No Selection		1999	Kyle Snyder (P)	7
1969	John Simmons* (P)	23		Mike MacDougal (P)	25
1970	Rex Goodson (C)	8	2000	Mike Stodolka (P)	4
1971	Roy Branch (P)	5	2001	Colt Griffin (P)	9
1972	Jamie Quirk (INF)	18	2002	Zack Greinke (P)	6
1973	Lew Olsen (P)	9	2003	Chris Lubanski (OF)	5
1974	Willie Wilson (OF)	18		Mitch Maier (C)	30
1975	Clint Hurdle (OF)	9	2004	Billy Butler (3B)	14
1976	Ben Grzbybek (P)	18		Matthew Campbell (P)	29
1977	Michael Jones (P)	21	2005	Alex Gordon (3B)	2
1978	Buddy Biancalana (INF)	25	2006	Luke Hochevar (RHP)	1
1979	Atlee Hammaker (P)	21	2007	Mike Moustakas (SS)	2
1980	Frank Wills (P)	16	2008	Eric Hosmer (1B)	3
1981	David Leeper (OF)	23	2009	Aaron Crow (RHP)	12
1982	John Morris (OF)	10	2010	Christian Colon (SS)	4
1983	Gary Thurman (OF)	21	2011	Bubba Starling (OF)	5
1984	Scott Bankhead (P)	16	2012	Kyle Zimmer (RHP)	5
1985	Brian McRae (INF)	17	2013	Hunter Dozier (SS)	8
1986	Anthony Clements (INF)	24	2014	Brandon Finnegan (LHP)	17
1987	Kevin Appier (P)	9		Foster Griffin (LHP)	28
1988	Hugh Walker (OF)	18	2015	Ashe Russell (RHP)	21
1989	Brent Mayne (C)	13	2016	No Selection	
1990	No Selection		2017	Nick Pratto (1B)	14
1991	Joe Vitiello (OF)	7	2018	Brady Singer (P)	18
1992	Michael Tucker (INF)	10		Jackson Kowars\$ (P)	33
	Jim Pittsley (P)	17		Daniel Lynch\$ (P)	34
1993	Jeff Granger (P)	5		Kris Bubic# (P)	40
1994	Matt Smith (1B/P)	16			
1995	Juan Lebron (OF)	19			
1996	Dermal Brown (OF)	14			
1997	Dan Reichert (P)	7			
1998	Jeff Austin (P)	4			
	Matt Burch (P)	30			

\$ - Compensatory Round  
# - Competitive Balance Round A  
\* - Did not sign

**#37 DREW STOREN**  
RIGHT-HANDED PITCHERBATS  
SWITCHTHROWS  
RIGHTHEIGHT  
6-1WEIGHT  
200

BORN: AUG. 11, 1987 | 31 | INDIANAPOLIS, IND.

SIGNED: MINOR LEAGUE FREE AGENT | FEB. 15, 2018

MLB SERVICE: 7 YEARS, 140 DAYS

**2018 SEASON**

Did not pitch after undergoing Tommy John surgery on Sept. 26, 2017.

**HONORS AND AWARDS**

First MLB save: Aug. 15, 2010 vs. Arizona

2009 Arizona Fall League All-Prospect Team/Rising Star

First MLB win: May 19, 2010 vs. New York Mets

**CAREER HIGHLIGHTS**

Signed by the Royals as a minor league free agent on Feb. 15, with an invite to Major League Spring Training.

2017: Made 58 relief appearance in his only season with Cincinnati, before suffering a season-ending elbow injury on Sept. 1...went 4-2 with one save, a 4.45 ERA (27 ER in 54 2 IP) and 48 strikeouts

Recorded his first "immaculate inning" on April 18 vs. Baltimore, recording three strikeouts on nine pitches in the ninth...used the same baseball for all nine pitches.

Posted a 2.80 ERA (11 ER in 35.1 IP) and a .229 opponents' average (30-for-131) before the All-Star break...pitched to a 7.45 ERA (19 ER in 19.1 IP) and a .342 opponents' average (27-for-79) after the break.

2016: Made 57 appearances combined between Toronto and Seattle, going 4-3 with three saves, a 5.23 ERA (30 ER in 51.2 IP) and 48 strikeouts.

Traded twice, being acquired by Toronto from Washington on Jan. 8 in exchange for OF Ben Revere and a player to be named...also acquired by Seattle in exchange for RHP Joaquin Benoit on July 26.

After allowing four earned runs in 1.1 innings in his first appearance with the Mariners (July 27 at Pittsburgh), pitched to a 3-0 mark, a 1.59 ERA (3 ER in 17.0 IP) in his final 18 appearances of the year.

2015: In his final season with Washington, served as the closer for the first four months of the year...his 27 saves at the All-Star break were tied for second-most in the NL.

Recorded 29 saves in his first 31 chances (93.5%) with a 1.73 ERA (7 ER in 36.1 IP) through July 22...however, he did not record a save in his final 20 appearances of the season, after Washington acquired RHP Jonathan Papelbon on July 28.

Suffered a broken thumb on Sept. 9, ending his season.

2014: Led all National League relievers in ERA (1.12) and ranked second among MLB relievers behind Kansas City's Wade Davis (1.00)...also ranked sixth among qualifying NL relievers in BB/9 (1.76).

Did not allow an earned run over his last 23 appearances of the season (Aug. 7-on), spanning 20.0 innings

2013: Set a career-high with 24 holds, which tied for seventh-most in the National League.

Optioned to Syracuse (AAA) on July 26 and recalled on Aug. 15...posted a 1.40 ERA (3 ER in 19.1 IP) and 10 holds in his 21 appearances after returning to the Nats.

2012: Missed the first 89 games of the season, recovering from surgery to remove bone spurs in his right elbow, which was performed on April 11.

2011: Tied for fourth in the National League with 43 saves, becoming just the second Nationals pitcher to record 40+ saves in a season (Chad Cordero, 47 in 2005)...the mark has since been matched by Rafael Soriano (43) in 2013.

Among NL relievers, tied for fifth in wins (6) and tied for sixth in save percentage (89.6)...also set career-highs in appearances (73), innings (75.1) and strikeouts (74).

Posted a season-best 21.0 consecutive scoreless innings (April 7-May 16), which was tops by a Washington pitcher in 2011.

2010: Made his Major League debut on May 17, working 0.2 inning at St. Louis...became the second player from the 2009 First-Year Player Draft to appear in a Major League game, following Reds pitcher Mike Leake (April 11, 2010).

Ranked fourth among National League rookies in strikeouts (52), fifth in K/9 ratio (8.5), holds (10), opponents' batting average (.241) and appearances (54).

**POSTSEASON PITCHING**

YEAR	SERIES	vs. OPP	W-L	ERA	G	GS	CG	SHO	SV	IP	H	R	ER	HR	HB	BB	SO
2012	NLDS	vs. STL	1-1	9.00	4	0	0	0	1	4.0	3	4	4	0	0	3	6
2014	NLDS	vs. SF	0-0	6.75	2	0	0	0	0	1.1	4	1	1	0	0	0	1
Postseason Totals			1-1	8.44	6	0	0	0	1	5.1	7	5	5	0	0	3	7



**POSTSEASON HIGHLIGHTS**

- 👑 **2014:** Made two relief appearances in the National League Division Series vs. San Francisco...allowed a run on four hits in 1.1 innings of work.
- 👑 Surrendered the Giants' lone run in Game 3 on Brandon Crawford's sacrifice fly.
- 👑 **2012:** Pitched in four of the five games in the National League Division Series vs. St. Louis...went 1-1 with a save in his four appearances.
- 👑 Earned the save in his first postseason appearance, preserving a 3-2 victory at Busch Stadium.
- 👑 Earned his first postseason victory in Game 4, pitching a scoreless ninth inning ahead of Jayson Werth's walk-off home run in a 2-1 Nationals triumph.
- 👑 Suffered the loss in the deciding Game 5, allowing a game-tying two-run single to Daniel Descalso and a go-ahead two-run single to Pete Kozma.

**MISCELLANEOUS NOTES**

- 👑 Full name is **Drew Patrick Storen**...resides in Carmel, Ind., during the offseason.
- 👑 Graduated from Brownsburg (Ind.) High School in 2007...posted a 30-2 record and a 1.55 ERA during his high school career...named a Louisville Slugger All-American as a senior, while he was selected first-team all-state as a junior and as a senior.
- 👑 Attended Stanford University, where he was a first team All-America selection by Collegiate Baseball and Louisville Slugger as a freshman and was named All-Pac 10 twice...posted a 12-4 career record with a 3.64 ERA and 15 saves in 59 games, including a 3-0 mark and two saves in the Cardinals' run to the College World Series in 2008.
- 👑 Selected in the 34th round by the New York Yankees in the 2007 First-Year Player Draft, but opted to attend Stanford instead.
- 👑 Father, Mark, is a long-time media personality in the Indianapolis area and has hosted a show on SiriusXM's MLB Network Radio.

**CAREER PITCHING**

YEAR	CLUB	W-L	ERA	G	GS	CG	SHO	SV	IP	H	R	ER	HR	HB	BB	SO	WP	BK	AVG
2009	Hagerstown	0-1	3.68	11	0	0	0	0	14.2	11	6	6	2	2	0	26	5	0	.193
	Potomac	1-0	1.80	7	0	0	0	2	10.0	7	2	2	0	0	2	11	2	0	.206
	Harrisburg	1-0	0.00	10	0	0	0	9	12.1	3	0	0	0	0	6	12	0	0	.077
2010	Harrisburg	0-0	0.96	7	0	0	0	4	9.1	5	1	1	1	0	1	11	0	0	.161
	Syracuse	0-0	1.23	6	0	0	0	0	7.1	7	1	1	0	0	2	4	0	0	.259
	WASHINGTON	4-4	3.58	54	0	0	0	5	55.1	48	24	22	3	3	22	52	3	0	.241
2011	WASHINGTON	6-3	2.75	73	0	0	0	43	75.1	57	24	23	8	2	20	74	2	0	.204
2012	Potomac@	1-0	3.00	5	1	0	0	0	6.0	4	3	2	1	0	1	8	1	0	.190
	Harrisburg@	0-0	54.00	1	0	0	0	0	0.2	3	4	4	1	0	1	0	0	0	.750
	WASHINGTON	3-1	2.37	37	0	0	0	4	30.1	22	8	8	0	1	8	24	1	0	.210
2013	WASHINGTON	4-2	4.52	68	0	0	0	3	61.2	65	34	31	7	1	19	58	2	0	.267
	Syracuse	0-0	5.68	6	1	0	0	0	6.1	7	5	4	1	0	0	11	0	0	.269
2014	WASHINGTON	2-1	1.12	65	0	0	0	11	56.1	44	8	7	2	3	11	46	4	0	.215
2015	WASHINGTON	2-2	3.44	58	0	0	0	29	55.0	45	23	21	4	5	16	67	2	0	.220
2016	TORONTO	1-3	6.21	38	0	0	0	3	33.1	43	23	23	6	6	10	32	0	1	.309
	SEATTLE	3-0	3.44	19	0	0	0	0	18.1	13	7	7	1	1	3	16	0	0	.191
	Tacoma@	0-0	0.00	1	0	0	0	0	1.0	1	0	0	0	0	0	1	0	0	.250
2017	CINCINNATI	4-2	4.45	58	0	0	0	1	54.2	57	32	27	7	10	23	48	1	0	.271
2018									Did Not Pitch										
<b>Minor League Totals</b>		<b>3-1</b>	<b>2.66</b>	<b>54</b>	<b>2</b>	<b>0</b>	<b>0</b>	<b>15</b>	<b>67.2</b>	<b>48</b>	<b>22</b>	<b>20</b>	<b>6</b>	<b>2</b>	<b>13</b>	<b>84</b>	<b>8</b>	<b>0</b>	<b>.198</b>
<b>Major League Totals</b>		<b>29-18</b>	<b>3.45</b>	<b>470</b>	<b>0</b>	<b>0</b>	<b>0</b>	<b>99</b>	<b>440.1</b>	<b>394</b>	<b>183</b>	<b>169</b>	<b>38</b>	<b>32</b>	<b>132</b>	<b>417</b>	<b>15</b>	<b>1</b>	<b>.238</b>

@ - Minor League injury rehab

**CAREER TRANSACTIONS**

- 2007 Selected by the New York Yankees in the 34th round of the First-Year Player Draft...did not sign
- 2009 Selected by the Washington Nationals in the first round (10th overall) of the First-Year Player Draft
- 2012 Placed on the 15-day disabled list (surgery to remove bone chips in right elbow), March 26...transferred to 60-day DL, June 3...reinstated July 18
- 2016 Acquired by the Toronto Blue Jays in exchange for OF Ben Revere and a player to be named, Jan. 8  
Acquired by the Seattle Mariners, along with cash, in exchange for RHP Joaquin Benoit, July 26  
Placed on the 15-day disabled list (right shoulder inflammation), Aug. 20...reinstated Sept. 3
- 2017 Signed by the Cincinnati Reds as a Major League free agent, Jan. 3
- 2019 Signed by the Kansas City Royals as a minor league free agent, Feb. 15

**CAREER BATTING/FIELDING**

	Avg.	AB	H	HR	RBI	Position	Pct.	G	TC	PO	A	E	DP
MLB Totals	.333	3	1	0	0	Pitcher	.986	470	73	22	50	1	5

**SINGLE GAME BESTS**

**STRIKEOUTS**

3 (25x) Last: April 18, 2017 vs. BAL

**INNINGS PITCHED**

2.1 Oct. 3, 2010 @ NYM  
2.0 (10x) Last: Sept. 24, 2016 @ MIN

**WINNING STREAK**

4 (3x) April 10-May 27, 2011  
July 4, 2013-April 23, 2014  
Aug. 6, 2016-April 11, 2017

**#73 MICHAEL YNOA**  
RIGHT-HANDED PITCHERBATS  
RIGHTTHROWS  
RIGHTHEIGHT  
6-7WEIGHT  
250

BORN: AUG. 4, 1991 | 27 | OMAHA, NEB.

SIGNED: MINOR LEAGUE FREE AGENT | NOV. 13, 2018

MLB SERVICE: 96 DAYS

**2018 SEASON**

- Made 17 appearances for Aguilas Cibaenas in the Dominican Winter League, going 1-1 with five saves and a 0.98 ERA (2 ER in 18.1 IP)...allowed just four walks to go with 24 strikeouts, while holding the opposition to a .190 average (12-for-63).
- Did not pitch in affiliated baseball after being released by the White Sox on March 15...signed a minor league contract with the club on Jan. 22.

**HONORS AND AWARDS**

- First MLB win: May 14, 2017 vs. San Diego
- 2013 Sirius XM All-Star Futures Game selection (World)
- 2013 Midwest League midseason All-Star

**CAREER HIGHLIGHTS**

- Signed a minor league contract with the Royals on Nov. 13, with an invitation to Major League spring training.
- 2017:** Appeared in 22 games for the White Sox, before spending the rest of the season at Charlotte (AAA)...went 1-0 with a 5.90 ERA (19 ER in 29.0 IP) in his 22 big league appearances.
- Made five-straight scoreless appearances from May 1-14, allowing just two hits with six strikeouts in 7.0 innings...picked up his lone win of the year (second of his career) on May 14 with a 1-2-3 eighth inning in front of a White Sox rally in a 9-3 victory.
- Placed on the disabled list on June 3 (right hip flexor strain)...reinstated on June 15.
- Designated for assignment on July 6 and outrighted to Charlotte two days later...placed on the disabled list again on July 23 (strained right shoulder) and reinstated Aug. 18.
- Made eight appearances with the Knights, earning a win (Aug. 20 vs. Lehigh Valley) and a save (Aug. 22 at Norfolk) in consecutive outings.
- 2016:** Made his Major League debut on June 14 and appeared in 23 games out of the bullpen for the White Sox...went 1-0 with a 3.00 ERA (10 ER in 30.0 IP), while holding the opposition to a .183 batting average (28-for-114).
- Limited right-handed batters to a .153/.282/.203 (9-for-59) slashline, allowing just three extra-base hits (all doubles).
- Earned his first big league win on July 30 vs. Minnesota, tossing a scoreless ninth in Chicago's 6-5 triumph in 10 innings.
- Seven of his final eight appearances in the Majors were scoreless (Aug. 24-Sept. 29), spanning 11.1 innings...held the opposition to a .081 average (3-for-37) in that time.
- Combined to go 1-3 with a 3.90 ERA (12 ER in 27.2 IP), four saves and 24 strikeouts over 21 relief appearances between Charlotte (AAA) and Birmingham (AA).
- Entered the season rated as the No. 26 prospect in the White Sox organization by MLB.com Pipeline.
- Pitched for Aguilas in the Dominican Winter League, posting a 1.54 ERA (2 ER in 11.2 IP) over 13 appearances.
- 2015:** Appeared in just 28 games with Winston-Salem (A) due to shoulder injuries...on the disabled list from April 13-23 (strained right shoulder) and May 17-June 13 (right shoulder inflammation).
- 2014:** Spent the season with Stockton (A) in the Oakland A's organization...averaged 12.6 strikeouts per 9.0 innings (64 K in 45.2 IP).
- Acquired by the White Sox with RHP Jeff Samardzija in exchange for RHP Chris Bassitt, C Josh Phegley, INF Rangel Ravelo and INF Marcus Semien on Dec. 9.
- 2013:** Went a combined 3-3 with a 3.69 ERA (31 ER in 75.2 IP), one save and 68 strikeouts between Beloit (A) and Stockton (A)...owned a 1.82 ERA (5 ER in 24.2 IP) over his first nine starts (April 5-May 22).
- Following the season, rated as the No. 4 prospect in the Athletics' organization by *Baseball America*.
- 2011:** Missed the entire season while recovering from elbow surgery.
- 2010:** Made his professional debut with the Arizona League Athletics...underwent Tommy John surgery on Aug. 25.
- 2009:** Entered the season as the No. 3 prospect in the Athletics organization according to *Baseball America*...also ranked No. 54 among all prospects.
- Missed the entire season with a strained right elbow.

**MISCELLANEOUS NOTES**

- 👑 Full name is **Michael Jose Ynoa Ventura**...resides in Puerto Plata, Dominican Republic during the offseason.
- 👑 Attended Liceo Jose Dubeau in Puerto Plata.
- 👑 Was the top international free agent when he signed with Oakland at age 16 on July 2, 2008...received a then-

record \$4.25-million signing bonus.

- 👑 Younger brother, **Huascar Ynoa**, signed with the Minnesota Twins in 2014 and spent last season in the Atlanta Braves' organization.

**CAREER PITCHING**

YEAR	CLUB	W-L	ERA	G	GS	CG	SHO	SV	IP	H	R	ER	HR	HB	BB	SO	WP	BK	AVG
2009									Did Not Pitch										
2010	Arizona Athletics	0-1	5.00	3	3	0	0	0	9.0	6	5	5	1	1	4	11	3	0	.188
2011									Did Not Pitch										
2012	Arizona Athletics	0-1	5.40	6	6	0	0	0	10.0	11	7	6	1	1	9	6	1	0	.282
	Vermont Lake	1-3	6.97	8	6	0	0	0	20.2	20	18	16	2	3	16	19	10	1	.247
2013	Beloit	2-1	2.14	15	15	0	0	0	54.2	45	19	13	3	7	18	48	5	1	.221
	Stockton	1-2	7.71	7	6	0	0	1	21.0	23	20	18	2	2	17	20	2	0	.274
2014	Stockton	4-2	5.52	31	0	0	0	0	45.2	42	28	28	5	5	21	64	7	0	.247
2015	Winston-Salem	0-2	2.61	28	0	0	0	6	38.0	37	14	11	2	7	16	40	4	0	.255
2016	Birmingham	0-0	0.00	3	0	0	0	0	4.0	0	0	0	0	0	0	4	0	0	.000
	Charlotte	1-3	4.56	18	0	0	0	4	23.2	25	12	12	2	3	12	20	3	0	.278
	CHICAGO (AL)	1-0	3.00	23	0	0	0	0	30.0	20	11	10	0	5	17	30	4	0	.183
2017	CHICAGO (AL)	1-0	5.90	22	0	0	0	0	29.0	28	22	19	4	5	22	23	3	0	.246
	Charlotte	1-0	5.40	8	0	0	0	1	8.1	7	5	5	2	1	6	10	1	0	.241
2018									Did Not Pitch										
<b>Minor League Totals</b>		<b>10-15</b>	<b>4.37</b>	<b>127</b>	<b>36</b>	<b>0</b>	<b>0</b>	<b>12</b>	<b>235.0</b>	<b>216</b>	<b>128</b>	<b>114</b>	<b>20</b>	<b>30</b>	<b>119</b>	<b>242</b>	<b>36</b>	<b>2</b>	<b>.244</b>
<b>Major League Totals</b>		<b>2-0</b>	<b>4.42</b>	<b>45</b>	<b>0</b>	<b>0</b>	<b>0</b>	<b>0</b>	<b>59.0</b>	<b>48</b>	<b>33</b>	<b>29</b>	<b>4</b>	<b>10</b>	<b>39</b>	<b>53</b>	<b>7</b>	<b>0</b>	<b>.215</b>

**CAREER TRANSACTIONS**

- 2009 Signed by the Oakland Athletics as a non-drafted free agent, June 21
- 2014 Acquired by the Chicago White Sox, along with RHP Jeff Samardzija, in exchange for RHP Chris Bassitt, C Josh Phegley, INF Rangel Ravelo and INF Marcus Semien, Dec. 9
- 2017 Placed on 10-day disabled list (right hip flexor), June 3...reinstated June 15
- 2018 Signed by the Chicago White Sox as a minor league free agent, Jan. 22  
Signed by the Kansas City Royals as a minor league free agent, Nov. 13

**CAREER FIELDING**

Position	Pct.	G	TC	PO	A	E	DP
Pitcher	.909	45	11	1	9	1	0

**SINGLE GAME BESTS**

STRIKEOUTS
4 Sept. 3, 2016 @ MIN
3 (4x) Last: May 27, 2017 vs. DET
INNINGS PITCHED
3.0 (2x) Aug. 11, 2016 @ KC
May 22, 2017 vs. CLE

**ROYALS CLINCHING DATES**

Year	Game	Date	Details
1976	160	Oct. 1	KC lost to Minnesota, 4-3, while Oakland lost to California, 2-0
1977	151	Sept. 23	KC defeated California, 7-3, at Anaheim (Leonard over Simpson)
1978	158	Sept. 26	KC defeated Seattle, 4-1, at Royals Stadium (Gura over Abbott)
1980	145	Sept. 17	KC defeated California, 5-0, at Royals Stadium (Leonard over Botting)
1984	160	Sept. 28	KC defeated Oakland, 6-5, at Oakland (Leibrandt over Burris)
1985	161	Oct. 5	KC defeated Oakland, 5-4, at Royals Stadium (Quisenberry over Howell)
2014	160	Sept. 26	KC defeated Chicago White Sox, 3-1 at Chicago (Guthrie over Noesi)
2015	154	Sept. 24	KC defeated Seattle, 10-4 at Kauffman Stadium (Cueto over Kenning)



# 2018 IN REVIEW



**ALWAYS  
ROYAL**

THE SUMMER FIREWORKS

EST. 1969

**ALWAYS  
ROYAL**

**ALWAYS  
ROYAL**

THE SUMMER FIREWORKS



# 2018 DAY-BY-DAY RESULTS

Date	Opponent	D/N	W-L	Score	Record	Pos.	GB	Winning Pitcher	Losing Pitcher	Save	Att.	Home No.	Home Total	Road No.	Road Total
<b>March (0-2)</b>															
3/29	CWS	D	L	7-14	0-1	T3	-1.0	Shields	<b>Duffy (0-1)</b>	-	36,517	1	36,517		
3/31	CWS	N	L	3-4	0-2	5	-2.0	Farquhar	<b>Maurer (R, 0-1)</b>	Soria	17,564	2	54,081		
<b>April (7-19)</b>															
4/1	CWS	D						<i>PPD - Snow/Cold, makeup played on 4/28</i>							
4/2	at Det	D	L	1-6	0-3	5	-2.0	Liriano	<b>Hammel (0-1)</b>	-	15,476			1	15,476
4/3	at Det	D	W	1-0	1-3	4	-1.0	<b>Junis (1-0)</b>	Boyd	<b>Herrera (1)</b>	15,083			2	30,559
4/4	at Det	D						<i>PPD - Snow/Cold, makeup played on 4/20</i>							
4/6	at Cle	D	L	2-3	1-4	5	-2.5	Carrasco	<b>Duffy (0-2)</b>	Allen	34,720			3	65,279
4/7	at Cle	D	W	1-0	2-4	5	-1.5	<b>Kennedy (1-0)</b>	Bauer	<b>Herrera (2)</b>	17,362			4	82,641
4/8	at Cle	D	L	1-3	2-5	5	-2.0	Allen	<b>Maurer (R, 0-2)</b>	-	14,240			5	96,881
4/9	Sea	N	W	10-3	3-5	4	-1.0	<b>Junis (2-0)</b>	Gonzales	-	12,324	3	66,405		
4/10	Sea	N	L	3-8	3-6	4	-2.0	Hernandez	<b>Skoglund (0-1)</b>	-	14,850	4	81,255		
4/11	Sea	D	L	2-4	3-7	5	-3.0	Vincent	<b>Grimm (R, 0-1)</b>	Diaz	14,314	5	95,569		
4/12	LAA	N	L	1-7	3-8	5	-4.0	Tropeano	<b>Kennedy (1-1)</b>	-	14,714	6	110,283		
4/13	LAA	N	L	4-5	3-9	5	-4.5	Wood	<b>Grimm (R, 0-2)</b>	Middleton	15,011	7	125,294		
4/14	LAA	N	L	3-5	3-10	5	-5.0	Richards	<b>Junis (2-1)</b>	Middleton	15,876	8	141,170		
4/15	LAA	D						<i>PPD - Cold, makeup played on 6/25</i>							
4/16	at Tor	N						<i>PPD - Roof damage, makeup scheduled for 4/17 as doubleheader</i>							
4/17	at Tor	D	L	3-11	3-11	-	-	Garcia	<b>Skoglund (0-2)</b>	-	-			6	
4/17	at Tor	N	L	4-5 (10)	3-12	5	-6.0	Clippard	<b>Flynn (R, 0-1)</b>	-	18,645	7	115,526		
4/18	at Tor	D	L	5-15	3-13	5	-6.5	Happ	<b>Kennedy (1-2)</b>	-	28,803	8	144,329		
4/20	at Det	D	L	2-3 (10)	3-14	-	-	Jimenez	<b>Keller (R, 0-1)</b>	-	15,406	9	159,735		
4/20	at Det	N	W	3-2	4-14	5	-6.0	<b>Junis (3-1)</b>	Greene	<b>Herrera (3)</b>	17,194	10	176,929		
4/21	at Det	D	L	4-12	4-15	5	-6.5	Fiers	<b>Duffy (0-3)</b>	Saupold	19,302	11	196,231		
4/22	at Det	D	W	8-5	5-15	5	-6.5	<b>McCarthy (R, 1-0)</b>	VerHagen	<b>Herrera (4)</b>	19,034	12	215,265		
4/24	Mil	N	L	2-5	5-16	5	-7.0	Davies	<b>Kennedy (1-3)</b>	-	16,555	9	157,725		
4/25	Mil	N	L	2-6	5-17	5	-8.0	Chacin	<b>Hammel (0-2)</b>	-	13,389	10	171,114		
4/26	CWS	N	L	3-6	5-18	5	-8.0	Giolito	<b>Junis (3-2)</b>	Soria	18,315	11	189,429		
4/27	CWS	N	L	4-7 (11)	5-19	5	-9.0	Infante	<b>Hill (R, 0-1)</b>	Soria	15,395	12	204,824		
4/28	CWS	D	L	0-8	5-20	-	-	Fulmer	<b>Oaks (0-1)</b>	-	16,971	13	221,795		
4/29	CWS	N	W	5-2	6-20	5	-8.5	<b>Skoglund (1-2)</b>	Covey	<b>Herrera (5)</b>	16,070	14	237,865		
4/29	CWS	D	W	5-4	7-20	5	-7.5	<b>McCarthy (R, 2-0)</b>	Rondon	<b>Boyer (1)</b>	23,892	15	261,757		
4/30	at Bos	N	L	6-10	7-21	5	-8.5	Velazquez	<b>Hammel (0-3)</b>	-	31,314	13	246,579		
<b>May (13-15)</b>															
5/1	at Bos	N	W	7-6 (13)	8-21	5	-7.5	<b>Herrera (R, 1-0)</b>	Johnson	<b>Flynn (1)</b>	34,466			14	281,045
5/2	at Bos	D	L	4-5	8-22	5	-8.5	Pomeranz	<b>Duffy (0-4)</b>	Kimbrel	32,267			15	313,312
5/3	Det	D	W	10-6	9-22	5	-8.0	<b>McCarthy (R, 3-0)</b>	Bell	-	28,866	16	290,623		
5/4	Det	N	W	4-2	10-22	T4	-7.0	<b>Boyer (R, 1-0)</b>	Stumpf	<b>Herrera (6)</b>	24,648	17	315,271		
5/5	Det	D	L	2-3	10-23	T4	-7.0	Zimmermann	<b>Hammel (0-4)</b>	Greene	20,708	18	335,979		
5/6	Det	D	W	4-2	11-23	4	-6.0	<b>Junis (4-2)</b>	Boyd	<b>Herrera (7)</b>	18,424	19	354,403		
5/8	at Bal	N	W	15-7	12-23	4	-5.0	<b>Duffy (1-4)</b>	Bundy	-	10,863			16	324,175
5/9	at Bal	N	L	3-5	12-24	4	-6.0	Bleier	<b>McCarthy (R, 3-1)</b>	Brach	14,375			17	338,550
5/10	at Bal	N	L	6-11	12-25	4	-6.5	Castro	<b>Kennedy (1-4)</b>	-	17,842			18	356,392
5/11	at Cle	N	W	10-9	13-25	4	-5.5	<b>Keller (R, 1-1)</b>	Miller	<b>Herrera (8)</b>	24,408			19	380,800
5/12	at Cle	D	L	2-6	13-26	4	-6.5	Clevinger	<b>Junis (4-3)</b>	-	24,587			20	405,387
5/13	at Cle	D	L	2-11	13-27	4	-7.5	Kluber	<b>Duffy (1-5)</b>	-	22,105			21	427,492
5/14	TB	N	L	1-2	13-28	4	-7.5	Yarbrough	<b>Skoglund (1-3)</b>	Colome	14,174	20	368,577		
5/15	TB	N	L	5-6	13-29	4	-7.5	Venters	<b>Herrera (R, 1-1)</b>	Colome	21,500	21	390,077		
5/16	TB	D	L	3-5	13-30	4	-8.5	Andriese	<b>Hammel (0-5)</b>	Colome	19,611	22	409,688		
5/18	NY Yankees	N	W	5-2	14-30	4	-7.5	<b>Junis (5-3)</b>	Sabathia	<b>Herrera (9)</b>	26,433	23	436,121		
5/19	NY Yankees	N	L	3-8	14-31	4	-8.5	Severino	<b>Duffy (1-6)</b>	-	33,684	24	469,805		
5/20	NY Yankees	D	L	1-10	14-32	4	-8.5	Gray	<b>Skoglund (1-4)</b>	-	24,121	25	493,926		
5/21	at STL	N	L	0-6	14-33	5	-9.0	Mikolas (CG)	<b>Kennedy (1-5)</b>	-	42,140			22	469,632
5/22	at STL	N	W	5-1	15-33	5	-9.0	<b>Hammel (1-5)</b>	Weaver	-	39,545			23	509,177
5/23	at STL	D	W	5-2 (10)	16-33	5	-9.0	<b>Boyer (R, 2-0)</b>	Norris	<b>Herrera (10)</b>	41,984	24	551,161		
5/24	at Tex	N	W	8-2	17-33	4	-8.0	<b>Duffy (2-6)</b>	Bibens-Dirkx	-	23,230			25	574,391
5/25	at Tex	N	L	4-8	17-34	4	-8.0	Minor	<b>Skoglund (1-5)</b>	Kela	35,105	26	609,496		
5/26	at Tex	D	L	3-4 (10)	17-35	5	-9.0	Claudio	<b>McCarthy (R, 3-2)</b>	-	29,644			27	639,140
5/27	at Tex	D	W	5-3	18-35	4	-9.0	<b>Hammel (2-5)</b>	Hamels	<b>Herrera (11)</b>	31,898			28	671,038
5/28	Min	N	L	5-8	18-36	4	-10.0	Lynn	<b>Junis (5-4)</b>	Rodney	18,572	26	512,498		
5/29	Min	N	W	2-1 (14)	19-36	4	-10.0	<b>Barlow (R, 1-0)</b>	Rogers	-	20,533	27	533,031		
5/30	Min	N	W	11-8	20-36	4	-10.0	<b>McCarthy (R, 4-2)</b>	Romero	<b>Herrera (12)</b>	21,343	28	554,374		

Date	Opponent	D/N	W-L	Score	Record	Pos.	GB	Pitching		Save	Home		Road		
								Winning Pitcher	Losing Pitcher		Att.	No. Total	No.	Total	
<b>June (5-21)</b>															
6/1	Oak	N	L	0-16	20-37	4	-10.5	Montas	<b>Kennedy (1-6)</b>	-	23,413	29	577,787		
6/2	Oak	D	W	5-4	21-37	4	-9.5	<b>Hill (R, 1-1)</b>	Petit	<b>Herrera (13)</b>	24,553	30	602,340		
6/3	Oak	D	L	1-5	21-38	4	-9.5	Trivino	<b>Junis (5-5)</b>	-	19,424	31	621,764		
6/4	at LAA	N	L	6-9	21-39	4	-10.0	Bedrosian	<b>Hill (R, 1-2)</b>	Parker	32,553		29	703,591	
6/5	at LAA	N	L	0-1	21-40	4	-11.0	Heaney (CG)	<b>Keller (1-2)</b>	-	31,514		30	735,105	
6/6	at LAA	N	L	3-4	21-41	5	-12.0	Bedrosian	<b>Barlow (R, 1-1)</b>	Parker	36,512		31	771,617	
6/7	at Oak	N	L	1-4	21-42	5	-12.5	Blackburn	<b>Hammel (2-6)</b>	Treinen	7,963		32	779,580	
6/8	at Oak	N	L	2-7	21-43	5	-13.5	Montas	<b>Junis (5-6)</b>	Trivino	10,132		33	789,712	
6/9	at Oak	D	W	2-0	22-43	5	-12.5	<b>Duffy (3-6)</b>	Bassitt	<b>Herrera (14)</b>	16,208		34	805,920	
6/10	at Oak	D	L	2-3	22-44	5	-13.5	Treinen	<b>Adam (R, 0-1)</b>	-	15,548		35	821,468	
6/12	Cin	N	L	1-5 (10)	22-45	5	-14.0	Hernandez	<b>McCarthy (R, 4-3)</b>	-	20,476	32	642,240		
6/13	Cin	N	L	0-7	22-46	5	-14.5	Mahle	<b>Hammel (2-7)</b>	-	24,899	33	667,139		
6/15	Hou	N	L	3-7	22-47	5	-14.5	Morton	<b>Junis (5-7)</b>	-	27,603	34	694,742		
6/16	Hou	D	L	2-10	22-48	5	-15.0	Keuchel	<b>Duffy (3-7)</b>	-	20,657	35	715,399		
6/17	Hou	D	L	4-7	22-49	5	-15.5	Sipp	<b>Maurer (R, 0-3)</b>	-	22,326	36	737,725		
6/18	Tex	N	L	3-6	22-50	5	-16.5	Colon	<b>Kennedy (1-7)</b>	Kela	18,319	37	756,044		
6/19	Tex	N	L	1-4	22-51	5	-17.5	Hamels	<b>Hammel (2-8)</b>	Kela	17,789	38	773,833		
6/20	Tex	N	L	2-3	22-52	5	-18.5	Bibens-Dirkx	<b>Junis (5-8)</b>	Diekman	19,489	39	793,322		
6/22	at Hou	N	W	1-0	23-52	5	-18.5	<b>Grimm (R, 1-2)</b>	Giles	<b>Hill (1)</b>	39,357		36	860,825	
6/23	at Hou	N	L	3-4 (12)	23-53	5	-19.5	McHugh	<b>Grimm (R, 1-3)</b>	-	40,028		37	900,853	
6/24	at Hou	D	L	3-11	23-54	5	-20.5	Cole	<b>Hammel (2-9)</b>	-	41,823		38	942,676	
6/25	LAA	D	W	2-0	24-54	5	-20.0	<b>Keller (2-2)</b>	Skaggs	<b>Peralta (1)</b>	19,535	40	812,857		
6/26	at Mil	N	L	1-5	24-55	5	-19.5	Peralta	<b>Junis (5-9)</b>	Hader	34,412		39	977,088	
6/27	at Mil	N	W	5-4	25-55	5	-19.5	<b>Duffy (4-7)</b>	Suter	<b>Peralta (2)</b>	38,436		40	1,015,524	
6/29	at Sea	N	L	1-4	25-56	5	-19.5	Gonzales	<b>Kennedy (1-8)</b>	-	25,558		41	1,041,082	
6/30	at Sea	N	L	4-6	25-57	5	-19.5	Hernandez	<b>Hammel (2-10)</b>	Diaz	33,395		42	1,074,477	
<b>July (8-16)</b>															
7/1	at Sea	D	L	0-1	25-58	5	-20.5	Paxton	<b>Keller (2-3) (CG)</b>	Diaz	38,344		43	1,112,821	
7/2	Cle	N	L	3-9	25-59	5	-21.5	Kluber	<b>Junis (5-10)</b>	-	18,285	41	831,142		
7/3	Cle	N	L	4-6	25-60	5	-22.5	Bieber	<b>Duffy (4-8)</b>	Allen	19,005	42	850,147		
7/4	Cle	N	L	2-3	25-61	5	-23.5	Bauer	<b>Oaks (0-2)</b>	Allen	22,001	43	872,148		
7/6	Bos	N	L	5-10	25-62	5	-24.5	Sale	<b>Hammel (2-11)</b>	-	24,673	44	896,821		
7/7	Bos	N	L	4-15	25-63	5	-24.5	Hembree	<b>Adam (R, 0-2)</b>	-	30,347	45	927,168		
7/8	Bos	D	L	4-7	25-64	5	-24.5	Porcello	<b>Fillmyer (0-1)</b>	Kimbrel	28,443	46	955,611		
7/9	at Min	N	L	1-3	25-65	5	-24.5	Berrios	<b>Hill (R, 1-3)</b>	Rodney	20,199		44	1,133,020	
7/10	at Min	N	W	9-4	26-65	5	-23.5	<b>Flynn (R, 1-1)</b>	Slegers	-	27,551		45	1,160,571	
7/11	at Min	D	L	5-8	26-66	5	-24.5	Lynn	<b>Sparkman (R, 0-1)</b>	-	26,708		46	1,187,279	
7/13	at CWS	N	L	6-9	26-67	5	-25.0	Shields	<b>Keller (2-4)</b>	Soria	19,361		47	1,206,640	
7/14	at CWS	D	W	5-0	27-67	5	-24.0	<b>Duffy (5-8)</b>	Lopez	-	20,159		48	1,226,799	
7/15	at CWS	D	L	1-10	27-68	5	-25.0	Giolito	<b>Smith (0-1)</b>	-	23,434		49	1,250,233	
7/17	<i>All-Star Game (Washington, D.C.)</i>														
7/20	Min	N	W	6-5	28-68	5	-25.0	<b>Duffy (6-8)</b>	Gibson	<b>Maurer (1)</b>	27,719	47	983,330		
7/21	Min	N	W	4-2	29-68	5	-25.0	<b>Flynn (R, 2-1)</b>	Lynn	<b>Peralta (3)</b>	22,159	48	1,005,489		
7/22	Min	D	W	5-3	30-68	5	-24.0	<b>Keller (3-4)</b>	Duke	<b>Peralta (4)</b>	18,107	49	1,023,596		
7/23	Det	N	L	4-5	30-69	5	-24.0	Wilson	<b>Maurer (R, 0-4)</b>	Greene	18,370	50	1,041,966		
7/24	Det	N	W	5-4	31-69	5	-23.0	<b>Smith (1-1)</b>	Zimmermann	<b>Peralta (5)</b>	25,957	51	1,067,923		
7/25	Det	D	L	4-8	31-70	5	-24.0	Boyd	<b>Duffy (6-9)</b>	-	17,382	52	1,085,305		
7/26	at NYY	N	L	2-7	31-71	5	-24.5	Gay	<b>Junis (5-11)</b>	-	46,965		50	1,297,198	
7/27	at NYY	N						<i>PPD - Rain, makeup played on 7/28</i>							
7/28	at NYY	D	W	10-5	32-71	5	-24.0	<b>Keller (4-4)</b>	Severino	-	46,571		51	1,343,769	
	at NYY	N	L	4-5	32-72	5	-24.5	Betances	<b>Flynn (R, 2-2)</b>	Chapman	45,043		52	1,388,812	
7/29	at NYY	D	L	3-6	32-73	5	-25.0	Happ	<b>Smith (1-2)</b>	Chapman	46,192		53	1,435,004	
7/31	at CWS	N	W	4-2	33-73	5	-25.0	<b>Duffy (7-9)</b>	Shields	<b>Peralta (6)</b>	15,250		54	1,450,254	

# 2018 RESULTS (CONT.)

Date	Opponent	D/N	W-L	Score	Record	Pos.	GB	Pitching		Save	Att.	Home		Road	
								Winning Pitcher	Losing Pitcher			No.	Total	No.	Total
<b>August (10-18)</b>															
8/1	at CWS	N	W	10-5	34-73	5	-25.0	<b>Junis (6-11)</b>	Covey	-	18,019		55	1,468,273	
8/2	at CWS	D	L	4-6	34-74	5	-25.5	Cedeno	<b>Adam (R, 0-3)</b>	Avilan	19,682	53	56	1,487,955	
8/3	at Min	N	L	4-6	34-75	5	-25.5	Moya	<b>Flynn (R, 2-3)</b>	Rodney	22,236		57	1,510,191	
8/4	at Min	N	L	2-8	34-76	5	-26.5	Berrios	<b>Smith (1-3)</b>	-	27,909		58	1,538,100	
8/5	at Min	D	L	5-6	34-77	5	-27.5	Moya	<b>Duffy (7-10)</b>	Rodney	25,390		59	1,563,490	
8/6	ChC	N	L	1-3	34-78	5	-28.5	Hamels	<b>McCarthy (R, 4-4)</b>	Strop	32,339	53	1,117,644		
8/7	ChC	N	L	0-5	34-79	5	-28.5	Montgomery	<b>Keller (4-5)</b>	-	27,883	54	1,145,527		
8/8	ChC	N	W	9-0	35-79	5	-29.0	<b>Fillmyer (1-1)</b>	Quintana	-	24,294	55	1,169,821		
8/10	StL	N	L	0-7	35-80	5	-29.0	Gomber	<b>Smith (1-4)</b>	Poncedeleon	29,414	56	1,199,235		
8/11	StL	N	L	3-8	35-81	5	-30.0	Flaherty	<b>Duffy (7-11)</b>	Hicks	*38,427	57	1,237,662		
8/12	StL	D	L	2-8	35-82	5	-31.0	Ross	<b>Hammel (R, 2-12)</b>	-	23,409	58	1,261,071		
8/13	Tor	N	W	3-1	36-82	5	-31.0	<b>Keller (5-5)</b>	Reid-Foley	<b>Peralta (7)</b>	14,721	59	1,275,792		
8/14	Tor	N	L	5-6	36-83	5	-32.0	Petricka	<b>Fillmyer (1-2)</b>	Giles	13,680	60	1,289,472		
8/15	Tor	N	L	5-6	36-84	5	-33.0	Estrada	<b>López (0-2)</b>	Giles	14,391	61	1,303,863		
8/16	Tor	N	W	6-2	37-84	5	-32.5	<b>Flynn (R, 3-3)</b>	Gaviglio	-	14,894	62	1,318,757		
8/17	at CWS	N	L	3-9	37-85	5	-33.5	Shields	<b>Hill (R, 1-4)</b>	-	24,556	60	1,588,046		
8/18	at CWS	N	W	3-1	38-85	5	-32.5	<b>Keller (6-5)</b>	Covey	<b>Peralta (8)</b>	19,018		61	1,607,064	
8/19	at CWS	D	L	6-7	38-86	5	-33.5	Santiago	<b>Flynn (R, 3-4)</b>	Fry	22,033	62	1,629,097		
8/20	at TB	N	L	0-1	38-87	5	-34.5	Yarbrough	<b>López (0-3)</b>	Alvarado	10,036	63	1,639,133		
8/21	at TB	N	L	1-4	38-88	5	-35.5	Snell	<b>Sparkman (0-2)</b>	Romo	9,402	64	1,648,535		
8/22	at TB	N	L	3-6	38-89	5	-35.5	Chirinos	<b>Junis (6-12)</b>	Romo	8,686	65	1,657,221		
8/23	at TB	N	L	3-4	38-90	5	-35.5	Romo	<b>Flynn (R, 3-5)</b>	-	9,088	66	1,666,309		
8/24	Cle	N	W	5-4	39-90	5	-34.5	<b>Peralta (R, 1-0)</b>	Allen	-	19,304	63	1,338,061		
8/25	Cle	N	W	7-1	40-90	5	-33.5	<b>Fillmyer (2-1)</b>	Kluber	-	16,894	64	1,354,955		
8/26	Cle	D	L	5-12	40-91	5	-34.5	Bieber	<b>López (0-4)</b>	-	18,575	65	1,373,530		
8/28	Det	N	W	6-2	41-91	5	-34.5	<b>Junis (C, 7-12)</b>	Boyd	-	16,888	66	1,390,418		
8/29	Det	D	W	9-2	42-91	5	-33.5	<b>Duffy (8-11)</b>	Fulmer	-	17,091	67	1,407,509		
8/31	Bal	N	W	9-2	43-91	5	-34.0	<b>Keller (7-5)</b>	Cashner	-	15,394	68	1,422,903		
<b>September (15-13)</b>															
9/1	Bal	N	W	5-4	44-91	5	-33.0	<b>Newberry (R, 1-0)</b>	Givens	-	15,358	69	1,438,261		
9/2	Bal	D	W	9-1	45-91	5	-32.0	<b>López (1-4)</b>	Hess	-	18,463	70	1,456,724		
9/3	at Cle	D	W	5-1	46-91	5	-31.0	<b>Junis (8-12)</b>	Plutko	<b>Hill (2)</b>	20,536		67	1,686,845	
9/4	at Cle	N	L	3-9	46-92	5	-32.0	Clevinger	<b>Duffy (8-12)</b>	-	17,041		68	1,703,886	
9/5	at Cle	D	L	1-3	46-93	5	-33.0	Kluber	<b>Keller (7-6)</b>	Hand	18,435		69	1,722,321	
9/7	at Min	N	L	6-10	46-94	5	-33.5	May	<b>Sparkman (R, 0-3)</b>	-	19,944		70	1,742,265	
9/8	at Min	N	W	4-1	47-94	5	-33.5	<b>López (2-4)</b>	Berrføs	<b>Peralta (9)</b>	25,814		71	1,768,079	
9/9	at Min	D	L	1-3	47-95	5	-33.5	Hildenberger	<b>Hammel (R, 2-13)</b>	-	20,903		72	1,788,982	
9/10	CWS	N	W	4-3 (10)	48-95	5	-32.5	<b>Newberry (R, 2-0)</b>	Gómez	-	17,809	71	1,474,533		
9/11	CWS	N	W	6-3	49-95	5	-32.5	<b>Keller (8-6)</b>	Covey	<b>Peralta (10)</b>	17,613	72	1,492,146		
9/12	CWS	N	L	2-4 (12)	49-96	5	-32.5	Minaya	<b>Smith (R, 1-5)</b>	Santiago	17,840	73	1,509,986		
9/13	Min	N	W	6-4	50-96	5	-32.0	<b>Fillmyer (3-1)</b>	Busenitz	Peralta (11)	18,745	74	1,528,731		
9/14	Min	N	W	8-4	51-96	5	-31.0	<b>Hammel (R, 3-13)</b>	Hildenberger	-	18,389	75	1,547,120		
9/15	Min	N	W	10-3	52-96	5	-31.0	<b>Kennedy (2-8)</b>	De Jong	-	19,505	76	1,566,625		
9/16	Min	D	L	6-9	52-97	5	-31.0	Gibson	<b>Vasto (R, 0-1)</b>	-	20,286	77	1,586,911		
9/17	at Pit	N	L	6-7	52-98	5	-31.5	Santana	<b>Lively (R, 0-3)</b>	-	10,316		73	1,799,298	
9/18	at Pit	N	L	2-11 (11)	52-99	5	-32.5	Crick	<b>Smith (R, 1-6)</b>	-	11,566		74	1,810,864	
9/19	at Pit	N	L	1-2	52-100	5	-33.5	Archer	<b>Fillmyer (3-2)</b>	Vázquez	13,073		75	1,823,937	
9/20	at Det	N	L	8-11	52-101	5	-33.5	Reininger	<b>López (2-5)</b>	-	20,282		76	1,844,219	
9/21	at Det	N	W	4-3	53-101	5	-32.5	<b>Kennedy (3-8)</b>	Liriano	<b>Peralta (12)</b>	22,001		77	1,866,220	
9/22	at Det	N	L	4-5	53-102	5	-33.5	Jimenez	<b>Hammel (R, 3-14)</b>	Greene	24,815		78	1,891,035	
9/23	at Det	D	W	3-2	54-102	5	-33.5	<b>Keller (9-6)</b>	VerHagen	<b>Peralta (13)</b>	24,230		79	1,915,265	
9/25	at Cin	N	W	4-3	55-102	5	-33.0	<b>McCarthy (R, 5-4)</b>	Iglesias	<b>Peralta (14)</b>	13,172		80	1,928,437	
9/26	at Cin	N	W	6-1	56-102	5	-33.0	<b>Fillmyer (4-2)</b>	Reed	-	12,549		81	1,940,986	
9/27	Cle	N	W	2-1 (10)	57-102	5	-32.0	<b>Hammel (R, 4-14)</b>	Ramirez	-	19,262	78	1,606,173		
9/28	Cle	N	L	6-14	57-103	5	-33.0	Clevinger	<b>Kennedy (3-9)</b>	-	15,920	79	1,622,093		
9/29	Cle	N	W	9-4	58-103	5	-32.0	<b>Junis (9-12)</b>	Miller	-	23,324	80	1,645,417		
9/30	Cle	D	L	1-2	58-104	5	-33.0	Carrasco	<b>Skoglund (1-6)</b>	Bauer	19,690	81	1,665,107		

**50 SEASONS IN THE BOOKS**—Kansas City completed its 50th season in franchise history with a 58-104 record, the club's first season with 100+ losses since 2006 and fifth all-time. The Royals placed fifth in the American League Central, the first last-place finish since 2010 and the ninth time KC has finished fifth since moving to the AL Central for the 1994 campaign. Despite back-to-back losing seasons, the Royals have a 489-483 record (.503) since the start of 2013, with their win total ranking seventh in the American League during this span.

### RECORD BREAKDOWN

<b>Record</b>	<b>Post All-Star</b>	<b>June</b>
58-104	31-36	5-21
<b>Home</b>	<b>March</b>	<b>July</b>
32-49	0-2	8-16
<b>Road</b>	<b>April</b>	<b>August</b>
26-55	7-19	10-18
<b>Pre-All-Star</b>	<b>May</b>	<b>September</b>
27-68	13-15	15-13

**SECOND HALF REBOUND**—After a rough first half, Kansas City played much better down the stretch, going 31-36 (.463) after the All-Star break, including a 20-14 (.588) mark over its last 34 contests (from Aug. 24-Sept. 30). The Royals' record from Aug. 24 to the end of the regular season was the fourth-best in the American League, trailing only Houston (26-9), Tampa Bay (23-11) and Oakland (21-13).

**HOME SWEET HOME**—Kansas City's second half push included a 21-14 mark at Kauffman Stadium after the All-Star break, good for the fifth-best winning percentage (.600) in the American League during that time. KC went unbeaten in its final seven home series, dating back to Aug. 13, which included winning five in a row from Aug. 24-Sept. 16. From August 16 to the end of the season, the Royals' 15 home wins were tied for third-most in the Majors, behind only Tampa Bay (17) and Colorado (16). The club recorded six walk-off wins for the year, including five over the final six weeks.

**POWER SURGE**—Kansas City's power numbers took a big leap at the end of the season as the Royals led the American League in slugging percentage (.461) and extra-base hits (129) from Aug. 24 to the end of the year, finishing second and third in the Majors in those categories, respectively. The club hit 51 of its 155 home runs (32.9 percent) over its final 40 games (from Aug. 18 on), which were fourth-most in the American League in that span, trailing only the Yankees (70), Oakland (64) and Toronto (56). It was a huge turnaround from the first half of the season as Kansas City went into the All-Star break last in the Majors in home runs (78), and 29th in extra-base hits (249) and slugging percentage (.368).

**MEN OF STEAL**—The Royals also ignited their running game during the second half of the season, swiping a Major League-best 74 bags after the break,

with Whit Merrifield (28) and Adalberto Mondesi (27) finishing first and second in the big leagues in that span. Kansas City's 117 stolen bases for the season ranked fourth in the American League, while it cracked 100 thefts in a season for the eighth time in the last nine years.

Whit Merrifield led the Major Leagues in stolen bases, with a career high 45, most by a Royal since Johnny Damon collected 46 in 2000. Merrifield became the second Royal to win the MLB stolen base crown, joining Willie Wilson, who did it with a club-record 83 steals in 1979. Whit also led the big leagues with a franchise-high 16 thefts of third base, while his 26 career steals of third are tied for second-most in the Majors since his debut in 2016, trailing only Billy Hamilton (39).

Despite playing in just 75 games, Adalberto Mondesi finished fourth in the AL with 32 thefts. Since 1900, only four Major League players have stolen more bases in a season in which they've played 75 games or fewer: Alex Cole (40) in 1990, Vince Coleman (37) in 1991, Trea Turner (33) in 2016 and Alan Wiggins (33) in 1982.

Alex Gordon also added 12 steals in 14 attempts (85.7 percent) this season, his highest total since 2014, when he also swiped 12 bags.

**TAKE ME TO YOUR LEADERS**—Not only did Whit Merrifield lead the Majors in steals, he also collected more hits than any other player, finishing the campaign with 192. He had one more hit than Atlanta's Freddie Freeman (191), who finished second, while he outdistanced his closest AL competition, J.D. Martinez (188) by four. Merrifield is the third Royal to lead the Majors in hits, along with Willie Wilson (club-record 230 hits) in 1980 and George Brett (212 hits) in 1979 and (215 hits, tied with Pete Rose) in 1976.

He's the third player since World War II to lead the Majors in both hits and steals, joining Dee Gordon in 2015 and Ichiro Suzuki in 2001. Prior to 1945, the only players to do it were Snuffy Stirnweiss (1944), Ty Cobb (1917, 1915, 1911, 1909), Benny Kauff (1914) and Honus Wagner (1908).

Merrifield finished the season by hitting in his final 20 games (Sept. 10-30) for the longest streak of his career and the longest by a Royal since Jose Guillen hit in 21-straight (June 4-27) in 2010. It was also the longest in the Major Leagues this year. It's the eighth hitting streak of 20 games or more in franchise history, with George Brett's 30-game (July 18-Aug. 18) in 1980 setting the standard.

**40/40 VISION**—Whit Merrifield joined select company as his 43 doubles and 45 steals made him the first player with 40+ doubles and 40+ steals in a season since José Altuve (47 2B, 56 SB) in 2014. Prior to this season, the only Royal to achieve a 40/40 campaign was Johnny Damon, who finished 2000 with 42 doubles and 46 thefts. Merrifield is the only Major Leaguer to record at least 70 doubles (75) and 70 steals (79), which leads the American League) over the last two seasons.



**MONDI'S STRONG FINISH**—Adalberto Mondesi laid the groundwork for what could be an outstanding Major League career, finishing the season batting .276/.306/.498 with 14 homers, 32 steals and 47 runs scored in just 75 games. In the last 45 years (since 1974), his 14 home runs and 32 thefts are matched by only six other players in their age-22 season or younger (as of June 30), along with Mike Trout (2012-13), Hanley Ramírez (2006), Jimmy Rollins (2001), Alex Rodriguez (1998), Sammy Sosa (1990) and Barry Bonds (1986-87). Over his final 30 games, Mondesi hit .312/.351/.624 (39-for-125) with five doubles, two triples, 10 homers, 25 runs scored, 22 RBI and 16 steals. He was named the Royals Player of the Month for September.

**DYNAMIC DUO**—Hunter Dozier and Ryan O'Hearn formed a powerful duo over the final two months of the season. Dozier finished his "rookie" campaign with 11 home runs, including six over his final 45 contests, while O'Hearn slugged 12, which included homering in his big league debut on July 31 in Chicago. The tandem became the first set of Royals to slug 10 or more home runs in their rookie seasons since Angel Berroa (17) and Ken Harvey (13) did it in 2003. Among American League rookies, Dozier ranked second in triples (4), tied for sixth in doubles (19), eighth in total bases (143), ninth in hits (83) and 10th in multi-hit games (19). O'Hearn was ninth in homers, while he ranked first in slugging (.597) and fifth in on-base percentage (.353) among AL rookies with at least 150 plate appearances.

**YOUNG GUNS**—Between July 11 and September 8, Kansas City went 50 consecutive games using a starting pitcher age 29 or younger, the club's longest such streak since 2008, when it went 78-straight games. During the season, the Royals had 94 of their 162 games started by a first or second-year pitcher, while that included 63 of KC's final 80 games (78.8 percent), from July 1 on. The club also had 569.0 innings worked by rookie hurlers this year, which ranked second in the American League, behind only Tampa Bay's 604.0 innings by rookie hurlers.

**STARTERS DOWN THE STRETCH**—From August 22 to the end of the regular season, Kansas City's starting pitchers combined to go 14-8 with a 3.41 ERA (78 ER in 206.0 IP), while posting a 1.16 WHIP. During this stretch, the staff ranked second in the American League in ERA and WHIP and tied for second in victories, behind only Houston's 18 wins. KC's starters led the Majors in walk ratio (1.83), permitting just 42 free passes in its final 206.0 innings.

**KELLER INSTINCT**—Brad Keller, a Rule 5 selection, completed his first season of Major League work with 7.0 strong innings on Sept. 23 in a win over the Tigers in Comerica Park. Keller closed out his rookie campaign with a 9-6 record and 3.08 ERA, with his season ending ERA tops among all rookie hurlers (min. 140.0 IP). The 23-year-old righty opened the year in the bullpen, making 21 appearances and going 1-1 with a 2.01 ERA, then moved to the starting rotation with a 3.0-inning stint vs. Minnesota on May 30. From

that point forward, he made 20 starts, 10 of which were "quality" in nature, posting a 3.28 ERA. He was at his best as the season waned, posting a 5-1 record and 2.25 ERA (13 ER in 52.0 IP) in his last eight starts, working 7.0 innings or more in five of those outings. Since the Rule 5 Draft adopted its current system in 2006, there have been 141 pitchers selected in the Majors League phase, including Keller. Of those hurlers, Keller made the most starts (20) the following season with the team that drafted him and had the lowest ERA.

**NEARLY PERFECT**—Jorge López was acquired by the Royals on July 27 as part of the trade that sent Mike Moustakas to Milwaukee. After a short stint with Omaha (AAA), López was recalled on Aug. 15 and made seven starts with Kansas City. His most memorable came on Sept. 8 in Minnesota, when he took a perfect game to the ninth inning, but allowed a walk and a single to start the ninth, before departing with a 4-0 lead. By retiring the first 24 batters of the game, López became the first Royal to be perfect though eight innings, surpassing Bret Saberhagen, who retired the first 21 hitters of his start on June 21, 1985 vs. Seattle.

**RECORD-SETTING DEFENSE**—Kansas City set a franchise record shortly after the All-Star break, going 16-straight contests without committing an error, which actually spanned 153.0 consecutive innings, from the first inning of the July 29 game at Yankee Stadium to the seventh inning on Aug. 17 in Chicago. The streak was the longest in the Majors since the Red Sox went 18 consecutive games without an error in 2016, matching the Yankees (2009) for the big league record, according to Elias Sports Bureau. The errorless streak helped the Royals post a franchise-best .987 fielding percentage for the year—which tied for second in the American League, behind only Houston (.989). For the second-straight year, KC committed its fewest errors in a non-strike year, being charged with just 77 miscues, two less than it committed in 2017.

**SUPER DUPER**—Kansas City's replay guru, Bill Duplissea, became the first replay official to go an entire season without having a challenge come back as "confirmed." He finished the year tops in the Majors again with 33 reviews overturned, five more than Philadelphia and Tampa Bay (28), who tied for second. Duper also led the Majors with a 78.6% overturn rate (33-for-42), finishing ahead of the second-place Giants, who were 24-for-33 (72.7%). He's made good on 68.4% of his challenges in his career (132-for-193), including a Major League-best 72.6% success rate over the last three seasons (85-for-117).

**YOST SIGNS CONTRACT EXTENSION**—The winningest manager in franchise history, Ned Yost signed a one-year contract extension on the last day of the regular season and will remain as Royals skipper through at least 2019. Yost recorded his 1,100th career win on May 18 vs. the Yankees and finished the year with 1,144, which ranks 49th on the all-time list. He's 687-736 in the regular season with Kansas City, blowing past Whitey Herzog's previous team mark of 410 victories (1975-79).

## AMERICAN LEAGUE

EAST	WON	LOST	PCT.	GB	HOME	ROAD	VS. EAST	VS. CENTRAL	VS. WEST	VS. N.L.
Boston*	108	54	.667	-	57-24	51-30	52-24	19-14	21-12	16-14
New York#	100	62	.617	8.0	53-28	47-34	44-32	23-11	22-10	11-9
Tampa Bay	90	72	.556	18.0	51-30	39-42	41-35	21-11	21-13	7-13
Toronto	73	89	.451	35.0	40-41	33-48	30-46	18-15	12-21	13-7
Baltimore	47	115	.290	61.0	28-53	19-62	23-53	10-23	7-26	7-13

CENTRAL	WON	LOST	PCT.	GB	HOME	ROAD	VS. EAST	VS. CENTRAL	VS. WEST	VS. N.L.
Cleveland*	91	71	.562	-	49-32	42-39	16-18	49-27	14-18	12-8
Minnesota	78	84	.481	13.0	49-32	29-52	18-16	42-34	10-22	8-12
Detroit	64	98	.395	27.0	38-43	26-55	15-17	33-43	10-24	6-14
Chicago	62	100	.383	29.0	30-51	32-49	16-16	30-46	10-24	6-14
<b>KANSAS CITY</b>	<b>58</b>	<b>104</b>	<b>.358</b>	<b>33.0</b>	<b>32-49</b>	<b>26-55</b>	<b>9-24</b>	<b>36-40</b>	<b>7-26</b>	<b>6-14</b>

WEST	WON	LOST	PCT.	GB	HOME	ROAD	VS. EAST	VS. CENTRAL	VS. WEST	VS. N.L.
Houston*	103	59	.636	-	46-35	57-24	19-15	25-7	46-30	13-7
Oakland#	97	65	.599	6.0	50-31	47-34	21-11	26-8	38-38	12-8
Seattle	89	73	.549	14.0	45-36	44-37	19-15	23-9	41-35	6-14
Los Angeles	80	82	.494	23.0	42-39	38-43	11-21	22-12	37-39	10-10
Texas	67	95	.414	36.0	34-47	33-48	12-21	18-15	28-48	9-11

## NATIONAL LEAGUE

EAST	WON	LOST	PCT.	GB	HOME	ROAD	VS. EAST	VS. CENTRAL	VS. WEST	VS. A.L.
Atlanta*	90	72	.556	-	43-38	47-34	49-27	18-14	15-19	8-12
Washington	82	80	.506	8.0	41-40	41-40	41-35	18-16	14-18	9-11
Philadelphia	80	82	.494	10.0	49-32	31-50	34-42	19-14	15-18	12-8
New York	77	85	.475	13.0	37-44	40-41	40-36	13-20	16-17	8-12
Miami	63	98	.391	26.5	38-43	25-55	26-50	13-19	15-18	9-11

CENTRAL	WON	LOST	PCT.	GB	HOME	ROAD	VS. EAST	VS. CENTRAL	VS. WEST	VS. A.L.
Milwaukee*	96	67	.589	-	51-30	45-37	20-13	40-37	23-10	13-7
Chicago#	95	68	.583	1.0	51-31	44-37	22-11	41-36	19-14	13-7
St. Louis	88	74	.543	7.5	43-38	45-36	16-16	41-35	20-14	11-9
Pittsburgh	82	79	.509	13.0	44-36	38-43	12-20	43-33	12-21	15-5
Cincinnati	67	95	.414	28.5	37-44	30-51	13-21	26-50	18-14	10-10

WEST	WON	LOST	PCT.	GB	HOME	ROAD	VS. EAST	VS. CENTRAL	VS. WEST	VS. A.L.
Los Angeles*	92	71	.564	-	45-37	47-34	19-13	16-18	45-32	12-8
Colorado#	91	72	.558	1.0	47-34	44-38	23-11	14-18	41-36	13-7
Arizona	82	80	.506	9.5	40-41	42-39	17-17	16-16	39-37	10-10
San Francisco	73	89	.451	18.5	42-39	31-50	16-17	11-22	38-38	8-12
San Diego	66	96	.407	25.5	31-50	35-46	15-17	16-18	28-48	7-13

\* - DIVISION WINNER

# - WILD CARD QUALIFIER

# 2018 HITTING/PITCHING

PLAYER	AVG	G	AB	R	H	2B	3B	HR	RBI	SH	SF	HP	BB	SO	SB	CS	GDP	E	SLG	OBP
Almonte, A	.179	50	134	15	24	1	2	3	9	1	1	0	15	36	2	2	6	0	260	284
Right	.100	40	4	0	0	1	2	1	1	0	4	11					4		178	175
Left	.213	94	20	1	2	2	2	7	0	0	0	11	25			2		295	330	
Bonifacio, J	.225	69	236	31	53	16	2	4	23	1	2	2	29	71	0	1	3	2	312	360
Butera, D	.188	52	149	11	28	9	0	2	18	0	2	2	13	37	0	0	4	2	259	289
Cuthbert, C	.194	30	103	11	20	2	0	3	7	0	1	2	11	23	0	1	5	3	282	301
Dozier, H	.229	102	362	36	83	19	4	11	34	0	1	1	24	109	2	3	12	7	278	395
Duda, L	.242	87	310	34	75	12	1	13	48	0	3	8	24	95	1	0	4	3	310	413
Escobar, A	.231	140	485	54	112	22	3	4	34	8	4	5	29	74	8	2	14	13	279	313
Gallagher, C	.206	22	63	5	13	3	0	1	7	1	1	3	15	0	0	1	1	250	302	
Goins, R	.226	41	115	10	26	8	1	0	6	1	0	0	4	29	0	0	2	1	252	313
Goodwin, B	.266	27	94	11	25	5	0	3	13	0	0	1	6	31	1	1	0	1	317	415
Gordon, A	.245	141	506	56	124	24	0	13	54	0	2	10	50	124	12	2	7	2	324	370
Herrera, R	.238	75	265	25	63	14	3	1	20	1	2	2	19	52	3	4	6	1	292	325
Right	.189	90	17	5	1	0	5	1	1	1	6	19					4		245	267
Left	.263	175	46	9	2	1	15	0	1	1	13	33					2		316	354
Jay, J	.307	59	238	28	73	9	2	1	18	4	2	3	19	39	3	2	4	0	363	374
Merrifield, W	.304	158	632	88	192	43	3	12	60	2	6	6	61	114	45	10	12	7	367	438
Mondesi, A	.276	75	275	47	76	13	3	14	37	3	1	1	11	77	32	7	2	7	306	498
Right	.289	90	26	4	1	5	14	0	1	2	18						1		312	522
Left	.270	185	50	9	2	9	23	3	1	0	9	59					1		303	486
Moustakas, M	.249	98	378	46	94	21	1	20	62	0	4	5	30	63	3	0	10	7	309	468
O'Hearn, R	.262	44	149	23	39	10	2	12	30	0	1	20	45	0	0	0	5	353	597	
Orlando, P	.167	25	90	6	15	3	0	0	5	0	0	3	25	0	0	3	2	194	200	
Perez, S	.235	129	510	52	120	23	0	27	80	0	5	12	17	108	1	1	19	0	274	439
Phillips, B	.188	36	112	13	21	4	2	2	7	0	1	1	9	50	1	1	0	1	252	313
Soler, J	.265	61	223	27	59	18	0	9	28	0	2	4	28	69	3	1	6	3	354	466
Torres, R	.179	9	28	4	5	1	0	0	1	0	0	0	1	3	0	0	1	2	207	214
Right	.250	12	3	1	0	0	1	0	0	0	0	1					1		250	333
Left	.125	16	2	0	0	0	0	0	0	0	0	1	2						176	125
Vitoria, M	.259	10	27	4	7	2	0	0	4	1	0	0	1	9	0	0	1	0	286	333
Duffy, D	.000	28	2	0	0	0	0	0	0	0	0	0	2	0	0	0	0	0	0	0
Fillmyer, H	.250	17	4	0	1	1	0	0	1	1	0	0	3	0	0	0	0	0	250	500
Flynn, B	.000	48	1	0	0	0	0	0	0	0	0	0	0	0	0	0	0	0	0	0
Hammel, J	.000	39	3	0	0	0	0	0	0	0	0	0	2	0	0	0	0	0	0	0
Hill, T	.000	70	1	0	0	0	0	0	0	0	0	0	1	0	0	0	0	0	0	0
Junis, J	.000	30	2	0	0	0	0	0	0	0	0	0	1	0	0	0	0	1	0	0
Keller, B	.333	41	3	1	1	0	0	0	0	0	0	0	1	0	0	0	0	0	333	333
Kennedy, I	.500	22	2	0	1	0	0	0	0	0	0	0	0	0	0	0	0	1	500	500
Skoglund, E	.000	14	3	0	0	0	0	0	0	0	0	0	2	0	0	0	0	1	0	0
<b>KANSAS CITY</b>	<b>.245</b>	<b>162</b>	<b>5505</b>	<b>638</b>	<b>1350</b>	<b>283</b>	<b>29</b>	<b>155</b>	<b>606</b>	<b>24</b>	<b>40</b>	<b>67</b>	<b>427</b>	<b>1310</b>	<b>117</b>	<b>38</b>	<b>123</b>	<b>77</b>	<b>305</b>	<b>.392</b>
<b>OPPONENTS</b>	<b>.275</b>	<b>162</b>	<b>5603</b>	<b>833</b>	<b>1542</b>	<b>271</b>	<b>36</b>	<b>205</b>	<b>797</b>	<b>23</b>	<b>57</b>	<b>51</b>	<b>549</b>	<b>1157</b>	<b>60</b>	<b>33</b>	<b>121</b>	<b>87</b>	<b>342</b>	<b>.446</b>

PITCHER	W	L	ERA	G	GS	CG	SHO	SV	IP	H	R	ER	HR	HB	BB	SO	WP	BK	OPP	AVG
Adams, J	0	3	6.12	31	0	0	0	0	32.1	30	22	22	9	3	15	37	4	1	246	
Barlow, S	1	1	3.60	6	0	0	0	0	15.0	16	7	6	2	0	3	15	0	0	.258	
Boyer, B	2	1	12.05	21	0	0	0	1	21.2	32	33	29	7	0	13	9	0	0	.344	
Butera, D	0	0	54.00	1	0	0	0	0	0.1	2	2	2	0	0	3	0	0	0	.667	
Duffy, D	8	12	4.88	28	28	0	0	0	155.0	161	86	84	23	4	70	141	14	0	.264	
Fillmyer, H	4	2	4.26	17	13	0	0	0	82.1	78	41	39	11	2	32	57	3	1	.255	
Flynn, B	3	5	4.04	48	0	0	0	1	75.2	87	37	34	5	3	35	47	5	0	.295	
Grimm, J	1	3	13.50	16	0	0	0	0	12.2	17	19	19	2	0	14	8	1	0	.347	
Hammel, J	4	14	6.02	39	18	0	0	0	127.0	168	91	85	18	3	39	92	3	0	.315	
Herrera, K	1	1	1.05	27	0	0	0	14	25.2	19	3	3	2	0	2	22	0	0	.207	
Hill, T	1	4	4.53	70	0	0	0	2	45.2	46	28	23	4	2	14	42	0	0	.257	
Junis, J	9	12	4.37	30	30	1	0	0	177.0	182	94	86	32	15	43	164	9	0	.265	
Keller, B	9	6	3.08	41	20	1	0	0	140.1	133	50	48	7	2	50	96	8	0	.252	
Kennedy, I	3	9	4.66	22	22	0	0	0	119.2	125	66	62	20	1	40	105	4	0	.265	
Lively, B	0	1	1.35	5	0	0	0	0	6.2	7	1	1	0	0	5	5	0	0	.280	
Lopez, J	2	4	6.35	7	7	0	0	0	34.0	41	24	24	5	1	9	23	2	0	.297	
Maurer, B	0	4	7.76	37	0	0	0	1	31.1	42	29	27	7	1	25	31	2	0	.323	
McCarthy, K	5	4	3.25	65	0	0	0	0	72.0	70	28	26	7	2	20	46	2	0	.259	
Newberry, J	2	0	4.73	14	0	0	0	0	13.1	13	8	7	3	0	9	11	1	0	.255	
Oaks, T	0	2	7.24	4	2	0	0	0	13.2	21	11	11	1	0	6	10	0	0	.375	
Peralta, W	1	0	3.67	37	0	0	0	14	34.1	28	14	14	4	1	23	35	4	0	.230	
Romero, E	0	0	20.25	4	0	0	0	0	4.0	11	9	9	3	0	2	3	0	0	.524	
Skoglund, E	1	6	5.14	14	13	0	0	0	70.0	66	41	40	12	6	19	49	3	0	.246	
Smith, B	1	6	6.92	38	6	0	0	0	78.0	90	60	60	15	4	40	77	0	1	.292	
Sparkman, G	0	3	4.46	15	3	0	0	0	38.1	47	20	19	3	1	15	27	3	1	.303	
Stout, E	0	0	23.14	3	0	0	0	0	2.1	7	7	6	2	0	2	2	0	0	.500	
Vasto, J	0	1	2.45	5	0	0	0	0	3.2	3	2	1	1	0	1	3	0	0	.214	
<b>KANSAS CITY</b>	<b>58</b>	<b>104</b>	<b>4.94</b>	<b>162</b>	<b>162</b>	<b>2</b>	<b>8</b>	<b>33</b>	<b>1432.0</b>	<b>1542</b>	<b>833</b>	<b>786</b>	<b>205</b>	<b>51</b>	<b>549</b>	<b>1157</b>	<b>68</b>	<b>4</b>	<b>.275</b>	
<b>OPPONENTS</b>	<b>104</b>	<b>58</b>	<b>3.58</b>	<b>162</b>	<b>162</b>	<b>3</b>	<b>9</b>	<b>52</b>	<b>1454.0</b>	<b>1350</b>	<b>638</b>	<b>578</b>	<b>155</b>	<b>67</b>	<b>427</b>	<b>1310</b>	<b>63</b>	<b>4</b>	<b>.245</b>	

	Home		Road		Totals	
	W	L	W	L	W	L
Shutouts	3	5	5	4	8	9
SHO - Individual	0	0	0	2	0	2
Extra Innings	3	3	2	5	5	8
One-Run Decisions	9	11	10	19	19	30
Two-Run Decisions	7	6	4	8	11	14
VS. LH Starters	9	15	10	15	19	30
VS. RH Starters	23	34	16	40	39	74
Grass Fields	32	49	26	48	58	97
Artificial Fields	0	0	0	7	0	7
Day Games	8	15	11	23	19	38
Night Games	24	34	15	32	39	66

	Home		Road		Totals	
	W	L	W	L	W	L
<b>Totals vs. A.L.</b>	<b>31</b>	<b>40</b>	<b>21</b>	<b>50</b>	<b>52</b>	<b>90</b>
<b>Totals vs. N.L.</b>	<b>1</b>	<b>9</b>	<b>5</b>	<b>5</b>	<b>6</b>	<b>14</b>
Totals vs. A.L. East	6	10	3	14	9	24
Totals vs. A.L. Central	22	17	14	23	36	40
Totals vs. A.L. West	3	13	4	13	7	26
vs. Baltimore	3	0	1	2	4	2
vs. Boston	0	3	1	2	1	5
vs. Chicago Cubs	1	2	0	0	1	2
vs. Chicago White Sox	4	6	4	5	8	11
vs. Cincinnati	0	2	2	0	2	2
vs. Cleveland	4	6	3	6	7	12
vs. Detroit	6	3	5	5	11	8
vs. Houston	0	3	1	2	1	5
vs. Los Angeles Angels	1	3	0	3	1	6
vs. Milwaukee	0	2	1	1	1	3
vs. Minnesota	8	2	2	7	10	9
vs. New York Yankees	1	2	1	3	2	5
vs. Oakland	1	2	1	3	2	5
vs. Pittsburgh	0	0	0	3	0	3
vs. St. Louis	0	3	2	1	2	4
vs. Seattle	1	2	0	3	1	5
vs. Tampa Bay	0	3	0	4	0	7
vs. Toronto	2	2	0	3	2	5
vs. Texas	0	3	2	2	2	5
<b>Overall Totals</b>	<b>32</b>	<b>49</b>	<b>26</b>	<b>55</b>	<b>58</b>	<b>104</b>

	KC	OPP		WON	LOST
Double Plays	142	144	Starters	38	68
Triple Plays	0	0	Relievers	20	36
Left on Base	1063	1155	Streaks	6	10
Grand Slam HR	4	11			
Home Runs - Home	67	103			
Home Runs - Road	88	102			
Doubleheaders (Home)	0-0-0				
Doubleheaders (Road)	0-1-0				

**SCORING STATS**

	Score by Innings															
	1	2	3	4	5	6	7	8	9	10	11	12	13	14	15	Total
Royals	95	62	88	73	77	65	58	65	45	5	0	1	3	1	-	638
Opponents	88	82	88	124	80	91	94	95	74	7	4	4	2	-	-	833

	Victory Margin														
	1	2	3	4	5	6	7	8	9	10	11	12	13	14	15+
Royals	19	11	7	6	6	2	3	2	1	1	-	-	-	-	-
Opponents	30	14	18	10	9	7	4	6	3	1	1	-	-	-	1



# 2018 AMERICAN LEAGUE STATS

## BATTING

CLUB	AVG	AB	R	H	2B	3B	HR	RBI	SH	SF	HP	BB	SO	SB	CS	GIDP	SLG	OBP
Boston	.268	5623	876	1509	355	31	208	829	7	48	55	569	1253	125	31	130	.339	.453
Cleveland	.259	5595	818	1447	297	19	216	786	25	44	80	554	1189	135	36	98	.332	.434
Tampa Bay	.258	5475	716	1415	274	43	150	664	28	50	101	540	1388	128	51	122	.333	.406
Houston	.255	5453	797	1390	278	18	205	763	14	45	61	565	1197	71	26	156	.329	.425
Seattle	.254	5513	677	1402	256	32	176	644	29	41	70	430	1221	79	37	128	.314	.408
Oakland	.252	5579	813	1407	322	20	227	778	6	44	76	550	1381	35	21	136	.325	.439
Minnesota	.250	5526	738	1379	317	22	166	704	19	38	37	534	1328	47	27	89	.318	.405
New York	.249	5515	851	1374	269	23	267	821	10	59	62	625	1421	63	21	107	.329	.451
<b>Kansas City</b>	<b>.245</b>	<b>5505</b>	<b>638</b>	<b>1350</b>	<b>283</b>	<b>29</b>	<b>155</b>	<b>606</b>	<b>24</b>	<b>40</b>	<b>67</b>	<b>427</b>	<b>1310</b>	<b>117</b>	<b>38</b>	<b>123</b>	<b>.305</b>	<b>.392</b>
Toronto	.244	5477	709	1336	320	16	217	680	5	37	58	499	1387	47	30	118	.312	.427
Los Angeles	.242	5472	721	1323	249	23	214	690	7	39	73	514	1300	89	22	111	.313	.413
Detroit	.241	5494	630	1326	284	35	135	597	15	40	52	428	1341	70	30	110	.300	.380
Chicago	.241	5523	656	1332	259	40	182	639	24	32	66	425	1594	98	41	99	.302	.401
Texas	.240	5453	737	1308	266	24	194	696	33	34	88	555	1484	74	35	104	.318	.404
Baltimore	.239	5507	622	1317	242	15	188	593	13	35	57	422	1412	81	22	132	.298	.391
Totals	.249	82710	10999	20615	4271	390	2900	1490	259	626	1003	7637	20206	1259	468	1763	.318	.415

## PITCHING

CLUB	W	L	ERA	G	CG	SHO	SV	IP	H	R	ER	HR	HB	BB	SO	WP	BK	AVG
Houston	103	59	3.11	162	3	12	46	1455.0	1164	534	503	152	66	435	1687	67	4	2.17
Tampa Bay	90	72	3.74	162	0	14	52	1448.1	1236	646	602	164	53	501	1421	55	6	2.30
Boston	108	54	3.75	162	2	14	46	1458.2	1305	647	608	176	84	512	1558	51	3	2.37
Cleveland	91	71	3.77	162	5	17	41	1457.1	1349	648	611	200	59	407	1544	54	2	2.42
New York	100	62	3.78	162	2	11	49	1456.1	1311	669	611	177	58	494	1634	73	4	2.37
Oakland	97	65	3.81	162	2	14	44	1465.2	1303	674	621	184	53	474	1237	86	2	2.36
Seattle	89	73	4.13	162	3	12	60	1448.2	1396	711	664	195	72	400	1328	57	3	2.52
Los Angeles	80	82	4.15	162	1	9	35	1437.1	1353	722	662	205	65	546	1386	87	3	2.48
Minnesota	78	84	4.50	162	2	7	37	1443.1	1425	775	721	198	80	573	1377	59	0	2.56
Detroit	64	98	4.58	162	0	2	37	1425.1	1423	796	726	216	60	491	1215	54	4	2.58
Chicago	62	100	4.83	162	0	8	34	1437.0	1404	848	771	196	89	653	1259	94	9	2.54
Toronto	73	89	4.85	162	0	3	39	1433.2	1476	832	772	208	67	551	1298	71	5	2.65
Texas	67	95	4.92	162	1	5	42	1431.0	1516	848	783	222	72	491	1121	57	8	2.71
<b>Kansas City</b>	<b>58</b>	<b>104</b>	<b>4.94</b>	<b>162</b>	<b>2</b>	<b>8</b>	<b>33</b>	<b>1432.0</b>	<b>1542</b>	<b>833</b>	<b>786</b>	<b>205</b>	<b>51</b>	<b>549</b>	<b>1157</b>	<b>68</b>	<b>4</b>	<b>2.75</b>
Baltimore	47	115	5.18	162	2	7	28	1431.0	1552	892	824	234	67	589	1203	81	8	2.76
Totals	1207	1223	4.27	1215	25	143	623	21660.2	20755	11075	10265	2932	996	7666	20425	14	65	2.50

## FIELDING

CLUB	FCI	G	PO	A	E	TC	DF	IF	FB
Houston	.989	162	4365	1369	63	5797	116	0	15
Los Angeles	.987	162	4312	1502	76	5890	173	0	18
<b>Kansas City</b>	<b>.987</b>	<b>162</b>	<b>4296</b>	<b>1529</b>	<b>77</b>	<b>5902</b>	<b>142</b>	<b>0</b>	<b>10</b>
Boston	.987	162	4376	1366	77	5819	106	0	25
Cleveland	.986	162	4372	1353	83	5808	123	0	9
Tampa Bay	.986	162	4345	1483	85	5913	136	0	17
Oakland	.985	162	4397	1594	89	6080	125	0	17
Seattle	.985	162	4346	1486	88	5920	152	1	13
New York	.984	162	4369	1344	94	5807	95	0	25
Detroit	.984	162	4276	1428	95	5799	126	0	8
Minnesota	.984	162	4330	1454	97	5881	127	0	12
Toronto	.983	162	4301	1447	101	5849	138	0	8
Baltimore	.982	162	4293	1537	104	5934	159	0	9
Chicago	.981	162	4311	1431	114	5856	135	0	20
Texas	.980	162	4293	1558	120	5971	168	1	13
Totals	.985	1215	64982	21881	1363	88226	2021	2	219

**Team Batting**

Most runs, game	15
Most runs, extra-inning game	7
Most hits, game	20
Most hits, extra-inning game	15
Fewest hits, game	1
Most runs, inning	10
Most hits, inning	9
Most doubles, game	6
Most doubles, extra-inning game	3
Most triples, game	2
Most triples, extra-inning game	1
Most home runs, game	5
Most home runs, extra-inning game	2
Most home runs, inning	4
Most extra-base hits, game	7
Most extra-base hits, extra-inning game	5
Most steals, game	4
Most times caught stealing, game	2
Most sacrifice flies, game	2
Most sacrifices, game	2
Most strikeouts, game	16
Most strikeouts, extra-inning game	17
Most walks, game	9
Most walks, extra-inning game	8
Most left on base, game	15
Most left on base, extra-inning game	12
Fewest left on base, game	2
Fewest left on base, extra-inning game	3
Most double plays turned	5
Most errors, game	3

**Royals**

May 8 @ Baltimore	15
May 1 @ Boston	7
May 8 @ Baltimore	20
May 1 @ Boston	15
June 5 @ Los Angeles Angels	1
May 8 @ Baltimore (1st)	10
May 8 @ Baltimore (1st)	9
Thrice, last: Sept. 15 vs. Minnesota	6
Twice, last: Sept. 18 @ Pittsburgh	3
Aug. 29 vs. Detroit	2
Sept. 10 vs. Chicago White Sox	1
May 8 @ Baltimore	5
Thrice, last: Sept. 10 vs. Chicago White Sox	2
May 8 @ Baltimore (1st)	4
4 times, last: Sept. 20 @ Detroit	7
Sept. 10 vs. Chicago White Sox	5
6 times, last: Sept. 26 @ Cincinnati	4
Twice, last: June 2 vs. Oakland	2
5 times, last: Aug. 31 vs. Baltimore	2
May 23 @ St. Louis	2
Thrice, last: Sept. 5 @ Cleveland	16
Sept. 18 @ Pittsburgh	17
July 21 vs. Minnesota	9
Sept. 12 vs. Chicago White Sox	8
July 28 @ New York Yankees-2	15
Twice, last: May 1 @ Boston	12
6 times, last: Sept. 22 @ Detroit	2
June 23 @ Houston	3
July 8 vs. Boston	5
Twice, last: June 24 @ Houston	3

**Opponents**

June 1 vs. Oakland	16
April 27 vs. Chicago White Sox	7
Sept. 16 vs. Minnesota	18
Twice, last: May 1 @ Boston	12
Sept. 8 @ Minnesota	1
Sept. 28 vs. Cleveland (7th)	10
Sept. 28 vs. Cleveland (7th)	9
Twice, last: July 7 vs. Boston	5
Thrice, last: May 26 @ Texas	3
4 times, last: May 25 @ Texas	2
April 27 vs. Chicago White Sox	2
March 29 vs. Chicago White Sox	6
4 times, last: Sept. 12 vs. Chicago White Sox	2
Twice, last: Aug. 19 @ Chicago White Sox (4th)	3
March 29 vs. Chicago White Sox	9
April 27 vs. Chicago White Sox	6
5 times, last: Sept. 30 vs. Cleveland	3
May 22 @ St. Louis	3
Twice, last: Sept. 23 @ Detroit	2
May 15 vs. Tampa Bay	2
Twice, last: Aug. 18 @ Chicago White Sox	13
April 17 @ Toronto-2	13
July 7 vs. Boston	13
May 29 vs. Minnesota	8
Aug. 23 @ Tampa Bay	14
May 29 vs. Minnesota	13
Twice, last: Sept. 8 @ Minnesota	1
Twice, last: Sept. 10 vs. Chicago White Sox	3
Twice, last: Sept. 12 vs. Chicago White Sox	4
May 1 @ Boston	4

**Individual Batting:**

Most hits, game	5	Merrifield (July 8 vs. Boston)
Most hits, extra-inning game	4	Twice, last: Mondesi (Sept. 12 vs. Chicago White Sox)
Most runs, game	3	8 times, last: Mondesi (Sept. 14 vs. Minnesota)
Most doubles, game	3	Twice: Jay (May 28 vs. Minnesota), Duda (May 11 @ Cleveland)
Most triples, game	1	29 times, last: Mondesi (Sept. 26 @ Cincinnati)
Most home runs, game	2	5 times, last: O'Hearn (Sept. 3 @ Cleveland)
Most RBI, game	5	Thrice, last: Gordon (Sept. 15 vs. Minnesota)
Most RBI, extra-inning game	3	Twice: Soler (May 1 @ Boston), Dozier (June 23 @ Houston)
Most total bases, game	10	O'Hearn (Sept. 3 @ Cleveland)
Most total bases, extra-inning game	6	Soler (May 1 @ Boston)
Most walks, game	3	Thrice, last: O'Hearn (Sept. 12 vs. Chicago White Sox)
Most stolen bases, game	3	Thrice: Mondesi (Aug. 14 vs. Toronto), Merrifield (May 18 vs. New York Yankees, May 6 vs. Detroit)
Longest hitting streak (min. 5 games)	20	Merrifield (Sept. 10-end of season)

**Individual Pitching:**

Most innings pitched, starter	9.0	Twice, Hammel (April 20 @ Detroit-1) and Junis (Aug. 28 vs. Detroit)
Most innings pitched, reliever	4.1	Sparkman (Aug. 10 vs. St. Louis)
Most strikeouts, starter	10	Twice, Hammel (May 27 @ Texas) and Duffy (June 9 @ Oakland)
Most strikeouts, reliever	5	Twice, Barlow (May 29 vs. Minnesota and June 1 vs. Oakland)
Most walks, starter	5	4 times, last: Fillmyer (Aug. 14 vs. Toronto)
Most walks, reliever	3	5 times, last: Maurer (Sept. 20 @ Detroit)
Most runs allowed	9	4 times, last: Hammel (June 24 @ Houston)
Most home runs allowed	5	Junis (April 26 vs. Chicago White Sox) - <b> tied franchise record</b>
Consecutive scoreless innings, starter	16.0	Twice, Duffy (July 9-20) and Junis (April 3-14)
Consecutive scoreless innings, reliever	15.0	Smith (June 19-July 6; Aug. 15-21)
Longest winning streak (2 or more)	3	4 times, last: Junis (Aug. 28-end of season)

**Team Miscellaneous:**

Longest winning streak, overall	6	Aug. 28-Sept. 3
Longest winning streak, home	7	Aug. 28-Sept. 11
Longest winning streak, road	3	Twice: Sept. 23-26, May 22-24
Longest losing streak, overall	10	June 29-July 9
Longest losing streak, home	10	April 10-28 (Game 1)
Longest losing streak, road	5	5 times, April 8-20, June 4-8, Aug. 2-17, Aug. 19-23, Sept. 9-20
Longest game-inning, home	14	May 29 vs. Minnesota
Longest game-inning, road	13	May 1 @ Boston
Longest game-time, home	4:03	July 7 vs. Boston
Longest game-time, road	3:36	Sept. 7 @ Minnesota
Longest game-time (extra-innings, home)	4:12	May 29 vs. Minnesota
Longest game-time (extra-innings, road)	4:25	May 1 @ Boston
Shortest game-time home	2:16	May 6 vs. Detroit
Shortest game-time road	2:00	July 1 @ Seattle
Shortest game-time (extra-innings, home)	2:51	Sept. 10 vs. Chicago White Sox
Shortest game-time (extra-innings, road)	2:46	April 20 @ Detroit-1
Largest crowd-home	38,427	Aug. 11 vs. St. Louis (Sellout)
Smallest crowd-home	12,324	April 9 vs. Seattle
Largest crowd-road	46,965	July 26 @ New York Yankees
Smallest crowd-road	7,963	June 7 @ Oakland
Largest winning margin	10	April 9 vs. Seattle
Largest losing margin	16	June 1 vs. Oakland
Largest deficit overcome to win	5	May 11 @ Cleveland (trailing 4-9 after 4, won 10-9)
Largest lead lost	6	Aug. 19 @ Chicago White Sox (led 6-0 after 3 1/2, lost 7-6)

## 2018 OPENING DAY ROSTER

### March 29 vs. Chicago White Sox

**Pitchers (13):** Blaine Boyer, Danny Duffy (L), Brian Flynn (L), Justin Grimm, Jason Hammel, Kelvin Herrera, Tim Hill (L), Jakob Junis, Brad Keller, Ian Kennedy, Brandon Maurer, Eric Skoglund (L), Burch Smith

**Catchers (2):** Drew Butera, Cam Gallagher

**Infielders (6):** Cheslor Cuthbert, Lucas Duda (L), Alcides Escobar, Ryan Goins (L), Whit Merrifield, Mike Moustakas (L)

**Outfielders (4):** Alex Gordon (L), Jon Jay (L), Paulo Orlando, Jorge Soler

**Disabled List (5):** Jesse Hahn, Nate Karns, Adalberto Mondesi (S), Salvador Perez, Bubba Starling

**Suspended (1):** Jorge Bonifacio

<i>Date</i>	<i>Player</i>	<i>Transaction</i>
March 4	OF-Billy Burns	Sent outright to Omaha (AAA)
March 6	RHP-Jesse Hahn	Placed on the 60-day disabled list (ulnar collateral ligament sprain)
	OF-Jon Jay	Signed as a Major League Free Agent
March 10	OF-Jorge Bonifacio	Placed on the Restricted List (80-game suspension)
	3B-Mike Moustakas	Signed as a Major League Free Agent
March 13	RHP-Scott Barlow	Optioned to Omaha
	INF-Hunter Dozier	Optioned to Omaha
	1B-Samir Dueñez	Optioned to Northwest Arkansas (AA)
	RHP-Heath Fillmyer	Optioned to Omaha
	RHP-Andres Machado	Optioned to Omaha
	LHP-Eric Stout	Optioned to Omaha
	C-Meibrys Vilorio	Optioned to Wilmington (A+)
	RHP-Kyle Zimmer	Optioned to Omaha
March 18	C-Cam Gallagher	Optioned to Omaha
	RHP-Sam Gaviglio	Designated for assignment
	RHP-Justin Grimm	Signed as a Major League Free Agent
	RHP-Trevor Oaks	Optioned to Omaha
	INF-Ramón Torres	Optioned to Omaha
March 21	RHP-Sam Gaviglio	Traded to Toronto for a player to be named
March 25	RHP-Kevin McCarthy	Optioned to Omaha
March 29	RHP-Blaine Boyer	Selected from Omaha
	C-Cam Gallagher	Recalled from Omaha
	INF-Ryan Goins	Selected from Omaha
	RHP-Nate Karns	Placed on 10-day disabled list (right elbow inflammation), retroactive to March 26
	INF-Adalberto Mondesi	Placed on 10-day disabled list (right shoulder impingement syndrome), retro to March 26
	RHP-Wily Peralta	Designated for assignment
	C-Salvador Perez	Placed on 10-day disabled list (left knee sprain), retroactive to March 26
	OF-Bubba Starling	Placed on 10-day disabled list (left oblique strain), retroactive to March 26
	RHP-Kyle Zimmer	Designated for assignment
March 31	RHP-Wily Peralta	Sent outright to Omaha
April 2	OF-Abraham Almonte	Claimed off waivers from Cleveland; optioned to Omaha
	RHP-Miguel Almonte	Designated for assignment
April 3	RHP-Kyle Zimmer	Released
April 4	RHP-Miguel Almonte	Traded to Los Angeles Angels for cash considerations
April 10	OF-Abraham Almonte	Recalled from Omaha
	OF-Alex Gordon	Placed on 10-day disabled list (left hip labral tear)
April 13	RHP-Brandon Maurer	Optioned to Omaha
	RHP-Kevin McCarthy	Recalled from Omaha
April 15	C-Salvador Perez	Sent to Northwest Arkansas on a rehab assignment
April 17	RHP-Scott Barlow	Recalled from Omaha (26th man), optioned to Omaha
April 19	C-Salvador Perez	Rehab assignment transferred to Omaha
April 20	RHP-Scott Barlow	Recalled from Omaha (26th man), optioned to Omaha
	OF-Alex Gordon	Sent to Omaha on a rehab assignment
April 24	C-Cam Gallagher	Optioned to Omaha
	OF-Alex Gordon	Returned from rehab assignment; reinstated from disabled list
	RHP-Justin Grimm	Placed on 10-day disabled list (lower back stiffness), retroactive to April 22
	OF-Paulo Orlando	Optioned to Omaha
	C-Salvador Perez	Returned from rehab assignment; reinstated from disabled list
	LHP-Eric Stout	Recalled from Omaha
April 27	OF-Bubba Starling	Reinstated from disabled list; optioned to Omaha
April 28	RHP-Scott Barlow	Recalled from Omaha
	RHP-Trevor Oaks	Recalled from Omaha (26th man); optioned to Omaha
	LHP-Eric Stout	Optioned to Omaha
April 30	INF-Adalberto Mondesi	Reinstated from disabled list; optioned to Omaha
May 3	RHP-Brandon Maurer	Sent outright to Omaha
May 4	RHP-Jason Adam	Selected from Omaha
	RHP-Scott Barlow	Optioned to Omaha
May 14	INF-Hunter Dozier	Recalled from Omaha
	1B-Lucas Duda	Placed on 10-day disabled list (right foot plantar fasciitis)
	RHP-Justin Grimm	Sent to Omaha on a rehab assignment

<i>Date</i>	<i>Player</i>	<i>Transaction</i>
May 19	INF-Cheslor Cuthbert INF-Ramón Torres	Placed on 10-day disabled list (lower back strain), retroactive to May 16 Recalled from Omaha
May 26	LHP-Eric Skoglund LHP-Eric Stout	Placed on 10-day disabled list (left UCL sprain) Recalled from Omaha
May 28	RHP-Scott Barlow LHP-Eric Stout	Recalled from Omaha Optioned to Omaha
May 30	RHP-Blaine Boyer RHP-Trevor Oaks	Placed on 10-day disabled list (lower back strain), retroactive to May 29 Recalled from Omaha
June 2	OF-Rosell Herrera RHP-Nate Karns	Claimed off waivers from Cincinnati; optioned to Omaha Transferred to 60-day disabled list
June 6	RHP-Elvis Luciano, LHP-Gabe Speier	Acquired from Arizona in exchange for OF-Jon Jay
June 7	OF-Paulo Orlando	Recalled from Omaha
June 11	RHP-Trevor Oaks	Optioned to Omaha
June 12	RHP-Justin Grimm	Returned from rehab assignment; reinstated from disabled list
June 15	RHP-Jason Adam RHP-Brandon Maurer	Optioned to Omaha Selected from Omaha
June 17	RHP-Scott Barlow OF-Rosell Herrera INF-Adalberto Mondesi	Optioned to Omaha Recalled from Omaha Recalled from Omaha
	RHP-Wily Peralta LHP-Eric Skoglund	Selected from Omaha Transferred to 60-day disabled list
	OF-Jorge Soler INF-Ramón Torres	Placed on 10-day disabled list (left toe fracture) Optioned to Omaha
June 18	1B-Lucas Duda INF-Kelvin Gutierrez, RHP-Yohanse Morel, OF-Blake Perkins	Sent to Omaha on a rehab assignment Acquired from Washington in exchange for RHP-Kelvin Herrera
June 19	RHP-Heath Fillmyer	Recalled from Omaha
June 23	1B-Lucas Duda OF-Paulo Orlando	Returned from rehab assignment; reinstated from disabled list Optioned to Omaha
June 27	RHP-Jason Adam RHP-Justin Grimm	Recalled from Omaha Placed on 10-day disabled list (right shoulder impingement syndrome), retro to June 24
June 28	OF-Jorge Bonifacio INF-Ryan Goins	Activated from Restricted List Designated for assignment
June 29	INF-Cheslor Cuthbert	Sent to Omaha on a rehab assignment
July 2	INF-Ryan Goins	Sent outright to Omaha
July 4	RHP-Ian Kennedy RHP-Trevor Oaks	Placed on 10-day disabled list (left oblique strain), retroactive to June 30 Recalled from Omaha
July 5	RHP-Blaine Boyer LHP-Enny Romero	Transferred to 60-day disabled list Claimed off waivers from Pittsburgh
July 6	RHP-Trevor Oaks LHP-Enny Romero	Optioned to Omaha Activated
July 7	RHP-Justin Grimm	Released
July 8	RHP-Jakob Junis RHP-Glenn Sparkman	Placed on 10-day disabled list (lower back inflammation) Selected from Omaha
July 10	RHP-Jason Adam RHP-Ian Kennedy	Optioned to Omaha Reinstated from 10-day disabled list
July 11	RHP-Jason Adam RHP-Ian Kennedy	Recalled from Omaha Placed on 10-day disabled list (left oblique strain)
July 13	OF-Rosell Herrera OF-Paulo Orlando	Placed on the Paternity List Recalled from Omaha
July 16	OF-Abraham Almonte OF-Rosell Herrera	Designated for assignment Reinstated from Paternity List
July 18	OF-Abraham Almonte RHP-Jesse Hahn LHP-Eric Skoglund	Released Sent to Surprise (Rookie) on a rehab assignment Sent to Surprise (Rookie) on a rehab assignment
July 20	INF-Adalberto Mondesi INF-Ramón Torres	Placed on Medical Family Emergency List Recalled from Omaha
July 21	RHP-Jakob Junis LHP-Enny Romero	Reinstated from disabled list Designated for assignment
July 22	OF-Brian Goodwin	Acquired from Washington in exchange for RHP-Jacob Condra-Bogan
July 23	LHP-Eric Skoglund INF-Ramón Torres	Rehab assignment transferred to Northwest Arkansas Optioned to Omaha
July 24	RHP-Blaine Boyer RHP-Jesse Hahn INF-Adalberto Mondesi	Rehab assignment transferred to Northwest Arkansas Rehab assignment transferred to Northwest Arkansas Reinstated from Family Medical Emergency List
	LHP-Enny Romero RHP-Jorge López, OF-Brett Phillips	Sent outright to Omaha Acquired from Milwaukee in exchange for 3B-Mike Moustakas
July 27	RHP-Andres Machado OF-Brett Phillips	Recalled from Omaha; optioned to Omaha Recalled from Omaha (26th man)
July 28	RHP-Andres Machado OF-Brett Phillips	Recalled from Omaha; optioned to Omaha Recalled from Omaha (26th man)



## 2018-19 TRANSACTIONS (CONT.)

<i>Date</i>	<i>Player</i>	<i>Transaction</i>
July 31	INF-Cheslor Cuthbert OF-Brian Goodwin 1B-Ryan O'Hearn	Transferred to 60-day disabled list Placed on 10-day disabled list (left groin strain) Selected from Omaha
August 1	RHP-Blaine Boyer	Rehab assignment transferred to Omaha
August 2	LHP-Eric Skoglund	Rehab assignment transferred to Omaha
August 7	RHP-Jesse Hahn	Rehab assignment transferred to Omaha
August 12	RHP-Blaine Boyer OF-Jorge Soler	Reinstated from disabled list Transferred to 60-day disabled list
August 13	RHP-Glenn Sparkman LHP-Danny Duffy	Optioned to Omaha Placed on 10-day disabled list (left shoulder impingement)
August 15	RHP-Glenn Sparkman RHP-Blaine Boyer	Recalled from Omaha Released
August 16	RHP-Jorge López	Recalled from Omaha
August 18	OF-Brian Goodwin RHP-Jason Adam	Sent to Omaha on a rehab assignment Optioned to Omaha
August 23	RHP-Jake Newberry LHP-Danny Duffy	Selected from Omaha Reinstated from disabled list
August 27	RHP-Glenn Sparkman	Optioned to Omaha
August 29	OF-Jorge Soler	Sent to Omaha on a rehab assignment
August 30	1B-Lucas Duda	Traded to Atlanta for cash considerations
August 31	RHP-Ian Kennedy OF-Brian Goodwin C-Cam Gallagher LHP-Jerry Vasto	Sent to Omaha on a rehab assignment Returned from rehab assignment; reinstated from disabled list Recalled from Omaha Acquired from Colorado in exchange for C-Drew Butera
September 1	C-Meibrys Vilorio	Recalled from Wilmington
September 3	RHP-Ian Kennedy	Rehab assignment transferred to Northwest Arkansas
September 4	LHP-Eric Skoglund RHP-Glenn Sparkman LHP-Jerry Vasto	Reinstated from disabled list Recalled from Omaha Recalled from Omaha
September 5	RHP-Ben Lively LHP-Eric Stout	Claimed off waivers from Philadelphia Designated for assignment
September 9	RHP-Ian Kennedy	Reinstated from disabled list
September 10	LHP-Eric Stout	Released
October 29	INF-Alcides Escobar	Elected free agency
October 30	RHP-Jason Hammel	Elected free agency
October 31	RHP-Jerry Vasto RHP-Wily Peralta RHP-Nate Karns	Acquired by the Chicago Cubs off waivers Re-signed one-year contract Reinstated from 60-day disabled list/declared free agent
November 2	OF-Billy Burns INF-Cheslor Cuthbert RHP-Jesse Hahn RHP-Brandon Maurer OF-Paulo Orlando OF-Jorge Soler	Elected free agency Reinstated from 60-day disabled list Reinstated from 60-day disabled list Elected free agency Elected free agency Reinstated from 60-day disabled list
November 20	INF-Ramón Torres RHP-Kyle Zimmer RHP-Scott Blewett RHP-Arnaldo Hernandez	Elected free agency Elected free agency Selected from Northwest Arkansas Selected from Omaha
November 26	RHP-Josh Staumont RHP-Conner Greene RHP-Burch Smith	Selected from Omaha Acquired from St. Louis off waivers Designated for assignment
November 30	RHP-Jason Adam 1B-Samir Dueñez RHP-Andres Machado RHP-Burch Smith OF-Bubba Starling	Non-tendered Non-tendered Non-tendered Outrighted to Omaha Non-tendered
December 1	RHP-Burch Smith	Elected free agency
December 6	INF-Chris Owings	Signed as a Major League free agent
December 11	OF-Billy Hamilton	Signed as a Major League free agent
December 13	RHP-Sam McWilliams RHP-Chris Ellis	Selected via Rule 5 Draft Acquired from Texas in exchange for cash considerations
December 20	OF-Terrance Gore OF-Rosell Herrera	Signed as a Major League free agent Designated for assignment
January 2	OF-Rosell Herrera	Acquired by Miami off waivers
January 7	RHP-Kyle Zimmer INF-Cheslor Cuthbert	Signed as a Major League free agent Designated for assignment
January 10	INF-Cheslor Cuthbert	Outrighted to Omaha
January 16	LHP-Eric Skoglund	Suspended by Major League Baseball (80 games)
February 7	RHP-Brad Boxberger	Signed as a Major League free agent
February 12	LHP-Jake Diekman RHP-Jesse Hahn	Signed as a Major League free agent Placed on the 60-day disabled list (recovery from right UCL surgery)



# HISTORY



**ALWAYS  
ROYAL**

EST. 1969

**ALWAYS  
ROYAL**

**ALWAYS  
ROYAL**



# 5

# George Brett

## Third Baseman, 1973-93

**George Brett** wrapped up a 21-year Hall of Fame career with the Royals in 1993 after establishing himself as one of the greatest baseball players to ever play the game.

He became the only Royal and just the 11th third baseman to be inducted into the Hall of Fame on July 25, 1999 after receiving 98.2 percent of the votes, the seventh-highest mark. He had his number retired by the Royals on May 14, 1994.

At the conclusion of Brett's career, he was the only player in Major League history to amass more than 3,000 hits, 300 home runs, 600 doubles, 100 triples and 200 stolen bases. He was the first player to win batting titles in three decades (1976, 1980, 1990) and retired as the AL career record holder for most intentional walks (229).

A 13-time All-Star, Brett is the club's all-time leader in every offensive category except stolen bases. He was the American League MVP in 1980, finished as the MVP runner up in 1976 and 1985, was a Rawlings Gold Glove Award winner in 1985 and was crowned the Royals Player of the Year eight times.

Brett hit .390 in his MVP season, posting the highest batting average since Ted Williams' .406 mark in 1941.

Born May 15, 1953 in Wheeling, W.Va., he captivated the baseball world with his performance in the 1985 ALCS and World Series, earning ALCS MVP honors after the Royals rallied from a three games to one deficit against the Toronto Blue Jays.

Brett posted a .373 career World Series average, going 19-for-51 in 13 games, with three doubles, one triple, one home run and four RBI. He holds numerous ALCS records after recording a career batting average of .340 in the league championships.

He culminated his career with his 3,000th hit on September 30, 1992. Overall, he guided the Royals to seven postseasons and two World Series. During his 21-year career with the Royals, Kansas City posted 15 winning seasons, including eight seasons with at least 90 wins.



- Career Honors**
- 👑 Inducted into the Baseball Hall of Fame in 1999
  - 👑 Has number retired by the Royals, May 14, 1994
  - 👑 Won three batting titles (1976, 1980, 1990) and became the only player to win titles in three decades
  - 👑 Voted AL MVP in 1980 and runner up in 1976 and 1985
  - 👑 Named to 13 All-Star Games
  - 👑 Won Rawlings Gold Glove in 1985
  - 👑 1985 ALCS MVP
  - 👑 Played in seven postseasons and two World Series, hitting .337 in those contests
  - 👑 Ranks 6th on MLB's all-time doubles list with 665
  - 👑 Ranks 16th on MLB's all-time hits list with 3,154
  - 👑 His career-best .390 average in 1980 ranked as the highest since Ted Williams' .406 mark in 1941
  - 👑 One of five players in MLB history with 3,000 hits, 300 home runs and 200 steals
  - 👑 Named Royals Player of the Year eight times

### CAREER BATTING

Year	Club	AVG	G	AB	R	H	2B	3B	HR	RBI	SH	SF	HP	BB	SO	SB	CS	E
1973	KANSAS CITY	.125	13	40	2	5	2	0	0	0	1	0	0	0	5	0	0	1
1974	KANSAS CITY	.282	133	457	49	129	21	5	2	47	6	2	0	21	38	8	5	21
1975	KANSAS CITY	.308	159	634	84	195	35	13	11	90	9	2	46	49	13	10	26	
1976	KANSAS CITY	.333	159	645	94	215	34	14	7	67	2	8	1	49	36	21	11	26
1977	KANSAS CITY	.312	139	564	105	176	32	13	22	88	3	3	2	55	24	14	12	21
1978	KANSAS CITY	.294	128	510	79	150	45	8	9	62	3	5	1	39	35	23	7	16
1979	KANSAS CITY	.329	154	645	119	212	42	20	23	107	1	4	0	51	36	17	10	31
1980	KANSAS CITY	.390	117	449	87	175	33	9	24	118	0	7	1	58	22	15	6	17
1981	KANSAS CITY	.314	89	347	42	109	27	7	6	43	0	4	1	27	23	14	6	14
1982	KANSAS CITY	.301	144	552	101	166	32	9	21	82	0	5	1	71	51	6	1	17
1983	KANSAS CITY	.310	123	464	90	144	38	2	25	93	0	3	1	57	39	0	1	25
1984	KANSAS CITY	.284	104	377	42	107	21	3	13	69	0	7	0	38	37	0	2	14
1985	KANSAS CITY	.335	155	550	108	184	38	5	30	112	0	9	3	103	49	9	1	15
1986	KANSAS CITY	.290	124	441	70	128	28	4	16	73	0	4	4	80	45	1	2	16
1987	KANSAS CITY	.290	115	427	71	124	18	2	22	78	0	8	1	72	47	6	3	9
1988	KANSAS CITY	.306	157	589	90	180	42	3	24	103	0	7	3	82	51	14	3	10
1989	KANSAS CITY	.282	124	457	67	129	26	3	12	80	0	9	3	59	47	14	4	2
1990	KANSAS CITY	.329	142	544	82	179	45	7	14	87	0	7	0	56	63	9	2	7
1991	KANSAS CITY	.255	131	505	77	129	40	2	10	61	1	8	0	58	75	2	0	1
1992	KANSAS CITY	.285	152	592	55	169	35	5	7	61	0	4	6	35	69	8	6	3
1993	KANSAS CITY	.266	145	560	69	149	31	3	19	75	0	10	3	39	67	7	5	0
Major League Totals		.305	2707	10349	1583	3154	665	137	317	1596	26	120	33	1096	908	201	97	292



# 20 Frank White

## Second Baseman, 1973-90

### Career Honors

- 👑 Inducted into the Royals Hall of Fame and had number retired in 1995
- 👑 Named to five All-Star games
- 👑 Won eight *Rawlings* Gold Gloves, including six straight, from 1977-82
- 👑 The eight *Rawlings* Gold Gloves are tied for the third-most among second basemen all-time
- 👑 Voted ALCS MVP in 1980
- 👑 Named to TSN Silver Slugger Team in 1986
- 👑 Played in seven postseasons and two World Series
- 👑 Twice named Royals Player of the Year

**Frank White** was the defensive star for the Royals from 1973 to 1990, winning eight *Rawlings* Gold Gloves, an American League record for second basemen at the time. Hall of Famer Bill Mazeroski (8), Ryne Sandberg (9) and Roberto Alomar (10) are the only second basemen in Major League history to accomplish the same feat. His number 20 was retired and he was inducted into the Royals Hall of Fame in 1995.

White claimed the *Rawlings* Gold Glove award six-straight seasons from 1977 to 1982 and missed an unprecedented ninth award in 1988 after committing just four errors that season and leading the league in fielding percentage.

He was selected to the All-Star team five times and earned the starting nod at second base in 1979. White, who ranked seventh all-time in fielding percentage among second basemen when he retired, was named the Royals' Player of the Year in 1983 and 1986.

A native of Kansas City, White was tabbed as the ALCS MVP in 1980 after hitting .545 (6-for-11) and driving in three runs to lead Kansas City to its first-ever World Series by defeating the New York Yankees.

In the 1985 World Series, White led all players with six RBI, hitting three doubles and a home run as KC rallied from a three games to one deficit to beat St. Louis.

Following his career-best 1986 season, White was selected to the Major League All-Star team that toured Japan in the offseason. He was also named to The Sporting News Silver Slugger Team.

The first-ever graduate of the experimental Royals Academy, White ranks second on the club's career charts in games (2,324), at bats (7,859) and hits (2,006). He also stands in the top five in career runs, doubles, triples, home runs, stolen bases, total bases and extra base hits. He hit three inside-the-park home runs during his playing career with the Royals.

White was honored with the Ernie Mehl Award for his contribution to the Kansas City community in 1988.



### CAREER BATTING

Year	Club	AVG	G	AB	R	H	2B	3B	HR	RBI	SH	SF	HP	BB	SO	SB	CS	E
1973	KANSAS CITY	.223	51	139	20	31	6	1	0	5	2	2	0	8	23	3	1	12
1974	KANSAS CITY	.221	99	204	19	45	6	3	1	18	5	0	0	5	33	3	4	12
1975	KANSAS CITY	.250	111	304	43	76	10	2	7	36	2	2	1	20	39	11	3	12
1976	KANSAS CITY	.229	152	446	39	102	17	6	2	46	18	3	3	19	42	20	11	23
1977	KANSAS CITY	.245	152	474	59	116	21	5	5	50	11	2	2	25	67	23	5	8
1978	KANSAS CITY	.275	143	461	66	127	24	6	7	50	9	2	3	26	59	13	10	16
1979	KANSAS CITY	.266	127	467	73	124	26	4	10	48	3	7	1	25	54	28	8	12
1980	KANSAS CITY	.264	154	560	70	148	23	4	7	60	9	4	2	19	69	19	6	10
1981	KANSAS CITY	.250	94	364	35	91	17	1	9	38	4	3	0	19	50	4	2	6
1982	KANSAS CITY	.298	145	524	71	156	45	6	11	56	7	5	2	16	65	10	7	17
1983	KANSAS CITY	.260	146	549	52	143	35	6	11	77	4	6	0	20	51	13	5	8
1984	KANSAS CITY	.271	129	479	58	130	22	5	17	56	4	3	2	27	72	5	5	11
1985	KANSAS CITY	.249	149	563	62	140	25	1	22	69	5	3	1	28	86	10	4	17
1986	KANSAS CITY	.272	151	566	76	154	37	3	22	84	2	7	2	43	88	4	4	10
1987	KANSAS CITY	.245	154	563	67	138	32	2	17	78	4	4	2	51	86	1	3	10
1988	KANSAS CITY	.235	150	537	48	126	25	1	8	58	7	6	4	21	67	7	3	4
1989	KANSAS CITY	.256	135	418	34	107	22	1	2	36	5	3	2	30	52	3	2	10
1990	KANSAS CITY	.216	82	241	20	52	14	1	2	21	0	3	3	10	32	1	0	8
Major League Totals		.255	2324	7859	912	2006	407	58	160	886	101	65	30	412	1035	178	83	206



# 10 Dick Howser

## Manager, 1981-87

### Career Honors

- 👑 Inducted into Royals Hall of Fame and had number retired in 1987
- 👑 Managed Royals during 1985 World Series title season
- 👑 Ranks third in team history with 404 wins as Royals manager
- 👑 Directed Royals to three division titles
- 👑 Guided KC to a 91-71 record in 1985, tied for sixth-most wins in franchise history
- 👑 ESPN Manager of the Year in 1984
- 👑 Named to 1961 All-Star team as a player
- 👑 1961 *Sporting News* Rookie of the Year
- 👑 Elected into the College Baseball Hall of Fame in 2008

**Dick Howser** managed the Royals from August 31, 1981 to February 23, 1987 before losing a courageous battle to cancer on June 17, 1987. During Howser's regime, the Royals won three division titles and a World Championship in 1985. His uniform number 10 was the first number retired by the Royals.

One of Major League Baseball's most successful and popular managers, he compiled a 404-365 record (.525) while skipping the Royals.

He guided the club in one of the most remarkable and endearing comebacks in Major League postseason history, defeating Toronto in the ALCS and St. Louis to win the 1985 World Series. His skills and ability to maneuver the lineup and roster played an important role in the club's success, as he capitalized on a strong starting pitching staff and maximized an offense that ranked 13th in average and runs scored.

Howser's World Series season was quite an encore for a manager who was named the ESPN Manager of the Year and finished second in the Baseball Writer's Manager of the Year balloting in 1984. His 1984 club was hampered by injuries throughout the year as his starting lineup was together for only 50 of the 162 games. Despite the injuries, he guided the Royals from a sixth-place standing and a 40-51 record on July 18, to capture the A.L. West crown by compiling an astonishing 44-25 record over the last 10 weeks.



Overall, he compiled a 507-425 (.544) record at the big league level after guiding the New York Yankees to 103 wins in 1980, becoming just the fourth manager in baseball to win 100 games in his first year.

Howser began his professional career after twice earning All-America honors at Florida State. The 1961 *Sporting News* Rookie of the Year with the Kansas City A's, he was a member of the 1961 All-Star team and enjoyed an eight-year Major League playing career.

### MANAGERIAL CAREER

Year	Club	League	GM	W	L	Pct.	Finish
1978	NEW YORK	AL East	1	0	1	.000	---
1980	NEW YORK	AL East	162	103	59	.636	1st
1981	KANSAS CITY	AL West	33	20	13	.609	*1st
1982	KANSAS CITY	AL West	162	90	72	.556	2nd
1983	KANSAS CITY	AL West	162	79	83	.488	2nd
1984	KANSAS CITY	AL West	162	84	78	.519	1st
1985	KANSAS CITY	AL West	162	91	71	.562	1st (WS)
1986	KANSAS CITY	AL West	88	40	48	.455	3rd

Major League Totals

\* Second half of season

932	507	425	.544
-----	-----	-----	------

### CAREER BATTING

Year	Club	AVG	G	AB	R	H	2B	3B	HR	RBI	SH	SF	HP	BB	SO	SB	CS	E
1961	KANSAS CITY A'S	.280	158	611	108	171	29	6	3	45	8	3	5	92	38	37	9	38
1962	KANSAS CITY A'S	.238	83	286	53	68	8	3	6	34	9	3	1	38	8	19	2	13
1963	KANSAS CITY A'S	.195	15	41	4	8	0	0	0	1	1	0	0	7	3	0	0	2
	CLEVELAND	.247	49	162	25	40	5	0	1	10	4	2	0	22	18	9	3	9
1964	CLEVELAND	.256	162	637	101	163	23	4	3	52	10	4	2	76	39	20	7	20
1965	CLEVELAND	.235	107	307	47	72	8	2	1	6	10	2	1	57	25	17	4	7
1966	CLEVELAND	.229	67	140	18	32	9	1	2	4	4	2	0	15	23	2	4	5
1967	NEW YORK (AL)	.268	63	149	18	40	6	0	0	10	3	0	2	25	15	1	4	3
1968	NEW YORK (AL)	.153	85	150	24	23	2	1	0	3	3	0	2	35	17	0	1	3

Major League Totals	.248	789	2483	398	617	90	17	16	165	58	16	13	367	186	105	34	100
---------------------	------	-----	------	-----	-----	----	----	----	-----	----	----	----	-----	-----	-----	----	-----

# 42 Jackie Robinson

## Second Baseman, 1947-56

**Jackie Robinson** broke the Major League color barrier in 1947. He went on to win Rookie of the Year that season and the 1949 N.L. MVP. Robinson was a six-time All-Star, compiling a .311 career batting average, 1,518 hits and 197 stolen bases in his 10-year Major League career. Prior to his historic stint in the Majors, Robinson played in Kansas City for the Monarchs in 1945. On April 15, 1997, the 50th anniversary of his debut, Major League Baseball retired his number.

### ROYALS HALL OF FAME

The Royals Hall of Fame, presented by Commerce Bank, is an education and entertainment venue blending the timelessness of a museum with the sheer fun of the ballpark for a one-of-a-kind outing at Kauffman Stadium. The 7,000+ square foot facility opened on July 17, 2009 and features dynamic exhibits that include artifacts, photos, documents and multi-media experiences tracing the history of professional baseball in Kansas City from the 1884 Kansas City Unions to the current day Kansas City Royals.

Fans can learn about the Royals founding and the special story of the innovative Royals Baseball Academy; the important role of player development and the minor leagues; hear more about great moments in Royals history; take a look back at the amazing careers of two of the greatest players to ever play— George Brett and Frank White, and relive the Royals championship seasons including Kansas City’s first American League Championship in 1980, the amazing 1985 journey to a World Series title, the back-to-back American League Pennant winning seasons of 2014 and 2015 – and the unforgettable postseason run that made the 2015 Kansas City Royals into World Series Champions. Among the artifacts on display are:

- 👑 2015 World Series Trophy
- 👑 2015 World Series Final Out Baseball
- 👑 2015 American League Championship Trophy
- 👑 2014 American League Championship Trophy
- 👑 1985 World Series Trophy
- 👑 1985 American League Championship Trophy
- 👑 1980 American League Championship Trophy
- 👑 1976 American League West Championship Trophy
- 👑 1977 American League West Championship Trophy
- 👑 1978 American League West Championship Trophy
- 👑 1984 American League West Championship Trophy
- 👑 1980 American League MVP Award – Brett
- 👑 1985 American League Cy Young Award – Saberhagen
- 👑 Frank White’s Eight Gold Gloves
- 👑 George Brett’s 3,000th Hit Baseball & Bat
- 👑 Baseballs From Steve Busby’s Two No-Hitters
- 👑 Salvador Perez’ 2014 AL Wild Card Game Jersey
- 👑 Alex Gordon’s 2015 World Series Game One Jersey
- 👑 2015 World Series Last Out Baseball



#### HALL OF FAME HIGHLIGHTS

- 👑 1969 MLB Expansion Exhibit — The Royals Hall of Fame is honored to be working with our friends in Cooperstown on a feature exhibit celebrating the 50th Anniversary of the 1969 expansion of Major League Baseball that welcomed the Montreal Expos/Washington Nationals, the San Diego Padres, the Seattle Pilots/Milwaukee Brewers, and the Kansas City Royals. The list of artifacts is scheduled to include jerseys worn by Vladimir Guerrero with the Expos and Dave Winfield with the Padres; the batting helmets worn by the Hall of Famers George Brett of the Royals and Robin Yount of the Brewers when they collected their 3,000th career hits; and the cap worn by Hall of Famer Frank Robinson as he managed the first-ever game played by the Washington Nationals.
- 👑 Royals Hall of Fame Plaques — Learn about the accomplishments and contributions of all twenty-six (26) members of the Royals Hall of Fame. The organizations’ highest honor was first awarded in 1986 to Royals pitcher Steve Busby and outfielder Amos Otis, with the most recent inductee being five-time All-Star first baseman Mike Sweeney.
- 👑 Dugout Theatre Film — Take a seat in an authentic replica of the Royals dugout and enjoy a tribute to the making of the 2015 World Champion Kansas City Royals. This full HD film, displayed on the 36-foot long screen of the Royals Hall of Fame Theater, features an inside perspective on the commitment and work of the entire organization - the ‘Royal Way’ – that delivered championship baseball back to Kansas City.
- 👑 Design Your Own Ballpark by Populous — This one-of-a-kind technological interactive exhibit allows guests to design their own ballpark. Fans can make key design decisions as their “ideal” ballpark changes and develops on the screen in front of them.

## HISTORY OF ROYALS HALL OF FAME

The Royals Hall of Fame was established to honor individuals who have made exceptional contributions to the Royals organization. To date, 26 people have been inducted into the Royals Hall of Fame.

Class	Inductee	Position	Class	Inductee	Position
1986	Amos Otis	Outfielder	1996	Muriel Kauffman	Owner
	Steve Busby	Pitcher		John Mayberry	First Baseman
1987	Paul Splitteroff	Pitcher	1998	Dan Quisenberry	Pitcher
	Cookie Rojas	Second Baseman	2000	Whitey Herzog	Manager
	Dick Howser	Manager		Willie Wilson	Outfielder
1989	Dennis Leonard	Pitcher	2003	Jeff Montgomery	Pitcher
	Hal McRae	Outfielder/DH	2004	Denny Matthews	Announcer
1992	Fred Patek	Shortstop	2005	Bret Saberhagen	Pitcher
	Larry Gura	Pitcher	2006	Mark Gubicza	Pitcher
	Joe Burke	President	2008	Art Stewart	Scouting/Advisor
1993	Ewing Kauffman	Owner	2011	Kevin Appier	Pitcher
1994	George Brett	Third Baseman	2012	George Toma	Groundskeeper
1995	Frank White	Second Baseman	2015	Mike Sweeney	First Baseman



## KEVIN APIER

RIGHT-HANDED PITCHER: 1989-99, 2003-04 (INDUCTED 2011)

**Kevin Appier's** one of a kind delivery and devastating mix of pitches made him one of the most dominant pitchers of his era. The three-time Royals Pitcher of the Year retired in 2004 as the club's all-time strikeout leader with 1,458. He made more Opening Day starts (7) than any Kansas City pitcher before him. Appier posted the lowest ERA (2.56) in the league in 1993 and was named to the 1995 American League All-Star team. He is still the franchise's all-time leader in strikeouts and ranks in the top 10 in ERA, wins, winning percentage, shutouts, complete games, starts and innings.

Kevin Appier	W-L	ERA	G	GS	CG	SHO	SV	IP	H	ER	BB	SO
Kansas City (13 years)	115-92	3.49	287	275	32	10	0	1843.2	1671	714	634	1458



## JOE BURKE

GM/PRESIDENT: 1973-92 (INDUCTED 1992)

Under **Joe Burke's** guidance, baseball achieved its greatest success in Kansas City. He joined the club in 1973 and served as general manager from 1974-1981. He was president of the club from that time until cancer took his life in 1992. Burke was named Major League Executive of the Year in 1976 and "Mr. Baseball" at the Kansas City Baseball Awards Dinner in 1978.



## STEVE BUSBY

RIGHT-HANDED PITCHER: 1972-80 (INDUCTED 1986)

**Steve Busby** was one of the Royals' best pitchers and top competitors despite having his career shortened by a shoulder injury. From 1973-75, he averaged nearly 19 wins, 263.2 innings and 177 strikeouts per season while establishing many club records. A two-time All-Star, he became the only Major League pitcher to toss no-hitters in each of his first two big league seasons.

Steve Busby	W-L	ERA	G	GS	CG	SHO	SV	IP	H	ER	BB	SO
Kansas City (8 years)	70-54	3.72	167	150	53	7	0	1060.2	1003	438	433	659



## MARK GUBICZA

RIGHT-HANDED PITCHER: 1984-96 (INDUCTED 2006)

**Mark Gubicza**, the third-winningest pitcher in Royals history, recorded 132 victories in his 13 seasons with the Royals from 1984-1996. A two-time All-Star, Gubicza made his debut with the Royals in 1984 at the age of 21. He went 14-10 in 1985 and posted a pivotal Game 5 win over Toronto in the ALCS. Gubicza ended his career as the Royals all-time strikeout leader with 1,366, a mark later eclipsed by Kevin Appier.

Mark Gubicza	W-L	ERA	G	GS	CG	SHO	SV	IP	H	ER	BB	SO
Kansas City (13 years)	132-135	3.91	382	327	42	16	2	2218.2	2226	965	783	1366



## LARRY GURA

LEFT-HANDED PITCHER: 1976-85 (INDUCTED 1992)

**Larry Gura** logged a 111-78 record as a Royal and a winning percentage of .587, the second-best mark in club history. The crafty lefthander was a member of the 1980 American League All-Star squad and twice was selected as the Royals Pitcher of the Year (1978 and 1981). He recorded a career-high 18 victories in 1980 and 1982.

Larry Gura	W-L	ERA	G	GS	CG	SHO	SV	IP	H	ER	BB	SO
Kansas City (10 years)	111-78	3.72	310	219	61	14	12	1701.1	1628	704	503	633




## WHITEY HERZOG

MANAGER: 1975-79 (INDUCTED 2000)

Dorrel Norman Elvert "**Whitey**" **Herzog** managed the Royals from 1975-1979. He led the team to three-straight American League Western Division titles, the first division titles in club history. His top season came in 1977 when he managed the Royals to a club-record 102 wins. The 1976 UPI Manager of the Year, he has the second-most wins in club history with a career record of 410-304. Herzog was inducted into the National Baseball Hall of Fame in July, 2010.

Herzog	League	GM	W	L	WP	Finish
KC Total	AL West (5 years)	714	410	304	.574	3 A.L. West Championships



## EWING KAUFFMAN

OWNER: 1968-93 (INDUCTED 1993)

The strength and integrity of **Ewing Kauffman's** ownership was the cornerstone of success for the Royals during the club's first 25 years. When purchasing the club as an expansion team in 1968, his primary motivation was to provide winning Major League Baseball for Kansas City. Prior to his death in 1993, he provided an innovative plan to ensure new ownership would keep baseball in Kansas City.



## MURIEL KAUFFMAN

ROYALS FIRST LADY: 1968-95 (INDUCTED 1996)

**Muriel Kauffman**, the Royals' First Lady, was the driving force behind Mr. K's decision to buy the Kansas City Royals. She was a member of the club's Board of Directors and served as a major impetus to the smashing success of the Royal Lancers. Away from the ballpark, she established the Muriel McBrien Kauffman Foundation to support and perpetuate the performing arts and to advance education, research and prevention in the health field. "Mrs. K" passed away in 1995.





## DENNIS LEONARD

RIGHT-HANDED PITCHER: 1974-86 (INDUCTED 1989)

**Dennis Leonard** is the only three-time 20-game winner in Royals history. The three-time Royals Pitcher of the Year holds the club's career record for complete games and shutouts, and single season highs in starts, complete games, innings pitched and strikeouts. His 130 wins from 1975-81 were the most by a right-handed pitcher in the Major Leagues.

Dennis Leonard	W-L	ERA	G	GS	CG	SHO	SV	IP	H	ER	BB	SO
Kansas City (12 years)	144-106	3.70	312	302	103	23	1	2187.0	2137	898	622	1323



## DENNY MATTHEWS

BROADCASTER: 1969-PRESENT (INDUCTED 2004)

**Denny Matthews**, the 2007 Ford C. Frick Award winner, has been behind the microphone for the Royals since the club's first game in 1969. The "Voice of the Royals" has broadcast exclusively for the same team, without interruption, in six different decades. He was honored as the 2007 Ford C. Frick Award winner during Hall of Fame induction ceremonies on July 29, 2007. Matthews joined the Royals as the number two announcer alongside Buddy Blattner prior to KC's inaugural season in 1969. He then took over the number-one job following the 1975 season.



## JOHN MAYBERRY

FIRST BASEMAN: 1972-77 (INDUCTED 1996)

**John Mayberry** was the Royals' first true power hitter and probably the most impressive. He was a bomber in a lineup that featured speed and gap hitters. In six seasons in Kansas City, he averaged 24 home runs and 94 RBI. He earned All-Star honors in both 1973 and 1974 and became the club's first 30-home run hitter with 34 dingers in 1975.

John Mayberry	AVG	G	AB	R	H	2B	3B	HR	RBI	BB	SO	SB
Kansas City (6 years)	.261	897	3131	459	816	139	10	143	552	561	457	16



## HAL McRAE

OUTFIELDER/DESIGNATED HITTER: 1973-87 (INDUCTED 1989)

**Hal McRae's** hard-nosed, aggressive style of play set the tone for the Royals championship clubs. He spent 14 full seasons in a Royals uniform and was recognized as one of the AL's most prolific designated hitters. He was a three-time All-Star, led the league in doubles twice and topped the loop with 133 RBI in 1982. He earned Royals Player of the Year honors in 1974 and 1982.

Hal McRae	AVG	G	AB	R	H	2B	3B	HR	RBI	BB	SO	SB
Kansas City (15 years)	.293	1837	6568	873	1924	449	63	169	1012	616	697	105



## JEFF MONTGOMERY

RIGHT-HANDED PITCHER: 1988-99 (INDUCTED 2003)

**Jeff Montgomery** spent 12 of his 13 Major League seasons in a Royals uniform and is the club's all-time saves leader with 304. The three-time All-Star (1992, 1993, 1996) was the Roloids AL Reliever of the Year in 1993, finishing tied for the league lead with 45 saves, matching the club record at the time. He also holds the club record for career appearances (686) and ranked ninth on MLB's all-time saves list at the time of his retirement.

Jeff Montgomery	W-L	ERA	G	GS	CG	SHO	SV	IP	H	ER	BB	SO
Kansas City (12 years)	44-50	3.20	686	0	0	0	304	849.1	760	302	287	720



## AMOS OTIS

OUTFIELDER: 1970-83 (INDUCTED 1986)

**Amos Otis'** career with the Royals spanned 14 years as he patrolled centerfield and excelled at the plate. He compiled a solid .280 average in a Kansas City uniform with 193 home runs, 992 RBI and 340 stolen bases while winning three Gold Gloves and five All-Star nominations. He was the Royals Player of the Year three times (1971, '73 and '78).

Amos Otis	AVG	G	AB	R	H	2B	3B	HR	RBI	BB	SO	SB
Kansas City (14 years)	.280	1891	7050	1074	1977	365	65	193	992	739	953	340



## FRED PATEK

SHORTSTOP: 1971-79 (INDUCTED 1992)

Despite being the smallest player in the big leagues at 5'4", **Fred Patek** was a cornerstone of the early success of the franchise. The slick-fielding shortstop wore a Royals uniform from 1971-79, posting a .241 average in 1,245 games, earning three All-Star game selections. He led the league with 11 triples in 1971 and with 53 stolen bases in 1977.

Fred Patek	AVG	G	AB	R	H	2B	3B	HR	RBI	BB	SO	SB
Kansas City (9 years)	.241	1245	4305	571	1036	182	41	28	382	413	586	336



## DAN QUISENBERRY

RIGHT-HANDED PITCHER: 1979-88 (INDUCTED 1998)

**Dan Quisenberry's** pin-point control, submarine-style delivery and quick wit made him a favorite among his teammates, media, peers and fans. He earned the Royals Pitcher of the Year honors four times, was a three-time All-Star, led the A.L. in saves five times and was a five-time winner of the A.L. Fireman of the Year award. Quisenberry's life was claimed by cancer on September 30, 1998.

Dan Quisenberry	W-L	ERA	G	GS	CG	SHO	SV	IP	H	ER	BB	SO
Kansas City (10 years)	51-44	2.55	573	0	0	0	238	920.1	919	261	139	321



## COOKIE ROJAS

SECOND BASEMAN: 1970-77 (INDUCTED 1987)

**Cookie Rojas** brought more than eight years of National League experience to the Royals in 1970. His experience and leadership abilities were felt immediately with the young expansion team, providing a solid base for future championships. Rojas was named to the American League All-Star team four consecutive years (1971-74).

Cookie Rojas	AVG	G	AB	R	H	2B	3B	HR	RBI	BB	SO	SB
Kansas City (8 years)	.268	880	3072	324	824	139	12	25	332	213	236	46



## BRET SABERHAGEN

RIGHT-HANDED PITCHER: 1984-91 (INDUCTED 2005)

**Bret Saberhagen** is the only two-time Cy Young Award winner in Royals history. Saberhagen, the 1985 World Series MVP, pitched eight seasons for the Royals from 1984-91. He became the first KC pitcher and youngest pitcher in A.L. history to earn a Cy Young Award in 1985. He was a four-time Royals Pitcher of the Year and established a franchise record in wins with a 23-6 record and a league-best 2.16 ERA during his second Cy Young season of 1989.

Bret Saberhagen	W-L	ERA	G	GS	CG	SHO	SV	IP	H	ER	BB	SO
Kansas City (8 years)	110-78	3.21	252	226	64	14	1	1660.1	1551	593	331	1093



## PAUL SPLITTORFF

LEFT-HANDED PITCHER: 1970-84 (INDUCTED 1987)

**Paul Splittorff's** big league career included action in 15 seasons from 1970-84. He was a mainstay on the staff from 1972-80 when he averaged nearly 15 wins and 220 innings per year. The big left-hander holds the Royals career records for wins, starts and innings pitched. In 1973, he became the first 20-game winner in Royals history. Cancer claimed "Split" in 2011.

Paul Splittorff	W-L	ERA	G	GS	CG	SHO	SV	IP	H	ER	BB	SO
Kansas City (15 years)	166-143	3.81	429	392	88	17	1	2554.2	2644	1082	780	1057



## ART STEWART

SCOUT/ADVISOR TO GM: 1969-PRESENT (INDUCTED 2008)

**Art Stewart** became the first scouting/player development associate to be inducted into the Royals Hall of Fame on June 28, 2008. Stewart joined the Royals organization as a scout following the 1969 season and served as the director of scouting from 1984-96. Since 1997, he has served the Royals GM as a senior advisor. The 2007 winner of the Roland Hemond Award, which is presented for long-time service in scouting and player development, is credited with signing or drafting more than 70 players that reached the Majors, including Bo Jackson, Kevin Appier, Johnny Damon and Carlos Beltran.



## MIKE SWEENEY

FIRST BASEMAN/CATCHER: 1995-2007 (INDUCTED 2015)

**Mike Sweeney** became the 26th member elected to the Royals Hall of Fame on August 15, 2015. A five-time All-Star, Sweeney spent the first 13 years of his 16-year Major League career in Kansas City. The club record-holder for RBI in a season with 144 in 2000, Sweeney ranks in the top six all-time in Royals history in 17 offensive categories, including second in average and home runs (197). He narrowly missed winning the 2002 A.L. batting crown, hitting .340, the second-highest single-season average in club history to George Brett's .390 mark in 1980.

Mike Sweeney	AVG	G	AB	R	H	2B	3B	HR	RBI	BB	SO	SB
Kansas City (13 years)	.297	1454	5188	759	1540	325	5	215	909	522	613	53



## GEORGE TOMA

GRANDSKEEPER (INDUCTED 2012)

**George Toma** became the first inductee elected through the Royals Hall of Fame Veterans Committee which was part of a redesigned voting process established in 2011. Toma served as the Royals Head Groundskeeper from their inception in 1969 through the 1995 season. He also served as a consultant to the ballclub from 1995-97. He originally came to Kansas City in 1957 as head groundskeeper for the Kansas City Athletics. Generally regarded as the finest groundskeeper in the history of team sports, he earned the Professional Football Hall of Fame Pioneer Award in 2001 and joined mentor Emil Bossard as the first two inductees into the MLB Groundskeeper Association Hall of Fame in 2012.



## WILLIE WILSON

OUTFIELDER: 1976-90 (INDUCTED 2000)

**Willie Wilson** became only the second player in baseball history to stroke 100 hits from each side of the plate in a season in 1980. The A.L. batting champion in 1982 (.332), he collected 2,207 hits and 668 stolen bases in his career, including a league-leading and Royals record 83 thefts in 1979. He was a Gold Glove Award winner in 1980, was the Royals Player of the Year in 1981 and was on the American League All-Star team in 1982 and 1983.

Willie Wilson	AVG	G	AB	R	H	2B	3B	HR	RBI	BB	SO	SB
Kansas City (15 years)	.289	1787	6799	1060	1968	241	133	40	509	360	990	612

**64 YEARS OF BASEBALL IN KANSAS CITY**

2019 marks the 64th anniversary of the first American League game played in Kansas City. Left-handed pitcher Alex Kellner and the Athletics handed Ned Garver and the Detroit Tigers a 6-2 loss in the A's 1955 KC debut. Outfielder Bill Wilson hit the first home run in Kansas City A's history with a shot in the eighth inning. Pre-game festivities included a ceremonial first pitch by Kansas City native and former president Harry S. Truman.

The A's played all their games at Municipal Stadium (pictured below), sharing the facility with the Kansas City Chiefs football team. The stadium, located at 22nd and Brooklyn, opened July 3, 1923. It was originally named Muehlebach Field and also housed the Kansas City Monarchs and Kansas City Blues (minor league). A pair of short-lived football franchises, The Kansas City Blues (1924) and Kansas City Cowboys (1925-26) also played at the stadium. The Royals used the stadium from 1969-72.



**1969 Municipal Stadium Facts**

Seating Capacity: ..... 34,165

**Ticket Prices**

Box Seats: ..... \$3.50  
 Reserved Grandstand: ..... \$2.50  
 General Admission: ..... \$1.50  
 General Admission (12 & under): ..... \$1.00

**Outfield Distances**

Left: ..... 369  
 Left Center: ..... 408  
 Center: ..... 421  
 Right Center: ..... 382  
 Right: ..... 338

Height of fence: left-13; center-40; right-13

**ROYALS HALL OF FAME**

Year	Team	League	Notes
1884	Unions	Union Association	Posted 16-63-3 record, finished 12th
1885-1888	Cowboys	NL, WL, AA	Played at Association Park (30-91 in 1886; 43-89 in 1888)
1888-1903	Blues	WL, AA	Played at Exposition Park, won Western League pennant in 1890 and 1898
1902-1903	Blue Stockings	Western	n/a
1914-1915	Packers	Federal	Posted 67-84-3 in 1914; 81-72 in 1915, played at Federal League Park
1920-1962	Monarchs	Negro-A.L.	Played at Association Park, Muehlebach Field, & Blues Stadium/Municipal Stadium...won two Negro League World Series, 10 A.L. Pennants and had just one losing season...players included Satchel Paige, Jackie Robinson, Cool Papa Bell, Ernie Banks and Buck O'Neil
1955-1967	Athletics	American	Moved to KC from Philadelphia in 1955 and relocated to Oakland in 1968
1969-2018	Royals	American	Won two World Series, four American League pennants and seven division titles

**KANSAS CITY ATHLETICS YEAR-BY-YEAR**

Year	Team	League	Record	Finish	Ballpark	Att.	Per Game	Att. Rank
1955	Athletics	American	63-91	6	Municipal Stadium	1,393,054	18,330	2nd of 8
1956	Athletics	American	52-102	8	Municipal Stadium	1,015,154	13,184	4th of 8
1957	Athletics	American	59-94	7	Municipal Stadium	901,067	11,702	6th of 8
1958	Athletics	American	73-81	7	Municipal Stadium	925,090	11,860	4th of 8
1959	Athletics	American	66-88	7	Municipal Stadium	963,683	12,515	6th of 8
1960	Athletics	American	58-96	8	Municipal Stadium	774,944	9,935	7th of 8
1961	Athletics	American	61-100	10	Municipal Stadium	683,817	8,548	8th of 10
1962	Athletics	American	72-90	9	Municipal Stadium	635,675	7,848	10th of 10
1963	Athletics	American	73-89	8	Municipal Stadium	762,364	9,412	8th of 10
1964	Athletics	American	57-105	10	Municipal Stadium	642,478	7,932	9th of 10
1965	Athletics	American	59-103	10	Municipal Stadium	528,344	6,523	10th of 10
1966	Athletics	American	74-86	7	Municipal Stadium	773,929	9,555	9th of 10
1967	Athletics	American	62-99	10	Municipal Stadium	726,639	8,971	9th of 10

**MAJOR LEAGUE BALLPARK SENORITY LIST**

American League				National League			
Rk.	Ballpark	Team	Opened	Rk.	Ballpark	Team	Opened
1.	*Fenway Park	Boston	1912	1.	*Wrigley Field	Chicago	1914
2.	*Angel Stadium	Anaheim	1966	2.	Dodger Stadium	Los Angeles	1962
	*The Coliseum	Oakland	1966	3.	Coors Field	Colorado	1995
4.	*Kauffman Stadium	Kansas City	1973	4.	Chase Field	Arizona	1998
5.	Rogers Centre	Toronto	1989	5.	AT&T Park	San Francisco	2000
6.	*Tropicana Field	Tampa Bay	1990	6.	Miller Park	Milwaukee	2001
7.	Guaranteed Rate Field	Chicago	1991		PNC Park	Pittsburgh	2001
8.	Camden Yards	Baltimore	1992	8.	Great American Ball Park	Cincinnati	2003
9.	Progressive Field	Cleveland	1994	9.	PETCO Park	San Diego	2004
	Rangers Ballpark	Texas	1994		Citizens Bank Park	Philadelphia	2004
11.	Safeco Field	Seattle	1999	11.	Busch Stadium	St. Louis	2006
12.	Comerica Park	Detroit	2000	12.	Nationals Park	Washington	2008
	Minute Maid Park	Houston	2000	13.	Citi Field	New York	2009
14.	Yankee Stadium	New York	2009	14.	Marlins Park	Miami	2012
15.	Target Field	Minnesota	2010	15.	SunTrust Park	Atlanta	2017

\* Undergone Major Renovations



# ALL-TIME ALPHABETICAL ROSTER

Includes all 883 players (443 position players, 440 pitchers) who have appeared in one or more official Major League game for the Royals.

## A (33)

Abbott, Paul (P)—2003  
Abernathy, Brent (INF)—2003  
Abernathy, Ted (P)—1970-72  
Abreu, Tony (INF)—2012  
Adair, Jerry (INF)—1969-70  
Adam, Jason (P)—2018  
Adams, Lane (OF)—2014  
Adcock, Nate (P)—2011-12  
Affeldt, Jeremy (P)—2002-06  
Aikens, Willie (INF)—1980-83  
Albuquerque, Al (P)—2017  
Alcaraz, Luis (INF)—1969-70  
Alexander, Scott (P)—2015-17  
Alicia, Luis (INF)—2001-02  
Allensworth, Jermaine (OF)—1998  
Almonte, Abraham (OF)—2018  
Almonte, Miguel (P)—2015, 2017  
Ambres, Chip (OF)—2005  
Anderson, Brian (P)—2003-05  
Anderson, Josh (OF)—2009  
Anderson, Rick (P)—1987-88  
Anderson, Scott (P)—1995  
Andrade, Steve (P)—2006  
Angelini, Norm (P)—1972-73  
Ankiel, Rick (OF)—2010  
Aoki, Nori (OF)—2014  
Appier, Kevin (P)—1989-99, 2003-04  
Aquino, Luis (P)—1988-92  
Armstrong, Mike (P)—1982-83  
Asencio, Miguel (P)—2002-03  
Ashford, Tucker (INF)—1984  
Austin, Jeff (P)—2001-02  
Aviles, Mike (INF)—2008-11

## B (94)

Bailey, Cory (P)—2001-02  
Bako, Paul (C)—2006  
Balboni, Steve (INF)—1984-88  
Bale, John (P)—2007-09  
Ballar, Jay (P)—1990  
Bankhead, Scott (P)—1986  
Bannister, Brian (P)—2007-10  
Bannister, Floyd (P)—1988-89  
Barber, Brian (P)—1998-99  
Barlow, Scott (P)—2018  
Barranca, German (INF)—1979-80  
Bass, Randy (INF)—1978  
Batista, Miguel (P)—2000  
Bautista, Denny (P)—2004-06  
Bautista, Jose (INF)—2004  
Bayliss, Jonah (P)—2005  
Beckwith, Joe (P)—1984-85  
Belcher, Tim (P)—1996-98  
Belinda, Stan (P)—1993-94  
Bell, Jay (INF)—1997  
Bell, Terry (C)—1986  
Beltran, Carlos (OF)—1998-2004  
Beniquez, Juan (OF-INF)—1987  
Benitez, Yamil (OF)—1997  
Benzinger, Todd (INF)—1991  
Berenguer, Juan (P)—1981, 1992  
Berger, Brandon (OF)—2001-04  
Bernero, Adam (P)—2006  
Berroa, Angel (INF)—2001-07  
Berry, Sean (INF)—1990-91  
Betancourt, Yuniesky (INF)—2009-10, 2012  
Betemit, Wilson (INF)—2010-11  
Bevacqua, Kurt (INF)—1973-74  
Bevil, Brian (P)—1996-98  
Biancalana, Buddy (INF)—1982-87  
Bird, Doug (P)—1973-78  
Black, Buddy (P)—1982-88  
Blanco, Andres (INF)—2004-06  
Blanco, Gregor (OF)—2010  
Blanton, Joe (P)—2015  
Bloomquist, Willie (OF-INF)—2009-10  
Blue, Vida (P)—1982-83  
Bluma, Jaime (P)—1996  
Bochtler, Doug (P)—2000  
Boddicker, Mike (P)—1991-92  
Bones, Ricky (P)—1997-98  
Bonifacio, Emilio (INF-OF)—2013  
Bonifacio, Jorge (OF)—2017-18  
Booker, Chris (P)—2006  
Boone, Bob (C)—1989-90

Borders, Pat (C)—1995  
Bosley, Thad (OF)—1987-88  
Botelho, Derek (P)—1982  
Bottalico, Ricky (P)—2000  
Bourgeois, Jason (OF)—2012  
Boyer, Blaine (P)—2018  
Braun, Ryan (P)—2006-07  
Braun, Steve (OF-INF)—1978-80  
Brazell, Craig (1B)—2007  
Brett, George (INF)—1973-93  
Brett, Ken (P)—1980-81  
Brewer, Billy (P)—1993-95  
Brewer, Mike (OF)—1986  
Brites, Nelson (P)—1974-75  
Brito, Juan (C)—2002  
Brooks, Aaron (P)—2014-15  
Brooks, Hubie (OF)—1993-94  
Brown, Adrian (OF)—2004  
Brown, Dee (OF)—1998-04  
Brown, Emil (OF)—2005-07  
Browning, Tom (P)—1995  
Broxton, Jonathan (P)—2012  
Bruno, Tom (P)—1976  
Buchanan, Bob (P)—1989  
Buchtter, Ryan (P)—2017  
Buck, John (C)—2004-09  
Buckner, Bill (INF-DH)—1988-89  
Buckner, Billy (P)—2007  
Bueno, Francisley (P)—2012-14  
Bukvich, Ryan (P)—2002-04  
Bullington, Bryan (P)—2010  
Bunch, Melvin (P)—1995  
Bunker, Wally (P)—1969-71  
Burgmeier, Tom (P)—1969-73  
Burgos, Ambiorix (P)—2005-06  
Burgos, Enrique (P)—1993  
Burkhart, Morgan (INF)—2003  
Burns, Billy (OF)—2016-17  
Busby, Steve (P)—1972-80  
Butera, Drew (C)—2015-18  
Butler, Bill (P)—1969-71  
Butler, Billy (INF-DH)—2007-14  
Byrd, Paul (P)—2001-02  
Byrdak, Tim (P)—1998-2000

## C (69)

Cabrera, Melky (OF)—2011, 2017  
Caceres, Edgar (INF)—1995  
Cadaret, Greg (P)—1993  
Cahill, Trevor (P)—2017  
Cain, Lorenzo (OF)—2011-17  
Calixte, Orlando (INF)—2015  
Callaspo, Alberto (INF)—2008-10  
Camp, Shawn (P)—2004-05  
Campanis, Jimmy (C)—1969-70  
Campbell, Jim (P)—1990  
Capra, Nick (OF)—1988  
Cardenal, Jose (OF)—1980  
Carrasco, D.J. (P)—2003-05  
Carrasco, Hector (P)—1997  
Carroll, Jamey (INF)—2013  
Carter, Lance (P)—1999  
Caruso, Mike (INF)—2002  
Casian, Larry (P)—1997  
Castillo, Alberto (C)—2004-05  
Castillo, Manny (INF)—1980  
Castro, Bill (P)—1982-83  
Cepeda, Orlando (INF)—1974  
Cerde, Jaime (P)—2004-05  
Chalk, Dave (INF)—1980-81  
Chamberlain, Craig (P)—1979-80  
Chamberlain, Joba (P)—2015  
Chavez, Endy (OF)—2001  
Chavez, Jesse (P)—2010-11  
Chen, Bruce (P)—2009-14  
Christenson, Gary (P)—1979-80  
Ciriaco, Pedro (INF)—2013-14  
Cisco, Galen (P)—1969  
Clark, David (OF)—1991  
Clark, Terry (P)—1996  
Clarke, Stan (P)—1989  
Clemens, Lance (P)—1971  
Codiroli, Chris (P)—1990  
Cogan, Tony (P)—2001  
Colborn, Jim (P)—1977-78  
Cole, Stu (INF)—1991  
Coleman, Casey (P)—2014

Coleman, Dusty (INF)—2015  
Coleman, Louis (P)—2011-15  
Coleman, Vince (OF)—1994-95  
Collins, Tim (P)—2011-14  
Colon, Christian (INF)—2014-17  
Colon, Roman (P)—2009-10, 2012  
Concepcion, Onix (INF)—1980-85  
Cone, David (P)—1986, 1993-94  
Conine, Jeff (INF)—1990, 1992, 1998  
Converse, Jim (P)—1995, 1997  
Cookson, Brent (OF)—1995  
Cooper, Scott (INF)—1997  
Corbin, Archie (P)—1991  
Cortez, Fernando (INF)—2007  
Costa, Shane (OF)—2005-07  
Cowens, Al (OF)—1974-79  
Cram, Jerry (P)—1969, 1976  
Crawford, Steve (P)—1989-91  
Creel, Keith (P)—1982-83  
Cripe, Dave (INF)—1978  
Crisp, Coco (OF)—2009  
Cromartie, Warren (INF)—1991  
Cruz, Aaron (P)—2011-14  
Cruz, Juan (P)—2009-10  
Cruz, Todd (INF)—1979  
Cruz, Tony (C)—2016  
Cueto, Johnny (P)—2015  
Cuthbert, Cheslor (INF)—2015-18

## D (43)

D'Amico, Jeff (P)—2000  
Dal Canton, Bruce (P)—1971-75  
Damon, Johnny (OF)—1995-2000  
Davies, Kyle (P)—2007-11  
Davis, Butch (OF)—1983-84  
Davis, Chili (DH)—1997  
Davis, John (P)—1987  
Davis, Mark (P)—1990-92  
Davis, Storm (P)—1990-91  
Davis, Tommy (OF)—1976  
Davis, Wade (P)—2013-16  
Dawkins, Gookie (INF)—2003  
De La Rosa, Jorge (P)—2006-07  
De los Santos, Luis (INF)—1988-89  
DeHart, Rick (P)—2003  
DeJesus, David (OF)—2003-10  
DeJesus, Jose (P)—1988-89, 1994  
DeLeMaize, Roland (P)—1997  
DeLeon, Wilson (INF)—2000-01  
Demaria, Chris (P)—2005  
Dent, Buckley (INF)—1984  
Dessens, Elmer (P)—2006  
Detherage, Bob (OF)—1980  
Diaz, Jose (P)—2006  
Diaz, Matt (OF)—2005  
DiFelice, Mike (C)—2003  
DiNardo, Lenny (P)—2009  
DiPino, Frank (P)—1993  
Dohmann, Scott (P)—2006  
Dotel, Octavio (P)—2007  
Dotson, Richard (P)—1990  
Downs, Scott (P)—2014  
Dozier, Hunter (INF-OF)—2016, 2018  
Drabowsky, Moe (P)—1969-70  
Drago, Dick (P)—1969-73  
Duckworth, Brandon (P)—2006-08  
Duda, Lucas (1B)—2018  
Duffy, Danny (P)—2011-18  
Dunwoody, Todd (OF)—2000  
Durbin, Chad (P)—1999-02  
Dwyer, Chris (P)—2013  
Dye, Jeremiah (OF)—1997-2001  
Dyson, Jarrod (OF)—2010-16

## E (9)

Eastwick, Rawly (P)—1980  
Eaton, Craig (P)—1979  
Eibner, Brett (OF)—2016  
Eisenreich, Jim (OF)—1987-92  
Elarton, Scott (P)—2006-07  
Encarnacion, Luis (P)—1990  
Escobar, Alcides (INF)—2011-18  
Etherton, Seth (P)—2006  
Evans, Bart (P)—1998

**F (29)**

Fabregas, Jorge (C)—2000  
 Falu, Irving (INF)—2012-13  
 Farnsworth, Kyle (P)—2009-10  
 Farr, Steve (P)—1985-90  
 Farrell, Luke (P)—2017  
 Fasano, Sal (C)—1996-99, 2001  
 Febles, Carlos (INF)—1998-03  
 Feliz, Nefalini (P)—2017  
 Ferreira, Tony (P)—1985  
 Field, Nate (P)—2002-05  
 Fields, Josh (INF)—2010  
 Fillmyer, Heath (P)—2018  
 Filson, Pete (P)—1990  
 Finnegan, Brandon (P)—2014-15  
 Fiore, Mike (INF)—1969-70  
 Fitzmorris, Al (P)—1969-76  
 Fleming, Dave (P)—1995  
 Floyd, Bob (INF)—1970-74  
 Flynn, Brian (P)—2016-18  
 Foucault, Steve (P)—1978  
 Foy, Joe (INF)—1969  
 Francis, Jeff (P)—2011  
 Francoeur, Jeff (OF)—2011-13  
 Frasier, Jason (P)—2014-15  
 Freel, Ryan (OF-INF)—2009  
 Frost, Dave (P)—1982  
 Fuentes, Rey (OF)—2016  
 Fulchino, Jeff (P)—2008  
 Fussell, Chris (P)—1999-2000

**G (53)**

Gaetti, Gary (INF)—1993-95  
 Gagne, Greg (INF)—1993-95  
 Gale, Rich (P)—1978-81  
 Gallagher, Cam (C)—2017-18  
 Garber, Gene (P)—1973-74, 1987-88  
 Garcia, Dan (OF)—1981  
 Garcia, Onelki (P)—2017  
 Gardner, Mark (P)—1993  
 Gardner, Wes (P)—1991  
 Gathright, Joey (OF)—2006-08  
 Gaudet, Jim (C)—1978-79  
 Gaviglio, Sam (P)—2017  
 Gee, Dillon (P)—2016  
 George, Chris (P)—2001-04  
 German, Esteban (INF)—2006-08  
 Geronimo, Cesar (OF)—1981-83  
 Gettis, Byron (OF)—2004  
 Getz, Chris (INF)—2010-13  
 Giambi, Jeremy (OF)—1998-99  
 Giavotella, Johnny (INF)—2011-14  
 Gibson, Kirk (OF)—1991  
 Gilfillan, Jason (P)—2003  
 Gleaton, Jerry Don (P)—1987-89  
 Gload, Ross (INF-OF)—2007-08  
 Gobble, Jimmy (P)—2003-08  
 Goins, Ryan (INF)—2018  
 Gomes, Jonny (OF)—2015  
 Gomez, Alexis (OF)—2002, 2004  
 Gonzalez, Fernando (INF)—1974  
 Gonzalez, Juan (OF)—2004  
 Goodwin, Brian (OF)—2018  
 Goodwin, Tom (OF)—1994-97  
 Gordon, Alex (INF-OF)—2007-18  
 Gordon, Tom (P)—1988-95  
 Gore, Terrance (OF)—2014-17  
 Gotay, Ruben (INF)—2004-05  
 Graffanino, Tony (INF)—2004-06  
 Granger, Jeff (P)—1993-94, 1996  
 Greinke, Zack (P)—2004-10  
 Grimm, Justin (P)—2018  
 Grimsley, Jason (P)—2001-04  
 Grote, Jerry (C)—1981  
 Grotewold, Jeff (C)—1995  
 Grudzielanek, Mark (INF)—2006-08  
 Gubicza, Mark (P)—1984-96  
 Guerrero, Wilton (INF)—2004  
 Guiel, Aaron (OF)—2002-06  
 Guillen, Jose (OF)—2008-10  
 Gumpert, Dave (P)—1987  
 Gura, Larry (P)—1976-85  
 Guthrie, Jeremy (P)—2012-15  
 Gutierrez, J.C. (P)—2013  
 Gwynn, Chris (OF)—1992-93

**H (60)**

Habyan, John (P)—1993  
 Hall, Tom (P)—1976-77  
 Halter, Shane (INF)—1997-98  
 Hamelin, Bob (INF)—1993-96  
 Hammaker, Atlee (P)—1981  
 Hammel, Jason (P)—2017-18  
 Hammond, Steve (OF)—1982  
 Haney, Chris (P)—1992-98  
 Hansen, Jed (INF)—1997-99  
 Hansen, Ron (INF)—1972  
 Hargshiemer, Al (P)—1986  
 Harris, Bill (INF)—1969  
 Harrison, Chuck (INF)—1969, 1971  
 Harvey, Ken (INF)—2001, 2003-05  
 Hassler, Andy (P)—1976-78  
 Hatcher, Chris (OF)—1998  
 Hayes, Brett (C)—2013-14  
 Healy, Fran (C)—1969, 1973-76  
 Hearn, Ed (C)—1987-88  
 Heath, Kelly (INF)—1982  
 Heaton, Neal (P)—1992  
 Heald, Mike (P)—1969-72  
 Hegman, Bob (INF)—1985  
 Heise, Bob (INF)—1977  
 Henderson, Dave (OF)—1994  
 Hendriks, Liam (P)—2014  
 Henry, Doug (P)—2001  
 Hernandez, Jack (INF)—1969-70  
 Hernandez, Luis (INF)—2009  
 Hernandez, Roberto (P)—2001-02  
 Hernandez, Rinelvys (P)—2002-03, 2005-06  
 Herrera, Kelvin (P)—2011-18  
 Herrera, Rosell (OF)—2018  
 Hiatt, Phil (INF)—1993, 1995  
 Hill, Jeremy (P)—2002-03  
 Hill, Tim (P)—2018  
 Hinch, A.J. (C)—2001-02  
 Hochevar, Luke (P)—2007-13, 2015-16  
 Hocking, Denny (INF)—2005  
 Hoerner, Joe (P)—1973-74  
 Holbert, Ray (INF)—1999-2000  
 Holland, Greg (P)—2010-15  
 Hood, Don (P)—1982-83  
 Hopkins, Gail (INF)—1971-73  
 Hosmer, Eric (INF)—2011-17  
 Hotovy, Tommy (P)—2012  
 Hovley, Steve (OF)—1972-73  
 Howard, David (INF)—1991-97  
 Howell, J.P. (P)—2005  
 Hrabosky, Al (P)—1978-79  
 Hubbard, Trenidaf (OF)—2001  
 Huber, Justin (1B)—2006-07  
 Hudson, Luke (P)—2006-07  
 Hughes, Dusty (P)—2009-10  
 Huisman, Justin (P)—2004  
 Huisman, Rick (P)—1995-96  
 Huisman, Mark (P)—1983-86  
 Hultell, Tug (INF)—2009  
 Humber, Phil (P)—2010  
 Hurdle, Clint (OF)—1977-81

**I (4)**

Ibanez, Raul (OF-INF)—2001-03, 2014  
 Infante, Omar (INF)—2014-16  
 Iorg, Dane (OF-INF)—1984-85  
 Ireland, Tim (INF)—1981-82

**J (29)**

Jackson, Bo (OF)—1986-90  
 Jackson, Damian (INF)—2004  
 Jackson, Danny (P)—1983-87  
 Jackson, Grant (P)—1982  
 Jackson, Mike (P)—1972-73  
 Jacobs, Mike (INF)—2009  
 Jacome, Jason (P)—1995-97  
 James, Chris (OF)—1995  
 Jay, Jon (OF)—2018  
 Jefferies, Gregg (INF)—1992  
 Jeffress, Jeremy (P)—2011-12  
 Jeltz, Steve (INF)—1990  
 Jensen, Ryan (P)—2005  
 Johnson, Bob (P)—1970  
 Johnson, Brian (C)—2000  
 Johnson, Elliot (INF)—2013  
 Johnson, Ron (INF)—1982-83  
 Johnson, Rondin (INF)—1986  
 Johnson, Rontrez (OF)—2003

Johnston, Joel (P)—1991-92  
 Jones, Lynn (OF)—1984-86  
 Jones, Mike (P)—1980-81, 1984-85  
 Jones, Ross (INF)—1987  
 Jones, Ruppert (OF)—1976  
 Jones, Steve (P)—1969  
 Jose, Felix (OF)—1993-95  
 Joseph, Dommie (P)—2013-14  
 Joyner, Wally (INF)—1992-95  
 Jumis, Jakob (P)—2017-18

**K (22)**

Ka'aihue, Kila (INF)—2008, 2010-11  
 Karns, Nate (P)—2017  
 Keatley, Greg (C)—1981  
 Keller, Brad (P)—2018  
 Kelly, Pat (OF)—1969-70  
 Kendall, Jason (C)—2010  
 Kennedy, Ian (P)—2016-18  
 Keough, Joe (OF)—1969-72  
 Keppel, Bobby (P)—2006  
 Keppinger, Jeff (INF)—2006  
 Killebrew, Harmon (INF)—1975  
 King, Jeff (INF)—1997-99  
 Kingery, Mike (OF)—1986  
 Kinney, Matt (P)—2004  
 Kirkpatrick, Ed (OF-C)—1969-73  
 Knoblauch, Chuck (OF)—2002  
 Knoop, Bobby (INF)—1971-72  
 Koslowski, Kevin (OF)—1992-94  
 Kottaras, George (C)—2013  
 Kratz, Erik (C)—2014-15  
 Kreuter, Chad (C)—1999  
 Kusnyer, Art (C)—1978

**L (36)**

LaCock, Pete (INF)—1977-80  
 LaCoss, Mike (P)—1985  
 Lahoud, Joe (OF)—1977-78  
 Lance, Gary (P)—1977  
 Larkin, Andy (P)—2000  
 LaRue, Jason (C)—2007  
 Law, Rudy (OF)—1986  
 Laxton, Brett (P)—2000  
 Leach, Terry (P)—1989  
 Lee, Mark (P)—1988  
 Leeper, Dave (OF)—1984-85  
 Leibbrandt, Charlie (P)—1984-89  
 Lewis, Scott (INF)—1998-99  
 Lennon, Patrick (OF)—1996  
 Leonard, Dennis (P)—1974-86  
 Leroy, Anthony (P)—2009-10  
 Leskanic, Curtis (P)—2003-04  
 Levine, Al (P)—2003  
 Lima, Jose (P)—2003, 2005  
 Lind, Jose (INF)—1993-95  
 Linton, Doug (P)—1995-96  
 Liriano, Nelson (INF)—1991  
 Littel, Mark (P)—1973, 1975-77  
 Lively, Ben (P)—2018  
 Lloyd, Graeme (P)—2003  
 Lockhart, Keith (INF)—1995-96  
 Long, Ryan (OF)—1997  
 Long, Terrence (OF)—2005  
 Lopez, Albie (P)—2003  
 Lopez, Aurelio (P)—1974  
 Lopez, Jorge (P)—2018  
 Lopez, Mendy (INF)—1998-99, 2003-04  
 Lough, David (OF)—2012-13  
 Lowe, Sean (P)—2003  
 Lowery, Devon (P)—2008  
 Luken, Rick (P)—1989

**M (95)**

MacDougal, Mike (P)—2001-06  
 MacFarlane, Mike (C)—1987-94, 1996-98  
 Machado, Andres (P)—2017  
 Mack, Shane (OF)—1998  
 Madison, Scotti (C-INF)—1987-88  
 Madson, Ryan (P)—2015  
 Magnante, Mike (P)—1991-96  
 Mahay, Ron (P)—2008-09  
 Maier, Mitch (OF)—2006, 2008-12  
 Maldonado, Carlos (P)—1990-91  
 Maness, Seth (P)—2017  
 Mariot, Michael (P)—2014-15  
 Marks, Justin (P)—2014  
 Marrero, Eli (OF)—2005  
 Marshall, Keith (OF)—1973

Marte, Victor (P)—2009-10  
 Martin, Jerry (OF)—1982-83  
 Martin, Renie (P)—1979-81  
 Martinez, Buck (C)—1969-71, 1973-77  
 Martinez, Carmelo (INF)—1991  
 Martinez, Felix (INF)—1997-99  
 Martz, Gary (OF)—1975  
 Matchick, Tommy (INF)—1970  
 Mateo, Ruben (OF)—2004  
 Mathews, Terry (P)—1999  
 Matos, Julius (INF)—2003  
 Mauer, Brandon (P)—2017-18  
 Maxwell, Justin (OF)—2013-14  
 May, Darrell (P)—2002-04  
 May, Jerry (C)—1971-73  
 May, Lee (INF)—1981-82  
 May, Lucas (C)—2010  
 Mayberry, John (INF)—1972-77  
 Mayne, Brent (C)—1990-95, 2001-03  
 Mays, Joe (P)—2006  
 Mazzaro, Vin (P)—2011-12  
 McCarthy, Kevin (P)—2016-18  
 McCarty, Dave (INF)—2000-02  
 McClure, Bob (P)—1975-76  
 McCormick, Mike (P)—1971  
 McDaniel, Lindy (P)—1974-75  
 McDill, Allen (P)—1997-98  
 McDonald, Donzell (OF)—2002  
 McEwing, Joe (INF)—2005  
 McGaffigan, Andy (P)—1990-91  
 McGilberry, Randy (P)—1977-78  
 McGinnis, Russ (C)—1995  
 McRae, Brian (OF)—1990-94  
 McRae, Hal (OF-DH)—1973-87  
 McReynolds, Kevin (OF)—1992-93  
 McWilliams, Larry (P)—1989-90  
 Meacham, Rusty (P)—1992-95  
 Meadows, Brian (P)—2000-01  
 Meche, Gil (P)—2007-10  
 Medlen, Kris (P)—2015-16  
 Melvin, Bob (C)—1992  
 Mendoza, Luis (P)—2010-13  
 Mercedes, Henry (C)—1995-96  
 Merrifield, Whit (INF-OF)—2016-18  
 Mientkiewicz, Doug (INF)—2006  
 Mijares, Jose (P)—2012  
 Milacki, Bob (P)—1994  
 Miller, Jai (OF)—2010  
 Miller, Keith (INF)—1992-95  
 Mills, Alex (P)—2016  
 Mingori, Steve (P)—1973-79  
 Minor, Mike (P)—2017  
 Moeller, Dennis (P)—1992  
 Mondesi, Adalberto (INF)—2016-18  
 Montague, Aurelio (P)—1970  
 Montgomery, Jeff (P)—1988-99  
 Montgomery, Monty (P)—1971-72  
 Moore, Adam (C)—2012-13  
 Moore, Bobby (OF)—1991  
 Morales, Franklin (P)—2015  
 Morales, Kendrys (INF-DH)—2015-16  
 Morehead, Dave (P)—1969-70  
 Moreno, Omar (OF)—1985  
 Moreno, Orber (P)—1999  
 Morin, Mike (P)—2017  
 Morman, Alvin (P)—1999  
 Morman, Russ (OF)—1990-91  
 Morris, Hal (OF)—1998  
 Moss, Brandon (1B/DH)—2017  
 Mota, Jose (INF)—1995  
 Motley, Darryl (OF)—1981, 1983-86  
 Moustakas, Mike (INF)—2011-18  
 Moylan, Peter (P)—2016-17  
 Mullen, Scott (P)—2000-03  
 Mulliniks, Rance (INF)—1980-81  
 Murphy, Donnie (INF)—2004-05  
 Murphy, Tom (P)—1972  
 Murray, Dan (P)—1999-2000  
 Musser, Neal (P)—2007-08  
 Myers, Roderick (OF)—1996-97

## N (15)

Nava, Daniel (OF)—2016  
 Navarro, Yamaico (INF)—2011  
 Nelson, Dave (INF)—1976-77  
 Nelson, Joe (P)—2006  
 Nelson, Roger (P)—1969-72, 1976  
 Nettles, Jim (INF)—1979  
 Newberry, Jake (P)—2018

Newman, Josh (P)—2008  
 Nix, Jayson (INF)—2014  
 Nomo, Hideo (OF)—2008  
 Norman, Les (OF)—1995-96  
 Northey, Scott (OF-INF)—1969  
 Nunez, Abraham (OF)—2004  
 Nunez, Leo (P)—2005-08  
 Nunnally, Jon (OF)—1995-97

## O (17)

Oaks, Trevor (P)—2018  
 Obermueller, Wes (P)—2002  
 Odoorizzi, Jake (P)—2012  
 Offerman, Jose (INF)—1996-98  
 O'Hearn, Ryan (INF)—2018  
 Oliver, Bob (OF-INF)—1969-72  
 Olivo, Miguel (C)—2005-09  
 Olson, Gregg (P)—1965, 1997  
 O'Riley, Don (P)—1969-70  
 Ordaz, Luis (INF)—2000-02  
 Orlando, Paulo (OF)—2015-18  
 Orta, Jorge (OF)—1984-87  
 Ortenzio, Frank (INF)—1973  
 Ortiz, Hector (C)—1998, 2000-01  
 O'Sullivan, Sean (P)—2010-11  
 Otis, Amos (OF)—1970-83  
 Owen, Dave (INF)—1988  
 Owen, Larry (C)—1987-88

## P (56)

Paepke, Dennis (C)—1969, 1971-72, 1974  
 Palacios, Rey (C)—1988-90  
 Palmer, Dean (INF)—1997-98  
 Paquette, Craig (INF)—1996-97  
 Paquette, Jimmy (P)—2014  
 Parrish, John (P)—2010  
 Paschall, Bill (P)—1978-79, 1981  
 Pastornicky, Cliff (INF)—1983  
 Patek, Fred (INF)—1971-79  
 Patterson, Jarrod (INF)—2003  
 Pattin, Marty (P)—1974-80  
 Paulino, Felipe (P)—2011-12  
 Pecota, Bill (INF)—1986-91  
 Pedro, George (C)—1991  
 Peguero, Carlos (OF)—2014  
 Pellow, Kit (INF)—2002  
 Pena, Brayson (C)—2009-12  
 Pena, Carlos (INF)—2013  
 Pena, Francisco (C)—2014-15  
 Pena Jr., Tony (INF)—2007-09  
 Pendleton, Terry (INF)—1998  
 Peralta, Joel (P)—2006-08  
 Peralta, Wily (P)—2018  
 Perez, Melido (P)—1987  
 Perez, Mike (P)—1997  
 Perez, Neifi (INF)—2001-02  
 Perez, Odalis (P)—2006-07  
 Perez, Salvador (C)—2011-18  
 Perry, Chan (INF)—2002  
 Perry, Gaylord (P)—1983  
 Perry, Gerald (INF-DH)—1990  
 Phelps, Ken (INF)—1980-81  
 Phillips, Brett (OF)—2018  
 Phillips, Paul (C)—2004-07  
 Pichardo, Hipolito (P)—1992-98  
 Pickering, Calvin (INF)—2004-05  
 Pierce, Ed (P)—1992  
 Pina, Manuel (C)—2011-12  
 Piniella, Lou (OF)—1969-73  
 Pino, Yohan (P)—2015  
 Pinson, Vada (OF)—1974-75  
 Pisciotta, Marc (P)—1999  
 Pittsley, Jim (P)—1995, 1997-99  
 Podsednik, Scott (OF)—2010  
 Ponson, Sidney (P)—2009  
 Poquette, Tom (OF)—1973, 1976-79, 1982  
 Porter, Darrell (C)—1977-80  
 Pose, Scott (OF)—1999-2000  
 Pounders, Brooks (P)—2016  
 Power, Ted (P)—1988  
 Prince, Tom (C)—2003  
 Pryor, Greg (INF)—1982-86  
 Pugh, Tim (P)—1996  
 Puhl, Terry (OF)—1991  
 Pujols, Luis (C)—1984

## Q (4)

Quinn, Mark (OF)—1999-2002  
 Quintero, Humberto (C)—2012  
 Quirk, Jamie (C)—1975-76, 1978-82, 1985-88  
 Quisenberry, Dan (P)—1979-88

## R (43)

Rakers, Jason (P)—2000  
 Ramirez, Horacio (P)—2008-09  
 Ramirez, Ramon (P)—2008  
 Randa, Joe (INF)—1995-96, 1999-2004  
 Rapp, Pat (P)—1998  
 Rasmussen, Dennis (P)—1992-93, 1995  
 Rasmussen, Eric (P)—1983  
 Ray, Ken (P)—1999  
 Raziano, Barry (P)—1973  
 Reboulet, Jeff (INF)—2000  
 Redman, Mark (P)—2006  
 Reed, Rick (P)—1992-93  
 Reichardt, Rick (OF)—1973-74  
 Reichert, Dan (P)—1999-2002  
 Rekar, Bryan (P)—2002  
 Renfelo, Desi (INF)—2003-04  
 Reland, Steve (P)—1983  
 Reyes, Dennis (P)—2004  
 Rico, Fred (OF)—1969  
 Rigby, Brad (OF)—1999-2000  
 Rios, Alex (OF)—2015  
 Rios, Danny (P)—1998  
 Rios, Juan (INF)—1969  
 Risko, David (P)—2007  
 Rivera, Bumbo (OF)—1982  
 Rivera, Luis (INF)—1998  
 Roberts, Bip (INF)—1996-97  
 Roberts, Leon (OF)—1983-84  
 Robinson, Clint (INF)—2012  
 Robinson, Ken (P)—1996  
 Robinson, Kerry (OF)—2006  
 Rodriguez, Ed (P)—1979  
 Rodriguez, Elie (C)—1969-70  
 Rodriguez, Wilking (P)—2014  
 Rojas, Cookie (INF)—1970-77  
 Romero, Enny (P)—2018  
 Rooker, Jim (P)—1969-72  
 Rosa, Carlos (P)—2008-09  
 Rosado, Jose (P)—1996-2000  
 Rossy, Rico (INF)—1992-93  
 Rupe, Josh (P)—2010  
 Rusch, Glendon (P)—1997-99  
 Ryal, Mark (OF)—1982

## S (84)

Saberhagen, Bret (P)—1984-91  
 Sadecki, Ray (P)—1975-76  
 Sadler, Donnie (OF-INF)—2001-02  
 Salazar, Angel (INF)—1986-87  
 Sampson, Bill (P)—1992-93  
 Samuel, Juan (INF)—1992, 1995  
 Sanchez, Angel (INF)—2006  
 Sanchez, Israel (P)—1988, 1990  
 Sanchez, Jonathan (P)—2012  
 Sanchez, Orlando (C)—1984  
 Sanchez, Rey (SS)—1999-01  
 Sanders, Ken (P)—1976  
 Sanders, Reggie (OF)—2006-07  
 Santana, Ervin (P)—2013  
 Santiago, Benito (C)—2004  
 Santiago, Jose (P)—1997-01  
 Santovonia, Nelson (C)—1993  
 Sauveur, Rich (P)—1992  
 Savage, Ted (OF)—1971  
 Scanlan, Bob (P)—1996  
 Scarsone, Steve (INF)—1999  
 Schaal, Paul (INF)—1969-74  
 Schatzinger, Jeff (P)—1981  
 Schatzelder, Dan (P)—1991  
 Schenblum, Richie (OF)—1972, 1974  
 Schulz, Jeff (OF)—1989-90  
 Scott, George (INF)—1979  
 Scott, Rodney (INF)—1975  
 Scranton, Jim (INF)—1984-85  
 Seanez, Rudy (P)—2004  
 Sedlack, Shawn (P)—2002  
 Seitzer, Kevin (INF-OF)—1986-91  
 Serrano, Jimmy (P)—2004  
 Service, Scott (P)—1997-99  
 Sevelson, Rich (INF)—1970-71  
 Shealy, Ryan (OF)—2006-08



Sheridan, Pat (OF)—1981-85  
 Shields, James (P)—2013-14  
 Shields, Steve (P)—1986  
 Shifflett, Steve (P)—1992  
 Shirely, Bob (P)—1987  
 Shouse, Brian (P)—2002  
 Shumppert, Terry (INF)—1990-94  
 Silverio, Luis (OF)—1978  
 Simpson, Joe (OF)—1983  
 Simpson, Wayne (P)—1973  
 Sisco, Andrew (P)—2005-06  
 Skoglund, Eric (P)—2017-18  
 Slaughter, Don (C)—1982-84  
 Smith, Burch (P)—2018  
 Smith, Daryl (P)—1990  
 Smith, Jason (INF)—2007-08  
 Smith, Lonnie (OF)—1985-87  
 Smith, Will (P)—2012-13  
 Snyder, Kyle (P)—2003, 2005-06  
 Solaíta, Tony (INF)—1974-76  
 Soler, Jorge (OF)—2017-18  
 Soria, Joakim (P)—2007-11, 2016-17  
 Sorrell, Bill (INF)—1970  
 Sparkman, Glenn (P)—2018  
 Spehr, Tim (C)—1991, 1997-99  
 Splittorff, Paul (P)—2010-84  
 Spoljaric, Paul (P)—2000  
 Spradlin, Jerry (P)—2000  
 Spriggs, George (OF)—1969-70  
 Stairs, Matt (OF)—2004-06  
 Standridge, Jason (P)—2007  
 Stein, Blake (P)—1999-2002  
 Stemle, Steve (P)—2005-06  
 Stewart, Andy (C)—1997  
 Stillwell, Kurt (INF)—1988-91  
 Stinnett, Kelly (C)—2004  
 Stinson, Bob (C)—1975-76  
 Stoddard, Bob (P)—1987  
 Stottlemire, Jr, Mel (P)—1990  
 Stout, Eric (P)—2018  
 Strahm, Matt (P)—2016-17  
 Stynes, Chris (INF)—1995-96  
 Sullivan, Scott (P)—2004  
 Sundberg, Jim (C)—1985-86  
 Suppan, Jeff (P)—1998-2002  
 Sutton, Larry (INF)—1997-99  
 Suzuki, Mac (P)—1999-02  
 Sweeney, Mike (C-INF)—1995-2007

## T (27)

Tabler, Pat (OF)—1988-90  
 Tartabull, Danny (OF)—1987-91  
 Taylor, Bob (C)—1969-70  
 Taylor, Carl (OF)—1971-73  
 Taylor, Dwight (OF)—1986  
 Teaford, Everett (P)—2011-13  
 Teahen, Mark (OF-INF)—2005-09  
 Tejada, Miguel (INF)—2013  
 Tejada, Robinson (P)—2008-11  
 Terrell, Jerry (INF)—1978-80  
 Teixeira, Kanekoa (P)—2010-11  
 Thompson, Brad (P)—2010  
 Thompson, Rich (OF)—2004  
 Thomson, John (P)—2007  
 Throop, George (P)—1975, 1977-79  
 Thurman, Gary (OF)—1987-92  
 Tomko, Brett (P)—2008  
 Tomis, Mike (C)—2004  
 Torres, Dilson (P)—1995  
 Torres, Ramon (INF)—2017-18  
 Torres, Rusty (OF)—1980  
 Treanor, Matt (C)—2011  
 Tucker, Michael (OF)—1995-96, 2002-03  
 Tufts, Bob (P)—1982-83  
 Tupman, Matt (C)—2008  
 Turner, Chris (C)—1998  
 Twitty, Jeff (P)—1980

## V (14)

Valdespino, Sandy (OF)—1971  
 Valencia, Danny (INF)—2014  
 Valera, Julio (P)—1996  
 Vargas, Jason (P)—2014-17  
 Vasquez, Jorge (P)—2004  
 Vasto, Jerry (P)—2018  
 Ventura, Yordano (P)—2013-16  
 Verdugo, Ryan (P)—2012  
 Veres, Randy (P)—1997  
 Villacis, Eduardo (P)—2004  
 Vitoria, Meibrys (C)—2018  
 Vitiello, Joe (INF)—1995-99

Volquez, Edinson (P)—2015-16  
 Voyles, Brad (P)—2001-03

## W (34)

Waechter, Doug (P)—2009  
 Wagner, Hector (P)—1990-91  
 Walker, Jamie (P)—1997-98  
 Wallace, Derek (P)—1999  
 Walrod, Les (P)—2003  
 Washington, U.L. (INF)—1977-84  
 Wathan, Dusty (C)—2002  
 Wathan, John (C-INF)—1976-85  
 Wellemeyer, Todd (P)—2006-07  
 Wellman, Brad (INF)—1988-89  
 Wells, Kip (P)—2008  
 Wengert, Don (P)—1999  
 Werth, Dennis (C-INF)—1982  
 Whisenand, Matt (P)—1997-99  
 White, Frank (INF)—1973-90  
 White, Rondell (OF)—2003  
 Wickersham, Dave (P)—1969  
 Wilkerson, Curtis (INF)—1992-93  
 Williams, Mike (P)—1997  
 Williams, Mitch (P)—1997  
 Willingham, Josh (INF)—2014  
 Wills, Frank (P)—1983-84  
 Wilson, Craig (INF)—1993  
 Wilson, Kris (P)—2000-02  
 Wilson, Willie (OF)—1976-90  
 Winters, Matt (OF)—1989  
 Witasick, Jay (P)—1999-2000  
 Wolford, Jim (OF)—1972-76  
 Wong, Chien-Ming (P)—2016  
 Wood, Blake (P)—2010-11  
 Wood, Mike (P)—2004-06  
 Wood, Travis (P)—2017  
 Wright, Jamey (P)—2003, 2009  
 Wright, Jim (P)—1981-82  
 Wright, Ken (P)—1970-73

## Y (6)

Yabuta, Yasuhiko (P)—2008-09  
 York, Jim (P)—1970-71  
 Young, Chris (P)—2015-17  
 Young, Curt (P)—1992  
 Young, Ernie (OF)—1998  
 Young, Kevin (INF)—1996

## Z (5)

Zachary, Chris (P)—1969  
 Zaun, Gregg (C)—2000-01  
 Zdeb, Joe (OF)—1977-79  
 Zobrist, Ben (INF-OF)—2015  
 Zuvella, Paul (INF)—1991

## Managers (19)

Bell, Buddy—2005-07  
 Boone, Bob—1995-97  
 Ferraro, Mike—1986 (interim)  
 Frey, Jim—1980-81  
 Gardner, Billy—1987  
 Gordon, Joe—1969  
 Herzog, Whitey—1975-79  
 Hillman, Terry—2008-10  
 Howser, Dick—1981-87  
 Lemon, Bob—1970-72  
 McKeon, Jack—1973-75  
 McRae, Hal—1991-94  
 Metro, Charlie—1970  
 Mizerock, John—2002 (interim)  
 Musser, Tony—1997-2002  
 Pena, Tony—2002-05  
 Schaefer, Bob—1991 (interim), 2005  
 Wathan, John—1987-91  
 Yost, Ned—2010-18

## Coaches (85)

Barnett, Mike—2006-08  
 Bedell, Howie—1984  
 Blylock, Gary—1984-87  
 Boros, Steve—1975-79, 1993-94  
 Boyer, Cloyd—1982-83  
 Bradshaw, Terry—2018  
 Brett, George—2013  
 Buchanan, Brian—2017  
 Burgmeier, Tom—1991, 1998-2000  
 Cadahia, Chino—2012-13  
 Carnevale, Dan—1970  
 Cisco, Galen—1971-79

Colavito, Rocky—1982-83  
 Connors, Billy—1980-81  
 Cox, Jeff—1995  
 Cumberland, John—2002-04  
 Dauer, Rich—1997-2002  
 David, Andre—2005-06, 2013  
 Dobson, Pat—1991  
 Doran, Bill—2005-07  
 Dunlop, Harry—1969-75  
 Eiland, Dave—2012-17  
 Eldred, Cal—2018  
 Hertz, Glenn—1989-94  
 Ferraro, Mike—1984-86  
 Foli, Tim—1996  
 Foster, Steve—2010-12  
 Friend, Owen—1969  
 Funk, Frank—1988-90  
 Gamboa, Tom—2001-03  
 Garrett, Adrian—1988-92  
 Gibbons, John—2009-11  
 Grifol, Pedro—2013-18  
 Hansen, Guy—1991-93, 1996-97, 2005  
 Harder, Mel—1969  
 Henry, Doug—2013-17  
 Hill, Chuck—1976-79  
 Jirschele, Mike—2014-18  
 Johnson, Lamar—1999-2002  
 Jones, Joe—1987, 1992, 2005  
 Jones, Lynn—1991-92  
 Kendall, Fred—2006-07  
 Kison, Bruce—1992-98  
 Kuntz, Rusty—2008-09, 2010, 2012-17  
 Lau, Charley—1971-78  
 Lemon, Bob—1970  
 Lum, Mike—1988-89  
 Luzinski, Greg—1995-97  
 MacKenzie, Gordy—1980-81  
 Maier, Mitch—2018  
 Martinez, Jose—1980-87  
 Mason, Mike—2004  
 Mauch, Gene—1995  
 May, Lee—1984-86, 1992-94  
 Mayberry, John—1989-90  
 McClure, Bob—2006-11  
 McRae, Hal—1987  
 Mizerock, John—2002-04, 2008-09  
 Malsoff, Jack—2013  
 Napoleon, Ed—1987-88  
 Nipper, Al—2001-02  
 Nossek, Joe—1982-83  
 Owen, Dave—2008-10  
 Page, Mitchell—1995-97  
 Pentland, Jeff—2003-05  
 Poldberg, Brian—2004-07  
 Poquette, Tom—1997-98  
 Quirk, Jamie—1994-2001  
 Renick, Rick—1981  
 Rodriguez, Eddie—2009-13  
 Schaefer, Bob—1988-91, 2002-05  
 Schaffer, Jim—1980-88  
 Schultz, Joe—1970  
 Seitzer, Kevin—2009-12  
 Silverio, Luis—2003-08  
 Sisson, Doug—2011-12  
 Strickland, George—1970-72  
 Strom, Brent—2000-01  
 Sullivan, John—1979  
 Sveum, Dale—2014-18  
 Wakamatsu, Don—2014-17  
 Wathan, John—1986  
 White, Frank—1997-01  
 White, Jo Jo—1969  
 Wiley, Mark—1999  
 Wilson, Vance—2018

## Trainers (11)

Cobb, Mickey—1978-90  
 Dudley, Jim—1973-77  
 Jones, Bill—1969-72  
 Kenney, Nick—2010-18  
 Kuntz, Lee—1999-2002  
 Kyte, Frank—2003-09  
 McGannon, Paul—1984-88  
 Morrow, Steve—1991-98  
 Stevenson, Jeff—2008-09  
 Swartz, Nick—1989-2009  
 Turner, Kyle—2010-18



# ALL-TIME NUMERICAL ROSTER

## PLAYERS

<b>0</b>	
Scott, George	1979
Gore, Terrance	2014-17

<b>1</b>	
Foy, Joe	1969
Alcaraz, Luis	1970
Rojas, Cookie	1970-77
Terrell, Jerry	1978-80
Biancalana, Buddy	1982-87
Stillwell, Kurt	1988-91
Roberts, Bip	1996-97
Robertson, Roy	1999-2001
Sadler, Donnie	2001-02
Ordaz, Luis	2002
Dawkins, Gookie	2003
Jackson, Damian	2004
Guerrero, Wilton	2004
Blanco, Andres	2004
Hocking, Denny	2005
Gathright, Joey	2006
Pena, Jr., Tony	2007-09
Anderson, Josh	2009
Dyson, Jarrod	2010-16
Goins, Ryan	2018

<b>2</b>	
Patek, Freddie	1971
Hansen, Ron	1972
Bevacqua, Kurt	1973-74
Patek, Freddie	1975-79
Torres, Rusty	1980
Concepcion, Onix	1981-85
Salazar, Angel	1986-87
Owen, Dave	1988
Jeltz, Steve	1990
Liriano, Nelson	1991
Melvin, Bob	1992
Spehr, Tim	1997
Hansen, Jed	1997-99
Falbragas, Jorge	2000
Mayne, Brent	2001-03
Buck, John	2004-05
Graffiano, Tony	2006
Gathright, Joey	2007-08
Crisp, Coco	2009
Escobar, Alcides	2011-18

<b>3</b>	
Killebrew, Harmon	1975
Nelson, Dave	1976-77
Braun, Steve	1978-80
Poquette, Tom	1982
Pastornicky, Cliff	1983
Orta, Jorge	1984-87
Jones, Ross	1987
Wellman, Brad	1988-89
Shumpert, Terry	1991-93
Hampert, Terry	1994-96
Rivera, Luis	1998
Febles, Carlos	1999-2003
Tomis, Mike	2004
Phillips, Paul	2004
Blanco, Andres	2004
Long, Terrence	2005
German, Esteban	2006-08
Pena, Braylan	2009
Betancourt, Yuniesky	2009-10

<b>4</b>	
Detherage, Bob	1980
Motley, Darryl	1981
Pryor, Greg	1982-86
Tartabull, Danny	1987-91
Gaetti, Gary	1993
Shumpert, Terry	1994
Lockhart, Keith	1996
Halter, Shane	1998
Holbert, Ray	1999-00
Delgado, Wilson	2001
Berroa, Angel	2001-07
Gordon, Alex	2008-18

<b>5</b>	
(retired in 1994)	
Savage, Ted	1971
Scheinblum, Richie	1972, 1974
Poquette, Tom	1973
Brett, George	1975-93

<b>6</b>	
Spriggs, George	1970
Martinez, Buck	1970-71
Wohlford, Jim	1972-76
Heise, Bob	1977
Wilson, Willie	1978-90
Howard, David	1993-97
Pendleton, Terry	1998
Scarsons, Steve	1999
McCarty, David	2000-02
Bako, Paul	2006
LaRue, Jason	2007
Guillen, Jose	2010
Cain, Lorenzo	2011-17

<b>7</b>	
Harrison, Chuck	1969, 1971
Sorrell, Bill	1970
Mayberry, John	1972-77
Bass, Randy	1978
Cruz, Todd	1979
Chalk, Dave	1980-81
Slaught, Don	1982-84
Law, Rudy	1986
Hearn, Ed	1987-88
Spehr, Tim	1991
Gagne, Greg	1993-95
King, Jeff	1997-99
Hinch, A.J.	2001-02
Lopez, Mendy	2003-04
Castillo, Alberto	2004-05
Blanco, Andres	2005
Huber, Justin	2006
Sanchez, Angel	2006
Gordon, Alex	2007
Gload, Ross	2008
Hulett, Tug	2009
Blanco, Gregor	2010
Lough, David	2012-13
Willingham, Josh	2014
Cruz, Tony	2016
Herrera, Rosell	2018

<b>8</b>	
Kirkpatrick, Ed	1969-73
Solaita, Tony	1974-76
LaCock, Pete	1977-80
Sundberg, Jim	1985-86
Macfarlane, Mike	1988
Boone, Bob	1989-90
Eisenreich, Jim	1991-92
Wilson, Craig	1993
Gaetti, Gary	1994-95
Leius, Scott	1998-99
Ordaz, Luis	2000-01
Perez, Neifi	2002
Brown, Dee	2003-04
McEwing, Joe	2005
Bloomquist, Willie	2009-10
Moustakas, Mike	2011-18

<b>9</b>	
Piniella, Lou	1969-73
Quirk, Jamie	1975-76, 1979-82, 1985-88
Hurdle, Clint	1977-79
Simpson, Joe	1983
Iorg, Dane	1984-85
de los Santos, Luis	1989
Moore, Bobby	1991
Jefferies, Gregg	1992
Gomez, Alexis	2002
DeJesus, David	2003-10
Giaivotella, Johnny	2011-14
Butera, Drew	2015-18

<b>10</b>	
(retired in 1987)	
Schaal, Paul	1969-74
McClure, Bob	1975
Davis, Tommy	1976
Lahoud, Joe	1977-78
Quirk, Jamie	1978-79
Hurdle, Clint	1979-81

<b>11</b>	
Rodriguez, Ellie	1969-70
McRae, Hal	1973-87
Knoblauch, Chuck	2002
Prince, Tom	2003
Stairs, Matt	2004
Relaford, Desi	2004
Phillips, Paul	2005
Marrero, Eli	2005
Mientkiewicz, Doug	2006
Gload, Ross	2007
Guillen, Jose	2008-09
Fields, Josh	2010
Betancourt, Yuniesky	2012
Guthrie, Jeremy	2013-15

<b>12</b>	
Rios, Juan	1969
Spriggs, George	1970
May, Jerry	1971-72
Reichardt, Rick	1973
May, Jerry	1973
Martz, Gary	1975
Wathan, John	1976-85
Beniquez, Juan	1987
Joyner, Wally	1992-95
Paquette, Craig	1996-97
Young, Ernie	1998
Spehr, Tim	1998-99
Reboulet, Jeff	2000
Alicea, Luis	2001-02
Relaford, Desi	2003-04
Stairs, Matt	2004-06
Phillips, Paul	2007
Tupman, Matt	2008
Maier, Mitch	2010-12
Hayes, Brett	2013-14
Nix, Jayson	2014
Calixte, Orlando	2015
Eibner, Brett	2016
Nava, Daniel	2016
Soler, Jorge	2017-18

<b>13</b>	
Rooker, Jim	1969-70
Gonzalez, Fernando	1974
Gaudet, Jim	1979
Cone, David	1986
Martinez, Carmelo	1991
Howard, David	1992
Lind, Jose	1993-95
Fasano, Sal	1999
Blanco, Andres	2006
Callaspo, Alberto	2008-10
Aviles, Mike	2011
Perez, Salvador	2011-18

## 14

Adair, Jerry	1969-70
Rooker, Jim	1971
Severson, Rich	1971
Taylor, Carl	1972-73
May, Lee	1981-82
Blue, Vida	1983
Buckner, Bill	1988-89
Davis, Storm	1990-91
Gwynn, Jeff	1993
Grotenold, Chris	1995
Stynes, Chris	1996
Cooper, Scott	1997
Martinez, Felix	1998
Lopez, Mendy	1999
Quinn, Mark	2001-02
White, Rondell	2003
Abernathy, Brent	2003
Graffanino, Tony	2004-05
Buck, John	2006-09
Infante, Omar	2014-16
Burns, Billy	2016-17
Phillips, Brett	2018

## 15

Harris, Billy	1969
Severson, Rich	1970
Floyd, Bobby	1970-74
Severson, Rich	1971
Stinson, Bob	1975-76
Porter, Darrell	1977-80
Grote, Jerry	1981
Ireland, Tim	1982
Sheridan, Pat	1983-85
Taylor, Dwight	1986
Jackson, Danny	1987
Macfarlane, Mike	1989-94, 1996-98
Mercedes, Henry	1995
Borders, Pat	1995
Turner, Chris	1998
Giambi, Jeremy	1998-99
Beltran, Carlos	2001-04
Costa, Shane	2005
Grudzianek, Mark	2006-08
Treanor, Matt	2011
Rios, Alex	2015
Merrifield, Whit	2016-18

## 16

Healy, Fran	1969, 1973-76
Keough, Joe	1969-72
Hassler, Andy	1976-78
Foucault, Steve	1978
Phelps, Ken	1981
Werth, Dennis	1982
Roberts, Leon	1983-84
Scranton, Jim	1985
Jackson, Bo	1986-90
Gordon, Tom	1991
Miller, Keith	1992-94
Miller, Keith	1995
Norman, Les	1995
Randa, Joe	1996, 1998-2004
Cooper, Scott	1997
Palmer, Dean	1997-98
Huber, Justin	2005
Sanders, Reggie	2006-07
Butler, Billy	2008-14
Orlando, Paulo	2015-18

## 17

Morehead, Dave	1969-70
Paepeke, Dennis	1971-72, 1974
Ortenzio, Frank	1973
Littell, Mark	1975-77
Silverio, Luis	1978
Castillo, Manny	1980
Ireland, Tim	1981
Jones, Mike	1984-85
Brewer, Mike	1986
Anderson, Rick	1987-88
Winters, Matt	1989
Perry, Gerald	1990
Zuvella, Paul	1991
Samuel, Juan	1992
Cone, David	1993
Appier, Kevin	1996-99
Dunwoody, Todd	2000

Suzuki, Mac	2001-02
Perez, Neifi	2001
Wathan, Dusty	2002
Jacobs, Mike	2009
Getz, Chris	2010-13
Davies, Wade	2014-16
Dozier, Hunter	2018

## 18

Kelly, Pat	1969-70
Hopkins, Gail	1971-73
Cowens, Al	1974-79
Mulliniks, Rance	1980-81
Renko, Steve	1983
Balboni, Steve	1984
Saberhagen, Bret	1987-91
Randa, Joe	1995
Damon, Johnny	1996-2000
Ibanez, Raul	2001-03, 2014
Stinnett, Kelly	2004
Ambres, Chip	2005
Kendall, Jason	2010
Ibanez, Raul	2014
Zobrist, Ben	2015

## 19

Fiore, Mike	1969-70
Matchick, Tom	1970
Knoop, Bobby	1971-72
White, Frank	1973
Briles, Nelson	1974-75
Wilson, Willie	1976
Zdeb, Joe	1977-79
Cardenal, Jose	1980
Wills, Frank	1983-84
Stoddard, Bob	1987
Bannister, Floyd	1988-89
Conine, Jeff	1990, 1992, 1998
Wilkinson, Curtis	1993
Kreuter, Chad	1999
Johnson, Brian	2000
Delgado, Wilson	2000
Henry, Doug	2001
Pellow, Kit	2002
McDonald, Donzell	2002
Patterson, Jarrod	2003
Anderson, Brian	2003-05
Bannister, Brian	2008-10
Falu, Irving	2012-13
Valencia, Danny	2014
Kratz, Erik	2014-15
Cuthbert, Cheslor	2015-18

20  
(retired in 1995)

Campanis, Jim	1969-70
Montgomery, Monty	1971-72
Raziano, Barry	1973
White, Frank	1974-90

## 21

Martinez, Buck	1969, 1974-77
Monteagudo, Aurelio	1970
Kusnyer, Art	1978
Rodriguez, Eduardo	1979
Twitty, Jeff	1980
Creel, Keith	1982-83
Dent, Bucky	1984
Smith, Lonnie	1985-87
Montgomery, Jeff	1988-99
Carrasco, D.J.	2004-05
Redman, Mark	2006
Butler, Billy	2007
Olivo, Miguel	2008-09
Francoeur, Jeff	2011-13
Carroll, Jamey	2013
Duda, Lucas	2018

## 22

Rooker, Jim	1969
Burgmeier, Tom	1970-73
Leonard, Dennis	1974-86
Eisenreich, Jim	1987-90
McReynolds, Kevin	1992-93
Cone, David	1994
Nunnally, Jon	1995-97
Sutton, Larry	1997-99
Spoljaric, Paul	2000
Ortiz, Hector	2000-01

Brito, Juan	2002
Gonzalez, Juan	2004
Bayliss, Jonah	2005
Mays, Joe	2006
Keppel, Bobby	2006
Maier, Mitch	2006
Podsednik, Scott	2010
May, Lucas	2010
Davis, Wade	2013

## 23

O'Reilly, Don	1969
Fitzmorris, Al	1970-72
Mingori, Steve	1973-79
Barranca, German	1980
Geronimo, Cesar	1981-83
Gubicza, Mark	1984-96
Morris, Hal	1998
Matos, Julius	2003
Greinke, Zack	2004-10
Duffy, Danny	2011-12
Johnson, Eliot	2013
Pena, Carlos	2013
Aoki, Nori	2014

## 24

Hernandez, Jackie	1969-70
Aikens, Willie	1980-83
Motley, Darryl	1984-86
Owen, Larry	1987-88
Schulz, Jeff	1989-90
Mayne, Brent	1991-95
Scanlan, Bob	1996
Clark, Terry	1996
Dye, Jermaine	1997-2001
Tucker, Michael	2002-03
Thompson, Rich	2004
Mateo, Ruben	2004
Berger, Brandon	2004
Teahen, Mark	2005-09
Ankiel, Rick	2010
Betemit, Wilson	2011
Navarro, Yamaico	2011
Tejada, Miguel	2013
Colon, Christian	2014-17

## 25

Drabowsky, Moe	1969-70
Campanis, Jim	1970
Splitstorff, Paul	1971
McCormick, Mike	1971
Rooker, Jim	1972
Jackson, Mike	1972-73
Brett, George	1973-74
Scott, Rodney	1975
Poquette, Tom	1976-79
Chamberlain, Craig	1979
Brett, Ken	1980-81
Martin, Jerry	1982-83
Jackson, Danny	1984-86
Thurman, Gary	1987-92
Hiatt, Phil	1993, 1995
Norman, Les	1996
Lima, Jose	2003
Johnson, Rontrez	2003
Tomko, Brett	2008
Ka'aihue, Kila	2008, 2010-11
Robinson, Clint	2012
Teaford, Everett	2013
Coleman, Casey	2014
Morales, Kendryns	2015-16
Jay, Jon	2018
Goodwin, Brian	2018

**26**

Cisco, Galen ..... 1969  
 Otis, Amos ..... 1970-83  
 Farr, Steve ..... 1985-90  
 Publ, Terry ..... 1991  
 Clark, Dave ..... 1991  
 Benzinger, Todd ..... 1991  
 Sauveur, Rich ..... 1992  
 Heaton, Neal ..... 1992  
 Pulliam, Harvey ..... 1993  
 James, Chris ..... 1995  
 Fasano, Sal ..... 1996-98  
 Martinez, Felix ..... 1999  
 Fasano, Sal ..... 2001  
 Austin, Jeff ..... 2001-02  
 DiFelice, Mike ..... 2003  
 Smith, Jason ..... 2007-08  
 Freel, Ryan ..... 2009  
 Miller, Jai ..... 2010  
 Francis, Jeff ..... 2011  
 Keppinger, George ..... 2013  
 Kottaras, George ..... 2013  
 Pena, Francisco ..... 2014-15  
 Minor, Mike ..... 2017

**27**

Bunker, Wally ..... 1969-71  
 Clemons, Lance ..... 1971  
 Littell, Mark ..... 1973  
 Hoerner, Joe ..... 1973-74  
 Martin, Renie ..... 1979-81  
 Tufts, Bob ..... 1982  
 Hammond, Steve ..... 1982  
 Beckwith, Joe ..... 1984-85  
 Kingery, Mike ..... 1986  
 Bosley, Thad ..... 1987-88  
 Aquino, Luis ..... 1988-92  
 Granger, Jeff ..... 1993-94, 1996  
 Samuel, Juan ..... 1995  
 Bones, Ricky ..... 1997  
 Vitiello, Joe ..... 1998  
 Brown, Dee ..... 1998-2002  
 Patterson, Jarrod ..... 2003  
 Field, Nate ..... 2003  
 Anderson, Brian ..... 2003  
 Bautista, Jose ..... 2004  
 Bautista, Denny ..... 2004-06  
 Yabuta, Yasuhiko ..... 2008  
 Pena, Braylan ..... 2009-12  
 Gutierrez, J.C. ..... 2013  
 Maxwell, Justin ..... 2013-14  
 Finnegan, Brandon ..... 2014-15  
 Mondesi, Adalberto ..... 2016-18

**28**

Paepke, Dennis ..... 1969  
 Wright, Ken ..... 1970-73  
 Pinson, Vada ..... 1974-75  
 Sanders, Ken ..... 1976  
 McGilberry, Randy ..... 1978  
 Nettles, Jim ..... 1979  
 Chamberlain, Craig ..... 1980  
 Paschall, Bill ..... 1981  
 Frost, Dave ..... 1982  
 Rasmussen, Eric ..... 1983  
 Moreno, Omar ..... 1985  
 Bankhead, Scott ..... 1986  
 Macfarlane, Mike ..... 1987  
 Garber, Gene ..... 1987  
 Crawford, Steve ..... 1990-91  
 Meacham, Rusty ..... 1992-95  
 Bell, Jay ..... 1997  
 Rapp, Pat ..... 1998  
 Hubbard, Trinidad ..... 2001  
 Harvey, Ken ..... 2001, 2003-05  
 Phillips, Paul ..... 2006  
 Dotel, Octavio ..... 2007  
 Davies, Kyle ..... 2007-09  
 Pina, Manuel ..... 2011-12

**29**

Butler, Bill ..... 1969-71  
 Murphy, Tom ..... 1972  
 Bird, Doug ..... 1973-78  
 Quisenberry, Dan ..... 1979-88  
 Palacios, Rey ..... 1988-90  
 Gwynn, Chris ..... 1992  
 Brewer, Billy ..... 1993  
 Coleman, Vince ..... 1994-95  
 Sweeney, Mike ..... 1995-2007

**30**

Spriggs, George ..... 1969  
 Johnson, Bob ..... 1970  
 Hovley, Steve ..... 1972-73  
 Cepeda, Orlando ..... 1974  
 Jones, Ruppert ..... 1976  
 Washington, U.L. .... 1977-84  
 LaCoss, Mike ..... 1985  
 Gumpert, Dave ..... 1987  
 Tabler, Pat ..... 1988-90  
 Gibson, Kirk ..... 1991  
 Wilkerson, Curtis ..... 1992  
 Brooks, Hubie ..... 1993-94  
 Olson, Gregg ..... 1995  
 Offerman, Jose ..... 1996-98  
 Rigby, Brad ..... 1999-2000  
 Berger, Brandon ..... 2001-03  
 Santiago, Benito ..... 2004  
 Gotay, Ruben ..... 2004-05  
 Keppinger, Jeff ..... 2006  
 Strandidge, Jason ..... 2007  
 Cortez, Fernando ..... 2007  
 Huber, Justin ..... 2007  
 Aviles, Mike ..... 2008-10  
 Bourgeois, Jason ..... 2012  
 Ventura, Yordano ..... 2013-16

**31**

Taylor, Hawk ..... 1969-70  
 McGilberry, Randy ..... 1977-78  
 Cripe, Dave ..... 1978  
 Christenson, Gary ..... 1979-80  
 Schattinger, Jeff ..... 1981  
 Armstrong, Mike ..... 1982-83  
 Saberhagen, Bret ..... 1984-86  
 Shirley, Bob ..... 1987  
 Perez, Melido ..... 1987  
 Sanchez, Israel ..... 1988, 1990  
 Garber, Gene ..... 1988  
 Howard, David ..... 1991  
 DiPino, Frank ..... 1993  
 Cadaret, Greg ..... 1993  
 Tucker, Michael ..... 1995-96  
 Myers, Rod ..... 1997  
 Mack, Shane ..... 1998  
 Vitiello, Joe ..... 1999  
 Rakers, Jason ..... 2000  
 Meadows, Brian ..... 2001  
 May, Darrell ..... 2002  
 Lopez, Albie ..... 2003  
 Abbott, Paul ..... 2003  
 Murphy, Donnie ..... 2004  
 Gettis, Byron ..... 2004  
 Brown, Adrian ..... 2004  
 Murphy, Donnie ..... 2005  
 Duckworth, Brandon ..... 2007-08  
 Hughes, Dusty ..... 2009-10  
 Coleman, Louis ..... 2012-14  
 Gomes, Jonny ..... 2015  
 Kennedy, Ian ..... 2016-18

**32**

Hedlund, Mike ..... 1969-72  
 O'Riley, Don ..... 1970  
 Garber, Gene ..... 1973-74  
 McClure, Bob ..... 1976  
 Wilson, Willie ..... 1977  
 Gura, Larry ..... 1978-85  
 Pecota, Bill ..... 1986-91  
 Rossy, Rico ..... 1992-93  
 Browning, Tom ..... 1995  
 Young, Kevin ..... 1996  
 Vitiello, Joe ..... 1997  
 Lopez, Mendy ..... 1998  
 Laxton, Brett ..... 2000  
 George, Chris ..... 2002-04  
 Costa, Shane ..... 2006-07  
 Mahay, Ron ..... 2008-09  
 Mazzaro, Vin ..... 2011-12  
 Moore, Adam ..... 2013  
 Paredes, Jimmy ..... 2014  
 Young, Chris ..... 2015-17  
 Maurer, Brandon ..... 2017

**33**

Oliver, Bob ..... 1969-72  
 Pattin, Marty ..... 1974-80  
 Hammaker, Atlee ..... 1981  
 Blue, Vida ..... 1982-83  
 Davis, Butch ..... 1983-84  
 Seitzer, Kevin ..... 1986-91  
 Hane, Chris ..... 1992-98  
 Durbin, Chad ..... 1999-2002  
 Leskanic, Curtis ..... 2003-04  
 Burkhardt, Morgan ..... 2003  
 Santiago, Benito ..... 2004  
 Lima, Jose ..... 2005  
 Quintero, Humberto ..... 2012  
 Guthrie, Jeremy ..... 2012  
 Shields, James ..... 2013-14  
 Flynn, Brian ..... 2016-18

**34**

Burgmeier, Tom ..... 1969  
 Splitorff, Paul ..... 1972-84  
 Bell, Terry ..... 1986  
 Capra, Nick ..... 1988  
 McWilliams, Larry ..... 1989-90  
 Clarke, Stan ..... 1989  
 Codiroli, Chris ..... 1990  
 Wagner, Hector ..... 1991  
 Jose, Felix ..... 1993-95  
 Pittsley, Jim ..... 1997-99  
 Wallace, Derek ..... 1999  
 Pisciotta, Marc ..... 1999  
 Stein, Blake ..... 2001-02  
 May, Darrell ..... 2003-04  
 Diaz, Matt ..... 2005  
 Hudson, Luke ..... 2006-07  
 Wright, Jamey ..... 2009  
 Davies, Kyle ..... 2010-11  
 Abreu, Tony ..... 2012  
 Peguero, Carlos ..... 2014  
 Wood, Travis ..... 2017  
 Cahill, Trevor ..... 2017  
 Oaks, Trevor ..... 2018

**35**

Nelson, Roger ..... 1969-72  
 Throop, George ..... 1975, 1977-79  
 Nelson, Roger ..... 1976  
 Bruno, Tom ..... 1976  
 Eaton, Craig ..... 1979  
 Eastwick, Rawly ..... 1980  
 Wright, Jim ..... 1981-82  
 Johnson, Ron ..... 1982-83  
 Jones, Lynn ..... 1984-86  
 Lee, Mark ..... 1988  
 Filson, Pete ..... 1990  
 Pichardo, Hipolito ..... 1993-98  
 Batista, Miguel ..... 2000  
 Bukvich, Ryan ..... 2002-04  
 Brown, Emil ..... 2005-07  
 Maier, Mitch ..... 2008-09  
 Hosmer, Eric ..... 2011-17

**36**

Abernathy, Ted ..... 1970-72  
 Tufts, Bob ..... 1982-83  
 Jackson, Grant ..... 1982  
 Perry, Gaylord ..... 1983  
 Leeper, Dave ..... 1985  
 Johnson, Rondin ..... 1986  
 Gordon, Tom ..... 1988-90, 1992-95  
 Mercedes, Henry ..... 1996  
 Martinez, Felix ..... 1997  
 Long, Ryan ..... 1997  
 Beltran, Carlos ..... 1998-2000  
 Byrd, Paul ..... 2001-02  
 Snyder, Kyle ..... 2003  
 Pickering, Calvin ..... 2004-05  
 Stemle, Steve ..... 2006  
 Etherton, Seth ..... 2006  
 De La Rosa, Jorge ..... 2006-07  
 Dwyer, Chris ..... 2013  
 Volquez, Edinson ..... 2015-16  
 Gallagher, Cam ..... 2017-18



**37**

Jones, Steve	1969
Patek, Freddie	1971-74
Sadecki, Ray	1976
Gura, Larry	1976-77
Gaudet, Jim	1978
Sheridan, Pat	1981
Berenguer, Juan	1981
Botelho, Derek	1982
Ashford, Tucker	1984
Leibrandt, Charlie	1984-89
Dotson, Richard	1990
Baller, Jay	1990
Johnston, Joel	1992
Gardner, Mark	1993
Rasmussen, Dennis	1995
McGinnis, Russ	1995
Anderson, Scott	1995
Huisman, Rick	1995-96
Suppan, Jeff	1998-2002
Lloyd, Graeme	2003
Huisman, Justin	2004
Stemle, Steve	2005
Elarton, Scott	2006-07
Cruz, Juan	2009-10
O'Sullivan, Sean	2010-11
Ciriaco, Pedro	2013-14
Downs, Scott	2014
Moss, Brandon	2017
Maurer, Brandon	2018

**38**

Cram, Jerry	1969
Lopez, Aurelio	1974
Gale, Rich	1978-81
Rivera, Bombo	1982
Huismann, Mark	1983-86
Shields, Steve	1986
Madison, Scotti	1987-88
Leach, Terry	1989
McGaffigan, Andy	1990-91
Benzinger, Todd	1991
Reed, Rick	1992-93
Milacki, Bob	1994
Stynes, Chris	1995
Converse, Jim	1997
Pose, Scott	1999-2000
Grimsley, Jason	2001-04
Nunez, Abraham	2004
Jensen, Ryan	2005
Booker, Chris	2006
Duckworth, Brandon	2006
Buckner, Billy	2007
Wood, Blake	2010-11
Bonifacio, Jorge	2017-18

**39**

Alcaraz, Luis	1969
Hopkins, Gail	1971
Angelini, Norm	1972
Fitzmorris, Al	1973-76
Angelini, Norm	1973
Lance, Gary	1977
Hrabosky, Al	1978-79
Keatley, Greg	1981
Castro, Bill	1982-83
Gleaton, Jerry Don	1987-89
Gardner, Wes	1991
Cole, Stu	1991
Benitez, Yamil	1997
Mathews, Terry	1999
Bochtler, Doug	2000
Hernandez, Roberto	2001-02
Lowe, Sean	2003
Snyder, Kyle	2005-06
Andrade, Steve	2006
Shealy, Ryan	2006
Brazell, Craig	2007
Mendoza, Luis	2010-13
Hendriks, Liam	2014
Medlen, Kris	2015-16
Hammel, Jason	2017-18

**40**

Zachary, Chris	1969
Wickersham, Dave	1969
York, Jim	1970-71
Busby, Steve	1972-76, 1978-80
Jones, Mike	1981
Black, Bud	1982-88
Luecken, Rick	1989
Smith, Daryl	1990
Young, Curt	1992
Koslofski, Kevin	1992-94
Mota, Jose	1995
Hernandez, Runelvys	2002-06
Bannister, Brian	2007
Wells, Kip	2008
Farnsworth, Kyle	2009-10
Herrera, Kelvin	2011-18

**41**

Drago, Dick	1969-73
McDaniel, Lindy	1974-75
Ferreira, Tony	1985
Habyan, John	1993
Brewer, Billy	1994-95
Belcher, Tim	1996-98
Wengert, Don	1999
Stein, Blake	1999-2000
Fussell, Chris	1999
Reichert, Dan	2001-02
Gobbie, Jimmy	2003-08
DiNardo, Lemmy	2009
Bullington, Bryan	2010
Jeffress, Jeremy	2011-12
Duffy, Danny	2013-18

**42**

(retired in 1997)

Fitzmorris, Al	1969
Martinez, Buck	1973
Marshall, Keith	1973
Hall, Tom	1976-77
Paschall, Bill	1979
Haney, Chris	1992
Henderson, Dave	1994
Goodwin, Tom	1995-97

**43**

Splitstorff, Paul	1970
Dal Canton, Bruce	1971-75
Sadecki, Ray	1975
Paschall, Bill	1978
Barranca, German	1979
Schatzeder, Dan	1991
Davis, Storm	1991
Belinda, Stann	1994
Lockhart, Keith	1995
Halter, Shane	1997
Febles, Carlos	1998
Chavez, Andy	2001
Perry, Chan	2002
Obermueller, Wes	2002
Levine, Al	2003
Leskanic, Curtis	2003
Seanez, Rudy	2004
Gomez, Alexis	2004
Nunez, Leo	2005-06
Shealy, Ryan	2007-08
Crow, Aaron	2011-14
Coleman, Dusty	2015
Feliz, Neftali	2017
Peralta, Willy	2018

**44**

Northey, Scott	1969
Taylor, Carl	1971
Scott, Rodney	1975
Vitiello, Joe	1995-96
Davis, Chili	1997
Barber, Brian	1998-99
Zaun, Gregg	2000-01
Robinson, Kerry	2006
Hochevar, Luke	2007-13, 2015-16

**45**

Simpson, Wayne	1973
Garcia, Danny	1981
Heath, Kelly	1982
Jackson, Danny	1983
Balboni, Steve	1985-88
Buchanan, Bob	1989
Morman, Russ	1990-91
Jose, Felix	1994
Jacome, Larry	1995-97
Casian, Jason	1997
Evans, Bart	1998
Moreno, Orber	1999
Guiel, Aaron	2002-06
Perez, Odalis	2006-07
Waechter, Doug	2009
Adams, Lane	2014
Morales, Franklin	2015
Almonte, Abraham	2018

**46**

Rico, Fred	1969
Cram, Jerry	1976
Heaton, Neal	1992
Caceres, Edgar	1995
Pugh, Tim	1996
Lennon, Patrick	1996
Bluma, Jaime	1996
Williams, Mike	1997
Service, Scott	1997
Santiago, Jose	1998
Allensworth, Jermaine	1998
Santiago, Jose	1999-2001
Voyles, Brad	2001-03
Wood, Mike	2004-06
Nunez, Leo	2007-08
Hernandez, Luis	2009
Betemit, Wilson	2010
Coleman, Louis	2011
Hottovy, Tommy	2012
Marks, Justin	2014
Torres, Ramon	2017-18

**47**

Berry, Sean	1990-91
Rasmussen, Dennis	1992-93
Goodwin, Tom	1994
Fleming, Dave	1995
Bruce, Brian	1996-98
Witasick, Jay	1999-2000
Rekar, Bryan	2002
Sullivan, Scott	2004
Dessens, Elmer	2006
Braun, Ryan	2006-07
Ponson, Sidney	2009
Marie, Victor	2009-10
Adcock, Nate	2011-12
Morales, Franklin	2015
Cueto, Johnny	2015
Moylan, Peter	2016-17

**48**

Wright, Ken	1970
Reichardt, Rick	1974
Colborn, Jim	1977-78
Hood, Don	1982-83
Power, Ted	1988
Davis, Mark	1990-92
Berenguer, Juan	1992
Hamelin, Bob	1993
Cookson, Brent	1995
Olson, Gregg	1997
Service, Scott	1998-99
Spradlin, Jerry	2000
Affeldt, Jeremy	2002-06
Soria, Joakim	2007-11
Mariot, Michael	2014-15
Soria, Joakim	2016-17
Lively, Ben	2018



**49**

Valdespino, Sandy	1971
Cram, Jerry	1976
Motley, Darryl	1983
Sanchez, Orlando	1984
Pujols, Luis	1984
Davis, John	1987
Crawford, Steve	1989
Mayne, Brent	1990
Cromartie, Warren	1991
Shifflett, Steve	1992
Linton, Doug	1995-96
Williams, Mitch	1997
Santiago, Jose	1997
Bones, Ricky	1998
Fussell, Chris	1999-2000
Wright, Jamey	2003
Reyes, Dennys	2004
Bale, John	2007-09
Odorizzi, Jake	2012
Joseph, Donnie	2013-14
Blanton, Joe	2015
Coleman, Louis	2015
Buchter, Ryan	2017
Fillmyer, Heath	2018

**50**

Jones, Mike	1980
Scranton, Jim	1984
Hargeseheimer, Alan	1986
Shumpert, Terry	1990
Corbin, Archie	1991
Sampen, Bill	1992-93
Belinda, Stan	1993
Bunch, Melvin	1995
Rosado, Jose	1996-2000
Robinson, Kenny	1996
Caruso, Mike	2002
Giffilan, Jason	2003
Serrano, Jimmy	2004
Burgos, Ambiorix	2005-06
Teixeira, Kanekoa	2011
Mijares, Jose	2012
Moore, Adam	2012
Almonte, Miguel	2015, 2017
Adam, Jason	2018

**51**

de los Santos, Luis	1988
Pulliam, Harvey	1991-93
Burgos, Enrique	1993
Pittsley, Jim	1995
Damon, Johnny	1995
Valera, Julio	1996
Veres, Randy	1997
Rios, Danny	1998
Hatcher, Chris	1998
Morman, Alvin	1999
Wilson, Kris	2000-03
Sisco, Andrew	2005-06
Tejeda, Robinson	2008-11
Broxton, Jonathan	2012
Vargas, Jason	2014-17
Boyer, Blaine	2018
Vasto, Jerry	2018

**52**

Phelps, Ken	1980-81
Stottlemeyer, Mel	1990
Boddicker, Mike	1991-92
Torres, Dilson	1995
Perez, Mike	1997
de la Maza, Roland	1997
Ortiz, Hecto	1998
Quinn, Mark	1999-2000
Bottalico, Ricky	2000
Shouse, Brian	2002
Hill, Jeremy	2002-03
Kinney, Matt	2004
Demaria, Chris	2005
Dohmann, Scott	2006
Ramirez, Horacio	2008-09
Chen, Bruce	2009-14
Grimm, Justin	2018
López, Jorge	2018

**53**

Concepcion, Onix	1980
Pedre, Jorge	1991
Moeller, Dennis	1992
Santovenia, Nelson	1993
DeJesus, Jose	1994
Converse, Jim	1995
Rusch, Glendon	1997-99
Carter, Lance	1999
George, Chris	2001
Asencio, Miguel	2002-03
Howell, J.P.	2002-03
Diaz, Jose	2006
Rosa, Carlos	2008-09
Teixeira, Kanekoa	2010
Cabrera, Melky	2011
Smith, Will	2012-13
Cabrera, Melky	2017
Skoglund, Eric	2017-18

**54**

DeJesus, Jose	1988-89
Encarnacion, Luis	1990
Pierce, Ed	1992
Reichert, Dan	1999-2000
Larkin, Andy	2000
MacDougal, Mike	2001-06
Riske, David	2007
Fulchino, Jeff	2008
Lerew, Anthony	2009-10
Santana, Ervin	2013
Frasor, Jason	2014-15
Alexander, Scott	2015-17
Hill, Tim	2018

**55**

Appier, Kevin	1989-95, 2003-04
McDill, Allen	1998
Byrdak, Tim	1998
Suzuki, Mac	1999-2000
Cogan, Tony	2001
Field, Nate	2003
Nelson, Joe	2006
Meche, Gil	2007-10
Collins, Tim	2011-14
Kams, Nate	2017

**56**

McRae, Brian	1990-94
Whisenant, Matt	1997-99
McDill, Allen	1997
D'Amico, Jeff	2000
Sedlacek, Shawn	2002
Field, Nate	2002
Walrond, Les	2003
Cerda, Jaime	2004-05
Wellmeyer, Todd	2006-07
Ramirez, Ramon	2008
Colon, Roman	2009-10
Holland, Greg	2010-15
Keller, Brad	2018

**57**

Ryal, Mark	1982
Campbell, Jim	1990
Magnante, Mike	1991-96
Walker, Jamie	1997-98
Bevil, Brian	1997
Ray, Ken	1999
Murray, Dan	1999-2000
Mullen, Scott	2000-03
Field, Nate	2003-05
Peralta, Joel	2006-08
Yabuta, Yasuhiko	2009
Thompson, Brad	2010
Chavez, Jesse	2010-11
Sanchez, Jonathan	2012
Sparkman, Glenn	2018

**58**

Leeper, Dave	1984
Wagner, Hector	1990
Johnston, Joel	1991
Pichardo, Hipolito	1992
Myers, Rod	1996
Carrasco, Hector	1997
Byrdak, Tim	1999-2000
Bailey, Cory	2001-02

DeHart, Rick	2003
Camp, Shawn	2004-05
Bernero, Adam	2006
Musser, Neal	2007-08
Barlow, Scott	2018

**59**

Maldonado, Carlos	1990-91
Meadows, Brian	2000
Carrasco, D.J.	2003
Villacis, Eduardo	2004
Vasquez, Jorge	2004
Humber, Phil	2010
Paulino, Felipe	2011-12
Farrell, Luke	2017
Machado, Andres	2017

**60**

Dozier, Hunter	2016
----------------	------

**61**

Hegman, Bob	1985
Teaford, Everett	2011-12
McCarthy, Kevin	2016-18

**62**

Verdugo, Ryan	2012
Brooks, Aaron	2014
Pounders, Brooks	2016
Albuquerque, Al	2017
Gaviglio, Sam	2017
Stout, Eric	2018

**63**

Stewart, Andy	1997
Newman, Josh	2008
Pino, Yohan	2015
Mills, Alec	2016
Maness, Seth	2017

**64**

Bonifacio, Emilio	2013
Strahm, Matt	2016-17
Garcia, Onelki	2017
Morin, Mike	2017
Smith, Burch	2018

**65**

Rupe, Josh	2010
Junis, Jakob	2017-18

**66**

Thomson, John	2007
Colon, Roman	2012
O'Hearn, Ryan	2018

**67**

Parrish, John	2007
Bueno, Francisley	2012-13
Wang, Chien-Ming	2016

**68**

Rodriguez, Wilking	2014
Newberry, Jake	2018

**69**

Skoglund, Eric	2017
----------------	------

**72**

Romero, Enny	2018
Vilorio, Meibrys	2018

**91**

Nomo, Hideo	2008
-------------	------

**MANAGERS/COACHES**

<b>2</b>	White, Jo Jo ..... 1969
	Lemon, Bob (MGR) ..... 1970-72
	Boone, Bob (MGR) ..... 1995, 1997
	Yost, Ned (MGR) ..... 2010
<b>3</b>	Harder, Mel ..... 1969
	Schultz, Joe ..... 1970
	Cisco, Galen ..... 1971-74, 1976-79
	Yost, Ned (MGR) ..... 2011-18
<b>4</b>	Dunlop, Harry ..... 1969-75
	Hiller, Chuck ..... 1976-79
	Mauch, Gene ..... 1995
<b>5</b>	(retired in 1994)
	Friend, Owen ..... 1969
	Carnevale, Dan ..... 1970
	Strickland, George ..... 1970-72
	Brett, George ..... 2013
<b>6</b>	Gordon, Joe (MGR) ..... 1969
	Pena, Tony (MGR) ..... 2002-05
	Owen, Dave ..... 2008-09
<b>7</b>	Mayberry, John ..... 1989-90
	Owen, Dave ..... 2010
	Sisson, Doug ..... 2012
<b>8</b>	Boone, Bob (MGR) ..... 1996
	Barnett, Mike ..... 2006-08
<b>9</b>	Cisco, Galen ..... 1975
	Quirk, Jamie ..... 1994-2001
<b>10</b>	(retired in 1987)
	Howser, Dick (MGR) ..... 1982-87
<b>11</b>	Strickland, George ..... 1972
	McRae, Hal (MGR) ..... 1987, 1991-94
	Sisson, Doug ..... 2011
<b>12</b>	Wathan, John (MGR) ..... 1986-91
	Gibbons, John ..... 2009
<b>13</b>	Mizerock, John ..... 2002-04
<b>14</b>	Boros, Steve ..... 1975-79, 1994
	May, Lee ..... 1984-86, 1993-94
	Rodriguez, Eddie ..... 2010-13
<b>15</b>	Kuntz, Rusty ..... 2010
	Cadahia, Chino ..... 2012-13
	Kuntz, Rusty ..... 2014
<b>16</b>	Sullivan, John ..... 1979
<b>17</b>	Silverio, Luis ..... 2003-08
<b>18</b>	Jones, Joe ..... 1987, 1992, 2005
	Cumberland, John ..... 2004
	Kendall, Fred ..... 2006-07
	Kuntz, Rusty ..... 2008-09, 2012-14, 2015-17
	Wilson, Vance ..... 2018
<b>19</b>	Luzinski, Greg ..... 1995-97
	Doran, Bill ..... 2005-07

<b>20</b>	(retired in 1995)
	White, Frank ..... 1997-2001
<b>21</b>	Lemon, Bob (MGR) ..... 1972
	Howser, Dick (MGR) ..... 1981
	Gamboa, Tom ..... 2001-03
	Sveum, Dale ..... 2014-17
	Eldred, Cal ..... 2018
<b>22</b>	Burgmeier, Tom ..... 1991
	Pentland, Jeff ..... 2003, 2005
	Hillman, Trey (MGR) ..... 2008-09
	Wakamatsu, Don ..... 2014-17
<b>23</b>	Johnson, Lamar ..... 1999-2002
	Jirschele, Mike ..... 2015-18
<b>24</b>	Lau, Charley ..... 1971-75, 1977-78
	Herzog, Whitey (MGR) ..... 1975-79
	Maier, Mitch ..... 2017-18
<b>25</b>	Dauer, Rich ..... 1998
	Poldberg, Brian ..... 2004-05
	Bell, Buddy (MGR) ..... 2005-07
<b>26</b>	Pentland, Jeff ..... 2004
	David, Andre ..... 2005-06
	Sveum, Dale ..... 2018
<b>27</b>	Lau, Charley ..... 1976
	Poldberg, Brian ..... 2007
<b>28</b>	Lum, Mike ..... 1988-89
	Wiley, Mark ..... 1999
	Grifol, Pedro ..... 2014-18
<b>30</b>	Strom, Brent ..... 2000-01
<b>31</b>	McKeon, Jack (MGR) ..... 1973-75
<b>33</b>	McClure, Bob ..... 2006-11
<b>34</b>	Malooof, Jack ..... 2013
<b>35</b>	Jones, Lynn ..... 1991-92
	Nipper, Al ..... 2001-02
<b>36</b>	Metro, Charlie (MGR) ..... 1970
	Cisco, Galen ..... 1976
	Connors, Billy ..... 1980-81
	Seitzer, Kevin ..... 2009-12
<b>37</b>	Dobson, Pat ..... 1991
	Hansen, Guy ..... 2005
<b>38</b>	Cox, Jeff ..... 1995
	Poquette, Tom ..... 1997-98
<b>39</b>	Page, Mitchell ..... 1995-97
	Burgmeier, Tom ..... 1998, 2000
	Mason, Mike ..... 2004
<b>40</b>	Colavito, Rocky ..... 1982-83
	Muser, Tony (MGR) ..... 1997-2002

<b>41</b>	Frey, Jim (MGR) ..... 1980-81
	Nossek, Joe ..... 1982-83
	Ferraro, Mike ..... 1984-86
	Gardner, Billy (MGR) ..... 1987
	Garrett, Adrian ..... 1988-92
<b>42</b>	(retired in 1997)
	Martinez, Jose ..... 1980-87
	Schaefer, Bob ..... 1988-1991, 2003-05
	Kison, Bruce ..... 1992-94, 1996-98
<b>43</b>	MacKenzie, Gordy ..... 1980-81
	Boyer, Cloyd ..... 1982-83
	Blaylock, Gary ..... 1984-87
	Funk, Frank ..... 1988-90
	Hansen, Guy ..... 1991-92, 1997
	Boros, Steve ..... 1993
	Burgmeier, Tom ..... 1999
<b>44</b>	Schaffer, Jim ..... 1980-88
	Ezell, Glenn ..... 1989-94
	Schaefer, Bob ..... 2002
	Buchanan, Brian ..... 2017
	Bradshaw, Terry ..... 2018
<b>45</b>	May, Lee ..... 1992
<b>46</b>	Renick, Rick ..... 1981
	Bedell, Howie ..... 1984
	Napoleon, Ed ..... 1987-88
	Hansen, Guy ..... 1993
<b>47</b>	Cumberland, John ..... 2002-03
<b>48</b>	David, Andre ..... 2013
	Grifol, Pedro ..... 2013
<b>49</b>	Poldberg, Brian ..... 2006
	Gibbons, John ..... 2011
<b>50</b>	Mizerock, John ..... 2008-09
	Gibbons, John ..... 2010
<b>54</b>	Kison, Bruce ..... 1995
	Foster, Steve ..... 2012
<b>55</b>	Hansen, Guy ..... 1996
<b>56</b>	Foli, Tim ..... 1996
	Dauer, Rich ..... 1997, 1999-2002
<b>57</b>	Henry, Doug ..... 2013-17
<b>58</b>	Foster, Steve ..... 2010-11
	Eiland, Dave ..... 2012-17
<b>59</b>	Rodriguez, Eddie ..... 2009
	Jirschele, Mike ..... 2014
<b>81</b>	Kuntz, Rusty ..... 2015
<b>88</b>	Hillman, Trey (MGR) ..... 2010

# OPENING DAY LINEUPS

## MOST OPENING DAY STARTS

### By Position

Appier, Kevin (7).....P	Patek, Fred (8).....SS
MacFarlane/Perez (5)....C	Gordon, Alex (7).....LF
Mayberry/Sweeney (6)....1B	Otis, Amos (11).....CF
White, Frank (15).....2B	Tartabull, Danny (5)....RF
Brett, George (12).....3B	McRae, Hal (10).....DH

### 1969

Piniella, Lou.....CF
Adair, Jerry.....2B
Kirkpatrick, Ed.....LF
Foy, Joe.....3B
Harrison, Chuck.....1B
Oliver, Bob.....RF
Rodriguez, Ellie.....C
Hernandez, Jack.....SS
Bunker, Wally.....P

### 1970

Kelly, Pat.....RF
Fiore, Mike.....1B
Otis, Amos.....CF
Oliver, Bob.....3B
Piniella, Lou.....LF
Alcaraz, Luis.....2B
Hernandez, Jack.....SS
Rodriguez, Ellie.....C
Bunker, Wally.....P

### 1971

Patek, Fred.....SS
Keough, Joe.....RF
Otis, Amos.....CF
Piniella, Lou.....LF
Oliver, Bob.....1B
Rojas, Cookie.....2B
Schaal, Paul.....3B
Martinez, Buck.....C
Drago, Dick.....P

### 1972

Hovley, Steve.....CF
Schaal, Paul.....3B
Rojas, Cookie.....2B
Piniella, Lou.....LF
Mayberry, John.....1B
Oliver, Bob.....RF
May, Jerry.....C
Floyd, Bob.....SS
Drago, Dick.....P

### 1973

Patek, Fred.....SS
Rojas, Cookie.....2B
Otis, Amos.....CF
Mayberry, John.....1B
McRae, Hal.....LF
Kirkpatrick, Ed.....DH
Piniella, Lou.....RF
Schaal, Paul.....3B
May, Jerry.....C
Busby, Steve.....P

### 1974

Patek, Fred.....SS
Wohlford, Jim.....LF
Pinson, Vada.....RF
Mayberry, John.....1B
Otis, Amos.....CF
Rojas, Cookie.....2B
McRae, Hal.....DH
Schaal, Paul.....3B
Healy, Fran.....C
Splitteroff, Paul.....P

### 1975

Patek, Fred.....SS
Otis, Amos.....CF
Mayberry, John.....1B
McRae, Hal.....RF
Killebrew, Harmon.....DH
Brett, George.....3B
Pinson, Vada.....LF
Rojas, Cookie.....2B
Healy, Fran.....C
Busby, Steve.....P

### 1976

Nelson, Dave.....DH
Otis, Amos.....CF
Brett, George.....3B
Mayberry, John.....1B
McRae, Hal.....LF
Cowens, Al.....RF
Healy, Fran.....C
Patek, Fred.....SS
White, Frank.....2B
Splitteroff, Paul.....P

### 1977

Brett, George.....3B
McRae, Hal.....DH
Otis, Amos.....CF
Mayberry, John.....1B
Cowens, Al.....RF
Zdeb, Joe.....LF
Martinez, Buck.....C
Patek, Fred.....SS
White, Frank.....2B
Splitteroff, Paul.....P

### 1978

Wilson, Willie.....LF
McRae, Hal.....DH
Brett, George.....3B
Cowens, Al.....RF
Hurdle, Clint.....1B
Otis, Amos.....CF
Porter, Darrell.....C
Patek, Fred.....SS
White, Frank.....2B
Leonard, Dennis.....P

### 1979

Brett, George.....3B
White, Frank.....2B
Otis, Amos.....CF
Cowens, Al.....RF
McRae, Hal.....DH
Porter, Darrell.....C
Wathan, John.....1B
Hurdle, Clint.....LF
Patek, Fred.....SS
Leonard, Dennis.....P

### 1980

Wilson, Willie.....CF
McRae, Hal.....DH
Brett, George.....3B
Aikens, Willie.....1B
LaCock, Pete.....LF
Quirk, Jamie.....C
Hurdle, Clint.....RF
White, Frank.....2B
Washington, U.L.....SS
Leonard, Dennis.....P

### 1981

Wilson, Willie.....CF
McRae, Hal.....DH
Brett, George.....3B
Aikens, Willie.....1B
Otis, Amos.....LF
Hurdle, Clint.....RF
Wathan, John.....C
Washington, U.L.....SS
White, Frank.....2B
Gura, Larry.....P

### 1982

Wilson, Willie.....LF
Wathan, John.....C
Brett, George.....3B
Aikens, Willie.....1B
Otis, Amos.....CF
McRae, Hal.....DH
Martin, Jerry.....RF
White, Frank.....2B
Washington, U.L.....SS
Leonard, Dennis.....P

### 1983

Wilson, Willie.....LF
Washington, U.L.....SS
Brett, George.....3B
Otis, Amos.....CF
McRae, Hal.....DH
Aikens, Willie.....1B
White, Frank.....2B
Martin, Jerry.....RF
Wathan, John.....C
Gura, Larry.....P

### 1984

Concepcion, Onix.....SS
Davis, Butch.....LF
White, Frank.....2B
McRae, Hal.....DH
Balboni, Steve.....1B
Motley, Darryl.....RF
Slaughter, Don.....C
Sheridan, Pat.....CF
Pryor, Greg.....3B
Black, Bud.....P

### 1985

Wilson, Willie.....CF
Sheridan, Pat.....RF
Brett, George.....3B
Orta, Jorge.....DH
Balboni, Steve.....1B
Motley, Darryl.....LF
White, Frank.....2B
Sundberg, Jim.....C
Concepcion, Onix.....SS
Black, Bud.....P

### 1986

Smith, Lonnie.....LF
Wilson, Willie.....CF
Brett, George.....3B
McRae, Hal.....DH
White, Frank.....2B
Balboni, Steve.....1B
Motley, Darryl.....RF
Sundberg, Jim.....C
Salazar, Angel.....SS
Black, Bud.....P

### 1987

Wilson, Willie.....CF
Seitzer, Kevin.....1B
Tartabull, Danny.....RF
Brett, George.....3B
White, Frank.....2B
Jackson, Bo.....LF
Balboni, Steve.....DH
Hearn, Ed.....C
Biancalana, Buddy.....SS
Jackson, Danny.....P

### 1988

Wilson, Willie.....CF
Seitzer, Kevin.....3B
Brett, George.....DH
Tartabull, Danny.....RF
White, Frank.....2B
Balboni, Steve.....1B
Jackson, Bo.....LF
MacFarlane, Mike.....C
Stillwell, Kurt.....SS
Saberhagen, Bret.....P

### 1989

Wilson, Willie.....CF
Seitzer, Kevin.....3B
Brett, George.....1B
Tartabull, Danny.....RF
Tabler, Pat.....DH
Jackson, Bo.....LF
Boone, Bob.....C
White, Frank.....2B
Stillwell, Kurt.....SS
Gubicza, Mark.....P

### 1990

Perry, Gerald.....DH
Seitzer, Kevin.....3B
Brett, George.....1B
Jackson, Bo.....LF
Tartabull, Danny.....RF
Eisenreich, Jim.....CF
Stillwell, Kurt.....SS
White, Frank.....2B
Boone, Bob.....C
Saberhagen, Bret.....P

### 1991

McRae, Brian.....CF
Seitzer, Kevin.....3B
Brett, George.....1B
Tartabull, Danny.....RF
Gibson, Kirk.....DH
MacFarlane, Mike.....C
Stillwell, Kurt.....SS
Thurman, Gary.....LF
Shumpert, Terry.....2B
Saberhagen, Bret.....P

### 1992

McRae, Brian.....CF
Jefferies, Gregg.....3B
Joyner, Wally.....1B
McReynolds, Kevin.....RF
Brett, George.....DH
MacFarlane, Mike.....C
Miller, Keith.....LF
Howard, David.....SS
Shumpert, Terry.....2B
Appier, Kevin.....P

### 1993

Miller, Keith.....3B
Joyner, Wally.....1B
Brett, George.....DH
Jose, Felix.....RF
Mayne, Brent.....C
McReynolds, Kevin.....LF
McRae, Brian.....CF
Lind, Jose.....2B
Gagne, Greg.....SS
Appier, Kevin.....P

### 1994

Coleman, Vince.....LF
McRae, Brian.....CF
Joyner, Wally.....1B
MacFarlane, Mike.....C
Gaetti, Gary.....3B
Hamelin, Bob.....DH
Henderson, Dave.....RF
Gagne, Greg.....SS
Lind, Jose.....2B
Appier, Kevin.....P

**1995**

Tucker, Michael	LF
Goodwin, Tom	CF
Joyner, Wally	1B
Hamelin, Bob	DH
Jose, Felix	RF
Gaetti, Gary	3B
Gagne, Greg	SS
Mayne, Brent	C
Lind, Jose	2B
Appier, Kevin	P

**1996**

Roberts, Bip	2B
Goodwin, Tom	LF
Damon, Johnny	CF
Tucker, Michael	RF
Lockhart, Keith	3B
Hamelin, Bob	1B
Vitiello, Joe	DH
Macfarlane, Mike	C
Offerman, Jose	SS
Appier, Kevin	P

**1997**

Offerman, Jose	2B
Goodwin, Tom	CF
Roberts, Bip	LF
King, Jeff	1B
Bell, Jay	SS
Vitiello, Joe	DH
Dye, Jermaine	RF
Paquette, Craig	3B
Spehr, Tim	C
Appier, Kevin	P

**1998**

Damon, Johnny	CF
Offerman, Jose	2B
Morris, Hal	LF
King, Jeff	1B
Pendleton, Terry	DH
Palmer, Dean	3B
Sutton, Larry	RF
Sweeney, Mike	C
Martinez, Felix	SS
Belcher, Tim	P

**1999**

Beltran, Carlos	CF
Randa, Joe	3B
Damon, Johnny	LF
King, Jeff	1B
Sutton, Larry	DH
Dye, Jermaine	RF
Kreuter, Chad	C
Sanchez, Rey	SS
Febles, Carlos	2B
Appier, Kevin	P

**2000**

Damon, Johnny	LF
Febles, Carlos	2B
Beltran, Carlos	CF
Dye, Jermaine	RF
Sweeney, Mike	1B
Randa, Joe	3B
Quinn, Mark	DH
Johnson, Brian	C
Sanchez, Rey	SS
Suppan, Jeff	P

**2001**

Febles, Carlos	2B
Beltran, Carlos	CF
Sweeney, Mike	1B
Dye, Jermaine	RF
Randa, Joe	3B
Quinn, Mark	LF
Brown, Emil	DH
Ortiz, Hector	C
Sanchez, Rey	SS
Suppan, Jeff	P

**2002**

Knoblauch, Chuck	LF
Perez, Neifi	SS
Beltran, Carlos	CF
Sweeney, Mike	1B
Tucker, Michael	RF
Randa, Joe	3B
Ibanez, Raul	DH
Mayne, Brent	C
Febles, Carlos	2B
Suppan, Jeff	P

**2003**

Tucker, Michael	CF
Randa, Joe	3B
Sweeney, Mike	1B
Ibanez, Raul	LF
Berger, Brandon	RF
Harvey, Ken	DH
Berroa, Angel	SS
Mayne, Brent	C
Febles, Carlos	2B
Hernandez, Rulnelys	P

**2004**

Berroa, Angel	SS
Beltran, Carlos	CF
Sweeney, Mike	1B
Gonzalez, Juan	RF
Randa, Joe	3B
Harvey, Ken	DH
Santiago, Benito	C
Guiel, Aaron	LF
Relaford, Desi	2B
Anderson, Brian	P

**2005**

DeJesus, David	CF
Gotay, Ruben	2B
Sweeney, Mike	1B
Pickering, Calvin	DH
Stairs, Matt	RF
Berroa, Angel	SS
Long, Terrance	LF
Buck, John	C
Teahen, Mark	3B
Lima, Jose	P

**2006**

DeJesus, David	CF
Grudzielanek, Mark	2B
Sweeney, Mike	DH
Sanders, Reggie	RF
Brown, Emil	LF
Mientkiewicz, Doug	1B
Berroa, Angel	SS
Teahen, Mark	3B
Buck, John	C
Elarton, Scott	P

**2007**

DeJesus, David	CF
Grudzielanek, Mark	2B
Teahen, Mark	RF
Sweeney, Mike	DH
Gordon, Alex	3B
Shealy, Ryan	1B
Gload, Ross	LF
Buck, John	C
Pena, Tony Jr.	SS
Meche, Gil	P

**2008**

DeJesus, David	CF
Grudzielanek, Mark	2B
Gordon, Alex	3B
Guillen, Jose	RF
Butler, Billy	DH
Teahen, Mark	LF
Gload, Ross	1B
Buck, John	C
Pena, Tony Jr.	SS
Meche, Gil	P

**MOST OPENING DAY STARTS**

George Brett (3B, 1B, DH)	18
Frank White (2B)	15
Hal McRae (DH, LF, RF)	13
Amos Otis (CF, LF)	12
Alex Gordon (3B, LF, CF)	11
Willie Wilson (CF, LF)	10
Fred Patek (SS)	8
Mike Sweeney (1B, DH)	8
Kevin Appier (P)	7
Billy Butler (DH, 1B)	7
Moustakas, Mike (3B)	7

**2009**

Crisp, Coco	CF
DeJesus, David	LF
Teahen, Mark	2B
Guillen, Jose	RF
Jacobs, Mike	1B
Butler, Billy	DH
Gordon, Alex	3B
Olivo, Miguel	C
Aviles, Mike	SS
Meche, Gil	P

**2010**

DeJesus, David	RF
Posednick, Scott	LF
Butler, Billy	1B
Ankief, Rick	CF
Guillen, Jose	DH
Bloomquist, Willie	3B
Betancourt, Yuniesky	SS
Kendall, Jason	C
Getz, Chris	2B
Greinke, Zack	P

**2011**

Aviles, Mike	3B
Cabrera, Melky	CF
Gordon, Alex	LF
Butler, Billy	DH
Ka'aihue, Kila	1B
Francoeur, Jeff	RF
Escobar, Alcides	SS
Treanor, Matt	C
Getz, Chris	2B
Hochevar, Luke	P

**2012**

Gordon, Alex	LF
Cain, Lorenzo	CF
Hosmer, Eric	1B
Butler, Billy	DH
Francoeur, Jeff	RF
Betancourt, Yuniesky	2B
Moustakas, Mike	3B
Pena, Brayan	C
Escobar, Alcides	SS
Chen, Bruce	P

**2013**

Gordon, Alex	LF
Escobar, Alcides	SS
Butler, Billy	DH
Moustakas, Mike	3B
Perez, Salvador	C
Hosmer, Eric	1B
Cain, Lorenzo	CF
Francoeur, Jeff	RF
Getz, Chris	2B
Shields, James	P

**2014**

Aoki, Nori	RF
Infante, Omar	2B
Hosmer, Eric	1B
Butler, Billy	DH
Gordon, Alex	LF
Perez, Salvador	C
Moustakas, Mike	3B
Cain, Lorenzo	CF
Escobar, Alcides	SS
Shields, James	P

**2015**

Escobar, Alcides	SS
Moustakas, Mike	3B
Cain, Lorenzo	CF
Hosmer, Eric	1B
Morales, Kendrys	DH
Gordon, Alex	LF
Rios, Alex	RF
Perez, Salvador	C
Infante, Omar	2B
Ventura, Yordano	P

**2016**

Escobar, Alcides	SS
Moustakas, Mike	3B
Cain, Lorenzo	CF
Hosmer, Eric	1B
Morales, Kendrys	DH
Gordon, Alex	LF
Perez, Salvador	C
Infante, Omar	2B
Fuentes, Raymond	RF
Volquez, Edinson	P

**2017**

Gordon, Alex	LF
Moustakas, Mike	3B
Cain, Lorenzo	CF
Hosmer, Eric	1B
Perez, Salvador	C
Moss, Brandon	DH
Orlando, Paulo	RF
Escobar, Alcides	SS
Mondesi, Raul	2B
Duffy, Danny	P

**2018**

Jay, Jon	LF
Merrifield, Whit	2B
Moustakas, Mike	3B
Duda, Lucas	1B
Cuthbert, Cheslor	DH
Soler, Jorge	RF
Gordon, Alex	CF
Escobar, Alcides	SS
Butera, Drew	C
Duffy, Danny	P



## AWARD WINNERS

### AMERICAN LEAGUE MOST VALUABLE PLAYER

1980 George Brett (BBWAA, *The Sporting News*, AP)

### CY YOUNG AWARD

1985 Bret Saberhagen (23 of 28 first-place votes)  
1989 Bret Saberhagen (27 of 28 first-place votes)  
1994 David Cone (15 of 28 first-place votes)  
2009 Zack Greinke (25 of 28 first-place votes)

### ROOKIE OF THE YEAR

1969 Lou Piniella (BBWAA)  
1989 Tom Gordon (*Baseball Digest*, *USA TODAY*)  
1994 Bob Hamelin (BBWAA, *The Sporting News*, *Baseball Digest*)  
1999 Carlos Beltran (BBWAA, *The Sporting News*, *Baseball America*, *Baseball Digest*)  
2000 Mark Quinn (*The Sporting News*)  
2003 Angel Berroa (BBWAA, Players Choice Awards)

### MAJOR LEAGUE MANAGER OF THE YEAR

1976 Whitey Herzog (UPI)

### AL MANAGER OF THE YEAR

1976 Whitey Herzog (UPI)  
2003 Tony Pena (BBWAA, *Sports Illustrated*, *The Sporting News*, *USA Today Sports Weekly*)

### EXECUTIVE OF THE YEAR

1971 Cedric Tallis (*The Sporting News*)  
1976 Joe Burke (*The Sporting News*)  
1985 John Schuerholz (*The Sporting News*)  
2014 Dayton Moore (MLB.com)  
2015 Dayton Moore (MLB.com)

### ORGANIZATION OF THE YEAR

Royals (1994-*Baseball America*, *USA Today*, Topps)  
Royals (1995-Topps)  
Royals (2014-*Baseball America*, *MLB.com*)

### ALL-STAR GAME MVP

1989 Bo Jackson, OF  
2016 Eric Hosmer, 1B

### MAJOR LEAGUE PLAYER OF THE YEAR

1979 George Brett (*Baseball Digest*, *Baseball Bulletin*)  
1980 George Brett (*The Sporting News*, AP, Sport, *Baseball Magazine*, *Baseball Digest*)

### AMERICAN LEAGUE PLAYER OF THE YEAR

1976 George Brett (*Baseball Bulletin*)  
1980 George Brett (*The Sporting News*, AP)

### AMERICAN LEAGUE PITCHER OF THE YEAR

1989 Bret Saberhagen (*The Sporting News*)  
2009 Zack Greinke (*The Sporting News*, MLBPA)

### ALCS MOST VALUABLE PLAYER


1980 Frank White  
1985 George Brett  
2014 Lorenzo Cain  
2015 Alcides Escobar

### WORLD SERIES MOST VALUABLE PLAYER

1985 Bret Saberhagen  
2015 Salvador Perez

### THREE HOME-GROWN CY'S

In their 50-year history, the Royals have boasted three Cy Young Award winners (Bret Saberhagen, David Cone and Zack Greinke) with all three of them originally drafted by Kansas City. The Los Angeles Dodgers are the only other franchise to have done this since the first year of the draft in 1965.



David Cone was named the AL Cen Young Award winner in 1994 (Getty Images)



George Brett is the only Royal to win the AL Most Valuable Player Award, doing so in 1980.

**ALL-ROOKIE TEAM**

- 1969 Bill Butler, LHP (Topps); Lou Piniella, OF (Topps)  
 1974 George Brett, 3B (*Baseball Digest*)  
 1976 Tom Poquette, OF (Topps, *Baseball Digest*)  
 1978 Rich Gale, P (Topps, *Baseball Digest*); Clint Hurdle, OF (*Baseball Digest*)  
 1987 Kevin Seitzer, 3B (Topps, *Baseball Digest*)  
 1988 Jeff Montgomery, P (*Baseball Digest*)  
 1989 Tom Gordon, P (Topps, *Baseball Digest*)  
 1990 Kevin Appier, P (Topps, *Baseball Digest*)  
 1991 David Howard, SS (*Baseball Digest*)  
 1992 Rusty Meacham, P (*Baseball Digest*)  
 1994 Bob Hamelin, DH (*Baseball Digest*)/1B (Topps)  
 1996 Jose Rosado, P (*Baseball Digest*), Joe Randa, 3B (Topps)  
 1999 Carlos Beltran, OF (*Baseball Digest*, Topps)  
 2000 Mark Quinn, OF (Topps)  
 2003 Angel Berroa, SS (Topps)  
 2007 Brian Bannister, P (Topps)  
 2008 Mike Aviles, SS (Topps)

**SILVER SLUGGER AWARD**

- 1980 George Brett (3B)  
 Willie Wilson (OF)  
 1982 Willie Wilson (OF)  
 Hal McRae (DH)  
 1985 George Brett (3B)  
 1986 Frank White (2B)  
 1988 George Brett (1B)  
 1995 Gary Gaetti (3B)  
 1998 Dean Palmer (3B)  
 2012 Billy Butler (DH)  
 2015 Kendrys Morales (DH)  
 2016 Salvador Perez (C)  
 2017 Eric Hosmer (1B)  
 2018 Salvador Perez (C)

**AMERICAN LEAGUE FIREMAN OF THE YEAR**

- 1980 Dan Quisenberry (Roloids, *The Sporting News*)  
 1982 Dan Quisenberry (Roloids, *The Sporting News*)  
 1983 Dan Quisenberry (Roloids, *The Sporting News*)  
 1984 Dan Quisenberry (Roloids, *The Sporting News*)  
 1985 Dan Quisenberry (Roloids, *The Sporting News*)  
 1993 Jeff Montgomery (Roloids)

**MARIANO RIVERA AWARD***(Best Relief Pitcher in A.L.)*

- 2014 Greg Holland

**CLOSER OF THE YEAR**

- 2014 Greg Holland (MLB.com/GIBBY)

**SETUP MAN OF THE YEAR**

- 2014 Wade Davis (MLB.com/GIBBY)

**A.L. COMEBACK PLAYER OF THE YEAR**

- 1987 Bret Saberhagen, P (*The Sporting News*, UPI)  
 2017 Mike Moustakas (*The Sporting News*, MLB Players Choice)

**OUTSTANDING DESIGNATED HITTER OF THE YEAR***(renamed Edgar Martínez Outstanding DH Award in 2004)*

- 1976 Hal McRae  
 1980 Hal McRae  
 1982 Hal McRae  
 2012 Billy Butler  
 2015 Kendrys Morales

**ROLAND HEMOND AWARD***(Baseball America)*

- Art Stewart (2007)  
 Bill Fischer (2008)

**WILSON DEFENSIVE PLAYER OF THE YEAR**

- 2013 Lorenzo Cain, CF  
 2014 Lorenzo Cain, CF  
 Alex Gordon, LF  
 2017 Alex Gordon, LF  
 2018 Alex Gordon, LF

**ALL-MAJOR LEAGUE TEAM**

- 1973 John Mayberry, 1B (UPI)  
 1975 George Brett, 3B (UPI); John Mayberry, 1B (UPI)  
 1976 George Brett, 3B (AP)  
 1978 Frank White, 2B (*The Sporting News*)  
 1980 George Brett, 3B (*The Sporting News*)  
 1982 Hal McRae, DH (AP)  
 1989 Bret Saberhagen, P (AP)  
 1993 Kevin Appier, P (*Baseball America*)

**ALL-AMERICAN LEAGUE TEAM**

- 1971 Cookie Rojas, 2B (*The Sporting News*)  
 1972 Richie Scheinblum, OF (*The Sporting News*)  
 1973 John Mayberry, 1B; Amos Otis, OF (*The Sporting News*)  
 1975 John Mayberry, 1B (*The Sporting News*)  
 1976 George Brett, 3B (*The Sporting News*, UPI);  
 Dennis Leonard, P (UPI); Mark Littell, P (UPI)  
 1977 Hal McRae, DH (*The Sporting News*); George Brett, 3B (AP)  
 1979 George Brett, 3B (*The Sporting News*, AP, UPI);  
 Darrell Porter, C (*The Sporting News*)  
 1980 George Brett, 3B (*The Sporting News*, UPI, *BB Magazine*);  
 Hal McRae, DH (*The Sporting News*);  
 Willie Wilson, OF (UPI)  
 1982 Hal McRae, DH (*The Sporting News*, UPI);  
 Dan Quisenberry, P (UPI)  
 1983 Dan Quisenberry, P (UPI)  
 1988 George Brett, 1B (*The Sporting News*)  
 1989 Bret Saberhagen, P (*The Sporting News*, *USA Today*, UPI); Bo Jackson, OF (*USA Today*)  
 1994 David Cone, P (*The Sporting News*)

**A.L. ROOKIE PITCHER OF THE YEAR**

- 1973 Steve Busby (*The Sporting News*)  
 1978 Rich Gale (*The Sporting News*)  
 1989 Tom Gordon (*The Sporting News*)  
 1990 Kevin Appier (*The Sporting News*)

**MINOR LEAGUE PLAYER OF THE YEAR**

- 1988 Tom Gordon (*Baseball America*)  
 1995 Johnny Damon (Topps, NAPBL)  
 2003 Zack Greinke (*The Sporting News*)  
 2006 Alex Gordon (*Baseball America*, Topps, *The Sporting News*)  
 2012 Wil Myers (*Baseball America*, Topps, *USA Today*)



With his signature delivery, Dan Quisenberry was selected AL Fireman of the Year four times in his career.

## AWARD WINNERS (CONT.)

### JOE CRONIN AWARD

George Brett (1980, 1992), Dan Quisenberry (1983)

### FRED HUTCHINSON AWARD

George Brett (1980), Dennis Leonard (1986), Mike Sweeney (2007), Mark Teahen (2009), Billy Butler (2011), Alex Gordon (2014)

### MAN OF THE YEAR

(The Sporting News)

George Brett (1980)

### TONY CONIGLIARDI AWARD

Jim Eisenreich (1991)

### BULLET ROGAN AWARD

(Negro Leagues Baseball Museum)

Zack Greinke (2009)

### C.J. TAYLOR AWARD

(Negro Leagues Baseball Museum)

Tony Pena (2003)

### LARRY DOBY AWARD

(Negro Leagues Baseball Museum)

Angel Berroa (2003)

Eric Hosmer (2011)

### RUBE FOSTER AWARD

(Negro Leagues Baseball Museum)

Allard Baird (2003)

### MARVIN MILLER MAN OF THE YEAR AWARD

(MLB Players)

Mike Sweeney (2005)

## MONTHLY/WEEKLY AWARDS

### AL PLAYER OF THE MONTH (16)

July, 1975 ..... John Mayberry  
July, 1980 ..... George Brett (co-winner)  
September, 1981 ..... Willie Wilson  
(co-winner)  
May, 1982 ..... Hal McRae  
June, 1982 ..... George Brett  
April, 1983 ..... George Brett  
May, 1985 ..... George Brett  
July, 1985 ..... George Brett  
July, 1990 ..... George Brett  
June, 1997 ..... Jeff King  
July, 1999 ..... Joe Randa  
April, 2000 ..... Jermaine Dye  
July, 2000 ..... Johnny Damon  
July, 2001 ..... Mike Sweeney  
April, 2004 ..... Carlos Beltran  
September, 2009 ..... Billy Butler

### AL PITCHER OF THE MONTH (14)

July, 1980 ..... Larry Gura  
September, 1981 Larry Gura (co-winner)  
April, 1985 ..... Charlie Leibrandt  
July, 1985 ..... Bret Saberhagen  
September, 1985 ..... Charlie Leibrandt  
April, 1987 ..... Bret Saberhagen  
June, 1988 ..... Mark Gubicza  
June, 1989 ..... Mark Gubicza  
August, 1989 ..... Bret Saberhagen  
July, 1992 ..... Kevin Appier  
May, 1994 ..... David Cone  
June, 1995 ..... Kevin Appier  
July, 2003 ..... Jose Lima  
April, 2009 ..... Zack Greinke

### AL ROOKIE OF THE MONTH (6)

July, 2003 ..... Angel Berroa  
June, 2007 ..... Brian Bannister  
July, 2007 ..... Billy Butler  
August, 2007 ..... Brian Bannister  
July, 2011 ..... Eric Hosmer  
September, 2011 ..... Eric Hosmer

### AL PLAYER OF THE WEEK (77)

May 5, 1974 ..... Fran Healy  
June 18, 1974 ..... John Mayberry  
June 25, 1974 ..... Steve Busby  
Aug. 13, 1974 ..... Amos Otis  
Sept. 4, 1974 ..... Hal McRae  
July 6, 1975 ..... John Mayberry  
Aug. 31, 1975 ..... Dennis Leonard  
May 10, 1976 ..... George Brett  
June 7, 1976 ..... Hal McRae  
May 9, 1977 ..... Jim Colborn  
Sept. 19, 1977 ..... Al Cowens  
July 23, 1978 ..... Clint Hurdle  
Sept. 17, 1978 ..... Amos Otis  
May 28, 1979 ..... George Brett  
Aug. 12, 1979 ..... Hal McRae  
Aug. 26, 1979 ..... Willie Wilson  
June 8, 1980 ..... George Brett  
July 20, 1980 ..... George Brett  
Aug. 17, 1980 ..... George Brett  
May 2, 1982 ..... Hal McRae  
April 24, 1983 ..... George Brett  
Sept. 18, 1983 ..... Dan Quisenberry  
July 30, 1984 ..... Frank White  
Sept. 17, 1984 ..... Buddy Black  
July 1-7, 1985 ..... George Brett  
July 8-14, 1985 ..... Bret Saberhagen  
Aug. 11-17, 1986 ..... George Brett  
July 27-Aug. 2, 1987 ..... Kevin Seitzer  
May 16-22, 1988 ..... Kurt Stillwell  
July 18-24, 1988 ..... George Brett  
April 17-23, 1989 ..... Bo Jackson  
Sept 11-17, 1989 ..... Bret Saberhagen  
July 16-22, 1990 ..... George Brett  
June 9-16, 1991 ..... Danny Tartabull  
July 1-7, 1991 ..... Danny Tartabull  
Aug. 26-Sept. 1, 1991 ..... Bret Saberhagen  
May 10-17, 1992 ..... Mark Gubicza  
June 1-7, 1992 ..... Jeff Montgomery  
July 27-Aug. 2, 1992 ..... Gregg Jefferies  
Sept. 28-Oct. 4, 1992 ..... George Brett  
May 24-30, 1993 ..... Wally Joyner  
Sept. 13-19, 1993 ..... Kevin Appier  
Sept. 20-26, 1993 ..... George Brett  
April 11-17, 1994 ..... Bob Hamelin  
May 16-22, 1994 ..... David Cone  
July 11-17, 1994 ..... Wally Joyner  
May 29-June 4, 1995 ..... Gary Gaetti  
Sept. 22-28, 1997 ..... Jeff King  
April 12-19, 1998 ..... Hal Morris  
May 17-23, 1999 ..... Jermaine Dye

June 7-13, 1999 ..... Joe Randa  
June 28-July 4, 1999 ..... Mike Sweeney  
April 24-30, 2000 ..... Jermaine Dye  
June 25-July 1, 2001 ..... Mike Sweeney  
Aug. 20-26, 2001 Carlos Beltran (co-winner)  
May 20-26, 2002 ..... Mike Sweeney  
June 24-30, 2002 ..... Mike Sweeney  
July 15-21, 2002 ..... Carlos Beltran (co-winner)  
July 15-21, 2002 ..... Raul Ibanez (co-winner)  
April 12-18, 2004 ..... Carlos Beltran  
July 14-17, 2005 ..... David DeJesus (co-winner)  
July 24-30, 2006 ..... Mark Teahen  
April 7-13, 2008 ..... Brian Bannister (co-winner)  
May 12-18, 2008 ..... Jose Guillen  
July 28-Aug. 3, 2008 ..... Mike Aviles  
(co-winner)  
April 13-19, 2009 Zack Greinke (co-winner)  
Aug. 3-9, 2009 ..... Billy Butler  
Aug. 24-30, 2009 ..... Zack Greinke  
Sept. 7-13, 2009 ..... Billy Butler  
Sept. 6-12, 2010 ..... Brayan Pena  
July 25-31, 2011 ..... Billy Butler (co-winner)  
July 23-29, 2012 ..... Billy Butler  
Aug. 4-10, 2014 ..... Billy Butler  
July 20-26, 2015 Lorenzo Cain (co-winner)  
June 26-July 2, 2016 ..... Kendrys Morales  
Sept. 4-10, 2016 ..... Kendrys Morales  
Sept. 4-10, 2017 ..... Eric Hosmer



Since 2011, the Royals have collected a Major League-best 16 Rawlings Gold Glove Awards, including two last season. Kansas City has featured at least one Gold Glove winner in each of the last eight seasons for the second-longest active streak in the big leagues. Overall, 13 different Royals have won 34 awards, while Alex Gordon became the franchise's first Rawlings Platinum Glove Award winner in 2014.



Alex Gordon won his sixth Rawlings Gold Glove Award in 2018.

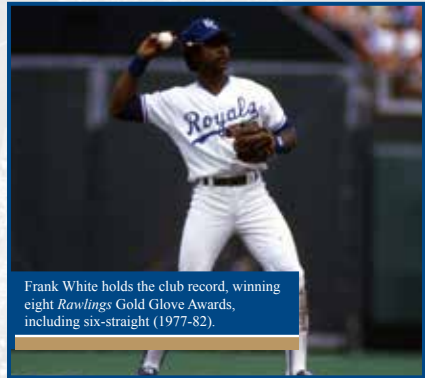
**YEAR-BY-YEAR**

1971	.....	Amos Otis, OF
1973	.....	Amos Otis, OF
1974	.....	Amos Otis, OF
1977	.....	Al Cowens, OF
		Frank White, 2B
1978	.....	Frank White, 2B
1979	.....	Frank White, 2B
1980	.....	Frank White, 2B
		Willie Wilson, OF
1981	.....	Frank White, 2B
1982	.....	Frank White, 2B
1985	.....	George Brett, 3B
1986	.....	Frank White, 2B
1987	.....	Frank White, 2B
1989	.....	Bob Boone, C
		Bret Saberhagen, P
2000	.....	Jermaine Dye, OF
2006	.....	Mark Grudzielanek, 2B
2011	.....	Alex Gordon, LF
2012	.....	Alex Gordon, LF
2013	.....	Alex Gordon, LF
		Eric Hosmer, 1B
		Salvador Perez, C
2014	.....	<b>Alex Gordon, LF</b>
		Eric Hosmer, 1B
		Salvador Perez, C
2015	.....	Alcides Escobar, SS
		Eric Hosmer, 1B
		Salvador Perez, C
2016	.....	Salvador Perez, C
2017	.....	Alex Gordon, LF
		Eric Hosmer, 1B
2018	.....	Alex Gordon, LF
		Salvador Perez, C

*Bold italics* = Platinum Glove Award winner

**BY POSITION**

Position	Player	Year
Pitcher	Bret Saberhagen	1989
Catcher	Bob Boone	1989
	Salvador Perez	2013
	Salvador Perez	2014
	Salvador Perez	2015
	Salvador Perez	2016
	Salvador Perez	2018
First Basemen	Eric Hosmer	2013
	Eric Hosmer	2014
	Eric Hosmer	2015
	Eric Hosmer	2017
Second Basemen	Frank White	1977
	Frank White	1978
	Frank White	1979
	Frank White	1980
	Frank White	1981
	Frank White	1982
	Frank White	1986
	Frank White	1987
	Mark Grudzielanek	2006
Third basemen	George Brett	1985
Shortstop	Alcides Escobar	2015
Outfielders	Amos Otis	1971
	Amos Otis	1973
	Amos Otis	1974
	Al Cowens	1977
	Willie Wilson	1980
	Jermaine Dye	2000
	Alex Gordon (LF)	2011
	Alex Gordon (LF)	2012
	Alex Gordon (LF)	2013
	Alex Gordon (LF)	2014
	Alex Gordon (LF)	2017
	Alex Gordon (LF)	2018



Frank White holds the club record, winning eight Rawlings Gold Glove Awards, including six-straight (1977-82).



# ROYALS TEAM AWARDS



Whit Merrifield was named the Les Milgram Player of the Year for 2018.



Brad Keller won the Bruce Rice Pitcher of the Year award for 2018.



Adalberto Mondesi earned the Joe Burke Special Achievement Award in 2018.

## TEAM AWARDS

### Les Milgram Player of the Year

1971	Amos Otis, Fred Patek
1972	John Mayberry
1973	Amos Otis
1974	Hal McRae
1975	George Brett
1976	George Brett
1977	Al Cowens
1978	Amos Otis
1979	George Brett
1980	George Brett
1981	Willie Wilson
1982	Hal McRae
1983	Frank White
1984	Willie Wilson
1985	George Brett
1986	Frank White
1987	Danny Tartabull
1988	George Brett
1989	Jim Eisenreich
1990	George Brett
1991	Danny Tartabull
1992	George Brett
1993	Greg Gagne
1994	Bob Hamelin
1995	Gary Gaetti
1996	Tom Goodwin
1997	Jay Bell
1998	Dean Palmer
1999	Jermaine Dye
2000	Mike Sweeney
2001	Carlos Beltran
2002	Mike Sweeney
2003	Carlos Beltran
2004	David DeJesus
2005	Mike Sweeney
2006	Mark Teahen
2007	Mark Grudzielanek
2008	Mike Aviles
2009	Billy Butler
2010	Billy Butler
2011	Alex Gordon
2012	Billy Butler
2013	Eric Hosmer
2014	Lorenzo Cain
2015	Lorenzo Cain
2016	Eric Hosmer
2017	Eric Hosmer
2018	Whit Merrifield

### Bruce Rice Pitcher of the Year

1971	Dick Drago
1972	Roger Nelson
1973	Paul Splittorff
1974	Steve Busby
1975	Dennis Leonard
1976	Mark Littell
1977	Dennis Leonard
1978	Larry Gura
1979	Dennis Leonard
1980	Dan Quisenberry
1981	Larry Gura
1982	Dan Quisenberry
1983	Dan Quisenberry
1984	Dan Quisenberry
1985	Bret Saberhagen
1986	Mark Gubicza
1987	Bret Saberhagen
1988	Mark Gubicza
1989	Bret Saberhagen
1990	Steve Farr
1991	Bret Saberhagen
1992	Kevin Appier
1993	Kevin Appier
1994	David Cone
1995	Kevin Appier
1996	Tim Belcher
1997	Tim Belcher
1998	Jeff Montgomery
1999	Jose Rosado
2000	Jeff Suppan
2001	Jeff Suppan
2002	Paul Byrd
2003	Darrell May
2004	Zack Greinke
2005	Mike MacDougal
2006	Mark Redman
2007	Gil Meche
2008	Joakim Soria
2009	Zack Greinke
2010	Joakim Soria
2011	Bruce Chen
2012	Greg Holland
2013	Greg Holland
2014	Wade Davis
2015	Wade Davis
2016	Danny Duffy
2017	Jason Vargas
2018	Brad Keller

### Joe Burke Special Achievement

1971	Bob Lemon
1971	Brooks Robinson
1971	Cookie Rojas
1972	George Toma
1973	Steve Busby
1974	Hank Bauer
1978	John Kaufman
1980	Willie Wilson
1981	Frank White
1981	Bill Gorman
1982	John Wathan
1982	Frank White
1982	Willie Wilson
1983	Lee MacPhail
1984	Greg Pryor
1985	Charlie Leibbrandt
1987	Kevin Seitzer
1988	Frank White
1989	Jeff Montgomery
1990	Kevin Appier
1991	Bill Pecota
1991	Steve Palermo
1992	Rusty Meacham
1993	Mike Macfarlane
1995	Keith Lockhart
1996	Jose Offerman
1997	Jeff Montgomery
1998	Scott Service
1999	Mike Sweeney
2000	Jermaine Dye
2002	Raul Ibanez
2003	Angel Berroa
2006	Mark Grudzielanek
2007	Brian Bannister
2008	Zack Greinke
2009	Alberto Callaspo
2010	Bruce Chen
2011	Eric Hosmer
2012	Alcides Escobar
2013	James Shields
2014	Yordano Ventura
2015	Alcides Escobar
2015	Mike Moustakas
2015	Ben Zobist
2016	Jarrold Dyson
2017	Mike Moustakas
2018	Adalberto Mondesi

Note: All team awards voted on by the Kansas City Chapter of the Baseball Writers Association

**ROYALS PLAYER OF THE MONTH AWARDS**

Year	April	May	June	July	August	September
1995	No Award	Gary Gaetti	Tom Goodwin	Wally Joyner	Gary Gaetti	Keith Lockhart
1996	Bip Roberts	Keith Lockhart	Mike MacFarlane	Tom Goodwin	Michael Tucker	Jose Offerman
1997	Bip Roberts	Jay Bell	Jeff King	Jay Bell	Chili Davis	Jeff King
1998	Dean Palmer	Johnny Damon	Jeff King	Jose Offerman	Jose Offerman	Johnny Damon
1999	Jermaine Dye	Johnny Damon	Joe Randa	Joe Randa	Mike Sweeney	Mark Quinn
2000	Jermaine Dye	Mike Sweeney	Mike Sweeney	Johnny Damon	Johnny Damon	Johnny Damon
2001	Mark Quinn	Rey Sanchez	Mike Sweeney	Raul Ibanez	Carlos Beltran	Carlos Beltran
2002	Mike Sweeney	Mike Sweeney	Mike Sweeney	Raul Ibanez	Raul Ibanez	Mike Sweeney
2003	Joe Randa	Mike Sweeney	Angel Berroa	Angel Berroa	Joe Randa	Carlos Beltran
2004	Carlos Beltran	Ken Harvey	Angel Berroa	Mike Sweeney	David DeJesus	Joe Randa
2005	Mike Sweeney	Mike Sweeney	Emil Brown	Mike Sweeney	Matt Stairs	Mark Teahen
2006	Shane Costa	Mark Grudzielanek	David DeJesus	Mark Teahen	Mark Teahen	Esteban German
2007	David DeJesus	Mark Teahen	Alex Gordon	Billy Butler	Joey Gathright	Alex Gordon
2008	Alex Gordon	Jose Guillen	Jose Guillen	Mike Aviles	Mike Aviles	Ryan Shealy
2009	Mark Teahen	Billy Butler	Miguel Olivo	Billy Butler	David DeJesus	Billy Butler
2010	Jose Guillen	Billy Butler	David DeJesus	Wilson Betemit	Yunesky Betancourt	Mike Aviles
2011	Alex Gordon	Eric Hosmer	Alex Gordon	Melky Cabrera	Alex Gordon	Eric Hosmer
2012	Billy Butler	Jeff Francoeur	Alex Gordon	Billy Butler	Alex Gordon	Billy Butler
2013	Alex Gordon	Alex Gordon	Eric Hosmer	Eric Hosmer	Eric Hosmer	Salvador Perez
2014	Omar Infante	Alex Gordon	Alcides Escobar	Eric Hosmer	Alex Gordon	Nori Aoki
2015	Mike Moustakas	Eric Hosmer	Mike Moustakas	Lorenzo Cain	Ben Zobrist	Kendrys Morales
2016	Eric Hosmer	Paulo Orlando	Kendrys Morales	Cheslor Cuthbert	Alex Gordon	Kendrys Morales
2017	Mike Moustakas	Eric Hosmer	Lorenzo Cain	Eric Hosmer	Eric Hosmer	Alcides Escobar
2018	Mike Moustakas	Jon Jay	Whit Merrifield	Salvador Perez	Whit Merrifield	Adalberto Mondesi

**ROYALS PITCHER OF THE MONTH AWARDS**

Year	April	May	June	July	August	September
1995	No Award	Kevin Appier	Kevin Appier	Mike Magnante	Jason Jacome	Tom Gordon
1996	Tim Lincecum	Chris Haney	Kevin Appier	Jose Rosado	Jose Rosado	Kevin Appier
1997	Kevin Appier	Kevin Appier	Jose Rosado	Jeff Montgomery	Jeff Montgomery	Jeff Montgomery
1998	Scott Service	Pat Rapp	Scott Service	Jeff Montgomery	Tim Belcher	Tim Belcher
1999	Jose Rosado	Kevin Appier	Jeff Suppan	Scott Service	Jeff Suppan	Jay Witasick
2000	Jose Santiago	Jerry Spradlin	Ricky Bottalico	Mac Suzuki	Dan Reichert	Blake Stein
2001	Dan Reichert	Chad Durbin	Chad Durbin	Kris Wilson	Paul Byrd	Cory Bailey
2002	Paul Byrd	Paul Byrd	Roberto Hernandez	Paul Byrd	Jason Grimsley	Darrell May
2003	Runelvys Hernandez	Darrell May	Mike MacDougal	Jose Lima	Darrell May	Brian Anderson
2004	Jimmy Goble	Dennys Reyes	Jaime Cerda	Darrell May	Zack Greinke	Zack Greinke
2005	Andrew Sisco	Mike Wood	Runelvys Hernandez	Mike MacDougal	Andrew Sisco	Mike MacDougal
2006	Ambiorix Burgos	Jimmy Gobble	Mark Redman	Luke Hudson	Luke Hudson	Joe Nelson
2007	Gil Meche	David Riske	Brian Bannister	Brian Bannister	Brian Bannister	Joakim Soria
2008	Zack Greinke	Joakim Soria	Joakim Soria	Ron Mahay	Gil Meche	Zack Greinke
2009	Zack Greinke	Zack Greinke	Luke Hochevar	Joakim Soria	Zack Greinke	Zack Greinke
2010	Joakim Soria	Luke Hochevar	Robinson Tejada	Joakim Soria	Joakim Soria	Bruce Chen
2011	Aaron Crow	Jeff Francis	Joakim Soria	Louis Coleman	Bruce Chen	Luke Hochevar
2012	Aaron Crow	Felipe Paulino	Luke Hochevar	Greg Holland	Jeremy Guthrie	Jeremy Guthrie
2013	Ervin Santana	Greg Holland	Greg Holland	Greg Holland	James Shields	James Shields
2014	James Shields	Wade Davis	Danny Duffy	Wade Davis	Wade Davis	Jeremy Guthrie
2015	Wade Davis	Chris Young	Edinson Volquez	Wade Davis	Yordano Ventura	Yordano Ventura
2016	Wade Davis	Ian Kennedy	Danny Duffy	Danny Duffy	Ian Kennedy	Peter Moylan
2017	Jason Vargas	Mike Minor	Jason Vargas	Danny Duffy	Jakob Junis	Mike Minor
2018	Jakob Junis	Kelvin Herrera	Brad Keller	Danny Duffy	Brad Keller	Brad Keller

**MULTI-MONTH WINNERS**

**Alex Gordon** (13), Mike Sweeney (13), Eric Hosmer (11), Billy Butler (8), Zack Greinke (8), Joakim Soria (8), Kevin Appier (7), Johnny Damon (6), Wade Davis (6), David DeJesus (5), **Danny Duffy** (5), Joe Randa (5), Mark Teahen (5), Carlos Beltran (4), Paul Byrd (4), Luke Hochevar (4), Greg Holland (4), Darrell May (4), Jeff Montgomery (4), Mike Moustakas (4), Jose Rosado (4), Mike Aviles (3), Brian Bannister (3), Tim Belcher (3), Angel Berroa (3), Jose Guillen (3), Jeremy Guthrie (3), Raul Ibanez (3), **Brad Keller** (3), Jeff King (3), Mike MacDougal (3), Kendrys Morales (3), Jose Offerman (3), Scott Service (3), James Shields (3), Jay Bell (2), Lorenzo Cain (2), Bruce Chen (2), Aaron Crow (2), Chad Durbin (2), Jermaine Dye (2), Alcides Escobar (2), Gary Gaetti (2), Jimmy Gobble (2), Luke Hudson (2), **Jakob Junis** (2), **Ian Kennedy** (2), Keith Lockhart (2), Gil Meche (2), **Whit Merrifield** (2), Mike Minor (2), **Salvador Perez** (2), Mark Quinn (2), Dan Reichert (2), Bip Roberts (2), Andrew Sisco (2), Jeff Suppan (2), Jason Vargas (2), Yordano Ventura (2). **Current Royals in bold.**

# ROYALS TEAM AWARDS (CONT.)

## Paul Splittorff Pitcher of the Year

(organization's top pitcher)

2008	Danny Cortes
2009	Mike Montgomery
2010	John Lamb
2011	Kelvin Herrera
2012	Jake Odorizzi
2013	Yordano Ventura
2014	Christian Binford
2015	Jonathan Dzielizic
2016	Jakob Junis
2017	Foster Griffin
2018	Richard Lovelady

## Mike Sweeney Award

(best represents organization on and off field)

2008	Everett Teaford
2009	Clint Robinson
2010	Buddy Baumann
2011	Tim Melville
2012	Alex McClure
2013	Alfredo Escalera
2014	Malcom Culver
2015	Parker Morin
2016	Logan Moon
2017	Eliel Hernandez
2018	MJ Melendez

## Willie Wilson Baserunner of the Year

(organization's top baserunner)

2008	Derrick Robinson
2009	Jarrod Dyson
2010	Derrick Robinson
2011	Anthony Seratelli
2012	Terrance Gore
2013	Not Awarded
2014	Terrance Gore
2015	Terrance Gore
2016	Nick Heath
2017	Rudy Martin
2018	Nick Heath

## Frank White Defensive Player of the Year

(organization's top defensive player)

2008	Jeff Bianchi
2009	Salvador Perez
2010	Eric Hosmer
2011	Lorenzo Cain
2012	Brett Eibner
2013	Bubba Starling
2014	Humberto Artega
2015	Bubba Starling
2016	Cam Gallagher
2017	Nicky Lopez
2018	Nick Pratto

## George Brett Hitter of the Year

(organization's top hitter)

2008	Kila Ka'aihue
2009	David Lough
2010	Mike Moustakas
2011	Johnny Giavotella
2012	Wil Myers
2013	Lane Adams
2014	Whit Merrifield
2015	Ryan O'Hearn
2016	Hunter Dozier
2017	Frank Schwindel
2018	Nicky Lopez

## Carlos Fortuna Award

Awarded to a player who was dedicated to improving his English, genuine work ethic and conduct

2013	Yunior Marte
2014	Angel Franco
2015	Eliel Hernandez
2016	Yender Caramo
2017	Angelo Castellano
2018	Sebastian Rivero

## Ewing Kauffman Mr. Baseball Award

Awarded to a person who has contributed greatly to further professional baseball in Kansas City.

(not awarded 2001-07; 2010-18)

1971	Ernie Mehl & Earl Smith
1972	Les Milgram
1973	Stuart Symington
1974	Bill Phillips
1975	Ewing Kauffman
1976	Muriel Kauffman
1977	Joe Burke
1978	The Royal Lancers
1979	Dr. Paul Meyer
1980	Kansas City Fans
1981	Denny Matthews
1982	Joe McGuff
1983	John McDermott
1985	John Schuerholz
1986	Dick Howser
1988	Avron Fogelman
1990	Ewing & Muriel Kauffman
1993	George Brett
1996	Frank White
1997	Buck O'Neil
1998	Art Stewart
1999	Harry Wiggins
2000	Herk Robinson
2008	Mike Sweeney
2009	Milgram family

## Alex George Royals Minor League Player of the Year

(1986-2007)

1986	Kevin Seitzer
1987	Gary Thurman
1988	Tom Gordon
1989	Harvey Pulliam
1990	Jeff Conine
1991	Doug Harris
1992	Danny Miceli
1993	Les Norman
1994	Sal Fasano (Player) Jim Pittsley/Mike Bovee (Pitcher)
1995	Johnny Damon (Player)
1996	Mike Sweeney (Player) Jose Rosado (Pitcher)
1997	Dermal Brown/ Jeremy Giambi Dan Reichert (Pitcher)
1998	Carlos Beltran (Player) Bart Evans (Pitcher)
1999	Mark Quinn (Player) Junior Guerrero (Pitcher)
2000	Chris George (Pitcher)
2001	Jimmy Gobble (Pitcher)
2002	Brandon Berger (Player) Ian Ferguson (Pitcher) David DeJesus (Player)
2003	Zack Greinke (Pitcher) Byron Gettis (Player) Danny Tamayo (Pitcher)
2004	Ruben Gotay (Player)
2005	Luis Cota (Pitcher) Justin Huber (Player)
2006	Carlos Rosa (Pitcher) Alex Gordon (Player)
2007	Rowdy Hardy (Pitcher) Mike Aviles (Player)



Carlos Beltrán was named Alex George Minor League Player of the Year in 1998.



Tom Gordon was selected as the Alex George Minor League Player of the Year in 1988.



**1976 ALCS VS. NEW YORK YANKEES**

The Royals and Yankees staged one of the most thrilling confrontations since the ALCS was initiated in 1969. Down two games to one, the Royals pressed the series to the decisive final game by capturing a 7-4 victory in Game 4. New York finally edged Kansas City on Chris Chambliss' climactic home run to lead off the bottom of the 9th inning of Game 5 in Yankee Stadium and put a sudden end to the hard-fought matchup.

**Game 1 • at Kansas City • Saturday, Oct. 9**

New York	2	0	0	0	0	0	2	-	4	12	0
Kansas City	0	0	0	0	0	1	0	-	1	5	2

HUNTER and Munson; GURA, Littell (9) and Martinez, Wathan (8). HR: none. T-2:09 A-41,077.

**Game 2 • at Kansas City • Sunday, Oct. 10**

New York	0	1	2	0	0	0	0	0	0	0	0
Kansas City	2	0	0	0	2	0	3	x	-	7	9

FIGUEROA, Tidrow (6) and Munson; Leonard, SPLITTORFF (3), Mingori (9) and Martinez. HR: none. T-2:45 A-41,091.

**Game 3 • at New York • Tuesday, Oct. 12**

Kansas City	3	0	0	0	0	0	0	-	3	6	0
New York	0	0	0	2	0	3	0	x	-	5	9

HASSLER, Pattin (6), Hall (6), Mingori (6), Littell (6) and Martinez, Stinson (8); ELLIS, Lyle (9) and Munson. HR: Chambliss. T-3:00 A-56,808.

**Game 4 • at New York • Wednesday, Oct. 13**

Kansas City	0	3	0	2	0	1	0	1	-	7	9
New York	0	2	0	0	0	0	1	0	-	4	11

Gura, BIRD (3), Mingori (7) and Martinez; HUNTER, Tidrow (4), Jackson (7) and Munson. HR: Nettles (2). T-2:50 A-56,355.

**Game 5 • at New York • Thursday, Oct. 14**

Kansas City	2	1	0	0	0	0	3	0	-	6	11
New York	2	0	2	0	0	2	0	1	-	7	11

Leonard, Splittorff (1), Pattin (4), Hassler (5), LITTELL (7) and Martinez; Figueroa, Jackson (8), TIDROW (9) and Munson. HR: Mayberry, Brett, Chambliss. T-3:13 A-56,821 (252,152).

**1977 ALCS VS. NEW YORK YANKEES**

In a rematch of the previous year's division winners, Kansas City and New York once again battled to the final inning of Game 5 before the American League champion was crowned. The Yankees, trailing two games to one, captured Game 4 in Royals Stadium to force another dramatic showdown in Game 5. Kansas City opened up a 3-1 advantage, but late-game heroics, including a three-run ninth inning, produced a 5-3 Yankee triumph.

**Game 1 • at New York • Wednesday, Oct. 5**

Kansas City	2	2	2	0	0	0	1	0	-	7	9
New York	0	0	2	0	0	0	0	0	-	2	9

SPLITTORFF, Bird (9) and Porter; GULLETT, Tidrow (3), Lyle (9) and Munson. HR: McRae, Mayberry, Cowens, Munson. T-2:40 A-54,930.

**Game 2 • at New York • Thursday, Oct. 6**


Kansas City	0	0	1	0	0	1	0	0	-	2	3
New York	0	0	0	2	3	0	1	x	-	6	10

HASSLER, Littell (6), Mingori (8) and Porter; GUIDRY and Munson. HR: Johnson. T-2:58 A-56,230.

**Game 3 • at Kansas City • Friday, Oct. 7**

New York	0	0	0	1	0	0	0	1	-	2	4
Kansas City	0	1	1	0	1	2	1	0	x	-	6

TORREZ, Lyle (6) and Munson; LEONARD and Porter. HR: none. T-2:40 A-41,285.



Kansas City hosted its first postseason game on Oct. 9, 1976 when the Royals met the New York Yankees.

**Game 4 • at Kansas City • Saturday, Oct. 8**

New York	1	2	1	0	0	0	0	1	-	6	13
Kansas City	0	0	2	0	0	0	0	0	-	4	8

Figueroa, Tidrow (4), LYLE (4) and Munson; GURA, Pattin (3), Mingori (9), Bird (9) and Porter. HR: none. T-3:08 A-41,135.

**Game 5 • at Kansas City • Sunday, Oct. 9**

New York	0	0	1	0	0	0	1	3	-	5	10
Kansas City	2	0	1	0	0	0	0	0	-	3	10

Guidry, Torrez (3), LYLE (8) and Munson; Splittorff, Bird (8), Mingori (8), LEONARD (9), Gura (9), Littell (9) and Porter. HR: none. T-3:04 A-41,133 (234,713).

**1978 ALCS VS. NEW YORK YANKEES**

Once again the Royals and Yankees met in a thrilling battle for the A.L. pennant with New York prevailing in 4 games. After splitting two games in Kansas City to open series action, the Yankees captured a pair of dramatic one-run verdicts at Yankee Stadium to secure their third-straight league crown. In one of the most memorable moments in ALCS history, George Brett blasted three consecutive home runs off Jim "Catfish" Hunter in Game 3 at New York.

**Game 1 • at Kansas City • Tuesday, Oct. 3**

New York	0	1	1	0	2	0	0	3	0	-	7
Kansas City	0	0	0	0	1	0	0	0	-	1	

BEATTIE, Clay (6) and Munson; LEONARD, Mingori (5), Hrabosky (8), Bird (9) and Porter. HR: Jackson. T-2:57 A-41,143.

**Game 2 • at Kansas City • Wednesday, Oct. 4**

New York	0	0	0	0	0	2	2	0	-	4	12
Kansas City	1	4	0	0	0	3	2	x	-	10	16

FIGUEROA, Tidrow (2), Lyle (7) and Munson; GURA, Pattin (7), Hrabosky (8) and Porter. HR: Patek. T-2:42 A-41,158.

**Game 3 • at New York • Friday, Oct. 6**

Kansas City	1	0	1	0	1	0	2	0	-	5	10
New York	0	1	0	2	0	1	0	2	x	-	6

Splittorff, BIRD (8), Hrabosky (8) and Porter; Hunter, GOSSAGE (7) and Munson. HR: Brett (3), Jackson, Munson. T-2:13 A-55,455.

**Game 4 • at New York • Saturday, Oct. 7**

Kansas City	1	0	0	0	0	0	0	0	-	1	7
New York	0	1	0	0	1	0	0	x	-	2	4

LEONARD and Porter; GUIDRY, Gossage (9) and Munson. HR: Nettles, R.White. T-2:20 A-56,356 (192,112).



## 1980 ALCS VS. NEW YORK YANKEES

For the fourth time in five seasons, Kansas City and New York squared off to determine the American League Champion. The Royals, after taking the initial two games of the series in Kansas City, stunned a Yankee Stadium crowd by edging New York, 4-2, in Game 3 to complete a convincing sweep of the 1980 rematch. Kansas City's first pennant was secured when George Brett blasted a three-run homer into the upper deck off Goose Gossage in the seventh inning of the final contest.

### Game 1 • at Kansas City • Wednesday, Oct. 8

New York	0	2	0	0	0	0	0	-	2	10	1
Kansas City	0	2	2	0	0	0	1	x	-	7	10

GUIDRY, Davis (4), Underwood (8) and Cerone; GURA and Porter.  
HR: Cerone, Piniella, Brett. T-3:00 A-42,598.

### Game 2 • at Kansas City • Thursday, Oct. 9

New York	0	0	0	2	0	0	0	0	-	2	8	0
Kansas City	0	0	3	0	0	0	0	x	-	3	6	0

MAY and Cerone; LEONARD, Quisenberry (9) and Porter. HR: Nettles. T-2:51 A-42,633.

### Game 3 • at New York • Friday, Oct. 10

Kansas City	0	0	0	1	0	3	0	0	-	4	12	1
New York	0	0	0	0	2	0	0	0	-	2	8	0

Splittoff, QUISENBERRY (6) and Porter; John, GOSSAGE (7), Underwood (8) and Cerone. HR: F. White, Brett. T-2:59 A-56,588 (141,819).

## 1981 ALDS VS. OAKLAND

Kansas City and Oakland met in the first Division Playoff Series as a result of the 1981 split season. The Athletics were in command of the entire Division Playoff Series, sweeping the Royals three games to none.

### Game 1 • at Kansas City • Tuesday, Oct. 6

Oakland	0	0	0	3	0	0	1	0	-	4	8	2
Kansas City	0	0	0	0	0	0	0	0	-	0	4	1

NORRIS and Heath; LEONARD, Martin (9) and Wathan. HR: Gross, Murphy. T-2:35; A-40,592.

### Game 2 • at Kansas City • Wednesday, Oct. 7

Oakland	1	0	0	0	0	0	1	0	-	2	10	1
Kansas City	0	0	0	1	0	0	0	0	-	1	6	0

MCCATY and Newman; JONES, Quisenberry (9) and Wathan. HR: none. T-2:50 A-40,274.

### Game 3 • at Oakland • Friday, Oct. 9

Kansas City	0	0	0	1	0	0	0	0	-	1	10	3
Oakland	1	0	1	2	0	0	0	x	-	4	7	0

GURA, Martin (4) and Wathan; LANGFORD, Underwood (8), Beard (8), and Heath. HR: McKay. T-2:59 A-40,002 (120,868).

## 1984 ALCS VS. DETROIT

Kansas City's Cinderella 1984 season culminated with its fifth LCS appearance in nine years, and its first against a team other than the Yankees. The Royals were defeated by the Detroit Tigers in three-straight. The Royals lack of offensive support overshadowed outstanding pitching performances by Bret Saberhagen and Charlie Leibrandt.

### Game 1 • at Kansas City • Tuesday, Oct. 2

Detroit	2	0	0	1	1	0	1	2	1	-	8	14	0
Kansas City	0	0	0	0	0	0	1	0	0	-	1	5	1

MORRIS, Hernandez (8) and Parrish; BLACK, Huisman (6), M. Jones (8) and Slaughter. HR: Herndon, Trammell, Parrish. T-2:42 A-41,973.

### Game 2 • at Kansas City • Wednesday, Oct. 3

Detroit	2	0	1	0	0	0	0	0	2	-	5	8	1
Kansas City	0	0	0	1	0	0	1	1	0	0	-	3	10

Petry, Hernandez (8), LOPEZ (9) and Parrish; Saberhagen, QUISENBERRY (9) and Slaughter. HR: Gibson. T-3:37 A-42,019.

### Game 3 • at Detroit • Friday, Oct. 5

Kansas City	0	0	0	0	0	0	0	0	-	0	3	3
Detroit	0	1	0	0	0	0	0	x	-	1	3	0

WILCOX, Hernandez (9) and Parrish; LEIBRANDT and Slaughter. HR: none. T-2:39 A-52,168.

## 1985 ALCS VS. TORONTO

In the first American League Championship Series featuring two expansion clubs and a best-of-7 format, Kansas City defeated Toronto four games to three. The Royals came back from a 3-1 deficit by posting wins in Game 5 in Kansas City and Games 6 and 7 at Exhibition Stadium in Toronto. Jim Sundberg's three-run triple highlighted a four-run sixth inning that sealed the victory in Game 7.

### Game 1 • at Toronto • Tuesday, Oct. 8

Kansas City	0	0	0	0	0	0	1	-	1	5	1	
Toronto	0	2	3	1	0	0	0	x	-	6	11	0

LEIBRANDT, Farr (3), Gubicza (5), Jackson (8) and Sundberg; STIEB, Henke (9) and Whitt. HR: none. T-2:24 A-39,115.

### Game 2 • at Toronto • Wednesday, Oct. 9

Kansas City	0	2	1	0	0	0	1	1	-	5	10	3
Toronto	0	0	0	1	2	0	1	0	-	2	6	10

Black, QUISENBERRY (8) and Sundberg; Key, Lamp (4), Lavelle (8), HENKE (8) and Whitt. HR: Wilson, Sheridan. T-3:39 A-34,029.

### Game 3 • at Kansas City • Friday, Oct. 11

Toronto	0	0	0	5	0	0	0	0	-	5	13	1
Kansas City	1	0	0	1	2	0	1	x	-	6	10	1

Alexander, Lamp (6), CLANCY (8) and Whitt; Saberhagen, Black (5), FARR (5) and Sundberg. HR: Barfield, Mulliniks, Brett (2), Sundberg. T-2:51 A-40,224.

### Game 4 • at Kansas City • Saturday, Oct. 12

Toronto	0	0	0	0	0	0	0	3	-	3	7	0
Kansas City	0	0	0	0	1	0	0	0	-	1	2	0

Stieb, HENKE (7) and Whitt, Hearron (9); LEIBRANDT, Quisenberry (9) and Sundberg. HR: none. T-3:02 A-41,112.

### Game 5 • at Kansas City • Sunday, Oct. 13

Toronto	0	0	0	0	0	0	0	0	-	0	8	0
Kansas City	1	1	0	0	0	0	0	x	-	2	8	0

KEY, Acker (6) and Whitt; JACKSON and Sundberg. HR: none. T-2:21 A-40,064.

### Game 6 • at Toronto • Tuesday, Oct. 15

Kansas City	1	0	1	0	1	2	0	0	0	-	5	8	1
Toronto	1	0	1	0	0	1	0	0	0	-	3	8	2

GUBICZA, Black (6), Quisenberry (9) and Sundberg; ALEXANDER, Lamp (6) and Whitt, Hearron (8). HR: Brett. T-3:12 A-37,557.

### Game 7 • at Toronto • Wednesday, Oct. 16

Kansas City	0	1	0	1	0	4	0	0	0	-	6	8	0
Toronto	0	0	0	1	0	0	0	1	-	2	8	1	

Saberhagen, LEIBRANDT (4), Quisenberry (9) and Sundberg; STIEB, Acker (6) and Whitt. HR: Sheridan. T-2:49 A-32,084 (264,185).

**2014 WILD CARD VS. OAKLAND**

Kansas City earned its first postseason victory in 29 years in thrilling fashion, rallying from four runs down to knock off the Oakland A's in 12 innings. Salvador Perez provided the dramatic finish with a walk-off RBI single down the left field line in the bottom of the 12th, sending the capacity Kauffman Stadium crowd into a frenzy.

**Wild Card Game • at Kansas City • Tuesday, Sept. 30**

Oakland	2 0 0	0 0 5	0 0 0	0 0 1	-	8 13 0
Kansas City	1 0 2	0 0 0	0 3 1	0 0 2	-	9 10 3

Lester, Gregerson (8), Doolittle (9), OTERO (11), Abad (12), Hammel (12) and Soto, Norris (3); Shields, Ventura (6), Herrera (6), Davis (8), Holland (9), Finnegan (10), FRASOR (12) and Perez. HR: Moss 2. T-4:45 A-40,502.

**2014 ALDS VS. LOS ANGELES ANGELS**

The Royals continued their thrilling ride of the 2014 postseason, by sweeping the three-game American League Division Series from the Los Angeles Angels, which finished the year with the league's best record. KC claimed consecutive extra-inning wins at Anaheim Stadium in Games 1 and 2, while it used an early offensive outburst to take Game 3 at Kauffman Stadium.

**Game 1 • at Anaheim • Thursday, Oct. 2**

Kansas City	0 0 1	0 1 0	0 0 0	0 1 -	3 4 0
Los Angeles	0 0 1	0 1 0	0 0 0	0 0 -	2 4 0

Vargas, Herrera (7), Finnegan (7), Davis (7), Collins (9), Frasor (9), DUFFY (10), Holland (11) and Perez; Weaver, Smith (8), Street (9), Jepsen (10), SALAS (11) and Iannetta. HR: Moustakas, Freese, Iannetta. T-4:05, A-45,321.

**Game 2 • at Anaheim • Friday, Oct. 3**

Kansas City	0 1 0	0 0 0	0 0 0	0 3 -	4 8 1
Los Angeles	0 0 0	0 0 1	0 0 0	0 0 -	1 6 1

Ventura, Davis (8), Frasor (9), FINNEGAN (10), Holland (11) and Perez; Shoemaker, Grilli (7), Smith (8), Street (9), Jepsen (10), PESTANO (11) and Iannetta. HR: Hosmer. T-3:48, A-45,361.

**Game 3 • at Kansas City • Sunday, Oct. 5**

Los Angeles	1 0 0	1 0 0	0 1 0	-	3 8 0
Kansas City	3 0 2	2 0 1	0 0 x	-	8 9 0

WILSON, Pestano (1), Santiago (2), Morin (3), Salas (4), Grilli (5), Jepsen (6), Rasmus (6) and Iannetta; SHIELDS, Herrera (7), Davis (8), Holland (9) and Perez. HR: Pujols, Trout, Hosmer, Moustakas. T-3:38 A-40,657 (131,339).



Christian Colon is mobbed by teammates after scoring the winning run in the 2014 Wild Card game vs. Oakland.



Lorenzo Cain was named MVP of the 2014 ALCS as the Royals swept Baltimore in four games.

**2014 ALCS VS. BALTIMORE**

Kansas City completed a clean sweep through the American League, dusting off the Baltimore Orioles in four games in the ALCS. The Royals advanced to their first World Series in 29 years, and became the first team in Major League history to win their first eight playoff games.

**Game 1 • at Baltimore • Friday, Oct. 10**

Kansas City	0 0 4	0 1 0	0 0 0	2 -	7 12 1
Baltimore	0 0 1	0 3 1	0 0 0	1 -	6 14 1

Shields, Finnegan (6), Herrera (7), DAVIS (8), Holland (10) and Perez; Tillman, Hunter (5), Gausman (6), Miller (7), Britton (9), O'DAY (9), Matusz (10) and Hundley. HR: Escobar, Gordon, Moustakas. T-4:37 A-47,124.

**Game 2 • at Baltimore • Saturday, Oct. 11**

Kansas City	2 0 1	1 0 0	0 0 2	-	6 13 1
Baltimore	0 1 2	0 1 0	0 0 0	-	4 9 1

Ventura, Finnegan (6), Herrera (7), DAVIS (8), Holland (9) and Perez; Norris, Brach (5), Miller (7), O'DAY (8), Britton (9) and Joseph. HR: Moustakas, Jones. T-4:17 A-46,912.

**Game 3 • at Kansas City • Tuesday, Oct. 14**

Baltimore	0 1 0	0 0 0	0 0 0	-	1 3 0
Kansas City	0 0 0	1 0 1	0 0 x	-	2 7 0

CHEN, Gausman (6) and Hundley; Guthrie, FRASOR (6), Herrera (7), Davis (8), Holland (9) and Perez. T-2:55 A-40,183.

**Game 4 • at Kansas City • Wednesday, Oct. 15**

Baltimore	0 0 1	0 0 0	0 0 0	-	1 4 1
Kansas City	2 0 0	0 0 0	0 0 x	-	2 5 0

GONZALEZ, O'Day (6), Miller (7), Britton (8) and Joseph; VARGAS, Herrera (6), Davis (8), Holland (9) and Perez. HR: Flaherty. T-2:56 A-40,468 (174,687).

## 2015 ALDS VS. HOUSTON

Kansas City's postseason run nearly ended in Houston as the Astros were six outs away from winning the ALDS in Game 4. However, the Royals rallied for five runs in the eighth inning to force a deciding Game 5. KC advanced to the League Championship Series behind 8.0 strong innings from Johnny Cueto as the righty retired the final 19 hitters he faced in Game #5. Designated hitter Kendrys Morales paced the offense, clubbing three home runs, which included a pair of solo shots in Game #1.

### Game 1 • at Kansas City • Tuesday, October 8

Houston	2	1	0	0	1	0	0	1	0	-	5	11	0
Kansas City	0	1	0	1	0	0	0	0	0	-	2	6	0

MCHUGH, Sipp (7), Harris (8), Perez (8), Gregerson (9) and Castro.  
 VENTURA, Young (3), Herrera (7), Madson (8), Hochevar (9) and Perez.  
 HR: Springer, Rasmus, Morales (2). T-3:14, A-40,146.

### Game 2 • at Kansas City • Wednesday, October 9

Houston	1	2	1	0	0	0	0	0	0	-	4	8	0
Kansas City	0	1	1	0	0	2	1	0	x	-	5	11	0

Kazmir, Perez (6), Fields (6), HARRIS (7), Sipp (7), Neshek (8) and Castro. CUETO, HERREA (7), Madson (8), Davis (9) and Perez.  
 HR: Rasmus, Perez T-3:27, A-40,008.

### Game 3 • at Houston • Friday, October 11

Kansas City	0	0	0	1	0	0	0	1	-	2	7	0
Houston	0	0	0	2	1	1	0	x	-	4	8	1

VOLQUEZ, Duffy (6), Hochevar (7) and Perez. KEUCHEL, Sipp (8), Gregerson (8) and Castro. T-3:20, A-42,674.

### Game 4 • at Houston • Saturday, October 12

Kansas City	0	2	0	0	0	0	5	2	-	9	8	0
Houston	0	1	1	0	1	0	3	0	-	6	9	1

Ventura, Herrera (6), MADSON, (7), Davis (8) and Perez. McCullers, Harris (7), SIPP (8), Gregerson (8), Fields (9) and Castro. HR: Perez, Hosmer, Gomez, Correa (2). T-4:05, A-42,387.

### Game 5 • at Kansas City • Monday, October 14

Houston	0	2	0	0	0	0	0	0	-	2	2	0	
Kansas City	0	0	0	1	3	0	0	3	x	-	7	8	0

MCHUGH, Fiers (5), Sipp (6), Neshek (7), Keuchel (8) and Castro. CUETO, Davis (9) and Perez. HR: Valbuena, Morales. T-2:42, A-40,566.



Johnny Cueto retired the final 19 hitters of the ALDS as Kansas City took down Houston in the deciding Game 5.



Alcides Escobar hit .478 with six runs scored to earn MVP honors of the 2015 ALCS.

## 2015 ALDS VS. HOUSTON

The Royals advanced to the fourth World Series in franchise history by knocking off the Toronto Blue Jays in six games. Kansas City won the first two games of the series at home and then returned to Kauffman Stadium to clinch the series with a dramatic 4-3 win in Game #6. Shortstop Alcides Escobar earned ALCS MVP honors, batting .478 in the six contests with two doubles, a triple and six runs scored. He set a Major League record by leading off each of the first four games with a hit.

### Game 1 • at Kansas City • Friday, October 16

Toronto	0	0	0	0	0	0	0	-	0	3	1	
Kansas City	0	0	2	1	0	0	2	0	-	5	8	1

ESTRADA, Loup (6), Lowe (7), Hawkins (8) and Navarro. VOLQUEZ, Herrera (7), Madson (8), Hochevar (9) and Perez. HR: Perez. T-3:15, Att: 39,753.

### Game 2 • at Kansas City • Saturday, October 17

Toronto	0	0	1	0	2	0	0	0	-	3	10	0
Kansas City	0	0	0	0	0	5	1	x	-	6	8	0

PRICE, Sanchez (7), Loup (8), Lowe (8) and Martin. Ventura, Hochevar (6), DUFFY (7), Herrera (8), Davis (9) and Perez. HR: None. T-3:19, A-40,357.

### Game 3 • at Toronto • Monday, October 19

Kansas City	1	0	1	0	2	0	0	4	-	8	15	0	
Toronto	0	3	6	0	1	0	0	1	x	-	11	11	0

CUETO, Medlen (3), Morales (8) and Perez. STROMAN, Sanchez (7), Lowe (8), Hendriks (9), Osuna (9) and Martin. HR: Morales, Tulowitzki, Donaldson, Goins. T-3:13, A-49,751.

### Game 4 • at Toronto • Tuesday, October 20

Kansas City	4	1	0	0	0	4	3	2	-	14	15	0
Toronto	0	0	2	0	0	0	0	0	-	2	7	0

Young, HOCHAVAR (5), Madson, (7), Herrera (8), Morales (9) and Perez, Butera (8). DICKEY, Hendriks (2), Hawkins (7), Tepera (7), Lowe (8), Pennington (9) and Martin. HR: Zobrist, Rios. T-3:39, A-49,501.

### Game 5 • at Toronto • Wednesday, October 21

Kansas City	0	0	0	0	0	1	0	-	1	4	0	
Toronto	0	1	0	0	4	1	1	x	-	7	8	0

VOLQUEZ, Herrera (6), Duffy (7) and Perez. ESTRADA, Sanchez (8), Osuna (9) and Navarro. HR: Perez (2), Colabello. T-2:56. A-49,325.

### Game 6 • at Kansas City • Friday, October 23

Toronto	0	0	0	1	0	0	2	0	-	3	7	0
Kansas City	1	1	0	0	0	0	1	x	-	4	9	0

Price, Sanchez (7), OSUNA (8) and Martin. Ventura, Herrera (6), Madson (8), DAVIS (9) and Perez. HR: Bautista 2(2), Zobrist (2). T-3:42. A-40,494.



**1980 WORLD SERIES VS. PHILADELPHIA (PHILLIES WIN, 4-2)**

The first World Series in Kansas City history saw the Royals fall in six games to the Philadelphia Phillies. After dropping the first two games in Pennsylvania, the Royals won the first two games in Kansas City to even the series at 2-2. However, the National League club rallied for a pair of runs in the final frame of Game 5 at Royals Stadium to regain the lead. The showdown returned to Veterans Stadium for Game 6 and the Phillies secured the title in front of the home fans with a 4-1 verdict. In an exciting series spiced by several outstanding individual performances, Willie Aikens blasted four homers while hitting .400 and Amos Otis hit at .478 clip with three homers in leading KC's offense.

**Game 1 • at Philadelphia • Tuesday, Oct. 14**

Philadelphia came back from a 4-0 deficit to win a 7-6 thriller...20-game winner Dennis Leonard was unable to survive the Phillies five-run third inning...Bob Walk, the first rookie to start a World Series game since 1952, was the winner...Tug McGraw snuffed out a late rally to earn the save...the Royals struck early as Amos Otis homered in his first World Series at bat in the second inning...KC made it 4-0 via a Willie Aikens two-run homer in the third...the Phillies came to life with five runs on four hits and a walk in the third inning...the big blow was a two-out, three-run homer by Bake McBride...Aikens homered again in the eighth.

Kansas City 0 2 2 0 0 0 0 2 0 - 6 9 1  
Philadelphia 0 0 5 1 1 0 0 0 x - 7 11 0  
LEONARD, Martin (4), Quisenberry (8) and Porter; WALK, McGraw (8) and Boone. HR: Aikens (2), Otis, McBride. T-3:01 A-65,791.

**Game 2 • at Philadelphia • Wednesday, Oct. 15**

The Phillies used late-inning heroics to win another come-from-behind battle...KC led 4-2 entering the eighth but Philly scored four times off ace reliever Dan Quisenberry...George Brett left the game in the sixth inning after going 2-for-2 with a walk...it was later revealed he was suffering from hemorrhoids...neither club could score off starters Larry Gura and Steve Carlton until the fifth when Philadelphia scored twice on three hits and a walk...KC scored an unearned run in the sixth and three times in the seventh, keyed by an Amos Otis' bases-loaded double.

Kansas City 0 0 0 0 0 1 3 0 0 - 4 11 0  
Philadelphia 0 0 0 0 2 0 0 4 x - 6 8 1  
Gura, QUISENBERRY (7) and Wathan; CARLTON, Reed (9) and Boone. HR: none. T-3:01 A-65,775.

**Game 3 • at Kansas City • Friday, Oct. 17**

The Royals won their first World Series game by outlasting Philadelphia, 4-3, in 10 innings...George Brett put KC on the scoreboard first with a first-inning solo home run off Dick Ruthven...Willie Aikens continued his hot hitting with a triple and game-winning single in the 10th...Mike Schmidt homered for the Phillies and Pete Rose stroked a game-tying single in the eighth...each club's bullpen ace squared off, with Dan Quisenberry earning the victory and Tug McGraw taking the loss...the winning run scored after a walk to Willie Wilson, who stole second base and scored with two out on Aikens' opposite-field single (McGraw walked Brett intentionally to get to Aikens).

Philadelphia 0 1 0 0 1 0 0 1 0 0 - 3 14 0  
Kansas City 1 0 0 1 0 0 1 0 0 1 - 4 11 0  
Ruthven, MCGRAW (10) and Boone; Gale, Martin (5), QUISENBERRY (8) and Porter. HR: Brett, Otis, Schmidt. T-3:19 A-42,380.

**Game 4 • at Kansas City • Saturday, Oct. 18**

The Royals evened the series at two by slugging their way to a 5-3 triumph...Willie Aikens homered in the first and second frames...a four-run first inning sent Phil's starter Larry Christenson packing...the Royals logged four consecutive extra-base hits in that inning...the big lead held up although Dennis Leonard needed late help from Dan Quisenberry as Philadelphia scored single runs in the seventh and eighth innings.

Philadelphia 0 1 0 0 0 0 1 1 0 - 3 10 1  
Kansas City 4 1 0 0 0 0 0 0 x - 5 10 2  
CHRISTENSON, Noles (1), Saucier (6), Bruslarz (6) and Boone; LEONARD, Quisenberry (8) and Porter. HR: Aikens (2). T-2:37 A-42,363.

**Game 5 • at Kansas City • Sunday, Oct. 19**

The Royals' hope for a Royals Stadium sweep faded as Philadelphia won its third come-from-behind victory...the Phillies' two-run ninth inning off Dan Quisenberry sealed KC's fate...Mike Schmidt's two-run home run in the fourth inning broke the scoreless tie...the Royals sent Marty Bystrom to the showers with a run in the fifth and two more in the sixth...Amos Otis continued his sizzling offensive performance with a game-tying home run (his third of the Series) leading off the sixth...KC took the lead on a U.L. Washington sacrifice fly scoring Clint Hurdle in the sixth...Phillies' relievers Ron Reed and Tug McGraw silenced the KC bats the rest of the way...the Royals loaded the bases via three walks in the ninth, but McGraw fanned Jose Cardenal to end the game.

Philadelphia 0 0 0 2 0 0 0 0 2 - 4 7 0  
Kansas City 0 0 0 0 1 2 0 0 0 - 3 12 2  
Bystrom, Reed (6), MCGRAW (7) and Boone; Gura, QUISENBERRY (7) and Porter. HR: Otis, Schmidt. T-2:51 A-42,369.

**Game 6 • at Philadelphia • Tuesday, Oct. 21**

Behind the near-rabid support of 65,838 fans at Veterans Stadium, Philadelphia methodically eliminated the Royals, 4-1, behind the crafty work of Steve Carlton and Tug McGraw...Carlton allowed only four hits while striking out seven in his 7.0 innings of work and McGraw pitched the final two frames allowing three hits...Mike Schmidt gave the Phils all they really needed with a two-run single in the third inning...the Royals never ran out of spirit, sending Carlton to the clubhouse by scoring a run in the eighth...KC also threatened in the ninth, loading the bases with only one out, but McGraw fought his way out of the jam to bring the Phillies their first World Series title.

Kansas City 0 0 0 0 0 0 0 1 0 - 1 7 2  
Philadelphia 0 0 2 0 1 1 0 0 x - 4 9 0  
GALE, Martin (3), Splittorff (5), Pattin (7), Quisenberry (8) and Wathan; CARLTON, McGraw (8) and Boone. HR: none. T-3:00 A-65,838 (324,516).

**1980 POSTSEASON ROSTER**

**Manager:** Jim Frey (41); **Coaches:** Bill Connors (36), Gordy MacKenzie (43), Jose Martinez (42), Jim Schaffier (44).  
**Trainer:** Mickey Cobb

No.	Name	Pos.	No.	Name	Pos.	No.	Name	Pos.
24	Aikens, Willie	1B	8	LaCock, Pete	1B	28	Quisenberry, Dan	RHP
5	Brett, George	3B	22	Leonard, Dennis	RHP	34	Splittorff, Paul	LHP
25	Brett, Ken	LHP	27	Martin, Renie	RHP	21	Twitty, Jeff	LHP
19	Cardenal, Jose	OF/IF	11	McRae, Hal	DH/OF	30	Washington, U.L.	SS
7	Chalk, Dave	IF	18	Mulliniks, Rance	IF	12	Wathan, John	C/1B/OF
53	Concepcion, Onix	IF	26	Otis, Amos	OF	20	White, Frank	2B
38	Gale, Rich	RHP	33	Pattin, Marty	RHP	6	Wilson, Willie	OF
32	Gura, Larry	LHP	15	Porter, Darrell	C			
10	Hurdle, Clint	OF	9	Quirk, Jamie	C			



## 1985 WORLD SERIES VS. ST. LOUIS (ROYALS WIN, 4-3)

Kansas City rallied from two-games-to-none and three-games-to-one deficits to capture their first World Championship by defeating the St. Louis Cardinals in the "1-70 Series." The Royals became the first club in the 82-year history of the Fall Classic to lose their first two games at home and come back to win the title. The Royals became the first AL expansion club to win a World Championship and the second expansion team overall, joining the New York Mets (1969). KC's talented and youthful pitching staff held the Major League's best hitting club to 13 total runs and a batting average of .185—the lowest ever in a 7-game World Series. Bret Saberhagen earned Most Valuable Player honors with two wins and a 0.50 ERA.

### Game 1 • at Kansas City • Saturday, Oct. 19

John Tudor and Todd Worrell combined on an eight-hitter...the Cardinals scored on a leadoff walk and a one-out ground out in the third inning, a Cesar Cedeno drive-run-scoring double in the fourth and then a misplayed line drive by Lonnie Smith in the ninth.

St. Louis	0	0	1	1	0	0	0	1	-	3	7	1
Kansas City	0	1	0	0	0	0	0	0	-	1	8	0

TUDOR, Worrell (7) and Porter; JACKSON, Quisenberry (8), Black (9) and Sundberg; HR: none. T-2:48 A-41,650.

### Game 2 • at Kansas City • Sunday, Oct. 20

Charlie Leibrandt limited the Cardinals to two hits through eight innings, but St. Louis struck for four runs in the ninth to take a 2-0 lead in the Series...the Cardinals became the first team since the Yankees in the 1939 Series to come back from a 2-0 deficit in the ninth inning...the Cards strung together a Series-record three doubles in one inning, the last of which was Terry Pendleton's two-out bases-loaded shot.

St. Louis	0	0	0	0	0	0	4	-	4	6	0
Kansas City	0	0	0	2	0	0	0	-	2	9	0

Cox, DAYLEY (8), Lahti (9) and Porter; LEIBRANDT, Quisenberry (9), and Sundberg; HR: none. T-2:44 A-41,656.

### Game 3 • at St. Louis • Tuesday, Oct. 22

Bret Saberhagen allowed six singles en route to giving the Royals their first victory of the Series...KC's offense collected 11 hits, including a two-run home run and a run-scoring double by Frank White...after Lonnie Smith's two-run double put the Royals ahead 2-0 in the fourth, White unloaded a two-run round-tripper in the fifth...Saberhagen survived a Cardinal rally in the first, getting a strike 'em out, throw 'em out double play with two on and two out.

Kansas City	0	0	0	2	2	0	2	0	-	6	11	0
St. Louis	0	0	0	0	0	1	0	0	-	1	6	0

SABERHAGEN and Sundberg; ANDUJAR, Campbell (5), Horton (6), Dayley (8) and Porter. HR: White. T-2:59 A-53,634.

### Game 4 • at St. Louis • Wednesday, Oct. 23

Tito Landrum and Willie McGee each hit solo home runs to back John Tudor's second consecutive brilliant outing to give the Cards a 3-1 advantage in the series...in addition to the home runs, KC starter Buddy Black was victimized by a squeeze play on a full-count to Tom Nieto, who laid the bunt down scoring Terry Pendleton who had tripled...Tudor, meanwhile, tossed 106 pitches.

Kansas City	0	0	0	0	0	0	0	-	0	5	1	
St. Louis	0	1	1	0	1	0	0	x	-	3	6	0

BLACK, Beckwith (6), Quisenberry (8) and Sundberg; TUDOR and Nieto. HR: Landrum, McGee. T-2:19 A-53,634.

### Game 5 • at St. Louis • Thursday, Oct. 24

Danny Jackson stuffed a cork in the Cardinals offense and their celebration hopes with a five-hitter and Willie Wilson keyed an early Royals uprising to force the Series westward via 1-70...D.J. retired the Redbirds in order five times...Wilson stroked a two-run triple to highlight a three-run second inning that sent Cardinal starter Bob Forsch to the showers.

Kansas City	1	3	0	0	0	0	1	1	-	6	11	2
St. Louis	1	0	0	0	0	0	0	0	-	1	5	1

JACKSON and Sundberg; FORSCH, Horton (2), Campbell (4), Worrell (6) Lahti (8) and Nieto; HR: none. T-2:52 A-53,634.

### Game 6 • at Kansas City • Saturday, Oct. 26

For the first time in the 1985 season the Cardinals did not win a game when they led entering the ninth...St. Louis went into the ninth with a 1-0 lead...having guarded all of their previous 88 ninth-inning leads, the Cardinals fell prey to a little bit of fate and Dane Iorg's timely two-run single...a controversial call at first, a misplayed pop up by Jack Clark, a passed ball by Darrell Porter, an intentional walk to Hal McRae and Iorg's one-out dramatic single to right and the Royals were winners.

St. Louis	0	0	0	0	0	0	1	0	-	1	5	0
Kansas City	0	0	0	0	0	0	2	-	2	10	0	

Cox, Dayley (8), WORRELL (9) and Porter; Leibrandt, QUISENBERRY (8) and Sundberg. HR: none. T-2:47 A-41,628.

### Game 7 • at Kansas City • Sunday, Oct. 27

Bret Saberhagen tossed a 5-hitter, Darryl Motley blasted a two-run homer and the Royals beat the Cardinals climaxing one of the greatest comebacks in World Series play...it was the third-highest run total and most lopsided victory in the 176 games KC played during the season...the Royals tied a Series record by scoring six times in the fifth...Whitney Herzog and Joaquin Andujar were ejected and the Cards tied a Series mark by using five pitchers in the inning.

St. Louis	0	0	0	0	0	0	0	-	0	5	0	
Kansas City	0	2	3	0	6	0	0	x	-	11	14	0

TUDOR, Campbell (3), Lahti (5), HORTON (5), Andujar (5), Forsch (5), Dayley (7) and Porter; SABERHAGEN and Sundberg. HR: Motley. T-2:46 A-41,658 (327,494).

## 1985 POSTSEASON ROSTER

**Manager:** Dick Howser (10); **Coaches:** Gary Blaylock (43), Mike Ferraro (41), Jose Martinez (42), Lee May (14), Jim Schaffer (44); **Trainers:** Mickey Cobb, Paul McGannon

No.	Name	Pos.	No.	Name	Pos.	No.	Name	Pos.
45	Balboni, Steve	INF	25	Jackson, Danny	LHP	31	Saberhagen, Bret	RHP
27	Beckwith, Joe	RHP	35	Jones, Lynn	OF	15	Sheridan, Pat	OF
1	Biancalana, Buddy	INF	37	Leibrandt, Charlie	LHP	21	Smith, Lonnie	OF
40	Black, Buddy	LHP	11	McRae, Hal	OF	8	Sundberg, Jim	C
5	Brett, George	INF	24	Motley, Darryl	OF	12	Wathan, John	C
2	Concepcion, Onix	INF	3	Orta, Jorge	OF	20	White, Frank	INF
26	Farr, Steve	RHP	4	Pryor, Greg	INF	6	Wilson, Willie	OF
23	Gubicza, Mark	RHP	18	Quirk, Jamie	C			
9	Iorg, Dane	OF	29	Quisenberry, Dan	RHP			

**2014 WORLD SERIES VS. SAN FRANCISCO (GIANTS WIN, 4-3)**

Kansas City participated in its first World Series in 29 years, as the Royals captured the American League pennant and faced the San Francisco Giants in a thrilling seven-game Fall Classic. In a nip-and-tug set, the Giants claimed the deciding game behind series MVP Madison Bumgarner's 5.0 scoreless innings of relief in Game 7. The Royals threatened in the ninth inning, putting the tying run on third base with two outs, but could not advance the final 90 feet. Center fielder Lorenzo Cain capped his torrid postseason, batting .308 (8-for-26) with 3 doubles and 5 RBI during the series. Rookie fireballer Yordano Ventura started two of KC's wins, including Game 6 when he tossed 7.0 scoreless frames in a 10-0 triumph.

**Game 1 • at Kansas City • Tuesday, Oct. 21**

San Francisco jumped out to an early lead on the strength of Hunter Pence's two-run blast and never looked back. Madison Bumgarner earned his first of two victories in the Series. Catcher Salvador Perez provided KC's only offense with a solo home run in the seventh inning.

San Francisco	3	0	0	2	0	0	2	0	0	-	7	11	1
Kansas City	0	0	0	0	0	0	1	0	0	-	1	4	0

BUMGARNER, Lopez (8), Strickland (9) and Posey; SHIELDS, Duffy (4), Collins (7), Frasor (9) and Perez. HR: Pence, Perez. T-3:32 A-40,459.

**Game 2 • at Kansas City • Wednesday, Oct. 22**

The Royals utilized a big rally in the sixth inning to even the series at one game a piece. Billy Butler broke a 2-2 tie with an RBI single in the sixth and scored from first base on Salvador Perez's two-run double later in the inning. KC's bullpen slammed the door, allowing no runs and one hit over the final 3.2 innings.

San Francisco	1	0	0	1	0	0	0	0	0	-	2	9	0
Kansas City	1	1	0	0	0	5	0	0	x	-	7	10	0

PEAVY, Machi (6), Lopez (6), Strickland (6), Affeldt (6), Lincecum (7), Casilla (8) and Posey; Ventura, HERRERA (6), Davis (8), Holland (9) and Perez. HR: Blanco, Infante. T-3:25 A-40,446

**Game 3 • at San Francisco • Friday, Oct. 24**

Kansas City grabbed a 2-1 series lead, taking the first game played at AT&T Park. Jeremy Guthrie and the Royals' bullpen held San Francisco to just four hits, while Alex Gordon and Eric Hosmer each provided RBI hits in the sixth inning.

Kansas City	1	0	0	0	0	2	0	0	0	-	3	6	0
San Francisco	0	0	0	0	2	0	0	0	-	-	2	4	0

GUTHRIE, Herrera (6), Finnegan (7), Davis (8), Holland (9) and Perez; HUDSON, Lopez (6), Romo (7), Affeldt (8), Casilla (9) and Posey. HR: none. T-3:15 A-43,020.

**Game 4 • at San Francisco • Saturday, Oct. 25**

The Giants rallied from an early 4-1 deficit to even the best-of-seven series in Game 4. After allowing four runs in the third inning, San Francisco stormed back to tie the game in the fifth and take the lead on Pablo Sandoval's two-run single in the sixth inning. The 11 runs scored were the most the Royals have allowed in a postseason game.

Kansas City	0	0	4	0	0	0	0	0	-	4	12	1
San Francisco	1	0	1	0	2	3	4	0	x	-	11	16

Vargas, Frasor (5), Duffy (5), FINNEGAN (6), Collins (7) and Perez; Vogelsong, Machi (3), PETIT (4), Affeldt (7), Romo (8), Strickland (9) and Posey; HR: none. T-4:00 A-43,066.

**Game 5 • at San Francisco • Sunday, Oct. 26**

Madison Bumgarner pitched the Giants to a 3-2 series lead, tossing a four-hit shutout. The lefty needed 117 pitches for the first complete-game shutout in the Fall Classic since Florida's Josh Beckett blanked the Yankees in 2003.

Kansas City	0	0	0	0	0	0	0	0	-	0	4	1
San Francisco	0	1	0	1	0	0	0	3	x	-	5	12

SHIELDS, Herrera (7), Davis (8) and Perez; BUMGARNER and Posey; HR: none. T-3:09 A-43,087.

**Game 6 • at Kansas City • Tuesday, Oct. 28**

Kansas City forced a deciding game by scoring seven runs in the second inning for a lopsided victory. Eight of the first nine hitters reached base in the second with Lorenzo Cain breaking the game open with a two-run single. It was more than enough for righty Yordano Ventura, who tossed seven scoreless frames to become the first Royals rookie to win a World Series game.

San Francisco	0	0	0	0	0	0	0	0	-	0	6	0
Kansas City	0	7	1	0	1	0	1	0	x	-	10	10

PEAVY, Petit (2), Machi (3), Strickland (6), Vogelsong (8) and Posey; Susac (7); VENTURA, Frasor (8), Collins (9) and Perez; HR: Moustakas. T-3:21 A-40,372.

**Game 7 • at Kansas City • Wednesday, Oct. 29**

The Giants claimed their third World Title in the five seasons, edging the Royals in a decisive Game 7. Michael Morse's RBI single in the fourth inning broke a 2-2 tie, while series MVP Madison Bumgarner closed the door, tossing 5.0 scoreless innings in relief. KC put the tying run on third base in the ninth, but Bumgarner retired Salvador Perez to end a thrilling series.

San Francisco	0	2	0	1	0	0	0	0	-	3	8	1
Kansas City	0	2	0	0	0	0	0	0	-	2	6	0

Hudson, AFFELDT (2), Bumgarner (4) and Posey; Guthrie, Herrera (4), Davis (7), Holland (9) and Perez. HR: none. T-3:10 A-40,535 (290,985).

**2014 POSTSEASON ROSTER**

**Manager:** Ned Yost (3); **Coaches:** Dave Eiland (58), Pedro Grifol (28), Doug Henry (57), Mike Jirschele (59), Rusty Kuntz (15), Dale Sveum (21), Don Wakamatsu (22); **Trainers:** Nick Kenney, Kyle Turner

No.	Name	Pos.	No.	Name	Pos.	No.	Name	Pos.
23	Aoki, Nori	OF	27	Finnegan, Brandon	LHP	26	Kratz, Erik	C
16	Butler, Billy	1B/DH	54	Frasor, Jason	RHP	8	Moustakas, Mike	INF
6	Cain, Lorenzo	OF	4	Gordon, Alex	OF	12	Nix, Jayson	INF
55	Collins, Tim	LHP	0	Gore, Terrance	OF	13	Perez, Salvador	C
24	Colon, Christian*	INF	11	Guthrie, Jeremy	RHP	33	Shields, James	RHP
17	Davis, Wade	RHP	40	Herrera, Kelvin	RHP	51	Vargas, Jason	LHP
41	Duffy, Danny	LHP	56	Holland, Greg	RHP	30	Ventura, Yordano	RHP
1	Dyson, Jarrod	OF	35	Hosmer, Eric	INF	7	Willingham, Josh	1B/DH
2	Escobar, Alcides	INF	14	Infante, Omar	INF			

\* - Not on World Series roster

## 2015 WORLD SERIES VS. NEW YORK METS (ROYALS WIN, 4-1)

Kansas City won its first World Championship in 30 years, besting the New York Mets in a thrilling five-game series that featured two extra-innings wins. The Royals came behind in all four of their victories, which included overcoming a 3-1 deficit after five in Game #4 and a 2-0 deficit after eight in Game #5. Catcher Salvador Perez earned World Series MVP honors after batting .364 with two doubles, three runs scored and two RBI. Johnny Cueto tossed the fourth complete game by a Royal in the World Series in Game #2, while KC's bullpen stymied the Mets throughout the series, posting a 3-0 mark with a 1.90 ERA (5 ER in 23.2 IP) with four walks and 30 strikeouts.

### Game 1 • at Kansas City • Tuesday, October 27

Despite trailing most of the evening, Kansas City rallied to tie in the ninth and won Game #1 in 14 innings. The contest matched the longest in World Series history, joining Game #2 of the 1916 Fall Classic and Game #3 of the 2005 Series. Trailing 4-3 in the ninth, the Royals tied the game on Alex Gordon's one-out home run off Jeury's Familia and then won the game on Eric Hosmer's sac fly which plated Alcides Escobar. Former Met Chris Young earned the victory on the mound, tossing 3.0 hitless innings of relief.

New York 0 0 0 1 1 1 0 1 0 0 0 0 0 - 4 11 1  
 Kansas City 1 0 0 0 2 0 0 1 0 0 0 0 1 - 5 11 1  
 Harvey, Reed (7), Clippard (8), Familia (8), Niese (10), COLON (12) and d'Arnaud. Volquez, Duffy (7), Herrera (7), Hochevar (9), Davis (10), Madson (11), YOUNG (12) and Perez. HR: Granderson, Escobar, Gordon. T-5:09, Att: 40,320.

### Game 2 • at Kansas City • Wednesday, October 28

Johnny Cueto tossed the fourth complete game by a Royals pitcher in World Series history, while KC rallied for four runs in the fifth to take a two-game lead. Alcides Escobar and Eric Hosmer each had two hits and drove in two runs. Cueto allowed just two hits and fanned four.

New York 0 0 0 1 0 0 0 0 0 - 1 2 1  
 Kansas City 0 0 0 0 4 0 0 3 x - 7 10 0  
 DEGROM, Robles (6), Niese (7), Reed (8), Gilmartin (8) and d'Arnaud. CUETO and Perez. HR: None, T-2:54, A-40,410.

### Game 3 • at New York • Friday, October 30

The Mets turned the tables on Kansas City, rallying from a pair of early deficits to cut the Royals' lead in the series to 2-1. Rookie Noah Syndergaard tossed 6.0 innings to earn the win, while Curtis Granderson and David Wright each homered for New York.

Kansas City 1 2 0 0 0 0 0 0 - 3 7 0  
 New York 2 0 2 1 0 4 0 0 x - 9 12 0  
 VENTURA, Duffy (4), Hochevar (5), Morales (6), Herrera (6), Madson (8), Medlen (9) and Perez. SYNDERGAARD, Reed (7), Clippard (8), Familia (9) and d'Arnaud. HR: Wright, Granderson (2). T-3:22, A-44,781.

### Game 4 • at New York • Saturday, October 31


Kansas City did it again, rallying from an eighth inning deficit to score a Game #4 victory at Citi Field. The Royals trailed 3-2 heading into the eighth, but two walks and an error tied the game, while Mike Moustakas delivered the go-ahead RBI single with one out. Michael Conforto hit a pair of solo shots for the Mets.

Kansas City 0 0 0 0 1 1 0 3 0 - 5 9 0  
 New York 0 0 2 0 1 0 0 0 0 - 3 6 2  
 Young, Duffy (5), Hochevar (6), MADSON (7), Davis (8) and Perez. Matz, Niese (6), Colon (6), Reed (7), CLIPPARD (8), Familia (8), Robles (9) and d'Arnaud. HR: Conforto 2(2). T-3:29, A-44,815.

### Game 5 • at New York • Sunday, November 1

Kansas City closed out their second World Championship in franchise history in familiar fashion, using a late rally to tie the game, before winning in extra-innings. Trailing 2-0 heading into the ninth, the Royals tied the game on Eric Hosmer's RBI double and an RBI ground out from Salvador Perez. Hosmer scored the tying run on a daring dash home from third. After the Royals bullpen kept the Mets off the board for three innings, KC's offense erupted for five runs in the 12th. Christian Colon, who had not appeared in a postseason game before Game #5, collected the go-ahead RBI single in the 12th, pinch-hitting for the pitcher.

Kansas City 0 0 0 0 0 0 0 2 0 0 5 - 7 10 1  
 New York 1 0 0 0 0 1 0 0 0 0 0 - 2 4 2  
 Volquez, Herrera (7), Hochevar (10), Davis (12) and Perez, Butera (12). Harvey, Familia (9), Niese (11), Reed (12), Colon (12) and d'Arnaud. HR: Granderson (3). T-4:15, A-44,859.



Kansas City celebrated its first World Series title in 30 years on Nov. 1, 2015, finishing off the Mets in five games.

## 2015 POSTSEASON ROSTER

**Manager:** Ned Yost (3); **Coaches:** Dave Eiland (58), Pedro Grifol (28), Doug Henry (57), Mike Jirschele (59), Rusty Kuntz (15), Dale Sveum (21), Don Wakamatsu (22); **Trainers:** Nick Kenney, Kyle Turner

No.	Name	Pos.	No.	Name	Pos.	No.	Name	Pos.
9	Butera, Drew	C	0	Gore, Terrance*	OF	8	Moustakas, Mike	INF
6	Cain, Lorenzo	OF	40	Herrera, Kelvin	RHP	16	Orlando, Paulo	OF
24	Colon, Christian	INF	44	Hochevar, Luke	RHP	13	Perez, Salvador	C
47	Cueto, Johnny	RHP	35	Hosmer, Eric	INF	15	Rios, Alex	OF
17	Davis, Wade	RHP	46	Madson, Ryan	RHP	30	Ventura, Yordano	RHP
41	Duffy, Danny	LHP	39	Medlen, Kris	RHP	36	Volquez, Edinson	RHP
1	Dyson, Jarrod	OF	27	Mondesi, Raul	INF	32	Young, Chris	RHP
2	Escobar, Alcides	INF	45	Morales, Franklin	LHP	18	Zobrist, Ben	INF
4	Gordon, Alex	OF	25	Morales, Kendrys	DH			

\* - Not on World Series roster

**ROYALS ALL-STAR GAME SELECTIONS**

1969..... Ellie Rodriguez (C-DNP)	1984..... *George Brett (3B)	2012..... Billy Butler (1B/DH)
1970..... Amos Otis (OF)	Dan Quisenberry (P-DNP)	Ned Yost (Coach)
1971..... Cookie Rojas (2B)	1985..... *George Brett (3B)	Nick Kenney (Trainer)
Amos Otis (OF)	Dick Howser (Coach)	2013..... Alex Gordon (OF)
1972..... Bob Lemon (Coach)	1986..... #George Brett (3B-injured DNP)	Greg Holland (P)
Amos Otis (OF-injured, DNP)	Dick Howser (Manager)	Salvador Perez (C)
Lou Piniella (OF)	Frank White (2B)	2014..... Alex Gordon (OF-DNP)
Cookie Rojas (2B)	1987..... George Brett (3B-injured, DNP)	*Salvador Perez (C)
Richie Scheinblum (OF)	*Bret Saberhagen (P)	Greg Holland (P)
1973..... *John Mayberry (1B)	Kevin Seitzer (3B)	2015..... *Loranzo Cain (OF)
*Amos Otis (OF)	George Brett (1B)	Wade Davis (P)
Cookie Rojas (2B)	Mark Gubicza (P)	*Alcides Escobar (SS)
1974..... Steve Busby (P-DNP)	Kurt Stillwell (SS)	#Alex Gordon (OF - Injured DNP)
John Mayberry (1B)	1989..... * <b>Bo Jackson</b> (OF)	Kelvin Herrera (P)
Jack McKeon (Coach)	Mark Gubicza (P)	Mike Moustakas (3B)
Cookie Rojas (2B-DNP)	1990..... Bret Saberhagen (P)	*Salvador Perez (C)
1975..... Steve Busby (P)	Mickey Cobb (Trainer)	Ned Yost (MGR)
Hal McRae (OF)	1991..... *Danny Tartabull (DH)	Dave Eiland (Coach)
1976..... *George Brett (3B)	1992..... Jeff Montgomery (P)	Pedro Grifol (Coach)
Jim Dudley (Trainer)	Hal McRae (Coach)	Doug Henry (Coach)
Hal McRae (OF)	1993..... Jeff Montgomery (P)	Mike Jirschele (Coach)
Amos Otis (OF)	1994..... David Cone (P)	Rusty Kuntz (Coach)
Fred Patek (SS)	1995..... Kevin Appier (P)	Dale Sveum (Coach)
1977..... *George Brett (3B)	1996..... Jeff Montgomery (P-DNP)	Don Wakamatsu (Coach)
1978..... *George Brett (3B)	Bob Boone (Coach)	2016..... Wade Davis (P - Injured DNP)
Whitey Herzog (Coach)	Nick Swartz (Trainer)	Kelvin Herrera (P)
Fred Patek (SS)	Jose Rosado (P)	*Eric Hosmer (1B)
Darrell Porter (C-DNP)	1997..... Jose Rosado (P)	*Salvador Perez (C)
Frank White (2B)	1998..... Dean Palmer (3B)	Ned Yost (MGR)
1979..... *George Brett (3B)	1999..... Jose Rosado (P)	Dave Eiland (Coach)
*Darrell Porter (C)	2000..... *Jermaine Dye (OF)	Pedro Grifol (Coach)
*Frank White (2B)	Mike Sweeney (1B)	Doug Henry (Coach)
1980..... #George Brett (3B-injured, DNP)	Mike Sweeney (1B)	Mike Jirschele (Coach)
Larry Gura (P-DNP)	2001..... Tony Muser (Coach)	Rusty Kuntz (Coach)
Darrell Porter (C)	2002..... Mike Sweeney (1B)	Dale Sveum (Coach)
1981..... *George Brett (3B)	2003..... Mike Sweeney (1B-DNP)	Don Wakamatsu (Coach)
Jim Frey (Manager)	Mike MacDougal (P-DNP)	2017..... *Salvador Perez (C)
Frank White (2B)	2004..... Ken Harvey (1B)	Mike Moustakas (3B)
1982..... *George Brett (3B)	Tony Pena (Coach)	Jason Vargas (P)
Mickey Cobb (Trainer)	2005..... Mike Sweeney (1B)	2018..... *Salvador Perez (C)
Dick Howser (Coach)	2006..... Mark Redman (P-DNP)	Kyle Turner (Trainer)
Hal McRae (OF)	Nick Swartz (Trainer)	
Dan Quisenberry (P)	2007..... Gil Meche (P-DNP)	
Frank White (2B)	2008..... Joakim Soria (P)	
Willie Wilson (OF)	2009..... Zack Greinke (P)	
1983..... *George Brett (3B)	2009..... Trey Hillman (Coach)	
Dan Quisenberry (P)	2010..... Joakim Soria (P-DNP)	
Willie Wilson (OF)	2011..... Aaron Crow (P-DNP)	

\*-Denotes start  
 #-Selected as a starter, but did not play

**Bold**-Denotes AL's Highest Vote-Getter

**MULTIPLE ALL-STAR SELECTIONS**

13	George Brett	1976-88
6	Salvador Perez	2013-18
5	Amos Otis	1970-73, 1976
5	Mike Sweeney	2000-03, 2005
5	Frank White	1978-79, 1981-82, 1986
4*	Hal McRae	1975-76, 1982, 1992*
4	Cookie Rojas	1971-74
3	Alex Gordon	2013-15
3	Dick Howser (Coach/Manager)	1982, 1985-86
3	Jeff Montgomery	1992-93, 1996
3	Dan Quisenberry	1982-84
3#	Ned Yost (Coach/Manager)	2012#, 2015-16
2	Steve Busby	1974-75
2	Mickey Cobb (Trainer)	1982, 1990
2	Wade Davis	2015-16
2	Mark Gubicza	1988-89
2	Kelvin Herrera	2015-16
2	Greg Holland	2013-14
2	John Mayberry	1973-74
2	Mike Moustakas	2015, 2017
2	Fred Patek	1976, 1978
2	Darrell Porter	1978, 1980
2	Jose Rosado	1997, 1999
2	Bret Saberhagen	1987, 1990
2	Joakim Soria	2008, 2010
2	Nick Swartz (Trainer)	1996, 2006
2	Willie Wilson	1982-83

\* Hal McRae was a three-time All-Star as a player and once as a coach  
 # Ned Yost was an All-Star twice as a manager and once as a coach.

**HOME RUN DERBY PARTICIPANTS**

Year	Player (Site)	HR Hit
1989	Bo Jackson (Anaheim)	1
1991	Danny Tartabull (Toronto)	2
2017	Mike Moustakas (Miami)	10



Salvador Perez has participated in each of the last six All-Star Games, starting five in a row (2014-18).






# 1973 ALL-STAR GAME

## GAME SUMMARY

Kansas City was the site of the 40th Major League Baseball All-Star Game in 1973 where the National League handed the American League a 7-1 loss.

The game marked the final All-Star appearance of Willie Mays and was attended by members of the first All-Star Game in 1933, including Carl Hubbell, Bill Hallahan, Lefty Gomez, Dick Bartel, Lefty Grove, Jimmie Dykes and Charlie Gehringer.

The A.L. jumped out to a 1-0 lead after a double from **Reggie Jackson** and an RBI single from KC's **Amos Otis**. However, the N.L. All-Stars countered with two runs in the top of the third and also scored in the fourth, fifth and sixth innings. **Rick Wise** earned the win for the N.L. after allowing two hits and one ER in 2.0 innings of work.



**Bobby Bonds** was named the game's MVP, coming off the bench to go 2-for-2 with a two-run homer in the fifth inning, giving the N.L. a 5-1 lead.

**Johnny Bench** hit one of the most mammoth home runs in the history of the Mid-Summer Classic, launching a 480-foot solo shot off Bill Singer in the fourth inning over the left field concourse. His homer still stands as the longest in Kauffman Stadium history.

The game featured 17 future Hall of Famers (plus three Hall of Fame managers), including **Hank Aaron**, **Willie Mays**, **Rod Carew**, and **Brooks Robinson** to name a few, while Hall of Fame manager **Joe Torre** played in the game for the National League. The game also featured three Royals - **Amos Otis**, **John Mayberry** and **Cookie Rojas** - and one future Royals manager, **Buddy Bell**, who tripled as a pinch hitter in the third inning. Otis led the A.L. players, going 2-for-2 with the team's only RBI.



## ALL-STAR GAME BOX SCORE

### National League 7, American League 1 at Royals Stadium, Kansas City, Mo., July 24, 1973

Players in Bold inducted into Baseball Hall of Fame

NATIONAL LEAGUE	AB	R	H	RBI	BB	K	PO	A
Rose, Pete lf	3	1	0	0	1	0	1	0
Twitchell, Wayne p	0	0	0	0	0	0	0	0
Giusti, Dave p	0	0	0	0	0	0	0	0
Mota, Manny ph,lf	1	0	0	0	0	0	0	0
Brewer, Jim p	0	0	0	0	0	0	0	0
Morgan, Joe 2b	3	2	1	0	1	0	2	2
Johnson, Davey 2b	1	0	0	0	0	0	1	1
Cedeno, Cesar cf	3	0	1	1	0	2	3	0
Russell, Bill ss	2	0	0	0	0	0	0	2
Aaron, Hank 1b	2	0	1	1	0	0	3	1
Torre, Joe 1b,3b	3	0	0	0	0	0	5	1
Williams, Billy rf	2	0	1	0	0	0	0	0
Bonds, Bobby rf	1	2	1	2	0	0	0	0
Bench, Johnny c	3	1	1	1	0	0	3	0
Simmons, Ted ph,c	1	0	0	0	0	1	1	1
Santo, Ron 3b	1	1	1	0	2	0	0	1
Colbert, Nate ph	1	0	0	0	0	0	0	0
Fairly, Ron 1b	0	0	0	0	0	0	4	0
Speier, Chris ss	2	0	0	0	0	1	1	1
Stargell, Willie ph,lf	1	0	0	0	0	1	1	0
Mays, Willie ph	0	0	0	0	0	0	0	0
Seaver, Tom p	0	0	0	0	0	0	0	1
Watson, Bob lf	0	0	0	0	0	0	0	0
Wise, Rick p	0	0	0	0	1	0	1	0
Evans, Darrell ph	0	0	0	0	0	0	0	0
Osteen, Claude p	0	0	0	0	0	0	1	0
Sutton, Don p	0	0	0	0	0	0	0	1
Davis, Willie ph,cf	2	1	2	2	0	0	1	0
<b>Totals</b>	<b>34</b>	<b>7</b>	<b>10</b>	<b>7</b>	<b>5</b>	<b>6</b>	<b>27</b>	<b>12</b>

AMERICAN LEAGUE	AB	R	H	RBI	BB	K	PO	A
Campaneris, Bert ss	3	0	0	0	0	2	1	2
Brinkman, Ed ss	1	0	0	0	0	0	1	1
Carew, Rod 2b	3	0	0	0	0	0	5	1
Rojas, Cookie 2b	0	0	0	0	1	0	1	1
Mayberry, John 1b	3	0	1	0	1	0	8	0
Jackson, Reggie rf	4	1	1	0	0	1	1	0
Blair, Paul cf	0	0	0	0	0	0	1	0
Otis, Amos cf	2	0	2	1	0	0	0	0
May, Dave cf,rf	2	0	0	0	0	0	0	0
Murcer, Bobby lf	3	0	0	0	1	0	0	1
Fisk, Carlton c	2	0	0	0	0	0	3	0
Munson, Thurman c	2	0	0	0	0	1	5	1
Robinson, Brooks 3b	2	0	0	0	0	0	1	3
Bando, Sal 3b	1	0	0	0	0	0	1	0
Nelson, Dave 3b	0	0	0	0	0	0	1	0
Horton, Willie ph	1	0	0	0	0	1	0	0
Hunter, "Catfish" p	0	0	0	0	0	0	0	0
Holtzman, Ken p	0	0	0	0	0	0	0	0
Blyleven, Bert p	0	0	0	0	0	0	0	0
Bell, Buddy ph	1	0	1	0	0	0	0	0
Singer, Bill p	0	0	0	0	0	0	0	1
Kelly, Pat ph	1	0	0	0	0	0	0	0
Ryan, Nolan p	0	0	0	0	0	0	0	0
Spencer, Jim ph	1	0	0	0	0	0	0	0
Lyle, Sparky p	0	0	0	0	0	0	0	0
Fingers, Rollie p	0	0	0	0	0	0	0	0
<b>Totals</b>	<b>32</b>	<b>1</b>	<b>5</b>	<b>1</b>	<b>3</b>	<b>5</b>	<b>27</b>	<b>12</b>

NL: 0 0 2 1 2 2 0 0 0 - 7 10 0  
AL: 0 1 0 0 0 0 0 0 - 1 5 0

DP: A.L. 1. E: None. PB: Fisk (1). 2B: Morgan (1, off Singer); Bonds (1, off Ryan); Jackson (1, off Wise); Mayberry (1, off Twitchell). 3B: Bell (1, off Osteen). HR: Bench (1, 4th inning off Singer 0 on, 0 out); Bonds (1, 5th inning off Singer 1 on, 2 out); Davis (1, 6th inning off Ryan 1 on, 1 out). SH: Osteen (1, off Singer). SB: Otis (1, 2nd base off Osteen/Bench).

N.L.	IP	H	HR	R	ER	BB	K
Wise, Rick (W)	2	2	0	1	1	0	1
Osteen, Claude	2	2	0	0	0	1	1
Sutton, Don	1	0	0	0	0	0	0
Twitchell, Wayne	1	0	0	0	0	0	0
Giusti, Dave	1	0	0	0	0	0	0
Seaver, Tom	1	0	0	0	0	1	0
Brewer, Jim	1	0	0	0	0	1	2
<b>Totals</b>	<b>9</b>	<b>5</b>	<b>0</b>	<b>1</b>	<b>1</b>	<b>3</b>	<b>5</b>

A.L.	IP	H	HR	R	ER	BB	K
Hunter, "Catfish"	1.1	1	0	0	0	0	1
Holtzman, Ken	0.2	1	0	0	0	0	0
Blyleven, Bert (L)	1	2	0	2	2	2	0
Singer, Bill	2	3	2	3	3	1	2
Ryan, Nolan	2	2	1	2	2	2	2
Lyle, Sparky	1	1	0	0	0	0	1
Fingers, Rollie	1	0	0	0	0	0	0
<b>Totals</b>	<b>9</b>	<b>10</b>	<b>3</b>	<b>7</b>	<b>7</b>	<b>5</b>	<b>6</b>

Umpires: Nestor Chylak, Ken Burkhardt, Larry Barnett, Bill Williams, Ron Luciano, Bob Engel  
Time of Game: 2:45 Attendance: 40,849







# RECORDS



ALWAYS  
ROYAL 

1969  
ROYALS  
STADIUM  
VENUE


ALWAYS  
ROYAL 

ALWAYS  
ROYAL 



# ALL-TIME CLUB STANDINGS

Year	Division	Place	Won	Lost	Pct.	GB	Attendance	Postseason
1969	Western	4th	69	93	.426	28	902,183	
1970	Western	T4th	65	97	.401	33	693,047	
1971	Western	2nd	85	76	.528	16	910,784	
1972	Western	4th	76	78	.494	16.5	707,656	
1973	Western	2nd	88	74	.543	6	1,345,341	
1974	Western	5th	77	85	.475	13	1,173,292	
1975	Western	2nd	91	71	.562	7	1,151,836	
<b>1976</b>	<b>Western</b>	<b>1st</b>	<b>90</b>	<b>72</b>	<b>.556</b>	<b>+2.5</b>	<b>1,680,265</b>	<b>Division Champs, lost to NY, 3-2</b>
<b>1977</b>	<b>Western</b>	<b>1st</b>	<b>102</b>	<b>60</b>	<b>.630</b>	<b>+8</b>	<b>1,852,603</b>	<b>Division Champs, lost to NY, 3-2</b>
<b>1978</b>	<b>Western</b>	<b>1st</b>	<b>92</b>	<b>70</b>	<b>.567</b>	<b>+5</b>	<b>2,255,493</b>	<b>Division Champs, lost to NY, 3-1</b>
1979	Western	2nd	85	77	.525	3	2,261,845	
<b>1980</b>	<b>Western</b>	<b>1st</b>	<b>97</b>	<b>65</b>	<b>.599</b>	<b>+14</b>	<b>2,288,714</b>	<b>AL Champs, def. NY, 3-0, lost to PHI, 4-2</b>
<b>1981</b>	<b>Western</b>	<b>4th</b>	<b>50</b>	<b>53</b>	<b>.485</b>	<b>11</b>	<b>1,279,403</b>	<b>lost to OAK, 3-0, in 1st Division Series playoff</b>
1982	Western	2nd	90	72	.556	3	2,284,464	
1983	Western	2nd	79	83	.488	20	1,963,875	
<b>1984</b>	<b>Western</b>	<b>1st</b>	<b>84</b>	<b>78</b>	<b>.519</b>	<b>+3</b>	<b>1,810,018</b>	<b>Division Champs, lost to DET, 3-0</b>
<b>1985</b>	<b>Western</b>	<b>1st</b>	<b>91</b>	<b>71</b>	<b>.562</b>	<b>+1</b>	<b>2,162,717</b>	<b>World Series Champs, def. STL, 4-3</b>
1986	Western	T3rd	76	86	.469	16	2,320,764	
1987	Western	2nd	83	79	.512	2	2,392,471	
1988	Western	3rd	84	77	.522	19.5	2,350,181	
1989	Western	2nd	92	70	.568	7	<b>2,477,700</b>	
1990	Western	6th	75	86	.466	27.5	2,244,956	
1991	Western	6th	82	80	.506	13	2,161,537	
1992	Western	T5th	72	90	.444	24	1,867,689	
1993	Western	3rd	84	78	.519	10	1,934,578	
1994	Central	3rd	64	51	.557	4	1,400,494	
1995	Central	2nd	70	74	.486	30	1,233,296	
1996	Central	5th	75	86	.466	24	1,436,007	
1997	Central	5th	67	94	.416	19	1,517,638	
1998	Central	3rd	72	89	.447	16.5	1,494,875	
1999	Central	4th	64	97	.398	32.5	1,506,068	
2000	Central	4th	77	85	.475	18.0	1,677,915	
2001	Central	5th	65	97	.401	26.0	1,536,371	
2002	Central	4th	62	100	.383	32.5	1,323,034	
2003	Central	3rd	83	79	.512	7.0	1,774,535	
2004	Central	5th	58	104	.358	33.5	1,661,482	
2005	Central	5th	56	106	.346	43.0	1,371,181	
2006	Central	5th	62	100	.377	34.0	1,372,638	
2007	Central	5th	69	93	.426	27.0	1,616,867	
2008	Central	4th	75	87	.463	13.5	1,578,922	
2009	Central	T4th	65	97	.401	21.5	1,797,887	
2010	Central	5th	67	95	.414	27.0	1,615,326	
2011	Central	4th	71	91	.438	24.0	1,724,370	
2012	Central	3rd	72	90	.444	16.0	1,739,821	
2013	Central	3rd	86	76	.531	7.0	1,750,754	
<b>2014</b>	<b>Central</b>	<b>2nd</b>	<b>89</b>	<b>73</b>	<b>.549</b>	<b>1.0</b>	<b>1,956,482</b>	<b>AL Champs, Wild Card qualifier, lost to SF 4-3</b>
<b>2015</b>	<b>Central</b>	<b>1st</b>	<b>95</b>	<b>67</b>	<b>.586</b>	<b>+12.0</b>	<b>2,708,549</b>	<b>World Series Champs, def. NYM, 4-1</b>
2016	Central	3rd	81	81	.500	13.5	2,557,622	
2017	Central	3rd	80	82	.494	22.0	2,220,370	
2018	Central	5th	58	104	.358	33.0	1,665,107	
<b>Totals</b>			<b>3,842</b>	<b>4,119</b>	<b>.483</b>	<b>--</b>	<b>86,711,023</b>	



The Kansas City Royals' initial season produced 69 victories in 1969.

**HOME/ROAD RECORD**

**GRASS/TURF RECORD**

**EXTRA INNINGS RECORD**

Year	Home	Road
1969	36-45	33-48
1970	35-44	30-53
1971	44-37	41-39
1972	44-33	32-45
1973	48-33	40-41
1974	40-41	37-44
1975	51-30	40-41
1976	49-32	41-40
1977	55-26	47-34
1978	56-25	36-45
1979	46-35	39-42
1980	49-32	48-33
1981	19-28	31-25
1982	56-25	34-47
1983	45-36	34-47
1984	44-37	40-41
1985	50-32	41-39
1986	45-36	31-50
1987	46-35	37-44
1988	44-36	40-41
1989	55-26	37-44
1990	45-36	30-50
1991	40-41	42-39
1992	44-37	28-53
1993	43-38	41-40
1994	35-24	29-27
1995	35-37	35-37
1996	37-43	38-43
1997	33-47	34-47
1998	29-51	43-38
1999	33-47	31-50
2000	42-39	35-46
2001	35-46	30-51
2002	37-44	25-56
2003	40-40	43-39
2004	33-47	25-57
2005	34-47	22-59
2006	34-47	28-53
2007	35-46	34-47
2008	38-43	37-44
2009	33-48	32-49
2010	38-43	29-52
2011	40-41	31-50
2012	37-44	35-46
2013	44-37	42-39
2014	42-39	47-34
2015	51-30	44-37
2016	47-34	34-47
2017	43-38	37-44
2018	32-49	26-55
<b>Totals</b>	<b>2,066-1,907</b>	<b>1,776-2,212</b>

**Home Pct:** (.520); **Road pct:** (.445)

Year	Grass	Turf
1969	69-93	---
1970	65-97	---
1971	85-76	---
1972	76-78	---
1973	40-41	48-33
1974	37-44	40-41
1975	40-41	51-30
1976	41-40	49-32
1977	36-32	66-28
1978	28-41	64-29
1979	31-37	54-40
1980	42-27	55-38
1981	24-20	26-33
1982	27-35	63-37
1983	26-36	53-47
1984	32-30	52-48
1985	32-29	59-42
1986	25-37	51-49
1987	28-34	55-45
1988	32-30	52-47
1989	25-37	67-33
1990	22-39	53-47
1991	31-31	51-49
1992	22-40	50-50
1993	31-31	53-47
1994	21-22	43-29
1995	60-66	10-8
1996	66-76	9-10
1997	55-83	12-11
1998	53-80	19-9
1999	55-83	9-14
2000	68-75	9-10
2001	59-86	6-11
2002	55-89	7-11
2003	75-70	8-9
2004	54-90	4-14
2005	52-91	4-15
2006	57-90	5-10
2007	62-84	7-9
2008	70-75	5-12
2009	59-84	6-13
2010	64-91	3-4
2011	69-86	2-5
2012	69-86	3-4
2013	82-73	4-3
2014	85-70	4-3
2015	92-63	3-4
2016	79-76	2-5
2017	75-80	5-2
2018	58-97	0-7
<b>Totals</b>	<b>2,541-3,042</b>	<b>1,301-1,077</b>

**Grass Pct:** (.455); **Turf Pct:** (.547)

Note: Royals home games played on artificial turf from 1973-1994

Year	Record	Pct.
1969	7-12	.368
1970	14-8	.636
1971	2-7	.222
1972	5-10	.333
1973	9-5	.643
1974	10-11	.476
1975	12-5	.706
1976	13-7	.650
1977	9-6	.600
1978	7-5	.583
1979	9-6	.600
1980	8-6	.571
1981	2-5	.286
1982	7-3	.700
1983	5-5	.500
1984	6-5	.545
1985	11-7	.611
1986	6-10	.375
1987	5-3	.625
1988	5-5	.500
1989	11-6	.647
1990	5-4	.556
1991	11-8	.579
1992	4-10	.286
1993	8-6	.571
1994	6-5	.545
1995	7-6	.538
1996	10-6	.625
1997	7-8	.467
1998	7-5	.583
1999	5-10	.333
2000	7-8	.467
2001	6-7	.462
2002	7-12	.368
2003	5-4	.556
2004	4-7	.364
2005	4-8	.333
2006	6-6	.500
2007	5-8	.385
2008	7-6	.538
2009	6-3	.667
2010	10-8	.556
2011	10-8	.556
2012	8-7	.533
2013	11-4	.733
2014	5-7	.417
2015	10-6	.625
2016	7-3	.700
2017	4-7	.364
2018	5-8	.385
<b>Totals</b>	<b>361-332</b>	<b>.521</b>


# YEAR-BY-YEAR BATTING

YEAR	AVG	AB	R	H	2B	3B	HR	RBI	SH	SF	SB	CS
1969	.240	5462	586	1311	179	32	98	538	57	38	129	70
1970	.244	5503	611	1341	202	41	97	572	63	27	97	53
1971	.250	5295	603	1323	225	40	80	573	45	59	130	46
1972	.255	5167	580	1317	220	26	78	547	72	38	85	44
1973	.261	5508	755	1440	239	40	114	703	49	47	105	69
1974	.259	5582	667	1448	232	42	89	623	56	43	146	76
1975	.261	5491	710	1431	263	58	118	667	68	51	155	75
1976	.269	5540	713	1490	259	57	65	656	71	71	<b>218</b>	<b>106</b>
1977	.277	5594	822	1549	299	77	146	773	49	58	170	87
1978	.268	5474	743	1469	305	59	98	695	55	72	216	84
1979	.282	5653	851	1596	286	<b>79</b>	116	791	57	<b>76</b>	207	76
1980	.286	<b>5714</b>	809	1633	266	59	115	766	34	63	185	43
1981	.267	3560	397	952	169	29	61	381	28	35	100	53
1982	.285	5629	784	1603	295	58	132	746	32	49	133	48
1983	.271	5598	696	1515	273	54	109	653	32	33	182	47
1984	.268	5543	673	1487	269	52	117	639	41	55	106	62
1985	.252	5500	687	1384	261	49	154	657	44	41	128	48
1986	.252	5561	654	1403	264	45	137	618	24	33	97	46
1987	.262	5499	715	1443	239	40	168	677	34	42	125	43
1988	.259	5469	704	1419	275	40	121	671	46	51	137	54
1989	.261	5475	690	1428	227	41	101	653	42	50	154	51
1990	.267	5488	707	1465	316	44	100	660	31	54	107	62
1991	.264	5584	727	1475	290	41	117	689	53	47	119	68
1992	.256	5501	610	1411	284	42	75	568	45	46	131	71
1993	.263	5522	675	1455	294	35	125	641	48	51	100	75
1994	.269	3911	574	1051	211	38	100	538	32	38	140	62
1995	.260	4903	629	1275	240	35	119	578	66	39	120	53
1996	.267	5542	746	1477	286	38	123	689	66	49	195	85
1997	.264	5599	747	1478	256	35	158	711	51	42	130	66
1998	.263	5546	714	1459	274	40	134	686	45	65	135	50
1999	.282	5624	856	1584	294	52	151	800	46	56	127	39
2000	<b>.288</b>	5709	<b>879</b>	<b>1644</b>	281	27	150	<b>831</b>	56	70	121	35
2001	.266	5643	729	1503	277	37	152	691	36	47	100	42
2002	.256	5535	737	1415	285	42	140	695	44	51	140	65
2003	.274	5568	836	1526	288	39	162	781	63	57	120	42
2004	.259	5538	720	1432	261	29	150	675	40	38	67	48
2005	.263	5503	701	1445	289	34	126	653	46	50	53	33
2006	.271	5589	757	1515	<b>335</b>	37	124	718	52	48	65	34
2007	.261	5534	706	1447	300	46	102	660	41	47	78	44
2008	.269	5608	691	1507	303	28	120	650	32	36	79	38
2009	.259	5532	686	1432	276	51	144	657	38	32	88	29
2010	.274	5604	676	1534	279	31	121	640	45	53	115	50
2011	.275	5672	730	1560	325	41	129	705	55	57	153	58
2012	.265	5636	676	1492	295	37	131	643	26	41	132	38
2013	.260	5549	648	1443	254	34	112	620	37	42	153	32
2014	.263	5545	651	1456	286	29	95	604	33	47	153	36
2015	.269	5575	724	1497	300	42	139	689	34	47	104	34
2016	.261	5552	675	1450	264	33	147	640	38	34	121	35
2017	.259	5536	702	1436	260	24	<b>193</b>	660	17	37	91	31
2018	.245	5505	638	1350	283	29	155	606	24	40	117	38

Team records in bold.



Mike Moustakas clubbed 38 of Kansas City's club record 193 home runs in 2017.



Mike Sweeney's stellar 2000 season helped the Royals set club records in batting average, runs, hits and RBI.

YEAR	ERA	CG	SHO	SV	IP	H	R	ER	HR	HB	BB	SO	WP
1969	3.72	42	10	25	1464.2	1357	688	605	136	25	560	894	52
1970	3.78	30	11	25	1463.2	1346	705	615	138	34	641	915	56
1971	3.25	34	15	44	1420.1	1301	566	513	84	36	496	775	41
1972	3.24	44	16	28	1381.1	1293	545	497	85	30	405	801	37
1973	4.19	40	7	41	1449.1	1521	752	675	114	33	617	790	43
1974	3.51	54	13	17	1471.2	1477	662	574	91	30	482	731	42
1975	3.47	52	11	25	1456.2	1422	649	561	108	30	498	815	40
1976	<b>3.21</b>	41	12	35	<b>1472.1</b>	1356	611	525	83	31	493	735	29
1977	3.52	41	15	42	1460.2	1377	651	571	110	36	499	850	56
1978	3.44	<b>53</b>	14	33	1439.0	1350	634	550	108	34	478	657	37
1979	4.45	42	7	27	1448.1	1477	816	716	165	28	536	640	40
1980	3.83	37	10	42	1459.1	1496	694	621	129	19	465	614	35
1981	3.56	24	8	24	922.1	909	405	365	75	20	273	404	13
1982	4.08	16	12	45	1431.0	1443	717	649	163	26	471	650	43
1983	4.25	19	8	49	1437.2	1535	767	679	133	27	471	593	40
1984	3.92	18	9	50	1444.0	1426	686	629	136	27	433	724	31
1985	3.49	27	11	41	1461.0	1433	639	566	103	28	463	846	43
1986	3.82	24	13	31	1440.2	1413	673	612	121	38	479	888	43
1987	3.86	44	11	26	1424.0	1424	691	610	128	36	548	923	54
1988	3.65	29	12	32	1428.1	1415	648	580	102	33	465	886	55
1989	3.55	27	13	38	1451.2	1415	635	572	86	25	455	978	56
1990	3.93	18	8	33	1420.2	1449	709	621	116	46	560	1006	59
1991	3.92	17	12	41	1466.0	1473	722	639	105	43	529	1004	47
1992	3.81	9	12	44	1447.1	1426	667	613	106	39	512	834	42
1993	4.04	16	6	48	1445.1	1379	694	649	105	44	571	985	76
1994	4.23	5	6	38	1031.2	1018	532	485	95	33	392	717	60
1995	4.49	11	10	37	1288.0	1323	691	642	142	38	503	763	45
1996	4.55	17	8	35	1450.0	1563	786	733	176	56	460	926	56
1997	4.70	11	5	29	1443.0	1530	820	753	186	54	531	961	62
1998	5.15	6	5	46	1436.1	1590	899	822	196	60	568	999	72
1999	5.35	11	3	29	1420.2	1607	921	844	202	68	643	831	60
2000	5.48	10	6	29	1439.1	1585	930	876	<b>239</b>	42	<b>693</b>	927	77
2001	4.87	5	1	30	1440.0	1537	858	779	209	61	576	911	73
2002	5.21	12	6	30	1441.0	1587	891	834	212	52	572	909	68
2003	5.05	7	10	36	1438.2	1569	867	808	190	66	566	865	60
2004	5.15	6	3	25	1420.1	1638	905	813	208	56	518	887	60
2005	5.49	4	4	25	1413.1	1640	935	862	178	<b>74</b>	580	924	69
2006	5.65	3	5	35	1426.1	<b>1648</b>	<b>971</b>	<b>896</b>	213	60	637	904	85
2007	4.48	2	6	36	1437.1	1547	778	716	168	41	520	993	56
2008	4.48	2	8	44	1445.2	1473	781	720	159	41	515	1085	68
2009	4.83	10	9	34	1426.0	1486	842	765	166	51	600	1153	<b>89</b>
2010	4.97	7	3	44	1436.2	1553	845	794	176	47	551	1035	55
2011	4.44	2	6	37	1451.1	1487	762	716	163	58	557	1080	69
2012	4.30	2	12	44	1451.1	1504	746	693	163	60	542	1177	49
2013	3.45	5	12	52	1448.1	1366	601	555	155	41	469	1208	60
2014	3.51	3	14	53	1450.2	1386	624	565	128	56	440	1168	58
2015	3.73	2	8	<b>56</b>	1452.0	1372	641	601	155	52	489	1160	62
2016	4.21	3	7	41	1440.0	1433	712	674	206	60	517	<b>1287</b>	55
2017	4.61	1	6	39	1437.2	1480	791	737	196	52	519	1216	48
2018	4.94	2	8	33	1432.0	1542	833	786	205	51	549	1157	68

Team records in bold.



Dennis Leonard led the 1976 Royals pitching staff that set the franchise record for ERA and innings.



Greg Holland notched 32 of Kansas City's club record 56 saves during the 2015 season.

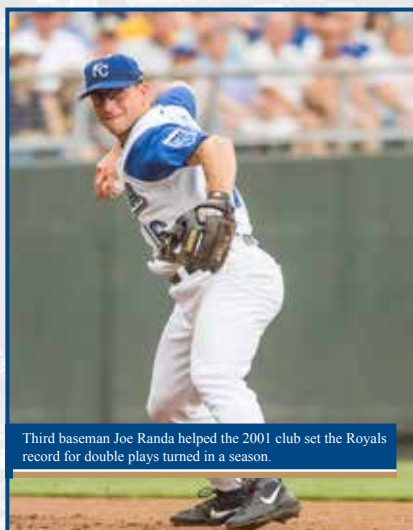


## YEAR-BY-YEAR FIELDING

YEAR	PCT.	G	PO	A	E	TC	DP	PB
1969	.975	163	4394	1659	157	6210	114	17
1970	.976	162	4391	1708	152	6251	162	16
1971	.979	161	4261	1807	132	6200	178	11
1972	.981	154	4144	1762	116	6022	164	17
1973	.974	162	4353	1912	167	6432	192	8
1974	.976	162	4415	1875	152	6442	166	29
1975	.976	162	4370	1831	155	6356	151	13
1976	.978	162	4417	1858	139	6414	147	9
1977	.978	162	4382	1788	137	6307	145	13
1978	.976	162	4317	1676	150	6143	153	11
1979	.977	162	4345	1777	145	6267	160	15
1980	.978	162	4378	1820	141	6339	150	15
1981	.982	103	2767	1100	72	3939	94	7
1982	.979	162	4293	1743	127	6163	140	6
1983	.974	163	4313	1816	165	6294	178	4
1984	.979	162	4332	1860	131	6323	157	3
1985	.980	162	4383	1907	127	6417	160	10
1986	.980	162	4322	1757	123	6202	153	16
1987	.979	162	4272	1853	131	6256	151	17
1988	.980	161	4285	1714	124	6123	147	12
1989	.982	162	4355	1761	114	6230	139	12
1990	.980	161	4262	1598	122	5982	161	13
1991	.980	162	4398	1694	125	6217	141	11
1992	.980	162	4342	1748	122	6212	164	14
1993	.984	162	4336	1709	97	6142	150	14
1994	.982	115	3095	1253	80	4428	102	5
1995	.984	144	3864	1660	90	5614	168	11
1996	.982	161	4350	1704	111	6165	184	11
1997	.985	161	4329	1630	91	6050	168	14
1998	.980	161	4309	1689	125	6123	172	11
1999	.980	161	4262	1727	125	6114	188	10
2000	.983	162	4318	1751	102	6171	185	7
2001	.981	162	4320	1801	117	6238	204	10
2002	.979	162	4323	1702	130	6155	153	8
2003	.982	162	4316	1704	108	6128	143	8
2004	.978	162	4261	1635	131	6027	169	17
2005	.979	162	4240	1646	125	6011	163	5
2006	.984	162	4279	1660	98	6037	189	10
2007	.982	162	4312	1553	106	5971	160	5
2008	.984	162	4337	1548	96	5981	159	8
2009	.981	162	4278	1569	116	5963	159	14
2010	.980	162	4310	1588	121	6019	138	11
2011	.985	162	4354	1700	95	6149	149	8
2012	.981	162	4354	1622	113	6089	171	11
2013	.986	162	4345	1520	85	5950	136	6
2014	.983	162	4352	1512	104	5968	122	6
2015	.985	162	4356	1611	88	6055	138	5
2016	.984	162	4320	1526	94	5940	134	7
2017	.987	162	4313	1524	79	5916	145	11
2018	.987	162	4296	1529	77	5902	142	10



Five-time Rawlings Gold Glove winner Salvador Perez has helped Kansas City set the franchise record for fielding percentage in each of the last two seasons.



Third baseman Joe Randa helped the 2001 club set the Royals record for double plays turned in a season.

**CLUB RECORDS**

(Does not include strike-shortened season yearly totals)

Best Record, Overall	102-60	1977
Worst Record, Overall	56-106	2005
Most Games Won	102	1977
Most Games Lost	106	2005
Highest Winning Percentage	.630	1977
Lowest Winning Percentage	.346	2005
Best Record, Home	56-25 (2x)	1978, 1982
Worst Record, Home	29-51	1998
Best Record, Away	48-33	1980
Worst Record, Away	22-59	2005
Wins Over One Club, Home	9	Minnesota (2016)
Losses to One Club, Home	9	Detroit (2006)
Wins Over One Club, Away	8 (5x)	Chicago (1973) California (1975) Cleveland (2003) Minnesota (2013) Chicago (2014)
Losses to One Club, Away	9	Cleveland (2016)
Most Total Wins Over One Club	15 (2x)	Minnesota (2013, 2016)
Most Total Losses to One Club	14 (4x)	Chicago (2001) Minnesota (2002) Detroit (2006) Cleveland (2016)
Most Shutouts Participated	33	1971
Most Shutouts Won	16	1972
Most Shutouts Lost	18 (2x)	1971, 1989
Most Shutouts Won, Home	12	1972
Most Shutouts Lost, Home	9	1971
Most Shutouts Won Away	10	2014
Most Shutouts Lost, Away	10 (2x)	1972, 1989
Most Shutouts Over One Team	5	Milwaukee (1974)
Most Shutouts by Opponent	6	Cleveland (2017)
Best Winning Percentage, Season Series	1.000	Baltimore (12-0) (1988)
Most One-Run Games Played	70	1993
Most One-Run Games Won	38	1993
Fewest One-Run Games Won	11 (2x)	1999, 2001
Most One-Run Games Lost	33	1970
Fewest One-Run Games Lost	12	1980
Most One-Run Victories, Home	21 (2x)	1977, 1993
Fewest One-Run Victories, Home	2	2009
Most One-Run Victories, Away	17	1993
Fewest One-Run Victories, Away	1	2001
Most One-Run Losses, Home	16 (2x)	1993, 2005
Fewest One-Run Losses, Home	4 (2x)	2001, 2004
Most One-Run Losses, Away	21 (2x)	1970, 1992
Fewest One-Run Losses, Away	6	1980
Best Homestand (9+ games)	8-1 (2x)	Sept. 14-21, 1977 July 19-27, 1978
Fewer than 9 games	8-0	Sept. 2-8, 1985
	7-0	June 2-8, 1988
	6-0	May 27-June 1, 2016
Worst Homestand (10+ games)	0-10	April 13-23, 2012
9 games or less	0-8 (2x)	Aug. 5-14, 2005 June 12-20, 2018
Most Games Won, Homestand	12	July 25-Aug. 7, 1994 (12-2)
Most Games Lost, Homestand	11	Aug. 26-Sept. 8, 1974 (2-11)
Best Trip	7-0	Sept. 5-11, 1977
Fewer than 7 games	3-0 (6x)	April 13-15, 1973 April 7-10, 1977 May 25-27, 1979 Aug. 18-20, 1980 Sept. 28-30, 1981 July 28-30, 2008

## SINGLE SEASON RECORDS (CONT.)

Worst Trip (7+ games)	0-9 (3x)	June 27-July 6, 1986
		April 14-23, 2000
		April 11-19, 2006
Fewer than 7 games	0-6 (8x)	April 18-23, 1972
		Sept. 22-28, 1980
		April 6-12, 1992
		June 30-July 6, 1997
		July 23-28, 2002
		May 24-29, 2005
		May 12-18, 2006
		April 22-28, 2011
Most Games Won, Trip	10	Aug. 29-Sept. 10, 1975 (10-5)
Most Games Lost, Trip	11	Aug. 28-Sept. 9, 1990 (2-11)
Most Extra-Inning Games, Played	22	1970
Most Extra-Inning Games, Won	14	1970
Most Extra-Inning Games, Lost	12 (2x)	1969, 2002
Best Extra-Inning Record	11-4	2013
Most Doubleheaders Won	7 (2x)	1970, 1971
Best Doubleheader Record	5-1-3	1973
Most 1-0 Victories	5	1972
Most 1-0 Losses	4 (3x)	1971, 1989, 1992
Most Wins vs. RHP Starters	72	1977
Most Losses vs. RHP Starters	80	1999
Most Wins vs. LHP Starters	37	1980
Most Losses vs. LHP Starters	38	2005
Most Players Used, Season	58	2004
Fewest Players Used, Season	31	1994
Most Pitchers Used, Season	31	2006
Fewest Pitchers Used, Season	13 (4x)	1974, 1977, 1984, 1986

### CLUB BATTING

Highest Batting Average	.288	2000
Lowest Batting Average	.240	1969
Most At Bats	5,714	1980
Fewest At Bats	5,295 in 161 games	1971
	5,167 in 154 games	1972
Most Runs	879	2000
Fewest Runs	586 in 163 games	1969
	580 in 154 games	1972
Most Opponent Runs	971	2006
Fewest Opponent Runs	566 in 161 games	1971
	545 in 154 games	1972
Most Total Bases	2,440	1977
Fewest Total Bases	1,848 in 163 games	1969
	1,823 in 154 games	1972
Most Hits	1,644	2000
Fewest Hits	1,311 in 163 games	1969
Most Singles	1,193	1980
Fewest Singles	883	2018
Most Doubles	335	2006
Fewest Doubles	179 in 163 games	1969
Most Triples	79	1979
Fewest Triples	24	2017
Most Home Runs	193	2017
Fewest Home Runs	65	1976
Most Home Runs, Home	88 (3x)	1997, 2002, 2017
Fewest Home Runs, Home	23	1971
Most Home Runs, Away	105	2017
Fewest Home Runs, Away	28	1976
Runs Batted In	831	2000
Highest Slugging Percentage	.436	1977
Lowest Slugging Percentage	.338	1969
Most Stolen Bases	218	1976
Most Times Caught Stealing	106	1976
Most Times Stole Home	9	1996
Most Times GDP	160	2017
Fewest Times GDP	95	1978
Most Sacrifice Hits	72	1972
Most Sacrifice Flies	76	1979
Most Grand Slams	7 (2x)	1991, 2004
Most Pinch Hit At Bats	236	1969
Most Pinch Hits	49	1991
Fewest Pinch Hits	5	2011
Most Pinch Hit RBI	33	1977
Best Pinch Hit Average	.303	1983
Most Pinch Hit Home Runs	6	1995

Most DH Hits	205	1977
Fewest DH Hits	112	2017
Most DH RBI	136	1982
Best DH Average	313 (2x)	1982, 1983
Most Strikeouts	1,310	2018
Fewest Strikeouts	644	1978
Most Walks	644	1973
Fewest Walks	380	2014
Most Runners LOB	1,209	1980
Fewest Runners LOB	1,005	2017
Most Times HBP	89	2007
Fewest Times HBP	21	1970

**CLUB PITCHING**

Lowest ERA	3.21	1976
Highest ERA	5.65	2006
Most Complete Games	54	1974
Fewest Complete Games	1	2017
Most Strikeouts	1,287	2016
Fewest Strikeouts	593	1983
Most Walks	693	2000
Fewest Walks	433 in 162 games	1984
	405 in 154 games	1972
Games With No Walks	17 (2x)	1992, 1996
Most Hits	1,648	2006
Fewest Hits	1,301 in 161 games	1971
	1,293 in 154 games	1972
Most Runs	971	2006
Fewest Runs	566 in 161 games	1971
	545 in 154 games	1972
Most Saves	56	2015
Fewest Saves	17	1974

**CLUB FIELDING**

Highest Fielding Percentage	987 (2x)	2017, 2018
Lowest Fielding Percentage	974 (2x)	1973, 1983
Fewest Errors	77	2018
Most Errors	167	1973
Most Double Plays	204	2001
Fewest Double Plays	114 in 163 games	1969
Five or More Double Plays, Game	3	1971 (Tied AL Record)
Most Errorless Games	98 (2x)	2017, 2018
Fewest Passed Balls	3	1984

**INDIVIDUAL BATTING**

Highest Average	.390	George Brett (1980)
Highest Slugging Percentage	.664	George Brett (1980)
Most Games Played	162 (8x)	Al Cowens (1977)
		Hal McRae (1977)
		Carlos Beltran (2002)
		Billy Butler (2013)
		Alcides Escobar (2014, 2016, 2017)
		Eric Hosmer (2017)
Most Games Played by Rookie	161	Kevin Seitzer (1987)
Most At Bats	705	Willie Wilson (1980)
Most Plate Appearances	745	Willie Wilson (1980)
Most Runs	136	Johnny Damon (2000)
Most Hits	230	Willie Wilson (1980)
RH Batter	207	Kevin Seitzer (1987)
LH Batter	215	George Brett (1976)
Switch Hitter	230	Willie Wilson (1980)
At Home	121	George Brett (1979)
On Road	120	Willie Wilson (1980)
Most Total Bases	363	George Brett (1979)
Most Singles	184	Willie Wilson (1980)
Most Doubles	54	Hal McRae (1977)
Most Triples	21	Willie Wilson (1985)
Most Home Runs:		
RH Batter	36	Steve Balboni (1985)
LH Batter	38	Mike Moustakas (2017)
Home	21 (2x)	Chili Davis (1997)
		Dean Palmer (1998)
Road	24	Mike Moustakas (2017)
Most Extra-Inning Home Runs	3	Raul Ibanez (2002)
Most Grand Slams	3 (2x)	Danny Tartabull (1988)



## SINGLE SEASON RECORDS (CONT.)

.....	.....	Yuniesky Betancourt (2010)
Most RBI	144	Mike Sweeney (2000)
Most Multi-Hit Games	71	Willie Wilson (1980)
Most Games, 3+ Hits	29	George Brett (1976)
Most Games, 4+ Hits	9	Johnny Damon (2000)
Best Pinch Hit Average (min. 10 at bats)	.550	Kevin Seitzer (11-for-20) (1991)
Most Pinch Hits	15	Hal McRae (1986)
Most Stolen Bases	83	Willie Wilson (1979)
Most Strikeouts	172	Bo Jackson (1989)
Fewest Strikeouts (min. 502 plate appearances)	.22	George Brett (1980)
Most Walks	122	John Mayberry (1973)
Most Intentional Walks	31	George Brett (1985)
Most Sacrifice Hits	21	Tom Goodwin (1996)
Most Sacrifice Flies	13 (3x)	Darrell Porter (1979)
.....	.....	Dean Palmer (1998)
.....	.....	Mike Sweeney (2000)
Most Times HBP	23	David DeJesus (2007)
Most Times GDP	32	Billy Butler (2010)
Fewest Times GDP (min. 500 at bats)	1	Willie Wilson (1979)

### INDIVIDUAL FIELDING

#### Double Plays by Position:

First Baseman	156	John Mayberry (1973)
Second Baseman	123	Frank White (1983)
Shortstop	115	Fred Patek (1973)
Third Baseman	41	Mike Moustakas (2012)
Outfielder	7 (2x)	Mark Teahen (2007)
.....	.....	Melky Cabrera (2011)
Catcher	15	Darrell Porter (1979)
Pitcher	9	Dick Drago (1971)

#### Assists:

Pitcher	55	Charlie Leibrandt (1987)
Catcher	90	Salvador Perez (2015)
First Baseman	147	Jeff King (1997)
Second Baseman	490	Frank White (1985)
Third Baseman	373	George Brett (1979)
Shortstop	510	Freddie Patek (1972)
Outfielder	20	Alex Gordon (2011)

### INDIVIDUAL PITCHING

Games	84	Dan Quisenberry (1985)
Games by Rookie	76	Kelvin Herrera (2012)
Complete Games	21	Dennis Leonard (1977)
Starts	40	Dennis Leonard (1978)
Games Finished	76	Dan Quisenberry (1985)
Shutouts	6	Roger Nelson (1972)
Wins	23	Bret Saberhagen (1989)
Wins vs. One Club	5 (2x)	Paul Splittorff vs. Chicago (5-0) (1973)
.....	.....	Steve Busby vs. California (5-0) (1974)
Relief Wins	12	Dan Quisenberry (1980)
Win Percentage, Starter	.821	Bret Saberhagen (23-5) (1989)
Losses	19 (2x)	Paul Splittorff (1974)
.....	.....	Darrell May (2004)
Innings Pitched	294.2	Dennis Leonard (1978)
Most Runs Allowed	140	Jose Lima (2005)
Most Earned Runs Allowed	131	Jose Lima (2005)
Most Hits Allowed	284	Steve Busby (1974)
Most Walks Allowed	120	Mark Gubicza (1987)
Complete Games, No Walks	5 (2x)	Dick Drago (1971)
.....	.....	Paul Byrd (2002)
Most Strikeouts	244	Dennis Leonard (1977)
Best ERA, Starter	2.08	Bret Saberhagen (1989)
Best ERA, Reliever	0.94	Wade Davis (2015)
Most HR Allowed	38	Darrell May (2004)
Most Saves	47	Greg Holland (2013)
Most Saves by Rookie	27	Mike MacDougal (2003)
Most Saves vs. One Club	8 (3x)	Jeff Montgomery vs. Milwaukee (1991)
.....	.....	Greg Holland vs. Detroit (2013)
.....	.....	Wade Davis vs. Chicago (2016)
Most Hit Batsmen	15	Jakob Junis (2018)
Most Wild Pitches	18	Dan Reichert (2000)
Most Balks	7	Buddy Black (1982)

**CLUB GENERAL**

Players Used.....	27 (ML record for 9 innings)	.....	at California, Sept. 10, 1969
Players Used by Opponent.....	27	.....	at Minnesota, Sept. 29, 1970 (12 innings)
Players Used, Both Teams, 9 Innings	45	.....	Arizona (24) at Kansas City (21), Oct. 1, 2017
Players Used, Both Teams, Extra Innings	49	.....	Kansas City (22) at Minnesota (27), Sept. 29, 1970 (12 innings)
Longest Game, 9 Innings, Home	4:16	.....	vs. Chicago, Sept. 16, 2014
Longest Game, 9 Innings, Away	4:01	.....	at New York, Aug. 4, 2007
Shortest Game, 9 Innings, Home	1:42	.....	Seattle, Sept. 26, 1978
Shortest Game, Home	1:22	.....	Minnesota, June 29, 1987 (5 innings)
Shortest Game, 9 Innings Away	1:35	.....	at Oakland, Sept. 28, 1971
Shortest Game, Away	0:48	.....	at Baltimore, July 30, 1971 (4 1/2 innings)
Longest Game, Extra Innings, Home	6:28	.....	Texas, June 6, 1991 (18 innings)
Longest Game, Extra Innings, Away	5:21	.....	at St. Louis, June 20, 2007 (14 innings)
Shortest Game, Extra Innings, Home	2:17	.....	Boston, June 11, 1979 (10 innings)
Shortest Game, Extra Innings, Away	2:01	.....	at Chicago, Sept. 27, 1973 (10 innings)
Longest Game, Innings, Home	18 (2x)	.....	Texas, May 17, 1972
.....	.....	.....	Texas, June 6, 1991
Longest Game, Innings, Away	16	.....	at New York, Aug. 27, 1972 (2nd game)
Longest 1-0 Win	15 innings	.....	vs. Minnesota, May 23, 1981
Longest 1-0 Loss	14 innings	.....	at Cleveland, July 23, 1992
Largest Winning Margin	21 (26-5)	.....	at Detroit, Sept. 9, 2004 (1st game)
Largest Losing Margin	18 (3x)	.....	vs. Oakland, June 18, 2000 (3-21)
.....	.....	.....	vs. Minnesota, July 26, 2010 (1-19)
.....	.....	.....	vs. Cleveland, May 16, 2011 (1-19)
Largest Shutout Victory	16-0	.....	vs. Oakland, June 25, 1984
Largest Shutout Loss	0-17 (2x)	.....	vs. Detroit, July 19, 1991
.....	.....	.....	at Minnesota, Sept. 2, 2017

**CLUB BATTING**

Fewest At Bats (non-shortened game)	20	.....	vs. Toronto, April 6, 1989
Runs Scored	26	.....	at Detroit (5), Sept. 9, 2004 (1st game)
Runs Scored, Opponent	22	.....	vs. Boston, April 12, 1994
Runs Scored, Both Teams	33	.....	Boston (22) at Kansas City (11), April 12, 1994
Runs Scored, Two Players	10 (2x)	.....	Joe Randa (6) and Angel Berroa (4)
.....	.....	.....	Joe Randa (6) and David DeJesus (4) at Detroit, Sept. 9, 2004 (1st game) (tied AL record)
Scored in Every Inning	.....	.....	vs. Oakland, Sept. 14, 1998
RBI	25	.....	at Detroit, Sept. 9, 2004 (1st game)
RBI, Opponent	21	.....	vs. Oakland, June 18, 2000
RBI, Both Teams	30 (2x)	.....	Boston (19) at Kansas City (11), April 12, 1994
.....	.....	.....	Kansas City (25) at Detroit (5), Sept. 9, 2004 (1st game)
Hits	26	.....	at Detroit, Sept. 9, 2004 (1st game)
Hits, Opponent	27	.....	vs. Detroit, May 27, 2004
Hits, Both Teams	40 (2x)	.....	Kansas City (20) at Minnesota (20), Sept. 29, 1970
.....	.....	.....	Kansas City (14) at New York (26), Aug. 27, 1972 (2nd game)
Singles	20	.....	at Minnesota, June 24, 1990
Singles, Extra Innings	21	.....	vs. Detroit, July 29, 1995 (16 innings)
Singles, Opponent	20	.....	vs. Detroit, Sept. 6, 2013
Singles, Both Teams	36	.....	Kansas City (18) at Minnesota (18), Sept. 29, 1970
Doubles	11	.....	vs. New York, Aug. 11, 2003
Doubles, Opponent	8 (8x)	.....	at Seattle, May 11, 1996
.....	.....	.....	at Seattle, May 12, 1996
.....	.....	.....	vs. New York, Aug. 11, 2003
.....	.....	.....	vs. Detroit, May 27, 2004
.....	.....	.....	vs. New York Mets, June 11, 2004
.....	.....	.....	vs. Toronto, July 20, 2010
.....	.....	.....	vs. Detroit, July 10, 2014
.....	.....	.....	vs. Boston, June 21, 2015
Doubles, Both Teams	19	.....	New York (8) at Kansas City (11), Aug. 11, 2003 (AL Record)
Triples	5 (2x)	.....	vs. Minnesota, Aug. 7, 1974 (2nd game)
.....	.....	.....	vs. Chicago, June 4, 1978
Triples, Opponent	4	.....	vs. Boston, Aug. 24, 1971
Triples, Both Teams	6	.....	Boston (4) at Kansas City (2), Aug. 24, 1971
Home Runs	6 (2x)	.....	at Detroit, July 14, 1991
.....	.....	.....	at Seattle, May 21, 2003
Home Runs, Opponent	6 (11x)	.....	at Boston, May 28, 1977
.....	.....	.....	vs. Texas, July 21, 1998
.....	.....	.....	vs. Minnesota, April 9, 2000
.....	.....	.....	vs. Tampa Bay, Aug. 10, 2002
.....	.....	.....	vs. Chicago, July 30, 2003
.....	.....	.....	at Seattle, Aug. 27, 2004
.....	.....	.....	vs. Tampa Bay, June 11, 2006
.....	.....	.....	vs. Oakland, May 10, 2007
.....	.....	.....	vs. Detroit, June 16, 2016
.....	.....	.....	at Detroit, Sept. 5, 2017
.....	.....	.....	vs. Chicago, March 29, 2018

## SINGLE GAME RECORDS (CONT.)

Home Runs, Both Teams	9 (5x)	Kansas City (3) at Boston (6), May 28, 1977 Kansas City (6) at Detroit (3), July 14, 1991 Kansas City (3) vs. Minnesota (6), April 9, 2000 Kansas City (5) at Cleveland (4), June 30, 2001 Kansas City (3) at Seattle (6), Aug. 27, 2004 Kansas City vs. Minnesota, April 9, 2000
Back-to-Back-to-Back Home Runs, Both Teams		MIN: Ron Coomer, Jacque Jones, Matt Lecroy, 6th inning; KC: Carlos Beltran, Jermaine Dye, Mike Sweeney, 8th inning (ML record)
Extra Base Hits	12 (2x)	at Chicago, May 13, 1979 (9 2B, 1 3B, 2 HR) at Colorado, July 3, 2011 (9 2B, 3 HR)
Extra Base Hits, Opponent	13	vs. Boston, June 21, 2015 (8 2B, 2 3B, 3 HR)
Extra Base Hits, Both Teams	21	New York (10) at Kansas City (11), Aug. 11, 2003
Total Bases	40	at Detroit, July 14, 1991 (14 1B, 1 2B, 6 HR)
Total Bases, Opponent	41	vs. Detroit, May 27, 2004 (17 1B, 8 2B, 2 HR)
Hit by Pitch	5	at Texas, Sept. 3, 1989
HBP, Both Teams	7 (2x)	Kansas City (5) at Texas (2), Sept. 3, 1989 Kansas City (3) vs. Minnesota (4), April 13, 1971
Left on Base, 9 Innings	17 (2x)	at California, May 26, 1972 at Seattle, Sept. 15, 1984
LOB, Opponent, 9 Innings	18	vs. Cleveland, May 1, 1985
LOB, Both Teams, 9 Innings	28	Kansas City (15) at Chicago (13), April 21, 1974
Fewest LOB	0 (5x)	vs. Cleveland, July 18, 1970 at Detroit, July 6, 1990 vs. Chicago, July 14, 1996 at Pittsburgh, June 2, 2000 at Minnesota, July 30, 2007
Fewest LOB, Opponent	0 (15x)	last: vs. Baltimore, Aug. 24, 2015
Fewest LOB, Both Teams	3 (5x)	latest: at California, Sept. 9, 1985
LOB, Extra Innings	25	vs. Texas, June 6, 1991 (18 innings), Tied AL Record
LOB, Extra Innings, Opponent	20 (2x)	vs. Texas, June 6, 1991 (18 innings) at Cleveland, Sept. 29, 2012 (14 innings)
LOB, Extra Innings, Both Teams	45	Kansas City (25) vs. Texas (20), June 6, 1991 (18 innings) Tied ML Record
Fewest LOB, Extra Innings	2 (5x)	at Cleveland, May 10, 1995 (10 innings) at Toronto, April 21, 2010 (10 innings) vs. Texas, Sept. 22, 2013 (10 innings) vs. Cleveland, July 24, 2014 (14 innings) at Toronto, July 31, 2015 (11 innings) at Toronto, May 29, 2014 (10 innings)
Fewest LOB, Extra Innings, Opponent	1	Kansas City (2) at Toronto (3), April 21, 2010 (10 innings)
Fewest LOB, Extra Innings, Both Teams	5	vs. Seattle, Sept. 14, 1991 vs. California, Sept. 28, 1991
Pinch-Hitters Used	7 (2x)	vs. Seattle, Sept. 14, 1991 vs. California, Sept. 28, 1991
Designated Hitters Used	4 (4x)	last: vs. Minnesota, Sept. 29, 2016
Pinch-Runners Used	4 (2x)	vs. Oakland, Sept. 15, 1977 (1st game, 11 innings) at Baltimore, April 18, 1989 (13 innings)
Catchers Used, Extra Inning Game	4	vs. Chicago (Martinez, Taylor, Healy, Kirkpatrick), Sept. 21, 1973 (12 innings, tied Major League record)
Catchers Used, Extra Innings, Both Clubs	6	Chicago (2) vs. Kansas City (4), Sept. 21, 1973 (12 innings, tied Major League record)
Strikeouts, 9 Innings	18	at Toronto, Aug. 25, 1998
Strikeouts Extra Innings	18	at California, May 8, 1996 (14 innings)
Walks Received	15	at Chicago, Sept. 4, 1975
Intentional Walks Received, 9 Innings	3 (19x)	last: vs. Chicago, Aug. 17, 2012
Intentional Walks Received, Extra Innings	6	vs. Texas, June 6, 1991 (18 innings)
Stolen Bases	8	vs. Baltimore, Aug. 1, 1998

## CLUB PITCHING

Pitchers Used, 9 Innings	9 (2x)	vs. Chicago White Sox, Sept. 16, 2014 vs. Chicago White Sox, March 29, 2018
Pitchers Used, Opponent, 9 Innings	8 (8x)	last: vs. Arizona, Oct. 1, 2017
Pitchers Used, Extra Innings	9 (3x)	vs. Chicago, July 13, 2012 (14 innings) at Cleveland, Sept. 29, 2012 (14 innings) vs. Atlanta, May 5, 2016 (13 innings)
Pitchers Used, Extra Innings, Opponent	9 (3x)	vs. Chicago, July 13, 2012 (14 innings) at Cleveland, Sept. 29, 2012 (14 innings) vs. Minnesota, Sept. 27, 2016 (11 innings)
Pitchers Used, Both Teams, 9 Innings	15	Chicago (6) at Kansas City (9), Sept. 16, 2014
Pitchers Used, Extra Innings Both Teams	18 (2x)	Chicago (9) at Kansas City (9), July 13, 2012 (14 innings) Kansas City (9) at Cleveland (9), Sept. 29, 2012 (14 innings)
Strikeouts, 9 Innings	17 (2x)	vs. Cleveland, Sept. 16, 2013 at Tampa Bay, Aug. 1, 2016
Strikeouts, Extra Innings	17 (3x)	vs. Cleveland, May 2, 1970 (17 innings) vs. Chicago, May 25, 1986 (17 innings) vs. Atlanta, May 15, 2016 (13 innings)
Walks	14 (4x)	at Minnesota, Sept. 10, 1976 at New York, May 14, 1980 vs. Florida, June 10, 2002 (14 innings) vs. Minnesota, Aug. 5, 2006
Hit Batsmen	4 (7x)	last: vs. St. Louis, Aug. 12, 2018

**CLUB FIELDING**

Double Plays	6 (3x)	vs. Oakland, May 14, 1971 at Baltimore, May 6, 1972 vs. Toronto, April 30, 2009 (tied AL record)
Double Plays, Opponent	6 (2x)	vs. Oakland, Sept. 13, 1970 (1st game, 11 innings) at Cleveland, April 21, 2009 (tied AL record)
Double Plays, Both Teams	9	Oakland (3) at Kansas City (6), May 14, 1971
Triple Plays	1 (6x)	at Texas, Aug. 13, 1972 at New York, May 3, 1985 vs. Boston, July 4, 1988 vs. Oakland, May 14, 1994 at Baltimore, April 3, 1996 vs. Tampa Bay, June 11, 2006 at Baltimore, Aug. 6, 1969 vs. California, June 26, 1970 vs. Baltimore, June 3, 1977 at Oakland, June 19, 1979 vs. Toronto, April 20, 2012
Errors	8	at Oakland, May 13, 1974
Errors, Opponent	7 (2x)	at Texas, May 24, 1976 at Oakland, July 24, 1976
Errors, Both Teams	9	Kansas City (2) at Texas (7), May 24, 1976

**INDIVIDUAL BATTING**

Hits	6 (3x)	Bob Oliver at California, May 4, 1969 (4 1B, 2B, HR) Kevin Seitzer vs. Boston, Aug. 2, 1987 (3 1B, 2B, 2 HR) Joe Randa at Detroit (1st game), Sept. 9, 2004 (5 1B, 2B) (all tied AL record)
Hits, Pitcher	3 (2x)	Paul Splittorff vs. Oakland, May 19, 1972 Steve Busby at California, Sept. 20, 1972
Runs Scored	6	Joe Randa at Detroit, Sept. 9, 2004 (1st game) (tied ML record)
At Bats, 9 Innings	7 (2x)	Joe Randa at Detroit, Sept. 9, 2004 (1st game) Whit Merrifield at Detroit, July 26, 2017 (both tied AL record)
At Bats, Extra Innings	8 (13x)	last: Jose Offerman, Hal Morris and Dean Palmer, vs. Milwaukee, June 10, 1998 (15 innings) Bob Oliver at California, May 4, 1969 Kevin Seitzer vs. Boston, Aug. 2, 1987
Best Perfect Day	6-for-6 (2x)	Kevin Seitzer vs. Boston, Aug. 2, 1987 Fred Patek at Minnesota, July 9, 1971 John Mayberry vs. Chicago, Aug. 5, 1977 George Brett vs. Baltimore, May 28, 1979 (2 HR) Frank White at California, Sept. 26, 1979 Frank White vs. Detroit, Aug. 3, 1982 George Brett at Toronto, July 25, 1990
Hit For Cycle	6x	George Brett at Toronto, July 25, 1990
Combined Hits and Runs	12	Joe Randa (6 hits, 6 runs) at Detroit, Sept. 9, 2004 (1st game)
Singles	5 (10x)	George Brett vs. California, Sept. 9, 1976 (10 innings) Hal McRae at Chicago, Aug. 2, 1980 Hal McRae at Texas, May 29, 1982 Willie Wilson at Baltimore, May 13, 1987 (12 innings) Kevin Seitzer at California, July 4, 1991 Wally Joyner vs. Detroit, July 16, 1994 Vince Coleman vs. Detroit, July 29, 1995 (16 innings) Joe Randa at Detroit, Sept. 9, 2004 (1st game) Angel Berroa vs. New York, Sept. 13, 2004 Billy Butler vs. Seattle, Sept. 5, 2013 (13 innings)
Doubles	4	Johnny Damon, vs. Chicago (NL), July 18, 2000
Triples	2 (29x)	last: Omar Infante vs. Baltimore, Aug. 24, 2015
Home Runs	3 (9x)	John Mayberry at Texas, July 1, 1975 Tony Solaita at California, Sept. 7, 1975 (11 innings) John Mayberry at Toronto, June 1, 1977 George Brett at Texas, July 22, 1979 George Brett at Detroit, April 20, 1983 Bo Jackson at New York, July 17, 1990 Danny Tartabull vs. Oakland, July 6, 1991 Kendrys Morales at Detroit, Sept. 20, 2015 Lorenzo Cain at New York, May 10, 2016 Kendrys Morales at Detroit, Sept. 20, 2015 George Brett vs. Baltimore, May 28, 1979
Total Bases	15	Kendrys Morales at Detroit, Sept. 20, 2015
Total Bases, Extra Innings	14	George Brett vs. Baltimore, May 28, 1979
Extra Base Hits	4 (5x)	Hal McRae vs. Cleveland, Aug. 27, 1974, (1st game) (3 2B, 1 HR) Lonnie Smith at California, Sept. 18, 1986 (3 2B, 1 3B) Johnny Damon vs. Chicago (NL), July 18, 2000 (4 2B) David Lough at Minnesota, June 30, 2013 (3 2B, 1 HR) Kendrys Morales at Detroit, Sept. 20, 2015 (1 3B, 3 HR)
Extra Base Hits, Extra Innings	4	George Brett vs. Baltimore, May 28, 1979 (1 2B, 1 3B, 2 HR)
RBI	9	Mike Moustakas at Baltimore, Sept. 12, 2015



## SINGLE GAME RECORDS (CONT.)

Walks	5 (2x)	Alex Gordon at Oakland, July 30, 2008 Alex Gordon at St. Louis, June 17, 2012 (15 innings)
Strikeouts	5 (4x)	Bo Jackson at New York, April 18, 1987 Greg Gagne vs. Boston, Aug. 28, 1993 Bob Hamelin at Toronto, May 24, 1995 Salvador Perez at Chicago White Sox, Aug. 19, 2018
Stolen Bases	5	Amos Otis vs. Milwaukee, Sept. 7, 1971
Steal of Home	1 (45x)	last: Alex Rios vs. Pittsburgh, July 20, 2015

### INDIVIDUAL PITCHING

Strikeouts	16	Danny Duffy, at Tampa Bay, Aug. 1, 2016
Walks	9 (3x)	Dick Drago, vs. Milwaukee, May 22, 1970 Dan Reichert, vs. New York, Sept. 7, 2000 Runelvys Hernandez, vs. Minnesota, Aug. 5, 2006
Home Runs	5 (2x)	Sean O'Sullivan at Texas, May 28, 2011 Chris Young, at New York, May 9, 2016 Jakob Junis vs. Chicago White Sox, April 26, 2018
Balks	2 (11x)	last: Luke Hochevar vs. Cleveland, April 20, 2011
Innings	13.0	Larry Gura vs. Oakland, May 21, 1980

### INDIVIDUAL FIELDING

Double Plays:		
First Baseman	6 (3x)	Bob Oliver vs. Oakland, May 14, 1971 John Mayberry at Baltimore, May 6, 1972 Billy Butler vs. Toronto, April 30, 2009
Second Baseman	5 (3x)	Frank White vs. Boston, Aug. 12, 1986 Jose Offerman at Baltimore, Aug. 28, 1998 Donnie Murphy at Chicago, Sept. 24, 2004
Third Baseman	3 (6x)	Paul Schaal vs. Cleveland, April 25, 1971 Cookie Rojas vs. Texas, May 15, 1977 George Brett vs. Boston, April 12, 1983 Greg Pryor vs. Minnesota, Sept. 5, 1984 Joe Randa vs. Arizona, June 10, 2001 Mike Moustakas vs. Cleveland, July 2, 2013
Shortstop	5 (5x)	Fred Patek at Baltimore, May 6, 1972 Fred Patek vs. Texas, Aug. 2, 1974 Mendy Lopez at Baltimore, Aug. 28, 1998 Alcides Escobar at Los Angeles, June 12, 2011 Adalberto Mondesi vs. Boston, July 8, 2018
Putouts:		
Outfielder	10 (4x)	Amos Otis vs. Texas, May 1, 1979 Carlos Beltran at Chicago, Sept. 17, 1998 Jarrod Dyson vs. Minnesota, Sept. 27, 2010 Jarrod Dyson vs. San Francisco, Aug. 10, 2014
First Baseman	19 (5x)	Bob Oliver vs. Cleveland, April 24, 1971 Steve Balboni vs. Texas, Aug. 26, 1985 Steve Balboni at Seattle, June 6, 1987 Pat Tabler vs. New York, April 27, 1989 Calvin Pickering at Minnesota, Sept. 5, 2004
Catcher	17 (4x)	Brent Mayne vs. Texas, May 25, 1994 Salvador Perez vs. Cleveland, Sept. 16, 2013 Salvador Perez at Tampa Bay, Aug. 1, 2016 Drew Butera at Tampa Bay, May 8, 2017
Putouts, Extra Innings	25	Steve Balboni vs. Boston, April 18, 1985 (14 innings)
Putouts, Extra Innings, Catcher	18	Salvador Perez vs. Atlanta, May 15, 2016 (13 innings)
Assists:		
Second Baseman	11	Cookie Rojas at Texas, May 17, 1973
Third Baseman	10	George Brett vs. California, July 1, 1979
Shortstop	12	Angel Berroa at Minnesota, Sept. 5, 2004
Catcher	7	Ed Kirkpatrick at Milwaukee, June 16, 1972
Pitcher	6 (10x)	last: Eric Skoglund, May 14, 2018 vs. Tampa Bay
Assists, Extra Innings	11 (3x)	Cookie Rojas vs. Oakland, April 17, 1973 (14 innings) Frank White vs. Chicago, Sept. 21, 1973 (12 innings) Frank White vs. Chicago, Aug. 26, 1984 (16 innings)
Unassisted Double Play by Outfielder	1	Brian McRae at Chicago, Aug. 23, 1992 (tied ML record)

**CLUB GENERAL**

Players Used, Both Games, 9 Innings	25 (2x)	vs. Seattle, Sept. 22, 1989
Players Used, Both Games, 9 Innings, Opp.	25	vs. Anaheim, Sept. 14, 1999
Players Used, Both Games, Both Teams	45 (2x)	at Chicago, Sept. 21, 1970
		Kansas City (22) at Cleveland (23), Sept. 13, 2008
		Oakland (21) at Kansas City (24), Sept. 4, 2008
Players Used, One/Both Games, Extra Innings	24	vs. Minnesota, Sept. 10, 1979 (1st game, 14 innings)
Players Used, One/Both Games, Extra Innings Opponent	23	vs. Minnesota, Sept. 10, 1979 (1st game, 14 innings)
Players Used, One/Both Games, Extra Innings, Both Teams	47	vs. Minnesota, Sept. 10, 1979 (1st game, 14 innings)
Longest Doubleheader, Innings	25 (2x)	vs. Oakland, June 16, 1969 (1st game 13 innings)
		at New York, Aug. 27, 1972 (2nd game 16 innings)
Longest Doubleheader, 9 Innings	6 hours, 26 minutes	at Cleveland, Aug. 12, 2006 (1st game 3:09; 2nd game 3:17)
Shortest Time, Doubleheader, 9 Innings	4 hours, 13 minutes	at Seattle, June 20, 1969 (1st game, 2:23; 2nd game, 1:50)
Longest Doubleheader, Extra Innings	8 hours, 11 minutes	vs. Baltimore, June 23, 1991 (1st game 3:44; 2nd game 4:27)

**CLUB BATTING**

Runs	26	at Detroit, Sept. 9, 2004 (26 and 0)
Runs, Opponent	25	vs. Oakland, June 18, 1969 (16 and 9)
Runs, Both Clubs	39	Kansas City (26) at Detroit (13), Sept. 9, 2004 (31 and 8)
Fewest Runs	0 (2x)	at Oakland, Sept. 9, 1974
		at New York, April 19, 1987
Fewest Runs, Opponent	1 (4x)	vs. Chicago, July 5, 1971 (1 and 0)
		vs. Minnesota, Aug. 4, 1971 (1 and 0)
		vs. Milwaukee, Sept. 2, 1977 (1 and 0)
		at New York, Aug. 13, 1991 (0 and 1)
Fewest Runs, Both Clubs	5	Kansas City (3) at Washington (2), Aug. 12, 1971 (2 and 3)
Hits	33 (2x)	at New York, July 14, 1989 (18 and 15)
		at Detroit, Sept. 9, 2004 (26 and 7)
Hits, Opponent	40	at New York, Aug. 27, 1972 (14 and 26)
Hits, Both Clubs	65	Baltimore (35) at Kansas City (30), June 23, 1991 (31 and 34)
Triples	6	vs. Minnesota, Aug. 7, 1974 (1 and 5)
Home Runs	7 (2x)	at New York, July 14, 1989 (5 and 2)
		at Minnesota, May 21, 2017 (4 and 3)
Home Runs, Opponent	6	vs. Texas, May 26, 2002 (2 and 4)
Home Runs, Both Clubs	10 (2x)	vs. Cleveland, May 26, 2002 (CLE: 2 and 4, KC: 1 and 3)
		at Minnesota, May 21, 2017 (KC: 4 and 3, MIN: 0 and 3)
RBI	25	at Detroit, Sept. 9, 2004 (25 and 0)
RBI, Opponent	25	Oakland, June 18, 1969 (16 and 9)
RBI, Both Clubs	38	Kansas City (25) at Detroit (13), Sept. 9, 2004 (30 and 8)
Strikeouts	20 (2x)	at Cleveland, May 18, 2002 (9 and 11)
		at Cleveland, Aug. 12, 2006 (10 and 10)
Strikeouts, Opponent	23	at Toronto, April 17, 2018 (10 and 13 (10 inn.))
Strikeouts, Both Clubs	39	Kansas City (19) at Seattle (20), Aug. 28, 2004 (15 and 24)

**CLUB PITCHING**

Pitchers Used (Duplicate appearances not included)	9 (2x)	vs. Oakland, Sept. 4, 2008 (3 and 6)
		at Minnesota, May 21, 2017 (6 and 3)
Pitchers Used, Opponents	11	vs. Seattle, Aug. 6, 2017 (8 and 3)
Pitchers Used, Both Clubs	17 (3x)	Oakland (8) at Kansas City (9), Sept. 4, 2008
		Tampa Bay (9) at Kansas City (8), July 7, 2015
		Seattle (11) at Kansas City (6), Aug. 6, 2017
Pitchers Used, One/Both Game Extra Innings	11	at Toronto, April 17, 2018 (3 and 8)
Pitchers Used, Opponent, One/Both Game Extra Innings	10	at Toronto, April 17, 2018 (4 and 6)
Pitchers Used, Both Clubs, One/Both Game Extra Innings	21	Kansas City (11) at Toronto (10), April 17, 2018
Fewest Pitchers Used	2 (4x)	vs. Minnesota, Aug. 4, 1971
		vs. Minnesota, Sept. 8, 1972
		vs. Boston, July 16, 1975
		at Minnesota, Sept. 22, 1978
Fewest Pitchers Used, Opponents	2 (3x)	at Oakland, Sept. 9, 1974
		at California, Sept. 6, 1975
		at Baltimore, May 25, 1977
Fewest Pitchers Used, Both Clubs	5 (3x)	Minnesota (3) at Kansas City (2), Aug. 4, 1971
		Kansas City (3) at Oakland (2), Sept. 9, 1974
		Kansas City (2) at Minnesota (3), Sept. 22, 1978

**CLUB FIELDING**

Double Plays	7	vs. Boston, Aug. 12, 1986 (5 and 2)
Double Plays, Opponent	8	vs. Oakland, Sept. 13, 1970 (6 and 2)
Double Plays, Both Clubs	10	Kansas City (2) vs. Oakland (8), Sept. 13, 1970 (8 and 2)

## INDIVIDUAL BATTING - DOUBLEHEADER

Hits	7 (2x)	George Brett, vs. Milwaukee, Aug. 10, 1990 (4 and 3)
Doubles	5	Hal McRae vs. Cleveland, Aug. 27, 1974 (3 and 2)
Home Runs	3 (2x)	Bill Pecota, at New York, July 14, 1989 (2 and 1) Salvador Perez, at Minnesota, May 21, 2017 (1 and 2)
Extra Base Hits	6	Hal McRae vs. Clev., Aug. 27, 1974 (5 2B, 1HR), (Tied ML record)
Total Bases	15	Bill Pecota at New York, July 14, 1989 (1 1B, 2 2B, 3 HR)
RBI	7	Hal McRae vs. Cleveland, Aug. 27, 1974 (6 and 1)
RBI, Opponent	7	Ellis Burks, Cleveland, July 20, 2002 (2 and 5)

## INDIVIDUAL PITCHING - DOUBLEHEADER

Pitchers appearing in Both Games, Won or Lost:

Won Two	1	Cory Bailey vs. Texas, May 26, 2002
Won One	8x	last: Mike MacDougal vs. Detroit, Sept. 20, 2005 (won 1st, saved 2nd)
Lost One	6x	last: Dan Quisenberry at Toronto, Aug. 8, 1980 (lost 1st, saved 2nd)
Won One, Lost One	1	Tom Burgmeier, at Milwaukee, April 18, 1971 (won 1st, lost 2nd)
Saved Both	7x	latest: Greg Holland at Detroit, Aug. 16, 2013
Double Plays	7	Steve Balboni, vs. Boston, Aug. 12, 1986
First Baseman	4	SS Bob Floyd and 2B Rich Severson vs. Minnesota, Sept. 25, 1971
Second Baseman/Shortstop Together	4	SS Bob Floyd and 2B Rich Severson vs. Minnesota, Sept. 25, 1971

## MONTHLY RECORDS

### CLUB GENERAL

Wins	25	September, 1977
Losses	21 (4x)	August, 1999
		August, 2005
		May, 2006
		June, 2018
Best Record - by pct. (min. 15 games)	25-5 (83.3%)	September, 1977
Worst Record - by pct. (min. 15 games)	3-17 (15.0%)	April, 1992

### CLUB BATTING

Best Average	.332	July, 1980
Worst Average	.193	June, 2018
Most Runs	177	August, 1979
Fewest Runs (min. 15 games)	50	April, 1969
Home Runs	43 (2x)	August, 1987
		August, 1997
Home Runs Allowed	51 (2x)	May, 2006; June, 2016
Doubles	74	July, 1990
Triples	17 (3x)	September, 1977
		May, 1979
		August, 1979

### INDIVIDUAL BATTING

Average (min. 50 plate appearances)	.494	George Brett, July, 1980
Hits	52	George Brett, August, 1980
Doubles	18	George Brett, July, 1990
Triples	6	Willie Wilson, July, 1987
Home Runs	12 (2x)	John Mayberry, July, 1975
		Chili Davis, August, 1997
RBI	32 (2x)	John Mayberry, July, 1975
		Jermaine Dye, July, 1999
Runs	34	Willie Wilson, August, 1979

### INDIVIDUAL PITCHING

Wins	7	Bret Saberhagen, August, 1989
Losses	6 (3x)	Dick Drago, July, 1972
		Paul Splittorff, July, 1979
		Larry Gura, May, 1983
ERA (min. 25 IP)	0.34	Tom Murphy, September, 1972
Strikeouts	55	Dennis Leonard, June, 1977
Saves	11 (5x)	Dan Quisenberry, August, 1980
		Jeff Montgomery, June, 1992
		Greg Holland (3x), July and September, 2013; August 2014

**RECORDS BY INNING**

**CLUB BATTING**

Plate Appearances	16 (3x)	at Toronto, Aug. 6, 1979 (7th) vs. Minnesota, June 17, 2003 (6th) at Detroit, Sept. 9, 2004 (1st game, 3rd)
Runs	12	vs. Minnesota, June 17, 2003 (6th)
Runs, Opponent	12	vs. New York, April 11, 1987 (7th)
Runs, Extra Inning	7	at Baltimore, July 12, 1972 (10th)
Hits	11 (2x)	at Boston, Aug. 2, 1986 (7th) vs. Cleveland, Aug. 23, 2006 (1st)
Hits, Opponent	11	vs. New York, April 11, 1987 (7th)
Home Runs	4 (3x)	vs. Anaheim, May 26, 2000 (6th) at Cleveland, June 29, 2001 (4th) at Baltimore, May 8, 2018 (1st)
Home Runs, off 1 pitcher	4 (2x)	at Cleveland, June 29, 2001 (4th) off Dave Burba at Baltimore, May 8, 2018 (1st) off Dylan Bunudy (tied AL record)
Home Runs, Opponent	4 (3x)	vs. Anaheim, May 28, 2000 (5th) at Chicago, Aug. 14, 2008 (6th) at Chicago, July 11, 2010 (3rd)
Stolen Bases	4 (3x)	vs. California, Sept. 17, 1980 (1st game, 1st inning) at Seattle, May 12, 1996 (1st inning) vs. Texas, May 26, 2002 (3rd inning)
Pinch Hitters Used	4 (7x)	last: vs. New York Yankees, Aug. 4, 1996

**CLUB PITCHING**

Pitchers Used	5 (2x)	vs. Oakland, May 14, 1971 (9th) vs. Chicago, Sept. 13, 1972 (8th)
---------------	--------	--

**INDIVIDUAL BATTING**

Hits	2 (numerous)	last: Ryan Goins, vs. Minnesota, May 30, 2018 (2nd)
Home Runs	1 (numerous)	
Stolen Bases	3	Chris Stynes, at Seattle, May 12, 1996 (1st)

**INDIVIDUAL PITCHING**

Home Runs Allowed	4	Anthony Lerew, at Chicago, July 11, 2010 (3rd)
Strikeouts	4 (2x)	Kevin Appier, at Toronto, Sept. 3, 1996 (4th) Nate Karns, vs. Chicago (AL), May 3, 2017 (6th)
Balks	2 (4x)	last: Luke Hochevar, vs. Cleveland, April 20, 2011 (6th)

**CONSECUTIVE RECORDS**

**CLUB GENERAL**

Single Season		
Games Won	16	Aug. 31-Sept. 15 (2nd game), 1977
Games Won to Start Season	9	March 31-April 12, 2003
Games Lost	19	July 28-Aug. 19, 2005
Games Lost to Start Season	7	April 6-13, 1992
Won, Home	13 (2x)	July 10-Aug. 7, 1977 July 17-Aug. 5, 1994
Won, Home to Start Season	11	March 31-May 5, 2003
Won, Road	11	Sept. 5-Sept. 25 (2nd game), 1977
Lost, Home	11 (2x)	Sept. 21, 2011-April 23, 2012 May 6-June 4, 2013
Lost, Road	13	Oct. 2, 2005-May 3, 2006
Lost, Road, Same Season	12 (3x)	June 23-July 18, 1997 July 21-Aug. 19, 2005 April 11-May 3, 2006
Doubleheaders Won	4	Aug. 5, 1984 to Sept. 6, 1985
One-Run Games Played	8	May 12-20, 1981
One-Run Games Won	11	July 3-Aug. 10, 1973
One-Run Games Lost, Road	21	July 26, 2000-July 15, 2001 (ML Record)
Won vs. One Club	15	Baltimore, July 26, 1987-April 11, 1989
Lost vs. One Club	23	Baltimore, May 10, 1969-Aug. 2, 1970 (ML Record)
Won vs. One Club, Home	11	Detroit, Aug. 3, 1988-June 29, 1990
Lost vs. One Club, Home	12 (2x)	Baltimore, May 16, 1969-July 23, 1970 Oakland, May 31, 2003-April 30, 2006
Won vs. One Club, Away	10 (2x)	Chicago, Sept. 26, 1972-Sept. 26, 1973 Los Angeles, June 21, 1995-Aug. 10, 1996
Lost vs. One Club, Away	14 (2x)	Detroit, Aug. 5, 1987-May 21, 1990 New York, Aug. 7, 2002-April 13, 2006
Won Extra Innings	7	April 19-May 17 (2nd game), 1970
Series Won	13	July 10-Aug. 20, 1980
Series, Non-Losing	16	July 10-Aug. 31, 1980
Series Without Sweep	79	Aug. 26, 2003-May 29, 2005
Road Series Without Sweep	86	July 11-13, 2003-Sept. 10, 2006 (AL record)



## CONSECUTIVE RECORDS (CONT.)

### CLUB BATTING

Hits, One Game	9	at Chicago, May 7, 1980 (7 1B, 2 2B)
Hits, One Game, Opponent	6 (8x)	last: vs. Cleveland, May 16, 2011
Singles	7 (3x)	vs. Baltimore, April 22, 1988 at Minnesota, June 24, 1990 at Detroit, Sept. 9, 2004 (1st game) vs. Baltimore, April 22, 1988
Hits, Start of Game	7	
Most Hits:		
Two Games	39	Sept. 7-9 (1st game), 2004
Three Games	54	July 18-20, 1980
Four Games	65	Aug. 27-30, 1979
Five Games	77	Sept. 15-20, 2011
Six Games	91	Sept. 14-20, 2011
Most Hits, Opponent:		
Two Games	40	Aug. 27, 1972 (doubleheader)
Three Games	53 (2x)	July 25-27, 2010 July 26-28, 2010
Four Games	67	July 25-28, 2010
Most Runs:		
Two Games	32	Sept. 7-9 (1st game), 2004
Three Games	38	June 8-11, 1999
Four Games	47	Sept. 5-9 (1st game), 2004
Five Games	51 (3x)	May 14-19, 1999 June 7-12, 1999 June 10-15, 2007
Six Games	59	Sept. 9 (1st game)-Sept. 13, 2004, June 10-16, 2007
Most Runs, Opponent:		
Two Games	31	July 25-26, 2010
Three Games	42	July 25-27, 2010
Four Games	51	Sept. 4-8, 2002
Five Games	61	Sept. 6-10, 2002
Games, Home Runs Hit	15	April 6-April 22, 2001 (20 total homers)
Games, Home Runs Hit, Opponent	21	Aug. 20-Sept. 11, 2017 (39 total homers)
Most Home Runs:		
Two Games	9 (4x)	Aug. 2-3, 1997 June 29-30, 2001 June 10-11, 2017 July 22-23, 2017
Three Games	12 (2x)	June 29-July 1, 2001 July 22-24, 2017
Four Games	14 (3x)	June 28-July 1, 2001 April 13-16, 2004 April 13-17, 2004
Five Games	16	April 13-17, 2004
Most Home Runs, Opponent:		
Two Games	10	July 29-30, 2003
Three Games	13 (2x)	July 29-31, 2003 May 28-30, 2011
Four Games	15	May 27-30, 2011
Five Games	17	May 26-30, 2011
Batters Hitting Home Runs	3 (8x)	D. Motley, F. White & S. Balboni at Texas, Aug. 19, 1984 (7th) George Brett, Frank White & Jamie Quirk vs. Oakland, Sept. 28, 1986 (4th) Carlos Beltran, Jermaine Dye and Mike Sweeney vs. Minnesota, April 9, 2000 (8th) Jermaine Dye, Raul Ibanez and Carlos Beltran at Cleveland, June 29, 2001 (4th) Carlos Beltran, Mike Sweeney and Joe Randa at Texas, May 31, 2002 (11th) Tony Graffanino, Angel Berroa, Doug Mientkiewicz vs. Detroit, May 25, 2006 (1st) Whit Merrifield, Jorge Bonifacio, Eric Hosmer vs. Chicago (AL), July 23, 2017 (4th) Jorge Soler, Mike Moustakas, Salvador Perez at Baltimore, May 8, 2018 (1st)
Batters Hitting Home Runs, Opponent	4	at Chicago, Aug. 14, 2008 (tied Major League record)
Batters on Base	13	at Detroit, Sept. 9, 2004 (1st game) (9 1B, 1 2B, 3 BB) (tied AL record)

### CLUB PITCHING

Shutouts Won	2 (15x)	last: vs. New York Yankees, May 17 and vs. Cincinnati, May 19, 2015
Shutouts vs. One Club	2 (19x)	last: vs. MIN., Aug. 31, 2005 and at MIN., Sept. 26, 2005
Innings, No Opponent Home Runs	135.1	July 6-23, 1970
Games, No Opponent Home Runs	14	July 7-22, 1970
Innings, No Opponent Extra Base Hits	34.0	June 11-15, 1971
Games, No Opponent Extra Base Hits	3 (4x)	July 10-11, 1970 June 12-14, 1971 July 22-24, 1987 July 2-4, 2017
Complete Games	5	Aug. 21-26, 1979 (Paul Splittorff and Larry Gura vs. New York and Craig Chamberlain, Dennis Leonard and Paul Splittorff vs. Boston)
Scoreless Innings Pitched	24.0 (2x)	vs. Detroit (5) and Baltimore (19), June 9-12, 1976 vs. New York Yankees (9) and vs. Cincinnati (15), May 17-20, 2015

Scoreless Innings Pitched Against Royals	45	vs. Colorado (7), at Cleveland (27), vs. Tampa Bay (11), Aug. 24-29, 2017
Scoreless Innings vs. One Club	24	at Washington, Aug. 10 (2nd game)-12 (1st game), 1971
Scoreless Innings by One Club Against Royals	31	by Minnesota, May 30-July 7, 2004
Hitless Innings, Start of Game	9.0 (4x)	at Detroit, April 27, 1973 (Steve Busby) at Milwaukee, June 19, 1974 (Steve Busby) vs. Texas, May 14, 1977 (Jim Colborn) vs. Chicago, Aug. 26, 1991 (Bret Saberhagen)
Perfect Innings, Start of Game	8.0	at Minnesota, Sept. 8, 2018 (Jorge López)

**CLUB FIELDING**

Innings Making Double Plays	4 (2x)	Sept. 19, 1983 vs. California (1st, 2nd, 3rd, 4th) April 30, 2009 vs. Toronto (1st, 2nd, 3rd, 4th)
Games, No Errors	16	July 31-Aug. 16, 2018
Innings, No Errors	153.0 (2x)	July 29-Aug. 17, 2018
Games Making Errors	12	June 5-17, 1992

**INDIVIDUAL GENERAL**

Games Played	421	Alcides Escobar, Sept. 26, 2015-July 7, 2018
Games Started	421	Alcides Escobar, Sept. 26, 2015-July 7, 2018
Stolen Bases, Without Being Caught	33	Carlos Beltran, Sept. 28, 1999-Aug. 10, 2001
Stolen Bases, Season, without Being Caught	22	Alcides Escobar, 2013

**INDIVIDUAL BATTING**

Hitting Streak	30	George Brett, July 18-Aug. 18, 1980
Hits	10	Joe Randa, June 8-12, 1999 (1 walk)
Series with at least one hit	131	Billy Butler, April 10, 2009-June 26, 2011
Games Most Hits:		
Two Games	9	Joe Randa, Sept. 7-9 (1st game), 2004
Three Games	12 (3x)	George Brett, May 8-10, 1976 Kevin Seitzer, Aug. 2-4, 1987 Johnny Damon, July 18-20, 2000
Four Games	15 (2x)	George Brett, May 8-11, 1976 Johnny Damon, July 18-21, 2000
Five Games	18	George Brett, May 8-12, 1976
Six Games	21	George Brett, May 8-13, 1976
Games Most Extra Base Hits:		
Two Games	6 (3x)	Ed Kirkpatrick, Sept. 28-30, 1969 (4 HR, 1 3B, 1 2B) Hal McRae, Aug. 27, 1974 (5 2B, 1 HR) George Brett, April 17-20, 1983 (3 2B, 3 3B)
Games with an Extra Base Hit	8	Danny Tartabull, June 25-July 3, 1991 (3 2B, 5 HR)
Times Reaching First Base	11 (3x)	Amos Otis, April 30-May 2, 1970 (8 hits, 3 walks) Steve Braun, Aug. 7-17, 1978 (5 hits, 6 walks) Joe Randa, June 8-12, 1999 (10 hits, 1 walk)
Times Leading off Game with a Hit	10	Johnny Damon, April 26-May 7, 2000 (ML record)
Games With a Run Scored	14	Johnny Damon, Aug. 5-19, 2000
Games, RBI:		
Two Games	11	Mike Moustakas, Sept. 11-12, 2015
Three Games	13	Raul Ibanez, July 14-15, 2002
Games with an RBI	13	Mike Sweeney, June 23-July 4, 1999 (total 19 RBI)
Games with a Home Run	5	Mike Sweeney, June 25-29, 2002
At Bats with a Home Run	4	Bo Jackson, July 17, 1990 at New York (3 at bats) and Aug. 26, 1990 vs. Seattle (1st at bat)
Games with a Walk	14 (2x)	John Mayberry, July 2-16, 1973 (22 walks) Jeff King, April 17-May 14, 1997 (20 walks)
Games without an unintentional walk	65	Tony Pena, May 6-July 25, 2007 (244 plate appearances)
Walks	6	Terry Shumpert, Aug. 28-31, 1991
Games with a Strikeout	22	Mark Teahen, June 16-July 14, 2007
Strikeouts	9 (plate appearances)	Steve Balboni, Aug. 20-23, 1984 Bo Jackson, Sept. 16-19, 1988
	11 (official at bats)	Steve Balboni, Aug. 20-24, 1984
Pinch Hits	5	Richie Scheinblum, May 30-June 7, 1972
Games, RBI, Pinch Hitting	4 (2x)	Richie Scheinblum, June 1-7, 1972 (5 RBI)
		Dave McCarty, July 9-Aug. 5, 2000 (5 RBI)
Games Reaching Base, Pinch Hitting	7	Ed Kirkpatrick (5 H, 3 BB), May 14-Aug. 7, 1971

**INDIVIDUAL PITCHING**

Winning Decisions, Starter	11	Rich Gale, June 17-Aug. 23, 1980
Winning Decisions, Reliever	12	Doug Bird, Sept. 1, 1975-July 28, 1977
Losing Decisions	10	Tom Gordon, Aug. 22, 1991-May 24, 1992
Losing Decisions, Starter	9 (3x)	Jeff Suppan, July 23-Sept. 18, 2002
		Brian Anderson, April 25-July 19, 2004
		Brian Bannister, June 29-Sept. 9, 2008
Losing Starts	9 (3x)	Jeff Suppan, July 23-Sept. 18, 2002
		Brian Anderson, April 25-July 19, 2004
		Brian Bannister, June 29-Sept. 9, 2008
Complete Games	7 (2x)	Dick Drago, July 15-Aug. 13, 1971
		Dennis Leonard, Sept. 3-Oct. 2, 1977
Games in Relief	6	Ted Abernathy, Sept. 13 (1st game)-20, 1970
Games Started and Won vs. One Club	9	Paul Splittorff vs. Chicago, April 14, 1973-July 3, 1974
Decisions Won vs. One Club	10	Larry Gura vs. Toronto, May 1, 1977-July 20, 1982
Complete Games vs. One Club	5	Dick Drago vs. California, April 6-Sept. 21, 1971
Hitless Innings	16	Steve Busby, June 14-24, 1974 (3 games)
Shutout Games	3	David Cone, May 11-22, 1994 (vs. MIN, 9-0; at SEA, 4-0; at CAL, 4-0)
Scoreless Innings, Starter	38.0	Zack Greinke, Sept. 18, 2008-April 24, 2009
Scoreless Innings, Reliever	31.2	Wade Davis, June 27-Sept. 15, 2014
Scoreless Innings vs. One Club	29.0	Paul Splittorff vs. Chicago, Sept 11, 1972-July 31, 1973
Innings, No Earned Runs	43.0	Zack Greinke, Sept. 18, 2008-April 24, 2009
Innings, No Home Runs	133.1	Mark Gubicza, Sept. 21, 1988-June 7, 1989
Innings, No Home Runs, Relief	125.2	Wade Davis, Sept. 4, 2013-July 28, 2015
Innings, No Walks Issued	44.1	Doug Bird, May 28-July 1, 1976
Home Runs Off	3 (6x)	Dennis Leonard at Oakland, June 19, 1979
		Brad Rigby vs. Minnesota, April 9, 2000
		Dan Murray vs. Oakland, June 16, 2000
		Chad Durbin at Oakland, June 23, 2000
		Zack Greinke at Seattle, Aug. 27, 2004
		Joel Peralta at Chicago, Aug. 14, 2008
Strikeouts	8	Blake Stein at Milwaukee, June 17, 2001 (tied A.L. record)
Batters Retired	33	Steve Busby at Milwaukee, June 19, 1974 (last 24 batters)
		vs. Chicago, June 24, 1974 (first 9 batters) (AL record)
Batters Retired, Start of Game	24	Jorge López at Minnesota, Sept. 8, 2018
Batters Faced Without Allowing a Hit	54	Steve Busby, June 14-24, 1974 (51 outs, 3 walks in 3-game period)
Relief App. Striking Out At Least 1 Batter	32	Jeff Montgomery, June 18-Sept. 5, 1989

**INDIVIDUAL FIELDING**

Games No Errors:		
First Baseman	120	Eric Hosmer, Aug. 15, 2016-July 3, 2017
Second Baseman	77	Mark Grudzielanek, April 3, 2006-July 8, 2006
Shortstop	60	Rey Sanchez, April 21-July 8, 2000
Third Baseman	75	Joe Randa, Sept. 8, 2002-June 19, 2003
Outfielder	240	David DeJesus, Sept. 16, 2008-July 22, 2010
Catcher	64	Ed Kirkpatrick, April 30-July 29, 1972
Pitcher	125	Al Fitzmorris, June 21, 1971-July 3, 1975
Innings Making Double Plays		
First Baseman	4 (2x)	Latest: Billy Butler vs. Toronto, April 30, 2009
Second Baseman	4	Frank White vs. California (1st game), Sept. 10, 1983
Shortstop	3 (5x)	Latest: Alcides Escobar at Los Angeles-AL, June 12, 2011
Third Baseman	3	Paul Schaaf vs. Cleveland, April 25, 1971
Games As Part Of Double Plays:		
First Baseman	14	Steve Balboni, May 10-24, 1985
Second Baseman	10	Fred Patek, May 17-29, 1973
Shortstop	10	Angel Berroa, June 7-17, 2006
Putouts, Game, Outfielder	5 (2x)	Willie Wilson vs. Texas, May 14, 1982
		Michael Tucker vs. Tampa Bay, Aug. 2, 2003

**WINS-ALL GAMES**

Length	Year	Details
16	1977	Aug. 31 (vs. Texas) - Sept. 15 (vs. Oakland), snapped: Sept. 16 (loss vs. Seattle)
14	1994	July 23 (at Detroit) - Aug. 5 (vs. Seattle), snapped: Aug. 6 (loss vs. Seattle)
10	1977	Aug. 17 (at Cleveland) - Aug. 26 (at Baltimore), snapped: Aug. 27 (loss at Baltimore)
	1978	July 14 (at Milwaukee) - July 24 (vs. New York), snapped: July 25 (loss vs. New York)
	2014	June 7 (vs. New York) - June 18 (at Detroit), snapped: June 19 (loss at Detroit)
9	1989	Aug. 15 (at Chicago) - Aug. 23 (vs. California), snapped: Aug. 24 (loss vs. California)
	2002	July 13 (vs. Anaheim) - July 20 (1st game, vs. Cleveland), snapped: July 20 (2nd game, loss vs. Cleveland)
	2003	March 31 (vs. Chicago) - April 12 (at Cleveland), snapped: April 13 (loss at Cleveland)
	2013	July 23 (vs. Baltimore) - Aug. 1 (at Minnesota), snapped: Aug. 2 (loss at New York-NL)
	2016	Aug. 14 (at Minnesota) - Aug. 23 (at Miami), snapped: Aug. 24 (loss at Miami)
	2017	July 19 (vs. Detroit) - July 28 (at Boston), snapped: July 29 (loss at Boston)

**LOSSES-ALL GAMES**

Length	Year	Details
19	2005	July 28 (at Tampa Bay) - Aug. 19 (at Oakland), snapped: Aug. 20 (win at Oakland)
13	2006	May 12 (at Baltimore) - May 25 (vs. Detroit), snapped: May 26 (win at New York)
12	1997	June 28 (vs. Milwaukee) - July 13 (vs. Chicago), snapped: July 14 (win vs. Milwaukee)
	2008	May 19 (at Boston) - May 30 (vs. Cleveland), snapped: May 31 (win vs. Cleveland)
	2012	April 11 (at Oakland) - April 24 (at Cleveland), snapped: April 25 (win at Cleveland)
11	1986	June 27 (at Minnesota) - July 8 (vs. Baltimore), snapped: July 9 (win vs. Baltimore)
	2006	April 9 (vs. Chicago) - April 21 (vs. Cleveland), snapped: April 22 (win vs. Cleveland)
10	1991-92	Oct. 4 (at California) - April 13 (vs. Oakland), snapped: April 14 (win vs. Oakland)
	2009	July 10 (at Boston) - July 24 (vs. Texas), snapped: July 25 (win vs. Texas)
	2018	June 29 (at Seattle) - July 9 (at Minnesota), snapped: July 10 (win at Minnesota)

**WINS-HOME GAMES**

Length	Year	Details
13	1977	July 10 (vs. Oakland) - Aug. 7 (vs. Chicago), snapped: Aug. 8, 1st game (loss vs. California)
	1994	July 17 (vs. Detroit) - Aug. 5 (vs. Seattle), snapped: Aug. 6 (loss vs. Seattle)
12	2002-03	Sept. 26 (vs. Detroit) - May 5 (vs. Boston), snapped: May 6 (loss vs. Boston)
9	1977	Aug. 31 (vs. Texas) - Sept. 15, 2nd game (vs. Oakland), snapped: Sept. 16 (loss vs. Seattle)
	1978	July 7 (vs. Baltimore) - July 24 (vs. New York), snapped: July 25 (loss vs. New York)
	1985	Aug. 26 (vs. Texas) - Sept. 8 (vs. Milwaukee), snapped: Sept. 16 (loss vs. Seattle)
	1987	May 2 (vs. Cleveland) - May 19 (vs. Boston), snapped: May 20 (loss vs. Boston)
	1988	May 28 (vs. Texas) - June 8 (vs. Oakland), snapped: June 17 (loss vs. California)
	1991	July 20 (vs. Detroit) - Aug. 9 (vs. Cleveland), snapped: Aug. 10 (loss vs. Cleveland)
	2002	July 13 (vs. Anaheim) - July 20 (1st game, vs. Cleveland), snapped: July 20 (2nd game, loss vs. Cleveland)
	2016	May 27 (vs. Chicago) - June 15 (vs. Cleveland), snapped: June 16 (loss vs. Cleveland)

**LOSSES-HOME GAMES**

Length	Year	Details
11	2011-12	Sept. 21 (vs. Detroit) - April 23 (vs. Toronto), snapped: May 3 (win vs. New York)
	2013	May 6 (vs. Chicago) - June 4 (vs. Minnesota), snapped: June 5 (win vs. Minnesota)
10	2018	April 10 (vs. Seattle) - April 28 (Game 1 vs. Chicago), snapped: April 28 (Game 2, win vs. Chicago)
9	2005	Aug. 5 (vs. Oakland) - Aug. 23 (vs. Boston), snapped: Aug. 24 (win vs. Boston)
	2006	May 19 (vs. St. Louis) - June 7 (vs. Texas), snapped: June 8 (win vs. Texas)
	2018	June 3 (vs. Oakland) - June 20 (vs. Texas), snapped: June 25 (win vs. Los Angeles)
8	1970	April 10 (vs. California) - April 29 (vs. Detroit), snapped: April 30 (win vs. Detroit)
	1974	Aug. 28 (vs. Cleveland) - Sept. 5 (vs. Minnesota), snapped: Sept. 7 (win vs. Minnesota)
	1991	June 22 (vs. Baltimore) - July 6 (vs. Oakland), snapped: July 7 (win vs. Oakland)
	2002	Aug. 26 (vs. Oakland) - Sept. 10 (vs. Chicago), snapped: Sept. 1 (win vs. Chicago)

**WINS-ROAD GAMES**

Length	Year	Details
11	1977	Sept. 5 (at Seattle) - Sept. 25, 2nd game (at California), snapped: Sept. 26 (loss at Oakland)
8	1975	Sept. 1, 2nd game (at Chicago) - Sept. 7 (at California), snapped: Sept. 8 (loss at Oakland)
	1980	Aug. 10 (at Toronto) - Sept. 5 (at Cleveland), snapped: Sept. 6 (loss at Cleveland)
	2008	Sept. 13, 1st game (at Cleveland) - Sept. 27 (at Minnesota), snapped: Sept. 28 (loss at Minnesota)
	2014	June 2 (at St. Louis) - June 18 (at Detroit), snapped: June 19 (loss at Detroit)
7	1973	April 7 (at California) - April 28 (at Detroit), snapped: April 29 (loss at Detroit)
	1976-77	Sept. 29 (at Oakland) - April 24, 1st game (at Seattle), snapped: April 24, 2nd game (at Seattle)
	1989	Aug. 15 (at Chicago) - Sept. 1 (at Texas), snapped: Sept. 2 (loss at Texas)

**LOSSES-ROAD GAMES**

Length	Year	Details
13	2005-06	Oct. 2 (at Toronto) - May 3 (at Minnesota), snapped: May 4 (win at Minnesota)
12	1991-92	Sept. 25 (at Oakland) - April 25 (at Toronto), snapped: April 26 (win at Toronto)
	1997	June 23 (at Chicago) - July 18 (at Seattle), snapped: July 19 (win at Seattle)
	2005	July 21 (at Cleveland) - Aug. 19 (at Oakland), snapped: Aug. 20 (win at Oakland)
11	2008	May 19 (at Boston) - June 5 (at Chicago), snapped: June 6 (win at New York)
10	1986	June 18 (at Oakland) - July 6 (at Cleveland), snapped: July 21 (win at Baltimore)
	2002	July 7 (at Oakland) - Aug. 4 (at Minnesota), snapped: Aug. 5 (win at Minnesota)
9	1999	Aug. 20 (at Tampa Bay) - Sept. 1 (at Boston), snapped: Sept. 2 (win at Boston)
	2000	April 14 (at New York) - April 23 (at Seattle), snapped: May 8 (win at Detroit)
	2005	May 9 (at Toronto) - May 29 (at Los Angeles), snapped: June 7 (win at San Francisco)
	2016	May 25 (at Minnesota) - June 10 (at Chicago), snapped: June 11 (win at Chicago)



# TOP 10 BATTING - SEASON

## GAMES PLAYED

1.	162+	Alcides Escobar	2017
	162+	Eric Hosmer	2017
	162+	Alcides Escobar	2016
	162+	Alcides Escobar	2014
	162+	Billy Butler	2013
	162+	Carlos Beltran	2002
	162+	Hal McRae	1977
	162+	Al Cowens	1977
9.	161	Billy Butler	2012
	161	Alex Gordon	2012
	161	Johnny Damon	1998
	161	Kevin Seitzer	1987
	161	Willie Wilson	1980
	161	John Mayberry	1976
	161	Paul Schaal	1971

## AT BATS

1.	705*	Willie Wilson	1980
2.	663	Carlos Beltran	1999
3.	658	Melky Cabrera	2011
4.	655	Johnny Damon	2000
5.	645	George Brett	1979
	645*	George Brett	1976
7.	<b>642</b>	<b>Alex Gordon</b>	<b>2012</b>
	642	Johnny Damon	1998
9.	641	Kevin Seitzer	1987
	641	Hal McRae	1977

## RUNS SCORED

1.	136*	Johnny Damon	2000
2.	133*	Willie Wilson	1980
3.	119	George Brett	1979
4.	114	Carlos Beltran	2002
5.	113	Willie Wilson	1979
6.	112	Carlos Beltran	1999
7.	108	George Brett	1985
8.	107	Jermaine Dye	2000
9.	106	Carlos Beltran	2001
10.	105	Mike Sweeney	2000
	105	Kevin Seitzer	1987
	105	George Brett	1977

## HITS

1.	230*	Willie Wilson	1980
2.	215*	George Brett	1976
3.	214	Johnny Damon	2000
4.	212*	George Brett	1979
5.	207+	Kevin Seitzer	1987
6.	206	Mike Sweeney	2000
7.	201	Melky Cabrera	2011
8.	197	Joe Randa	1999
9.	195*	George Brett	1975
10.	194	Carlos Beltran	1999
	194	Willie Wilson	1982

## DOUBLES

1.	54	Hal McRae	1977
2.	<b>51*</b>	<b>Alex Gordon</b>	<b>2012</b>
	51	Billy Butler	2009
4.	47	Jeff Francoeur	2011
5.	46	Mike Sweeney	2001
	46+	Hal McRae	1982
7.	<b>45</b>	<b>Alex Gordon</b>	<b>2011</b>
	45	Billy Butler	2010
	45+	George Brett	1990
	45	Frank White	1982
	45*	George Brett	1978

## TRIPLES

1.	21*	Willie Wilson	1985
2.	20*	George Brett	1979
3.	15*	Willie Wilson	1987
	15*	Willie Wilson	1982
	15+	Willie Wilson	1980
6.	14	Al Cowens	1977
	14*	George Brett	1976
8.	13*	Jose Offerman	1998
	13	Willie Wilson	1979
	13	George Brett	1977
	13+	George Brett	1975

## HOME RUNS

1.	38	Mike Moustakas	2017
2.	36	Steve Balboni	1985
3.	35	Gary Gaetti	1995
4.	34	Dean Palmer	1998
	34	Danny Tartabull	1987
	34	John Mayberry	1975
7.	33	Jermaine Dye	2000
8.	32	Bo Jackson	1989
9.	31	Danny Tartabull	1991
10.	30	Kendrys Morales	2016
	30	Chili Davis	1997
	30	George Brett	1985

## RUNS BATTED IN

1.	144	Mike Sweeney	2000
2.	133*	Hal McRae	1982
3.	119	Jermaine Dye	1999
	119	Dean Palmer	1998
5.	118	Jermaine Dye	2000
	118	George Brett	1980
7.	112	Jeff King	1997
	112	George Brett	1985
	112	Darrell Porter	1979
	112	Al Cowens	1977

## BATTING AVERAGE

1.	.390*	George Brett	1980
2.	.340	Mike Sweeney	2002
3.	.335	George Brett	1985
4.	.333	Mike Sweeney	2000
	.333*	George Brett	1976
6.	.332	Hal McRae	1976
7.	.332*	Willie Wilson	1982
8.	.329*	George Brett	1990
9.	.329	George Brett	1979
10.	.327	Johnny Damon	2000

## WALKS

1.	122*	John Mayberry	1973
2.	121*	Darrell Porter	1979
3.	119*	John Mayberry	1975
4.	103	George Brett	1985
	103	Paul Schaal	1971
6.	102	Kevin Seitzer	1989
7.	89	Jose Offerman	1998
	89	Jeff King	1997
9.	85	Chili Davis	1997
10.	84	Mike Fiore	1969

\* - League Leader

+ - Tied for League Lead

Current Royals in **BOLD**

**STRIKEOUTS**

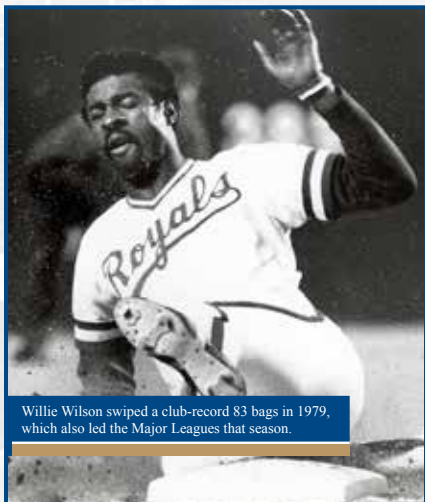
1.	172*	Bo Jackson	1989
2.	166*	Steve Balboni	1985
3.	158	Bo Jackson	1987
4.	<b>148</b>	<b>Alex Gordon</b>	<b>2016</b>
5.	146	Bo Jackson	1988
	146	Steve Balboni	1986
7.	<b>141</b>	<b>Alex Gordon</b>	<b>2013</b>
8.	<b>140</b>	<b>Alex Gordon</b>	<b>2012</b>
9.	<b>139</b>	<b>Alex Gordon</b>	<b>2011</b>
	139	Steve Balboni	1984

**HIT BY PITCH**

1.	23*	David DeJesus	2007
2.	18	Angel Berroa	2003
	18	Mike Macfarlane	1994
4.	16	Sal Fasano	1998
	16	Mike Macfarlane	1993
6.	15+	Mike Sweeney	2000
	15	Mike Macfarlane	1992
8.	14	Angel Berroa	2005
	14	Keith Miller	1992
	<b>14</b>	<b>Alex Gordon</b>	<b>2017</b>
	<b>14</b>	<b>Alex Gordon</b>	<b>2015</b>

**STOLEN BASES**

1.	83*	Willie Wilson	1979
2.	79	Willie Wilson	1980
3.	66	Tom Goodwin	1996
4.	59	Willie Wilson	1987
	59	Willie Wilson	1983
6.	53+	Fred Patek	1977
7.	52*	Amos Otis	1971
8.	51	Fred Patek	1976
9.	50	Tom Goodwin	1995
	50	Vince Coleman	1994



Willie Wilson swiped a club-record 83 bags in 1979, which also led the Major Leagues that season.

**TOTAL BASES**

1.	363	George Brett	1979
2.	337	Jermaine Dye	2000
3.	332	Hal McRae	1982
4.	330	Hal McRae	1978
5.	324	Johnny Damon	2000
6.	323	Mike Sweeney	2000
7.	322	George Brett	1985
8.	320	Jermaine Dye	1999
9.	319	Carlos Beltran	2002
10.	318	Al Cowens	1977

**EXTRA BASE HITS**

1.	86	Hal McRae	1977
2.	85	George Brett	1979
3.	81	Hal McRae	1982
4.	80	Carlos Beltran	2002
5.	79	Jermaine Dye	1999
6.	76	Jermaine Dye	2000
7.	75	Mike Sweeney	2001
8.	73	Billy Butler	2009
	73	George Brett	1985
	73	John Mayberry	1975

**SLUGGING PERCENTAGE**

1.	.664*	George Brett	1980
2.	.599	Bob Hamelin	1994
3.	.593*	Danny Tartabull	1991
4.	.585*	George Brett	1985
5.	.563	George Brett	1979
6.	.563	Mike Sweeney	2002
7.	.563*	George Brett	1983
8.	.561	Jermaine Dye	2000
9.	.547	John Mayberry	1975
10.	.542	Mike Sweeney	2001

**ON-BASE PERCENTAGE**

1.	.454	George Brett	1980
2.	.436	George Brett	1985
3.	.421	Darrell Porter	1979
4.	.417*	John Mayberry	1973
5.	.417	Mike Sweeney	2002
6.	.416	John Mayberry	1975
7.	.407	Mike Sweeney	2000
8.	.407*	Hal McRae	1976
9.	.403	Jose Offerman	1998
10.	.401	George Brett	1986

**ON-BASE PLUS SLUGGING (OPS)**

1.	1.118*	George Brett	1980
2.	1.022*	George Brett	1985
3.	.990	Danny Tartabull	1991
4.	.987	Bob Hamelin	1994
5.	.979	Mike Sweeney	2002
6.	.963	John Mayberry	1975
7.	.951	Jermaine Dye	2000
8.	.947*	George Brett	1983
9.	.939	George Brett	1979
10.	.931	Danny Tartabull	1987

\* - League Leader  
 +- Tied for League Lead  
 Current Royals in **BOLD**

# TOP 10 BATTING - CAREER

## GAMES PLAYED

1.	2707	George Brett	1973-93
2.	2324	Frank White	1973-90
3.	1891	Amos Otis	1970-83
4.	1837	Hal McRae	1973-87
5.	1787	Willie Wilson	1976-90
6.	<b>1553</b>	<b>Alex Gordon</b>	<b>2007-18</b>
7.	1282	Mike Sweeney	1995-2007
8.	1245	Fred Patek	1971-79
	1245	Alcides Escobar	2011-18
10.	1166	Billy Butler	2007-14

## AT BATS

1.	10,349	George Brett	1973-93
2.	7859	Frank White	1973-90
3.	7050	Amos Otis	1970-83
4.	6799	Willie Wilson	1976-90
5.	6568	Hal McRae	1973-87
6.	<b>5672</b>	<b>Alex Gordon</b>	<b>2007-18</b>
7.	4672	Alcides Escobar	2011-18
8.	4669	Mike Sweeney	1995-2007
9.	4317	Billy Butler	2007-14
10.	4305	Fred Patek	1971-79

## RUNS SCORED

1.	1583	George Brett	1973-93
2.	1074	Amos Otis	1970-83
3.	1060	Willie Wilson	1976-90
4.	912	Frank White	1973-90
5.	873	Hal McRae	1973-87
6.	<b>775</b>	<b>Alex Gordon</b>	<b>2007-18</b>
7.	700	Mike Sweeney	1995-2007
8.	571	Fred Patek	1971-79
9.	547	Eric Hosmer	2011-17
10.	546	Carlos Beltran	1998-2004

## HITS

1.	3154	George Brett	1973-93
2.	2006	Frank White	1973-90
3.	1977	Amos Otis	1970-83
4.	1968	Willie Wilson	1976-90
5.	1924	Hal McRae	1973-87
6.	<b>1461</b>	<b>Alex Gordon</b>	<b>2007-18</b>
7.	1398	Mike Sweeney	1995-2007
8.	1273	Billy Butler	2007-14
9.	1208	Alcides Escobar	2011-18
10.	1132	Eric Hosmer	2011-17

## DOUBLES

1.	665	George Brett	1973-93
2.	449	Hal McRae	1973-87
3.	407	Frank White	1973-90
4.	365	Amos Otis	1970-83
5.	<b>332</b>	<b>Alex Gordon</b>	<b>2007-18</b>
6.	297	Mike Sweeney	1995-2007
7.	276	Billy Butler	2007-14
8.	241	Willie Wilson	1976-90
9.	223	Joe Randa	1995-96, 1999-2004
10.	207	Alcides Escobar	2011-18

## TRIPLES

1.	137	George Brett	1973-93
2.	133	Willie Wilson	1976-90
3.	65	Amos Otis	1970-83
4.	63	Hal McRae	1973-87
5.	58	Frank White	1973-90
6.	47	Johnny Damon	1995-2000
7.	45	Carlos Beltran	1998-2004
		David DeJesus	2003-10
9.	44	Al Cowens	1974-79
10.	43	Alcides Escobar	2011-18

## HOME RUNS

1.	317	George Brett	1973-93
2.	197	Mike Sweeney	1995-2007
3.	193	Amos Otis	1970-83
4.	<b>173</b>	<b>Alex Gordon</b>	<b>2007-18</b>
5.	169	Hal McRae	1973-87
6.	160	Frank White	1973-90
7.	143	John Mayberry	1972-77
8.	<b>141</b>	<b>Salvador Perez</b>	<b>2011-18</b>
9.	139	Mike Moustakas	2011-18
10.	127	Billy Butler	2007-14
	127	Eric Hosmer	2011-17

## RUNS BATTED IN

1.	1596	George Brett	1973-93
2.	1012	Hal McRae	1973-87
3.	992	Amos Otis	1970-83
4.	886	Frank White	1973-90
5.	837	Mike Sweeney	1995-2007
6.	<b>662</b>	<b>Alex Gordon</b>	<b>2007-18</b>
7.	628	Billy Butler	2007-14
8.	566	Eric Hosmer	2011-17
9.	552	John Mayberry	1972-77
10.	533	Joe Randa	1995-96, 1999-2004

## BATTING AVERAGE

1.	.305	George Brett	1973-93
2.	.299	Mike Sweeney	1995-2007
3.	.295	Billy Butler	2007-14
4.	.294	Kevin Seitzer	1986-91
5.	.293	Wally Joyner	1992-95
6.	.293	Hal McRae	1973-87
7.	.292	Johnny Damon	1995-2000
8.	.290	Danny Tartabull	1987-91
9.	.289	Willie Wilson	1976-90
10.	.289	David DeJesus	2003-10

## WALKS

1.	1096	George Brett	1973-93
2.	739	Amos Otis	1970-83
3.	616	Hal McRae	1973-87
4.	<b>615</b>	<b>Alex Gordon</b>	<b>2007-18</b>
5.	561	John Mayberry	1972-77
6.	484	Mike Sweeney	1995-2007
7.	427	Billy Butler	2007-14
8.	413	Fred Patek	1971-79
9.	412	Frank White	1973-90
10.	369	Kevin Seitzer	1987-91

\*Led League

+Tied for league lead

Career batting average based on a minimum of 500 games played; slugging, on-base percentage based on 2,000 plate appearances.

**STRIKEOUTS**

1.	1398	Alex Gordon	2007-18
2.	1035	Frank White	1973-90
3.	990	Willie Wilson	1976-90
4.	953	Amos Otis	1970-83
5.	908	George Brett	1973-93
6.	714	Eric Hosmer	2011-17
7.	697	Hal McRae	1973-87
	697	Billy Butler	2007-14
9.	687	Alcides Escobar	2011-18
10.	638	Bo Jackson	1986-90

**HIT BY PITCH**

1.	99	Alex Gordon	2007-18
2.	78	Mike Macfarlane	1987-94, 1996-98
3.	74	Hal McRae	1973-87
4.	71	David DeJesus	2003-10
5.	66	Mike Sweeney	1995-2007
6.	54	Willie Wilson	1976-90
7.	49	Angel Berroa	2001-07
8.	41	Alcides Escobar	2011-18
9.	38	Salvador Perez	2011-18
	38	Joe Randa	1995-96, 1999-2003

**STOLEN BASES**

1.	612	Willie Wilson	1976-90
2.	340	Amos Otis	1970-83
3.	336	Fred Patek	1971-79
4.	201	George Brett	1973-93
5.	178	Frank White	1973-90
6.	176	Jarrod Dyson	2010-16
7.	164	Carlos Beltran	1998-2004
8.	160	Alcides Escobar	2011-18
9.	156	Johnny Damon	1995-2000
10.	150	Tom Goodwin	1994-97

**TOTAL BASES**

1.	5044	George Brett	1973-93
2.	3051	Amos Otis	1970-83
3.	3009	Frank White	1973-90
4.	3006	Hal McRae	1973-87
5.	2595	Willie Wilson	1976-90
6.	2352	Alex Gordon	2007-18
7.	2296	Mike Sweeney	1995-2007
8.	1938	Billy Butler	2007-14
9.	1751	Eric Hosmer	2011-17
10.	1611	Joe Randa	1995-96, 1999-2004

**EXTRA BASE HITS**

1.	1119	George Brett	1973-93
2.	681	Hal McRae	1973-87
3.	625	Frank White	1973-90
4.	623	Amos Otis	1970-83
5.	520	Alex Gordon	2007-18
6.	499	Mike Sweeney	1995-2007
7.	414	Willie Wilson	1976-90
8.	407	Billy Butler	2007-14
9.	349	Eric Hosmer	2011-17
10.	332	Joe Randa	1995-96, 1999-2004

**SLUGGING PERCENTAGE**

1.	.518	Danny Tartabull	1987-91
2.	.492	Mike Sweeney	1995-2007
3.	.487	George Brett	1973-93
4.	.483	Carlos Beltran	1998-2004
5.	.480	Bo Jackson	1986-90
6.	.477	Jermaine Dye	1997-2001
7.	.469	Willie Aikens	1980-83
8.	.459	Steve Balboni	1984-88
9.	.458	Hal McRae	1973-87
10.	.449	Billy Butler	2007-14

**ON-BASE PERCENTAGE**

1.	.380	Kevin Seitzer	1986-91
2.	.376	Danny Tartabull	1987-91
3.	.375	Darrell Porter	1977-80
4.	.374	John Mayberry	1972-77
5.	.371	Wally Joyner	1992-95
6.	.369	Mike Sweeney	1995-2007
7.	.369	George Brett	1973-93
8.	.362	Willie Aikens	1980-83
9.	.360	David DeJesus	2003-10
10.	.360	Paul Schaal	1969-74

**ON-BASE PLUS SLUGGING (OPS)**

1.	.894	Danny Tartabull	1987-91
2.	.861	Mike Sweeney	1995-2007
3.	.857	George Brett	1973-93
4.	.835	Carlos Beltran	1998-2004
5.	.830	Willie Aikens	1980-83
6.	.822	John Mayberry	1972-77
7.	.820	Jermaine Dye	1997-2001
8.	.814	Hal McRae	1973-87
9.	.809	Darrell Porter	1977-80
10.	.808	Billy Butler	2007-14

**INTENTIONAL WALKS**

1.	229	George Brett	1973-93
2.	73	John Mayberry	1972-77
3.	65	Hal McRae	1973-87
4.	59	Mike Sweeney	1995-2007
5.	54	Billy Butler	2007-14

**INSIDE-THE-PARK HOME RUNS**

1.	13	Willie Wilson	1976-90
2.	7	George Brett	1973-93
3.	6	Amos Otis	1970-83
4.	4	Brian McRae	1990-94
5.	3	Danny Tartabull	1987-91
	3	Frank White	1973-90
	3	John Wathan	1976-85
	3	Carlos Beltran	1998-2004
	3	David DeJesus	2003-10

**GRAND SLAMS**

1.	6	Frank White	1973-90
2.	5	Danny Tartabull	1987-91
3.	4	Carlos Beltran	1998-2004
4.	3	Alex Gordon	2007-2018
	3	Salvador Perez	2011-2018
	3	Jermaine Dye	1997-2001
	3	Johnny Damon	1995-2000
	3	Mike Macfarlane	1987-94, 96-98
	3	Mike Sweeney	1995-2007
	3	Yuniesky Betancourt	2009-10, 2012



# TOP 10 PITCHING - SEASON

## ERA

1.	2.08	Roger Nelson	1972
2.	2.16*	Zack Greinke	2009
3.	2.16*	Bret Saberhagen	1989
4.	2.46	Kevin Appier	1992
5.	2.56*	Kevin Appier	1993
6.	2.69	Charlie Leibrandt	1985
7.	2.70	Mark Gubicza	1988
8.	2.71	Mike Hedlund	1971
9.	2.72	Larry Gura	1978
10.	2.72	Larry Gura	1981

## WINS

1.	23*	Bret Saberhagen	1989
2.	22	Steve Busby	1974
3.	21	Dennis Leonard	1978
4.	20	Mark Gubicza	1988
	20	Bret Saberhagen	1985
	20	Dennis Leonard	1980
	20*	Dennis Leonard	1977
	20	Paul Splittorff	1973
9.	19	Paul Splittorff	1978
10.	18+	Jason Vargas	2017
	18	Kevin Appier	1993
	18	Bret Saberhagen	1987
	18	Larry Gura	1982
	18	Larry Gura	1980
	18	Jim Colburn	1977
	18	Steve Busby	1975

## WIN-LOSS PERCENTAGE (15+ DECISIONS)

1.	.800	Danny Duffy (12-3)	2016
	.800	Larry Gura (16-4)	1978
3.	.793*	Bret Saberhagen (23-6)	1989
4.	.769	Bret Saberhagen (20-6)	1985
5.	.762	David Cone (16-5)	1994
6.	.733	Doug Bird (11-4)	1977
7.	.727	Paul Splittorff (16-6)	1977
8.	.714	Mark Gubicza (20-8)	1988
9.	.692	Kevin Appier (18-8)	1993
10.	.684	Al Fitzmorris (13-6)	1974

## LOSSES

1.	19	Darrell May	2004
	19	Paul Splittorff	1974
3.	18	Mark Gubicza	1987
	18	Danny Jackson	1987
	18+	Larry Gura	1983
6.	17	Zack Greinke	2005
	17	Paul Splittorff	1979
	17	Dennis Leonard	1978
	17	Dick Drago	1972
10.	16	Eight tied (last: Luke Hochevar, 2012)	

## SHUTOUTS

1.	6	Roger Nelson	1972
2.	5+	Dennis Leonard	1979
	5	Dennis Leonard	1977
4.	4	Eight tied (last: Bret Saberhagen, 1989)	

## GAMES STARTED

1.	40+	Dennis Leonard	1978
2.	38*	Dennis Leonard	1980
	38	Paul Splittorff	1978
	38	Steve Busby	1974
	38	Paul Splittorff	1973
6.	37	Larry Gura	1982
	37	Dennis Leonard	1977
	37	Paul Splittorff	1977
	37	Steve Busby	1973
10.	36	Mark Gubicza	1989
	36	Larry Gura	1980
	36	Paul Splittorff	1974

## APPEARANCES

1.	84*	Dan Quisenberry	1985
2.	79+	Peter Moylan	2017
3.	76	Kelvin Herrera	2012
	76	Jason Grimsley	2003
5.	75*	Dan Quisenberry	1980
6.	74	Jimmy Gobble	2007
7.	73	Aaron Crow	2012
	73	Jason Grimsley	2001
	73	Scott Service	1998
	73	Jeff Montgomery	1990

## COMPLETE GAMES

1.	21	Dennis Leonard	1977
2.	20	Dennis Leonard	1978
	20	Steve Busby	1974
4.	18	Steve Busby	1975
5.	16	Larry Gura	1980
	16	Dennis Leonard	1976
7.	15	Bret Saberhagen	1987
	15	Dick Drago	1971
9.	13	Paul Splittorff	1981
10.	12	Five tied (last: Bret Saberhagen*, 1989)	

## SAVES

1.	47	Greg Holland	2013
2.	46	Greg Holland	2014
3.	45+	Jeff Montgomery	1993
	45*	Dan Quisenberry	1983
5.	44*	Dan Quisenberry	1984
6.	43	Joakim Soria	2010
7.	42	Joakim Soria	2008
8.	39	Jeff Montgomery	1992
9.	37*	Dan Quisenberry	1985
10.	36	Jeff Montgomery	1998

## INNINGS PITCHED

1.	294.2	Dennis Leonard	1978
2.	292.2	Dennis Leonard	1977
3.	292.1	Steve Busby	1974
4.	283.1	Larry Gura	1980
5.	280.1	Dennis Leonard	1980
6.	269.2	Mark Gubicza	1988
7.	262.1*	Bret Saberhagen	1989
	262.0	Paul Splittorff	1978
	262.0	Paul Splittorff	1973
10.	260.2	Bret Saberhagen	1988

\*Led League; +Tied for league lead  
Single Season ERA based on a minimum 162 innings pitched

**STRIKEOUTS**

1.	244	Dennis Leonard	1977
2.	242	Zack Greinke	2009
3.	207	Kevin Appier	1996
4.	206	Bob Johnson	1970
5.	198	Steve Busby	1974
6.	196	James Shields	2013
	196	Kevin Appier	1997
8.	193	Bret Saberhagen	1989
9.	191	David Cone	1993
10.	188	Danny Duffy	2016

**BASERUNNERS PER 9 INNINGS**

1.	7.89*	Roger Nelson	1972
2.	8.71*	Bret Saberhagen	1989
3.	9.30	Larry Gura	1981
4.	9.56*	Bret Saberhagen	1985
5.	9.81*	Zack Greinke	2009
6.	9.99	Kevin Appier	1994
7.	10.01	David Cone	1994
8.	10.03	Larry Gura	1978
9.	10.04	Bret Saberhagen	1991
10.	10.24	Kevin Appier	1992

**HITS ALLOWED PER 9 INNINGS**

1.	6.23	Roger Nelson	1972
2.	6.74	Tom Gordon	1989
3.	6.82	David Cone	1994
4.	6.90	Kevin Appier	1993
5.	6.93	Bruce Dal Canton	1974
6.	7.17	Bret Saberhagen	1989
7.	7.21	Kevin Appier	1992
8.	7.26	Larry Gura	1981
9.	7.26	David Cone	1993
10.	7.29	Kevin Appier	1995

**WALKS PER 9 INNINGS**

1.	1.41*	Doug Bird	1976
2.	1.45*	Bret Saberhagen	1985
3.	1.48	Bret Saberhagen	1989
4.	1.50	Paul Byrd	2002
5.	1.61	Roger Nelson	1972
6.	1.72	Dick Drago	1971
7.	1.74	James Shields	2014
8.	1.80*	Mark Gubicza	1994
9.	1.83	Larry Gura	1981
10.	1.83	Dennis Leonard	1981

**HITS ALLOWED**

1.	284	Steve Busby	1974
2.	283*	Dennis Leonard	1978
3.	279	Paul Splittorff	1973
4.	272	Larry Gura	1980
5.	271	Dennis Leonard	1980
	271*	Bret Saberhagen	1988
7.	267*	Chris Haney	1996
8.	262	Tim Belcher	1996
9.	252	Mark Gubicza	1989
	252	Paul Splittorff	1974
	252	Dick Drago	1973

**WALKS+HITS/INNINGS PITCHED (WHIP)**

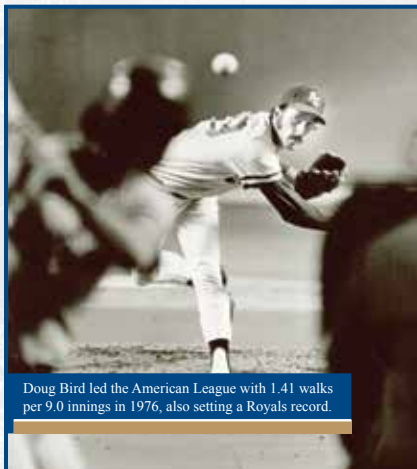
1.	0.87	Roger Nelson	1972
2.	0.96	Bret Saberhagen	1989
3.	1.01	Larry Gura	1981
4.	1.06	Bret Saberhagen	1985
5.	1.07	Bret Saberhagen	1991
6.	1.07	David Cone	1994
7.	1.07	Zack Greinke	2009
8.	1.10	Larry Gura	1978
9.	1.11	Kevin Appier	1993
10.	1.11	Dennis Leonard	1977

**WALKS ALLOWED**

1.	120	Mark Gubicza	1987
2.	114	David Cone	1993
3.	109	Danny Jackson	1987
4.	107	Pat Rapp	1998
5.	105	Steve Busby	1973
6.	102	Jim Rooker	1970
7.	100	Rich Gale	1978
8.	99	Tom Gordon	1990
	99	Rich Gale	1979
10.	94	Mac Suzuki	2000

**HOME RUNS ALLOWED**

1.	38	Darrell May	2004
2.	37*	Tim Belcher	1998
3.	36	Paul Byrd	2002
	36*	Jeff Suppan	2000
5.	34	Ian Kennedy	2017
6.	33	Ian Kennedy	2016
	33	Bruce Chen	2012
	33	Brian Anderson	2004
	33	Dennis Leonard	1979
10.	32	Jakob Junis	2018
		Jeff Suppan	2002



Doug Bird led the American League with 1.41 walks per 9.0 innings in 1976, also setting a Royals record.

\*Led League  
+Tied for league lead  
Single Season ratios based on a minimum 162 innings pitched

# TOP 10 PITCHING - CAREER

## ERA

1.	2.55	Dan Quisenberry	1979-88
2.	3.05	Steve Farr	1985-90
3.	3.20	Jeff Montgomery	1988-99
4.	3.21	Bret Saberhagen	1984-91
5.	3.46	Al Fitzmorris	1969-76
6.	3.48	Marty Pattin	1974-80
7.	3.49	Kevin Appier	1989-99, 2003-2004
8.	3.52	Dick Drago	1969-73
9.	3.56	Doug Bird	1973-78
10.	3.60	Charlie Leibrandt	1984-89

## WINS

1.	166	Paul Splittorff	1970-84
2.	144	Dennis Leonard	1974-86
3.	132	Mark Gubicza	1984-96
4.	115	Kevin Appier	1989-99, 2003-04
5.	111	Larry Gura	1976-85
6.	110	Bret Saberhagen	1984-91
7.	79	Tom Gordon	1988-95
8.	76	Charlie Leibrandt	1984-89
9.	70	Steve Busby	1972-80
	70	Al Fitzmorris	1969-76

## WON-LOSS PERCENTAGE

1.	.593	Al Fitzmorris (70-48)	1969-76
2.	.587	Larry Gura (111-78)	1976-85
3.	.586	Steve Farr (34-24)	1985-90
4.	.585	Bret Saberhagen (110-78)	1984-91
5.	.576	Doug Bird (49-36)	1973-78
6.	.576	Dennis Leonard (144-106)	1974-86
7.	.565	Steve Busby (70-54)	1972-80
8.	.560	Rich Gale (42-33)	1978-81
9.	.556	Kevin Appier (115-92)	1989-99, 03-04
10.	.555	Charlie Leibrandt (76-61)	1984-1989

## LOSSES

1.	143	Paul Splittorff	1970-84
2.	135	Mark Gubicza	1984-96
3.	106	Dennis Leonard	1974-86
4.	92	Kevin Appier	1989-99, 2003-2004
5.	78	Bret Saberhagen	1984-91
	78	Larry Gura	1976-85
7.	71	Tom Gordon	1988-95
8.	70	Dick Drago	1969-73
9.	67	Zack Greinke	2004-10
10.	65	Luke Hochevar	2007-16

## SHUTOUTS

1.	23	Dennis Leonard	1974-86
2.	17	Paul Splittorff	1970-84
3.	16	Mark Gubicza	1984-96
4.	14	Bret Saberhagen	1984-91
	14	Larry Gura	1976-85
6.	11	Al Fitzmorris	1969-76
7.	10	Kevin Appier	1989-98, 2003-2004
	10	Charlie Leibrandt	1984-89
	10	Dick Drago	1969-73
10.	7	Three tied (last: Steve Busby, 1972-80)	

## GAMES STARTED

1.	392	Paul Splittorff	1970-84
2.	327	Mark Gubicza	1984-96
3.	302	Dennis Leonard	1974-86
4.	275	Kevin Appier	1989-99, 2003-04
5.	226	Bret Saberhagen	1984-91
6.	219	Larry Gura	1976-85
7.	187	Charlie Leibrandt	1984-89
8.	169	Zack Greinke	2004-10
9.	160	Dick Drago	1969-73
10.	158	Danny Duffy	2011-18

## APPEARANCES

1.	686	Jeff Montgomery	1988-99
2.	573	Dan Quisenberry	1979-88
3.	442	Kelvin Herrera	2011-2018
4.	429	Paul Splittorff	1970-84
5.	427	Joakim Soria	2007-11, 2016-17
6.	382	Mark Gubicza	1984-96
7.	312	Dennis Leonard	1974-86
8.	310	Larry Gura	1976-85
9.	309	Greg Holland	2010-15
10.	292	Doug Bird	1973-78

## COMPLETE GAMES

1.	103	Dennis Leonard	1974-86
2.	88	Paul Splittorff	1970-84
3.	64	Bret Saberhagen	1984-91
4.	61	Larry Gura	1976-85
5.	53	Steve Busby	1972-80
	53	Dick Drago	1969-73
7.	42	Mark Gubicza	1984-96
8.	35	Al Fitzmorris	1969-76
9.	34	Charlie Leibrandt	1984-89
10.	32	Kevin Appier	1989-99, 2003-2004

## SAVES

1.	304	Jeff Montgomery	1988-99
2.	238	Dan Quisenberry	1979-88
3.	162	Joakim Soria	2007-11, 2016-17
4.	145	Greg Holland	2010-15
5.	58	Doug Bird	1973-78
6.	57	Kelvin Herrera	2011-18
7.	54	Roberto Hernandez	2001-2002
8.	50	Mike MacDougal	2001-2006
9.	49	Steve Farr	1985-90
10.	47	Wade Davis	2013-16

## INNINGS PITCHED

1.	2554.2	Paul Splittorff	1970-84
2.	2218.2	Mark Gubicza	1984-96
3.	2187.1	Dennis Leonard	1974-86
4.	1843.2	Kevin Appier	1989-99, 2003-04
5.	1701.1	Larry Gura	1976-85
6.	1660.1	Bret Saberhagen	1984-91
7.	1257.0	Charlie Leibrandt	1984-89
8.	1149.2	Tom Gordon	1988-95
9.	1134.0	Dick Drago	1969-73
10.	1108.0	Zack Greinke	2004-10

Career ERA and won-loss percentage based on a minimum 500 innings pitched for Kansas City

**STRIKEOUTS**

1.	1458	Kevin Appier	1989-99, 2003-04
2.	1366	Mark Gubicza	1984-96
3.	1323	Dennis Leonard	1974-86
4.	1093	Bret Saberhagen	1984-91
5.	1057	Paul Splittorff	1970-84
6.	999	Tom Gordon	1988-95
7.	931	Zack Greinke	2004-10
8.	<b>811</b>	<b>Danny Duffy</b>	<b>2011-18</b>
9.	720	Jeff Montgomery	1988-99
10.	702	Luke Hochevar	2007-16

**BASERUNNERS PER 9 INNINGS**

1.	10.35	Bret Saberhagen	1984-91
2.	10.41	Dan Quisenberry	1979-88
3.	11.25	Marty Pattin	1974-80
4.	11.37	Jeff Montgomery	1988-99
5.	11.37	Doug Bird	1973-78
6.	11.44	Kevin Appier	1989-99, 2003-04
7.	11.48	Larry Gura	1976-85
8.	11.57	Dennis Leonard	1974-86
9.	11.60	Buddy Black	1982-88
10.	11.70	Zack Greinke	2004-10

**HITS ALLOWED PER 9 INNINGS**

1.	8.05	Jeff Montgomery	1988-99
2.	8.14	Tom Gordon	1988-95
3.	8.16	Kevin Appier	1989-99, 2003-2004
4.	8.26	Steve Farr	1985-90
5.	8.41	Bret Saberhagen	1984-91
6.	8.51	Steve Busby	1972-80
7.	8.58	Danny Duffy	2011-18
8.	8.51	Larry Gura	1976-85
9.	8.63	Yordano Ventura	2013-16
10.	8.67	Buddy Black	1982-88

**WALKS PER 9 INNINGS**

1.	1.36	Dan Quisenberry	1979-88
2.	1.79	Bret Saberhagen	1984-91
3.	2.27	Zack Greinke	2004-10
4.	2.35	Jeremy Guthrie	2012-15
5.	2.37	Marty Pattin	1974-80
6.	2.37	Doug Bird	1973-78
7.	2.46	Dick Drago	1969-73
8.	2.56	Dennis Leonard	1974-86
9.	2.57	Charlie Leibrandt	1984-89
10.	2.66	Buddy Black	1982-88

**HITS ALLOWED**

1.	2644	Paul Splittorff	1970-84
2.	2226	Mark Gubicza	1984-96
3.	2137	Dennis Leonard	1974-86
4.	1671	Kevin Appier	1989-99, 2003-04
5.	1628	Larry Gura	1976-85
6.	1551	Bret Saberhagen	1984-91
7.	1294	Charlie Leibrandt	1984-89
8.	1162	Dick Drago	1969-73
9.	1121	Zack Greinke	2004-10
10.	1075	Al Fitzmorris	1969-76


**WALKS**

1.	783	Mark Gubicza	1984-96
2.	780	Paul Splittorff	1970-84
3.	634	Kevin Appier	1989-99, 2003-04
4.	622	Dennis Leonard	1974-86
5.	587	Tom Gordon	1988-95
6.	503	Larry Gura	1976-85
7.	433	Steve Busby	1972-80
8.	359	Al Fitzmorris	1969-76
	359	Charlie Leibrandt	1984-89
10.	<b>342</b>	<b>Danny Duffy</b>	<b>2011-18</b>

**HOME RUNS ALLOWED**

1.	202	Dennis Leonard	1974-86
2.	192	Paul Splittorff	1970-84
3.	166	Larry Gura	1976-85
4.	153	Mark Gubicza	1984-96
5.	138	Kevin Appier	1989-99, 2003-2004
6.	126	Bret Saberhagen	1984-91
7.	123	Jeff Suppan	1998-2002
8.	116	Luke Hochevar	2007-15
9.	112	Zack Greinke	2004-10
10.	<b>107</b>	<b>Danny Duffy</b>	<b>2011-18</b>

Stats per nine innings based on a minimum 500 innings pitched for Kansas City



Jeff Montgomery, the Royals' all-time saves leader, allowed just 8.05 hits per 9.0 innings in his KC career. (Photo by Rick Stewart/Getty Images)



# ALL-TIME LEAGUE LEADERS

## BATTING LEADERS

### GAMES (9)

161+	John Mayberry	1976
162+	Al Cowens	1977
162+	Hal McRae	1977
162+	Carlos Beltran	2002
162+	Billy Butler	2013
162+	Alcides Escobar	2014
162+	Alcides Escobar	2016
162+	Alcides Escobar	2017
162+	Eric Hosmer	2017

### AT BATS (3)

634	George Brett	1975
645	George Brett	1976
705	Willie Wilson	1980

### BATTING AVERAGE (4)

.333	George Brett	1976
.390	George Brett	1980
.322	Willie Wilson	1982
.329	George Brett	1990

### TOTAL BASES (1)

298	George Brett	1976
-----	--------------	------

### RUNS SCORED (2)

133	Willie Wilson	1980
136	Johnny Damon	2000

### HITS (6)

195	George Brett	1975
215	George Brett	1976
212	George Brett	1979
230	Willie Wilson	1980
207+	Kevin Seitzer	1987
192	Whit Merrifield	2018

### DOUBLES (8)

36+	Amos Otis	1970
33	Lou Piniella	1972
40	Amos Otis	1976
54	Hal McRae	1977
45	George Brett	1978
46+	Hal McRae	1982
45+	George Brett	1990
51	Alex Gordon	2012

### TRIPLES (10)

11	Fred Patek	1971
13+	George Brett	1975
14	George Brett	1976
20	George Brett	1979
15+	Willie Wilson	1980
15	Willie Wilson	1982
21	Willie Wilson	1985
15	Willie Wilson	1987
11+	Willie Wilson	1988
13	Jose Offerman	1998

### RUNS BATTED IN (1)

133	Hal McRae	1982
-----	-----------	------

### ON-BASE PERCENTAGE (3)

.417	John Mayberry	1973
.407	Hal McRae	1976
.461	George Brett	1980

### SLUGGING PCT. (4)

.664	George Brett	1980
.463	George Brett	1983
.585	George Brett	1985
.593	Danny Tartabull	1991

### ON-BASE PLUS SLUGGING (4)

.868	Hal McRae	1976
1.118	George Brett	1980
.947	George Brett	1983
1.022	George Brett	1985

### STOLEN BASES (6)

52	Amos Otis	1971
53	Fred Patek	1977
83	Willie Wilson	1979
46	Johnny Damon	2000
34	Whit Merrifield	2017
45	Whit Merrifield	2018

### BASE ON BALLS (3)

122	John Mayberry	1973
119	John Mayberry	1975
121	Darrell Porter	1979

### HIT BY PITCH (2)

15+	Mike Sweeney	2000
23	David DeJesus	2007

### STRIKEOUTS (2)

166	Steve Balboni	1985
172	Bo Jackson	1989

## PITCHING LEADERS

### WINS (3)

20+	Dennis Leonard	1977
23	Bret Saberhagen	1989
18+	Jason Vargas	2017

### LOSSES (3)

18	Larry Gura	1983
19	Darrell May	2004
17	Zack Greinke	2005

### WINNING PERCENTAGE (1)

.793	Bret Saberhagen	1989
------	-----------------	------

### ERA (3)

2.16	Bret Saberhagen	1989
2.56	Kevin Appier	1993
2.16	Zack Greinke	2009

### STARTS (10)

40+	Dennis Leonard	1978
38	Dennis Leonard	1980
26+	Dennis Leonard	1981
36+	Mark Gubicza	1989
33	Mark Gubicza	1995
34+	Gil Meche	2007
34+	Gil Meche	2008
34+	Bruce Chen	2012
34+	James Shields	2013
34+	James Shields	2014

### COMPLETE GAMES (2)

12	Bret Saberhagen	1989
7	Paul Byrd	2002

### SHUTOUTS (1)

5+	Dennis Leonard	1979
----	----------------	------

### APPEARANCES (4)

75	Dan Quisenberry	1980
69	Dan Quisenberry	1983
84	Dan Quisenberry	1985
79	Peter Moylan	2017

### SAVES (6)

33+	Dan Quisenberry	1980
35	Dan Quisenberry	1982
45	Dan Quisenberry	1983
44	Dan Quisenberry	1984
37	Dan Quisenberry	1985
45+	Jeff Montgomery	1993

### INNINGS PITCHED (2)

201.2	Dennis Leonard	1981
262.1	Bret Saberhagen	1989

### WALKS PER 9 INNINGS (4)

1.41	Doug Bird	1976
1.45	Bret Saberhagen	1985
1.80	Mark Gubicza	1994
2.01	Chris Haney	1996

### WHIP (4)

0.87	Roger Nelson	1972
1.13	Buddy Black	1984
1.06	Bret Saberhagen	1985
0.96	Bret Saberhagen	1989

### HITS ALLOWED (5)

283	Dennis Leonard	1978
202	Dennis Leonard	1981
271	Bret Saberhagen	1988
267	Chris Haney	1996
236	Jeremy Guthrie	2013

### HOME RUNS ALLOWED (3)

30	Dennis Leonard	1980
37	Tim Lincecum	1998
36	Jeff Suppan	2000

### OUTFIELD ASSISTS (6)

15+	Amos Otis	1970
14	Willie Wilson	1981
17	Jermaine Dye	1999
20	Alex Gordon	2011
19	Jeff Francoeur	2012
17	Alex Gordon	2013

**TEAM BATTING**

Runs, Game, Royals	14
Runs, Game, Opponent	11 (Twice)
Runs, Inning, Royals	7
Runs, Inning, Opponent	6
Hits, Game, Royals	16
Hits, Game, Opponent	16 (Twice)
Doubles, Game, Royals	6
Doubles, Game, Opponent	5 (Twice)
Triples, Game, Royals	2 (Twice)
Triples, Game, Opponent	1 (Seven times)
Home Runs, Game, Royals	3 (Five times)
Home Runs, Game, Opponent	4
Extra-Base Hits, Game, Royals	7 (Thrice)
Extra-Base Hits, Game, Opponent	5 (Seven times)
Walks, Game, Royals	9
Walks, Game, Opponent	6 (Seven times)
Strikeouts, Game, Royals	15
Strikeouts, Game, Opponent	16
Most Left on Base, Game, Royals	13 (Twice)
Most Left on Base, Game, Opponent	15
Fewest Left on Base, Game, Royals	2 (Twice)
Fewest Left on Base, Game, Opponent	0
Stolen Bases, Game, Royals	7**
Stolen Bases, Game, Opponent	3 (Twice)

\*\* - Ties MLB Postseason record

**TEAM FIELDING**

Double Plays, Game, Royals	3 (Twice)
Double Plays, Game, Opponent	3 (Twice)
Errors, Game, Royals	3 (Four times)
Errors, Game, Opponent	5

**INDIVIDUAL BATTING**

At Bats, Game	6 (Eight times)
Runs, Game	4
Hits, Game	4 (Four times)
Doubles, Game	3
Triples, Game	1 (21 times)
Home Runs, Game	3
RBI, Game	4 (Four times)
Walks, Game	3 (Five times)
Strikeouts, Game	4

**INDIVIDUAL PITCHING**

Innings Pitched, Game	9.0 (Seven times)
Strikeouts, Game	9
Walks, Game	5 (Twice)
Earned Runs, Game	8
Hits Allowed, Game	12

**TEAM MISCELLANEOUS**

Longest Game, Innings	14
Longest Game, Time (9 Innings)	4:17
Longest Game, Time (Extra-Innings)	5:09
Shortest Game, Time (9 Innings)	2:09
Shortest Game, Time (Extra-Innings)	3:19
Largest Victory Margin	12
Largest Margin of Defeat	7 (Twice)
Largest Deficit Overcome in Win	4 (Twice)
Largest Lead Lost	4 (Twice)

Game 4, 2015 ALCS (Toronto)  
 Last: Game 3, 2015 ALCS (Toronto)  
 Game 6, 2014 WS, 2nd (San Francisco)  
 Game 3, 2015 ALCS, 3rd (Toronto)  
 Game 2, 1978 ALCS (New York Yankees)  
 Last: Game 4, 2014 WS (San Francisco)  
 Game 6, 2014 WS (San Francisco)  
 Last: Game 4, 1985 ALCS (Toronto)  
 Last: Game 4, 1977 ALCS (New York Yankees)  
 Last: Game 1, 2014 WS (San Francisco)  
 Last: Game 1, 2014 ALCS (Baltimore)  
 Game 4, 2015 ALDS (Houston)  
 Last: Game 6, 2014 WS (San Francisco)  
 Last: Game 5, 2015 ALCS (Toronto)  
 Game 4, 1985 ALCS (Toronto)  
 Last: Game 5, 2015 WS (New York Mets)  
 Game 5, 1985 WS (St. Louis)  
 Game 4, 2015 ALDS (Houston)  
 Last: Game 1, 2015 WS (New York Mets)  
 Game 5, 1980 WS (Philadelphia)  
 Game 5, 2015 ALDS (Houston)  
 Game 5, 2015 ALDS (Houston)  
 Wild Card Game, 2014 (Oakland)  
 Last: Game 6, 2015 ALCS (Toronto)

Last: Game 5, 2015 WS (New York Mets)  
 Last: Game 2, 1985 WS (St. Louis)  
 Last: Game 2, 1985 ALCS (Toronto)  
 Game 2, 1976 ALCS (New York Yankees)

Last: Alcides Escobar, Eric Hosmer, Mike Moustakas, Game 5, 2015 WS  
 George Brett, Game 3, 1985 ALCS  
 Last: Alcides Escobar, Game 3, 2015 ALCS  
 Ben Zobrist, Game 3, 2015 ALCS  
 Last: Alcides Escobar, Game 2, 2015 WS  
 George Brett, Game 3, 1978 ALCS  
 Last: Alcides Escobar, Game 4, 2015 ALCS  
 Last: Jim Sundberg, Game 3, 1985 WS  
 Alex Gordon, Game 2, 2014 ALCS

Last: Johnny Cueto, Game 2, 2015 WS  
 Dennis Leonard, Game 4, 1978 ALCS  
 Last: Edinson Volquez, Game 5, 2015 WS  
 Johnny Cueto, Game 3, 2015 ALCS  
 Larry Gura, Game 1, 1976 ALCS

Game 1, 2015 WS (New York Mets)  
 Game 2, 2014 ALCS (Baltimore)  
 Game 1, 2015 WS (New York Mets), 14 innings  
 Game 1, 1976 ALCS (New York Yankees)  
 Game 3, 1980 WS (Philadelphia)  
 Game 4, 2015 ALCS (Toronto)  
 Last: Game 4, 2014 WS (San Francisco)  
 Last: Game 4, 2015 ALDS (Houston)  
 Last: Game 1, 2014 ALCS (Baltimore)

# POSTSEASON RECORDS - CAREER

## BATTING

### BATTING AVERAGE

1.	.337	George Brett	1976-78, 80-81, 84-85
2.	.311	Alcides Escobar	2014-15
3.	.306	Freddie Patek	1976-78
4.	.303	Ben Zobrist	2015
5.	.295	Lorenzo Cain	2014-15

### AT BATS

1.	166	George Brett	1976-78, 80-81, 84-85
2.	150	Frank White	1976-78, 80-81, 84-85
3.	135	Alcides Escobar	2014-15
4.	128	Willie Wilson	1978, 80-81, 84-85
5.	123	Eric Hosmer	2014-15

### RUNS

1.	30	George Brett	1976-78, 80-81, 84-85
2.	24	Lorenzo Cain	2014-15
3.	21	Alcides Escobar	2014-15
4.	18	Eric Hosmer	2014-15
5.	17	Alex Gordon	2014-15

### HITS

1.	56	George Brett	1976-78, 80-81, 84-85
2.	42	Alcides Escobar	2014-15
3.	36	Lorenzo Cain	2014-15
4.	35	Willie Wilson	1978, 80-81, 84-85
5.	34	Eric Hosmer	2014-15

### DOUBLES

1.	11	Hal McRae	1976-78, 80-81, 84-85
2.	10	Alex Gordon	2014-15
3.	9	Alcides Escobar	2014-15
4.	8	George Brett	1976-78, 80-81, 84-85
	8	Ben Zobrist	2015

## PITCHING

### WINS

1.	3	Wade Davis	2014-15
	3	Dennis Leonard	1976-78, 80-81
	3	Dan Quisenberry	1980-81, 84-85
4.	2	10 tied	

### INNINGS PITCHED

1.	50.0	Dennis Leonard	1976-78, 80-81
2.	46.1	Yordano Ventura	2014-15
3.	44.0	Larry Gura	1976-78, 80-81
4.	39.2	Charlie Leibrandt	1984-85
5.	38.2	Paul Splittorff	1976-78, 80

### APPEARANCES

1.	22	Kelvin Herrera	2014-15
2.	20	Wade Davis	2014-15
3.	18	Dan Quisenberry	1980-81, 84-85
4.	11	Greg Holland	2014
5.	10	Dennis Leonard	1976-78, 80-81
	10	Yordano Ventura	2014-15

### ERA

1.	0.36	Wade Davis	2014-15
2.	1.04	Danny Jackson	1985
3.	1.26	Kelvin Herrera	2014-15
4.	1.80	Renie Martin	1980-81
5.	2.16	Bret Saberhagen	1984-85

### TRIPLES

1.	5	George Brett	1976-78, 80-81, 84-85
2.	3	Alcides Escobar	2014-15
3.	2	Willie Wilson	1978, 80-81, 84-85
4.	1	11 tied	

### HOME RUNS

1.	10	George Brett	1976-78, 80-81, 84-85
2.	6	Mike Moustakas	2014-15
3.	5	Salvador Perez	2014-15
4.	4	Willie Aikens	1980-81
	4	Kendrys Morales	2015

### RBI

1.	29	Eric Hosmer	2014-15
2.	23	George Brett	1976-78, 80-81, 84-85
3.	19	Lorenzo Cain	2014-15
4.	17	Alex Gordon	2014-15
5.	16	Frank White	1976-78, 80-81, 84-85

### WALKS

1.	17	George Brett	1976-78, 80-81, 84-85
2.	16	Lorenzo Cain	2014-15
3.	14	Alex Gordon	2014-15
4.	12	Eric Hosmer	2014-15
	12	Hal McRae	1976-78, 80-81, 84-85

### STOLEN BASES

1.	8	Lorenzo Cain	2014-15
	8	Amos Otis	1976-78, 80-81
3.	6	Willie Wilson	1978, 80-81, 84-85
4.	4	4 tied	

### COMPLETE GAMES

1.	2	Danny Jackson	1985
	2	Dennis Leonard	1976-78, 80-81
	2	Bret Saberhagen	1984-85
4.	1	Three tied	

### STRIKEOUTS

1.	38	Wade Davis	2014-15
	38	Kelvin Herrera	2014-15
3.	36	Yordano Ventura	2014-15
4.	31	Dennis Leonard	1976-78, 80-81
5.	23	Edinson Volquez	2015

### OPPONENTS' AVERAGE

1.	.157	Chris Young	2015
2.	.163	Wade Davis	2014-15
3.	.186	Edinson Volquez	2015
4.	.189	Johnny Cueto	2015
5.	.200	Jason Vargas	2014

### SAVES

1.	7	Greg Holland	2014
2.	4	Wade Davis	2015
3.	3	Dan Quisenberry	1980-81, 84-85

Career batting average is based on a minimum of 50 plate appearances in postseason play.

Career ERA and opponents' average based on a minimum of 15.0 innings pitched in postseason play.

**COMPLETE GAME NO-HITTERS**

No.	Pitcher	Date	Opponent	Score
1.	Steve Busby	April 27, 1973	at Detroit	3-0
2.	Steve Busby	June 19, 1974	at Milwaukee	2-0
3.	Jim Colborn	May 14, 1977	Texas	6-0
4.	Bret Saberhagen	August 26, 1991	Chicago	7-0

**COMPLETE GAME ONE-HITTERS**

No.	Pitcher	Date	Opponent	Score
1.	Bill Butler	August 9, 1969	at Cleveland	10-0
2.	Wally Bunker	September 11, 1969	at California	3-0
3.	Dick Drago	July 30, 1971 (4 1/2 inn.)	at Baltimore	0-1
4.	Paul Splittorff	August 11, 1971	at Washington	1-0
5.	Roger Nelson	August 23, 1972	Boston	3-0
6.	Paul Splittorff	August 3, 1975	Oakland	5-0
7.	Andy Hassler	July 2, 1977	at Cleveland	1-0
8.	Paul Splittorff	September 2, 1977 (G2)	Milwaukee	3-0
9.	Rich Gale	June 13, 1978	Texas	5-0
10.	Larry Gura	April 30, 1980	at Toronto	3-0
11.	Vida Blue	September 13, 1982	Seattle	8-0
12.	Charlie Leibrandt	May 16, 1987	Milwaukee	13-0
13.	Kevin Appier	July 7, 1990	at Detroit	4-0
14.	Hipolito Pichardo	July 21, 1992	Boston	8-0
15.	Dennis Rasmussen	September 29, 1992	at California	2-0
16.	Kevin Appier	July 27, 1993	Texas	0-1
17.	David Cone	May 22, 1994	at California	4-0
18.	Mark Gubicza	June 15, 1995	at Oakland	7-0
19.	Zack Greinke	August 30, 2009	at Seattle	3-0

**COMPLETE GAME TWO-HITTERS**

No.	Pitcher	Date	Opponent	Score
1.	Bob Johnson	August 23, 1970	Boston	4-3
2.	Al Fitzmorris	August 4, 1971 (2nd)	Minnesota	3-0
3.	Dick Drago	April 25, 1972	Baltimore	3-0
4.	Roger Nelson	October 4, 1972	Texas	4-0
5.	Paul Splittorff	April 14, 1973	at Chicago	3-0
6.	Paul Splittorff	June 18, 1974	at Milwaukee	4-0
7.	Al Fitzmorris	August 5, 1975	Minnesota	6-1
8.	Andy Hassler	August 20, 1976	Milwaukee	3-0
9.	Dennis Leonard	June 28, 1977	at California	3-1
10.	Rich Gale	May 15, 1978	Boston	3-1
11.	Dennis Leonard	June 11, 1980 (1st)	Cleveland	5-0
12.	Bret Saberhagen	May 17, 1985	at Milwaukee	3-0
13.	Bret Saberhagen	April 16, 1986	at Boston	1-0
14.	Dennis Leonard	April 29, 1986	at Detroit	1-2
15.	Danny Jackson	October 1, 1986	California	2-0
16.	Bret Saberhagen	April 10, 1987	New York	13-1
17.	Bret Saberhagen	May 9, 1987	at Cleveland	4-0
18.	Charlie Leibrandt	July 26, 1987	at Baltimore	4-0
19.	Mark Gubicza	June 11, 1988	at California	7-0
20.	Charlie Leibrandt	June 15, 1988	at Oakland	2-0
21.	Mark Gubicza	September 16, 1988	at Oakland	3-0
22.	Bret Saberhagen	May 18, 1990	at New York	4-1
23.	Chris Haney	September 22, 1992	Seattle	3-0
24.	David Cone	May 9, 1993	Texas	1-2
25.	Kevin Appier	August 7, 1996	Oakland	7-0
26.	Tim Lincecum	May 13, 1997	Boston	9-0
27.	Kevin Appier	May 21, 1997	at Cleveland	0-1
28.	Jose Rosado	July 3, 1998	Cleveland	1-2
29.	Jeff Suppan	April 29, 2002	at Detroit	4-0
30.	Brian Anderson	August 4, 2004	Chicago	11-0
31.	Bruce Chen	October 1, 2010	Tampa Bay	7-0
32.	James Shields	April 13, 2013	Toronto	2-3



**COMPLETE GAME NO-HITTERS**

No.	Pitcher	Date	Club	Score
1.	Nolan Ryan	May 15, 1973	California	0-3
2.	Jon Lester	May 19, 2008	at Boston	0-7

**COMPLETE GAME ONE-HITTERS**

No.	Pitcher	Date	Club	Score
1.	Jim Hannan	August 17, 1970	at Washington	0-7
2.	Vida Blue	September 11, 1970	Oakland	0-3
3.	Mike Cuellar	May 12, 1971	at Baltimore	0-6
4.	Bert Blyleven	May 24, 1973	at Minnesota	0-2
5.	Jim Bibby	June 29, 1973	at Texas	0-3
6.	Jim Palmer	June 8, 1975	at Baltimore	0-1
7.	Milt Wilcox	April 20, 1982	at Detroit	0-8
8.	Jim Beattie	September 27, 1983	at Seattle	0-4
9.	Ken Schrom	June 26, 1985	at Minnesota	1-2
10.	Mike Trujillo	September 20, 1986	at Seattle	0-3
11.	Curt Young	October 5, 1986	at Oakland	0-6
12.	Mike Boddicker	April 28, 1987	Baltimore	0-3
13.	Teddy Higuera	September 1, 1987	Milwaukee	0-2
14.	Jeff Robinson	July 28, 1988	at Detroit	1-7
15.	Jack Morris	July 6, 1990	at Detroit	0-4
16.	Ben McDonald	July 20, 1993	at Baltimore	0-7
17.	Mike Moore	July 25, 1993	at Detroit	0-3
18.	Bobby Witt	June 23, 1994	at Oakland	0-4
19.	Gil Meche	June 13, 2000 (5 IP)	Seattle	0-7
20.	Todd Ritchie	July 13, 2001	at Pittsburgh	0-1
21.	Scott Baker	August 31, 2007	at Minnesota	0-5
22.	Carlos Carrasco	September 25, 2015	Cleveland	0-6
23.	Andrew Heaney	June 5, 2018	at Los Angeles Angels	0-1

**COMPLETE GAME TWO-HITTERS**

No.	Pitcher	Date	Club	Score
1.	Mike Cuellar	May 18, 1969	Baltimore	0-5
2.	Sam McDowell	May 20, 1969	at Cleveland	1-4
3.	Earl Wilson	June 15, 1969	Detroit	0-7
4.	George Brunet	July 14, 1969	at California	0-2
5.	Steve Hargan	July 18, 1970	Cleveland	1-4
6.	Blue Moon Odom	September 6, 1970	at Oakland	1-7
7.	Jim Perry	September 25, 1970	Minnesota	0-1
8.	Jim Palmer	July 30, 1971 (4 1/2 inn.)	at Baltimore	0-1
9.	Mike Paul	August 12, 1972 (7 inn.)	at Texas	0-3
10.	Doc Medich	July 20, 1974	at New York	2-6
11.	Joe Decker	September 7, 1974	Minnesota	1-0
12.	Vida Blue	September 9, 1974	at Oakland	0-3
13.	Blue Moon Odom	June 4, 1975	at Cleveland	0-4
14.	Mike Cuellar	August 11, 1975	at Baltimore	0-4
15.	Jim Palmer	August 13, 1975	at Baltimore	0-3
16.	Mike Torrez	September 28, 1976	at Oakland	0-1
17.	Nolan Ryan	May 10, 1977	California	1-6
18.	Jim Clancy	April 13, 1979 (5 1/2 inn.)	at Toronto	1-4
19.	Sammy Stewart	June 7, 1979	at Baltimore	1-3
20.	Tom Underwood	August 7, 1979	at Toronto	2-3
21.	Jerry Koonsman	September 4, 1979	at Minnesota	1-5
22.	Rick Sutcliffe	May 11, 1983	at Cleveland	0-2
23.	Scott McGregor	May 28, 1983	Baltimore	0-1
24.	Melido Perez	October 1, 1988	Chicago White Sox	0-3
25.	Jimmy Key	April 14, 1989	at Toronto	0-3
26.	John Cerutti	August 2, 1989	at Toronto	0-8
27.	Scott Bankhead	September 23, 1989	Seattle	0-8
28.	Ricky Bones	September 8, 1993	Milwaukee	1-2
29.	Pat Hentgen	May 3, 1994	at Toronto	0-1
30.	Steve Sparks	April 30, 2002	at Detroit	3-9
31.	Paul Byrd	July 1, 2005	Los Angeles Angels	0-5
32.	Jamie Moyer	June 2, 2006	at Seattle	0-4
33.	Jeff Niemann	June 3, 2009	at Tampa Bay	0-9

**STEVE BUSBY**

**April 27, 1973 at Detroit  
Kansas City 3, Detroit 0**



In just his 10th Major League start, 23-year old Steve Busby recorded the first no-hitter in club history by shutting down Detroit on April 27, 1973. His no-hitter was the first in Tiger Stadium since 1952. He allowed 6 walks and struck out 4 in the 3-0 win.

In his next start, Busby allowed just 1 hit in 5.2 innings of work in a 5-3 win at Milwaukee on May 4. Busby picked up where he left off, tossing 5.1 hitless innings until Dave May homered in the sixth inning. Busby didn't allow any more hits but was removed later that inning because of wildness.

Kansas City	AB	R	H	RBI	BB	K	PO	A
Patek ss	4	0	0	0	1	1	4	5
Hovley dh	4	0	1	0	0	0	0	0
McRae ph,dh	1	0	0	0	0	0	0	0
Otis cf	4	1	1	1	0	1	2	0
Mayberry 1b	3	0	0	0	1	0	11	0
Piniella lf	4	0	2	0	0	0	3	0
Kirkpatrick rf	4	2	3	1	0	0	2	0
Rojas 2b	3	0	1	0	0	0	1	1
Schaal 3b	4	0	0	0	0	0	0	1
Healy c	4	0	0	0	0	0	4	0
Busby p	0	0	0	0	0	0	0	2
<b>Totals</b>	<b>35</b>	<b>3</b>	<b>8</b>	<b>2</b>	<b>2</b>	<b>2</b>	<b>27</b>	<b>9</b>

Detroit	AB	R	H	RBI	BB	K	PO	A
Northrup rf	4	0	0	0	0	0	5	0
Rodriguez 3b	3	0	0	0	0	1	1	2
Sims ph	0	0	0	0	1	0	0	0
Reese lf	3	0	0	0	1	0	2	0
Freehan c	2	0	0	0	2	0	2	1
G. Brown dh	3	0	0	0	0	0	0	0
N. Cash 1b	1	0	0	0	2	1	12	1
McAuliffe 2b	3	0	0	0	0	0	2	3
Stanley cf	3	0	0	0	0	1	1	0
Brinkman ss	3	0	0	0	0	1	2	4
Perry p	0	0	0	0	0	0	0	3
Scherman p	0	0	0	0	0	0	0	0
<b>Totals</b>	<b>25</b>	<b>0</b>	<b>0</b>	<b>0</b>	<b>6</b>	<b>4</b>	<b>27</b>	<b>14</b>

KC 0 0 0 0 1 0 0 1 1 - 3 8 0  
DET 0 0 0 0 0 0 0 0 0 - 0 0 2

**DP:** Kansas City, 2; Detroit, 1. **E:** Rodriguez (1), N. Cash (2). **PB:** Healy (1); Freehan (1). **HR:** Kirkpatrick (3, 5th inning off Perry 0 on, 0 out), Otis (4,8th inning off Perry 0 on, 1 out). **SH:** Rojas (1,off Perry).

Kansas City	IP	H	HR	R	ER	BB	K
Perry (2-2)	9.0	0	0	0	0	0	6
Detroit	IP	H	HR	R	ER	BB	K
Perry (2-2)	8.2	8	2	3	2	2	2
Scherman	0.1	0	0	0	0	0	0
<b>Totals</b>	<b>9.0</b>	<b>8</b>	<b>2</b>	<b>3</b>	<b>2</b>	<b>2</b>	<b>2</b>

**WP:** Busby (1).

**Umpires:** Rice, Goetz, Maloney, Evans

**Time of Game:** 2:18 **Attendance:** 16,345

**STEVE BUSBY**

**June 19, 1974 at Milwaukee  
Kansas City 2, Milwaukee 0**



Busby became the first pitcher in Major League history to collect no-hitters in each of his first 2 big league seasons when he defeated the Milwaukee Brewers on June 19, 1974 at County Stadium, W-0.

George Scott, who walked to lead off the second inning, was Milwaukee's only baserunner in the game. Busby then retired 24 straight batters to establish a club record.

Busby then retired the first 9 batters faced in his next start against Chicago on June 24. The 33-straight batters retired established an American League record.

Kansas City	AB	R	H	RBI	BB	K	PO	A
Patek ss	4	0	2	0	0	0	1	2
Rojas 2b	4	0	1	0	0	0	0	3
Otis cf	4	0	1	0	0	1	3	0
Mayberry 1b	3	1	0	0	1	1	14	0
McRae dh	4	0	1	0	0	0	0	0
Wohlford lf	4	1	1	0	0	0	0	0
Cowens rf	3	0	0	0	1	0	2	0
Brett 3b	3	0	1	1	0	0	1	2
Healy c	3	0	0	0	0	0	0	3
Busby p	0	0	0	0	0	0	0	2
<b>Totals</b>	<b>32</b>	<b>2</b>	<b>7</b>	<b>1</b>	<b>2</b>	<b>2</b>	<b>27</b>	<b>12</b>

Milwaukee	AB	R	H	RBI	BB	K	PO	A
Money 3b	4	0	0	0	0	0	1	3
Yount ss	3	0	0	0	0	1	2	3
May rf	3	0	0	0	0	0	0	3
Scott 1b	2	0	0	0	1	0	9	1
Briggs lf	3	0	0	0	0	1	1	0
Porter c	3	0	0	0	0	0	2	0
Hansen dh	3	0	0	0	0	0	0	0
Coluccio cf	3	0	0	0	0	1	4	0
T. Johnson 2b	3	0	0	0	0	0	5	1
Wright p	0	0	0	0	0	0	0	2
<b>Totals</b>	<b>27</b>	<b>0</b>	<b>0</b>	<b>0</b>	<b>1</b>	<b>3</b>	<b>27</b>	<b>11</b>

KC 0 1 0 1 0 0 0 0 - 2 7 0  
MIL 0 0 0 0 0 0 0 0 - 0 0 2

**DP:** Milwaukee, 2. **E:** Yount (12), Porter (7).

Kansas City	IP	H	HR	R	ER	BB	K
Busby (9-6)	9.0	0	0	0	0	1	3
Milwaukee	IP	H	HR	R	ER	BB	K
Wright (5-9)	9.0	7	0	2	1	2	2

**Umpires:** Brinkman, Chylak, McCoy, Bremigan

**Time of Game:** 2:03 **Attendance:** 9,019

# ROYALS NO-HITTERS (CONT.)

## JIM COLBORN

### Kansas City 6, Texas 0

May 14, 1977 at Kansas City



Jim Colborn secured his place in club history in his first season in Kansas City by becoming the first Royal to pitch a no-hitter in Royals Stadium. He no-hit the Texas Rangers on May 14, 1977 in a 6-0 win to collect the first of 3 no-hitters in the Major Leagues during the 1977 campaign.

Colborn hit Toby Harrah and walked Jim Sundberg in the sixth inning to mark the only Rangers' baserunners. He faced only 28 batters in the game and struck out 6 in the outing.

Texas	AB	R	H	RBI	BB	K	PO	A
Washington lf	4	0	0	0	0	0	1	0
Campaneris ss	3	0	0	0	0	0	1	3
Hargrove 1b	3	0	0	0	0	0	8	0
Horton dh	3	0	0	0	0	1	0	0
Grieve rf	3	0	0	0	0	1	5	1
Harrah 3b	2	0	0	0	0	0	1	1
Wills 2b	3	0	0	0	0	3	2	3
Sundberg c	1	0	0	0	1	0	3	1
Fahay ph	1	0	0	0	0	0	0	0
Beniquez cf	2	0	0	0	0	1	2	0
May ph	1	0	0	0	0	0	0	0
Boggs p	0	0	0	0	0	0	0	0
Marshall p	0	0	0	0	0	0	1	0
<b>Totals</b>	<b>26</b>	<b>0</b>	<b>0</b>	<b>0</b>	<b>1</b>	<b>6</b>	<b>24</b>	<b>9</b>

Kansas City	AB	R	H	RBI	BB	K	PO	A
Nelson dh	4	1	0	0	1	0	0	0
Poquette rf	4	1	2	1	0	0	3	0
McRae lf	2	0	1	1	2	0	1	0
Zdeb pr, lf	0	0	0	0	0	0	1	0
Covens cf	4	0	2	0	0	0	4	0
LaCock 1b	4	1	2	0	0	0	7	4
Porter c	4	1	2	1	0	1	6	0
Rojas 3b	4	1	1	0	0	2	0	0
Patek ss	4	1	2	2	0	0	0	2
White 2b	3	0	0	1	0	0	1	3
Colborn p	0	0	0	0	0	0	4	1
<b>Totals</b>	<b>33</b>	<b>6</b>	<b>12</b>	<b>6</b>	<b>3</b>	<b>3</b>	<b>27</b>	<b>10</b>

TEX 0 0 0 0 0 0 - 0 0 0  
KC 0 0 2 0 0 2 x - 6 12 0

DP: Texas, 1; Kansas City, 1. HBP: Harrah (1, by Colborn). 2B: LaCock 2 (5, off Boggs 2); Rojas (5, off Boggs); Porter (7, off Marshall). 3B: Poquette (2, off Boggs); Porter (2, off Boggs); Patek (3, off Marshall). SH: White (3, off Marshall). SB: Rojas (1, 2nd base off Marshall/Sundberg); Harrah (3, 2nd base off Colborn/Porter). CS: Patek (2, 2nd base by Marshall/Sundberg).

Texas	IP	H	HR	R	ER	BB	K
Boggs (0-3)	5.1	9	0	4	4	2	3
Marshall	2.2	3	0	2	2	1	0
<b>Totals</b>	<b>8.0</b>	<b>12</b>	<b>0</b>	<b>6</b>	<b>6</b>	<b>3</b>	<b>3</b>

Kansas City	IP	H	HR	R	ER	BB	K
Colborn (5-3)	9.0	0	0	0	0	0	16

HBP: Colborn (6, Harrah).

Umpires: Deegan, McKeen, Ford, DiMuro  
Time of Game: 2:10 Attendance: 29,978

## BRET SABERHAGEN

### Kansas City 7, Chicago 0

August 26, 1991 at Kansas City



Bret Saberhagen collected the Royals last no-hitter on Aug. 26, 1991 with a 7-0 win over the White Sox at Royals Stadium. He walked 2 and struck out 5 batters in the no-hit effort.

Saberhagen became just the third pitcher in Major League history to throw a no-hitter, win a Cy Young Award and be named World Series MVP, joining Hall of Famers Sandy Koufax and Bob Gibson.

Chicago	AB	R	H	RBI	BB	K	PO	A
Raines lf	4	0	0	0	0	2	5	1
Cora 2b	4	0	0	0	0	1	1	7
Thomas 1b	4	0	0	0	0	0	6	1
Ventura 3b	3	0	0	0	0	0	1	0
Fisk dh	3	0	0	0	0	1	0	0
Pasqua rf	2	0	0	0	1	0	1	0
Johnson cf	3	0	0	0	0	0	1	0
Karkovice c	2	0	0	0	1	1	2	0
Merullo c	0	0	0	0	0	0	0	0
Guillen ss	3	0	0	0	0	0	6	1
Hough p	0	0	0	0	0	0	1	0
Patterson p	0	0	0	0	0	0	0	1
Pall p	0	0	0	0	0	0	0	0
Radinsky p	0	0	0	0	0	0	24	0
<b>Totals</b>	<b>28</b>	<b>0</b>	<b>0</b>	<b>0</b>	<b>2</b>	<b>5</b>	<b>20</b>	<b>11</b>

Kansas City	AB	R	H	RBI	BB	K	PO	A
McRae cf	4	2	1	0	0	0	1	0
Gibson lf	4	3	3	1	1	0	3	0
Brett dh	3	1	2	1	1	0	0	0
Eisenreich rf	3	0	1	1	0	0	3	0
Benzing 1b	4	1	2	3	0	0	12	0
Pecota 3b	4	0	1	1	0	0	0	2
Mayne c	4	0	1	0	0	0	5	0
Howard ss	4	0	1	0	0	0	0	3
Shumpert 2b	4	0	1	0	0	2	0	5
Saberhagen p	0	0	0	0	0	0	3	2
<b>Totals</b>	<b>34</b>	<b>7</b>	<b>13</b>	<b>7</b>	<b>2</b>	<b>2</b>	<b>27</b>	<b>12</b>

CHI 0 0 0 0 0 0 - 0 0 1  
KC 2 0 3 2 0 0 x - 7 13 1

E: Patterson (3); Gibson (3). PB: Karkovice (2). 2B: Pecota (17, off Hough); Benzing (8, off Patterson). 3B: Gibson (6, off Patterson). SF: Brett (7, off Hough); Eisenreich (3, off Patterson). HBP: McRae (2, by Patterson). SB: Benzing (1, 2nd base off Hough/Karkovice).

Chicago	IP	H	HR	R	ER	BB	K
Hough (7-8)	2.2	8	0	5	5	1	0
Patterson	1.0	2	0	2	2	1	1
Pall	3.1	2	0	0	0	0	1
Radinsky	1.0	1	0	0	0	0	0
<b>Totals</b>	<b>8.0</b>	<b>13</b>	<b>0</b>	<b>7</b>	<b>7</b>	<b>2</b>	<b>2</b>

Kansas City	IP	H	HR	R	ER	BB	K
Saberhagen (10-6)	9.0	0	0	0	0	0	25

WP: Pall (2). HBP: Patterson (1, McRae).

Umpires: Hendry, J. Hirschbeck, Phillips, Cederstrom  
Time of Game: 2:30 Attendance: 25,164

## PAIR OF NO-HITTERS AGAINST THE ROYALS

California Angels ace Nolan Ryan recorded the 1st no-hitter in Kauffman Stadium history and the first of two no-hitters against the Royals on May 15, 1973. He struck out 12 and allowed only 3 base runners, all walks, in the 3-0 win. It was the first of two no-hitters for Ryan on the season and the first of a record seven no-hitters in his career.

(Photo by Louis Requena/Getty Images)



Boston Red Sox lefty Jon Lester recorded the second no-hitter against the Royals on May 19, 2008. The no-hitter was the first pitched against the Royals in a road game for KC. Lester walked two (Billy Butler and Esteban German) and struck out nine, throwing 130 pitches. The Red Sox went on to win the game, 7-0, in front of 37,746 faithful at Fenway Park.

(Photo by Elsa/Getty Images)



## SIX-HIT GAMES

No.	Player	Date	Opponent
1.	Bob Oliver	May 4, 1969	at California
2.	Kevin Seitzer	August 2, 1987	Boston
3.	Joe Randa	September 9, 2004	at Detroit (1)

## FIVE-HIT GAMES

No.	Player	Date	Opponent
1.	Amos Otis	May 1, 1970	Cleveland
2.	George Brett	September 5, 1975	at California
3.	Tom Poquette	June 15, 1976	at Detroit
4.	George Brett	September 9, 1976	California (10 innings)
5.	Al Cowens	June 1, 1977	at Toronto
6.	Joe Zdeb	July 1, 1977	at Cleveland
7.	Al Cowens	September 6, 1977	at Seattle
8.	Darrell Porter	June 4, 1978	Chicago
9.	George Brett	May 28, 1979	Baltimore (15 innings)
10.	Amos Otis	August 27, 1979	Milwaukee (10 innings)
11.	Willie Wilson	July 18, 1980	at New York
12.	Hal McRae	August 2, 1980	at Chicago
13.	George Brett	August 26, 1980	at Milwaukee
14.	Hal McRae	May 29, 1982	at Texas
15.	Willie Aikens	June 6, 1982	at New York
16.	George Brett	June 10, 1986	Seattle
17.	Willie Wilson	May 13, 1987	at Baltimore (12 innings)
18.	Kevin Seitzer	June 21, 1990	at Minnesota
19.	Jim Eisenreich	June 24, 1990	at Minnesota
20.	Kevin Seitzer	July 4, 1991	at California
21.	Brian McRae	May 31, 1994	at Boston
22.	Wally Joyner	July 16, 1994	Detroit
23.	Vince Coleman	July 29, 1995	Detroit (16 innings)
24.	Hal Morris	August 12, 1998	at Boston
25.	Joe Randa	June 9, 1999	St. Louis
26.	Joe Randa	July 9, 1999	Houston
27.	Johnny Damon	July 18, 2000	Chicago (NL)
28.	Johnny Damon	September 11, 2000	Seattle
29.	Joe Randa	May 12, 2001	at Minnesota
30.	Angel Berroa	September 16, 2003	at Cleveland
31.	Angel Berroa	September 13, 2004	New York
32.	Tony Graffanino	May 29, 2005	at Los Angeles
33.	Mike Sweeney	July 9, 2005	Minnesota
34.	Mark Teahen	April 17, 2009	at Texas
35.	Billy Butler	July 27, 2009	at Baltimore
36.	Eric Hosmer	September 20, 2011	Detroit
37.	Billy Butler	May 13, 2013	at Los Angeles
38.	Billy Butler	September 5, 2013	Seattle
39.	Salvador Perez	May 23, 2016	at Minnesota
40.	Eric Hosmer	July 26, 2017	at Detroit
41.	Whit Merrifield	July 8, 2018	vs. Boston

## CYCLES

No.	Player	Date	Opponent	Outcome	Order
1.	Fred Patek	July 9, 1971	at Minnesota	KC, 6-3	2B, 1B, 3B, HR
2.	John Mayberry	August 5, 1977	Chicago	KC, 12-2	1B, HR, 3B, 2B
3.	George Brett	May 28, 1979	Baltimore	KC, 5-4 (16)	3B, HR, 1B, 2B
4.	Frank White	September 26, 1979	at California	KC, 4-0	1B, HR, 2B, 3B
5.	Frank White	August 3, 1982	Detroit	KC, 6-5	HR, 2B, 1B, 3B
6.	George Brett	July 25, 1990	at Toronto	KC, 6-1	1B, 3B, 2B, HR

## ROYALS TOP HITTING STREAKS

Streak	Name	Dates
30	George Brett	July 18-Aug. 18, 1980
27	Jose Offerman	July 11-Aug. 7, 1998
25 (2x)	George Brett	Sept. 27, 1982-May 8, 1983
	Mike Sweeney	July 18-Aug. 13, 1999
22	Brian McRae	July 20-Aug. 13, 1991
21 (2x)	Rey Sanchez	May 11-June 3, 2001
	Jose Guillen	June 4-27, 2010
20	Whit Merrifield	Sept. 10-30, 2018
19 (4x)	Amos Otis	July 30-Aug. 17, 1974
	David DeJesus	Sept. 19, 2004-April 8, 2005
	Alex Gordon	April 3-26, 2011
	Whit Merrifield	May 13-June 4, 2017
18 (7x)	Lou Piniella	July 11-29, 1970
	Ed Kirkpatrick	April 4-May 12, 1973
	Willie Wilson	July 13-27, 1984

Streak	Name	Dates
18 (cont.)	Gregg Jefferies	May 13-June 1, 1992
	Joe Randa	July 1-21, 1999
	Alberto Callaspo	September 7-27, 2008
	Eric Hosmer	April 10-29, 2016
17 (10x)	Hal McRae	July 10-29, 1974
	Willie Wilson	April 19-May 26, 1982
	Willie Wilson	June 27-July 16, 1983
	Kevin Seitzer	April 27-May 16, 1990
	Kevin McReynolds	May 24-June 12, 1992
	Vince Coleman	May 21-June 13, 1995
	David DeJesus	Aug. 29-Sept. 18, 2009
	Jeff Francoeur	April 9-28, 2011
	Salvador Perez	Aug. 22-Sept. 13, 2012
	Aleides Escobar	Sept. 20, 2014-April 15, 2015



# HOME RUN RECORDS

## HOME RUNS BY YEAR

Year	Royals			Opponents		
	In KC	On Road	Total	In KC	On Road	Total
1969	39	59	98	63	73	136
1970	46	51	97	48	90	138
1971	23	57	80	36	48	84
1972	29	49	78	28	57	85
1973	54	60	114	61	53	114
1974	38	51	89	42	49	91
1975	46	72	118	45	63	108
1976	37	28	65	35	48	83
1977	56	90	146	50	60	110
1978	43	55	98	44	64	108
1979	53	63	116	81	84	165
1980	47	68	115	51	78	129
1981	17	44	61	27	48	75
1982	61	71	132	64	99	163
1983	50	59	109	66	67	133
1984	48	69	117	59	77	136
1985	67	87	154	43	60	103
1986	60	77	137	46	75	121
1987	73	95	168	57	71	128
1988	55	66	121	37	65	102
1989	38	63	101	26	60	86
1990	42	58	100	46	70	116
1991	47	70	117	40	65	105
1992	24	51	75	41	65	106
1993	50	75	125	49	56	105
1994	41	59	100	48	47	95
1995	49	70	119	68	74	142
1996	50	73	123	90	86	176
1997	<b>88</b>	70	158	94	92	186
1998	76	58	134	110	86	196
1999	74	77	151	96	106	202
2000	84	66	150	117	<b>122</b>	<b>239</b>
2001	75	77	152	112	97	209
2002	<b>88</b>	52	140	<b>121</b>	91	212
2003	69	93	162	113	77	190
2004	56	94	150	90	118	208
2005	51	75	126	80	98	178
2006	65	59	124	102	111	213
2007	49	53	102	79	89	168
2008	50	70	120	73	86	159
2009	65	79	144	69	97	166
2010	60	61	121	82	94	176
2011	53	76	129	68	95	163
2012	62	69	131	87	76	163
2013	55	57	112	70	85	155
2014	43	52	95	59	69	128
2015	62	77	139	68	87	155
2016	64	83	147	91	115	206
2017	<b>88</b>	<b>105</b>	<b>193</b>	86	110	196
2018	67	88	155	103	102	205
<b>Total</b>	<b>2,727</b>	<b>3,381</b>	<b>6,108</b>	<b>3,361</b>	<b>3,955</b>	<b>7,316</b>

## HOME RUNS BY CLUB

Team	2018			1969-2018		
	Home	Road	Total	Home	Road	Total
Arizona	-	-	-	12	12	24
Atlanta	-	-	-	3	5	8
Baltimore	5	7	12	180	205	385
Boston	2	3	5	159	186	345
Chicago Cubs	1	-	1	12	11	23
Chicago White Sox	7	11	18	275	340	615
Cincinnati	1	3	4	7	19	26
Cleveland	12	7	19	230	298	528
Colorado	-	-	-	12	14	26
Detroit	9	12	21	269	343	612
Houston	1	2	3	23	32	55
Los Angeles Angels	1	1	2	177	232	409
Los Angeles Dodgers	-	-	-	5	5	10
Miami	-	2	2	7	4	11
Milwaukee	2	2	4	121	145	266
Minnesota	13	10	23	267	349	616
New York Mets	-	-	-	2	7	9
New York Yankees	1	7	8	166	194	360
Oakland	2	4	6	200	197	397
Philadelphia	-	-	-	4	10	14
Pittsburgh	-	2	2	10	19	29
St. Louis	1	3	4	48	32	80
San Diego	-	-	-	5	17	22
San Francisco	-	-	-	11	4	15
Seattle	2	1	3	172	200	372
Tampa Bay	1	3	4	63	58	121
Texas	1	4	5	159	260	419
Toronto	5	6	11	122	183	315
Washington	-	-	-	6	0	6
<b>Totals</b>	<b>67</b>	<b>88</b>	<b>155</b>	<b>2,727</b>	<b>3,381</b>	<b>6,108</b>

No.	Batter	Date	Pitcher	Opponent	Inn.	On	Final
1.	Lou Piniella	June 30, 1969	Rudy May	California	9	0	2-1
2.	Paul Schaal (2nd)	July 3, 1973	Ken Sanders	Minnesota	9	0	7-6
3.	Amos Otis	July 22, 1973	Eduardo Rodriguez	Milwaukee	9	2	7-5
4.	Rick Reichardt	September 22, 1973	Jackie Brown	Texas	14	1	5-3
5.	Cookie Rojas	May 28, 1974	Bob Reynolds	Baltimore	11	3	9-5
6.	John Mayberry	May 15, 1976	Rich Gossage	Chicago	12	0	2-1
7.	George Brett	July 17, 1976	Luis Tiant	Boston	9	0	2-1
8.	Al Cowens	September 15, 1977 (#2)	Doug Bair	Oakland	10	0	5-4
9.	Amos Otis	May 12, 1978	Rich Gossage	New York	9	1	4-3*
10.	George Brett (2nd)	May 28, 1979	Sammy Stewart	Baltimore	16	0	5-4*
11.	Willie Wilson	June 9, 1979	Ken Clay	New York	13	0	9-8*
12.	Hal McRae	September 10, 1979 (#1)	Mike Marshall	Minnesota	14	0	6-5
13.	George Brett	September 15, 1979	Byron McLaughlin	Seattle	11	0	5-4
14.	George Brett	September 30, 1980	Mike Parrott	Seattle	14	2	7-5
15.	Amos Otis	May 10, 1982	Rollie Fingers	Milwaukee	9	0	3-2
16.	Willie Aikens	August 21, 1982	Salome Barojas	Chicago	9	0	4-3
17.	Greg Pryor	April 25, 1984	Tippy Martinez	Baltimore	9	0	3-2
18.	Greg Pryor	August 26, 1984	Bert Roberge	Chicago	16	0	6-5
19.	Jim Sundberg	August 10, 1985	Bill Caudill	Toronto	10	0	4-3
20.	Steve Balboni	September 8, 1985	Rollie Fingers	Milwaukee	11	1	13-11
21.	Hal McRae	May 13, 1986	Guillermo Hernandez	Detroit	11	1	4-2
22.	Frank White	July 20, 1986	Dickie Noles	Cleveland	9	0	3-2
23.	Frank White (2nd)	August 19, 1986	Dale Mohoric	Texas	11	0	9-8
24.	George Brett	August 27, 1987	Dale Mohoric	Texas	10	0	3-2
25.	Bo Jackson	July 8, 1989	John Davis	Chicago	11	0	4-3
26.	Pat Tabler	September 12, 1989	Kenny Rogers	Texas	9	1	6-5
27.	Rey Palacios	May 14, 1990	Jeff Reardon	Boston	10	3	9-5
28.	Jim Eisenreich	August 14, 1990	Gary Mielke	Texas	9	0	1-0
29.	George Brett (2nd)	September 26, 1993	Paul Swingle	California	10	0	9-8
30.	Bob Hamelin	April 13, 1994	Jeff Russell	Boston	9	1	2-1
31.	Bob Hamelin	July 25, 1994	Roberto Hernandez	Chicago	12	2	6-4
32.	Gary Gaetti	May 13, 1995	Troy Percival	California	9	1	4-2
33.	Jon Nunnally	May 18, 1995	Jim Converse	Seattle	14	0	3-2
34.	Gary Gaetti	June 3, 1995	Graeme Lloyd	Milwaukee	9	0	2-1
35.	Jon Nunnally	July 29, 1995	John Doherty	Detroit	16	0	5-4
36.	Bob Hamelin	September 5, 1995	Ken Robinson	Toronto	10	0	9-8
37.	Chili Davis (300th)	April 29, 1997	Paul Quantrill	Toronto	10	0	6-5
38.	Mike Sweeney	May 15, 1997	Doug Brocail	Detroit	9	1	10-9
39.	Chili Davis	May 25, 1997	Bobby Ayala	Seattle	11	0	4-3
40.	Dean Palmer	August 13, 1998	Roberto Hernandez	Tampa Bay	10	1	6-4
41.	Jermaine Dye	July 25, 1999	Chad Harville	Oakland	10	1	13-11
42.	Johnny Damon	April 10, 2000	LaTroy Hawkins	Minnesota	9	0	6-5
43.	Brian Johnson	April 11, 2000	Tim Worrell	Baltimore	12	1	7-5
44.	Rey Sanchez	April 12, 2000	Mike Trombley	Baltimore	9	2	7-6
45.	Dermal Brown	May 5, 2001	Travis Miller	Minnesota	12	1	12-10
46.	Joe Randa	May 16, 2001	Esteban Yan	Tampa Bay	9	3	9-5
47.	Mike Sweeney	June 14, 2001	Gene Stechschulte	St. Louis	13	0	3-2
48.	Joe Randa	May 26, 2002 (#2)	Hideki Irabu	Texas	9	1	7-5
49.	Raul Ibanez	June 9, 2002	Mike Timlin	St. Louis	9	0	3-2
50.	Brent Mayne	July 16, 2002	Juan Alvarez	Texas	11	0	6-5
51.	Michael Tucker	July 18, 2002	Damaso Marte	Chicago	9	1	5-3
52.	Ken Harvey	April 18, 2003	Matt Anderson	Detroit	11	0	4-3
53.	Carlos Beltran	July 20, 2003	Arthur Rhodes	Seattle	10	1	7-5
54.	Carlos Beltran	April 5, 2004	Damaso Marte	Chicago	9	1	9-7
55.	Alberto Castillo	April 19, 2005	Arthur Rhodes	Cleveland	9	0	6-5
56.	David Defesus	July 12, 2008	Brandon Morrow	Seattle	9	1	5-4
57.	<b>Alex Gordon</b>	<b>July 30, 2010</b>	<b>Alfredo Simon</b>	<b>Baltimore</b>	<b>9</b>	<b>2</b>	<b>7-5</b>
58.	Kila Ka'aihue	April 1, 2011	Michael Kohn	Los Angeles	9	0	2-1
59.	Matt Treanor	April 3, 2011	Jason Bulger	Los Angeles	13	2	12-9
60.	Billy Butler	June 1, 2011	Scott Downs	Los Angeles	9	1	2-0
61.	Billy Butler	July 18, 2012	Josh Kinney	Seattle	9	0	8-7
62.	<b>Salvador Perez</b>	<b>September 15, 2012</b>	<b>Ernesto Frieri</b>	<b>Los Angeles</b>	<b>9</b>	<b>0</b>	<b>3-2</b>
63.	Mike Moustakas	September 5, 2013	Chance Ruffin	Seattle	13	0	7-6
64.	Justin Maxwell	September 22, 2013	Joakim Soria	Texas	10	3	4-0
65.	<b>Alex Gordon</b>	<b>August 26, 2014</b>	<b>Glen Perkins</b>	<b>Minnesota</b>	<b>9</b>	<b>1</b>	<b>2-1</b>
66.	Paulo Orlando	July 7, 2015 (#1)	Brad Boxberger	Tampa Bay	9	3	9-5
67.	Kendrys Morales	May 15, 2016	Jason Grilli	Atlanta	13	1	4-2
68.	Mike Moustakas	June 6, 2017	Ken Giles	Houston	9	1	9-7
69.	Eric Hosmer	August 23, 2017	Greg Holland	Colorado	9	2	6-4
70.	Alcides Escobar	May 29, 2018	Taylor Rogers	Minnesota	14	0	2-1
71.	<b>Hunter Dozier</b>	<b>August 24, 2018</b>	<b>Cody Allen</b>	<b>Cleveland</b>	<b>9</b>	<b>0</b>	<b>5-4</b>
72.	<b>Whit Merrifield</b>	<b>September 1, 2018</b>	<b>Mychal Givens</b>	<b>Baltimore</b>	<b>9</b>	<b>1</b>	<b>5-4</b>
73.	<b>Salvador Perez</b>	<b>September 14, 2018</b>	<b>Trevor Hildenberger</b>	<b>Minnesota</b>	<b>9</b>	<b>3</b>	<b>8-4</b>

^—Brett's home run on May 28, 1979 marked just the third time in club history a player hit for the cycle.

### WALK-OFF HOMERS - BY THE NUMBERS

#### By Year:

5 times (1):	1995
4 times (3):	1979, 2002, 2018
3 times (6):	1973, 1986, 1997, 2000, 2001, 2011
2 times (11):	1976, 1982, 1984, 1985, 1989, 1990, 1994, 2003, 2012, 2013, 2017
1 time (16):	1969, 1974, 1977, 1978, 1980, 1987, 1993, 1998, 1999, 2004, 2005, 2008, 2010, 2014, 2015, 2016
None (13):	1970, 1971, 1972, 1975, 1981, 1983, 1988, 1991, 1992, 1996, 2006, 2007, 2009

# GRAND SLAMS

No.	Player	Date	Inning	Opponent	Pitcher
1.	Bob Oliver	July 4, 1969 (#1)	8	Seattle	Jim Bouton
2.	Ed Kirkpatrick	August 13, 1970	8	at Boston	John Curtis
3.	Bob Oliver	April 19, 1971	5	at Minnesota	Steve Barber
4.	Paul Schaal	June 4, 1972 (#1)	6	Boston	Ray Culp
5.	Cookie Rojas	July 12, 1972	10	at Baltimore	Mickey Scott
6.	John Mayberry	September 20, 1972	1	at California	Rudy May
7.	Lou Piniella	May 23, 1973	3	at Minnesota	Jim Kaat
8.	Kurt Bevacqua	July 9, 1973	5	at Milwaukee	Jerry Bell
9.	Cookie Rojas	May 28, 1974	11	Baltimore	Bob Reynolds
10.	Vada Pinson	August 21, 1974	7	at Cleveland	Tim Buskey
11.	Hal McRae	September 26, 1974	2	California	Chuck Dobson
12.	Frank White	June 25, 1975	12	at California	Luis Quintana
13.	Amos Otis	April 18, 1978	1	at Toronto	Dave Lemaczzyk
14.	Al Cowens	August 6, 1978	1	Toronto	Balor Moore
15.	George Brett	September 28, 1980	6	at Minnesota	Pete Redfern
16.	Jerry Grote	June 3, 1981	5	Seattle	Ken Clay
17.	Frank White	August 12, 1981	8	at Baltimore	Jeff Schneider
18.	Amos Otis	April 9, 1982	1	Detroit	Jack Morris
19.	Hal McRae	July 6, 1982	1	Boston	John Tudor
20.	Willie Aikens	September 30, 1982	7	Oakland	Bob Owchinko
21.	Pat Sheridan	May 18, 1984	4	Texas	Charlie Hough
22.	Frank White	August 3, 1984	4	at Detroit	Milt Wilcox
23.	Don Slaught	August 16, 1984	6	at Texas	Mike Mason
24.	George Brett	September 21, 1984	7	Oakland	Dave Leiper
25.	Darryl Motley	September 24, 1984 (#2)	6	California	Frank LaCorte
26.	Steve Balboni	April 30, 1985	3	Cleveland	Jose Ramon
27.	Frank White	July 10, 1985	1	at New York	Dennis Rasmussen
28.	Steve Balboni	September 20, 1985	1	Minnesota	Bert Blyleven
29.	Frank White	May 15, 1986	8	Cleveland	Rich Yett
30.	Jim Sundberg	July 11, 1986	3	Detroit	Frank Tanana
31.	Darryl Motley	August 10, 1986	4	at New York	Dennis Rasmussen
32.	Bo Jackson	April 14, 1987	6	Detroit	Nate Snell
33.	Jamie Quirk	August 22, 1987	6	at Milwaukee	Mark Knudson
34.	Frank White	August 25, 1987	6	Texas	Dwayne Henry
35.	Kevin Seitzer	August 30, 1987	6	at Chicago	Scott Nielsen
36.	Danny Tartabull	October 2, 1987	5	Minnesota	Frank Viola
37.	Danny Tartabull	May 15, 1988	3	at Texas	Charlie Hough
38.	Danny Tartabull	August 11, 1988	1	Baltimore	Jay Tibbs
39.	Danny Tartabull	September 20, 1988	1	at Seattle	Terry Taylor
40.	Jim Eisenreich	August 19, 1989	4	at Seattle	Randy Johnson
41.	Bo Jackson	September 27, 1989	7	at California	Willie Fraser
42.	Gerald Perry	May 8, 1990	1	at Texas	Nolan Ryan
43.	Rey Palacios	May 14, 1990	10	Boston	Jeff Reardon
44.	Mike Macfarlane	August 4, 1990	2	at Baltimore	Pete Hamisch
45.	Kurt Stillwell	May 25, 1991	9	at Minnesota	Larry Casian
46.	Kirk Gibson	June 19, 1991	6	at Texas	Joe Bitker
47.	Mike Macfarlane	July 11, 1991	2	at Detroit	Mark Leiter
48.	Brian McRae	July 14, 1991	8	at Detroit	Dan Gakeler
49.	Todd Benzinger	July 23, 1991	6	Milwaukee	Julio Machado
50.	Danny Tartabull	August 14, 1991	11	at New York	Steve Farr
51.	Tim Spehr	September 29, 1991	2	California	Jim Abbott
52.	Gregg Jefferies	May 20, 1992	5	at Chicago	Alex Fernandez
53.	Wally Joyner	July 23, 1993	7	at Detroit	Bob MacDonald
54.	Greg Gagne	July 29, 1993	7	Texas	Bob Patterson
55.	Gary Gaetti	September 5, 1993	6	at Boston	Roger Clemens
56.	Brent Mayne	May 4, 1994	3	at Toronto	Juan Guzman
57.	Terry Shumpert	May 18, 1994	7	at Seattle	Dave Fleming
58.	Mike Macfarlane	May 31, 1994	4	at Boston	Joe Hesketh
59.	Hubie Brooks	June 13, 1994	8	California	Bob Patterson
60.	Gary Gaetti	May 29, 1995	8	Texas	Terry Burrows
61.	Wally Joyner	August 18, 1995	6	at Toronto	Giovanni Carrara
62.	Johnny Damon	August 10, 1996	1	at California	Jim Abbott
63.	Chili Davis	April 25, 1997	6	at Oakland	Richie Lewis
64.	Craig Paquette	May 24, 1997	6	Seattle	Jamie Moyer
65.	Jeff King	June 18, 1997	1	Houston	Donne Wall
66.	Jay Bell	June 27, 1997	4	Milwaukee	Bryce Florie
67.	Jermaine Dye	August 30, 1997	4	St. Louis	Mark Petkovsek
68.	Jeff King	September 27, 1997	6	at Chicago	Danny Darwin
69.	Johnny Damon	May 14, 1998	2	at Tampa Bay	Dennis Springer
70.	Shane Mack	May 22, 1998	7	at Texas	Xavier Hernandez
71.	Larry Sutton	May 1, 1999	8	New York	Tony Fossas
72.	Mike Sweeney	May 14, 1999	5	at Seattle	Jeff Fassero

No.	Player	Date	Inning	Opponent	Pitcher
73.	Jermaine Dye	April 26, 2000	1	Tampa Bay	Ryan Rupe
74.	Jorge Fabregas	July 3, 2000	3	Chicago	Kevin Beirne
75.	Dave McCarty	July 19, 2000	6	at Cleveland	Chuck Finley
76.	Jermaine Dye	September 1, 2000	4	at Tampa Bay	Ryan Rupe
77.	Mark Quinn	September 3, 2000	3	at Tampa Bay	Dave Eiland
78.	Johnny Damon	September 15, 2000	6	at Texas	Jeff Zimmerman
79.	Joe Randa	May 16, 2001	9	Tampa Bay	Esteban Yan
80.	Carlos Beltran	August 22, 2001	7	Chicago	Bobby Howry
81.	Carlos Beltran	October 7, 2001	9	at Detroit	Adam Benero
82.	Chuck Knoblauch	April 9, 2002	5	at Boston	Jon Garland
83.	Carlos Beltran	May 31, 2002	7	at Texas	Francisco Cordero
84.	Raul Ibanez	July 14, 2002	1	Anaheim	Ramon Ortiz
85.	Carlos Beltran	July 21, 2002	6	Cleveland	Sean DePaula
86.	Dee Brown	April 9, 2003	3	at Detroit	Wilfredo Ledezma
87.	Mike Sweeney	June 7, 2003 (#1)	2	at Colorado	Shawn Chacon
88.	Matt Stairs	April 20, 2004	6	at Cleveland	Jeriome Robertson
89.	Dee Brown	July 16, 2004	3	Minnesota	Brad Radke
90.	Mike Sweeney	July 22, 2004	2	at Detroit	Gary Knotts
91.	Abraham Nunez	August 13, 2004	6	at Oakland	Mark Mulder
92.	John Buck	August 13, 2004	8	at Oakland	Jairo Garcia
93.	Calvin Pickering	August 22, 2004	3	Texas	Scott Erickson
94.	Abraham Nunez	August 26, 2004	1	at Seattle	Jamie Moyer
95.	Ken Harvey	April 30, 2005	3	at Cleveland	Cliff Lee
96.	Matt Stairs	July 14, 2005	8	at Detroit	Franklyn German
97.	Paul Phillips*	August 17, 2005	9	at Seattle	Matt Thornton
98.	Mark Teahen	September 22, 2005	4	Cleveland	Cliff Lee
99.	Ryan Shealy	September 15, 2006	1	Seattle	Francisco Cructeta
100.	Jose Guillen	June 7, 2008	7	at New York	Andy Pettitte
101.	David DeJesus	June 15, 2008	4	at Arizona	Micah Owings
102.	John Buck	April 14, 2009	8	vs. Cleveland	Carl Pavano
103.	Alberto Callaspo	June 10, 2009	5	at Cleveland	Carl Pavano
104.	Yuniesky Betancourt	May 28, 2010	4	at Boston	Tim Wakefield
105.	Yuniesky Betancourt	July 17, 2010	2	vs. Oakland	Trevor Cahill
106.	Yuniesky Betancourt	August 21, 2010 (#1)	7	vs. Chicago	Sergio Santos
107.	Wilson Betemit	September 15, 2010	3	vs. Oakland	Trevor Cahill
108.	Melky Cabrera	July 29, 2011	4	at Cleveland	Carlos Carrasco
109.	Mike Moustakas	July 2, 2012	7	at Toronto	David Pauley
110.	Billy Butler	April 7, 2013	5	at Philadelphia	Cole Hamels
111.	<b>Alex Gordon</b>	<b>April 25, 2013</b>	<b>10</b>	<b>at Detroit</b>	<b>Corey Downs</b>
112.	<b>Alex Gordon</b>	<b>July 2, 2013</b>	<b>5</b>	<b>vs. Cleveland</b>	<b>Corey Kluber</b>
113.	Lorenzo Cain	July 4, 2013	6	vs. Cleveland	Ubaldo Jimenez
114.	Justin Maxwell	September 22, 2013	10	vs. Texas	Joakim Soria
115.	Alcides Escobar	May 11, 2014	2	at Seattle	Roenis Elias
116.	Omar Infante	June 27, 2014	3	vs. Los Angeles	Matt Shoemaker
117.	Nori Aoki	August 5, 2014	5	at Arizona	Bo Schultz
118.	Paulo Orlando	July 7, 2015 (#1)	9	vs. Tampa Bay	Brad Boxberger
119.	Mike Moustakas	September 12, 2015	7	at Baltimore	T.J. McFarland
120.	Jarrod Dyson	July 18, 2016	8	vs. Cleveland	Jeff Manship
121.	Kendrys Morales	August 7, 2016	7	vs. Toronto	Brett Cecil
122.	<b>Alex Gordon</b>	<b>August 18, 2016</b>	<b>4</b>	<b>vs. Minnesota</b>	<b>Tyler Duffey</b>
123.	Lorenzo Cain	June 10, 2017	8	at San Diego	Jose Valdez
124.	<b>Salvador Perez</b>	<b>June 21, 2017</b>	<b>8</b>	<b>vs. Boston</b>	<b>Robby Scott</b>
125.	Eric Hosmer	July 26, 2017	7	at Detroit	Warwick Saupold
126.	<b>Cam Gallagher*</b>	<b>August 14, 2017</b>	<b>6</b>	<b>at Oakland</b>	<b>Jharel Cotton</b>
127.	Brandon Moss	September 12, 2017	1	vs. Chicago	Dylan Covey
128.	Abraham Almonte	April 22, 2018	6	at Detroit	Alex Wilson
129.	<b>Salvador Perez</b>	<b>May 10, 2018</b>	<b>1</b>	<b>at Baltimore</b>	<b>Chris Tillman</b>
130.	<b>Salvador Perez</b>	<b>September 14, 2018</b>	<b>9</b>	<b>vs. Minnesota</b>	<b>Trevor Hildenberger</b>
131.	<b>Brian Goodwin</b>	<b>September 28, 2018</b>	<b>9</b>	<b>vs. Cleveland</b>	<b>Adam Plutko</b>

\* - First Major League Home Run

**GRAND SLAMS - BY THE NUMBERS**

**By Year:**

- 7 times (2): 1991, 2004
- 6 times (2): 1997, 2000
- 5 times (4): 1984, 1987, 2013, 2017
- 4 times (5): 1994, 2002, 2005, 2010, 2018
- 3 times (11): 1972, 1974, 1982, 1985, 1986, 1988, 1990, 1993, 2001, 2014, 2016
- 2 times (11): 1973, 1978, 1981, 1989, 1995, 1998, 1999, 2003, 2008, 2009, 2015
- 1 time (10): 1969, 1970, 1971, 1975, 1980, 1992, 1996, 2006, 2011, 2012
- None (5): 1976, 1977, 1979, 1983, 2007



# INSIDE THE PARK HOME RUNS

No.	Player	Date	Inn.	On Base	Opponent	Pitcher
1.	Jerry Adair	April 23, 1969	7	0	Seattle	Marty Pattin
2.	Lou Piniella	June 11, 1969	8	1	at New York	Fritz Peterson
3.	Ed Kirkpatrick	September 28, 1969	1	1	at Chicago	Fred Rath
4.	Pat Kelly	May 5, 1970	5	0	at Baltimore	Tom Phoebus
5.	Fred Patek	July 18, 1971 (#1)	6	0	Detroit	Mike Kilkenny
6.	Fran Healy	July 29, 1973 (#1)	4	1	California	Bill Singer
7.	Paul Schaal	September 19, 1973	2	0	Chicago	Wilbur Wood
8.	Cookie Rojas	July 13, 1974	3	1	Detroit	Woodie Fryman
9.	Jim Wohlford	August 9, 1974	6	0	Milwaukee	Ed Rodriguez
10.	Amos Otis	June 9, 1975	8	1	Detroit	John Hiller
11.	Amos Otis	June 13, 1975	8	0	Boston	Dick Pole
12.	Frank White	July 5, 1975	8	0	Chicago	Dave Hamilton
13.	Fred Patek	August 7, 1975	1	0	Minnesota	Vic Albury
14.	Frank White	September 14, 1975	2	0	California	Frank Tanana
15.	Jim Wohlford	June 6, 1976	1	0	Milwaukee	Jim Colborn
16.	Tom Poquette	June 15, 1976	7	0	at Detroit	Steve Grilli
17.	Al Cowens	August 10, 1976	7	0	New York	Dock Ellis
18.	George Brett	October 3, 1976	9	0	Minnesota	Jim Hughes
19.	Amos Otis	May 5, 1977	1	0	Chicago	Ken Brett
20.	Darrell Porter	April 12, 1978	6	0	Baltimore	Mike Flanagan
21.	Clint Hurdle	April 15, 1978	6	0	Cleveland	Don Hood
22.	Amos Otis	May 12, 1978	9	1	New York	Rich Gossage
23.	John Wathan	July 9, 1978	3	0	Baltimore	John Finn
24.	Amos Otis	April 7, 1979	2	1	Toronto	Jim Clancy
25.	Willie Wilson	May 13, 1979	7	1	Chicago	Steve Trout
26.	Willie Wilson	June 9, 1979	13	0	New York	Ken Clay
27.	Willie Wilson	June 15, 1979	9	2	at Milwaukee	Bill Castro
28.	Frank White	August 8, 1979	1	0	Detroit	Pat Underwood
29.	Willie Wilson	August 25, 1979	1	0	Boston	Mike Torrez
30.	Willie Wilson	September 16, 1979	3	0	Seattle	Rob Dressler
31.	Willie Wilson	May 14, 1980	1	0	at New York	Ron Guidry
32.	John Wathan	May 31, 1980	6	2	Chicago	Ed Farmer
33.	Willie Wilson	June 19, 1980	7	0	Cleveland	Mike Stanton
34.	Clint Hurdle	July 25, 1980	2	1	New York	Luis Tiant
35.	Hal McRae	July 31, 1980	6	2	Boston	Bill Campbell
36.	George Brett	August 15, 1980	1	2	Toronto	Jesse Jefferson
37.	Willie Wilson	May 11, 1982	8	2	Milwaukee	Dwight Bernard
38.	Hal McRae	June 4, 1982	1	1	at New York	Dave Righetti
39.	George Brett	June 13, 1982	4	0	Seattle	Floyd Bannister
40.	Amos Otis	July 4, 1982	2	0	California	Geoff Zahn
41.	Willie Wilson	July 21, 1982	8	1	Toronto	Dale Murray
42.	Willie Wilson	September 3, 1982	3	0	New York	Jay Howell
43.	Jerry Martin	April 9, 1983	2	0	Milwaukee	Bob McClure
44.	U.L. Washington	April 11, 1983	5	0	Boston	Bruce Hurst
45.	Willie Wilson	May 14, 1983	1	0	Detroit	David Rucker
46.	Willie Wilson	August 9, 1983	7	0	Milwaukee	Don Sutton
47.	John Wathan	September 23, 1983	7	0	Minnesota	Harry Pettibone
48.	Willie Wilson	June 1, 1984	3	0	at Minnesota	Mike Smithson
49.	Pat Sheridan	May 12, 1985	6	0	New York	Phil Nickro
50.	Omar Moreno	September 5, 1985	1	0	Milwaukee	Moose Haas
51.	George Brett	October 2, 1985	1	2	California	Ron Romanick
52.	George Brett	October 4, 1985	7	0	Oakland	Jose Rijo
53.	Jorge Orta	June 26, 1986	1	1	Oakland	Rick Langford
54.	Jorge Orta	July 2, 1986	6	0	Seattle	Mike Morgan
55.	Danny Tartabull	October 3, 1987	2	0	Minnesota	Bert Blyleven
56.	Kurt Stillwell	April 7, 1988	6	1	Toronto	Jim Clancy
57.	George Brett	May 4, 1988	3	1	New York	John Candelaria
58.	Danny Tartabull	May 25, 1988	6	0	Minnesota	Bert Blyleven
59.	Brad Wellman	September 11, 1988	6	0	Oakland	Bob Welch
60.	Kevin Seitzer	May 13, 1989	1	0	Texas	Jamie Moyer
61.	Bo Jackson	May 31, 1990	6	1	Oakland	Bob Welch
62.	Danny Tartabull	June 28, 1990	6	1	at Seattle	Russ Swan
63.	Bill Pecota	September 16, 1990	3	1	Cleveland	Efrain Valdez
64.	Kurt Stillwell	September 24, 1990	7	2	Oakland	Reggie Harris
65.	Brian McRae	April 30, 1991	4	0	Detroit	Walt Terrell
66.	Bill Pecota	May 20, 1991	4	0	Seattle	Bill Swift
67.	Gary Thurman	July 5, 1991	8	0	Oakland	Steve Chitren
68.	Brent Mayne	August 22, 1991	4	1	Texas	Jose Guzman

No.	Player	Date	Inn.	On Base	Opponent	Pitcher
69.	Harvey Pulliam	August 27, 1991	4	1	Chicago	Wilson Alvarez
70.	Brent Mayne	September 27, 1991	4	1	California	Kirk McCaskill
71.	David Howard	August 4, 1992 (#2)	7	2	California	Mike Butcher
72.	Brian McRae	August 6, 1992	4	2	California	Chuck Finley
73.	George Brett	September 6, 1992	7	1	Chicago	Roberto Hernandez
74.	Brian McRae	September 22, 1992	2	1	Seattle	Randy Johnson
75.	Wally Joyner	June 24, 1993	8	0	California	Doug Linton
76.	Brian McRae	July 17, 1993	9	1	at Toronto	Danny Cox
77.	Greg Gagne	June 19, 1994	7	2	Seattle	Bill Risley
78.	Michael Tucker	August 16, 1996	9	0	at Texas	Mike Hememan
79.	Craig Paquette	May 27, 1997	4	1	Oakland	Mike Oquist
80.	Tom Goodwin	July 19, 1997	8	0	at Seattle	Bob Wolcott
81.	Carlos Febles	April 14, 1999	2	1	at Cleveland	Bartolo Colon
82.	Johnny Damon	August 25, 1999	3	0	Baltimore	Doug Linton
83.	Carlos Beltran	August 4, 2002	1	0	at Minnesota	Kyle Lohse
84.	Carlos Beltran	April 29, 2003	3	0	at Boston	Tim Wakefield
85.	Angel Berroa	August 1, 2003	1	0	Tampa Bay	Joe Kennedy
86.	Aaron Guiel	August 3, 2003	3	0	Tampa Bay	Jeremi Gonzalez
87.	Abraham Nunez	September 17, 2004	7	0	at Cleveland	Rick White
88.	Angel Berroa	May 15, 2005	3	0	Tampa Bay	Mark Hendrickson
89.	David DeJesus	August 14, 2005 (#1)	3	0	Detroit	Jason Johnson
90.	Mark Grudzielanek	August 20, 2006	9	1	Oakland	Justin Duchscherer
91.	Mark Teahen	May 27, 2008	9	2	Minnesota	Joe Nathan
92.	Mark Teahen	July 10, 2008	8	1	Chicago	Boone Logan
93.	David DeJesus	September 20, 2008	3	0	Chicago	Gavin Floyd
94.	David DeJesus	April 23, 2010	6	0	Minnesota	Carl Pavano
95.	Lorenzo Cain	September 8, 2014	7	0	at Detroit	Justin Verlander
96.	Jarrod Dyson	July 8, 2015	6	1	Tampa Bay	Chris Archer
97.	Drew Butera	July 22, 2018	7	2	Minnesota	Trevor Hildenberger

**INSIDE THE PARK HOME RUNS - BY THE NUMBERS****By Year:**

7 times (1):	1979
6 times (3):	1980, 1982, 1991
5 times (2):	1975, 1983
4 times (6):	1976, 1978, 1985, 1988, 1990, 1992
3 times (3):	1969, 2003, 2008
2 times (7):	1973, 1974, 1986, 1993, 1997, 1999, 2005
1 time (15):	1970, 1971, 1977, 1984, 1987, 1989, 1994, 1996, 2002, 2004, 2006, 2010, 2014, 2015, 2018
None (13):	1972, 1981, 1995, 1998, 2000, 2001, 2007, 2009, 2011, 2012, 2013, 2016, 2017

**TOP OFFENSIVE PERFORMANCES - TEAM**

The Royals have exploded for 17 or more runs 20 times in their history. The club has tallied 17 or more runs 5 times against both the Twins (all at home) and the Tigers (2 at home, 2 at Tiger Stadium, 1 at Comerica Park). All but 5 of the 17-run outbursts have come at home.

Rk	Date	Opponent	Run Total	Score	Hitting Hero
1.	Sept. 9, 2004	at Detroit (Game 1)	26	26-5	Joe Randa: 6-for-7, 2B, 6 runs
2.	April 6, 1974	Minnesota	23	23-6	John Mayberry: 3-for-5, 2 2B, 5 RBI, 4 runs
3.	June 15, 1976	at Detroit	21	21-7	Tom Poquette: 5-for-6, HR, 5 runs
4.	Aug. 10, 1996	at California	18	18-3	Johnny Damon: 2-for-6, HR, 7 RBI
	Aug. 21, 1995	at Milwaukee (Game 2)	18	18-9	Greg Gagne: 4-for-6, 2B, 3B, 3 RBI, 3 runs
	July 14, 1991	at Detroit	18	18-4	Brian McRae: 2-for-6, 2 HR, 6 RBI
	Aug. 16, 1983	Detroit	18	18-7	Pat Sheridan: 4-for-6, 2 2B, HR, 3 RBI
	Sept. 12, 1982	Minnesota	18	18-7	Willie Aikens: 3-for-5, 2 HR, 4 RBI
	Aug. 29, 1979	Milwaukee	18	18-8	Amos Otis: 3-for-6, HR, 3 RBI, 2 runs
10.	July 3, 2007	Seattle	17	17-3	Billy Butler: 3-for-5, 2B, HR, 6 RBI
	June 14, 2007	St. Louis	17	17-8	Mark Teahen: 3-for-5, 3B, 5 RBI
	June 10, 2007	Philadelphia	17	17-5	Mark Grudzielanek: 3-for-5, 2B, HR, 5 RBI
	Sept. 4, 2005	Texas	17	17-8	Angel Berroa: 2-for-5, HR, 5 RBI
	Sept. 13, 2004	New York	17	17-8	John Buck: 4-for-5, HR, 5 RBI
	Sept. 24, 2002	Detroit	17	17-2	Raul Ibanez: 1-for-3, HR, 2 RBI, 3 runs
	June 9, 1999	St. Louis	17	17-13	Joe Randa: 5-for-5, 2 2B, 2 RBI, 4 runs
	May 11, 1982	Milwaukee	17	17-3	Hal McRae: 2-for-6, HR, 5 RBI
	Oct. 4, 1980	Minnesota	17	17-1	Hal McRae: 3-for-4, 2B, HR, 5 RBI
	May 12, 1976	Minnesota	17	17-5	Tom Poquette: 3-for-6, 2 2B, 3B, 4 RBI
	Aug. 6, 1974	Minnesota	17	17-3	Amos Otis: 2-for-4, 2B, HR, 4 RBI, 4 runs

## PINCH HIT HOME RUNS

No.	Player	Date	Inn.	On Base	Opponent	Pitcher
1.	Bob Taylor	May 6, 1969	9	2	at Detroit	Dick Radatz
2.	Chuck Harrison	July 10, 1969	7	1	at Minnesota	Dick Woodson
3.	Bob Oliver	September 8, 1969	5	1	at Oakland	Lew Krause
4.	Lou Piniella	July 4, 1970	9	2	at Milwaukee	Dave Baldwin
5.	Gail Hopkins	June 5, 1971	7	2	at New York	Lindy McDaniel
6.	Bob Oliver	June 23, 1971	6	0	at Chicago	Wilbur Wood
7.	Chuck Harrison	July 27, 1971	7	1	at Detroit	Mickey Lolich
8.	Ed Kirkpatrick	August 7, 1971 (#1)	6	1	Milwaukee	Marty Pattin
9.	Richie Scheinblum	June 1, 1972	8	1	at Minnesota	Dave LaRoche
10.	Kurt Bevacqua	July 9, 1973	5	3	at Milwaukee	Jerry Bell
11.	Al Cowens	April 15, 1975	8	1	at Oakland	Paul Lindblad
12.	Tony Solaita	May 1, 1975	7	1	California	Don Kirkwood
13.	Harmon Killebrew	September 1, 1975	8	1	at Chicago	Claude Osteen
14.	Jamie Quirk	September 20, 1975	9	0	Oakland	Rollie Fingers
15.	John Mayberry	June 4, 1977	2	2	Baltimore	Tony Chevez
16.	Joe Zdeb	June 25, 1977	7	1	at Oakland	Bob Lacey
17.	Amos Otis	July 6, 1977	7	1	Milwaukee	Bob McClure
18.	Tom Poquette	September 24, 1978	9	0	at Minnesota	Dave Goltz
19.	Amos Otis	September 10, 1979 (#1)	5	0	Minnesota	Darrell Jackson
20.	George Brett	September 28, 1980	6	3	at Minnesota	Pete Redfern
21.	Willie Aikens	August 22, 1982	9	1	at Chicago	Jim Kern
22.	Dane Iorg	August 7, 1984	8	1	Milwaukee	Pete Ladd
23.	Buddy Biancalana	September 18, 1984	9	1	at California	D.W. Smith
24.	Hal McRae	June 28, 1985	8	2	California	Donnie Moore
25.	Jim Sundberg	July 30, 1986	9	0	Toronto	John Cerutti
26.	Hal McRae	September 17, 1986	8	0	at California	Don Sutton
27.	Steve Balboni	July 8, 1987	7	2	at Cleveland	Mark Huismann
28.	Jim Eisenreich	August 13, 1987	8	0	Detroit	Jack Morris
29.	Steve Balboni	September 10, 1987	7	1	at Oakland	Curt Young
30.	Jim Eisenreich	April 26, 1989	8	1	New York	Lance McCullers
31.	Pat Tabler	September 12, 1989	9	1	Texas	Kenny Rogers
32.	Bo Jackson	September 30, 1990	9	0	at California	Scott Lewis
33.	Carmelo Martinez	May 18, 1991	8	0	Milwaukee	Mark Lee
34.	Carmelo Martinez	June 6, 1991	9	0	Texas	Jeff Russell
35.	Brent Mayne	August 1, 1991	8	1	at Milwaukee	Julio Machado
36.	Warren Cromartie	August 17, 1991	9	1	at Boston	Jeff Reardon
37.	Kurt Stillwell	September 4, 1991	8	0	at Chicago	Alex Fernandez
38.	Hubie Brooks	June 13, 1994	8	3	California	Bob Patterson
39.	Phil Hiatt	May 4, 1995	7	1	at Minnesota	Rich Robertson
40.	Wally Joyner	May 30, 1995	6	2	Texas	Hector Fajardo
41.	Jon Nunnally	June 4, 1995	7	0	Milwaukee	Graeme Lloyd
42.	Bob Hamelin	July 2, 1995	9	1	Chicago	Tim Fortugno
43.	Gary Gaetti	August 17, 1995	10	0	at Baltimore	Jesse Orosco
44.	Joe Vitiello	September 23, 1995	9	0	Cleveland	Jim Poole
45.	Bob Hamelin	April 28, 1996	9	1	at Boston	Heathcliff Slocumb
46.	Roderick Myers	September 12, 1996	8	0	Seattle	Rafael Carmona
47.	Johnny Damon	May 15, 1997	9	0	Detroit	Doug Brocail
48.	Scott Cooper	May 27, 1997	9	0	Oakland	Bill Taylor
49.	Larry Sutton	August 28, 1997	9	2	at Baltimore	Terry Mathews
50.	Shane Mack	May 22, 1998	7	3	at Texas	Xavier Hernandez
51.	Dave McCarty	May 27, 2000	9	1	at Anaheim	Troy Percival
52.	Raul Ibanez	August 18, 2001	8	1	at Detroit	C.J. Nitkowski
53.	Luis Alicea	September 8, 2001	8	0	at Texas	Pat Mahomes
54.	Gregg Zaun	September 28, 2001	7	0	Chicago	Alan Embree
55.	Brent Mayne	September 8, 2002	9	1	Seattle	Kazuhiro Sasaki
56.	Aaron Guiel	September 24, 2002	8	2	Detroit	Kyle Farnsworth
57.	Carlos Beltran	May 18, 2003	9	0	Toronto	Cliff Politte
58.	Mike DiFelice	September 26, 2003	9	0	Chicago	Tom Gordon
59.	Mendy Lopez	September 27, 2003	6	1	Chicago	Bartolo Colon
60.	Mendy Lopez	April 5, 2004	9	2	Chicago	Damaso Marte
61.	Matt Stairs	June 26, 2005	9	1	at Colorado	Matt Anderson
62.	Matt Stairs	June 27, 2006	9	1	at Cincinnati	Todd Coffey
63.	Ross Gload	April 27, 2007	8	2	at Seattle	Chris Reitsma
64.	Mark Grudzielanek	September 24, 2007	8	0	at Baltimore	Jamie Walker
65.	Miguel Olivo	June 30, 2008	9	0	at Baltimore	George Sherrill
66.	Mike Jacobs	August 17, 2009	8	0	at Chicago	Scott Linebrink
67.	Brayan Pena	August 21, 2009	9	0	Minnesota	Joe Nathan

No.	Player	Date	Inn.	On Base	Opponent	Pitcher
68.	Willie Bloomquist	June 3, 2010	9	1	Los Angeles	Brian Fuentes
69.	<b>Alex Gordon</b>	<b>August 8, 2010</b>	<b>9</b>	<b>0</b>	<b>at Seattle</b>	<b>David Aardsma</b>
70.	Wilson Betemit	July 2, 2011	4	2	at Colorado	Greg Reynolds
71.	Billy Butler	June 17, 2012	9	0	at St. Louis	Jason Motte
72.	Lorenzo Cain	July 17, 2012	7	1	Seattle	Shawn Kelley
73.	Yuniesky Betancourt	July 22, 2012	9	0	Minnesota	Glen Perkins
74.	Justin Maxwell	August 3, 2013	12	0	at New York-NL	David Aardsma
75.	Billy Butler	July 25, 2014	8	1	Cleveland	John Axford
76.	Erik Kratz	August 18, 2014	7	0	at Minnesota	Anthony Swarzak
77.	<b>Whit Merrifield</b>	<b>August 2, 2018</b>	<b>8</b>	<b>2</b>	<b>at Chicago-AL</b>	<b>Xavier Cedeño</b>
78.	<b>Ryan O'Hearn</b>	<b>August 15, 2018</b>	<b>9</b>	<b>0</b>	<b>vs. Toronto</b>	<b>Ken Giles</b>

**PINCH HIT HOME RUNS - BY THE NUMBERS****By Year:**

6 times (1):	1995
5 times (1):	1991
4 times (2):	1971, 1975
3 times (8):	1969, 1977, 1986, 1987, 1997, 2001, 2003, 2012
2 times (9):	1984, 1989, 1996, 2002, 2007, 2009, 2010, 2014, 2018
1 time (18):	1970, 1972, 1973, 1978, 1979, 1980, 1982, 1985, 1990, 1994, 1998, 2000, 2004, 2005, 2006, 2008, 2011, 2013
None (11):	1974, 1976, 1981, 1983, 1988, 1992, 1993, 1999, 2015, 2016, 2017

**HOME RUN RECORDS BY MONTH (REGULAR SEASON)**

Month	Player	Home runs	Year	League rank
March	Alex Gordon	1	2008	Tied for second
	Mike Aviles		2011	Tied for first
	Jeff Francoeur		2011	Tied for first
	Lucas Duda		2018	Tied for sixth
April	Jermaine Dye	11	2000	First
May	Gary Gaetti	9	1995	Fifth
June	Mike Sweeney	11	2001	First
July	John Mayberry	12	1975	First
August	Chili Davis	12	1997	Tied for first
September	John Mayberry	9	1972	First
	Danny Tartabull	9	1987	Tied for first
October	George Brett	4	1985	Tied for first

**THREE-HOMER GAMES - BY THE NUMBERS**

Player (total)	Date	Opponent	Pitchers
George Brett (3)	July 22, 1979	at Texas	Comer (2) & Babcock (1)
	April 20, 1983	at Detroit	Morris (2) & Bailey (1)
	October 6, 1978*	at New York	Hunter
John Mayberry (2)	July 1, 1975	at Texas	Jenkins
	June 1, 1977	at Toronto	Johnson, Willis, & Bruno
Tony Solaita (1)	September 7, 1975	at California	Lange (1) & Scott (2)
Bo Jackson (1)	July 17, 1990	at New York Yankees	Hawkins
Danny Tartabull (1)	July 6, 1991	Oakland	Welch (2) & Nelson (1)
Kendrys Morales (1)	September 20, 2015	at Detroit	Simon (2) & Ferrell (1)
Lorenzo Cain (1)	May 10, 2016	at New York Yankees	Tanaka (2) & Miller (1)

**Note:** 13 players, including just one Royal (Tartabull), have recorded a three-home run game at Kauffman Stadium.

The opposing players are: Tony Oliva (Minnesota), July 3, 1973, Willie Horton (Texas), May 15, 1977, Paul Molitor (Milwaukee), May 12, 1982, George Bell (Toronto), April 4, 1988, Carlos Delgado (Toronto), April 20, 2001, Jason Varitek (Boston), May 20, 2001, Luis Gonzalez (Arizona), June 8, 2001, Jose Valentin (Chicago), July 30, 2003, Alex Rodriguez (New York), August 14, 2010, Shin-soo Choo (Cleveland), September 17, 2010, Victor Martinez (Detroit), June 16, 2016 and Matt Davidson (Chicago-AL), March 29, 2018

\*-Game 3 of the 1978 ALCS

**HOME RUN BY A ROYALS PITCHER**

Name	Date	Opponent	Pitcher	Inning
1. Jim Rooker	July 7, 1969	at Minnesota	Jim Kaat	3rd
2. Jim Rooker	July 7, 1969	at Minnesota	Jim Kaat	5th
3. Jim Rooker	July 16, 1969	at California	Andy Messersmith	3rd
4. Jim Rooker	September 1, 1969 (Gm. 1)	Detroit	Mike Kilkenny	2nd
5. Jim Rooker	July 24, 1970	at Cleveland	Rich Hand	2nd
6. Jim York	July 24, 1971	at Cleveland	Alan Foster	4th
7. Lance Clemons	August 31, 1971	at Milwaukee	Ken Sanders	8th
8. Zack Greinke	June 10, 2005	at Arizona	Russ Ortiz	5th



## POSTSEASON HOME RUNS

No.	Player	Date/Round (Game #)	Inn.	On Base	Opponent	Pitcher
1.	John Mayberry	Oct. 14, 1976 / ALCS (5)	1	1	at New York	Ed Figueroa
2.	George Brett	Oct. 14, 1976 / ALCS (5)	8	2	at New York	Grant Jackson
3.	Hal McRae	Oct. 5, 1977 / ALCS (1)	1	1	at New York	Don Gullett
4.	John Mayberry	Oct. 5, 1977 / ALCS (1)	3	1	at New York	Dick Tidrow
5.	Al Cowens	Oct. 5, 1977 / ALCS (1)	8	0	at New York	Dick Tidrow
6.	Freddie Patek	Oct. 4, 1978 / ALCS (2)	7	1	New York	Dick Tidrow
7.	George Brett	Oct. 6, 1978 / ALCS (3)	1	0	at New York	Catfish Hunter
8.	George Brett	Oct. 6, 1978 / ALCS (3)	3	0	at New York	Catfish Hunter
9.	George Brett	Oct. 6, 1978 / ALCS (3)	5	0	at New York	Catfish Hunter
10.	George Brett	Oct. 8, 1980 / ALCS (1)	7	0	New York	Ron Davis
11.	Frank White	Oct. 10, 1980 / ALCS (3)	5	0	at New York	Tommy John
12.	George Brett	Oct. 10, 1980 / ALCS (3)	7	2	at New York	Rich Gossage
13.	Amos Otis	Oct. 14, 1980 / WS (1)	2	1	at Philadelphia	Bob Walk
14.	Willie Aikens	Oct. 14, 1980 / WS (1)	3	1	at Philadelphia	Bob Walk
15.	Willie Aikens	Oct. 14, 1980 / WS (1)	8	1	at Philadelphia	Bob Walk
16.	George Brett	Oct. 17, 1980 / WS (3)	1	0	Philadelphia	Dick Ruthven
17.	Amos Otis	Oct. 17, 1980 / WS (3)	7	0	Philadelphia	Dick Tidrow
18.	Willie Aikens	Oct. 18, 1980 / WS (4)	1	1	Philadelphia	Larry Christenson
19.	Willie Aikens	Oct. 18, 1980 / WS (4)	2	0	Philadelphia	Dickie Noles
20.	Amos Otis	Oct. 19, 1980 / WS (5)	6	0	Philadelphia	Marty Bystrom
21.	Willie Wilson	Oct. 9, 1985 / ALCS (2)	3	1	at Toronto	Jimmy Key
22.	Pat Sheridan	Oct. 9, 1985 / ALCS (2)	9	0	at Toronto	Tom Henke
23.	George Brett	Oct. 11, 1985 / ALCS (3)	1	0	Toronto	Doyle Alexander
24.	Jim Sundberg	Oct. 11, 1985 / ALCS (3)	5	0	Toronto	Doyle Alexander
25.	George Brett	Oct. 11, 1985 / ALCS (3)	6	1	Toronto	Doyle Alexander
26.	George Brett	Oct. 15, 1985 / ALCS (6)	5	0	at Toronto	Doyle Alexander
27.	Pat Sheridan	Oct. 16, 1985 / ALCS (7)	4	0	at Toronto	Dave Stieb
28.	Frank White	Oct. 22, 1985 / WS (3)	5	1	at St. Louis	Joaquin Andujar
29.	Darryl Motley	Oct. 27, 1985 / WS (7)	2	1	St. Louis	John Tudor
30.	Mike Moustakas	Oct. 2, 2014 / ALDS (1)	11	0	at Los Angeles	Fernando Salas
31.	Eric Hosmer	Oct. 3, 2014 / ALDS (2)	11	1	at Los Angeles	Kevin Jepsen
32.	Eric Hosmer	Oct. 5, 2014 / ALDS (3)	3	1	Los Angeles	Hector Santiago
33.	Mike Moustakas	Oct. 5, 2014 / ALDS (3)	4	0	Los Angeles	Mike Morin
34.	Alcides Escobar	Oct. 10, 2014 / ALCS (1)	3	0	at Baltimore	Chris Tillman
35.	<b>Alex Gordon</b>	<b>Oct. 10, 2014 / ALCS (1)</b>	<b>10</b>	<b>0</b>	<b>at Baltimore</b>	<b>Darren O'Day</b>
36.	Mike Moustakas	Oct. 10, 2014 / ALCS (1)	10	1	at Baltimore	Brian Matusz
37.	Mike Moustakas	Oct. 11, 2014 / ALCS (2)	4	0	at Baltimore	Bud Norris
38.	<b>Salvador Perez</b>	<b>Oct. 21, 2014 / WS (1)</b>	<b>7</b>	<b>0</b>	<b>San Francisco</b>	<b>Madison Bumgarner</b>
39.	Omar Infante	Oct. 22, 2014 / WS (2)	6	1	San Francisco	Hunter Strickland
40.	Mike Moustakas	Oct. 28, 2014 / WS (6)	7	0	San Francisco	Hunter Strickland
41.	Kendrys Morales	Oct. 8, 2015 / ALDS (1)	2	0	Houston	Collin McHugh
42.	Kendrys Morales	Oct. 8, 2015 / ALDS (1)	4	0	Houston	Collin McHugh
43.	<b>Salvador Perez</b>	<b>Oct. 9, 2015 / ALDS (2)</b>	<b>2</b>	<b>0</b>	<b>Houston</b>	<b>Scott Kazmir</b>
44.	Lorenzo Cain	Oct. 11, 2015 / ALDS (3)	4	0	at Houston	Dallas Keuchel
45.	<b>Alex Gordon</b>	<b>Oct. 11, 2015 / ALDS (3)</b>	<b>9</b>	<b>0</b>	<b>at Houston</b>	<b>Luke Gregerson</b>
46.	<b>Salvador Perez</b>	<b>Oct. 12, 2015 / ALDS (4)</b>	<b>2</b>	<b>1</b>	<b>at Houston</b>	<b>Lance McCullers</b>
47.	Eric Hosmer	Oct. 12, 2015 / ALDS (4)	9	1	at Houston	Josh Fields
48.	Kendrys Morales	Oct. 14, 2015 / ALDS (5)	8	2	Houston	Dallas Keuchel
49.	<b>Salvador Perez</b>	<b>Oct. 16, 2015 / ALCS (1)</b>	<b>4</b>	<b>0</b>	<b>Toronto</b>	<b>Marco Estrada</b>
50.	Kendrys Morales	Oct. 19, 2015 / ALCS (3)	9	2	at Toronto	Roberto Osuna
51.	Ben Zobrist	Oct. 20, 2015 / ALCS (4)	1	1	at Toronto	R.A. Dickey
52.	Alex Rios	Oct. 20, 2015 / ALCS (4)	2	0	at Toronto	R.A. Dickey
53.	<b>Salvador Perez</b>	<b>Oct. 21, 2015 / ALCS (5)</b>	<b>8</b>	<b>0</b>	<b>at Toronto</b>	<b>Marco Estrada</b>
54.	Ben Zobrist	Oct. 23, 2015 / ALCS (6)	1	0	Toronto	David Price
55.	Mike Moustakas	Oct. 23, 2015 / ALCS (6)	2	0	Toronto	David Price
56.	Alcides Escobar	Oct. 27, 2015 / WS (1)	1	0	New York Mets	Matt Harvey
57.	<b>Alex Gordon</b>	<b>Oct. 27, 2015 / WS (1)</b>	<b>9</b>	<b>0</b>	<b>New York Mets</b>	<b>Jeurys Familia</b>

### HOME RUNS FROM BOTH SIDES OF THE PLATE (REGULAR SEASON)

No.	Player	Date	Opponent	Pitchers
1.	Willie Wilson	June 15, 1979	at Milwaukee	Caldwell & Castro
2.	U.L. Washington	September 21, 1979	at Oakland	Langford & Minetto
3.	Chili Davis	June 7, 1997	Texas	Oliver & Whiteside
4.	Carlos Beltran	June 29, 2000	Cleveland	Colon & Lorraine
5.	Carlos Beltran	September 6, 2002	Seattle	Garcia & Halama
6.	Wilson Betemit	June 10, 2010	at Minnesota	Baker & Duensing
7.	Ben Zobrist	August 1, 2015	at Toronto	Buehrle & Lowe
8.	Kendrys Morales	July 2, 2016	at Philadelphia	Nola & Morgan

## ALL-TIME LEADERS

Rank	Player	ABs vs. KC	in KC	Away	Total
1.	Rodriguez, Alex	587	19	31	50
2.	Thome, Jim	648	16	33	49
3.	Konerko, Paul	921	19	26	45
4.	Palmeiro, Rafael	646	19	22	41
5.	Jackson, Reggie	766	18	19	37
	Ramirez, Manny	437	13	24	37
	Ripken, Jr., Cal	783	15	22	37
	Thomas, Frank	657	15	22	37
9.	Gonzalez, Juan	509	23	12	35
10.	Hunter, Torii	848	17	17	34
11.	Baylor, Don	620	18	14	32
	Griffey, Jr., Ken	509	10	22	32
13.	Giambi, Jason	432	15	16	31
	Ordonez, Magglio	756	16	15	31
15.	McGwire, Mark	388	11	19	30

## ACTIVE LEADERS

(31 players active in 2018 have hit 10+ homers against the Royals)

Player	ABs vs. KC	in KC	Away	Total
Cabrera, Miguel	659	18	9	27
Santana, Carlos	447	16	11	27
Kinsler, Ian	501	8	16	24
Pujols, Albert	376	16	8	24
Martinez, Victor	866	10	13	23
Francisco Lindor	259	8	12	20
Granderson, Curtis	390	11	8	19
Beltre, Adrian	357	11	8	19
Dozier, Brian	407	5	13	18
Abreu, José	345	8	8	16
Choo, Shin-soo	383	5	11	16
Kipnis, Jason	462	10	6	16
Cruz, Nelson	243	9	6	15
Davis, Chris	188	8	7	15
Avila, Alex	288	5	9	14
Edwin Encarnacion	279	7	7	14
Mauer, Joe	734	6	8	14
Bautista, Jose	202	5	8	13
Cano, Robinson	366	7	6	13
Plouffe, Trevor	324	1	12	13
Gomes, Yan	260	4	8	12
Jones, Adam	288	4	8	12
Martinez, J.D.	250	4	8	12
Moreland, Mitch	148	4	8	12
Davidson, Matt	99	8	3	11
Joyce, Matt	168	6	5	11
Suzuki, Ichiro	457	6	5	11
Trout, Mike	152	4	7	11
Upton, Justin	201	5	6	11
Cabrera, Asdrubal	473	3	7	10
Donaldson, Josh	147	5	5	10

## ALPHABETICAL LISTING

(268 active players have homered against Royals)

Player	2018 KC-Away	Career KC-Away
Abreu, Jose	1-3	8-8
Adames, Willy	0-1	0-1
Adrianza, Ehire	1-0	1-0
Aguilar, Jesus	0-2	0-2
Alonso, Yonder	2-1	2-1
Almonte, Abraham	-	1-0
Altuve, Jose	-	2-3
Anderson, Tim	4-1	4-3
Andrus, Elvis	-	1-0
Andujar, Miguel	1-0	1-0
Arenado, Nolan	-	2-1
Astudillo, Willians	0-1	0-1
Avila, Alex	-	5-9
Bader, Harrison	2-0	2-0
Baez, Javier	1-0	1-0
Barnes, Austin	-	0-1
Barney, Darwin	-	0-1
Barnhart, Tucker	1-0	1-0
Bautista, Jose	-	5-8
Beckham, Gordon	-	3-5
Beckham, Tim	1-0	1-0
Bellinger, Cody	-	0-1
Benintendi, Andrew	1-0	2-0
Betts, Mookie	1-3	4-5
Bird, Greg	0-1	0-2
Blackmon, Charlie	-	1-1
Bogaerts, Xander	1-1	3-3
Bourjos, Peter	-	1-1
Bradley Jr., Jackie	-	2-0
Brantley, Michael	0-2	2-7
Braun, Ryan	0-1	1-2
Bregman, Alex	2-0	2-0
Bruce, Jay	-	2-1
Butera, Drew	-	0-2
Buxton, Byron	-	1-1
Cabrera, Asdrubal	-	3-7
Cabrera, Melky	-	5-2
Cabrera, Miguel	-	16-11
Cain, Lorenzo	1-0	1-0
Calhoun, Kole	-	2-1
Cano, Robinson	-	7-6
Carpenter, Matt	1-1	5-2
Casali, Curt	-	1-0
Castellanos, Nick	1-2	5-3
Castillo, Wellington	1-0	1-0
Castro, Jason	-	0-2
Castro, Starlin	-	1-1
Cave, Jake	1-1	1-1
Cespedes, Yoenis	-	1-2
Chapman, Matt	0-1	0-2
Chirinos, Robinson	0-1	0-4
Chisenhall, Lonnie	-	2-2
Choo, Shin-soo	1-2	5-11
Collins, Tyler	-	0-1
Correa, Carlos	2-0	3-0
Cron, C.J.	2-0	5-0
Cruz, Nelson	2-1	9-6
Davidson, Matt	7-1	8-3
Davis, Chris	0-2	8-7
Davis, Khris	0-2	3-3
Davis, Rajai	-	2-3
De Aza, Alejandro	-	2-0
DeJong, Paul	2-0	3-0
Delmonico, Nicky	0-2	0-2
DeShields, Delino	-	1-0
Desmond, Ian	-	2-0
Devers, Rafael	-	0-1
Diaz, Yandy	0-1	0-1
Dickerson, Corey	-	1-0
Donaldson, Josh	1-0	5-5

# HOME RUNS VS. THE ROYALS (CONT.)

2018		Career		2018		Career		
Player	KC-A	KC-A	Player	KC-A	KC-A	Player	KC-A	
Dozier, Brian	1-2	5-13	Lopez, Rafael	-	0-1	Russell, Addison	-	0-1
Duda, Lucas	-	1-0	Lowrie, Jed	-	1-0	Saladino, Tyler	-	1-1
Duvall, Adam	1-0	1-0	Machado, Manny	0-1	3-6	Saltalamacchia, J.	-	2-4
Eaton, Adam	-	2-2	Mahtook, Mikie	1-1	3-2	Sanchez, Gary	2-0	3-1
Ellsbury, Jacoby	-	2-3	Mancini, Trey	1-1	1-1	Sanchez, Yolmer	-	2-0
Encarnacion, Edwin	1-0	7-7	Marisnick, Jake	-	0-1	Sano, Miguel	1-0	6-3
Engel, Adam	1-0	2-0	Markakis, Nick	-	4-3	Santana, Carlos	-	16-11
Escobar, Eduardo	-	4-3	Marte, Jeffry	0-1	0-1	Santana, Danny	-	1-0
Field, Johnny	1-0	1-0	Martin, Russell	-	2-1	Schoop, Jonathan	-	1-2
Flaherty, Ryan	-	2-1	Martinez, J.D.	1-1	4-8	Seager, Kyle	1-0	7-2
Florimon, Pedro	-	0-1	Martinez, Jose	1-0	1-1	Segura, Jean	-	1-0
Flowers, Tyler	-	3-4	Mathis, Jeff	-	1-1	Semien, Marcus	-	2-3
Forsythe, Logan	-	1-0	Maxwell, Bruce	1-0	1-0	Shaw, Travis	1-0	2-0
Fowler, Dexter	-	0-1	Maybin, Cameron	-	0-2	Simmons, Andrelton	-	0-1
Fowler, Dustin	2-1	2-1	Mazara, Nomar	0-1	1-2	Smith, Kevan	-	0-1
Franco, Maikel	-	0-1	McCann, Brian	-	2-5	Smook, Justin	-	3-5
Frazier, Adam	0-1	0-1	McCann, James	-	1-0	Sogard, Eric	-	1-0
Frazier, Todd	-	3-1	McCutchen, Andrew	-	0-1	Solarte, Yangervis	0-2	0-2
Freese, David	-	0-1	Miller, Brad	0-1	3-4	Soler, Jorge	-	0-1
Gallo, Joey	0-1	0-4	Molina, Yadier	-	3-3	Souza Jr., Steven	-	1-1
Garcia, Avisail	0-1	1-3	Moncada, Yoan	2-2	2-3	Span, Denard	-	1-0
Garcia, Leury	0-1	0-2	Montero, Miguel	-	1-0	Spangenberg, Cory	-	0-2
Gardner, Brett	-	0-3	Morales, Kendrys	-	3-1	Springer, George	-	3-2
Gattis, Evan	1-1	2-1	Moran, Colin	0-1	0-1	Stanton, Giancarlo	1-1	1-1
Gennett, Scooter	-	0-1	Moreland, Mitch	0-2	4-8	Stassi, Max	1-0	1-0
Gimenez, Chris	-	0-1	Morrison, Logan	0-2	4-5	Stewart, Christin	0-2	0-2
Gomes, Yan	1-2	4-8	Murphy, Daniel	-	2-1	Suarez, Eugenio	-	0-1
Gonzalez, Adrian	-	2-0	Mullins, Cedric	1-0	1-0	Suzuki, Ichiro	-	6-5
Gonzalez, Carlos	-	0-1	Naquin, Tyler	-	2-3	Suzuki, Kurt	-	4-2
Gonzalez, Marwin	-	1-2	Narvaez, Omar	0-2	0-2	Szczur, Matt	-	0-1
Grandal, Yasmani	-	0-2	Nunez, Eduardo	0-1	0-5	Thompson, Trayce	1-0	1-0
Granderson, Curtis	1-1	11-8	Odor, Rougned	1-0	2-3	Torres, Gleyber	1-0	1-0
Gregorius, Didi	0-1	0-4	Olson, Matt	3-1	3-2	Travis, Devon	1-0	4-0
Grichuk, Randal	0-1	1-2	O'Neill, Tyler	0-1	0-1	Trout, Mike	2-0	4-7
Grossman, Robbie	-	1-4	Palka, Daniel	2-2	2-2	Trumbo, Mark	-	3-2
Gurriel, Yuli	0-2	1-2	Parra, Gerardo	-	1-0	Tucker, Preston	-	1-0
Guyler, Brandon	-	0-1	Pearce, Steve	-	1-0	Tulowitzki, Troy	-	3-3
Guzman, Ronald	0-1	0-1	Pederson, Joc	-	0-1	Turner, Justin	-	0-2
Gyorko, Jedd	-	1-1	Pedroia, Dustin	-	3-6	Upton, Justin	1-2	5-6
Haniger, Mitch	0-1	0-1	Pena, Francisco	-	2-0	Urshela, Giovanni	-	0-2
Harper, Bryce	-	2-0	Pennington, Cliff	-	1-1	Valaika, Pat	-	1-0
Headley, Chase	-	1-2	Peraza, Jose	0-1	0-1	Valencia, Danny	0-1	4-1
Healy, Ryan	0-1	2-1	Perez, Carlos	-	1-0	Villar, Jonathan	1-0	1-0
Hechavarria, Adeiny	1-0	1-0	Perez, Roberto	-	1-2	Vogt, Stephen	-	3-2
Heredia, Guillermo	1-0	1-0	Phegley, Josh	-	0-3	Votto, Joey	-	0-3
Hernandez, Teoscar	0-1	0-1	Phillips, Brandon	-	0-3	Walker, Neil	-	1-0
Herrera, Dilson	0-1	0-1	Pillar, Kevin	1-0	2-0	Wieters, Matt	-	1-2
Herrera, Odubel	-	0-1	Pirela, Jose	-	0-2	Wong, Kolten	-	1-1
Heyward, Jason	-	1-1	Piscotty, Stephen	-	0-1	Yelich, Christian	0-1	0-1
Hicks, Aaron	1-1	4-3	Plouffe, Trevor	-	1-12	Young, Chris	-	2-0
Hicks, John	1-0	1-2	Polanco, Jorge	1-0	1-1	Young Jr., Eric	-	0-1
Holliday, Matt	-	5-4	Pollock, A.J.	-	1-0	Zimmer, Bradley	-	1-0
Iannetta, Chris	-	3-2	Prado, Martin	-	1-0	Zobrist, Ben	-	2-4
Iglesias, Jose	1-0	2-1	Profar, Jurickson	-	0-2	Zunino, Mike	0-1	3-3
Jackson, Austin	-	2-3	Puig, Yasiel	-	0-1			
Jansen, Danny	1-0	1-0	Pujols, Albert	1-0	16-8			
Jones, Adam	0-1	4-8	Ramirez, Hanley	-	2-1			
Jones, JaCoby	1-2	1-4	Ramirez, Jose	1-2	2-4			
Joseph, Caleb	0-1	1-2	Ramos, Wilson	-	1-0			
Joyce, Matt	-	6-5	Reddick, Josh	-	2-3			
Judge, Aaron	-	1-2	Rendon, Anthony	-	1-0			
Kemp, Matt	-	1-0	Reynolds, Mark	-	2-2			
Kendrick, Howie	-	4-1	Reynolds, Matt	-	0-1			
Kepler, Max	2-1	2-2	Rivera, Rene	-	1-0			
Kiermaier, Kevin	-	0-4	Robinson, Drew	-	1-0			
Kinsler, Ian	1-1	8-16	Robinson, Shane	0-1	0-1			
Kipnis, Jason	2-0	10-6	Rodriguez, Ronny	0-1	0-1			
Kratz, Erik	-	0-1	Romine, Andrew	-	0-1			
Lamb, Jake	-	1-0	Romine, Austin	1-0	1-0			
Lindor, Francisco	3-4	8-12	Rondon, Jose	1-0	1-0			
Lobaton, Jose	-	0-2	Rosales, Adam	-	1-1			
Longoria, Evan	-	3-5	Rosario, Eddie	0-2	1-5			

**BATTING RECORDS**

**Games**

1.	161	Kevin Seitzer	1987
2.	158	Angel Berroa	2003
3.	156	Carlos Beltran	1999

**Average**

1.	.323	Kevin Seitzer	1987
2.	.294	Mark Quinn	2000
3.	.293	Carlos Beltran	1999

**Hits**

1.	207	Kevin Seitzer	1987
2.	194	Carlos Beltran	1999
3.	163	Angel Berroa	2003

**Singles**

1.	151	Kevin Seitzer	1987
2.	138	Carlos Beltran	1999
3.	111	Angel Berroa	2003

**Doubles**

1.	36	Alex Gordon	2007
2.	33	Kevin Seitzer	1987
	33	Mark Quinn	2000

**Triples**

1.	10	Tom Poquette	1976
2.	9	Carlos Febles	1999
3.	8	Kevin Seitzer	1987

**Home Runs**

1.	24	Bob Hamelin	1994
2.	22	Bo Jackson	1987
	22	Carlos Beltran	1999

**RBI**

1.	108	Carlos Beltran	1999
2.	83	Kevin Seitzer	1987
3.	78	Mark Quinn	2000
	78	Eric Hosmer	2011

**Walks**

1.	84	Mike Fiore	1969
2.	80	Kevin Seitzer	1987
3.	56	Clint Hurdle	1978
	56	Bob Hamelin	1994

**On-Base Percentage**

1.	.399	Kevin Seitzer	1987
2.	.342	Mark Quinn	2000
3.	.338	Angel Berroa	2003

**Slugging Percentage**

1.	.488	Mark Quinn	2000
2.	.470	Kevin Seitzer	1987
3.	.465	Eric Hosmer	2011

**Runs**

1.	112	Carlos Beltran	1999
2.	105	Kevin Seitzer	1987
3.	92	Angel Berroa	2003

**Extra-Base Hits**

1.	56	Kevin Seitzer	1987
	56	Carlos Beltran	1999
3.	55	Mark Quinn	2000
	55	Alex Gordon	2007

**At Bats**

1.	663	Carlos Beltran	1999
2.	641	Kevin Seitzer	1987
3.	567	Angel Berroa	2003

**Total Bases**

1.	301	Kevin Seitzer	1987
	301	Carlos Beltran	1999
3.	256	Angel Berroa	2003

**Stolen Bases**

1.	46	Willie Wilson	1978
2.	40	Pat Kelly	1969
3.	27	Carlos Beltran	1999

**PITCHING RECORDS**

**Wins**

1.	17	Tom Gordon	1989
2.	16	Steve Busby	1973
3.	15	Dennis Leonard	1975

**Losses**

1.	16	Jim Rooker	1969
2.	15	Steve Busby	1973
3.	14	Mark Gubicza	1984

**Won-Loss Percentage**

1.	.682	Dennis Leonard (15-7)	1975
2.	.654	Tom Gordon (17-9)	1989
3.	.636	Rich Gale (14-8)	1978

**ERA**

1.	2.76	Kevin Appier	1990
2.	3.07	Bob Johnson	1970
3.	3.09	Rich Gale	1978

**Games**

1.	76	Kelvin Herrera	2012
2.	70	Tim Hill	2018
3.	68	Mike MacDougal	2003
	68	Tim Collins	2011

**Games Started**

1.	37	Steve Busby	1973
2.	30	Dennis Leonard	1975
	30	Rich Gale	1978
	30	Yordano Ventura	2014

**Complete Games**

1.	10	Dick Drago	1969
	10	Bob Johnson	1970
3.	9	Rich Gale	1978

**Shutouts**

1.	4	Bill Butler	1969
2.	3	Paul Splittorff	1971
	3	Rich Gale	1978
	3	Kevin Appier	1990

**Saves**

1.	27	Mike MacDougal	2003
2.	20	Doug Bird	1973
3.	17	Joakim Soria	2007

**Innings Pitched**

1.	238.1	Steve Busby	1973
2.	214.0	Bob Johnson	1970
3.	212.1	Dennis Leonard	1975

**Hits Allowed**

1.	246	Steve Busby	1973
2.	212	Dennis Leonard	1975
3.	206	Glendon Rusch	1997

**Walks**

1.	105	Steve Busby	1973
2.	100	Rich Gale	1978
3.	91	Bill Butler	1969

**Strikeouts**

1.	206	Bob Johnson	1970
2.	174	Steve Busby	1973
3.	159	Yordano Ventura	2014

**Home Runs Allowed**

1.	28	Glendon Rusch	1997
2.	26	Kris Wilson	2001
	26	Zack Greinke	2004

**Opponent Batting Average**

1.	.210	Tom Gordon	1989
2.	.228	Bob Johnson	1970
3.	.240	Yordano Ventura	2014

\*Offensive minimums based on 3.1 plate appearances per game (509)

\*Pitching minimums based on 1.0 IP per game (162.0)



## ROYALS FIRSTS

Game:	.....	at Municipal Stadium vs. Minnesota, April 8, 1969 (att: 17,688)
Batter:	.....	Lou Piniella (doubled off Hall), vs. Minnesota, April 8, 1969
Hit:	.....	Lou Piniella, vs. Minnesota, April 8, 1969
Run:	.....	Lou Piniella, vs. Minnesota, April 8, 1969
Win:	.....	Kansas City 4, Minnesota 3 in Kansas City, April 8, 1969
Winning Pitcher:	.....	Moe Drabowski (1.0 IP, 0 H, 0 ER), vs. Minnesota, April 8, 1969
Save:	.....	Dave Wickersham (0.2 IP, 0 H, 0 ER), at Oakland, April 12, 1969
RBI:	.....	Jerry Adair, drove in Piniella, vs. Minnesota, April 8, 1969
CW Hit:	.....	Joe Kough (off Woodson) PH in 12th of 4-3 win vs. Minnesota, April 9, 1969
Triple:	.....	Lou Piniella (off John Odum) vs. Oakland, April 19, 1969
HR:	.....	Mike Fiore (off John Odum) at Oakland, April 13, 1969
Grand Slam:	.....	Bob Oliver (off Jim Bouton) vs. Seattle (8th inning), July 4, 1969
Stolen Base:	.....	Joe Foy (off Jim Kaat, 4th inning) vs. Minnesota, April 9, 1969
.500 Month:	.....	September, 1969 (15-15)
Winning Season:	.....	1971 (85-76), 3rd season

## MUNICIPAL STADIUM LASTS (1972)

Game:	.....	Kansas City 4, Texas 0, Oct. 4, 1972 (att: 7,329)
Pitch:	.....	9:40 p.m. by Roger Nelson, KC, Oct. 4, 1972
Batter:	.....	Ted Ford, TEX (lined out to short), Oct. 4, 1972
Hit:	.....	Ed Kirkpatrick, off Steve Lawson (8th inning), Texas, Oct. 4, 1972
Run:	.....	Amos Otis, KC (5th inning), Oct. 4, 1972
Win:	.....	Kansas City 4, Texas 0, Oct. 4, 1972
Winning Pitcher:	.....	Roger Nelson (CG, 9.0 IP, 2 H, 0 R, 3 BB, 6 SO) Texas, Oct. 4, 1972
Save:	.....	Ted Abernathy (1.2 IP, 1 H, 1 SO) Milwaukee, Aug. 19, 1972
RBI:	.....	Lou Piniella, 2-run single off Pete Broberg (5th inning), Oct. 4, 1972
Double:	.....	John Mayberry, off Don Stanhouse (4th inning), Oct. 4, 1972
Triple:	.....	George Hendrick, OAK off Mike Hedlund (7th inning), Sept. 30, 1972
HR:	.....	Gene Tenace, OAK, 2-run homer off Monty Montgomery (4th inning), Sept. 30, 1972
KC HR:	.....	John Mayberry, 3-run homer off Vida Blue (5th inning), Sept. 29, 1972

## "OLD" KAUFFMAN STADIUM FIRSTS (1973)

Game:	.....	Kansas City 12, Texas 1, April 10, 1973 (att: 39,464)
Pitch:	.....	7:39 p.m. by Paul Splittorff, KC, April 10, 1973
Batter:	.....	Dave Nelson, Texas (grounded out to Paul Splittorff), April 10, 1973
Hit:	.....	Amos Otis, KC off Pete Broberg (1st inning), Texas, April 10, 1973
Run:	.....	Fred Patek, KC (1st inning) Texas, April 10, 1973
Win:	.....	Kansas City 12, Texas 1, April 10, 1973
Winning Pitcher:	.....	Paul Splittorff (9.0 IP, 5 H, 1 R, 3 BB, 1 SO), KC, April 10, 1973
Save:	.....	Bruce Dal Canton (3.0 IP, 3 H, 2 ER), KC vs. Chicago, April 13, 1973
RBI:	.....	John Mayberry, KC, 2-run single to right off Pete Broberg, Texas (1st inning), April 10, 1973
Double:	.....	Amos Otis, KC off Pete Broberg, Texas (2nd inning), April 10, 1973
Triple:	.....	Jeff Burroughs, Texas off Paul Splittorff, April 10, 1973
HR:	.....	John Mayberry, 2-run homer off Bill Gogolewski (5th inning), Texas, April 10, 1973
Grand Slam:	.....	Davey May, Milwaukee, off Dal Canton (9th inning), April 26, 1973
Stolen Base:	.....	Fred Patek, KC (1st inning) Texas, April 10, 1973

## "OLD" KAUFFMAN STADIUM LASTS (2008)

Game:	.....	Chicago 3, Kansas City 0, Sept. 21, 2008 (att: 16,920)
Pitch:	.....	3:38 p.m. by Bobby Jenks, CWS, Sept. 21, 2008
Batter:	.....	Alex Gordon, KC (struck out), Sept. 21, 2008
Hit:	.....	Jermaine Dye, CWS off Joel Peralta (9th inning), Sept. 21, 2008
Run:	.....	Paul Konerko, CWS (7th inning), Sept. 21, 2008
Win:	.....	Chicago 3, Kansas City 0, Sept. 21, 2008
KC Win:	.....	Kansas City 5, Chicago 2, Sept. 20, 2008
Winning Pitcher:	.....	John Danks (7.0 IP, 4 H, 0 R, 1 BB, 3 SO), CWS, Sept. 21, 2008
KC Winning Pitcher:	.....	Kyle Davies (7.0 IP, 3 H, 2 R, 1 BB, 3 SO), CWS, Sept. 20, 2008
Save:	.....	Bobby Jenks (1.0 IP, 2 SO), CWS, Sept. 21, 2008
KC Save:	.....	Joakim Soria (1.0 IP, 1 H, 1 BB, 2 SO), CWS, Sept. 20, 2008
RBI:	.....	Paul Konerko, CWS, 2-run homer to left off Brandon Duckworth (7th inning), Sept. 21, 2008
Double:	.....	Jermaine Dye, CWS off Joel Peralta (9th inning), Sept. 21, 2008
Triple:	.....	Alberto Callaspo, KC off Brandon Morrow, Seattle (5th inning), Sept. 16, 2008
HR:	.....	Paul Konerko, CWS, 2-run homer to left off Brandon Duckworth (7th inning), Sept. 21, 2008
KC HR:	.....	Kila Ka'aihue, 2-run homer to right off Gavin Floyd (7th inning), Sept. 20, 2008
Grand Slam:	.....	Alexei Ramirez, Chicago, off Brian Bannister (4th inning), Sept. 19, 2008
KC Grand Slam:	.....	Ryan Shealy, off Francisco Cruzeta (1st inning), Seattle, Sept. 15, 2006
Stolen Base:	.....	Mike Aviles, KC (6th inning) vs. Chicago, Sept. 21, 2008

## "NEW" KAUFFMAN STADIUM FIRSTS (2009)

Game:	.....	New York 4, Kansas City 1, April 10, 2009 (att: 38,098)
Pitch:	.....	3:42 p.m. by Sidney Ponson, KC, April 10, 2009
Batter:	.....	Derek Jeter, NYY (grounded out to second), April 10, 2009
Hit:	.....	Johnny Damon, NYY off Sidney Ponson (1st inning), April 10, 2009
Run:	.....	Johnny Damon, NYY off Sidney Ponson (1st inning), April 10, 2009
KC Win:	.....	Kansas City 6, New York 4, April 12, 2009
Winning Pitcher:	.....	Andy Pettitte (7.0 IP, 3 H, 1 R, 1 BB, 6 SO), New York, April 10, 2009
KC Winning Pitcher:	.....	Juan Cruz (1.0 IP), New York, April 12, 2009
Save:	.....	Mariano Rivera (1.0 IP, 1 H, 2 SO), New York, April 10, 2009
KC Save:	.....	Joakim Soria (1.0 IP, 3 SO), New York, April 12, 2009
RBI:	.....	Jorge Posada, NYY, 2-run single off Sidney Ponson (1st inning), April 10, 2009
Double:	.....	Mike Jacobs, KC off Andy Pettitte (2nd inning), New York, April 10, 2009
Triple:	.....	Nick Swisher, NYY off Horacio Ramirez, Kansas City (3rd inning), April 11, 2009
HR:	.....	Nick Swisher, NYY off Horacio Ramirez, Kansas City (5th inning), April 11, 2009
KC HR:	.....	John Buck, solo homer to left off John Chamberlain (3rd inning), New York, April 12, 2009
KC Grand Slam:	.....	John Buck, off Vinna Chulk (8th inning), Cleveland, April 14, 2009
Stolen Base:	.....	Derek Jeter, NYY (3rd inning) Kansas City, April 11, 2009

**ALL-TIME GAMES BY POSITION**

<b>C</b>	Salvador Perez, 2011-18	874
<b>1B</b>	Eric Hosmer, 2011-17	1,029
<b>2B</b>	Frank White, 1973-90	2,150
<b>3B</b>	George Brett, 1973-92	1,692
<b>SS</b>	Freddie Patek, 1971-79	1,241
<b>LF</b>	Alex Gordon, 2010-18	1,166
<b>CF</b>	Amos Otis, 1970-83	1,793
<b>RF</b>	Al Cowens, 1974-79	676
<b>DH</b>	Hal McRae, 1974-87	1,388

**1969**

C	Ellie Rodriguez (95)
1B	Mike Fiore (107)
2B	Jerry Adair (126)
3B	Joe Foy (145)
SS	Jackie Hernandez (145)
LF	Lou Piniella (135)
CF	Pat Kelly (112)
RF	Bob Oliver (118)
DH	None

**1970**

C	Ed Kirkpatrick (134)
1B	Bob Oliver (160)
2B	Cookie Rojas (98)
3B	Paul Schaal (124)
SS	Jackie Hernandez (83)
LF	Lou Piniella (144)
CF	Amos Otis (159)
RF	Pat Kelly (136)
DH	None

**1971**

C	Jerry May (71)
1B	Gail Hopkins (103)
2B	Cookie Rojas (115)
3B	Paul Schaal (161)
SS	Fred Patek (147)
LF	Lou Piniella (126)
CF	Amos Otis (147)
RF	Joe Keogh (110)
DH	None

**1972**

C	Ed Kirkpatrick (113)
1B	John Mayberry (149)
2B	Cookie Rojas (137)
3B	Paul Schaal (127)
SS	Fred Patek (136)
LF	Lou Piniella (151)
CF	Amos Otis (143)
RF	Richie Scheinblum (134)
DH	None

**1973**

C	Fran Healy (95)
1B	John Mayberry (152)
2B	Cookie Rojas (139)
3B	Paul Schaal (121)
SS	Fred Patek (135)
LF	Lou Piniella (144)
CF	Amos Otis (148)
RF	Ed Kirkpatrick (126)
DH	Hal McRae (106)

**1974**

C	Fran Healy (138)
1B	John Mayberry (106)
2B	Cookie Rojas (116)
3B	George Brett (132)
SS	Fred Patek (149)
LF	Jim Wohlford (125)
CF	Amos Otis (143)
RF	Vada Pinson (91)
DH	Hal McRae (90)

**1975**

C	Buck Martinez (79)
1B	John Mayberry (131)
2B	Cookie Rojas (116)
3B	George Brett (159)
SS	Fred Patek (136)
LF	Hal McRae (114)
CF	Amos Otis (130)
RF	Jim Wohlford (67)
DH	Harmon Killebrew (92)

**1976**

C	Buck Martinez (94)
1B	John Mayberry (160)
2B	Frank White (130)
3B	George Brett (157)
SS	Fred Patek (143)
LF	Tom Poquette (84)
CF	Amos Otis (152)
RF	Al Cowens (142)
DH	Hal McRae (117)

**1977**

C	Darrell Porter (125)
1B	John Mayberry (145)
2B	Frank White (152)
3B	George Brett (135)
SS	Fred Patek (154)
LF	Joe Zdeb (87)
CF	Amos Otis (140)
RF	Al Cowens (142)
DH	Hal McRae (115)

**1978**

C	Darrell Porter (145)
1B	Pete LaCock (106)
2B	Frank White (140)
3B	George Brett (128)
SS	Fred Patek (138)
LF	Willie Wilson (82)
CF	Amos Otis (136)
RF	Al Cowens (119)
DH	Hal McRae (153)

**1979**

C	Darrell Porter (141)
1B	Pete LaCock (108)
2B	Frank White (126)
3B	George Brett (149)
SS	Fred Patek (104)
LF	Willie Wilson (131)
CF	Amos Otis (146)
RF	Al Cowens (134)
DH	Hal McRae (100)

**1980**

C	Darrell Porter (81)
1B	Willie Aikens (138)
2B	Frank White (153)
3B	George Brett (112)
SS	U.L. Washington (152)
LF	Willie Wilson (102)
CF	Amos Otis (105)
RF	Clint Hurdle (125)
DH	Hal McRae (110)

**1981**

C	John Wathan (74)
1B	Willie Aikens (99)
2B	Frank White (93)
3B	George Brett (88)
SS	U.L. Washington (98)
LF	Willie Wilson (85)
CF	Amos Otis (86)
RF	Cesar Geronimo (50)
DH	Hal McRae (97)

**1982**

C	John Wathan (120)
1B	Willie Aikens (128)
2B	Frank White (144)
3B	George Brett (134)
SS	U.L. Washington (117)
LF	Willie Wilson (118)
CF	Amos Otis (125)
RF	Jerry Martin (134)
DH	Hal McRae (158)

**1983**

C	John Wathan (92)
1B	Willie Aikens (113)
2B	Frank White (145)
3B	George Brett (102)
SS	U.L. Washington (140)
LF	Willie Wilson (64)
CF	Amos Otis (55)
RF	Pat Sheridan (48)
DH	Hal McRae (155)

**1984**

C	Don Slaught (123)
1B	Steve Balboni (125)
2B	Frank White (129)
3B	Greg Pryor (107)
SS	Onix Concepcion (85)
LF	Darryl Motley (105)
CF	Willie Wilson (128)
RF	Pat Sheridan (101)
DH	Hal McRae (94)

**1985**

C	Jim Sundberg (112)
1B	Steve Balboni (160)
2B	Frank White (149)
3B	George Brett (152)
SS	Onix Concepcion (28)
LF	Lonnie Smith (119)
CF	Willie Wilson (140)
RF	Darryl Motley (76)
DH	Hal McRae (105)

**1986**

C	Jim Sundberg (134)
1B	Steve Balboni (137)
2B	Frank White (151)
3B	George Brett (115)
SS	Angel Salazar (115)
LF	Lonnie Smith (118)
CF	Willie Wilson (155)
RF	Darryl Motley (62)
DH	Jorge Orta (87)

**1987**

C	Jamie Quirk (108)
1B	George Brett (83)
2B	Frank White (152)
3B	Kevin Seitzer (141)
SS	Angel Salazar (116)
LF	Bo Jackson (95)
CF	Willie Wilson (143)
RF	Danny Tartabull (150)
DH	Steve Balboni (52)

**1988**

C	Jamie Quirk (79)
1B	George Brett (125)
2B	Frank White (148)
3B	Kevin Seitzer (147)
SS	Kurt Stillwell (124)
LF	Bo Jackson (104)
CF	Willie Wilson (143)
RF	Danny Tartabull (130)
DH	Bill Buckner (43)

**1989**

C	Bob Boone (129)
1B	George Brett (104)
2B	Frank White (132)
3B	Kevin Seitzer (159)
SS	Kurt Stillwell (130)
LF	Bo Jackson (110)
CF	Willie Wilson (108)
RF	Danny Tartabull (71)
DH	Pat Tabler (39)

**1990**

C	Mike Macfarlane (112)
1B	George Brett (102)
2B	Frank White (79)
3B	Kevin Seitzer (152)
SS	Kurt Stillwell (141)
LF	Jim Eisenreich (70)
CF	Bo Jackson (61)
RF	Danny Tartabull (52)
DH	Gerald Perry (68)

**1991**

C	Brent Mayne (80)
1B	Todd Bauminger (75)
2B	Terry Shumpert (144)
3B	Bill Pecota (102)
SS	Kurt Stillwell (118)
LF	Kirk Gibson (91)
CF	Brian McRae (150)
RF	Danny Tartabull (124)
DH	George Brett (118)

**1992**

C	Mike Macfarlane (104)
1B	Wally Joyner (145)
2B	Keith Miller (93)
3B	Greg Jefferies (146)
SS	David Howard (74)
LF	Kevin McReynolds (94)
CF	Brian McRae (148)
RF	Jim Eisenreich (66)
DH	George Brett (132)

**1993**

C	Mike Macfarlane (114)
1B	Wally Joyner (140)
2B	Jose Lind (136)
3B	Gary Gaetti (72)
SS	Greg Gagne (59)
LF	Kevin McReynolds (104)
CF	Brian McRae (153)
RF	Felix Jose (136)
DH	George Brett (140)

**1994**

C	Mike Macfarlane (86)
1B	Wally Joyner (86)
2B	Jose Lind (84)
3B	Gary Gaetti (85)
SS	Greg Gagne (106)
LF	Vince Coleman (99)
CF	Brian McRae (110)
RF	Felix Jose (98)
DH	Bob Hamelin (69)

**1995**

C	Brent Mayne (103)
1B	Wally Joyner (126)
2B	Keith Lockhart (61)
3B	Gary Gaetti (123)
SS	Greg Gagne (118)
LF	Vince Coleman (57)
CF	Tom Goodwin (75)
RF	Joe Nunnally (92)
DH	Bob Hamelin (56)

**1996**

C	Mike Macfarlane (99)
1B	Jose Offerman (96)
2B	Keith Lockhart (84)
3B	Joe Randa (92)
SS	David Howard (135)
LF	Tom Goodwin (75)
CF	Johnny Damon (89)
RF	Michael Tucker (73)
DH	Joe Vitello (70)

**1997**

C	Mike Macfarlane (81)
1B	Jeff King (150)
2B	Jose Offerman (101)
3B	Craig Paquette (72)
SS	Jay Bell (149)
LF	Bip Roberts (82)
CF	Tom Goodwin (96)
RF	Jermaine Dye (75)
DH	Chili Davis (133)

**1998**

C	Mike Sweeney (91)
1B	Jeff King (111)
2B	Jose Offerman (152)
3B	Dean Palmer (129)
SS	Mendy Lopez (72)
LF	Jeff Conine (50)
CF	Johnny Damon (130)
RF	Jermaine Dye (59)
DH	Terry Pendleton (40)

# POSITIONAL CHART (CONT.)

<b>1999</b>	C..... Chad Kreuter (101) 1B..... Mike Sweeney (74) 2B..... Carlos Febles (122) 3B..... Joe Randa (156) SS..... Rey Sanchez (134) LF..... Johnny Damon (132) CF..... Carlos Beltran (154) RF..... Jermaine Dye (157) DH..... Jeremy Giambi (48)	<b>2004</b>	C..... John Buck (68) 1B..... Ken Harvey (73) 2B..... Tony Graffanino (75) 3B..... Joe Randa (119) SS..... Angel Berroa (133) LF..... Emil Brown (53) CF..... David DeJesus (85) RF..... Matt Stairs (57) DH..... Mike Sweeney (47)	<b>2009</b>	C..... Miguel Olivo (103) 1B..... Billy Butler (145) 2B..... Alberto Callaspo (146) 3B..... Mark Teahen (107) SS..... Yuniesky Betancourt (71) LF..... David DeJesus (139) CF..... Mitch Maier (85) RF..... Jose Guillen (65) DH..... Mike Jacobs (106)	<b>2014</b>	C..... Salvador Perez (146) 1B..... Eric Hosmer (130) 2B..... Omar Infante (134) 3B..... Mike Moustakas (138) SS..... Alcides Escobar (162) LF..... Alex Gordon (156) CF..... Jarrod Dyson (106) RF..... Nori Aoki (119) DH..... Billy Butler (108)
<b>2000</b>	C..... Greg Zaun (76) 1B..... Mike Sweeney (114) 2B..... Carlos Febles (99) 3B..... Joe Randa (156) SS..... Rey Sanchez (143) LF..... Mark Quinn (78) CF..... Carlos Beltran (83) RF..... Jermaine Dye (146) DH..... Johnny Damon (25)	<b>2005</b>	C..... John Buck (117) 1B..... Matt Stairs (64) 2B..... Ruben Gotay (81) 3B..... Mark Teahen (128) SS..... Angel Berroa (159) LF..... Terrance Long (103) CF..... David DeJesus (119) RF..... Emil Brown (129) DH..... Mike Sweeney (73)	<b>2010</b>	C..... Jason Kendall (118) 1B..... Billy Butler (127) 2B..... Mike Aviles (87) 3B..... Alberto Callaspo (76) SS..... Yuniesky Betancourt (151) LF..... Scott Podsednik (92) CF..... Mitch Maier (65) RF..... David DeJesus (70) DH..... Jose Guillen (84)	<b>2015</b>	C..... Salvador Perez (139) 1B..... Eric Hosmer (154) 2B..... Omar Infante (124) 3B..... Mike Moustakas (146) SS..... Alcides Escobar (148) LF..... Alex Gordon (101) CF..... Lorenzo Cain (136) RF..... Alex Rios (105) DH..... Kendrys Morales (141)
<b>2001</b>	C..... Hector Ortiz (55) 1B..... Mike Sweeney (108) 2B..... Carlos Febles (78) 3B..... Joe Randa (137) SS..... Rey Sanchez (100) LF..... Dee Brown (77) CF..... Carlos Beltran (152) RF..... Jermaine Dye (92) DH..... Raul Ibanez (33)	<b>2006</b>	C..... John Buck (112) 1B..... Doug Mientkiewicz (90) 2B..... Mark Grudzielanek (132) 3B..... Mark Teahen (109) SS..... Angel Berroa (131) LF..... Emil Brown (87) CF..... Joey Gathright (76) RF..... Reggie Sanders (73) DH..... Mike Sweeney (59)	<b>2011</b>	C..... Brayan Pena (69) 1B..... Eric Hosmer (127) 2B..... Chris Getz (110) 3B..... Mike Moustakas (89) SS..... Alcides Escobar (158) LF..... Alex Gordon (148) CF..... Melky Cabrera (144) RF..... Jeff Francoeur (153) DH..... Billy Butler (142)	<b>2016</b>	C..... Salvador Perez (128) 1B..... Eric Hosmer (154) 2B..... Whit Merrifield (65) 3B..... Cheslor Cuthbert (127) SS..... Alcides Escobar (162) LF..... Alex Gordon (126) CF..... Lorenzo Cain (71) RF..... Paulo Orlando (89) DH..... Kendrys Morales (138)
<b>2002</b>	C..... Brent Mayne (99) 1B..... Mike Sweeney (102) 2B..... Carlos Febles (116) 3B..... Joe Randa (129) SS..... Neifi Perez (139) LF..... Chuck Knoblauch (74) CF..... Carlos Beltran (149) RF..... Michael Tucker (67) DH..... Raul Ibanez (36)	<b>2007</b>	C..... John Buck (112) 1B..... Ross Gload (89) 2B..... Mark Grudzielanek (116) 3B..... Alex Gordon (137) SS..... Tony Pena (150) LF..... Emil Brown (78) CF..... David DeJesus (156) RF..... Mark Teahen (137) DH..... Billy Butler (70)	<b>2012</b>	C..... Salvador Perez (74) 1B..... Eric Hosmer (148) 2B..... Chris Getz (61) 3B..... Mike Moustakas (149) SS..... Alcides Escobar (155) LF..... Alex Gordon (160) CF..... Jarrod Dyson (88) RF..... Jeff Francoeur (145) DH..... Billy Butler (138)	<b>2017</b>	C..... Salvador Perez (115) 1B..... Eric Hosmer (158) 2B..... Whit Merrifield (132) 3B..... Mike Moustakas (127) SS..... Alcides Escobar (142) LF..... Alex Gordon (140) CF..... Lorenzo Cain (151) RF..... Jorge Bonifacio (92) DH..... Brandon Moss (90)
<b>2003</b>	C..... Brent Mayne (112) 1B..... Ken Harvey (99) 2B..... Desi Relaford (89) 3B..... Joe Randa (129) SS..... Angel Berroa (158) LF..... Raul Ibanez (128) CF..... Carlos Beltran (130) RF..... Aaron Guiel (87) DH..... Mike Sweeney (62)	<b>2008</b>	C..... John Buck (107) 1B..... Ross Gload (111) 2B..... Mark Grudzielanek (85) 3B..... Alex Gordon (133) SS..... Tony Pena (94) LF..... David DeJesus (71) CF..... Joey Gathright (100) RF..... Mark Teahen (92) DH..... Billy Butler (84)	<b>2013</b>	C..... Salvador Perez (137) 1B..... Eric Hosmer (158) 2B..... Chris Getz (68) 3B..... Mike Moustakas (134) SS..... Alcides Escobar (158) LF..... Alex Gordon (155) CF..... Lorenzo Cain (92) RF..... David Lough (74) DH..... Billy Butler (150)	<b>2018</b>	C..... Salvador Perez (96) 1B..... Lucas Duda (61) 2B..... Whit Merrifield (108) 3B..... Mike Moustakas (76) SS..... Alcides Escobar (104) LF..... Alex Gordon (125) CF..... Abraham Almonte (35) RF..... Jorge Bonifacio (55) DH..... Salvador Perez (20)

## SEASON BATTING LEADERS BY POSITION

CATCHER		Home runs	Player	Year	RBI	Player	Year
Average	Player	Year	2013	22	Frank White	1986	91
.287	Salvador Perez	2013	22	Frank White	1985	78	Yuniesky Betancourt
.284	Darrell Porter	1979	18	Whit Merrifield	2017	73	Angel Berroa
.277	Mike Macfarlane	1996					
THIRD BASEMEN		Home runs	Player	Year	RBI	Player	Year
Home runs	Player	Year	84	Frank White	1986	Average	Player
24	Salvador Perez	2017	78	Frank White	1987	332	Willie Wilson
21	Salvador Perez	2016	75	Frank White	1983	328	Willie Wilson
21	Salvador Perez	2015				326	Johnny Damon
RBI	Player	Year	Average	Player	Year	Home runs	Player
98	Darrell Porter	1979	394	George Brett	1980	32	Danny Tartabull
76	Darrell Porter	1978	339	George Brett	1976	31	Jermaine Dye
74	Salvador Perez	2013	336	George Brett	1985	31	Danny Tartabull
FIRST BASEMEN		Home runs	Player	Year	RBI	Player	Year
Average	Player	Year	34	Mike Moustakas	2017	119	Jermaine Dye
.348	Mike Sweeney	2002	31	Gary Gaetti	1995	110	Jermaine Dye
.347	Mike Sweeney	2000	29	George Brett	1985	107	Al Cowens
.341	George Brett	1990					
Home runs	Player	Year	RBI	Player	Year	Average	Player
36	Steve Balboni	1985	114	George Brett	1980	329	Hal McRae
29	Steve Balboni	1986	104	Joe Randa	2000	315	Billy Butler
27	Three times	-				311	Hal McRae
SHORTSTOPS		Home runs	Player	Year	RBI	Player	Year
RBI	Player	Year	Average	Player	Year	Home runs	Player
106	Jeff King	1997	303	Rey Sanchez	2001	30	Chili Davis
103	Mike Sweeney	2000	294	Rey Sanchez	1999	27	Hal McRae
99	Eric Hosmer	2016	293	Alcides Escobar	2012	23	Billy Butler
SECOND BASEMEN		Home runs	Player	Year	RBI	Player	Year
Average	Player	Year	21	Jay Bell	1997	133	Hal McRae
.313	Jose Offerman	1998	17	Angel Berroa	2003	104	Kendrys Morales
.304	Whit Merrifield	2018	16	Yuniesky Betancourt	2010	93	Billy Butler
.304	Alberto Callaspo	2009					

	<b>Attendance</b>	<b>Opponent</b>	<b>Date</b>
Season	2,708,549	n/a	2015
Single Game	41,860	New York	July 26, 1980
Day Game	41,788	Seattle	April 11, 2005
Night Game	41,860	New York	July 26, 1980
Day Doubleheader	35,295	California	June 20, 1971
T-N Doubleheader	42,039	Milwaukee	August 8, 1983
Opening Day	41,788	Seattle	April 11, 2005
4-Game Series	161,019	New York	July 21-24, 1988
3-Game Series	121,956	New York	July 25-27, 1980
2-Game Series	79,042	New York	July 24-25, 1978
Memorial Day	41,189	Minnesota	May 29, 1989
Independence Day	40,804	Boston	July 4, 1988
Labor Day	37,043	Minnesota	September 3, 1984
Week Night	42,039	Milwaukee	August 8, 1983 (doubleheader)
Saturday Day	38,944	Baltimore	July 18, 1987
Saturday Night	41,860	New York	July 26, 1980
Sunday	41,329	Oakland	September 21, 1980
Road Game	73,303	at Cleveland	July 4, 1986
Municipal Stadium	36,623	Oakland	August 3, 1971
Lowest Municipal Stadium	3,454	Minnesota	July 3, 1969

**Kauffman Stadium (1973-2017)**

All-Star Game	40,933	N.L. vs. A.L.	July 10, 2012
Wild Card Game	40,502	Oakland	September 30, 2014
Division Series	40,657	2014-Game 3	October 5, 2014
Championship Series	42,633	1980-Game 2	October 9, 1980
World Series	42,380	1980-Game 3	October 17, 1980
Lowest Game	6,180	Texas	September 22, 1975

**TOP 5 REGULAR SEASON HOME CROWDS**

<b>Date</b>	<b>Opponent</b>	<b>Attendance</b>
1. August 8, 1983 (doubleheader)	Milwaukee	42,039
2. July 26, 1980	New York	41,860
3. April 11, 2005	Seattle	41,788
4. April 5, 2004	Chicago	41,575
5. June 30, 1979	California	41,451

**ROYALS YEARLY/AVERAGE ATTENDANCE**

<b>Year</b>	<b>Attendance</b>	<b>Dates</b>	<b>Average</b>	<b>Year</b>	<b>Attendance</b>	<b>Dates</b>	<b>Average</b>
1969*	902,183	73	12,359	1994	1,400,494	57	24,570
1970*	693,047	72	9,626	1995	1,233,296	70	17,619
1971*	910,784	72	12,650	1996	1,436,007	80	17,950
1972*	707,656	69	10,256	1997	1,517,638	77	19,710
1973	1,345,341	74	18,180	1998	1,494,875	79	18,922
1974	1,173,292	78	15,042	1999	1,506,068	78	19,309
1975	1,151,836	77	14,959	2000	1,677,915	81	20,715
1976	1,680,265	78	21,542	2001	1,536,371	81	18,967
1977	1,852,603	76	24,376	2002	1,323,034	77	17,182
1978	2,255,493	80	28,194	2003	1,774,535	78	22,750
1979	2,261,845	79	28,631	2004	1,661,482	79	21,031
1980	2,288,714	81	28,256	2005	1,371,181	79	17,357
1981	1,279,403	47	27,221	2006	1,372,638	80	17,158
1982	2,284,464	80	28,556	2007	1,616,867	81	19,961
1983	1,963,875	79	24,859	2008	1,578,922	79	19,986
1984	1,810,018	77	23,507	2009	1,797,887	80	22,474
1985	2,162,717	80	27,034	2010	1,615,326	80	20,192
1986	2,320,764	78	29,753	2011	1,724,370	81	21,289
1987	2,392,471	80	29,906	2012	1,739,821	80	21,748
1988	2,350,181	80	29,377	2013	1,750,754	81	21,614
1989	2,477,700	80	30,971	2014	1,956,482	81	24,154
1990	2,244,956	78	28,781	2015	<b>2,708,549</b>	81	<b>33,438</b>
1991	2,161,537	80	27,019	2016	2,557,622	81	31,576
1992	1,867,689	79	23,642	2017	2,220,370	80	27,755
1993	1,934,578	80	24,182	2018	1,665,107	81	20,557
*The Royals played in Municipal Stadium from 1969-72.				<b>Totals</b>	<b>86,711,023</b>	<b>3,869</b>	<b>22,411</b>

**KAUFFMAN STADIUM WEATHER POSTPONEMENTS**

**BY MONTH**

April	29
May	18
June	14
July	5
August	9
September	10
October	1

**BY CLUB**

Arizona	1
Baltimore	7
Boston	8
Chicago	5
Cleveland	9
Detroit	7
Los Angeles (AL)	12
Milwaukee	5

Minnesota	7
Montreal	1
New York	2
Oakland	5
Seattle	7
Tampa Bay	2
Texas	5
Toronto	3

**BY YEAR**

6 times:	2003
4 times:	1984, 1997, 2002
3 times:	1973, 1977, 1981, 1983, 1986, 1990, 1994, 2013

2 times:	1974, 1975, 1976, 1979, 1985, 1992, 1995, 1998, 1999, 2004, 2005, 2008, 2016, 2017, 2018
1 time:	1980, 1982, 1987, 1988, 1989, 1991, 1993, 1996, 2006, 2009, 2010, 2012, 2014, 2015
None:	1978, 2000, 2001, 2007, 2011



# SHARE THE GAME WITH THE NEXT GENERATION

## GET INVOLVED AT **PLAYBALL.org**



PROUD PARTNERS





# OPPONENTS



ALWAYS  
ROYAL 

1969

ALWAYS  
ROYAL 

ALWAYS  
ROYAL 



# BALTIMORE ORIOLES

**AL East**  
**2018 Record:** 47-115 (5th in East)  
**Oriole Park at Camden Yards (Capacity: 45,971)**  
 333 West Camden Street • Baltimore, MD 21201  
**Website:** www.orioles.com • **Phone:** (410) 547-6100



**Brandon Hyde**  
(n/a)

## 2019 SCHEDULE

Date	Site	Time
Aug. 19	Baltimore	6:05 p.m.
Aug. 20	Baltimore	6:05 p.m.
Aug. 21	Baltimore	6:05 p.m.
Aug. 30	Kansas City	7:15 p.m.
Aug. 31	Kansas City	6:15 p.m.
Sept. 1	Kansas City	1:15 p.m.

**Executive VP & General Manager:** Mike Elias  
**Field Manager:** Brandon Hyde, first season  
**Director, Public Relations:** Kristen Hudak  
**Manager, Media Relations:** Jim Misudek  
**Director, Team Travel:** Kevin Buck  
**Credentials/Parking contact:**  
 Kailey Adams (kadams@orioles.com)

## SERIES INFORMATION

**Royals vs. Orioles - All-time results:**  
 at KC .....123-123 (3-0 in '18)  
 at BAL.....92-149 (1-2)  
 Overall.....215-272 (4-2)

**Royals Record at Stadiums:**  
 Municipal (1969-72) ..... 7-17  
 Memorial (1969-91) ..... 54-80  
 Kauffman (1973-present).....116-106  
 Camden Yards (1992-present).....38-69

**Last Royals 2-game sweep:**  
 at KC ..... July 17-18, 1991  
 at BAL..... May 13-14, 1985

**Last Royals 3-game sweep:**  
 at KC ..... Aug. 31-Sept. 2, 2018  
 at BAL..... Aug. 28-30, 1998

**Last Royals 4-game sweep:**  
 at KC ..... July 29-Aug. 1, 1982  
 at BAL..... none

**Last Orioles 2-game sweep:**  
 at KC ..... May 16-17, 2012  
 at BAL..... April 2-3, 1997

**Last Orioles 3-game sweep:**  
 at KC ..... May 28-30, 2007  
 at BAL..... July 31-Aug. 2, 2017

**Last Orioles 4-game sweep:**  
 at KC ..... July 16-19, 1987  
 at BAL..... May 2-5, 2002

**Series Swept By Royals:**  
 2-Game.....6  
 3-Game.....11  
 4-Game.....2

**Series Swept By Orioles:**  
 2-Game.....11  
 3-Game.....23  
 4-Game.....2

**Longest Winning Streak:**  
 by KC ..... 15 ..... July 26, 1987-April 11, 1989  
 by BAL..... 23 ..... May 10, 1969-Aug. 2, 1970

**Most Runs, Game:**  
 by KC .....15 (3x).....15-2, Aug. 16, 1992 at KC  
 .....15-5, April 29, 1999 at BAL  
 .....15-7, May 8, 2018 at BAL  
 by BAL..... 15 .....15-5, May 9, 2003 (G1) at KC

**Widest Margin Victory:**  
 by KC ..... 13 .....15-2, Aug. 16, 1992 at KC  
 by BAL..... 13 (2x).....14-1, Aug. 3, 1990 at BAL  
 .....13-0, April 28, 2002 at KC

**Longest Game, Innings:**  
 16 (2x) ..... May 28, 1979 at KC, 5-4 Royals win  
 ..... June 15, 1996 at KC, 7-6 Royals win



# BOSTON RED SOX

**AL East**  
**2018 Record:** 108-54 (1st in East)  
**Fenway Park (Capacity: 37,755-night; 37,305-day)**  
 4 Yawkey Way • Boston, MA 02215  
**Website:** www.redsox.com • **Phone:** (617) 226-6000



**Alex Cora**  
108-54

## 2019 SCHEDULE

Date	Site	Time
June 4	Kansas City	7:15 p.m.
June 5	Kansas City	7:15 p.m.
June 6	Kansas City	12:15 p.m.
Aug. 5	Boston	6:10 p.m.
Aug. 6	Boston	6:10 p.m.
Aug. 7	Boston	6:10 p.m.

**President of Baseball Operations:** Dave Dombrowski  
**Field Manager:** Alex Cora, second season  
**Vice President, Media Relations:** Kevin Gregg  
**Assistant Director, Media Relations:** Abby Murphy  
**Senior Manager, Media Relations & Baseball Info.:** Justin Long  
**Senior Director, Team Travel:** Jack McCormick  
**Credentials/Parking contact:** Abby Murphy (amurphy@redsox.com)

## SERIES INFORMATION

**Royals vs. Red Sox - All-time results:**  
 at KC .....129-108 (0-3 in '18)  
 at BOS ..... 107-132 (1-2)  
 Overall.....236-240 (1-5)

**Royals Record at Stadiums:**  
 Municipal (1969-72) .....14-10  
 Fenway (1969-present) .....107-132  
 Kauffman (1973-present) .....115-98

**Last Royals 2-game sweep:**  
 at KC ..... May 13-14, 1997  
 at BOS ..... May 5-6, 1997

**Last Royals 3-game sweep:**  
 at KC ..... Aug. 8-10, 2006  
 at BOS ..... April 26-28, 1996

**Last Royals 4-game sweep:**  
 at KC ..... none  
 at BOS ..... none

**Last Red Sox 2-game sweep:**  
 at KC ..... none  
 at BOS ..... May 8-9, 1978

**Last Red Sox 3-game sweep:**  
 at KC ..... April 19-21, 2002  
 at BOS ..... July 7-8, 2018

**Last Red Sox 4-game sweep:**  
 at KC ..... none  
 at BOS ..... May 19-22, 2008

**Series Swept By Royals:**  
 2-Game.....4  
 3-Game.....13

**Series Swept By Red Sox:**  
 2-Game.....4  
 3-Game.....17  
 4-Game.....2

**Longest Winning Streak:**  
 by KC ..... 12 ..... Aug. 23, 1970-Aug. 25, 1971  
 by BOS ..... 7 (2x) ..... Aug. 17, 1969-June 7, 1970  
 ..... May 8-Aug. 11, 1998

**Most Runs, Game:**  
 by KC ..... 13 (9x).....last: 13-11, June 1, 2000 at BOS  
 by BOS ..... 22 ..... 22-11, April 12, 1994 at KC

**Widest Margin Victory:**  
 by KC ..... 11 .....13-2, Aug. 2, 1986 at BOS  
 by BOS ..... 14 .....18-4, April 13, 1983 at KC

**Longest Game, Innings:**  
 15 ..... Aug. 26, 1976 at BOS, 7-6 Royals win

\*-Central Time listed in all schedules





# CHICAGO WHITE SOX

## 2019 SCHEDULE

Date	Site	Time
March 28	Kansas City	3:15 p.m.
March 30	Kansas City	1:15 p.m.
March 31	Kansas City	1:15 p.m.
April 15	Chicago	7:10 p.m.
April 16	Chicago	7:10 p.m.
April 17	Chicago	7:10 p.m.
May 27	Chicago	1:10 p.m.
May 28	Chicago	7:10 p.m.
May 29	Chicago	7:10 p.m.
June 7	Kansas City	7:15 p.m.
June 8	Kansas City	6:15 p.m.
June 9	Kansas City	1:15 p.m.
July 15	Kansas City	7:15 p.m.
July 16	Kansas City	7:15 p.m.
July 17	Kansas City	7:15 p.m.
July 18	Kansas City	12:15 p.m.
Sept. 10	Chicago	7:10 p.m.
Sept. 11	Chicago	7:10 p.m.
Sept. 12	Chicago	1:10 p.m.

### AL Central

2018 Record: 62-100 (4th in Central)

U.S. Cellular Field (Capacity: 40,615)

333 West 35th Street • Chicago, IL 60616

Website: www.whitesox.com • Phone: (312) 674-1000

Senior VP &amp; General Manager: Rick Hahn

Field Manager: Rick Renteria, third season

Senior Director, Media Relations: Bob Beghtol

Assistant Director, Media Relations: Ray Garcia

Director, Team Travel: Ed Cassin

Credentials contact: Hannah Sundwall (hsundwall@chisox.com)

Rick Renteria  
(202-284)

## SERIES INFORMATION

**Royals vs. White Sox - All-time results:**  
at KC ..... 206-177 (4-6 in '18)  
at CWS ..... 174-219 (4-5)  
Overall ..... 380-396 (8-11)

**Royals Record at Stadiums:**  
Municipal (1969-72) ..... 22-11  
Comiskey Park (1969-90) ..... 70-92  
Kauffman (1973-present) ..... 184-166  
Guaranteed Rate (1991-present) 104-127

**Last Royals 2-game sweep:**  
at KC ..... May 4-5, 2009  
at CWS ..... Sept. 26-27, 1972

**Last Royals 3-game sweep:**  
at KC ..... July 21-23, 2017  
at CWS ..... June 13-15, 2014

**Last Royals 4-game sweep:**  
at KC ..... July 25-28, 1994  
at CWS ..... none

**Last White Sox 2-game sweep:**  
at KC ..... March 29 & 31, 2018  
at CWS ..... Aug. 31 & Sept. 1, 1983

**Last White Sox 3-game sweep:**  
at KC ..... Sept. 4-6, 2015  
at CWS ..... April 24-26, 2017

**Last White Sox 4-game sweep:**  
at KC ..... July 10-13, 1997  
at CWS ..... May 30-June 2, 1985

**Series Swept By Royals:**  
2-game ..... 5  
3-game ..... 23  
4-game ..... 1

**Series Swept By White Sox:**  
2-game ..... 9  
3-game ..... 26  
4-game ..... 2

### Longest Winning Streak:

by KC ..... 6 (3x) ..... Sept. 13, 1972-April 15, 1973  
by CWS ..... 11 ..... Oct. 3, 2004-July 25, 2005

### Most Runs, Game:

by KC ..... 14 (3x) ..... 14-5, May 13, 1979 at CWS  
by CWS ..... 14-3, Aug. 3, 2008 at KC

**Widest Margin Victory:**  
by CWS ..... 19-3, Sept. 27, 2003 at KC

**Longest Game, Innings:**  
17 ..... May 25, 1986 at KC, 2-1 Royals win



# CLEVELAND INDIANS

## 2019 SCHEDULE

Date	Site	Time
April 12	Kansas City	7:15 p.m.
April 13	Kansas City	6:15 p.m.
April 14	Kansas City	1:15 p.m.
June 24	Cleveland	6:10 p.m.
June 25	Cleveland	6:10 p.m.
June 26	Cleveland	12:10 p.m.
July 2	Kansas City	7:15 p.m.
July 3	Kansas City	7:15 p.m.
July 4	Kansas City	12:15 p.m.
July 19	Cleveland	6:10 p.m.
July 20	Cleveland	6:10 p.m.
July 21	Cleveland	12:10 p.m.
July 25	Kansas City	7:15 p.m.
July 26	Kansas City	7:15 p.m.
July 27	Kansas City	6:15 p.m.
July 28	Kansas City	1:15 p.m.
Aug. 23	Cleveland	6:10 p.m.
Aug. 24	Cleveland	6:10 p.m.
Aug. 25	Cleveland	12:10 p.m.

### AL Central

2018 Record: 91-71 (1st in Central)

Progressive Field (Capacity: 34,788)

2401 Ontario Street • Cleveland, OH 44115

Website: www.indians.com • Phone: (216) 420-4200

President, Baseball Operations: Chris Antonetti

Field Manager: Terry Francona, seventh season

Director, Baseball Information &amp; Player Relations: Bart Swain

Director, Communications &amp; Player Relations: Court Berry-Tripp

Manager, Communications: Austin Controulis

Director, Team Travel: Mike Seghi

Credentials contacts: Andrew Gruman (agruman@indians.com)

or Alex Kryah (akryah@indians.com)

Terry Francona  
(1,574-1,340)

## SERIES INFORMATION

**Royals vs. Indians - All-time results:**  
at KC ..... 180-169 (4-6 in '18)  
at CLE ..... 155-201 (3-6)  
Overall ..... 335-370 (7-12)

**Royals Record at Stadiums:**  
Municipal (1969-72) ..... 12-12  
Cleveland Stadium (1969-93) ..... 73-74  
Kauffman (1973-present) ..... 168-157  
Progressive Field (1994-present) 82-127

**Last Royals 2-game sweep:**  
at KC ..... June 10-11, 2014  
at CLE ..... May 19-20, 2010

**Last Royals 3-game sweep:**  
at KC ..... June 13-15, 2016  
at CLE ..... June 24-26, 2003

**Last Royals 4-game sweep:**  
at KC ..... none  
at CLE ..... June 15-17, 1973

**Last Indians 2-game sweep:**  
at KC ..... May 16-17, 2011  
at CLE ..... April 12-13, 2002

**Last Indians 3-game sweep:**  
at KC ..... Sept. 30-Oct. 2, 2016  
at CLE ..... July 2-4, 2018

**Last Indians 4-game sweep:**  
at KC ..... none  
at CLE ..... June 2-5, 2016

**Series Swept By Royals:**  
2-game ..... 14  
3-game ..... 12  
4-game ..... 1

**Series Swept By Indians:**  
2-game ..... 8  
3-game ..... 30  
4-game ..... 3

### Longest Winning Streak:

by KC ..... 9 ..... June 1-Aug. 15, 1973  
by CLE ..... 10 ..... July 21-Sept. 24, 2005

### Most Runs, Game:

by KC ..... 15 (2x) ..... 15-7, April 27, 1979 at KC  
by CLE ..... 15-5, April 20, 2004 at CLE

**Widest Margin Victory:**  
by KC ..... 12-0, July 29, 2011 at CLE  
by CLE ..... 18-1, May 16, 2011 at KC

**Longest Game, Innings:**  
17 ..... May 2, 1970 at KC, 4-3 Royals win

\*Central Time listed in all schedules





# DETROIT TIGERS

## 2019 SCHEDULE

Date	Site	Time
April 4	Detroit	12:10 p.m.
April 6	Detroit	12:10 p.m.
April 7	Detroit	12:10 p.m.
May 3	Detroit	6:10 p.m.
May 4	Detroit	3:10 p.m.
May 5	Detroit	12:10 p.m.
June 11	Kansas City	7:15 p.m.
June 12	Kansas City	7:15 p.m.
June 13	Omaha	7:05 p.m.
July 12	Kansas City	7:15 p.m.
July 13	Kansas City	6:15 p.m.
July 14	Kansas City	1:15 p.m.
Aug. 8	Detroit	6:10 p.m.
Aug. 9	Detroit	6:10 p.m.
Aug. 10	Detroit	5:10 p.m.
Aug. 11	Detroit	12:10 p.m.
Sept. 3	Kansas City	7:15 p.m.
Sept. 4	Kansas City	7:15 p.m.
Sept. 5	Kansas City	12:15 p.m.

**AL Central**

**2018 Record:** 64-98 (3rd in Central)  
**Comerica Park (Capacity: 41,083)**  
 2100 Woodward Avenue • Detroit, MI 48201  
**Website:** www.tigers.com • **Phone:** (313) 471-2000



**Ron Gardenhire**  
(1,132-1,137)

**Executive VP of Baseball Operations & GM:** Al Avila  
**Field Manager:** Ron Gardenhire, second season  
**Vice President, Communications:** Ron Colangelo  
**Director, Media Relations:** Chad Crunk  
**Director, Team Travel:** Brian Britten  
**Credentials contact:** Michele Wysocki (michele.wysocki@tigers.com)

## SERIES INFORMATION

**Royals vs. Tigers - All-time results:**  
 at KC ..... 185-165 (6-3 in '18)  
 at DET ..... 170-182 (5-5)  
**Overall:** ..... 355-347 (11-8)

**Royals Record at Stadiums:**  
 Municipal (1969-72) ..... 10-14  
 Tiger Stadium (1969-99) ..... 87-92  
 Kauffman (1973-present) ..... 175-151  
 Comerica Park (2000-present) ..... 83-90

**Last Royals 2-game sweep:**  
 at KC ..... April 14-15, 1987  
 at DET ..... April 9-10, 2003

**Last Royals 3-game sweep:**  
 at KC ..... Aug. 28-30, 2012  
 at DET ..... July 24-26, 2017

**Last Royals 4-game sweep:**  
 at KC ..... Sept. 19-21, 2005  
 at DET ..... Aug. 3-5, 1984

**Last Tigers 2-game sweep:**  
 at KC ..... April 3 & 5, 2006  
 at DET ..... March 31 & April 2, 2014

**Last Tigers 3-game sweep:**  
 at KC ..... May 2-4, 2014  
 at DET ..... July 6-8, 2012

**Last Tigers 4-game sweep:**  
 at KC ..... May 22-25, 2006  
 at DET ..... Sept. 24-27, 2012

**Series Swept By Royals:**  
 2-game ..... 9  
 3-game ..... 18  
 4-game ..... 3

**Series Swept By Tigers:**  
 2-game ..... 11  
 3-game ..... 20  
 4-game ..... 2

**Longest Winning Streak:**  
 by KC ..... 8 ..... Sept. 26, 2002-July 4, 2003  
 by DET ..... 11 ..... April 3-July 15, 2006

**Most Runs, Game:**  
 by KC ..... 26 ..... 26-5, Sept. 9, 2004 at DET (G1)  
 by DET ..... 19 ..... 19-4, July 21, 2008 at KC

**Widest Margin Victory:**  
 by KC ..... 21 ..... 26-5, Sept. 9, 2004 at DET (G1)  
 by DET ..... 17 ..... 17-0, July 19, 1991 at KC

**Longest Game, Innings:**  
 16 ..... July 29, 1995 at KC, 5-4 Royals win



# HOUSTON ASTROS

## 2019 SCHEDULE

Date	Site	Time
May 6	Houston	7:10 p.m.
May 7	Houston	7:10 p.m.
May 8	Houston	7:10 p.m.
Sept. 13	Kansas City	7:15 p.m.
Sept. 14	Kansas City	6:15 p.m.
Sept. 15	Kansas City	1:15 p.m.

**AL West**

**2018 Record:** 103-59 (1st in West)  
**Minute Maid Park (Capacity: 41,168)**  
 501 Crawford St. • Houston, TX 77002  
**Website:** www.astros.com • **Phone:** (713) 259-8000



**A.J. Hinch**  
(463-397)

**President, Baseball Operations & GM:** Jeff Luhnow  
**Field Manager:** A.J. Hinch, fifth season  
**Vice President, Communications:** Gene Dias  
**Senior Manager, Communications:** Steve Grande  
**Senior Manager, Team Operations (Travel):** Derek Vigoa  
**Credentials contact:** Chris Peixoto (cpeixoto@astros.com)

## SERIES INFORMATION

**Royals vs. Astros - All-time results:**  
 at KC ..... 13-21 (0-3 in '18)  
 at HOU ..... 18-16 (1-2)  
**Overall:** ..... 31-37 (1-5)

**Royals Record at Stadiums:**  
 Astrodome (1965-1999) ..... 1-2  
 Kauffman (1973-present) ..... 13-21  
 Minute Maid (2000-present) ..... 17-14

**Last Royals 2-game sweep:**  
 at KC ..... none  
 at HOU ..... none

**Last Royals 3-game sweep:**  
 at KC ..... June 7-9, 2013  
 at HOU ..... April 15-17, 2014

**Last Royals 4-game sweep:**  
 at KC ..... none  
 at HOU ..... none

**Last Astros 2-game sweep:**  
 at KC ..... none  
 at HOU ..... none

**Last Astros 3-game sweep:**  
 at KC ..... June 15-17, 2018  
 at HOU ..... June 29-July 1, 2015

**Last Astros 4-game sweep:**  
 at KC ..... none  
 at HOU ..... none

**Series Swept By Royals:**  
 2-Game ..... 0  
 3-Game ..... 2  
 4-Game ..... 0

**Series Swept By Astros:**  
 2-Game ..... 0  
 3-Game ..... 5  
 4-Game ..... 0

**Longest Winning Streak:**  
 by KC ..... 6 ..... June 7, 2013-April 17, 2014  
 by HOU ..... 7 ..... May 26, 2014-July 24, 2015

**Most Runs, Game:**  
 by KC ..... 15 ..... 15-7, June 15, 2010 at KC  
 by HOU ..... 14 ..... 14-5, July 8, 2001 at KC

**Widest Margin Victory:**  
 by KC ..... 8 ..... 15-7, June 15, 2010 at KC  
 by HOU ..... 9 (2x) ..... 14-5, July 8, 2001 at KC

**Longest Game, Innings:**  
 13-4, June 24, 2016 at KC  
 12 ..... April 9, 2017 at HOU, 5-4 Royals loss

\*- Central Time listed in all schedules



# LOS ANGELES ANGELS

## 2019 SCHEDULE

Date	Site	Time
April 26	Kansas City	7:15 p.m.
April 27	Kansas City	6:15 p.m.
April 28	Kansas City	1:15 p.m.
May 17	Los Angeles	9:07 p.m.
May 18	Los Angeles	9:07 p.m.
May 19	Los Angeles	3:07 p.m.

**AL West**  
**2018 Record:** 80-82 (4th in West)  
**Angel Stadium (Capacity: 45,517)**  
 2000 E. Gene Autry Way • Anaheim, CA 92806  
**Website:** www.angels.com • **Phone:** (714) 940-2000



**Brad Ausmus**  
(314-332)

**General Manager:** Billy Eppler  
**Field Manager:** Brad Ausmus, first season  
**Vice President, Communications:** Tim Mead  
**Director, Communications:** Eric Kay  
**Traveling Secretary:** Tom Taylor  
**Credentials contact:** Adam Chodzko (adam.chodzko@angels.com)

## SERIES INFORMATION

**Royals vs. Angels - All-time results:**  
 at KC ..... 136-152 (1-3 in '18)  
 at LAA ..... 151-144 (0-3)  
 Overall ..... 287-296 (1-6)

**Royals Record at Stadiums:**  
 Municipal (1969-72) ..... 14-19  
 Angel Stadium (1969-present) 151-144  
 Kauffman (1973-present) ..... 122-133

**Last Royals 2-game sweep:**  
 at KC ..... Sept. 13-14, 1996  
 at LAA ..... May 25-27, 1998

**Last Royals 3-game sweep:**  
 at KC ..... April 14-16, 2017  
 at LAA ..... April 10-12, 2015

**Last Royals 4-game sweep:**  
 at KC ..... none  
 at LAA ..... May 6-9, 1996

**Last Angels 2-game sweep:**  
 at KC ..... Sept. 19-20, 2006  
 at LAA ..... Sept. 10-11, 1974

**Last Angels 3-game sweep:**  
 at KC ..... July 21-22, 2009  
 at LAA ..... April 12-14, 2018

**Last Angels 4-game sweep:**  
 at KC ..... May 23-26, 2013  
 at LAA ..... none

**Series Swept By Royals:**  
 2-game ..... 7  
 3-game ..... 16  
 4-game ..... 3

**Series Swept By Angels:**  
 2-game ..... 13  
 3-game ..... 21  
 4-game ..... 2

**Longest Win Streak:**  
 by KC ..... 12 ..... May 1-Sept. 12, 1975  
 by LAA ..... 9 (2x) ..... Oct. 4, 1991-Aug. 4, 1992  
 ..... May 8-Sept. 6, 2009

**Most Runs, Game:**  
 by KC ..... 18 ..... 18-3, Aug. 10, 1996 at CAL  
 by LAA ..... 21 ..... 21-6, Aug. 25, 2004 at ANA

**Widest Margin Victory:**  
 by KC ..... 15 ..... 18-3, Aug. 10, 1996 at CAL  
 by LAA ..... 15 (2x) ..... 18-3, Sept. 18, 1986 at CAL  
 ..... 21-6, Aug. 25, 2004 at ANA

**Longest Game, Innings:**  
 15 ..... July 28, 1976 at CAL, 3-2 Royals win



# MINNESOTA TWINS

## 2019 SCHEDULE

Date	Site	Time
April 2	Kansas City	7:15 p.m.
April 3	Kansas City	12:15 p.m.
June 14	Minnesota	7:10 p.m.
June 15	Minnesota	6:10 p.m.
June 16	Minnesota	1:10 p.m.
June 20	Kansas City	7:15 p.m.
June 21	Kansas City	7:15 p.m.
June 22	Kansas City	1:15 p.m.
June 23	Kansas City	1:15 p.m.
Aug. 2	Minnesota	7:10 p.m.
Aug. 3	Minnesota	6:10 p.m.
Aug. 4	Minnesota	1:10 p.m.
Sept. 19	Minnesota	6:40 p.m.
Sept. 20	Minnesota	7:10 p.m.
Sept. 21	Minnesota	6:10 p.m.
Sept. 22	Minnesota	1:10 p.m.
Sept. 27	Kansas City	7:15 p.m.
Sept. 28	Kansas City	6:15 p.m.
Sept. 29	Kansas City	2:15 p.m.

**AL Central**  
**2018 Record:** 78-84 (2nd in Central)  
**Target Field (Capacity: 38,544)**  
 1 Twins Way • Minneapolis, MN 55403  
**Website:** www.twinsbaseball.com • **Phone:** (612) 659-3400



**Rocco Baldelli**  
(n/a)

**Senior VP/General Manager:** Thad Levine  
**Field Manager:** Rocco Baldelli, first season  
**Senior Director, Communications:** Dustin Morse  
**Senior Manager, Communications:** Mitch Hestad  
**Manager, Communications:** Matt Hodson  
**Director, Team Travel:** Mike Herman  
**Credentials contact:**  
 Cori Frankenberg (corifrankenberg@twinsbaseball.com)

## SERIES INFORMATION

**Royals vs. Twins - All-time results:**  
 at KC ..... 209-189 (8-2 in '18)  
 at MIN ..... 177-215 (2-7)  
 Overall ..... 386-404 (10-9)

**Royals Record at Stadiums:**  
 Municipal (1969-72) ..... 19-17  
 Metropolitan (1969-81) ..... 47-59  
 Kauffman (1973-present) ..... 190-172  
 Metrodome (1982-2009) ..... 90-113  
 Target Field (2010-present) ..... 40-43

**Last Royals 2-game sweep:**  
 at KC ..... Sept. 13-14, 2011  
 at MIN ..... July 4-5, 1973

**Last Royals 3-game sweep:**  
 at KC ..... July 20-22, 2018  
 at MIN ..... Oct. 2-4, 2015

**Last Royals 4-game sweep:**  
 at KC ..... Aug. 18-21, 2016  
 at MIN ..... May 7-10, 1999

**Last Twins 2-game sweep:**  
 at KC ..... April 28 & 30, 2017  
 at MIN ..... April 20-21, 2005

**Last Twins 3-game sweep:**  
 at KC ..... July 26-28, 2010  
 at MIN ..... Aug. 3-5, 2018

**Last Twins 4-game sweep:**  
 at KC ..... June 2-5, 2011  
 at MIN ..... June 29-July 2, 1970

**Series Swept By Kansas City:**  
 2-game ..... 6  
 3-game ..... 22  
 4-game ..... 3

**Series Swept By Twins:**  
 2-game ..... 7  
 3-game ..... 28  
 4-game ..... 3

**Longest Winning Streak:**  
 by KC ..... 8 ..... Oct. 2, 2015-May 24, 2016  
 by MIN ..... 7 (4x) ..... last: Sept. 29, 2016-May 19, 2017

**Most Runs, Game:**  
 by KC ..... 23 ..... 23-6, April 6, 1974 at KC  
 by MIN ..... 19 ..... 19-1, July 26, 2010 at KC

**Widest Margin Victory:**  
 by KC ..... 17 ..... 23-6, April 6, 1974 at KC  
 by MIN ..... 18 ..... 19-1, July 26, 2010 at KC

**Longest Game, Innings:**  
 17 ..... April 9, 1969 at KC, 4-3 Royals win

\*- Central Time listed in all schedules



# NEW YORK YANKEES

## 2019 SCHEDULE

Date	Site	Time
April 18	New York	5:35 p.m.
April 19	New York	6:05 p.m.
April 20	New York	12:05 p.m.
April 21	New York	12:05 p.m.
May 24	Kansas City	7:15 p.m.
May 25	Kansas City	1:15 p.m.
May 26	Kansas City	1:15 p.m.

**AL East**

**2018 Record:** 100-62 (2nd in East)

**Yankee Stadium (Capacity: 49,469)**

One East 161st Street • Bronx, NY 10451

**Website:** www.yankees.com • **Phone:** (718) 293-4300



**Aaron Boone**  
(100-62)

**Sr. VP & General Manager:** Brian Cashman

**Field Manager:** Aaron Boone, second season

**Vice President, Communications & Media Relations:** Jason Zillo

**Director, Baseball Info. & Public Communications:** Michael Margolitz

**Director, Team Travel & Player Services:** Ben Tuliebitz

**Credentials email:** credentials@yankees.com

## SERIES INFORMATION

**Royals vs. Yankees - All-time results:**  
at KC.....113-131-1 (1-2 in '18)  
at NY.....84-164 (1-3)  
Overall.....197-295-1 (2-5)

**Royals Record at Stadiums:**  
Municipal (1969-72).....11-13-1  
Yankee Stadium (1969-73, 76-08), 67-134  
Kauffman (1973-present).....102-118  
Shea Stadium (1974-75).....5-7  
Yankee Stadium (2009-present).....12-23

**Last Royals 2-game sweep:**  
at KC.....none  
at NY.....June 4 & 6, 1982

**Last Royals 3-game sweep:**  
at KC.....May 31-June 2, 2005  
at NY.....June 3-5, 1994

**Last Royals 4-game sweep:**  
at KC.....none  
at NY.....none

**Last Yankees 2-game sweep:**  
at KC.....Aug. 17-18, 1998  
at NY.....April 9 & 11, 1996

**Last Yankees 3-game sweep:**  
at KC.....May 10-12, 2013  
at NY.....May 25-27, 2015

**Last Yankees 4-game sweep:**  
at KC.....none  
at NY.....Aug. 7-9, 1998

**Series Swept By Royals:**  
2-game.....1  
3-game.....10

**Series Swept By Yankees:**  
2-game.....5  
3-game.....25  
4-game.....1  
5-game.....1

**Longest Winning Streak:**  
by KC.....5 (2x).....May 14-July 24, 1978  
.....May 26-July 4, 1990  
by NY.....12.....Aug. 13, 1997-Aug. 18, 1998

**Most Runs, Game:**  
by KC.....17.....17-8, Sept. 13, 2004 at KC  
by NY.....18.....18-7, Sept. 5, 1982 at KC

**Widest Margin Victory:**  
by KC.....13.....14-1, June 6, 1982 at NYY  
by NY.....14.....15-1, July 26, 1996 at NY

**Longest Game, Innings:**  
16.....Aug. 27, 1972 at NY (Game 2), 9-8 Yankees win



# OAKLAND ATHLETICS

## 2019 SCHEDULE

Date	Site	Time
Aug. 26	Kansas City	7:15 p.m.
Aug. 27	Kansas City	7:15 p.m.
Aug. 28	Kansas City	7:15 p.m.
Aug. 29	Kansas City	12:15 p.m.
Sept. 16	Oakland	9:07 p.m.
Sept. 17	Oakland	9:07 p.m.
Sept. 18	Oakland	2:37 p.m.

**AL West**

**2018 Record:** 97-65 (2nd in West)

**Oakland Coliseum (Capacity: 48,592)**

7000 Coliseum Way • Oakland, CA 94621

**Website:** www.athletics.com • **Phone:** (510) 638-4900



**Bob Melvin**  
(1,127-1,107)

**Executive Vice President of Baseball Operations:** Billy Beane

**Field Manager:** Bob Melvin, ninth season (eighth full)

**Director, Baseball Communications:** Fernando Alcalá

**Manager, Baseball Information:** Mike Selleck

**Traveling Secretary:** Mickey Morabito

**Credentials contact:** Mark Ling (mling@athletics.com)

## SERIES INFORMATION

**Royals vs. Athletics - All-time results:**  
at KC.....147-147 (1-2 in '18)  
at OAK.....118-175 (1-3)  
Overall.....265-322 (2-5)

**Royals Record at Stadiums:**  
Municipal (1969-72).....16-20  
Oak Coliseum (1969-present), 118-175  
Kauffman (1973-present).....131-127

**Last Royals 2-game sweep:**  
at KC.....Sept. 14-15, 1998  
at OAK.....Sept. 8-9, 1969

**Last Royals 3-game sweep:**  
at KC.....Sept. 2-4, 2008  
at OAK.....June 26-28, 2015

**Last Royals 4-game sweep:**  
at KC.....Aug. 1-4, 1994  
at OAK.....none

**Last Athletics 2-game sweep:**  
at KC.....April 28 & 30, 2006  
at OAK.....May 12-13, 2009

**Last Athletics 3-game sweep:**  
at KC.....July 16-18, 2010  
at OAK.....May 17-19, 2013

**Last Athletics 4-game sweep:**  
at KC.....Sept. 12-15, 2016  
at OAK.....Sept. 26-28, 1977

**Series Swept By Royals:**  
2-game.....3  
3-game.....9  
4-game.....3

**Series Swept By Athletics:**  
2-game.....11  
3-game.....17  
4-game.....2

**Longest Winning Streak:**  
by KC.....8.....Sept. 4, 1978-June 18, 1979  
by OAK.....10.....May 31, 2003-May 23, 2004

**Most Runs, Game:**  
by KC.....16 (7x).....last: 16-6, Sept. 14, 1998 at KC  
by OAK.....21.....21-3, June 18, 2000 at KC

**Widest Margin Victory:**  
by KC.....16.....16-0, June 25, 1984 at KC  
by OAK.....18.....21-3, June 18, 2000 at KC

**Longest Game, Innings:**  
15.....Sept. 27, 1977 at OAK, 4-2 Royals loss

\*- Central Time listed in all schedules



## SEATTLE MARINERS

## 2019 SCHEDULE

Date	Site	Time
April 8	Kansas City	7:15 p.m.
April 9	Kansas City	7:15 p.m.
April 10	Kansas City	7:15 p.m.
April 11	Kansas City	12:15 p.m.
June 17	Seattle	9:10 p.m.
June 18	Seattle	9:10 p.m.
June 19	Seattle	5:40 p.m.

## AL West

2018 Record: 89-73 (3rd in West)

Safeco Field (Capacity: 47,929)

1250 First Ave. S. • Seattle, WA 98134

Website: www.mariners.com • Phone: (206) 346-4000

Executive VP-Baseball Ops &amp; GM: Jerry Dipoto

Field Manager: Scott Servais, fourth season

Vice President, Communications: Tim Hevly

Senior Manager, Baseball Information: Kelly Munro

Home Clubhouse Manager: Ryan Stiles

Credentials contact: Kelly Munro (kmunro@mariners.com)

Scott Servais  
(253-233)

## SERIES INFORMATION

## Royals vs. Mariners - All-time results:

at KC	126-102 (1-2 in '18)
at SEA	104-114 (0-3)
Overall	230-216 (1-5)

## Royals Record at Stadiums:

Kauffman (1977-present)	124-100
Kingdome (1977-99)	74-69
T-Mobile Park (1999-present)	32-46

## Last Royals 2-game sweep:

at KC	May 5-6, 2009
at SEA	Sept. 18-19, 1978

## Last Royals 3-game sweep:

at KC	June 5-7, 1992
at SEA	July 3-5, 2017

## Last Royals 4-game sweep:

at KC	Sept. 15-18, 2008
at SEA	Aug. 17-20, 1989

## Last Mariners 2-game sweep:

at KC	May 27-28, 2003
at SEA	none

## Last Mariners 3-game sweep:

at KC	June 20-22, 2014
at SEA	June 29-July 1, 2018

## Last Mariners 4-game sweep:

at KC	May 25-28, 2001
at SEA	July 26-29, 2012

## Series Swept By Kansas City:

2-game	3
3-game	9
4-game	4

## Series Swept By Mariners:

2-game	1
3-game	11
4-game	3

## Longest Winning Streak:

by KC	12	May 23 (G2)-Sept. 26, 1978
by SEA	10	June 14-Sept. 24, 1985

## Most Runs, Game:

by KC	17	17-3, July 3, 2007 at KC
by SEA	18	18-5, July 17, 1998 at SEA

## Widest Margin Victory:

by KC	15	16-1, April 24, 1977 at SEA
by SEA	13 (3x)	last: 16-3, Aug. 17, 2004 at KC

## Longest Game, Innings:

14 (2x)	Sept. 30, 1980 at KC, 7-5 Royals win
	May 18, 1995 at KC, 3-2 Royals win



## TAMPA BAY RAYS

## 2019 SCHEDULE

Date	Site	Time
April 22	Tampa Bay	6:10 p.m.
April 23	Tampa Bay	6:10 p.m.
April 24	Tampa Bay	12:10 p.m.
April 29	Kansas City	7:15 p.m.
April 30	Kansas City	7:15 p.m.
May 1	Kansas City	7:15 p.m.
May 2	Kansas City	1:15 p.m.

## AL East

2018 Record: 90-72 (3rd in East)

Tropicana Field (Capacity: 25,025)

One Tropicana Drive • St. Petersburg, FL 33705

Website: www.raysbaseball.com • Phone: (727) 825-3137

Senior VP, Baseball Operations/GM: Erik Neander

Field Manager: Kevin Cash, fifth season

Vice President, Communications: Dave Haller

Manager, Baseball Communications: Craig Vanderkam

Director, Team Travel &amp; Logistics: Chris Westmoreland

Credentials contact: Karly Fisher (kfisher@raysbaseball.com)

Kevin Cash  
(318-330)

## SERIES INFORMATION

## Royals vs. Rays - All-time results:

at KC	42-32 (0-3 in '18)
at TB	35-51 (0-4)
Overall	77-83 (0-7)

## Royals Record at Stadiums:

Kauffman (1998-present)	42-32
Tropicana Field (1998-present)	35-51

## Last Royals 2-game sweep:

at KC	April 30 & May 1, 2013
at TB	May 13 & 14, 1998

## Last Royals 3-game sweep:

at KC	May 30-June 1, 2016
at TB	Aug. 21-23, 1998

## Last Royals 4-game sweep:

at KC	July 7-9, 2015
at TB	none

## Last Rays 2-game sweep:

at KC	none
at TB	none

## Last Rays 3-game sweep:

at KC	May 14-16, 2018
at TB	June 2-4, 2009

## Last Rays 4-game sweep:

at KC	July 27-30, 2000
at TB	Aug. 20-23, 2018

## Series Swept By Royals:

2-game	3
3-game	4
4-game	1

## Series Swept By Rays:

2-game	0
3-game	6
4-game	4

## Longest Winning Streak:

by KC	7	July 9, 2014-Aug. 29, 2015
by TB	8 (2x)	June 2-Aug. 1, 2009
		Aug. 30, 2017-Aug. 23, 2018

## Most Runs, Game:

by KC	12	12-4, July 8, 2007 at KC
by TB	13	13-6, Aug. 10, 2002 at KC

## Widest Margin Victory:

by KC	10 (2x)	10-0, Aug. 11, 2002 at KC
		11-1, Aug. 26, 2013 at KC
by TB	12 (2x)	12-0, Aug. 3, 2016 at TB
		12-0, Aug. 28, 2017 at KC

## Longest Game, Innings:

12 (4x)	Aug. 9, 2002 at KC, 5-4 Royals win
	Aug. 17, 2002 at TB, 7-3 Royals win
	Oct. 3, 2010 at KC, 3-2 Royals loss
	May 9, 2017 at TB, 7-6 Royals win

\*- Central Time listed in all schedules





# TEXAS RANGERS

## 2019 SCHEDULE

Date	Site	Time
May 14	Kansas City	7:15 p.m.
May 15	Kansas City	7:15 p.m.
May 16	Kansas City	12:15 p.m.
May 30	Texas	7:05 p.m.
May 31	Texas	7:05 p.m.
June 1	Texas	3:05 p.m.
June 2	Texas	2:05 p.m.

AL West  
**2018 Record:** 67-95 (5th in West)  
**Globe Life Park in Arlington (Capacity: 48,114)**  
 1000 Ballpark Way • Arlington, TX 76011  
**Website:** www.texasrangers.com • **Phone:** (817) 273-5222



**Chris Woodward**  
(n/a)

**President, Baseball Operations & General Manager:** Jon Daniels  
**Field Manager:** Chris Woodward, first season  
**Executive Vice President, Communications:** John Blake  
**Senior Director, Media Relations:** Rich Rice  
**Director of Travel:** Josh Shelton  
**Credentials contact:** Kate Munson (kmunson@texasrangers.com)

## SERIES INFORMATION

**Royals vs. Rangers - All-time results:**  
 at KC ..... 153-129-1 (0-3 in '18)  
 at TEX ..... 127-149 (2-2)  
**Overall** ..... 280-278-1 (2-5)

**Royals Record at Stadiums:**  
 Municipal (1969-72) ..... 14-13  
 Kauffman (1973-present) ..... 139-116-1  
 RFK (1969-71) ..... 13-5  
 Arlington (1972-93) ..... 74-77  
 Globe Life Park (1994-present) ..... 40-67

**Last Royals 2-game sweep:**  
 at KC ..... Aug. 27-28, 1996  
 at TEX ..... May 14-15, 2012

**Last Royals 3-game sweep:**  
 at KC ..... September 1-3, 2014  
 at TEX ..... July 11-13, 2003

**Last Royals 4-game sweep:**  
 at KC ..... July 25-27, 1975  
 at TEX ..... none

**Last Rangers 2-game sweep:**  
 at KC ..... April 16-17, 1997  
 at TEX ..... September 8-9, 1998

**Last Rangers 3-game sweep:**  
 at KC ..... June 18-20, 2018  
 at TEX ..... April 22-24, 2011

**Last Rangers 4-game sweep:**  
 at KC ..... none  
 at TEX ..... April 20-23, 2017

**Series Swept By Royals:**  
 2-game ..... 9  
 3-game ..... 10  
 4-game ..... 2

**Series Swept By Rangers:**  
 2-game ..... 5  
 3-game ..... 6  
 4-game ..... 2

**Longest Winning Streak:**  
 by KC ..... 9 (2x) ..... July 2-Sept. 26, 1975  
 ..... July 15, 2002-Aug. 28, 2003  
 by TEX ..... 12 ..... July 23, 2016-July 15, 2017

**Most Runs, Game:**  
 by KC ..... 17 ..... 17-8, Sept. 4, 2005 at KC  
 by TEX ..... 16 ..... 16-5, May 29, 1987 at KC

**Widest Margin Victory:**  
 by KC ..... 13 (2x) ..... 14-1, May 29, 1982 at TEX  
 ..... 15-2, June 19, 1991 at TEX  
 by TEX ..... 13 ..... 15-2, July 30, 2006 at TEX

**Longest Game, Innings:**  
 18 (2x) ..... May 17, 1972 at KC, 4-3 Royals loss  
 ..... June 6, 1991 at KC, 4-3 Royals win



# TORONTO BLUE JAYS

## 2019 SCHEDULE

Date	Site	Time
June 28	Toronto	6:07 p.m.
June 29	Toronto	3:07 p.m.
June 30	Toronto	12:07 p.m.
July 1	Toronto	12:07 p.m.
July 29	Kansas City	7:15 p.m.
July 30	Kansas City	7:15 p.m.
July 31	Kansas City	12:15 p.m.

AL East  
**2018 Record:** 73-89 (4th in East)  
**Rogers Centre (Capacity: 49,286)**  
 1 Blue Jays Way • Toronto, Ontario M5V 1J1  
**Website:** www.bluejays.com • **Phone:** (416) 341-1000



**Charlie Montoyo**  
(n/a)

**Executive VP, Baseball Operations & GM:** Ross Atkins  
**Field Manager:** Charlie Montoyo, first season  
**Director, Baseball Media:** Richard Griffin  
**Manager, Baseball Media:** Ryan Brown  
**Director, Team Travel & Clubhouse Operations:** Mike Shaw  
**Credentials contact:** Adam Felton (adam.felton@bluejays.com)

## SERIES INFORMATION

**Royals vs. Blue Jays - All-time results:**  
 at KC ..... 105-93 (2-2 in '18)  
 at TOR ..... 88-112 (0-3)  
**Overall** ..... 193-205 (2-5)

**Royals Record at Stadiums:**  
 Kauffman (1977-present) ..... 105-93  
 Exhibition Stadium (1977-89) ..... 35-37  
 Rogers Centre (1989-present) ..... 53-75

**Last Royals 2-game sweep:**  
 at KC ..... June 10-11, 1995  
 at TOR ..... April 29-30, 1998

**Last Royals 3-game sweep:**  
 at KC ..... July 2-4, 1993  
 at TOR ..... none

**Last Royals 4-game sweep:**  
 at KC ..... July 3-5, 1987  
 at TOR ..... none

**Last Blue Jays 2-game sweep:**  
 at KC ..... Sept. 1-2, 1998  
 at TOR ..... Aug. 22 & 23, 2000

**Last Blue Jays 3-game sweep:**  
 at KC ..... May 16-18, 2003  
 at TOR ..... April 17-18, 2018

**Last Blue Jays 4-game sweep:**  
 at KC ..... April 20-23, 2012  
 at TOR ..... May 23-26, 2008

**Series Swept By Royals:**  
 2-game ..... 8  
 3-game ..... 4  
 4-game ..... 2

**Series Swept By Blue Jays:**  
 2-game ..... 5  
 3-game ..... 9  
 4-game ..... 2

**Longest Winning Streak:**  
 by KC ..... 7 (2x) ..... May 1-Aug. 13, 1977  
 ..... Aug. 10, 1980-Aug. 17, 1981  
 by TOR ..... 5 (5x) ..... last: Aug. 2, 2015-Aug. 5, 2016

**Most Runs, Game:**  
 by KC ..... 16 ..... 16-12, Aug. 6, 1979 at TOR  
 by TOR ..... 18 ..... 18-1, May 16, 2003 at KC

**Widest Margin Victory:**  
 by KC ..... 10 (4x) ..... last: Sept. 20, 2017 at TOR  
 by TOR ..... 17 ..... 18-1, May 16, 2003 at KC

**Longest Game, Innings:**  
 14 ..... Aug. 20, 1996 at KC, 6-5 Royals loss

\*- Central Time listed in all schedules



# ATLANTA BRAVES

## 2019 SCHEDULE

Date	Site	Time
July 23	Atlanta	6:20 p.m.
July 24	Atlanta	6:20 p.m.
Sept. 24	Kansas City	7:15 p.m.
Sept. 25	Kansas City	7:15 p.m.

NL East  
**2018 Record:** 90-72 (1st in East)  
**SunTrust Park (Capacity: 41,084)**  
 755 Battery Ave., SE • Atlanta, GA 30339  
**Website:** www.braves.com • **Phone:** (404) 522-7630

**Executive Vice President/General Manager:** Alex Anthopoulos  
**Field Manager:** Brian Snitker, fourth season (third full)  
**Manager, Baseball Communications:** Jonathan Kerber  
**Director, Team Travel:** Jim Lovell  
**Credentials contact:** Jared Burleyson (jared.burleyson@braves.com)



**Brian Snitker**  
(221-227)

## SERIES INFORMATION

**Royals vs. Braves - All-time results:**

at KC	3-2
at ATL	3-5
Overall	6-7

**Royals Record at Stadiums:**

Kauffman (1973-present)	3-2
Turner Field (1997-2016)	3-5
SunTrust Park (2017-present)	0-0

**Last Royals 2-game sweep:**

at KC	none
at ATL	none

**Last Royals 3-game sweep:**

at KC	none
at ATL	none

**Last Royals 4-game sweep:**

at KC	none
at ATL	none

**Last Braves 2-game sweep:**

at KC	none
at ATL	none

**Last Braves 3-game sweep:**

at KC	none
at ATL	June 18-20, 2010

**Last Braves 4-game sweep:**

at KC	none
at ATL	none

**Series Swept By Royals:**

2-game	0
3-game	0
4-game	0

**Series Swept By Braves:**

2-game	0
3-game	1
4-game	0

**Longest Winning Streak:**

by KC	2 (2x)	June 16-17, 2004
by ATL	4	June 26, 2013-May 13, 2016
by ATL	4	June 18, 2010-April 16, 2013

**Most Runs, Game:**

by KC	10 (2x)	10-4, June 16, 2004 at ATL
by ATL	8	10-4, June 17, 2004 at ATL
by ATL	8	8-5, June 20, 2010 at ATL

**Widest Margin Victory:**

by KC	6 (2x)	10-4, June 16, 2004 at ATL
by ATL	5	10-4, June 17, 2004 at ATL
by ATL	5	5-0, May 14, 2016 at KC

**Longest Game, Innings:**

13	May 15, 2016 at KC, 4-2 Royals win
----	------------------------------------



# MIAMI MARLINS

## 2019 SCHEDULE

Date	Site	Time
Sept. 6	Miami	6:10 p.m.
Sept. 7	Miami	5:10 p.m.
Sept. 8	Miami	12:10 p.m.

NL East  
**2018 Record:** 63-98 (5th in East)  
**Marlins Park (Capacity: 37,446)**  
 501 Marlins Way • Miami, FL 33125  
**Website:** www.marlins.com • **Phone:** (305) 480-1300

**President, Baseball Operations:** Michael Hill  
**Field Manager:** Don Mattingly, fourth season  
**VP, Baseball Communications & Outreach:** Jason Latimer  
**Manager, Baseball Communications & Publications:** Joe Vieira  
**Director, Team Travel:** Manny Colon  
**Credentials contact:** Maria Armella (marmella@marlins.com)



**Don Mattingly**  
(665-628)

## SERIES INFORMATION

**Royals vs. Marlins - All-time results:**

at KC	4-5
at MIA	4-2
Overall	8-7

**Royals Record at Stadiums:**

Kauffman (1973-present)	4-5
Sun Life Stadium (1993-2011)	2-1
Marlins Park (2012-present)	2-1

**Last Royals 2-game sweep:**

at KC	none
at MIA	none

**Last Royals 3-game sweep:**

at KC	none
at MIA	none

**Last Royals 4-game sweep:**

at KC	none
at MIA	none

**Last Marlins 2-game sweep:**

at KC	none
at MIA	none

**Last Marlins 3-game sweep:**

at KC	none
at MIA	none

**Last Marlins 4-game sweep:**

at KC	none
at MIA	none

**Series Swept By Royals:**

2-Game	0
3-Game	0
4-Game	0

**Series Swept By Marlins:**

2-Game	0
3-Game	0
4-Game	0

**Longest Winning Streaks:**

by KC	2 (2x)	June 17, 2007-May 16, 2008
by MIA	2	May 18, 2008-Aug. 12, 2013
by MIA	2	Aug. 13-14, 2013

**Most Runs, Game:**

by KC	9	9-3, May 18, 2008 at MIA
by MIA	15	15-8, June 10, 2002 at KC

**Widest Margin Victory:**

by KC	6 (2x)	6-0, June 11, 2002 at KC
by MIA	8	9-3, May 18, 2008 at MIA
by MIA	8	13-5, June 12, 2002 at KC

**Longest Game, Innings:**

14	June 10, 2002 at KC, 15-8 Marlins win
----	---------------------------------------

\*- Central Time listed in all schedules



# NEW YORK METS

## 2019 SCHEDULE

Date	Site	Time
Aug. 16	Kansas City	7:15 p.m.
Aug. 17	Kansas City	6:15 p.m.
Aug. 18	Kansas City	1:15 p.m.

**NL East**  
**2018 Record:** 77-85 (4th in East)  
**Citi Field (Capacity: 41,922)**  
 126th Street • Flushing, NY 11368  
**Website:** www.mets.com • **Phone:** (718) 507-6387 • (718)



**Mickey Callaway**  
(77-85)

**Executive Vice President & General Manager:** Brodie Van Wageningen  
**Field Manager:** Mickey Callaway, second season  
**Director, Media Relations:** Ethan Wilson  
**Manager, Media Relations:** Zach Weber  
**Director, Team Travel:** Brian Small  
**Credentials contact:** Kristin Wojcik (kwojcik@nymets.com)

## SERIES INFORMATION

**Royals vs. Mets - All-time results:**

at KC	3-2
at NY	3-5
Overall	6-7

**Royals Record at Stadiums:**

Kauffman (1973-present)	3-2
Shea (1969-2008)	1-2
Citi Field (2009-present)	2-3

**Last Royals 2-game sweep:**

at KC	none
at NY	none

**Last Royals 3-game sweep:**

at KC	none
at NY	none

**Last Royals 4-game sweep:**

at KC	none
at NY	none

**Last Mets 2-game sweep:**

at KC	none
at NY	June 21-22, 2016

**Last Mets 3-game sweep:**

at KC	none
at NY	none

**Last Mets 4-game sweep:**

at KC	none
at NY	none

**Series Swept By Royals:**

2-game	0
3-game	0
4-game	0

**Series Swept By Mets:**

2-game	1
3-game	0
4-game	0

**Longest Winning Streak:**

by KC	3	Aug. 3, 2013-April 3, 2016
by NY	3	April 5, 2015-June 22, 2016

**Most Runs, Game:**

by KC	7	7-5, June 11, 2004 at KC
by NY	5 (3x)	Latest: 5-2, June 13, 2004 at KC

**Widest Margin Victory:**

by KC	4 (2x)	5-1, June 22, 2002 at NY
by NY	3	6-2, Aug. 4, 2013 at NY
by NY	3	5-2, June 13, 2004 at KC

**Longest Game, Innings:**

12	Aug. 3, 2013 at NY, 4-3 Royals win
----	------------------------------------



# PHILADELPHIA PHILLIES

## 2019 SCHEDULE

Date	Site	Time
May 10	Kansas City	7:15 p.m.
May 11	Kansas City	6:15 p.m.
May 12	Kansas City	1:15 p.m.

**NL East**  
**2018 Record:** 80-82 (3rd in Central)  
**Citizens Bank Park (Capacity: 43,651)**  
 One Citizens Bank Way • Philadelphia, PA 19148  
**Website:** www.phillies.com • **Phone:** (215) 463-6000



**Gabe Kapler**  
(80-82)

**Vice President & General Manager:** Matt Klentak  
**Field Manager:** Gabe Kapler, second season  
**Director, Communications:** Greg Casterioto  
**Manager, Baseball Communications:** Chris Ware  
**Coordinator, Team Travel:** Jameson Hall  
**Credentials contact:** Kenny Ayres (kayres@phillies.com)

## SERIES INFORMATION

**Royals vs. Phillies - All-time results:**

at KC	2-1
at PHI	4-5
Overall	6-6

**Royals Record at Stadiums:**

Kauffman (1973-present)	2-1
Citizens Bank (2004-present)	4-5

**Last Royals 2-game sweep:**

at KC	none
at PHI	none

**Last Royals 3-game sweep:**

at KC	none
at PHI	none

**Last Royals 4-game sweep:**

at KC	none
at PHI	none

**Last Phillies 2-game sweep:**

at KC	none
at PHI	none

**Last Phillies 3-game sweep:**

at KC	none
at PHI	none

**Last Phillies 4-game sweep:**

at KC	none
at PHI	none

**Series Swept By Royals:**

2-game	0
3-game	0
4-game	0

**Series Swept By Phillies:**

2-game	0
3-game	0
4-game	0

**Longest Winning Streak:**

by KC	2	June 10, 2007-April 5, 2013
by PHI	2	June 19-20, 2004

**Most Runs, Game:**

by KC	17	17-5, June 10, 2007 at KC
by PHI	8 (2x)	8-2, June 20, 2004 at PHI
by PHI	8	9-8, April 7, 2013 at PHI

**Widest Margin Victory:**

by KC	12	17-5, June 10, 2007 at KC
by PHI	6	8-2, June 20, 2004 at PHI

**Longest Game, Innings:**

No extra-inning games in series

\*- Central Time listed in all schedules



# ST. LOUIS CARDINALS

## 2019 SCHEDULE

Date	Site	Time
May 21	St. Louis	7:15 p.m.
May 22	St. Louis	12:15 p.m.
Aug. 13	Kansas City	7:15 p.m.
Aug. 14	Kansas City	7:15 p.m.

**NL Central**

**2018 Record:** 88-74 (3rd in Central)

**Busch Stadium (Capacity: 44,494)**

700 Clark Street • St. Louis, MO 63102

**Website:** www.cardinals.com • **Phone:** (314) 345-9600

**President of Baseball Operations:** John Mozeliak

**Field Manager:** Mike Shildt, second season (first full)

**Director, Communications:** Brian Bartow

**Manager, Baseball Communications:** Michael Whitty

**Director, Team Travel:** Ernie Moore

**Credentials contact:** Chris Tunno (ctunno@stlcardinals.com)



**Mike Shildt**  
(41-28)

## SERIES INFORMATION

**Royals vs. Cardinals - All-time results:**  
at KC.....19-37 (0-3 in '18)  
at STL.....22-22 (2-1)  
Overall.....41-59 (2-4)

**Royals Record at Stadiums:**  
Kauffman (1973-present).....19-37  
Old Busch (1966-2005).....5-7  
New Busch (2006-present).....17-15

**Last Royals 2-game sweep:**  
at KC.....none  
at STL.....June 29-30, 2016

**Last Royals 3-game sweep:**  
at KC.....June 12-14, 2001  
at STL.....June 17-19, 2008

**Last Royals 4-game sweep:**  
at KC.....none  
at STL.....none

**Last Cardinals 2-game sweep:**  
at KC.....Aug. 7-8, 2017  
at STL.....Aug. 9-10, 2017

**Last Cardinals 3-game sweep:**  
at KC.....Aug. 10-12, 2018  
at STL.....June 14-16, 2002

**Last Cardinals 4-game sweep:**  
at KC.....none  
at STL.....none

**Series Swept By Royals:**  
2-game.....2  
3-game.....2  
4-game.....0

**Series Swept By Cardinals:**  
2-game.....3  
3-game.....6  
4-game.....0

**Longest Winning Streak:**  
by KC.....4.....June 17-27, 2008  
by STL.....7.....June 28, 2003-May 21, 2005

**Most Runs, Game:**  
by KC.....17 (2x).....17-13, June 9, 1999 at KC  
.....17-8, June 14, 2007 at KC  
by STL.....13 (3x).....last: 13-6, June 29, 2003 at KC

**Widest Margin Victory:**  
by KC.....11.....16-5, Aug. 30, 1997 at KC  
by STL.....8 (2x).....11-3, Aug. 7, 2017 at KC  
.....11-3, June 8, 2002 at KC

**Longest Game, Innings:**  
15.....June 17, 2012 at STL, 5-3 Royals win



# WASHINGTON NATIONALS

## 2019 SCHEDULE

Date	Site	Time
July 5	Washington	6:05 p.m.
July 6	Washington	3:05 p.m.
July 7	Washington	12:35 p.m.

**NL East**

**2018 Record:** 82-80 (2nd in East)

**Nationals Park (Capacity: 41,313)**

1500 South Capitol St., SE • Washington, DC 20003

**Website:** www.nationals.com • **Phone:** (202) 640-7000

**President, Baseball Operations & GM:** Mike Rizzo

**Field Manager:** Dave Martinez, second season

**Director, Baseball Communications:** Kyle Brostowitz

**VP, Clubhouse Operations & Team Travel:** Rob McDonald

**Credentials contact:** Melissa Strozza (melissa.strozza@nationals.com) or Christopher Browne (christopher.browne@nationals.com)



**Dave Martinez**  
(82-80)

## SERIES INFORMATION

**Royals vs. Nationals - All-time results:**  
at KC.....3-6  
at MON.....0-3  
at WAS.....1-5  
Overall.....4-11

**Royals Record at Stadiums:**  
Kauffman (1973-present).....3-6  
Olympic Stadium (1977-2004).....0-3  
Nationals Park (2008-present).....1-2

**Last Royals 2-game sweep:**  
at KC.....none  
at WAS.....none

**Last Royals 3-game sweep:**  
at KC.....none  
at WAS.....none

**Last Royals 4-game sweep:**  
at KC.....none  
at WAS.....none

**Last Nationals 2-game sweep:**  
at KC.....none  
at WAS.....none

**Last Nationals 3-game sweep:**  
at KC.....none  
at WAS.....June 18-20, 2002 (at MON)

**Last Nationals 4-game sweep:**  
at KC.....none  
at WAS.....none

**Series Swept By Royals:**  
2-game.....0  
3-game.....0  
4-game.....0

**Series Swept By Nationals:**  
2-game.....0  
3-game.....1  
4-game.....0

**Longest Winning Streak:**  
by KC.....none  
by WAS.....4.....June 10, 2004-June 22, 2010

**Most Runs, Game:**  
by KC.....10.....10-11, Aug. 23, 2013 at KC  
by WAS.....13.....13-2, May 4, 2016 at KC

**Widest Margin Victory:**  
by KC.....2 (2x).....Latest: 6-4, Aug. 25, 2013 at KC  
by WAS.....11.....13-2, May 4, 2016 at KC

**Longest Game, Innings:**  
11.....June 20, 2002 at MTL, 5-4 Royals loss

\*- Central Time listed in all schedules



# INTERLEAGUE PLAY

## OVERALL RECORDS

Overall Record	190-213
Home Record	95-105
Road Record	95-108
Extra Inning Record	21-23
In shutouts	17-30
vs. NL East	30-38
vs. NL Central	110-130
vs. NL West	50-45

## SERIES RESULTS

Team	Home	Road	Total
Arizona	6-12	7-2	13-14
Atlanta	3-2	3-5	6-7
Chicago	6-6	4-8	10-14
Cincinnati	5-5	10-5	15-10
Colorado	8-3	6-8	14-11
Houston (pre-2013)	5-10	8-7	13-17
Los Angeles	4-2	1-5	5-7
Miami	4-5	4-2	8-7
Milwaukee (post-1997)	9-7	7-6	16-13
New York	3-2	3-5	6-7
Philadelphia	2-1	4-5	6-6
Pittsburgh	8-3	7-14	15-17
St. Louis	19-37	22-22	41-59
San Diego	2-1	4-8	6-9
San Francisco	8-3	4-1	12-4
Washington	3-6	1-5	4-11
<b>Total</b>	<b>95-105</b>	<b>95-108</b>	<b>190-213</b>

## ATTENDANCE RECORDS

Largest Home Crowd	40,963
vs. St. Louis, June 26, 2004	
Largest Road Crowd	49,227
at Colorado, July 2, 2011	
Total Home Att.	5,419,793
Total Home Dates	200
Avg. Home Att.	27,099
Total Road Att.	6,533,174
Total Road Dates	203
Avg. Road Att.	32,183

## CONSECUTIVE RECORDS

Longest winning streak	7 (2014)
Longest losing streak	10 (2004-05)

## SINGLE-GAME RECORDS

Most runs scored	17 (3x)
last: vs. St. Louis, June 14, 2007	
Most runs allowed	15
vs. Florida (14 innings), June 10, 2002	
Most runs, both teams	30
vs. St. Louis, June 9, 1999 (17-13)	

## SINGLE-GAME BATTING RECORDS

Hits	5 (3x)
last: Johnny Damon, July 18, 2000 vs. Chicago	
Runs	4 (8x)
last: Alex Gordon, Aug. 23, 2013 vs. Washington	
Home Runs	2 (14x)
last: Mike Moustakas, June 11, 2017 at San Diego	
RBI	7
Billy Butler, April 7, 2013 at Philadelphia	

## SINGLE-GAME PITCHING RECORDS

Innings Pitched	9.0 (7x)
last: James Shields, Aug. 9, 2014 vs. San Francisco	
Walks	7 (3x)
last: Kyle Davies, June 20, 2010 at Atlanta	
Strikeouts	12
Zack Greinke, June 13, 2010 at Cincinnati	

## SINGLE-SEASON BATTING RECORDS

Average	.508	Joe Randa (1999)
Hits	34	Alcides Escobar (2016)
Runs	19	Carlos Beltran (1999)
Doubles	9 (4x)	last: Billy Butler (2010)
Triples	4 (2x)	last: Mark Teahen (2007)
Home Runs	7	Jeff King (1997)
RBI	21	Carlos Beltran (1999)
Stolen Bases	10	Carlos Beltran (2003)

## SINGLE-SEASON PITCHING RECORDS

Wins	4	James Shields (2014)
Losses	3 (8x)	last: Jason Hammel (2018)
Saves	9	Greg Holland (2014)
Innings	41.1	James Shields (2014)
Walks	15	Mac Suzuki (2002)
Strikeouts	34 (2x)	last: Danny Duffy (2016)

## CAREER BATTING RECORDS

Average	.342	Joe Randa
Hits	184	Alex Gordon
Runs	104	Alex Gordon
Doubles	34	Alex Gordon
Triples	8	Alcides Escobar
Home Runs	25	Alex Gordon
RBI	85	Mike Sweeney
Stolen Bases	25	Alcides Escobar

## CAREER PITCHING RECORDS

Wins	10	Zack Greinke
Losses	7 (2x)	Brian Bannister, Tim Collins
ERA*	1.72*	Edinson Volquez
Saves	18	Joakim Soria
Innings	126.1	Zack Greinke
Runs allowed	67	Zack Greinke
Walks	34	Dan Reichert
Strikeouts	112	Zack Greinke

\* - minimum 50 IP

## YEARLY INTERLEAGUE RECORD

Year	Home	Road	Total
1997	3-3	3-6	6-9
1998	4-4	5-3	9-7
1999	2-7	4-5	6-12
2000	4-5	4-5	8-10
2001	4-5	4-5	8-10
2002	4-5	1-8	5-13
2003	4-5	5-4	9-9
2004	3-6	3-6	6-12
2005	5-4	4-5	9-9
2006	5-4	5-4	10-8
2007	6-3	4-5	10-8
2008	6-3	7-2	13-5
2009	4-5	4-5	8-10
2010	5-4	3-6	8-10
2011	3-6	2-7	5-13
2012	4-5	4-5	8-10
2013	3-7	6-4	9-11
2014	7-3	8-2	15-5
2015	8-2	5-5	13-7
2016	5-5	5-5	10-10
2017	5-5	4-6	9-11
2018	1-9	5-5	6-14
<b>Totals</b>	<b>95-105</b>	<b>95-108</b>	<b>190-213</b>



# SCOUTING AND PLAYER DEVELOPMENT





## BILL 'FISH' FISCHER

1930-2018

On October 30, 2018, the Kansas City Royals sadly announced the passing of senior pitching advisor William Charles 'Bill' Fischer. He was 88.

Known throughout baseball as 'Fish,' Fischer completed his 71st year in professional baseball in 2018 in a career that began in 1948 as a 17-year old with the Chicago White Sox organization. Three years later, at the height of the Korean War, he was drafted into the US Marine Corps, which forced him to miss the 1952-53 minor league seasons.

His playing career spanned 19 seasons, including nine in the Majors with the White Sox (1956-58), Detroit Tigers (1958, 1960-61), Washington Senators (1958-60), Kansas City Athletics (1961-63) and Minnesota Twins (1964). In 281 career appearances (78 starts), he went 45-58. Fish still holds the Major League record for consecutive innings without allowing a walk, at 84.1 innings during the 1962 season as a member of the Kansas City A's.

Fish retired as a player following the 1968 minor league season, and joined the Royals as a scout to become one of the franchise's original employees. He signed Clint Hurdle in 1975, the same year he became the Royals' minor league pitching instructor. Fish held that role until 1978, and then again in 1984, before joining the Atlanta Braves' organization from 1991-2006. He returned to the Royals in 2007, and served as the organization's pitching coordinator until 2010, when he was promoted to senior pitching coordinator.

His career also included Major League pitching coach stops with Cincinnati (1979-83), Boston (1985-91) and Tampa Bay (2000-01). Along the way, he coached Hall of Fame pitchers Lee Smith and Tom Seaver, in addition to Roger Clemens, Dennis 'Oil Can' Boyd, Bruce Hurst, Mario Soto and Bob Stanley.

A native of Council Bluffs, Iowa, Fischer was survived by his wife, Val, and children: Mike, Melissa, Mary Jo, Mike and Patti.

---

*"Bill Fischer impacted a countless number of people during his career, not only with his immense knowledge of pitching, but also with his demeanor and the ability to teach young people how to be men," said Dayton Moore, Royals Senior Vice President of Baseball Operations/General Manager. "Fish's accomplishments in uniform for eight decades were a tribute to his passion for the game and the knowledge that he possessed, which he thoroughly enjoyed passing on to others to make them better. All of us were blessed and are better people for having had the opportunity to work with him during his illustrious career. I'm so thankful and appreciative how all of our staff, players, managers and coaches respected and treated him over the years. It stimulated him and allowed him to thrive to stay in the game where he was a valuable part of our organization."*





**DENNIS CARDOZA**

PRO SCOUT

Dennis “Cardy” Cardoza was named to the Kansas City Pro Scouting staff in November, 2012, after serving with the Royals as an Area Supervisor in Texas and Oklahoma. He joined the Royals’ organization in November, 2009, bringing with him over 17 years of scouting experience.

Cardoza began his scouting career in 1991 with the Montreal Expos, where he scouted players in Southern California as well as other areas as needed. In 2002, he joined the

Florida Marlins as area scout in Texas and later served as Midwestern Supervisor/Cross Checker in 2003, when the Marlins won the World Series.

Cardoza and his wife of 17 years, Mari Noel, reside in McCall, Idaho., but travel to San Diego as often as possible to visit their grandchildren: Niko (6) and Siena (4).



**CODY CLARK**

PRO/ADVANCE SCOUT

Cody Clark enters his sixth consecutive season with the Royals’ organization and his third as a professional/advance scout. He served as the Major League bullpen catcher from 2014-16.

Clark played professionally for 11 years, including six in the Royals’ organization. He made his Major League debut with the Houston Astros on Aug. 23, 2013 vs. Toronto and played in 16 games that season, his only year in the Majors.

Clark played baseball at both the University of Arkansas (2001-02) and Wichita State (2003). He graduated from Central Arkansas University with a bachelor’s degree in health education in 2008. He and his wife, Jordan, reside in Conway, Ark., with their daughter, Finley.



**MARK LEAVITT**

PRO SCOUT

Mark Leavitt enters his second full year as a Professional Scout after working part-time in 2017. Leavitt began his professional baseball career with the Montreal Expos as an Area Scouting Supervisor in 1997. In 2001, he joined the Mariners’ organization as a Territorial Supervisor before becoming a Regional Crosschecker. In addition to his professional work, Mark has served as an assistant coach on the collegiate level at Stetson, George Mason, James Madison, George Washington, Radford, and Princeton.

A 1988 graduate of Princeton with a Bachelor’s in History, Leavitt lettered all four years of his collegiate career. He went on to get his Master’s degree in Interdisciplinary Studies / Sport Management from George Mason University. Mark lives in DeLand, Fla., with his wife Christina and sons Scott and Mark Ryan.



**DAVID OLIVER**

PRO SCOUT

David Oliver is in his second full year as a professional scout with the Royals after working part-time in 2017. Oliver began his baseball career in 1997 after being selected in the third round of the June draft. He reached the Major Leagues as a second baseman in 1977. His professional playing career ended in 1980 when he transitioned to managing in the Indians farm system. In 1983, Oliver joined the Texas Rangers serving as a minor league manager and later as the roving infield instructor.

In 1987, Oliver became a major league coach with the Rangers before moving to the Boston Red Sox in 1995. In 2001, Oliver became a minor league manager in the Cincinnati Reds system. Oliver returned to the Rangers in 2011 system as a special assistant for baseball operations, being hired by Rangers CEO and Baseball Hall of Fame pitcher Nolan Ryan.

**ART STEWART AWARD**

Each season, the Royals honor a scout for outstanding service to the organization

- |                        |                        |                      |
|------------------------|------------------------|----------------------|
| 2008 - Dan Ontiveros   | 2012 - Colin Gonzales  | 2016 - Mitch Webster |
| 2009 - Louie Medina    | 2013 - Mitch Webster   | 2017 - Matt Price    |
| 2010 - Sean Gibbs      | 2014 - Junior Vizcaino | 2018 - Jim Buckley   |
| 2011 - Orlando Estevez | 2015 - Alec Zumwalt    |                      |





## **MIKE PAZIK**

**MAJOR LEAGUE SCOUT**

Mike Pazik is in his third season as a Major League scout with Kansas City after joining the organization in 2002 as the advance scout. He served in the same capacity for Colorado in 2001. Pazik began his professional baseball career as the Yankees first-round pick in the 1971 January Free Agent Draft. He played for nine seasons, including parts of three seasons with the Minnesota Twins.

His coaching career began in 1980 as a manager and pitching coach in the White Sox minor league system until joining the Brewers in 1983 as the minor league pitching coordinator. He worked in the Milwaukee system for five seasons before moving to Baltimore from 1988-91. He rejoined the White Sox as a special assistant to the GM in 1992, was the advance scout in 1994, pitching coach from 1995-98 and the special assignment scout and assistant to the General Manager from 1998-2000. Pazik graduated from Holy Cross College with a sociology degree. He and his wife, Susan, reside in Bethesda, Md. They have three daughters: Kristen, Kara and Marisa.



## **TONY TIJERINA**

**PRO/ADVANCE SCOUT**

Tony Tijerina is in his fifth year as a pro scout after serving as the Royals minor league field coordinator from 2011-2014. He served as the assistant field coordinator and catching coordinator from 2008-2010. Tijerina managed the Double-A Wichita Wranglers in 2007. Before joining the Royals, he spent 16 years with the New York Mets, the first six as a catcher in the farm system. He then went on to serve as a hitting coach at Pittsfield in 1997 and 1998. From 1999 to 2005, he spent seven seasons as a manager in the Mets' farm system.

From 2004 to 2006, he also took on the duties as the Mets' catching coordinator before serving as the Mets' minor league field coordinator in 2005 and 2006. Following the 2002 season, in which he led Capital City to a first-half title, he was named the South Atlantic League's Best Managerial Prospect by *Baseball America*. He was selected by the Mets in the 13th round of the 1991 draft out of Texas Tech University where he was a two-time All Southwest Conference selection. He resides in Newark Valley, N.Y., with his wife, Linda, and daughter, Lauren.



## **MITCH WEBSTER**

**SPECIAL ASSIGNMENT SCOUT**

Mitch Webster, recipient of the 2013 and 2016 Art Stewart Award for outstanding scouting, is in his 10th year in the organization. Webster, a native of Larned, Kan., retired in 1995 after a 19-year professional career, including 11 and a half in the Majors as an outfielder with the Blue Jays, Expos, Cubs, Indians, Pirates and Dodgers. He was originally selected by the Dodgers in the 23rd round of the 1977 June Free Agent Draft.

Following his retirement, Webster spent 14 years working in the Dodgers' organization, serving for eight seasons as an amateur scout before working in 2008 and 2009 as a pro scout. Webster also spent four seasons as a coach in the Dodgers' minor league system from 1996-1999.

Webster and his wife, Jennifer, reside in Wichita, Kan. The couple has two daughters, Rebecca and Katie, and two granddaughters, Adelynn and Amelia.



## **JON WILLIAMS**

**PRO SCOUT**

Jon Williams enters his 13th year in the Royals' organization, his seventh exclusively as a pro scout. Williams was a hitting coach at various levels of the Royals' system beginning in 2007.

Williams spent six years in the minors as a catcher in the San Francisco and Atlanta organizations prior to joining the Royals. He also spent a pair of seasons playing for River City in the Frontier League. Williams was selected by the Giants in the 44th round of the 2001 Draft out of the University of Missouri. A St. Louis native, he currently lives in Imperial, Mo.

**GREGG KILBY**

NATIONAL SUPERVISOR

Gregg Kilby enters his 11th season with the Royals' organization and third as a national supervisor. He spent the previous eight years as the southeast regional supervisor. Kilby spent five seasons as a scout and area supervisor in Florida for the Atlanta Braves. While with the Braves, Kilby signed shortstop Yunel Escobar, outfielder Jordan Schafer and left-handed pitcher Brett Oberholtzer.

Kilby served as an assistant coach and recruiting coordinator for the Maryland Terrapins from 2001-2004. Prior to joining the Maryland staff, Kilby was the head coach at Lynn University from 1997-2000. Kilby also worked as an assistant coach for Clemson University and the University of Nevada.

A 1991 graduate of Southern Wesleyan University, Kilby lettered in baseball for three seasons and was named team co-captain and all-district in 1991. He and his wife, Annie, reside in Tampa, Fla., with their children, Zachary and Annabelle.

**KEITH CONNOLLY**

NORTHEAST REGION SUPERVISOR

Keith Connolly enters his eighth full season with the Royals after joining the club on October 10, 2011. Connolly previously served as an area scout for five years with Baltimore Orioles in Pennsylvania, New Jersey, New York, New England and Eastern Canada. Before his stint with the Orioles, he worked part-time with the Florida Marlins from 2004-2007.

Connolly began his professional career in 1998 with the Giants as a non-drafted free agent. He spent parts of four minor league seasons as a right-handed relief pitcher. Connolly earned

a B.S. in administration of justice from Rutgers University.

A native of Washingtonville, N.Y., he now resides in Fair Haven, N.J. with his wife Meghan, sons Daly and Hugh, and daughter, Margaret.

**SEAN GIBBS**

SOUTHEAST REGION SUPERVISOR

Sean Gibbs enters his 13th season with the Royals, and third as the Southeast Region Supervisor. He previously served as an area scouting supervisor from 2006-16. Before joining the Royals, Sean was an assistant coach and recruiting coordinator at Tusculum College (Tenn.) from 2000-06.

The recipient of the 2010 Art Stewart Award, Sean and his wife, Elizabeth, reside in Santa Rosa Beach, Fla. and have two children: Tyler and Wyatt.

**GREGG MILLER**

MIDWEST REGION SUPERVISOR

Gregg Miller is in his sixth year as the Royals' Midwest Region Supervisor. Miller was an area scout for the Boston Red Sox in 2013. He previously served as a scout for Minnesota from 1998-2008, covering Arkansas, Kansas, Missouri and Oklahoma. While with the Twins, he signed future Major League players Scott Baker, Nick Blackburn and Terry Tiffee. Miller joined the Twins after serving as the head baseball coach at Pratt (Kan.) Community College.

Miller earned a bachelor's of science in education from Phillips University in Enid, Okla., and a master's degree in sports administration from Wichita State University. He and his wife Susan, reside in Meeker, Okla. They have three children: Macy, Shelby and Bayli.



**GARY WILSON**

WEST COAST REGION SUPERVISOR

Gary Wilson is in his fourth season as the Royals' West Coast Region Scouting Supervisor. He previously served as an area scouting supervisor in the Colorado Rockies' organization for 14 years, following a seven-year playing career in the Pirates' and Twins' organizations. Wilson, the Pirates' 18th-round pick in 1992, appeared in 10 games with Pittsburgh in 1995. He and his wife, Kasie, have three children: Nicholas, Natalie and Brady. They reside in Sacramento, Calif.



**ORLANDO ESTEVEZ**

LATIN AMERICA SCOUTING COORDINATOR

Orlando Estevez begins his 16th season with the Royals and seventh as the Latin America scouting coordinator. The 2011 Art Stewart Scout of the Year began his professional baseball career with the California Angels as a part-time scout and coach for the club's rookie league affiliate in Mesa, Ariz., from 1987-90. He then worked as an area scout for the Houston Astros, covering South Florida from 1990-96.

Estevez graduated from Pace High School in Opalocka, Fla., and attended Miami-Dade Community College. While at Miami-Dade, he served as an assistant coach and recruiter.

He and his wife, Ivonne, reside in Pembroke Pines, Fla., with their four children: Daniel, Lauren, and twins, David and Ryan.

**ADDITIONAL SCOUTS/SUPERVISORS**

**International Scouts**

- Luis Ortiz . . . . . International Supervisor
- Fabio Herrera . . . . . Manager, International Operations
- Daniel Guerrero . . . . . Assistant to International Ops
- Edis Perez . . . . . Supervisor, Dominican Republic
  - Fausto Morel . . . . . Dominican Republic
  - Rafael Vasquez . . . . . Dominican Republic
  - Elias Despradel . . . . . Dominican Video Scout
- Joelvis Gonzalez . . . . . Supervisor, Venezuela
  - Alberto Garcia . . . . . Venezuela
  - Jose Gauldron . . . . . Venezuela
  - Edgarluis Fuentes . . . . . Venezuela
  - Jose Figuera . . . . . Venezuela
- Manuel Samaniego . . . . . Supervisor, Mexico

- Edson Kelly . . . . . Aruba, Dutch Caribbean
- Rafael Miranda . . . . . Colombia, South America
- Djionny Joubert . . . . . Curacao
- Juan Lopez . . . . . Nicaragua
- Phil Dale . . . . . Coordinator, Pacific Rim
- Manabu Kuramochi . . . . . Japan
- Hiroyuki Oya . . . . . Japan
- Neil Burke . . . . . Australia
- Nathan Miller . . . . . Taiwan
- Hyun Kim . . . . . South Korea

**Part-Time Pro Scout**

- Rene Lachemann

**REMEMBERING THE ROYALS ACADEMY**

Former Royals owner Ewing Kauffman challenged the preconceived notions of the baseball world in 1970 with the creation of the Royals Baseball Academy.

"In a few years this will be called Kauffman's folly or they will be calling me the Branch Rickey of the '70s," Kauffman said.

The Academy, which ran 12 months a year, was designed to supply additional talent to the Royals organization by training athletes in Sarasota, Fla. The mission of the academy was to groom raw athletes into baseball players.

The Academy opened its doors on August 10, 1970 with 42 original players. The campus, which also doubled as the Royals spring home, featured five playing fields, a 50-room dormitory, offices, lecture halls, laboratories, tennis courts and a swimming pool. Former Royals Scouting Director (and future Yankees General Manager) Syd Thrift was named as the director of the Academy.

Royals Hall of Famer Frank White joined the Academy in 1970 and was the first member to graduate to the Majors in 1973. White credits the Academy with instilling fundamentals which turned him into one of the best defensive second basemen in baseball history.

Despite the success of Frank White and 13 other graduates who played in the Majors, including U.L. Washington, dwindling class sizes and the cost of the Academy eventually led to its closing in May, 1974.





**Jim Buckley**  
N. FL



**Travis Ezi**  
S. AL, LA, MS, W. TN



**Casey Fahy**  
MA, ME, NH, VT, NJ, NY, CT, RI, E. PA, E. CANADA



**Jim Farr**  
DE, MD, WV, DC, VA



**Mike Farrell**  
IN, KY, MI, OH, W. PA



**Colin Gonzales**  
S. CA, HI



**Josh Hallgren**  
N. CA, N. NV



**Nick Hamilton**  
N. AL, N. GA, E. TN



**Will Howard**  
S. GA & UNDERCLASS



**Chad Lee**  
OK, N. TX



**Sean Gallagher**  
S. TX



**Joe Barbera**  
NC, SC



**Scott Melvin**  
IL, IA, MN, MO, WI



**Alex Mesa**  
S. FL



**Ken Munoz**  
AZ, CO, NM, UT, S. NV



**Matt Price**  
AR, KS, NE, ND, SD, WY



**Johnny Ramos**  
Puerto Rico



**Joe Ross**  
AK, ID, MT, OR, WA, W. CANADA



**Bobby Shore**  
S. CA

**ADDITIONAL PART-TIME AMATEUR SCOUTS**

Kirk Barclay  
Eric Briggs  
Rick Clendenin  
Louis Collier  
Corey Eckstein

Wyoming, Ont.  
Bolivar, Mo.  
Clendenin, W. Va.  
Chicago, Ill.  
Chilliwack, B.C.

Jeremy Jones  
Jerry Lafferty  
Brittan Motley  
Chad Raley  
Lloyd Simmons

Overland Park, Kan.  
Kansas City, Mo.  
Grandview, Mo.  
Baton Rouge, La.  
Shawnee, Okla.



# 2018 FIRST-YEAR PLAYER DRAFT

RD	PICK	PLAYER	POS	HT	WT	B/T	DOB	CLASS	SCHOOL	HOMETOWN
1	18	Brady Singer	RHP	6-5	180	R/R	08/04/96	JR	Univ. of Florida	Eustis, Fla.
1C	33	Jackson Kowar	RHP	6-5	180	R/R	10/04/96	JR	Univ. of Florida	Charlotte, N.C.
1C	34	Daniel Lynch	LHP	6-6	190	L/L	11/17/96	JR	Univ. of Virginia	Henrico, Va.
CBA	40	Kris Bubic	LHP	6-3	180	L/L	08/19/97	JR	Stanford University	San Jose, Calif.
2	58	Jonathan Bowlan	RHP	6-6	262	R/R	12/01/96	JR	Univ. of Memphis	Arlington, Tenn.
3	94	Kyle Isabel	CF	5-11	183	L/R	03/03/97	JR	Univ. of Nevada, Las Vegas	Fontana, Calif.
4	122	Eric Cole	CF	5-11	170	S/R	01/17/97	JR	Univ. of Arkansas	Southlake, Texas
5	152	Austin Cox	LHP	6-4	185	L/L	03/28/97	JR	Mercer University	Forsyth, Ga.
6	182	Zach Haake	RHP	6-4	186	R/R	10/08/96	JR	Univ. of Kentucky	Breese, Ill.
7	212	Tyler Gray	RHP	6-2	180	R/R	03/12/97	SR	Univ. of Central Arkansas	Fort Smith, Ark.
8	242	Jackson Lueck	LF	6-1	170	S/R	02/19/97	JR	Florida State University	Orlando, Fla.
9	272	Kevon Jackson	CF	5-9	180	R/R	01/14/01	HS	Queen Creek HS (Ariz.)	Queen Creek, Ariz.
10	302	Austin Lambright	LHP	6-3	205	L/L	08/26/94	SSR	Univ. of Central Oklahoma	Friday Harbor, Wash.
11	332	Michael Emodi	C	6-4	225	R/R	04/18/96	JR	Creighton University	Omaha, Neb.
12	362	Rylan Kaufman	LHP	6-4	190	L/L	06/23/99	JC J1	San Jacinto College North	Friendswood, Texas
13	392	Jon Heasley	RHP	6-3	215	R/R	01/27/97	SO	Oklahoma State University	Dallas, Texas
14	422	Christian Cosby	RHP	6-5	215	R/R	12/21/96	JR	Chapman University	Placentia, Calif.
15	452	Milan Walla	CF	6-4	175	R/R	07/04/00	HS	Tivy HS (Texas)	Kerrville, Texas
16	482	Kyle Hinton	RHP	6-0	200	R/R	02/12/97	JR	Univ. of Delaware	Wilmington, Del.
17	512	Noah Bryant	RHP	6-3	200	R/R	10/15/98	JC J1	Georgia Highlands College	Brainbridge, Ga.
18	542	R.J. Dabovich	RHP	6-3	190	R/R	01/11/99	JC J1	Central Arizona College	Pueblo, Colo.
19	572	Hunter Wolfe	SS	5-10	185	R/R	07/05/96	JC J3	Walters State CC (Tenn.)	Kingsport, Tenn.
20	602	Josh Hendrickson	LHP	6-5	210	L/L	09/18/97	JC J2	Barton County CC	Wellard, Australia
21	632	Nathan Eaton	C	5-11	185	R/R	12/22/96	SO	Virginia Military Institute	Chester, Va.
22	662	Bryce Hensley	LHP	6-4	215	L/L	10/03/95	SR	UNC Greensboro	Asheville, N.C.
23	692	Josh Dye	LHP	6-3	175	L/L	09/14/96	JR	Florida Gulf Coast Univ.	DeLand, Fla.
24	722	Gage Hughes	SS	6-1	170	S/R	08/15/99	HS	Greenup County HS (Ky.)	Portsmouth, Ohio
25	752	Hunter Strong	OF	6-1	200	L/L	03/25/97	JR	Univ. of Central Arkansas	Sherridan, Ark.
26	782	Daniel James	RHP	6-4	220	R/R	01/19/96	SR	Univ. of Texas Arlington	Lubbock, Texas
27	812	Derrick Adams	LHP	6-3	215	L/L	03/08/97	JR	Jacksonville State	Decatur, Ala.
28	842	Rhett Aplin	1B	6-2	220	L/L	10/10/95	SR	Florida State University	Fleming Island, Fla.
29	872	Andres Nunez	RHP	6-4	240	R/R	09/20/95	JR	Florida International Univ.	Pembroke Pines, Fla.
30	902	Kyle Kasser	SS	5-10	180	L/R	10/12/95	SR	Univ. of Oregon	Brea, Calif.
31	932	William Hancock	C	6-2	200	L/R	10/31/96	JR	Univ. of Central Arkansas	Little Rock, Ark.
32	962	Brhet Bewley	3B	5-11	182	R/R	01/30/97	JR	Univ. of San Diego	Winchester, Calif.
33	992	Teddy Cillis	LHP	6-2	225	L/L	08/12/94	SR	Hofstra University	Latham, N.Y.
34	1022	Ty Madden	RHP	6-3	180	R/R	02/21/00	HS	Cypress Ranch HS (Texas)	Cypress Ranch, Texas
35	1052	Kody Hoese	3B	6-3	194	R/R	07/13/97	SO	Tulane University	Griffith, Ind.
36	1082	Elijah Pleasants	RHP	6-4	175	R/R	05/04/00	HS	Rossvieview HS (Tenn.)	Clarksville, Tenn.
37	1112	David Hollie	OF	6-2	190	R/R	10/25/99	HS	Cross Creek HS (Ga.)	Hephzibah, Ga.
38	1142	Trae Robertson	LHP	6-5	180	L/L	11/10/99	HS	Hickman HS (Mo.)	Columbia, Mo.
39	1172	Adam Hackenberg	C	6-2	225	R/R	09/08/99	HS	Miller School of Albemarle (Va.)	Palmyra, Va.
40	1202	Ky Bush	LHP	6-4	200	R/L	11/12/99	HS	Fremont HS (Utah)	West Haven, Utah

## MATT MINKER AWARD

Matt Minker, president and managing partner of the Wilmington (Del.) Blue Rocks, a Royals' Class A Affiliate, passed away at the age of 60 in November, 2007. Minker brought minor league baseball back to Wilmington in 1993. The annual Matt Minker Award was created to honor a minor league employee who most exemplifies the qualities Minker was known for, including a display of leadership and dedication to the Kansas City Royals organization.

- 2008 - Chris Kemple (Wilmington)
- 2009 - Martie Cordaro (Omaha)
- 2010 - Andrew Layman (Wilmington)
- 2011 - Eric Edelstein (Northwest Arkansas)
- 2012 - Kevin Linton (Wilmington)
- 2013 - Kevin Greene (Idaho Falls)

- 2014 - Nick Leto (Surprise)
- 2015 - Ryan Keur (Burlington)
- 2016 - Justin Cole (Northwest Arkansas)
- 2017 - Jeff Diskin (Organization)
- 2018 - Dan Moushon (Burlington)

**BATTING TOP 5**

Batter	Club	AVG	AB	R	H	HR	RBI
Nathan Eaton	Idaho Falls	.354	260	59	92	5	53
Rubendy Jaquez	Surprise/Idaho Falls	.316	196	32	62	4	32
Jecksson Flores	NW Arkansas	.314	459	74	144	7	52
Tyler James	Idaho Falls	.312	199	55	62	2	20
Nicky Lopez	NW Arkansas/Omaha	.308	504	75	155	9	53

**Home Runs**

Seuly Matias	Lexington	31
Frank Schwindel	Omaha	24
Alex Liddi	NW Arkansas	23
MJ Melendez	Lexington	19
Brewer Hicklen	Lexington/Wilmington	18

**RBI**

Frank Schwindel	Omaha	93
Gabriel Cancel	Wilmington	73
MJ Melendez	Lexington	73
Alex Liddi	NW Arkansas	72
Brewer Hicklen	Lexington/Wilmington	68

**Stolen Bases**

Nick Heath	Wilmington/NWA	39
Tyler James	Idaho Falls	38
Brewer Hicklen	Lexington/Wilmington	35
Erick Mejia	NW Arkansas	32
D.J. Burt	Wilmington	32

Batting minimum: 2.7 plate appearances/team game)

**Team Batting**

	AVG	AB	R	H	HR	BB	SO	SB
Idaho Falls	.301	2714	538	818	52	306	603	105
NW Arkansas	.267	4693	660	1252	106	373	1044	167
Omaha	.259	4649	611	1203	108	383	954	90
Lexington	.258	4463	682	1151	137	340	1276	164
Wilmington	.248	4417	602	1094	63	530	1145	184
Burlington	.243	2249	322	546	37	244	572	63
Surprise	.235	1716	221	404	18	187	508	75

**PITCHING TOP 5**

Pitcher	Club	W-L	ERA
Gerson Garabito	Wilmington	8-6	3.16
Trevor Oaks	Omaha	8-8	3.23
Ofreidy Gomez	Wilmington	6-10	3.40
Jake Kalish	NW Arkansas/Omaha	8-8	3.88
Angel Zerpa	Surprise	3-6	3.88

**Wins**

J.C. Cloney	Idaho Falls/Lexington	12
Arnaldo Hernandez	WIL/NWA/OMA	12
Emilio Ogando	NW Arkansas	11
3 others tied		10

**Saves**

Tyler Zuber	Lexington/Wilmington	18
Jake Newberry	NW Arkansas/Omaha	15
Bryan Brickhouse	Wilmington/NW Arkansas	14
Julio Pinto	Lexington/Wilmington	10
Tad Ratliff	Lexington	10

**Strikeouts**





Jake Kalish	NW Arkansas/Omaha	124
Foster Griffin	NW Arkansas	117
Gerson Garabito	Wilmington	116
Andres Sotillet	Lexington/Wilmington	109
Arnaldo Hernandez	WIL/NWA/OMA	105

Pitching minimum: 0.8 innings pitched/team game)

**Team Pitching**

	W-L	ERA	H	SV	HR	BB	SO
Lexington	76-60	3.61	1119	36	129	329	1147
Wilmington	68-72	4.18	1235	43	92	509	903
Surprise	22-30	4.24	457	13	26	211	448
Omaha	66-74	4.39	1251	37	105	460	1037
NW Arkansas	70-70	4.56	1334	35	138	461	1004
Idaho Falls	43-33	5.24	746	18	60	261	600
Burlington	25-43	5.32	611	10	48	295	610

# FULL SEASON AFFILIATE SCHEDULE

Date				
4-4	at Memphis	SPRINGFIELD	SALEM	DELMARVA
4-5	at Memphis	SPRINGFIELD	SALEM	DELMARVA
4-6	at Memphis	SPRINGFIELD	SALEM	DELMARVA
4-7	at Memphis	SPRINGFIELD	SALEM	DELMARVA
4-8	at Memphis	ARKANSAS	WINSTON-SALEM	WEST VIRGINIA
4-9	OKLAHOMA CITY	ARKANSAS	WINSTON-SALEM	WEST VIRGINIA
4-10	OKLAHOMA CITY	ARKANSAS	WINSTON-SALEM	WEST VIRGINIA
4-11	OKLAHOMA CITY	at Springfield	at Carolina	COLUMBIA
4-12	NEW ORLEANS	at Springfield	at Carolina	COLUMBIA
4-13	NEW ORLEANS	at Springfield	at Carolina	COLUMBIA
4-14	NEW ORLEANS	at Springfield	at Carolina	COLUMBIA
4-15	NEW ORLEANS	at Arkansas	at Winston-Salem	at Hagerstown
4-16	at Oklahoma City	at Arkansas	at Winston-Salem	at Hagerstown
4-17	at Oklahoma City	at Arkansas	at Winston-Salem	at Hagerstown
4-18	at Oklahoma City	SPRINGFIELD	DOWN EAST	at Lakewood
4-19	at New Orleans	SPRINGFIELD	DOWN EAST	at Lakewood
4-20	at New Orleans	SPRINGFIELD	DOWN EAST	at Lakewood
4-21	at New Orleans	OFF	DOWN EAST	OFF
4-22	at New Orleans	at Corpus Christi	WINSTON-SALEM	GREENSBORO
4-23	OFF	at Corpus Christi	WINSTON-SALEM	GREENSBORO
4-24	MEMPHIS	at Corpus Christi	WINSTON-SALEM	GREENSBORO
4-25	MEMPHIS	at Corpus Christi	OFF	GREENVILLE
4-26	MEMPHIS	at Midland	at Lynchburg	GREENVILLE
4-27	MEMPHIS	at Midland	at Lynchburg	GREENVILLE
4-28	MEMPHIS	at Midland	at Lynchburg	GREENVILLE
4-29	at Nashville	at Midland	at Frederick	OFF
4-30	at Nashville	OFF	at Frederick	at Augusta
5-1	at Nashville	CORPUS CHRISTI	at Frederick	at Augusta
5-2	at Nashville	CORPUS CHRISTI	at Frederick	at Augusta
5-3	IOWA	CORPUS CHRISTI	CAROLINA	at Columbia
5-4	IOWA	MIDLAND	CAROLINA	at Columbia
5-5	IOWA	MIDLAND	CAROLINA	at Columbia
5-6	IOWA	MIDLAND	OFF	at Columbia
5-7	ROUND ROCK	MIDLAND	at Salem	OFF
5-8	ROUND ROCK	OFF	at Salem	KANNAPOLIS
5-9	ROUND ROCK	at Springfield	at Salem	KANNAPOLIS
5-10	ROUND ROCK	at Springfield	POTOMAC	KANNAPOLIS
5-11	at Iowa	at Springfield	POTOMAC	AUGUSTA
5-12	at Iowa	at Springfield	POTOMAC	AUGUSTA
5-13	at Iowa	TULSA	FREDERICK	AUGUSTA
5-14	at Iowa	TULSA	FREDERICK	at Kannapolis
5-15	OFF	TULSA	FREDERICK	at Kannapolis
5-16	at Oklahoma City	SPRINGFIELD	FREDERICK	at Kannapolis
5-17	at Oklahoma City	SPRINGFIELD	at Potomac	ASHEVILLE
5-18	at Oklahoma City	SPRINGFIELD	at Potomac	ASHEVILLE
5-19	at Oklahoma City	SPRINGFIELD	at Potomac	ASHEVILLE
5-20	at Oklahoma City	at Arkansas	at Salem	ASHEVILLE
5-21	IOWA	at Arkansas	at Salem	at Hickory
5-22	IOWA	at Arkansas	at Salem	at Hickory
5-23	IOWA	at Tulsa	at Salem	at Hickory
5-24	IOWA	at Tulsa	MYRTLE BEACH	at Hickory
5-25	OKLAHOMA CITY	at Tulsa	MYRTLE BEACH	at West Virginia
5-26	OKLAHOMA CITY	at Tulsa	MYRTLE BEACH	at West Virginia
5-27	OKLAHOMA CITY	OFF	MYRTLE BEACH	at West Virginia
5-28	OKLAHOMA CITY	ARKANSAS	OFF	at West Virginia
5-29	OKLAHOMA CITY	ARKANSAS	at Fayetteville	OFF
5-30	at San Antonio	ARKANSAS	at Fayetteville	CHARLESTON
5-31	at San Antonio	at Springfield	at Fayetteville	CHARLESTON
6-1	at San Antonio	at Springfield	at Fayetteville	CHARLESTON
6-2	at San Antonio	at Springfield	at Myrtle Beach	CHARLESTON
6-3	OFF	ARKANSAS	at Myrtle Beach	at Greenville
6-4	ALBUQUERQUE	ARKANSAS	at Myrtle Beach	at Greenville
6-5	ALBUQUERQUE	ARKANSAS	OFF	at Greenville
6-6	ALBUQUERQUE	SPRINGFIELD	FAYETTEVILLE	at Rome
6-7	EL PASO	SPRINGFIELD	FAYETTEVILLE	at Rome
6-8	EL PASO	SPRINGFIELD	FAYETTEVILLE	at Rome
6-9	EL PASO	SPRINGFIELD	FAYETTEVILLE	at Rome
6-10	EL PASO	OFF	LYNCHBURG	AUGUSTA
6-11	OFF	at Amarillo	LYNCHBURG	AUGUSTA
6-12	at Sacramento	at Amarillo	LYNCHBURG	AUGUSTA
6-13	at Sacramento	at Amarillo	at Lynchburg	at Columbia
6-14	at Sacramento	at Frisco	at Lynchburg	at Columbia
6-15	at Fresno	at Frisco	at Lynchburg	at Columbia
6-16	at Fresno	at Frisco	at Lynchburg	at Columbia

<b>Date</b>	<b>Omaha</b>	<b>NW Arkansas</b>	<b>Wilmington</b>	<b>Lexington</b>
6-17	at Fresno	AMARILLO	ALL-STAR BREAK	ALL-STAR BREAK
6-18	at Fresno	AMARILLO	ALL-STAR GAME	ALL-STAR GAME
6-19	OFF	AMARILLO	ALL-STAR BREAK	ALL-STAR BREAK
6-20	SAN ANTONIO	FRISCO	FREDERICK	GREENVILLE
6-21	SAN ANTONIO	FRISCO	FREDERICK	GREENVILLE
6-22	SAN ANTONIO	FRISCO	FREDERICK	GREENVILLE
6-23	SAN ANTONIO	FRISCO	FREDERICK	GREENVILLE
6-24	SAN ANTONIO	ALL-STAR BREAK	at Potomac	COLUMBIA
6-25	at Iowa	ALL-STAR GAME	at Potomac	COLUMBIA
6-26	at Iowa	ALL-STAR BREAK	at Potomac	COLUMBIA
6-27	at Iowa	at Springfield	at Frederick	at Augusta
6-28	at Iowa	at Springfield	at Frederick	at Augusta
6-29	at Round Rock	at Springfield	at Frederick	at Augusta
6-30	at Round Rock	at Springfield	at Frederick	at Augusta
7-1	at Round Rock	ARKANSAS	POTOMAC	at Asheville
7-2	at Round Rock	ARKANSAS	POTOMAC	at Asheville
7-3	at Round Rock	ARKANSAS	POTOMAC	at Asheville
7-4	NASHVILLE	at Tulsa	at Potomac	WEST VIRGINIA
7-5	NASHVILLE	at Tulsa	at Potomac	WEST VIRGINIA
7-6	NASHVILLE	at Tulsa	at Potomac	WEST VIRGINIA
7-7	NASHVILLE	at Tulsa	at Salem	WEST VIRGINIA
7-8	ALL-STAR BREAK	at Arkansas	at Salem (DH)	OFF
7-9	ALL-STAR BREAK	at Arkansas	OFF	at Hagerstown
7-10	ALL-STAR GAME	at Arkansas	SALEM	at Hagerstown
7-11	at San Antonio	TULSA	SALEM	at Hagerstown
7-12	at San Antonio	TULSA	SALEM	GREENVILLE
7-13	at San Antonio	TULSA	CAROLINA	GREENVILLE
7-14	at San Antonio	TULSA	CAROLINA	GREENVILLE
7-15	NEW ORLEANS	OFF	CAROLINA	at Rome
7-16	NEW ORLEANS	at Corpus Christi	OFF	at Rome
7-17	NEW ORLEANS	at Corpus Christi	at Winston-Salem	at Rome
7-18	NEW ORLEANS	at Corpus Christi	at Winston-Salem	at Charleston
7-19	MEMPHIS	at Amarillo	at Winston-Salem	at Charleston
7-20	MEMPHIS	at Amarillo	at Carolina	at Charleston
7-21	MEMPHIS	at Amarillo	at Carolina	at Charleston
7-22	OFF	at Amarillo	at Carolina	OFF
7-23	at Round Rock	OFF	POTOMAC	KANNAPOLIS
7-24	at Round Rock	CORPUS CHRISTI	POTOMAC	KANNAPOLIS
7-25	at Round Rock	CORPUS CHRISTI	POTOMAC	KANNAPOLIS
7-26	SAN ANTONIO	CORPUS CHRISTI	at Down East	AUGUSTA
7-27	SAN ANTONIO	AMARILLO	at Down East	AUGUSTA
7-28	SAN ANTONIO	AMARILLO	at Down East	AUGUSTA
7-29	OFF	AMARILLO	OFF	AUGUSTA
7-30	at Tacoma	AMARILLO	FAYETTEVILLE	OFF
7-31	at Tacoma	OFF	FAYETTEVILLE	at Asheville
8-1	at Tacoma	at Tulsa	FAYETTEVILLE	at Asheville
8-2	at Reno	at Tulsa	POTOMAC	at Asheville
8-3	at Reno	at Tulsa	POTOMAC	at Kannapolis
8-4	at Reno	at Tulsa	POTOMAC	at Kannapolis
8-5	at Reno	at Arkansas	OFF	at Kannapolis
8-6	OFF	at Arkansas	at Fayetteville	at Kannapolis
8-7	SALT LAKE	at Arkansas	at Fayetteville	OFF
8-8	SALT LAKE	TULSA	at Fayetteville	HAGERSTOWN
8-9	SALT LAKE	TULSA	at Myrtle Beach	HAGERSTOWN
8-10	LAS VEGAS	TULSA	at Myrtle Beach	HAGERSTOWN
8-11	LAS VEGAS	TULSA	at Myrtle Beach	HAGERSTOWN
8-12	LAS VEGAS	at Arkansas	OFF	HICKORY
8-13	LAS VEGAS	at Arkansas	LYNCHBURG	HICKORY
8-14	OFF	at Arkansas	LYNCHBURG	HICKORY
8-15	at Nashville	at Arkansas	LYNCHBURG	at Kannapolis
8-16	at Nashville	TULSA	at Down East	at Kannapolis
8-17	at Nashville	TULSA	at Down East	at Kannapolis
8-18	at Nashville	TULSA	at Down East	at Kannapolis
8-19	at New Orleans	OFF	OFF	OFF
8-20	at New Orleans	at Midland	SALEM	LAKEWOOD
8-21	at New Orleans	at Midland	SALEM	LAKEWOOD
8-22	at New Orleans	at Midland	SALEM	LAKEWOOD
8-23	at Memphis	at Frisco	DOWN EAST	at Augusta
8-24	at Memphis	at Frisco	DOWN EAST	at Augusta
8-25	at Memphis	at Frisco	DOWN EAST	at Augusta
8-26	NASHVILLE	MIDLAND	at Lynchburg	WEST VIRGINIA
8-27	NASHVILLE	MIDLAND	at Lynchburg	WEST VIRGINIA
8-28	NASHVILLE	MIDLAND	at Lynchburg	WEST VIRGINIA
8-29	NASHVILLE	MIDLAND	at Lynchburg	WEST VIRGINIA
8-30	ROUND ROCK	FRISCO	MYRTLE BEACH	at Hickory
8-31	ROUND ROCK	FRISCO	MYRTLE BEACH	at Hickory
9-1	ROUND ROCK	FRISCO	MYRTLE BEACH	at Hickory
9-2	ROUND ROCK	FRISCO	MYRTLE BEACH	at Hickory





## **CHINO CADAHIA**

**SR. COORDINATOR OF PLAYER DEVELOPMENT**

Chino Cadahia is in his ninth season with the Royals and fifth as the Senior Coordinator-Player Development. He has also served as Advisor to Player Development in 2014, bench coach for the Major League club in 2012 and 2013 and was a Special Assistant to Player Development in 2011.

He spent 15 seasons in the Braves' organization, including four as the bench coach for the Major League club (2007-10). He started with the Braves in 1996 as the roving catching coordinator and was named minor league field coordinator in 1997. Prior to his time with Atlanta, Cadahia was in the Rangers' minor league system for 12 seasons as a pitching coach and manager. Cadahia was drafted by the Philadelphia Phillies out of Miami-Dade Community College. He played in the minors from 1977 to 1983 for the Phillies and Minnesota Twins.

Born in Havana, Cuba, Cadahia resides in Scottsdale, Ariz., with his daughter, Lauren.



## **JOHN WATHAN**

**SPECIAL ASSISTANT TO PLAYER DEVELOPMENT**

John Wathan returns for his 47th year in baseball and 43rd with the Royals, as a Special Assistant to Player Development. Wathan was the Royals' first-round pick in the 1971 January Free Agent Draft after three years at the University of San Diego. He played for 15 years, including 10 in the Majors from 1976-85. Wathan was a member of the Royals' World Series teams in 1980 and 1985 and still owns the modern record for stolen bases by a catcher with 36 in 1982. He served as a coach in Kansas City in 1986 prior to managing

the Omaha Royals in 1987.

Wathan was named Royals manager on August 27, 1987 and compiled a 287-270 record, including 92-70 in 1989. He worked for the California Angels in 1992 and 1993, serving as interim manager, third base coach and bench coach before becoming Boston's bullpen coach in 1994. "Duke" worked as a broadcasting analyst for The Baseball Network in 1995 and for the Royals Radio Network from 1996-97. His duties have included special assignments in scouting and player development since 1999.

Wathan has been inducted into the Iowa Baseball Coaches Hall of Fame, Missouri Sports Hall of Fame, the West Coast Conference Hall of Honor and the athletic Hall of Fame at St. Augustine High School and the University of San Diego. He resides in Lee's Summit, Mo. with his wife, Nancy. The couple has three children: Dusty, Derek and Dina, and eight grandchildren. Dina works in the Royals' Communications department.



## **HARRY SPILMAN**

**SPECIAL ASSISTANT TO PLAYER DEVELOPMENT**

Harry Spilman enters his fifth year with the Royals as a Special Assistant to Player Development. He had the same role with the Texas Rangers from 2009 to 2014 and was the hitting coach for Milwaukee's Triple-A club in Nashville from 2007 to 2008. Spilman was an instructor in the Astros' system from 1998-2006, including 1999-2004 as the Major League hitting coach. His coaching career began with seven years as minor league manager and roving instructor in the Indians' system. Spilman played for the Reds, Astros, Tigers

and Giants over a 12-year Major League career. He resides in Mount Vernon, Ind., with his wife, Kim. They have two children: Kelly and Ryan.

**EDDIE RODRIGUEZ**

MINOR LEAGUE FIELD COORDINATOR

Eddie returns for his third season as the Royals' minor league field coordinator after spending the previous three seasons in the San Diego Padres' organization. He spent the previous five seasons with the Royals (2009-13), most recently as the club's third base coach from 2011-13.

Before that, he was Seattle's first base coach in 2008 and served as manager for Seattle's Double-A team in West Tennessee in 2007. He was Frank Robinson's bench coach in Montreal (2004) and in Washington (2005-06) for three years after serving on Arizona's Major League staff from 2001 (first base coach) and 2002-03 (third base coach). Eddie was the manager at Queens (A) in Toronto's organization in 2000, and served as the Blue Jays' third base coach in 1998. He began his coaching career and spent 15 seasons in the Angels' organization from 1983-97. He had a six-year career as a minor league infielder with Baltimore and California.

**LARRY CARTER**

PITCHING COORDINATOR

Larry Carter begins his fifth season as minor league pitching coordinator in his 22nd season in the organization. The 2014 Dick Howser Award winner coached at Omaha in 2013 and 2014 as the Storm Chasers won back-to-back Triple-A titles. Carter spent 11 seasons at Double-A in Wichita (2002-07) and at Northwest Arkansas (2008-12). He served as the pitching coach at Wilmington in 2000 and 2001, Charleston in 1999 and Lansing in 1998.

Carter was a pitching coach in the Texas-Louisiana League from 1994-97 for the Tyler Wildcatters. Originally selected in the 10th round of 1986 June Free Agent Draft by St. Louis, Carter played in the Cardinals' system for two years before joining the Giants' organization. He was named to the Texas League All-Star team in 1991 and appeared in six games with San Francisco in 1992, posting a 1-5 record and a 4.64 ERA. Carter graduated from West Virginia State College and resides in Corinth, Texas, with his wife, Jennifer, and sons, Matthew and Andrew.

**JASON SIMONTACCHI**

ASSISTANT PITCHING COORDINATOR

Jason is in his second season in the Royals organization as the assistant pitching coordinator after working in various roles throughout the St. Louis Cardinals' minor league system for the previous five seasons. He played four seasons in the Majors, including three with St. Louis (2002-04) and one with Washington (2007). He was originally selected by Kansas City in the 21st round of the 1996 Draft and also spent time in the minors with Pittsburgh and Minnesota. Jason resides in St. Louis with his wife, Paula, and three sons: Bradley,

Nathan and Landon.

**JEFF SUPPAN**

ROVING PITCHING COACH

Jeff Suppan enters his first season as the Royals' roving pitching coach, after serving the previous four seasons as the pitching coach with Idaho Falls. A Royal from 1998-2002, Suppan was the club's Pitcher of the Year in 2000 and 2001. He won 140 games over 17 seasons, including 16 in both 2004 and 2005 with St. Louis. Suppan earned MVP honors in the 2006 NLCS, tossing 8.0 shutout innings and hitting a home run in the Cardinals' Game 3 win before following with 7.0 strong innings in Game 7 at Shea Stadium. Suppan pitched for Omaha in 2011 and retired from baseball in 2014. He resides in Calabasas, Calif., with his wife Dana and two children.



**LEON ROBERTS**

*SR. HITTING ADVISOR*

Leon Roberts enters his third season in the Royals' organization, first as the senior hitting advisor. He was the Northwest Arkansas (AA) hitting coach from 2017-18. Roberts spent the previous five seasons in the Houston Astros' organization, including four (2012-15) as the hitting coach at Fresno (AAA) and one (2016) as the club's roving outfield and base running instructor.

Prior to joining the Astros, Roberts spent 13 total seasons over two stints with the Braves' organization, serving as a minor league manager, hitting coach and hitting coordinator. During his first eight years with Atlanta, Roberts also helped the organization's Major League hitters during September and October of their multiple postseason runs, which included one World Series title (1995), three total World Series appearances (1992, 1995-96) and six total NLCS appearances (1992-93, 1995-98). Roberts has also served various roles in the Cincinnati, Detroit and Tampa Bay organizations, including a two-year stint as Tampa Bay's Major League hitting coach (1999-2000). Roberts owns a career minor league managerial record of 412-420 (.495) with the Detroit (1986-88) and Atlanta (1992-94) organizations.

The former outfielder played 11 Major League seasons with six different teams (Detroit, Houston, Seattle, Texas, Toronto and Kansas City) from 1974-84. Roberts was selected by the Tigers in the 10th round of the 1972 Draft out of the University of Michigan.

Leon and his wife, Pam, reside in Arlington, Texas. They have a daughter, Sabrina, and their son, J.D., spent over three years in the Atlanta and Cincinnati minor league systems.



**ANDRE DAVID**

*ROVING HITTING COACH*

Andre David begins his 21st season in the Royals' organization and first as the roving hitting coach. In recent years, he served as the hitting coach with Surprise (2018), Burlington (2017) and Idaho Falls (2015-16). David was the Royals' Major League hitting coach from May 30, 2005 to May 1, 2006, and the assistant hitting coach from October 24, 2012 to May 30, 2013. He was the minor league hitting coordinator from 2007-09 and the hitting coach at Surprise from 2010-12. David worked as the minor league coordinator from 2001 to 2005 before joining the Major League staff. He joined the organization as a manager with the Gulf Coast Royals from 1998-2000.

David, an eighth-round pick by Minnesota in 1980, played 10 seasons in the minor leagues and spent parts of 1984 and 1986 in the Majors with the Twins. He resides in Surprise, Ariz., with his wife, Lisa, and their daughters, Brittany and Tanner.

**DICK HOWSER AWARD**

Player Development Department employees recognized for outstanding contributions to the organization:

- |                       |                           |                       |
|-----------------------|---------------------------|-----------------------|
| 1987 - Jo Anne Joyce  | 1998 - Brian Poldberg     | 2009 - Mark Davis     |
| 1988 - Joe Jones      | 1999 - Jeff Stevenson     | 2010 - Brian Poldberg |
| 1989 - Carlos Tosca   | 2000 - Jeff Garber        | 2011 - Mike Jirschele |
| 1990 - No Award       | 2001 - Andre David        | 2012 - Victor Baez    |
| 1991 - Tom Poquette   | 2002 - Larry Carter       | 2013 - Omar Ramirez   |
| 1992 - Mike Jirschele | 2003 - Lloyd Simmons      | 2014 - Larry Carter   |
| 1993 - Ron Johnson    | 2004 - Billy Gardner, Jr. | 2015 - Darryl Kennedy |
| 1994 - Mike Jirschele | 2005 - Mike Jirschele     | 2016 - Vance Wilson   |
| 1995 - Bob Herold     | 2006 - Jim Gabella        | 2017 - Terry Bradshaw |
| 1996 - John Mizerock  | 2007 - John Mizerock      | 2018 - Scott Thorman  |
| 1997 - Jose Tartabull | 2008 - Brian Rupp         |                       |

**DAVE IANNICCA**

MINOR LEAGUE MEDICAL COORDINATOR

Dave Iannicca is in his first season as the Royals' minor league medical coordinator, after spending the previous eight seasons as the certified athletic training at Omaha (AAA). He joined the Royals in 2007 as the trainer at Burlington (Class-A), then worked from 2008-10 at Wilmington (Advanced-A). In 2010, Iannicca earned Carolina League Athletic Trainer of the Year honors and was an athletic trainer in the Arizona Fall League. He spent the 2006 season as athletic trainer for the Atlanta Braves' Gulf Coast League affiliate in Orlando.

Iannicca was an intern in the New York Yankees' organization from 2003-2004, working with the Columbus Clippers (AAA) and at the Yankees Player Development Complex in Tampa.

He has also worked as an athletic trainer at the collegiate level as a graduate assistant at Virginia Wesleyan College. Dave earned his bachelor's of science degree in athletic training from Bowling Green State University in 2003 and his master's of science in education degree from Old Dominion University in 2006. He resides in Virginia Beach, Va., with his wife, Jacqueline, and son, Ryan.

**TONY MEDINA**

LATIN AMERICA MEDICAL COORDINATOR

Tony Medina will serve as the Latin America medical coordinator for an eighth straight season after spending eight seasons as an athletic trainer at various levels in the Royals minor league system. Medina served as the athletic trainer for the Dominican Republic in the 2006, 2009, 2013 and 2017 World Baseball Classic and was named 2006, 2008 and 2009 Arizona League Trainer of the Year. Prior to his time with the Royals, he worked for six seasons as the minor league athletic trainer for the Atlanta Braves.

He received his undergraduate degree in biology with a concentration in athletic training from Emporia (Kan.) State University and earned his master's degree in exercise science from the University of Nebraska at Omaha. He resides in Omaha, Neb.

**JUSTIN HAHN**

REHAB COORDINATOR/PHYSICAL THERAPIST

Justin enters his seventh season in the Royals' organization and sixth as minor league rehab coordinator. He spent the 2013 season in a physical therapy fellowship with the club. Previously he was a PT intern for the Milwaukee Brewers during spring training 2011, and assisted with minor league preseason physicals for the Minnesota Twins during spring training 2012.

Hahn graduated from Gustavus Adolphus College in St. Peter, Minn., with a B.A. in Chemistry in 2008. He earned his doctorate in physical therapy in 2011 from Mayo Clinic School of Health Sciences in Rochester, Minn. After graduating, Hahn completed the 2011-2012 Sports Physical Therapy Residency at the Institute for Athletic Medicine in Minneapolis and obtained his Sports Certified Specialist credential through the American Physical Therapy Association in March 2013. Following his residency, he completed the 2012-2013 Proaxis Therapy and Kansas City Royals Upper Extremity Sports Physical Therapy/Professional Baseball Fellowship in which he spent the duration of the 2013 season in Surprise, Ariz. Hahn is also a Certified Strength and Conditioning Specialist.

He and his wife, Marette, reside in Peoria, Ariz. with their two dogs, Gus and Koty.

**JOHN WAGLE**

STRENGTH &amp; CONDITIONING COORDINATOR

John Wagle enters his first season as the Royals minor league strength & conditioning coordinator. He spent the three previous years pursuing his PhD in sport physiology at East Tennessee State University. Prior to that, he was the assistant director of sports performance at DePaul University for one year, before being promoted to director for two years.

Wagle holds a Masters in exercise science from Western Illinois University, an MBA from Loyola University in Chicago, and a BA in physics from Augustana College. He is a registered strength and conditioning coach and a certified strength and conditioning specialist. He resides in Surprise, Ariz.



**JARRET ABELL****ASST. STRENGTH & CONDITIONING COORDINATOR**

Jarret Abell enters his first season as the Royals' assistant strength & conditioning coordinator, after serving as the strength and conditioning coach with Northwest Arkansas (2017-18), Wilmington (2016), Lexington (2015) and Idaho Falls (2014).

He received his masters degree in Exercise Science from Wichita State University in 2013, where he worked with four women's olympic sports teams, baseball, and basketball. Shortly after that, he worked with the TCU football, baseball, and basketball teams off-season strength and conditioning before joining EXOS in Gulf Breeze, Fla. and then, EXOS in Phoenix, Ariz. as a performance specialist. Jarret played collegiate football for Bethel University and now resides in Kansas City, with his wife, Ashley and daughter, Avery.

**MONICA RAMIREZ****EDUCATION/ESL & LATIN-AMERICAN INITIATIVES COORDINATOR**

Monica is in her third season the Royals' education/ESL & Latin-American initiatives coordinator, teaching English to the Royals' Latin players. She has previously served in a consulting role in the organization since 2007. She also teaches college reading at Glendale Community College.

Monica received her master's degree in education and reading at Northern Arizona University. Raised in Colombia, Monica now lives in Surprise, Ariz., with her three children: Juan Daniel, Lukas and Matias.

**WILL SIMON****MINOR LEAGUE EQUIPMENT MANAGER**

Will Simon enters his 13th year as the minor league equipment manager. Simon works with the player development, international operations and amateur scouting departments, helping supply equipment and apparel throughout the minor league system, including all minor league affiliates and the Dominican Academy. Simon manages clubhouse operations for minor league spring training, extended spring training and fall instructional league.

He also served as equipment manager for the MLB European Academy in 2006, 2008, 2009, 2010 and 2011 in Tirrenia, Italy. In 2012, Simon was the equipment manager for the inaugural MLB Taiwan Academy held in Taichung, Taiwan and was a member of the American League clubhouse staff for the 2012 MLB All Star game in Kansas City. Prior to his time with the Royals, Simon worked in the clubhouse of the Richmond Braves in 2004 and 2005.

He received his degree in entrepreneurship through the College of Business Administration at Central Michigan University. He resides in Phoenix, Ariz.

**TIM BAVESTER****ASSISTANT VIDEO COORDINATOR**

Tim Bavester begins his fifth year with the Royals' organization and second as assistant video coordinator. In his position, Bavester works closely with the amateur scouting and player development departments in assisting all aspects of video operations. He has previously served at club affiliates Lexington and Northwest Arkansas (2015-16) as a minor league video intern, and was the Arizona video/operations intern in Surprise, Ariz in 2017. Bavester spent the winter of 2015-16 working for the Australian Baseball League with the Melbourne Aces. During his time in Australia, Bavester assisted Melbourne's baseball operations and the club's coaching staff in various aspects.

A native of Lake Zurich, Ill., Bavester graduated from Lake Zurich High School and earned a bachelor's degree in sport management, and a minor in business from the University of Missouri, where he assisted the Missouri baseball program in various capacities from 2012-2014. He currently resides in Surprise, Ariz.

# THE OFFICIAL APP OF KAUFFMAN STADIUM



- Access and manage your tickets (MLB account required)
- Team schedule, ticket information and sales and promotional event listings
- My History: View scores and photos from all your ballpark visits
- Customize to feature your Kansas City Royals
- Seat and experience upgrade functionality
- Directions and parking information



# Ballpark™



**OMAHA STORM CHASERS**

PACIFIC COAST LEAGUE (AAA), AMERICAN CONFERENCE, NORTH DIVISION



**Werner Park (9,023)**

12356 Ballpark Way • Papillion, NE 68046  
(402) 734-2550 • (402) 734-7166 - FAX

Press Box: (402) 738-5150

2018 Results: 66-74, 3rd in American Northern Division

**President/General Manager:** Martie J. Cordaro

**Media Operations Manager:** Andrew Green

**Website:** [www.omahastormchasers.com](http://www.omahastormchasers.com)



**BRIAN POLDBERG**

MANAGER

Brian Poldberg is in his sixth year with the Storm Chasers, including the Pacific Coast League and Triple-A championships in 2014. He joined Omaha after six years with Northwest Arkansas. Poldberg guided the Naturals to the playoffs each year from 2008 to 2011, including the 2010 Texas League championship. He spent the 2004-07 seasons on the Royals' Major League staff, serving as bullpen coach (2004-05), first base coach (2006) and third base coach (2007). Prior to that, he spent seven seasons as the minor league catching instructor. Poldberg

began his coaching career in 1987 and served as a manager from 1988-96, with the exception of 1991, when he served as Omaha's hitting coach. He played five seasons in the minors with the Yankees and Royals. The organization's Dick Howser Award winner in 1998 and 2010, Poldberg resides in Carter Lake, Iowa, with his wife, Lori, and three sons: Adam, Deric and John.



**ANDY HAWKINS**

PITCHING COACH

Andy Hawkins enters his fourth season as Omaha's pitching coach after serving as the bullpen coach with the Texas Rangers from 2009-15. Before that, he was the pitching coach at various levels in the Rangers' organization from 2001-04 and 2006-08 (Triple-A). In between, Hawkins served in 2005 as the pitching coach for the High Desert Mavericks (Advanced-A) in the Royals' organization. The fifth overall selection by the Padres in the 1978 Draft, Hawkins pitched for 10 seasons in the Majors with San Diego, the Yankees and Oakland. In the 1984

postseason, Hawkins earned San Diego's only World Series win to date, Game 2 vs. Detroit. He and his wife, Jodi, have four children: Katy, Libby, Curtis and Maggie.



**BRIAN BUCHANAN**

HITTING COACH

Brian Buchanan enters his second year as Omaha's hitting coach, following a one-year stint as the Royals' Major League assistant hitting coach. He previously served as the hitting coach at Northwest Arkansas in 2016, after managing at several levels throughout the Royals system over the previous six seasons, including stops at: Wilmington (2015), Lexington (2013-14), Kane County (2012) and Idaho Falls (2010-11). He entered the coaching ranks after a 16-year playing career, which included the 2008-09 seasons at Omaha. Buchanan,

an All-American at the University of Virginia, was selected in the first round by the Yankees in 1994. He spent seven seasons in the Major Leagues with Minnesota (2000-02), San Diego (2002-04) and the New York Mets (2005). Buchanan played in Japan in 2007 before signing with the Royals. He resides in Jupiter, Fla., with his wife, Jill, and sons: Walker, Drew, Logan and Connor. Jill is the daughter of basketball Hall of Famer John Havlicek.



**JAMES STONE**

CERTIFIED ATHLETIC TRAINER

James Stone enters his first season as the trainer at Omaha, after serving the previous seven seasons at Wilmington. He joined the Kansas City organization in 2010 as the trainer for Burlington (Class-A). Stone came to the Royals after spending one season with the Central Valley Coyotes (Fresno, Calif.) in Arena Football 2. He worked the previous three seasons in the Florida Marlins' organization, with stops in Jamestown (2006), Greensboro (2007) and Jupiter (2008). Stone won New York-Penn League Trainer of the Year honors in 2006.

He was the strength and conditioning coach for the Baltimore Orioles' Class A affiliate, the Delmarva Shorebirds, in 2005. Stone graduated with a bachelor's of science in kinesiology from Cal State-Northridge. He resides in Simi Valley, Calif., with his dog, Ozzie.





**PHIL FALCO**  
STRENGTH & CONDITIONING COACH

Phil Falco returns for his third season in Omaha as the strength and conditioning coach after serving in the same role at the Major League level with the Atlanta Braves for the previous nine seasons (2008-16). He previously served as the Braves' roving minor league strength and conditioning coach from 1998-99 and 2003-08. He was the Milwaukee Brewers' strength and conditioning coach from 2000-02.

Falco pitched at George Mason University from 1992-94, then transferred to Appalachian State University and played two seasons (1995-96) before graduating in 1996 with a Bachelor of Science degree in exercise science. Falco was certified by the National Strength and Conditioning Association in 2005 and a strength and conditioning specialist, and was certified by the American College of Sports Medicine in 1996 as a health and fitness instructor.

**2018 STATISTICS**

**Batting**

PLAYER	AVG	G	AB	R	H	2B	3B	HR	RBI	SAC	SF	HBP	BB	SO	SB	CS	E
Artega, Humberto	.292	118	414	42	121	19	1	6	49	4	6	0	21	73	2	3	12
Bonifacio, Jorge	.392	13	51	11	20	5	1	0	9	0	0	0	7	12	0	0	1
Burns, Billy	.255	102	376	51	96	9	1	4	36	11	4	4	30	54	10	8	2
.132	18	53	3	7	0	0	0	2	0	1	1	7	14	0	1	2	
Cuthbert, Chesler	.235	6	17	2	4	1	0	1	0	1	0	1	5	0	0	0	0
Dewees, Donnie	.266	64	222	31	59	11	3	6	29	3	0	1	15	45	8	2	0
Dini, Nick	.333	14	39	4	13	4	0	3	6	0	0	0	1	5	0	0	2
Dozier, Hunter	.254	35	118	18	30	7	0	1	11	0	0	1	24	43	2	1	3
Duda, Lucas	.313	4	16	5	5	1	0	2	7	0	0	0	2	5	0	0	0
Gallagher, Cam	.265	77	268	28	71	13	0	4	42	4	2	3	26	38	1	0	3
Goodwin, Brian	.225	10	40	6	9	4	0	2	9	0	0	0	4	11	0	0	2
Gordon, Alex	.222	3	9	2	2	1	0	0	2	0	0	0	2	2	0	0	0
Gore, Terrance	.211	67	142	26	30	2	2	0	5	7	0	2	17	36	16	4	3
Hernandez, Elier	.279	40	129	13	36	8	1	0	15	1	2	1	14	37	0	1	1
Herrera, Rosell	.278	10	36	8	10	3	2	1	5	0	0	0	5	7	4	1	1
Lopez, Jack	.251	113	395	53	99	10	3	8	34	8	4	3	14	106	14	6	10
Lopez, Nicky	.278	57	223	33	62	6	2	7	26	3	0	3	27	29	6	2	4
Mondesi, Adalberto	.250	29	120	19	30	8	3	5	21	4	1	0	8	30	10	0	2
Moore, Logan	.193	34	114	10	22	2	0	0	12	0	1	0	7	34	2	1	2
Morin, Parker	.265	52	151	16	40	10	0	1	9	2	1	2	11	34	1	0	5
O'Hearn, Ryan	.232	100	353	47	82	21	1	11	52	2	3	3	45	97	2	0	6
Ollague, Manny	.207	9	29	3	6	3	0	0	2	0	0	0	1	8	0	0	2
Orlando, Paulo	.270	75	289	46	78	17	2	12	41	1	0	4	17	58	2	0	2
Perez, Salvador	.400	4	15	3	6	2	0	1	3	0	0	0	0	0	0	0	0
<b>Schwindel, Frank</b>	<b>.286</b>	<b>134</b>	<b>510</b>	<b>65</b>	<b>146</b>	<b>38</b>	<b>1</b>	<b>24</b>	<b>93</b>	<b>0</b>	<b>5</b>	<b>7</b>	<b>34</b>	<b>71</b>	<b>2</b>	<b>2</b>	<b>0</b>
Soler, Jorge	.250	2	8	0	2	0	0	0	1	0	0	0	2	6	0	0	0
Starling, Bubba	.257	11	35	5	9	2	0	0	2	1	0	0	5	6	1	0	1
Torres, Ramon	.230	97	370	44	85	20	2	6	27	7	2	1	25	59	6	3	14
Toups, Corey	.184	15	49	10	9	3	0	1	4	0	0	2	6	17	1	0	0
Villegas, Luis	.241	18	58	7	14	2	0	2	5	0	0	0	5	12	0	0	0
<b>Storm Chasers</b>	<b>.259</b>	<b>140</b>	<b>4649</b>	<b>611</b>	<b>1203</b>	<b>232</b>	<b>25</b>	<b>108</b>	<b>563</b>	<b>58</b>	<b>33</b>	<b>38</b>	<b>383</b>	<b>954</b>	<b>90</b>	<b>35</b>	<b>85</b>

**Pitching**

PITCHER	W-L	ERA	G	GS	CG	SHO	SV	IP	H	R	ER	HR	HB	BB	SO	WP	BK
Adam, Jason	2-0	1.42	11	0	0	0	4	12.2	6	4	2	0	1	7	15	4	0
Artega, Humberto	0-0	11.57	3	0	0	0	0	2.1	4	3	3	1	0	1	0	0	0
Barlow, Scott	1-4	6.11	13	10	0	0	1	45.2	54	33	31	9	2	21	50	1	0
Beyer, Blaine	1-0	1.59	5	0	0	0	0	5.2	7	1	1	1	0	2	5	0	0
Broadway, Mike	4-1	7.91	20	0	0	0	1	19.1	25	17	17	5	3	12	23	0	0
Buchholz, Clay	1-0	1.59	2	2	0	0	0	11.1	9	2	2	2	0	5	4	2	0
Camp, Justin	0-0	0.00	1	0	0	0	0	1.2	1	0	0	0	0	2	4	0	0
Dziedzic, Jonathan	8-9	3.94	25	24	0	0	1	139.1	141	68	61	11	5	43	96	11	0
Fernandez, Pedro	1-0	7.00	6	0	0	0	0	9.0	12	7	7	1	1	7	6	2	0
Fillmyer, Heath	4-5	5.75	13	13	0	0	0	67.1	82	46	43	5	1	28	47	2	1
Grimm, Justin	1-1	8.68	9	0	0	0	0	9.1	15	9	9	0	0	6	13	4	0
Hahn, Jesse	0-0	0.00	1	0	0	0	0	0.2	1	0	0	0	0	0	2	0	0
Hernandez, Arnaldo	5-1	3.55	10	9	2	0	0	58.1	45	26	23	8	2	19	36	1	0
Kalish, Jake	6-6	3.34	17	14	1	1	0	89.0	94	35	33	3	8	13	85	0	0
Kennedy, Ian	0-1	7.36	1	1	0	0	0	3.2	4	3	3	0	0	1	2	1	0
Lenik, Kevin	0-2	4.93	34	0	0	0	4	49.1	45	30	27	4	8	25	51	6	1
Lohse, Kyle	0-1	12.46	2	2	0	0	0	8.2	17	12	12	2	0	5	5	3	0
Lopez, Jorge	1-0	4.00	2	2	0	0	0	9.0	8	4	4	2	0	1	11	0	0
<b>Lovelady, Richard</b>	<b>3-3</b>	<b>2.47</b>	<b>46</b>	<b>0</b>	<b>0</b>	<b>0</b>	<b>9</b>	<b>73.0</b>	<b>53</b>	<b>24</b>	<b>20</b>	<b>3</b>	<b>2</b>	<b>21</b>	<b>71</b>	<b>1</b>	<b>0</b>
Lovorn, Zach	2-6	5.71	12	9	0	0	1	63.0	70	41	40	5	4	23	30	3	0
Machado, Andres	0-4	9.72	7	6	0	0	0	25.0	41	33	27	4	1	16	25	4	0
Maness, Seth	0-1	4.63	5	1	0	0	0	11.2	17	9	6	2	0	1	8	0	0
Mariot, Michael	1-2	3.81	18	2	0	0	2	28.1	23	12	12	3	0	7	31	4	0
Maurer, Brandon	1-3	5.48	19	0	0	0	5	23.0	23	17	14	1	1	13	24	3	1
McCarthy, Kevin	0-1	5.40	3	0	0	0	0	3.1	5	2	2	0	0	1	3	1	0
Morin, Parker	0-0	0.00	1	0	0	0	0	1.0	0	0	0	0	0	0	2	0	0
Newberry, Jake	3-0	0.90	16	0	0	0	0	3	20.0	13	3	2	1	1	6	16	0
Oaks, Trevor	8-8	3.23	22	22	1	0	0	128.1	130	50	46	5	4	44	70	6	1
Peralta, Willy	0-1	4.37	18	2	0	0	1	35.0	36	18	17	3	0	21	39	4	0
Selman, Sam	0-2	4.13	23	0	0	0	0	28.1	22	14	13	0	1	19	37	3	0
Skoglund, Eric	0-1	4.32	2	2	0	0	0	8.1	8	4	4	2	0	0	6	0	0
Sparkman, Glenn	5-1	4.01	12	12	0	0	0	67.1	76	32	30	10	1	11	48	2	2
Staumont, Josh	2-5	3.51	41	5	0	0	1	74.1	59	31	29	4	2	52	103	15	1
Stout, Eric	3-3	4.75	38	2	0	0	4	55.0	70	30	29	5	2	13	44	6	0
Vasquez, Luis	2-2	9.00	12	0	0	0	0	20.0	33	22	20	3	4	14	24	7	0
Vasto, Jerry	1-0	0.00	1	0	0	0	0	1.0	2	1	0	0	0	1	0	0	0
<b>Storm Chasers</b>	<b>66-74</b>	<b>4.39</b>	<b>140</b>	<b>140</b>	<b>4</b>	<b>14</b>	<b>37</b>	<b>1208.1</b>	<b>1251</b>	<b>643</b>	<b>589</b>	<b>105</b>	<b>54</b>	<b>460</b>	<b>1037</b>	<b>96</b>	<b>7</b>

BOLD - indicates 2018 Player and Pitcher of the Year



**NORTHWEST ARKANSAS NATURALS**

TEXAS LEAGUE (AA), NORTH DIVISION



**Arvest Park (6,500)**

3000 Gene George Blvd • Springdale, AR 72762  
(479) 927-4900 • (479) 756-8088 - FAX

**Press Box:** (479) 927-4927

**2018 Results:** 70-70 overall; 2nd (1st half), 3rd (2nd half)

**General Manager:** Justin Cole

**Media Relations:** Dustin Dethlefs

**Website:** www.nwanaturals.com



**DARRYL KENNEDY**

MANAGER

Darryl Kennedy enters his first season as manager at Northwest Arkansas. He previously served as manager at Wilmington (2008, '14, '18), Burlington (2007), Idaho Falls (2009) and Surprise (2010-13, 2015-16), since joining the Royals 12 years ago. He worked as a manager with Double-A Frisco in the Rangers' organization in 2005 and 2006. Kennedy caught for seven seasons in the minors with the Rangers and Giants from 1991-97. His managing resume includes nine playoff appearances, four league championships and four manager of the year honors. Kennedy was a 37th-round pick by the Rangers in 1991 out of the University of North Florida, where he earned All-America honors. He also attended and played baseball at Manatee (Fla.) Community College. Kennedy resides in Surprise, Ariz., with his wife, Beth. The couple has two sons, Cade and Cort and a daughter, Ehma.



**DOUG HENRY**

PITCHING COACH

Doug Henry enters his 12th year in the Royals' organization and first as pitching coach at Northwest Arkansas, after serving in the same role with Wilmington in 2018. He spent the previous five seasons as the Royals' Major League bullpen coach. Prior to joining Ned Yost's staff in Kansas City, Henry was the pitching coach at Omaha from 2010-12 and was the Royals' minor league pitching coordinator in 2009. He joined the organization in 2008 as the pitching coach at Class-A Burlington, after serving as the pitching coach at three different levels in the Atlanta Braves' system from 2005-07. He began his coaching career at the University of Wisconsin-Whitewater in 2002, following an 11-year Major League career with the Brewers (1991-94), Mets (1995-96), Giants (1997, 2000), Astros (1998-2000) and Royals (2001). Henry was selected by Milwaukee in the eighth round of the 1985 Draft. He resides in Hartland, Wis. with his wife, Monique. They have four children: Danielle, Jason, Zachary and Mikayla.



**ABRAHAM NUNEZ**

HITTING COACH

Abraham Nunez enters his first season as Northwest Arkansas' hitting coach after serving in the same capacity with Wilmington (2015-18), Lexington (2014), Burlington (2013) and the Dominican Royals (2012). Nunez played for parts of 12 seasons in the Majors with the Pirates (1997-2004), Cardinals (2005), Phillies (2006-07) and Mets (2008), hitting .242 as a utility infielder. His best season came in 2005 when he batted .285 in 139 games for the National League champion St. Louis Cardinals. Nunez retired at the end of the 2009 campaign. Born in Santo Domingo, Dominican Republic, he now resides in Garfield, N.J.



**NELSON LIRIANO**

BENCH COACH

Nelson Liriano enters his first season as bench coach for Northwest Arkansas, where he served as hitting coach in 2013. He's entering his 18th season in the Royal's organization, including roles as hitting coach at Burlington (2018, '14) and Surprise (2015-17). He also served as manager at Burlington (2009-11). Before that, he managed the Rockies' Dominican Summer League team for the 2000-01 seasons. Liriano played for 11 Major League seasons including part of the 1991 season with the Royals, making his Major League debut in 1987 with Toronto. He also played for Colorado (1993-94, 1998), Pittsburgh (1995-96) and the Dodgers (1997) as well as in Japan and Mexico in 1999. Liriano resides in Puerto Plata, Dominican Republic, with his wife, Milvia, and their four children: Cindy, Jesse, Minelly and Minali.



**JUSTIN KEMP**  
CERTIFIED ATHLETIC TRAINER

Justin Kemp enters his first season as the Northwest Arkansas athletic trainer, after serving in the same role for Idaho Falls (2016-18) and Surprise (2015). Kemp spent the 2014 season as an intern athletic trainer for the Kansas City Royals. He is a graduate of Mount Marty College in Yankton, S.D., where he earned a Bachelor of Arts degree in exercise wellness and played baseball for four years. He also attended South Dakota State University, where he earned a Master's of Science degree in Athletic Training and worked with the Jackrabbit baseball team. Kemp resides in Spearfish, S.D.



**WILL GILMORE**  
STRENGTH & CONDITIONING COACH

Will Gilmore enters his first season as Northwest Arkansas' strength and conditioning coach, after serving in the same role with Wilmington (2017-18), Lexington (2016) and Idaho Falls (2015). He spent the fall of 2014 training baseball, football and volleyball athletes at the University of California, Berkeley. From 2012-14, he coached and conducted the strength program for Loyola High School Baseball in Los Angeles. He also coached and trained the Glendale Community College Baseball team in 2014. Gilmore earned his Bachelor's from Santa Clara University in 2011, where he played first and third base. He also played one season in the Belgian Baseball Federation as a second baseman and catcher. Will resides in Pasadena, Calif.

**2018 STATISTICS**

**Batting**

PLAYER	AVG	G	AB	R	H	2B	3B	HR	RBI	SAC	SF	HBP	BB	SO	SB	CS	E
Bronstema, John	.229	37	109	17	25	5	1	2	10	0	1	5	8	31	5	1	2
Deweese, Donnie	.253	70	285	35	72	12	5	3	25	2	1	2	20	48	8	4	2
Dini, Nick	.239	80	280	40	67	10	0	8	37	1	3	8	12	64	7	1	3
Downes, Brandon	.146	16	41	4	6	3	0	1	5	2	0	1	7	20	2	2	0
Duenes, Samir	.282	80	287	44	81	18	2	10	60	0	5	1	35	68	5	0	6
Escalera, Alfredo	.240	39	129	22	31	5	0	4	12	0	2	3	10	40	4	2	2
Esposito, Nathan	.156	18	45	5	7	2	0	0	1	0	0	1	2	15	1	0	0
Fernandez, Xavier	.328	36	119	21	39	8	2	3	14	0	1	1	10	17	2	2	2
<b>Flores, Jecsson</b>	<b>.314</b>	<b>122</b>	<b>459</b>	<b>74</b>	<b>144</b>	<b>31</b>	<b>3</b>	<b>7</b>	<b>52</b>	<b>10</b>	<b>2</b>	<b>7</b>	<b>30</b>	<b>72</b>	<b>27</b>	<b>7</b>	<b>15</b>
Gutierrez, Kelvin	.277	65	242	29	67	8	3	6	40	0	0	2	20	46	10	3	10
Heath, Nick	.257	36	105	22	27	3	3	0	7	6	1	0	13	33	10	0	2
Hernandez, Elier	.287	91	355	45	102	22	1	3	50	2	4	6	14	71	10	8	5
Lee, Khalil	.255	120	432	50	110	22	4	13	46	2	2	1	33	83	10	8	1
Liddi, Alex	.247	107	393	54	97	18	3	23	72	1	1	2	25	126	4	3	7
Lopez, Nicky	.331	73	281	42	93	8	5	2	27	8	3	0	33	23	9	4	1
Martin, Rudy	.000	1	1	0	0	0	0	0	0	0	0	0	0	0	0	0	0
Mejia, Erick	.263	136	540	79	142	27	7	5	59	14	3	2	43	98	34	17	24
Miller, Anderson	.255	120	432	50	110	22	4	13	46	2	2	1	33	83	10	8	1
Perez, Salvador	.333	3	9	1	3	0	0	1	3	0	1	1	0	2	0	0	0
Peterson, Kort	.229	50	166	24	38	8	3	7	27	0	0	5	12	61	6	3	4
Porter, Logan	.000	1	1	0	0	0	0	0	0	0	0	0	0	0	0	0	0
Toups, Corey	.249	61	185	24	46	6	1	4	21	2	1	1	24	67	10	3	13
Villegas, Luis	.236	38	127	13	30	3	1	3	16	0	2	0	11	30	1	1	0
<b>Naturals</b>	<b>.267</b>	<b>140</b>	<b>4693</b>	<b>660</b>	<b>1252</b>	<b>224</b>	<b>44</b>	<b>106</b>	<b>594</b>	<b>53</b>	<b>33</b>	<b>51</b>	<b>373</b>	<b>1044</b>	<b>167</b>	<b>71</b>	<b>123</b>

**Pitching**

PITCHER	W-L	ERA	G	GS	CG	SHO	SV	IP	H	R	ER	HR	HB	BB	SO	WP	BK
Adam, Jason	1-0	1.59	6	0	0	0	0	11.1	5	2	2	0	1	4	17	1	0
Barlow, Scott	0-0	2.25	1	1	0	0	0	4.0	3	1	1	0	1	0	4	1	0
Beeler, Dallas	0-2	13.50	4	2	0	0	0	11.1	26	17	17	4	1	5	8	2	0
Blewett, Scott	8-6	4.79	26	25	1	0	0	148.1	164	84	79	12	12	49	100	10	2
Bodner, Jacob	0-0	17.05	6	0	0	0	0	6.1	15	13	12	6	2	1	8	0	0
Boyer, Blaine	0-0	0.00	3	1	0	0	0	2.2	2	0	0	0	0	1	3	0	0
Brickhouse, Bryan	0-5	11.81	11	0	0	0	0	10.2	18	18	14	5	0	12	11	3	1
Bronstema, John	0-0	27.00	2	0	0	0	0	1.0	3	3	3	0	3	0	0	0	0
Buchholz, Clay	0-0	0.00	1	1	0	0	0	4.2	1	0	0	0	0	2	5	0	0
Castillo, Cristian	2-2	5.40	11	0	0	0	0	21.2	20	13	13	3	1	4	22	1	0
Downes, Brandon	0-0	0.00	1	0	0	0	0	0.1	0	0	0	0	0	0	1	0	0
Fernandez, Pedro	4-2	2.81	26	3	0	0	2	57.2	54	18	18	2	2	19	43	10	1
Gavin, Grant	0-1	3.19	21	0	0	0	1	31.0	27	11	11	4	2	17	30	5	0
Griffin, Foster	10-12	5.13	28	26	0	0	0	152.2	197	94	87	20	0	40	117	7	0
Hahn, Jesse	0-0	0.00	3	2	0	0	0	3.1	2	0	0	0	1	2	0	1	0
Hernandez, Arnaldo	1-0	4.41	3	3	0	0	0	16.1	20	9	8	1	0	6	16	1	0
Kalish, Jake	2-2	5.12	16	4	0	0	0	38.2	46	28	22	6	0	8	39	1	1
Kennedy, Ian	0-1	13.50	1	1	0	0	0	4.0	7	6	6	0	0	2	5	1	0
Liddi, Alex	0-0	0.00	2	0	0	0	0	1.0	0	0	0	0	1	0	1	0	0
Lovvorn, Zach	4-2	4.80	15	15	0	0	0	83.1	90	45	43	0	1	26	52	4	0
Lugo, Luis	1-2	4.18	8	4	0	0	0	23.2	25	11	11	3	1	11	21	2	0
Machado, Andres	2-3	3.72	30	6	0	0	9	58.0	60	31	24	5	7	22	47	3	2
Marion, Michael	1-0	0.96	7	0	0	0	1	9.1	4	1	1	0	0	0	11	0	0
Marte, Yumir	4-4	2.91	45	0	0	0	2	80.1	69	33	26	7	5	29	80	3	2
<b>Newberry, Jake</b>	<b>2-2</b>	<b>2.12</b>	<b>45</b>	<b>0</b>	<b>0</b>	<b>0</b>	<b>12</b>	<b>29.2</b>	<b>29</b>	<b>7</b>	<b>7</b>	<b>2</b>	<b>0</b>	<b>8</b>	<b>37</b>	<b>0</b>	<b>0</b>
Ogando, Emílio	11-7	4.79	26	26	0	0	0	118.1	127	71	63	22	7	72	94	6	0
Perrin, Jon	1-2	3.38	5	5	0	0	0	21.1	19	11	8	1	0	11	20	0	0
Ray, Corey	0-1	10.80	8	0	0	0	0	8.1	13	11	10	2	0	11	8	3	0
Ruxer, Jared	0-0	67.50	1	0	0	0	0	0.2	3	5	5	0	0	2	0	0	0
Selman, Sam	1-2	6.57	12	0	0	0	0	12.1	12	9	9	0	1	11	21	1	0
Sheller, Walker	3-2	3.53	35	0	0	0	1	51.0	49	23	20	5	7	14	27	5	0
Skoglund, Eric	0-0	4.00	2	2	0	0	0	9.0	12	5	4	1	0	2	4	0	0
Spicer, Glenn	3-2	2.94	6	6	0	0	0	33.2	35	13	11	0	1	1	26	2	0
Speier, Gabe	0-0	3.73	26	0	0	0	0	31.1	46	19	13	2	1	10	22	2	0
Terrero, Franco	3-6	5.37	44	0	0	0	4	63.2	74	49	38	11	3	39	62	9	1
Vasquez, Luis	2-0	0.00	7	0	0	0	3	7.0	4	0	0	0	1	4	15	0	0
Vines, Jace	4-3	6.48	9	7	0	0	0	41.2	52	31	30	5	6	15	28	7	0
<b>Team Total</b>	<b>70-70</b>	<b>4.56</b>	<b>140</b>	<b>140</b>	<b>1</b>	<b>9</b>	<b>35</b>	<b>1209.1</b>	<b>1334</b>	<b>692</b>	<b>613</b>	<b>138</b>	<b>68</b>	<b>461</b>	<b>1004</b>	<b>91</b>	<b>11</b>

BOLD - indicates 2018 Player and Pitcher of the Year

**WILMINGTON BLUE ROCKS**

CAROLINA LEAGUE (A-ADVANCED), NORTH DIVISION

**Frawley Stadium (6,532)**

801 Shipyard Drive • Wilmington, DE 19801

(302) 888-2015 • (302) 888-2032 - FAX

**Press Box:** (302) 888-5352**2018 Results:** 68-72 overall; 4th (1st half), 3rd (2nd half)**Honorary President:** Matt Minker**General Manager:** Andrew Layman**Dir. of Broad. & Media Relations:** Matt Janus**Website:** www.bluerocks.com**SCOTT THORMAN**

MANAGER

Scott Thorman enters his first season as manager at Wilmington, after leading Lexington to the South Atlantic League championship last season. Prior to his two-season stint in Lexington (2017-18), he served in Burlington as manager (2015-16) and bench coach (2014). A first-round pick by Atlanta in 2000 and Futures Game participant in 2003, Thorman played in the Majors for the Braves from 2006-07 before playing for the Royals at Triple-A Omaha in 2009-10. The first baseman and outfielder competed for Canada in the 2006 World Baseball Classic and the 2008 Beijing Olympics. Scott graduated from Ashford University in 2016 with a Masters Degree in Organizational Management. He resides in Kitchener, Ontario, with his wife, Kelly, and their three children: Robbie, Tommy and Allie.

the 2006 World Baseball Classic and the 2008 Beijing Olympics. Scott graduated from Ashford University in 2016 with a Masters Degree in Organizational Management. He resides in Kitchener, Ontario, with his wife, Kelly, and their three children: Robbie, Tommy and Allie.

**STEVE LUEBBER**

PITCHING COACH

Steve Luebber returns for his second stint as pitching coach at Wilmington, after serving there from 2007-15. From 2016-18, he was the pitching coach at Northwest Arkansas. Now in his 14th season in the Royals' organization, Luebber also spent 2006 with the Burlington (Rookie) affiliate. Prior to joining the Royals, he worked from 2001-05 as a pitching coach for the Rangers' Double-A clubs at Tulsa (2001-02) and Frisco (2003-05). Luebber has also worked as a coach in the Marlins, Orioles and Padres organizations. He pitched professionally

for 17 seasons, posting a 6-10 record and a 4.62 ERA over 66 Major League appearances for the Twins, Blue Jays and Orioles. Luebber was one out from recording a no-hitter for the Twins on August 7, 1976 before allowing a single with two strikes to the Rangers' Roy Howell. He attended Missouri Southern College, and now resides in Joplin, Mo., with his wife, Lee Ann. They have two daughters, Lindsey and Carly, and a son, Wyatt.

**LARRY SUTTON**

HITTING COACH

Larry Sutton returns to the Royals' organization as Wilmington's hitting coach, after spending the previous seven seasons in the Pirates' organization as the hitting coordinator (2014-18) and Dominican field coordinator (2012-13). Prior to that, he served as the hitting coach for the Royals' Dominican League team from 2008-11. Sutton played in part of seven seasons in the Majors with Kansas City (1997-99), St. Louis (2000-01), Oakland (2002) and Florida (2004), before a three-year stint in Korea, where he led the league with 25 home runs in

2005. Sutton was a 21st-round pick by Kansas City in 1992. He now resides in Lakewood Ranch, Fla., with his wife, Monica, and twin daughters Sophia and Isabella.

**SABURO HAGIHARA**

CERTIFIED ATHLETIC TRAINER

Saburo Hagihara enters his first season as Wilmington's trainer after serving in the same role with Lexington (2017-18), Burlington (2013-16) and Surprise (2010-12). Prior to joining the Royals, he worked as an athletic trainer for Ohlone College and two high schools in the California Bay Area. Hagihara earned his bachelor's of science in exercise science from State University of New York at Cortland, and completed his master's of science in kinesiology at San Jose State University. He was born and raised in Tokyo, Japan and now

resides in Surprise, Ariz.





**LUIS JERONIMO**

STRENGTH & CONDITIONING COACH

Luis Jeronimo enters his first season in the Royals' organization as Wilmington's strength & conditioning coach. He spent the previous two years as a strength & conditioning coordinator in the Washington Nationals organization. Jeronimo has also filled a similar role with the United States Olympic Committee (2016), and was a sports science assistant for the Los Angeles Galaxy (2014-16). He earned his bachelors degree in kinesiology from California State University, Fullerton, and lives in Los Angeles, Calif.

**2018 STATISTICS**

**Batting**

PLAYER	AVG	G	AB	R	H	2B	3B	HR	RBI	SAC	SF	HBP	BB	SO	SB	CS	E
Brontsema, John	.250	4	12	2	3	0	0	0	0	0	0	0	4	4	0	1	1
<b>Burt, D.J.</b>	<b>.280</b>	<b>111</b>	<b>410</b>	<b>72</b>	<b>115</b>	<b>14</b>	<b>7</b>	<b>3</b>	<b>46</b>	<b>12</b>	<b>5</b>	<b>0</b>	<b>59</b>	<b>98</b>	<b>32</b>	<b>10</b>	<b>11</b>
Cancel, Gabriel	.259	120	455	54	118	31	1	8	73	1	9	7	35	91	7	4	16
Castellano, Angelo	.221	120	375	39	83	16	2	2	36	9	6	4	35	81	12	9	21
DeVito, Chris	.181	65	221	22	40	7	0	1	23	1	2	2	29	67	0	0	6
Downes, Brandon	.235	13	51	5	12	4	0	2	11	0	1	1	3	16	2	0	0
Esposito, Nathan	.175	21	57	4	10	0	0	0	6	2	1	3	8	12	1	0	0
Fernandez, Xavier	.252	36	135	12	34	13	0	2	10	0	1	1	7	19	1	1	5
Heath, Nick	.284	54	194	37	55	8	1	2	20	5	1	2	35	65	29	9	1
Hicklen, Brewer	.211	22	71	11	15	4	0	1	3	2	0	1	4	26	6	0	0
Jones, Travis	.298	67	205	31	61	4	1	2	18	2	0	22	29	54	17	5	9
Lee, Khalil	.270	71	244	42	66	13	4	4	41	0	2	7	48	75	14	3	5
Lueck, Jackson	.172	9	29	3	5	4	0	0	2	1	0	1	0	12	1	0	1
Martin, Rudy	.232	75	259	42	60	13	4	4	37	10	0	6	39	93	29	6	1
Nunez, Oliver	.200	45	125	15	25	3	0	2	14	2	1	2	11	30	4	4	4
Perkins, Blake	.240	64	233	48	56	11	1	2	18	5	0	3	50	67	17	4	2
Perkins, Blake	.237	129	485	87	115	22	1	3	39	8	5	6	92	134	29	9	3
Peterson, Kort	.292	62	219	34	64	17	2	8	33	2	0	8	17	59	5	1	3
Rivera, Emmanuel	.280	99	375	45	105	25	6	6	61	0	4	3	29	59	3	2	8
Vallot, Chase	.108	47	148	19	16	4	0	7	24	0	1	5	31	80	0	0	4
Vilorio, Meibrys	.260	100	358	34	93	16	1	6	44	3	1	5	40	75	2	1	5
Vizcaino, Vance	.241	73	241	31	58	9	2	1	28	3	2	2	17	62	2	2	4
<b>Blue Rocks</b>	<b>.248</b>	<b>140</b>	<b>4417</b>	<b>602</b>	<b>1094</b>	<b>216</b>	<b>32</b>	<b>63</b>	<b>548</b>	<b>60</b>	<b>37</b>	<b>85</b>	<b>530</b>	<b>1145</b>	<b>184</b>	<b>62</b>	<b>121</b>

**Pitching**

PITCHER	W-L	ERA	G	GS	CG	SHO	SV	IP	H	R	ER	HR	HB	BB	SO	WP	BK
Becker, Nolan	1-0	2.70	8	0	0	0	0	13.1	14	6	4	2	1	2	13	2	0
Beckwith, Andrew	1-0	1.42	11	0	0	0	0	12.2	15	3	2	0	1	1	11	0	0
Bender, Anthony	6-3	3.57	30	9	0	0	1	93.1	91	41	37	7	4	38	54	5	0
Brickhouse, Bryan	1-0	1.99	27	0	0	0	14	31.2	11	7	7	0	1	19	39	3	0
Camp, Justin	3-2	3.47	37	0	0	0	0	57.0	56	28	22	3	4	26	43	3	0
Castillo, Cristian	4-5	5.16	17	9	0	0	0	59.1	66	35	34	10	3	13	49	2	0
Condra-Bogan, Jacob	0-0	27.00	1	0	0	0	0	1.0	3	3	3	0	0	1	1	0	0
Dye, Josh	1-0	1.80	1	1	0	0	0	5.0	3	1	1	0	0	1	6	1	0
<b>Garabito, Gerson</b>	<b>8-6</b>	<b>3.16</b>	<b>26</b>	<b>26</b>	<b>1</b>	<b>0</b>	<b>0</b>	<b>142.1</b>	<b>117</b>	<b>59</b>	<b>50</b>	<b>12</b>	<b>4</b>	<b>73</b>	<b>116</b>	<b>9</b>	<b>2</b>
Gavin, Grant	1-0	3.18	13	0	0	0	0	22.2	13	8	8	3	0	9	31	0	0
Gomez, Ofreidy	6-10	3.40	27	22	0	0	1	135.0	134	65	51	13	11	61	104	13	0
Hernandez, Arnaldo	6-4	4.22	14	12	1	0	0	64.0	77	31	30	3	1	19	53	5	0
Hinton, Kyle	0-0	.00	1	0	0	0	0	2.0	2	0	0	0	0	2	0	0	0
Hope, Carter	6-3	4.93	27	4	0	0	3	73.0	92	47	40	6	3	18	47	10	0
Mitchell, Josh	2-1	8.39	21	0	0	0	0	24.2	28	24	23	2	2	12	22	5	0
Pinto, Julio	1-4	6.11	26	0	0	0	10	28.0	34	21	19	2	2	19	28	2	1
Ray, Corey	2-1	4.78	17	0	0	0	0	32.0	30	17	17	4	0	25	28	6	0
Ruxer, Jared	1-2	4.19	10	0	0	0	0	19.1	18	9	9	3	0	6	14	1	0
Sheller, Walker	1-1	1.42	5	0	0	0	1	6.1	5	1	1	0	1	2	6	0	0
Sotillet, Andres	2-6	5.40	10	10	1	0	0	51.2	70	32	31	5	2	21	25	3	0
Tatum, Vance	3-2	3.33	19	0	0	0	0	27.0	28	14	10	2	2	17	19	1	0
Tillo, Daniel	3-5	4.94	19	19	0	0	0	93.0	99	54	51	3	9	51	69	8	0
Vines, Jace	2-8	5.04	18	17	1	0	1	94.2	122	62	53	5	3	28	59	7	0
Watson, Nolan	6-4	4.60	11	11	1	1	0	58.2	65	33	30	5	4	26	30	3	0
Wynne, Matthew	0-1	3.06	14	0	0	0	3	17.2	20	7	6	1	1	10	14	2	0
Zuber, Tyler	1-4	4.91	20	0	0	0	9	22.0	22	17	12	1	1	9	22	0	0
<b>Team Total</b>	<b>68-72</b>	<b>4.18</b>	<b>140</b>	<b>140</b>	<b>5</b>	<b>7</b>	<b>43</b>	<b>1187.1</b>	<b>1235</b>	<b>625</b>	<b>551</b>	<b>92</b>	<b>60</b>	<b>509</b>	<b>903</b>	<b>91</b>	<b>3</b>

**BOLD** - indicates 2018 Player and Pitcher of the Year





**LEXINGTON LEGENDS**

**SOUTH ATLANTIC LEAGUE (A), SOUTHERN DIVISION**

**Whitaker Bank Ballpark (6,994)**

207 Legends Lane • Lexington, KY 40505  
(859) 252-4487 • (859) 252-0747 - FAX

**Press Box:** (859) 422-7880

**2018 Results:** 76-60 overall; 3rd (1st half), 1st (2nd half), South Atlantic League Champions

**President & Chief Operating Officer:** Andy Shea

**Executive Vice President/GM:** Gary Durbin

**Media Relations Director:** Sara Bosso

**Website:** www.lexingtonlegends.com



**BROOKS CONRAD**

*MANAGER*

Brooks Conrad enters his first season as manager at Lexington, after leading the Burlington squad in 2018. He played parts of six seasons in the Majors with Oakland (2008), Atlanta (2009-11), Milwaukee (2012), Tampa Bay (2012) and San Diego (2014) after being selected in the eighth round of the 2001 Draft by Houston, where he played seven seasons in the minors before making his Major League debut with Oakland. The infielder also played a season (2014) in Japan for the Hanshin Tigers, and played for the Mets' Triple-A affiliate in 2015.



**MITCH STETTER**

*PITCHING COACH*

Mitch Stetter enters his fourth year as the pitching coach for Lexington after holding the same position with Surprise (Rookie) in 2015. The Indiana State alum was selected by Milwaukee in the 16th round in 2003 and signed by current Royals scout Mike Farrell. Stetter worked as a reliever in the Majors from 2007 to 2011 with Milwaukee and set a Brewers record in 2009, recording 15 consecutive outs on strikeouts. He is a great nephew of Gene Tormohlen, who played for the NBA's St. Louis and Atlanta Hawks. Stetter lives

in Norridge, Ill., with his wife Alison and children: CC, Dusty and Willa.



**JESUS AZUAJE**

*HITTING COACH*

Jesus Azuaje returns for his third season as Lexington's hitting coach, after serving in the same role at Burlington from 2015-16. He served as Latin America field coordinator for the Dodgers in 2014 and held the same role with Seattle in 2012. Azuaje coached for six years with the Mariners, including two seasons as manager of the Arizona Mariners and the 2009 season as hitting coach at Class-A Clinton. He played for Cardenales de Lara in the Venezuelan Winter League for 13 seasons and has coached the team for the last eight. Azuaje was an

Appalachian League All-Star in 1993 with Cleveland and a Double-A All-Star in 1999 with the Brewers. He resides in Buckeye, Ariz., with wife, Glenis, and their two sons, Jesus Alberto and Samuel Alexander.



**GLENN HUBBARD**

*BENCH COACH*

Glenn Hubbard is the bench coach at Lexington for a sixth straight season. Before serving as the Royals' infield coordinator from 2011-14, Hubbard spent 21 seasons coaching in the Atlanta organization, including 12 seasons as the Braves' first base coach under manager Bobby Cox. Prior to joining the Major League staff in 1999, Hubbard coached at Bradenton (1990), Macon (1991-92, 1994 and 1998) and Richmond (1993, 1995-97). A 1975 draft pick of the Braves, Hubbard played in the Majors for Atlanta from 1978-87. He concluded

his playing career with Oakland, playing on an AL pennant winner in 1988 and the World Series champion team in 1989. The 1983 NL All-Star tied a Major League record for second baseman with 12 assists in a game on April 14, 1985. Hubbard, who was born at Hahn AFB in Germany, attended high school in Utah and was inducted into the Utah Athletic Hall of Fame in 2001. He resides in Stone Mountain, Ga., with his wife, Lynn. They have three sons: Jeremy, Matthew and Daniel.



**DANNY ACCOLA**

CERTIFIED ATHLETIC TRAINER

Daniel Accola enters his first season as Lexington's trainer, after serving in the same role with Burlington the previous two seasons. He graduated from the University of Central Missouri in 2014 and obtained his master's degree in exercise physiology from Missouri Valley College in 2015. Accola previously held an athletic training internship with the Denver Broncos in 2013.



**REED WAINWRIGHT**

STRENGTH & CONDITIONING COACH

Reed Wainwright enters his first season as Lexington's strength & conditioning coach. Prior to joining the Royals organization, he was the football strength & conditioning coach at Faulkner University. He previously served as a strength & conditioning coach in the Padres' system in 2011, and at several universities, including North Carolina A&T State University (2006), University of North Texas (2001), Texas Christian University (1996-99), Auburn University (1992-96), Louisiana State University (1991) and the University of Southern

Mississippi (1990-91). Wainwright also has a law degree from Texas Wesleyan University, which he's used to run his own practice since 2004. He received his master's in physical education from the University of Southern Mississippi and his bachelor's in human movement studies from Auburn University. He resides in Willow Park, Texas with his daughter, Kennedy.

**2018 STATISTICS**

**Batting**

PLAYER	AVG	G	AB	R	H	2B	3B	HR	RBI	SAC	SF	HBP	BB	SO	SB	CS	E
Aracena, Ricky	.261	95	303	46	79	10	0	3	40	11	4	4	21	61	17	6	16
Carrasco, Dennicher	.250	62	232	34	58	9	1	10	30	0	1	4	11	58	2	3	20
Diaz, Carlos	.291	22	79	15	23	4	0	1	4	3	0	1	4	8	1	0	2
Gasparini, Marten	.222	103	343	38	76	16	2	4	34	8	2	2	23	119	18	9	2
Gigliotti, Michael	.235	6	17	3	4	1	0	1	2	1	0	0	6	5	1	0	1
Gonzalez, Julio	.235	6	17	4	4	1	0	0	3	0	0	0	4	5	0	1	2
Guzman, Jelson	.239	60	209	27	50	11	3	2	21	5	0	4	18	58	12	4	22
Hancock, William	.200	6	20	1	4	1	0	0	1	0	1	0	1	9	0	0	0
Hicklen, Brewer	.307	82	306	59	94	18	3	17	65	0	4	13	24	98	29	6	2
Isbel, Kyle	.289	39	159	30	46	12	1	3	14	0	1	2	12	43	12	3	2
Jones, Cal	.253	89	304	49	77	14	3	8	41	1	4	3	24	95	5	6	3
Jones, Travis	.285	62	228	41	65	13	1	5	32	0	2	14	17	56	14	7	9
<b>Matias, Seuly</b>	<b>.231</b>	<b>94</b>	<b>338</b>	<b>62</b>	<b>78</b>	<b>13</b>	<b>1</b>	<b>31</b>	<b>63</b>	<b>0</b>	<b>2</b>	<b>12</b>	<b>24</b>	<b>131</b>	<b>6</b>	<b>0</b>	<b>5</b>
<b>Melendez, MJ</b>	<b>.251</b>	<b>111</b>	<b>419</b>	<b>52</b>	<b>105</b>	<b>26</b>	<b>9</b>	<b>19</b>	<b>73</b>	<b>0</b>	<b>6</b>	<b>4</b>	<b>43</b>	<b>143</b>	<b>4</b>	<b>6</b>	<b>13</b>
Morales, Matt	.198	38	111	16	22	2	0	1	9	1	1	0	16	42	5	1	10
Nunez, Oliver	.219	19	64	9	14	2	1	0	3	1	1	0	4	16	2	0	9
Oloque, Manny	.254	48	177	21	45	12	2	7	29	0	2	2	7	67	3	2	3
Perez, Cristian	.278	87	320	48	89	14	0	3	37	8	3	3	11	43	10	7	13
Pratto, Nick	.280	127	485	79	136	33	2	14	62	0	4	3	45	150	22	5	14
Rivero, Sebastian	.258	77	279	41	72	16	0	7	34	4	4	2	17	59	0	1	5
Vizcaino, Vance	.192	16	52	7	10	2	1	1	6	0	0	1	8	10	1	3	0
<b>Legends</b>	<b>.258</b>	<b>137</b>	<b>4463</b>	<b>682</b>	<b>1151</b>	<b>230</b>	<b>30</b>	<b>137</b>	<b>603</b>	<b>43</b>	<b>42</b>	<b>74</b>	<b>340</b>	<b>1276</b>	<b>164</b>	<b>70</b>	<b>169</b>

**Pitching**

PITCHER	W-L	ERA	G	GS	CG	SHO	SV	IP	H	R	ER	HR	HB	BB	SO	WP	BK
Beckwith, Andrew	3-1	1.84	25	0	0	0	2	49.0	33	17	10	3	4	13	43	1	0
Biasi, Sal	3-3	5.06	27	0	0	0	3	42.2	42	27	24	9	8	17	46	2	1
Capps, Holden	1-1	2.98	24	4	0	0	2	63.1	68	28	21	5	3	10	69	4	0
Cloney, J.C.	3-1	2.73	5	5	0	0	0	29.2	32	11	9	2	1	9	18	2	0
Condra-Bogan, Jacob	1-1	2.08	16	0	0	0	5	26.0	18	9	6	2	0	2	39	2	0
7-7	4.21	25	18	0	0	0	107.0	94	58	50	22	9	49	84	11	0	
Del Rosario, Yefri	6-5	3.19	15	15	0	0	0	79.0	69	36	28	10	2	29	72	9	1
Drabble, Dillon	0-1	45.00	2	0	0	0	0	1.0	2	5	5	1	3	2	2	0	0
Duarte, Daniel	1-0	2.31	6	0	0	0	0	11.2	8	3	3	1	0	5	11	0	0
Garcia, Robert	0-2	2.25	13	0	0	0	1	24.0	21	13	6	0	2	11	31	3	0
Hensley, Bryce	0-0	0.00	0	0	0	0	0	1.1	1	0	0	0	0	0	2	0	0
<b>Hernandez, Carlos</b>	<b>6-5</b>	<b>3.29</b>	<b>15</b>	<b>15</b>	<b>0</b>	<b>0</b>	<b>0</b>	<b>79.1</b>	<b>71</b>	<b>36</b>	<b>29</b>	<b>7</b>	<b>4</b>	<b>23</b>	<b>82</b>	<b>3</b>	<b>0</b>
Hope, Carter	4-0	1.32	6	0	0	0	1	13.2	6	3	2	1	0	1	16	0	0
Hrbek, Danny	4-2	4.50	24	0	0	0	0	36.0	24	21	18	5	5	16	35	9	0
Kowar, Jackson	0-1	3.42	9	9	0	0	0	26.1	19	10	10	2	0	12	22	4	0
Lara, Janser	4-3	3.41	23	8	0	0	1	66.0	54	34	25	5	5	28	75	10	1
Lynch, Daniel	5-1	1.58	9	9	0	0	0	40.0	35	9	7	1	0	6	47	2	1
Martinez, Marcelo	1-0	4.50	1	1	0	0	0	6.0	4	3	3	1	0	1	9	0	0
Mitchell, Josh	1-0	0.90	7	0	0	0	0	10.0	8	4	1	1	0	1	11	1	0
Neuweiler, Charlie	2-3	5.58	11	11	0	0	0	50.0	50	39	31	8	9	23	46	5	1
Pinto, Julio	2-0	4.86	10	0	0	0	0	16.2	12	9	9	4	1	7	21	5	0
Ratliff, Tad	2-0	1.68	27	0	0	0	10	48.1	45	12	9	2	1	10	53	2	0
5-7	5.57	29	9	0	0	1	76.0	111	62	47	13	6	16	50	1	0	
Sottillet, Andres	6-5	3.93	16	13	1	1	0	89.1	107	46	39	6	5	13	84	6	2
2-2	1.36	21	0	0	0	1	33.0	27	8	5	2	1	4	30	5	0	
Tatum, Vance	0-0	0.00	3	0	0	0	0	5.1	1	0	0	0	1	2	7	0	0
1-1	4.35	7	7	0	0	0	0	41.1	37	22	20	3	3	14	31	2	0
4-6	5.81	13	13	1	1	0	0	66.2	94	55	43	9	9	21	63	7	1
2-2	3.10	23	0	0	0	9	29.0	26	11	10	4	1	4	48	0	0	
<b>Legends</b>	<b>76-60</b>	<b>3.61</b>	<b>137</b>	<b>137</b>	<b>2</b>	<b>11</b>	<b>36</b>	<b>1167.2</b>	<b>1119</b>	<b>591</b>	<b>469</b>	<b>129</b>	<b>83</b>	<b>349</b>	<b>1147</b>	<b>96</b>	<b>8</b>

BOLD - indicates 2018 Players and Pitcher of the Year

**IDAHO FALLS CHUKARS**

PIONEER LEAGUE (ROOKIE-ADVANCED), SOUTH DIVISION



**Melaleuca Field (3,400)**

900 Jim Garchow Way • Idaho Falls, ID 83402  
(208) 522-8363 • (208) 522-9858 - FAX

**Press Box:** (208) 612-5010

**2018 Results:** 43-33 overall; 2nd (1st half), 2nd (2nd half)

**President/GM:** Kevin Greene

**Vice President:** Paul Henderson

**Assistant GM:** Josh Michalsen

**Website:** www.ifchukars.com



**OMAR RAMIREZ**

MANAGER

Omar Ramirez enters his 11th season in the Royals' organization, his second as manager in Idaho Falls. He previously managed at Burlington (2017), Lexington (2015-16) and Idaho Falls (2012-14) and was the Chukars' hitting coach in 2011, the same role he had at Burlington (R) in 2009 and Burlington (A) in 2010. Ramirez, the Indians' 31st-round pick in 1990 out of Hill Junior College in Texas, played outfield for eight seasons in the minors with the Indians and Astros before retiring following the 2001 season. Ramirez resides in

his hometown of Santiago, Dominican Republic.



**CLAYTON MORTENSEN**

PITCHING COACH

Clayton Mortensen enters his first season as Idaho Falls pitching coach. A first-round pick by St. Louis in 2007 out of Gonzaga University, Mortensen had a five-year Major League career with the Cardinals (2009), Oakland (2009-10), Colorado (2011) and Boston (2012-13). He pitched in the Royals' organization from 2013-17, mostly at Omaha (AAA). Clayton and his wife, Janna, have a son, Miles.



**DAMON HOLLINS**

HITTING COACH

Damon Hollins is in his 10th season with the Royals as a hitting coach, his third at Idaho Falls. He will also serve as an assistant outfield, base running and bunting coordinator. He began his coaching career in the same capacity at Burlington (R) in 2010, then coached at Kane County (A) in 2011, Wilmington (A) in 2012, Idaho Falls (R) from 2013-14 and Lexington (A) from 2015-16. Hollins, a fourth-round selection by Atlanta in 1992, played in the Majors for the Braves (1998, 2004), Dodgers (1998) and Devil Rays (2005-06). He

spent the 2007 season in Japan with the Yomiuri Giants before playing for the Omaha Royals in 2008. Hollins resides in Litchfield Park, Ariz., with his wife, Patrice. They have three children: Tahari, Ameerah and Averi.



**MASA KOYANAGI**

CERTIFIED ATHLETIC TRAINER

Masanobu Koyanagi enters his second stint as the trainer at Idaho Falls, after previous serving there from 2008-10. Now in his 12th season with the Royals, Koyanagi also served as trainer for Northwest Arkansas (2012-18) and Wilmington (2011). Prior to his time with the Royals, Koyanagi served as an athletic trainer within the Milwaukee Brewers' organization (2003-2006). Koyanagi worked for two years as an athletic training intern with Giants (2001) and Tigers (2002) organizations prior to joining Brewers in 2003. Koyanagi was

also honored to work as the athletic trainer for WBC Champion Japanese National Team in 2006 and for the Chinese National Team in 2013. Koyanagi is a graduate of Fresno State University where he earned a bachelor's of science in kinesiology. He was born and raised in Fukuoka, Japan, but moved to the US in 1993 and is currently residing in Surprise, Ariz., with his wife, Misato, and two daughters, Maria and Monami.



**JAMIE COLLINS**

STRENGTH & CONDITIONING COACH

Jamie Collins enters his first season in the Royals' organization as Idaho Falls' strength & conditioning coach. He is currently working towards his Master's of Education at Springfield College, after receiving his Bachelor's from Saint Joseph's College of Maine in 2017, where he played baseball for four seasons and was the strength coach during the 2018-19 season.

**2018 STATISTICS**

**Batting**

PLAYER	AVG	G	AB	R	H	2B	3B	HR	RBI	SAC	SF	HBP	BB	SO	SB	CS	E
Atencio, Jesus	.309	35	139	25	43	7	0	1	22	0	1	4	12	22	0	0	2
Caraballo, Jose	.293	66	280	44	82	23	3	5	48	0	1	1	15	76	2	4	6
Collado, Offerman	.273	56	227	38	62	6	3	2	33	4	3	0	25	36	9	3	20
Cox, Brady	.221	27	86	14	19	8	1	2	14	0	1	2	16	23	0	0	3
Diaz, Carlos	.435	5	23	4	10	2	0	0	3	0	0	0	0	2	0	0	2
<b>Eaton, Nathan</b>	<b>.354</b>	<b>66</b>	<b>260</b>	<b>59</b>	<b>92</b>	<b>20</b>	<b>12</b>	<b>5</b>	<b>53</b>	<b>1</b>	<b>5</b>	<b>4</b>	<b>33</b>	<b>60</b>	<b>19</b>	<b>5</b>	<b>17</b>
Fermin, Freddy	.300	3	10	3	3	1	0	0	1	0	0	0	0	2	0	0	0
Gonzalez, Julio	.218	34	124	25	27	4	3	0	19	2	1	1	16	17	3	2	5
Hutchins, Nick	.292	48	178	35	52	19	0	7	40	0	3	6	20	40	0	0	4
Isbel, Kyle	.381	25	105	27	40	10	1	4	18	0	0	0	14	17	12	3	3
James, Tyler	.312	47	199	55	62	8	2	2	20	4	0	4	29	54	38	8	2
Jaquez, Rubendy	.387	9	31	5	12	2	0	0	5	1	1	0	6	6	2	2	3
Kasser, Kyle	.357	42	171	25	61	6	0	1	29	1	1	0	13	17	1	0	5
Lopez, Raymond	.250	1	4	1	1	0	0	0	0	0	0	0	1	0	0	0	0
Marquez, Jose	.333	2	9	1	3	0	0	0	2	0	0	0	0	1	0	1	0
Martin, Andres	.288	45	153	23	44	2	5	1	21	1	1	1	16	34	10	1	0
Martin, Rudy	.265	9	34	9	9	2	1	2	9	2	2	0	6	11	0	0	1
Medina, Angel	.218	31	124	22	27	5	1	2	14	0	1	0	7	32	3	1	17
Oloque, Manny	.474	5	19	7	9	2	1	2	9	0	1	0	4	5	0	1	1
Rohlman, Reed	.286	67	262	59	75	23	3	6	56	0	1	4	38	57	3	1	3
Romero, Rafael	.750	2	4	3	3	1	0	0	1	0	0	0	0	0	0	0	0
Starling, Bubba	.500	5	8	5	4	3	0	1	4	0	0	0	5	2	0	0	0
Strong, Hunter	.336	32	119	26	40	10	2	2	21	0	1	1	16	18	3	0	0
Vallot, Chase	.262	37	145	23	38	15	0	7	28	0	0	9	14	71	0	0	1
<b>Chukars</b>	<b>.301</b>	<b>76</b>	<b>2714</b>	<b>538</b>	<b>818</b>	<b>179</b>	<b>38</b>	<b>52</b>	<b>470</b>	<b>16</b>	<b>24</b>	<b>37</b>	<b>306</b>	<b>603</b>	<b>105</b>	<b>32</b>	<b>98</b>

**Pitching**

PITCHER	W-L	ERA	G	GS	CG	SHO	SV	IP	H	R	ER	HR	HB	BB	SO	WP	BK
Bowlan, Jonathan	1-4	6.94	9	9	0	0	0	35.0	51	30	27	6	0	9	23	0	0
Bubic, Kris	2-3	4.03	10	10	0	0	0	38.0	38	25	17	2	3	19	53	2	0
Cillis, Ted	1-1	7.36	4	0	0	0	1	7.1	9	6	6	0	0	5	5	1	0
<b>Cloney, J.C.</b>	<b>9-0</b>	<b>1.93</b>	<b>9</b>	<b>9</b>	<b>0</b>	<b>0</b>	<b>0</b>	<b>56.0</b>	<b>49</b>	<b>13</b>	<b>12</b>	<b>2</b>	<b>1</b>	<b>10</b>	<b>50</b>	<b>0</b>	<b>1</b>
Duarte, Daniel	0-1	0.00	7	0	0	0	1	14.0	12	1	0	0	0	3	14	1	0
Edwards, Andrew	1-0	3.86	2	0	0	0	0	2.1	1	1	1	0	0	1	3	1	0
Eldred, C.J.	6-2	6.00	13	13	0	0	0	72.0	86	59	48	6	8	12	39	3	0
Floyd, Jordan	3-2	5.40	16	0	0	0	0	26.2	28	19	16	1	1	10	23	1	0
Garcia, Robert	0-0	1.61	10	0	0	0	3	22.1	18	5	4	1	0	8	18	1	1
Gray, Tyler	3-2	4.56	12	2	0	0	2	47.1	48	31	24	4	1	20	57	8	0
Greenlees, Stephen	0-2	7.56	11	0	0	0	0	16.2	16	16	14	0	2	15	18	5	1
Haake, Zach	0-0	1.59	2	2	0	0	0	5.2	2	1	1	0	0	2	4	0	0
Heasley, Jon	1-3	5.15	12	11	0	0	0	50.2	55	38	29	4	1	16	35	4	0
Hellinger, Jaret	2-1	4.60	17	0	0	0	4	29.1	35	20	15	3	0	6	25	5	0
James, Daniel	0-0	1.59	6	0	0	0	3	5.2	3	2	1	0	1	3	5	0	0
Kaufman, Rylan	0-0	1.80	2	2	0	0	0	5.0	2	2	1	0	0	1	7	0	0
Klein, Jackson	0-1	12.71	14	0	0	0	1	11.1	16	17	16	0	3	23	15	5	0
Luciano, Elvis	2-0	0.00	2	1	0	0	0	11.0	6	1	0	0	1	3	14	4	0
Lugo, Rito	2-0	2.01	4	4	0	0	0	22.1	19	5	5	2	1	2	30	0	1
Maldonado, Ismael	0-0	4.50	1	1	0	0	0	2.0	3	1	1	0	0	0	3	0	0
Markus, Joey	0-0	3.00	2	0	0	0	0	3.0	2	1	1	0	1	5	3	1	0
Marte, Christopher	0-0	14.85	6	0	0	0	0	6.2	15	12	11	0	0	3	2	0	0
Martinez, Marcelo	0-1	1.50	2	0	0	0	0	6.0	4	1	1	1	0	2	10	0	0
Mayes, Connor	5-2	5.52	13	11	0	0	0	62.0	81	40	38	7	2	25	52	3	1
Messier, Michael	1-0	7.20	3	0	0	0	0	5.0	5	4	4	1	0	3	6	0	0
Pena, Domingo	3-4	7.27	12	0	0	0	0	43.1	59	37	35	7	4	15	36	5	0
Ramirez, Jose	0-2	6.75	14	0	0	0	3	21.1	29	20	16	3	4	11	14	3	0
Webb, Nathan	1-2	10.42	11	1	0	0	0	38.0	54	44	44	10	0	29	36	5	0
<b>Chukars</b>	<b>43-33</b>	<b>5.24</b>	<b>76</b>	<b>76</b>	<b>0</b>	<b>4</b>	<b>18</b>	<b>666.0</b>	<b>746</b>	<b>452</b>	<b>388</b>	<b>60</b>	<b>34</b>	<b>261</b>	<b>600</b>	<b>58</b>	<b>5</b>

**BOLD** - indicates 2018 Player and Pitcher of the Year



**BURLINGTON ROYALS**

APPALACHIAN LEAGUE (ROOKIE), EAST DIVISION

**Burlington Athletic Stadium (3,000)**1450 Graham St. • Burlington, NC 27217  
(336) 222-0223 • (336) 226-2498 - FAX**2018 Results:** 25-43, 5th in East Division**General Manager:** Mikie Morrison**Assistant GM:** Taylor Cockerille**Website:** [www.burlingtonroyals.com](http://www.burlingtonroyals.com)**CHRIS WIDGER**

MANAGER

Chris Widger enters his first season as Burlington's manager, after serving as Wilmington bench coach from 2016-18. Before joining the Royals' organization, he managed the independent league Camden Riversharks in 2015 and was their pitching coach from 2012-14. A third-round pick by Seattle in the 1992 Draft, Widger played in parts of 10 seasons in the Majors with the Mariners (1995-96, 2000), Expos (1997-2000), Yankees (2002), Cardinals (2003), White Sox (2005-06) and Orioles (2006), winning a World Series with Chicago in 2005.

**CARLOS MARTINEZ**

PITCHING COACH

Carlos Martinez, in his 18th season in the Royals' organization, will serve as Burlington's pitching coach for the eighth straight season. He began his coaching career with the Royals at Salcedo in November, 2001 and coached in the Dominican Republic through 2006 before moving to Surprise for the 2007-08 seasons. Martinez coached at Idaho Falls in 2009 and at Class-A Burlington in 2010 before returning to Surprise in 2011. Martinez, a left-handed pitcher, played four seasons in the Royals' organization from 1997-2000 at Salcedo, Gulf Coast and Spokane, compiling a 13-8 record with a 4.03 ERA. Martinez and his wife, Maria, have a son, Mathew, and a daughter, Natalia. They reside in Surprise, Ariz.

**ANDY LaROCHE**

HITTING COACH

Andy LaRoche joins the Royals' organization for his first season as Burlington's hitting coach. A 39th-round pick by the Los Angeles Dodgers in 2003, LaRoche had a six-year big league career with the Dodgers (2007-08), Pittsburgh (2008-10), Oakland (2011) and Toronto (2013). He continued playing minor league affiliate ball in 2014, before playing in independent leagues from 2015-16.

**BRAD GROLEAU**

CERTIFIED ATHLETIC TRAINER

Brad Groleau is entering his first year in the Royals' organization as the trainer at Burlington. He previously served as a graduated assistant athletic trainer at the University of Nebraska Omaha from 2017-19. He has a Master's degree in exercise science from Nebraska, and a Bachelor's degree in athletic training from McKendree University. Groleau also was an intern athletic trainer with the Omaha Storm Chasers from 2017-18. He resides in Omaha, Neb.

**YANNICK PLANTE**

STRENGTH &amp; CONDITIONING COACH

Yannick Plante is entering his first season in the Royals' organization as Burlington's strength & conditioning coach. He has previously served similar roles at Crash Conditioning, with the Calgary Flames, the University of Calgary Dinos basketball team and with the Gatineau Olympiques junior hockey squad. Plante has a Master's degree in kinesiology from the University of Calgary and a Bachelor's degree in human kinetics with specialization in biophysics from the University of Ottawa. He currently lives in Calgary, Alberta.

## 2018 STATISTICS

## Batting

PLAYER	AVG	G	AB	R	H	2B	3B	HR	RBI	SAC	SF	HBP	BB	SO	SB	CS	E
Aplin, Rhett	.288	39	132	17	38	4	2	0	9	0	2	2	20	28	3	1	3
Bewley, Brhet	.285	46	151	25	43	12	1	1	11	1	1	2	27	34	7	1	7
Bradshaw, Montae	.160	38	125	10	20	5	0	0	13	1	0	9	5	27	2	2	1
Cole, Eric	.281	42	167	19	47	11	2	1	25	0	1	2	17	27	6	0	0
Emodi, Michael	.206	27	97	16	20	6	0	3	13	0	0	7	8	40	0	0	3
Fermin, Freddy	.246	47	167	28	41	9	1	2	18	1	1	2	25	15	2	1	5
Griffin, Dalton	.150	14	40	5	6	2	1	0	4	0	0	0	13	19	0	0	2
Guzman, Jeison	.283	25	106	17	30	1	1	2	8	1	0	0	12	16	14	1	10
Henry, Isaiah	.214	17	56	12	12	2	1	0	5	1	0	0	9	30	2	1	0
Hudgins, Chris	.238	37	143	19	34	11	2	5	26	0	2	2	9	39	0	0	2
Lueck, Jackson	.245	43	163	24	40	9	1	5	19	0	2	5	19	52	4	3	4
<b>Marquez, Jose</b>	<b>.301</b>	<b>59</b>	<b>229</b>	<b>47</b>	<b>69</b>	<b>14</b>	<b>5</b>	<b>7</b>	<b>35</b>	<b>2</b>	<b>2</b>	<b>4</b>	<b>16</b>	<b>49</b>	<b>9</b>	<b>4</b>	<b>8</b>
Medina, Angel	.179	14	56	8	10	1	2	1	8	0	0	0	3	22	0	1	8
Morales, Matt	.212	29	113	15	24	5	1	1	10	1	1	0	16	44	5	2	8
Negret, Juan Carlos	.224	54	201	30	45	11	1	9	32	0	3	5	13	60	3	2	3
Romero, Rafael	.233	36	120	12	28	4	0	0	14	1	0	0	12	28	1	2	7
Schultz, Colby	.244	39	127	13	31	3	2	0	22	3	1	3	16	29	3	2	6
Strong, Hunter	.143	16	56	5	8	2	0	0	3	0	0	0	4	13	2	0	0
Royals	.243	68	2249	322	546	112	23	37	275	12	16	43	244	572	63	23	88

## Pitching

PITCHER	W-L	ERA	G	GS	CG	SHO	SV	IP	H	R	ER	HR	HB	BB	SO	WP	BK
Acevedo, Randy	0-2	6.67	5	4	0	0	0	27.0	40	24	20	0	2	8	13	1	0
Alcantara, Luis	0-0	10.61	3	0	0	0	0	9.1	17	11	11	1	3	4	8	5	0
Cillis, Ted	1-1	2.25	8	0	0	0	0	16.0	7	4	4	0	0	6	18	0	0
Cox, Austin	1-1	3.78	9	9	0	0	0	33.1	29	19	14	1	1	15	51	2	0
De Leon, Jose	0-1	5.57	17	0	0	0	0	21.0	20	15	13	2	1	15	26	7	1
Dye, Josh	1-3	4.54	11	7	0	0	0	35.2	45	22	18	4	0	5	34	1	0
Estevez, Emmanuel	1-1	8.80	10	0	0	0	0	15.1	21	16	15	2	2	10	14	2	2
Garcia, Yerelmy	5-2	4.58	11	8	1	1	0	55.0	55	31	28	2	1	14	35	5	2
Gonzalez, Kelvin	0-2	4.19	11	0	0	0	1	19.1	20	13	9	2	1	7	17	3	1
Greenlees, Stephen	0-0	5.40	3	0	0	0	0	6.2	6	5	4	0	0	5	10	1	0
Hinton, Kyle	1-2	3.52	19	0	0	0	6	30.2	21	14	12	2	0	18	46	2	0
Johnson, Bryar	2-5	7.54	11	2	0	0	1	37.0	49	35	31	6	3	30	40	9	1
Lambright, Austin	0-3	4.84	16	0	0	0	1	22.1	21	16	12	0	0	27	31	8	0
Lara, Janser	0-0	10.38	2	2	0	0	0	4.1	9	6	5	0	1	3	5	2	1
Luciano, Elvis	3-5	4.66	11	11	0	0	0	56.0	55	30	29	4	6	20	56	6	0
Lynch, Daniel	0-0	1.59	3	3	0	0	0	11.1	9	3	2	0	1	2	14	0	0
Maldonado, Ismael	2-1	6.32	15	0	0	0	1	31.1	34	29	22	4	1	24	35	4	2
<b>Martinez, Marcelo</b>	<b>5-3</b>	<b>2.68</b>	<b>10</b>	<b>10</b>	<b>1</b>	<b>1</b>	<b>0</b>	<b>57.0</b>	<b>46</b>	<b>18</b>	<b>17</b>	<b>3</b>	<b>0</b>	<b>11</b>	<b>71</b>	<b>5</b>	<b>1</b>
Neuweiler, Charlie	0-1	6.30	2	2	0	0	0	10.0	13	7	7	2	1	2	10	0	0
Nunez, Andres	0-0	2.45	4	0	0	0	0	7.1	6	2	2	1	1	4	7	0	0
Schultz, Colby	0-0	0.00	1	0	0	0	0	1.0	0	0	0	0	0	0	0	0	0
Van Buren, Malcolm	0-5	8.91	10	7	0	0	0	33.1	39	34	33	7	7	31	37	10	2
Willis, Marlin	3-5	8.38	11	3	0	0	0	38.2	49	40	36	5	10	34	32	7	2
Royals	<b>25-43</b>	<b>5.32</b>	<b>68</b>	<b>68</b>	<b>2</b>	<b>6</b>	<b>10</b>	<b>579.0</b>	<b>611</b>	<b>394</b>	<b>342</b>	<b>48</b>	<b>42</b>	<b>295</b>	<b>610</b>	<b>80</b>	<b>15</b>

BOLD - indicates 2018 Player and Pitcher of the Year

**SURPRISE ROYALS**

ARIZONA LEAGUE (ROOKIE), WEST DIVISION



**Surprise Stadium (10,714)**

15946 N. Bullard Ave. • Surprise, AZ 85374  
(623) 266-8015 • (623) 226-8012 - FAX

**Press Box:** (623) 266-2330

**2018 Results:** 22-30 overall; 2nd (1st half); 6th (2nd half)

**Operations Manager:** Nick Leto



**TONY PENA JR.**

MANAGER

Tony Pena Jr., whose father managed the Royals from 2002-05, will return for his second season as manager of Surprise in 2019. Pena Jr. had an 18-year playing career, including parts of four seasons in the Majors with Atlanta (2006) and Kansas City (2007-09). He was signed by the Braves as a shortstop in 2000 and made all but one of his 327 career big league appearances in the field, but eventually converted to pitching. He last played affiliated ball with the White Sox's Triple-A team in 2013, but has also played in the Mexican League

(2014-17) and Dominican Winter League (2011-17).



**MARK DAVIS**

PITCHING COACH

Mark Davis enters his 14th year in the organization and fourth straight with Surprise, where he previously coached from 2006-10 and 2012-13. Davis was the pitching coach at Idaho Falls in 2014 and was the minor league pitching coordinator in 2011. He coached from 1999-2005 in the Arizona Diamondbacks' organization, including 2003-05 on the Major League staff, the final year and a half as the pitching coach. Davis pitched for 16 seasons in the Majors, including two and a half years with the Royals from 1990-92. He recorded 44 saves in 1989 for the San Diego Padres en route to being named the National League Cy Young Award winner. The 2009 Dick Howser Award winner resides in Scottsdale, Ariz., with his wife, Candy. They have two married daughters, Taylor Steege and Madison Lytle (she and her husband Casey are grads of the University of Kansas). They also have two sons, Logan, an infielder who played in the Royals' minor league system from 2013-15, and CJ, who plays basketball at Tennessee-Martin, and two grandchildren, Brantley and Brooklyn.



**JULIO PIMENTEL**

PITCHING COACH

Pimentel enters his second year in the Royals' organization and first as the pitching coach in Surprise. Last season, he was the pitching coach for the Dominican Royals. Prior to joining the Royals coaching staff, Pimentel played eight seasons in the minor leagues, including the 2007 on the Royals' 40-man roster, and participated in the Futures Game in 2008. He was signed as a non-drafted free agent by the Los Angeles Dodgers in 2003 out of La Romana, Dominican Republic. He makes his off season home in Wilmington,

Delaware with his wife, Shaina, and their three children: D'Angelo, Dominic and Dayanna.



**RAMON CASTRO**

HITTING COACH

Ramon Castro returns in 2019 for his second season with Surprise. He was a catcher for 13 years in the Major Leagues, including stops with the Florida Marlins (1999-2004), New York Mets (2005-2009) and Chicago White Sox (2009-11). The Puerto Rico native was a first-round pick (17th overall) by Houston in the 1994 Draft.



**WILLIE AIKENS**  
BENCH COACH

Willie Aikens enters his eighth season at Surprise, including 2015-18 and 2011-13. He also coached at Idaho Falls in 2014. Aikens played for the Royals from 1980-1983, batting .282 with 77 home runs and 297 RBI in 511 games. The eight-year Major Leaguer also played for the Angels (1977, 1979) and Blue Jays (1984-85). Aikens was at his best in the postseason for Kansas City, when he hit .400 with four home runs and eight RBI in the 1980 World Series against the Philadelphia Phillies. Aikens and his wife, Sara, reside in Kansas City, Mo. They have three daughters.



**GAVIN GROSH**  
CERTIFIED ATHLETIC TRAINER

Gavin Grosh returns for his third season with Surprise after spending the previous five years in the New York Mets' organization. While with the Mets, he spent two years at their Dominican Academy and three years working with their short season teams. He has also spent three seasons working Winter League Baseball in Venezuela with Leones del Caracas (2013-2014, 2016) and one season in Puerto Rico with Gigantes de Carolina (2015). Gavin graduated from Indiana University with a B.S. in Kinesiology working with numerous athletic teams throughout his four years in the program. He also worked as a Graduate Assistant Athletic Trainer at IPFW working primarily with the women's soccer and tennis teams. He resides in Fort Wayne, Ind. during the offseason.



**GARETH WEBBER**  
STRENGTH & CONDITIONING COACH

Gareth Webber enters his first year in the Royals' organization as Surprise's strength & conditioning coach. He has most recently served as a senior strength & conditioning specialist at the National Sports Institute of Malaysia (2017-18) and as a senior strength & conditioning coach at Hong Kong Sports Institute (2014-17). He received his Bachelor's degree in sport & exercise science and his Master's degree in exercise physiology from Loughborough University.

**2018 STATISTICS**

Batting	AVG	G	AB	R	H	2B	3B	HR	RBI	SAC	SF	HBP	BB	SO	SB	CS	E
Aplin, Rhett	.348	12	46	6	16	2	0	0	9	0	0	2	3	10	1	0	2
Bewley, B'het	.357	8	14	4	5	0	0	0	1	2	0	0	6	5	0	1	0
Diaz, Carlos	.500	3	8	2	4	0	0	0	1	0	0	0	3	2	0	0	1
Duenez, Samir	.238	7	21	1	5	2	0	1	4	0	1	0	2	7	1	0	0
El-Abour, Tarek	.000	4	6	0	0	0	0	0	0	0	0	0	0	3	0	0	0
Enodi, Michael	.100	4	10	3	1	1	0	0	1	0	1	0	5	4	0	0	0
Escalera, Alfredo	.250	10	32	6	8	1	0	1	6	0	1	0	5	5	5	0	0
Garcia, Maikel	.228	40	149	15	34	2	1	0	9	6	0	0	15	38	13	6	5
Hancock, William	.224	24	76	6	17	5	1	1	7	0	2	4	8	25	0	1	0
Henry, Isaiah	.275	24	69	9	19	2	3	0	6	1	1	0	7	30	2	1	1
Hollie, David	.225	38	129	11	29	6	2	2	19	0	1	0	12	42	4	2	2
Hughes, Gage	.208	26	96	11	20	6	2	0	7	1	1	3	6	25	5	2	4
Jackson, Kevon	.178	38	101	14	18	1	3	0	7	0	0	2	20	47	7	3	2
Jaquez, Rubenzy	.303	46	165	27	50	6	3	4	27	1	1	2	22	34	16	5	7
Lopez, Raymond	.164	42	146	14	24	5	1	0	10	5	0	1	8	55	7	3	3
Lueck, Jackson	.625	2	8	5	5	2	1	0	0	0	0	0	2	1	0	0	0
Mondesi, Paul	.250	25	72	4	18	2	0	0	5	2	0	1	2	10	2	1	3
Nacero, Kember	.209	46	172	25	36	7	1	0	11	1	0	2	17	64	5	2	10
Pineda, Hector	.246	20	57	8	14	1	0	0	1	2	1	5	15	0	0	0	5
Porter, Logan	.317	34	101	14	32	11	1	1	16	1	0	5	19	22	0	0	0
Rivera, Emmanuel	.192	7	26	4	5	0	1	0	2	0	0	0	1	6	0	0	0
Rodriguez, Ismael	.234	13	47	12	11	2	0	4	9	0	1	0	4	16	2	0	1
Schultz, Colby	.333	1	3	0	1	0	0	0	2	1	0	0	0	0	0	0	0
Smith, Isaiah	.160	9	25	4	4	0	1	1	3	0	25	0	3	5	2	1	0
Soto, Edickson	.158	24	76	6	12	1	0	0	2	0	1	0	6	20	2	1	4
Starling, Bubba	.273	4	11	3	3	0	0	3	5	0	0	1	0	4	0	0	0
Strong, Hunter	.125	3	8	2	1	0	0	0	0	0	0	2	2	1	0	0	0
Vidal, Stephen	.286	13	42	5	12	1	0	0	2	0	0	2	4	12	0	1	0
<b>Royals</b>	<b>.235</b>	<b>52</b>	<b>1716</b>	<b>221</b>	<b>404</b>	<b>66</b>	<b>21</b>	<b>18</b>	<b>175</b>	<b>23</b>	<b>12</b>	<b>29</b>	<b>187</b>	<b>508</b>	<b>75</b>	<b>30</b>	<b>59</b>

Pitching	W-L	ERA	G	GS	CG	SHO	SV	IP	H	R	ER	HR	HB	BB	SO	WP	BK
Akcinna, Adrian	0-0	4.34	12	7	0	0	0	44.2	49	32	30	4	1	30	33	4	3
Barlow, Scott	0-0	0.00	2	2	0	0	0	4.0	2	0	0	0	0	3	6	1	0
Bryant, Noah	1-1	4.80	13	0	0	0	0	15.0	14	8	8	1	1	18	11	5	0
Capellan, Delvin	1-5	5.24	13	8	0	0	0	55.0	68	36	32	8	3	11	61	0	0
Castillo, Adrian	1-2	3.27	12	0	0	0	0	22.0	20	12	8	1	2	15	18	1	2
Cillis, Ted-J	2-16	4	0	0	0	1	8.1	7	4	2	0	0	0	5	9	1	0
Cosby, Christian	2-0	3.43	13	0	0	0	2	39.1	37	17	15	0	2	14	42	4	1
Edwards, Andrew	0-2	9.53	5	2	0	0	0	5.2	9	6	6	0	0	2	9	0	0
Feliz, Darwin	0-1	19.64	4	3	0	0	0	3.2	4	8	8	0	1	7	2	0	0
Frias, Adan	2-4	4.85	12	7	0	0	0	42.2	44	26	23	4	1	29	41	2	1
Hauke, Zach	0-0	3.86	5	4	0	0	0	9.2	7	2	2	1	1	2	10	0	0
Hahn, Jesse	0-0	0.00	2	1	0	0	0	2.0	1	0	0	0	0	0	2	0	0
Hensley, Bryce	2-0	1.42	11	0	0	0	2	19.0	15	5	3	0	0	5	21	2	0
Janes, Daniel	2-0	0.73	10	0	0	0	4	12.1	12	1	1	0	0	4	17	1	0
Kaufman, Rylan	0-1	9.00	2	2	0	0	0	1.0	4	3	2	0	0	1	1	1	0
Lara, Jansser	0-0	0.00	1	1	0	0	0	1.0	2	1	1	0	0	0	1	0	0
Lugo, Rito	0-0	2.00	2	0	0	0	0	9.0	8	2	2	0	0	3	15	0	0
Morel, Yohanse	1-2	3.71	12	7	0	0	0	43.2	40	18	18	1	4	16	47	6	0
Nunez, Andres	1-0	3.12	11	0	0	0	1	17.1	13	6	6	0	2	3	20	2	0
Rosillo, Eduard	0-1	14.73	4	0	0	0	1	3.2	2	6	6	0	0	8	6	6	0
Skoglund, Eric	0-0	0.00	1	1	0	0	0	3.0	2	0	0	0	0	1	2	0	0
Wang, Chih-Ting	1-2	4.95	13	0	0	0	2	40.0	45	23	22	1	2	22	40	5	0
Zerpa, Angel	3-6	3.88	11	7	0	0	0	48.2	52	30	21	5	1	22	34	2	1
<b>Royals</b>	<b>23-30</b>	<b>4.24</b>	<b>52</b>	<b>52</b>	<b>0</b>	<b>2</b>	<b>13</b>	<b>451.2</b>	<b>457</b>	<b>246</b>	<b>213</b>	<b>26</b>	<b>24</b>	<b>211</b>	<b>448</b>	<b>43</b>	<b>7</b>

**BOLD** - indicates 2018 Player and Pitcher of the Year



The Kansas City Royals maintain a strong presence in the area of scouting and player development in Latin America, the Caribbean and Asia. The Royals' International Operations is responsible for the scouting and signing of players, in addition to assisting in the development of players, by operating a state-of-the-art complex in Guerra, Santo Domingo, in the Dominican Republic.

Originally established in 1986, the Dominican Royals received a new look in 2012 with the construction of a sports complex in Guerra, 30 minutes east of Santo Domingo, to house the franchise's Dominican Republic Academy. The two-level complex houses 72 players who will participate in the Dominican Summer League each season. On-site dormitories, a full kitchen, a classroom, computer lab, conference and recreation rooms, dining facilities, and management offices help develop the players off the field, while two and a half baseball fields meeting Major League Baseball specifications prepare the players to advance within the organization. The complex is also equipped with sheltered batting cages, weight training and laundry rooms, a clubhouse and expanded bullpens.



David Glass Family Field at the Royals' Dominican complex near Santo Domingo



Housing and office facilities at Royals' Dominican complex



## VICTOR BAEZ

DOMINICAN ACADEMY FIELD COORDINATOR

Victor Baez is in his 12th season in the Royals' organization as the Dominican Academy field coordinator in 2019. He had worked as a field coordinator for the Los Angeles Dodgers' Dominican complex from 2004-06. Prior to that, Baez served as a pitching coach for the Dodgers' Dominican League team from 2000-03. He also served the Dodgers as a player, scout and pitching coach at the rookie level. Baez was born in Santiago, Dominican Republic, but now resides in Santo Domingo, Dominican Republic.



## FABIO HERRERA

MANAGER, INTERNATIONAL OPERATIONS

Fabio Herrera enters his second season as manager of international operations in 2019, after serving as an assistant to international operations for the previous three years. He worked as an International Scout for the Major League Scouting Bureau from 2012-14. Prior to that, Herrera worked as a baseball operations assistant for Major League Baseball in their Dominican Republic's headquarters from 2009-12. He earned a degree in Industrial Engineering from the Pontificia Universidad Catolica Madre y Maestra in Santo Domingo in 2009 and a Master's degree in Management and Productivity from APEC University in Santo Domingo in 2013. Herrera resides in his native Santo Domingo, Dominican Republic, with his wife, Anna, and their son, Fabio Javier.



## DANIEL GUERRERO

ASSISTANT TO INTERNATIONAL OPERATIONS

Daniel Guerrero is in his second season in the Royals' organization as an Assistant to Latin American Operations. Guerrero worked as a player development intern for the Washington Nationals in 2017. He graduated from the University of Florida in 2016 majoring in Sport Management and minoring in Business. Guerrero resides in Melbourne, Florida and works out of Santo Domingo, D.R. He is the son of Mike Guerrero, Double A Manager for the Milwaukee Brewers and grandson of longtime scout Epy Guerrero.



## MASSIEL RODRIGUEZ

ASSISTANT TO DOMINICAN OPERATIONS

Massiel enters her second season as the Royals' Assistant to Dominican Operations, after joining the club in early 2018. She previously worked as the investigations administrative coordinator for the Major League Baseball office in Santo Domingo from 2011 to 2018. Prior to that, she served as a human resources analyst for a local call center services provider company from 2008-2011. Massiel has a Bachelor's Degree in business administration from Pontificia Universidad Catolica Madre y Maestra in Santo Domingo. She also obtained an MBA in management skills from the same university in 2018. She currently resides in her native Santo Domingo, D.R.



## JORGE GUZMAN

ASSISTANT TO DOMINICAN OPERATIONS

Jorge begins his first full season as the Royals' Assistant to Dominican Operations. He previously served as an Intern in the Royals Dominican Academy in both 2017 and 2018, assisting with the game videos, day to day operations and Cultural Initiatives, helping players with English and American Culture classes. Jorge graduated from North Central College in Naperville, Ill. earning his Bachelor's Degree in sports management. While he resides in Santo Domingo for most of the year, Jorge spends the offseason in his native Chicago, Ill.

**DOMINICAN ROYALS**

DOMINICAN SUMMER LEAGUE, NORTHWEST &amp; NORTHEAST DIVISIONS



Carretera de Guerra KM 1, La Caoba, Guerra,  
Santo Domingo, Dominican Republic  
(849) 936-4802

**2018 Results:** 36-32, 4th in DSL Northwest (Royals 1)  
25-47, 6th in DSL Northeast (Royals 2)

**Academy Administrative Asst.:** Susana Richardson

**ONIL JOSEPH**

MANAGER

Onil Joseph enters his 11th season with the Dominican Royals and first as manager. He previously served as the hitting coach (2016-18) and outfield coach (2009-15). He played eight seasons in the minor leagues, including the 2007 season in the Royals' organization. The right-handed hitter originally signed as a non-drafted free agent with the Braves in 2000. Joseph stole 146 bases over his career. He and his wife, Noemi, reside in San Pedro de Macoris, Dominican Republic.

**RAMON MARTINEZ**

MANAGER

Ramon Martinez begins his 13th season on the Dominican Royals coaching staff and third as manager (also 2013, '18). He previously served as the infield coach from 2007-12 and 2014-17. Martinez has also served as a part-time scout in the Dominican Republic, beginning in 2004. Martinez played nine seasons in the minor leagues with the Pirates and Marlins' organizations, and was on the Marlins' Major League roster from 1993-1995. His brother, Jose, pitched for several years, including four appearances for the San Diego Padres in 1994. Martinez resides in Villa Gonzalez, Dominican Republic.

**RAFAEL FELIZ**

PITCHING COACH

Rafael is in his second season in the Royals' organization as a Dominican pitching coach. Prior to joining the Royals, Feliz was a pitcher in the Houston Astros' organization from 2008-10. He resides in Santo Domingo, Dominican Republic with his wife, Wendy, and son, Issac.

**JOSE DURAN**

PITCHING COACH

Jose Duran begins his first year as Pitching Coach for the Dominican Summer League Royals. He joins the Royals after spending the last two years on his second stint with the Miami Marlins as the pitching coordinator for their Dominican Summer League affiliate. Prior to that, he served as the pitching coordinator for the DSL Yankees from 2001-2015. He also served as pitching coach for the Cincinnati Reds (1998-2000), Miami Marlins (1991-1998) and Los Angeles Dodgers (1989-1991). Duran played as a catcher for the Los Angeles Dodgers from 1985-1988, topping out at the Rookie ball level. He resides in Santo Domingo with his wife Sandra. They have four children: Darwin, Alexandra, Erika and Alvin.

**WILSON BETEMIT**

HITTING COACH

Betemit enters his second season as the Royals hitting coach at the Dominican Academy. He played 11 seasons as a third baseman, shortstop and first baseman in the Major Leagues (2001, 204-13) with seven different teams, including the 2010-11 seasons with the Royals. Wilson was signed by the Atlanta Braves as a non-drafted free agent in 1996 out of the Dominican Republic, and made his Major League debut with the Braves in 2001. Wilson resides in Santo Domingo, Dominican Republic with his wife, Maria, and their two sons Wilson Jr. and William.

**EVARISTO LANTIGUA***HITTING COACH*

Evaristo Lantigua is in his first full season as the Royals Dominican League hitting coach, after joining our staff at the end of the 2018 season. Evaristo started his career as an outfielder in the Oakland A's organization in 1990. He played for three seasons, topping out at Rookie Ball. He became an assistant hitting coach with the A's Summer League team in 1994, before managing the team in 1995 and then serving as its field coordinator from 1996-2006. He then worked for the San Diego Padres as their Dominican

field coordinator from 2007-16. He served as a hitting coach for the DSL Houston Astros in 2016. Evaristo resides in Santo Domingo with his wife, Maria and their children: Jonas, Dolphy and Nagelly.

**MIGUEL BERNARD***CATCHING COACH*

Miguel Bernard returns for his seventh season with the Royals' Dominican League team, his first at the catching coach. He was the manager from 2016-18. Bernard joined the Royals after six years in the Toronto organization, where he served as a scout and as manager for the Blue Jays' Dominican squad (2010-12). Rene Francisco, Kansas City's Vice President/Assistant General Manager of Major League and International Operations, was one of two Braves scouts who first signed Bernard in 1997. The catcher played in the

Atlanta organization through 2005, reaching Triple-A. Bernard resides in San Pedro de Macoris, Dominican Republic.

**QUILVIO VERAS***BUNTING & BASE RUNNING COACH*

Veras is in his second season as the Dominican Royals' bunting and base running coach, after serving from 2008-11 as the Royals' minor league bunting and base running coordinator. Veras played seven seasons in the Majors from 1995-2001 with the Marlins (1995-96), Padres (1997-99) and Braves (2000-01), and led the National League with 56 stolen bases as a rookie in 1995. He originally signed with the New York Mets as an undrafted free agent in 1989. He resides in Santo Domingo, Dominican Republic with

his wife, Odalis, and three children: Quilvio Alberto, Mariene and Kamil.

**SERGIO DE LUNA***ASSISTANT COACH*

Sergio De Luna enters his ninth year with the Royals Dominican Summer League team. He joined the Royals after playing one year for the Boston Red Sox as an infielder in Rookie ball. De Luna resides in El Toro, Guerra, Dominican Republic.

**PEDRO ROSARIO***ASSISTANT COACH*

Pedro enters his sixth season with the Royals' organization. He joined the Royals in 2014 after working in a baseball academy in El Toro. Rosario lives in El Toro with his wife, Pamela, and daughter, Kelsey.





**Nevan Dominguez**  
Certified Athletic Trainer



**Alessandro Bertozzo**  
Trainer



**Martin Berroa**  
Trainer



**Manuel Plaza**  
Trainer



**Jose Rosario**  
Strength &  
Conditioning Coach



**Severiano Ventura**  
Asst. Strength &  
Conditioning Coach



**Andhis Binet**  
Asst. Strength &  
Conditioning Coach

**2018 STATISTICS**

**Batting**

PLAYER	AVG	G	AB	R	H	2B	3B	HR	RBI	SAC	SF	HBP	BB	SO	SB	CS	E
Almanzar, Luis	.200	34	80	10	16	2	1	0	4	0	0	1	11	27	8	1	6
Asencio, Bryan	.228	26	79	7	18	4	0	0	2	0	0	2	8	28	3	1	0
Biegel, Dayton	.171	16	41	4	7	3	0	0	7	0	1	2	6	13	0	1	1
Camarillo, Gary	.265	55	189	22	50	6	2	1	16	0	1	3	11	43	8	7	0
Carvajal, Jean	.149	40	94	12	14	3	0	0	4	0	2	4	12	40	7	9	11
De Leon, Ruben	.158	19	38	4	6	2	0	0	1	0	0	4	7	10	4	5	6
Familia, Felix	.207	54	121	14	25	1	0	0	9	4	4	9	27	16	4	0	3
Fernandez, Guillermo	.176	17	34	6	6	1	0	0	1	1	0	1	7	4	3	1	2
Florjan, Jose	.186	51	156	17	29	6	0	2	11	1	0	3	16	58	1	2	11
Garcia, Maikel	.194	12	36	8	7	3	0	0	2	2	0	1	8	7	7	0	2
Gonzalez, Herard	.216	55	167	28	36	4	0	1	15	5	0	2	24	42	22	6	6
Hernandez, Diego	.325	10	40	7	13	0	1	0	3	0	1	1	4	4	5	3	0
Herrera, Frank	.212	48	156	9	33	6	0	0	15	1	0	2	9	32	3	3	10
Maican, Diego	.267	51	165	14	44	7	1	0	21	0	2	6	20	33	6	6	2
Martinez, Edgar	.083	5	12	0	1	0	0	0	1	0	0	0	4	6	2	0	0
Medina, Yesi	.250	3	4	0	1	1	0	0	0	0	0	0	1	0	0	0	0
Moreno, Olivber	.225	53	173	17	39	3	2	1	10	2	0	3	18	39	13	3	1
Quintana, Guillermo	.274	56	175	15	48	2	0	0	18	0	3	3	19	35	5	3	9
Ramirez, Jean	.267	17	45	5	12	1	0	0	3	0	0	1	7	8	7	2	0
Reyes, Jesus	.091	7	11	0	1	0	0	0	1	0	1	0	1	4	0	1	1
Reynoso, Reynin	.257	25	74	10	19	5	0	1	5	1	0	0	7	13	3	1	2
Rodriguez, Omar	.204	25	54	4	11	3	0	0	8	0	0	2	4	16	1	0	2
<b>Valdez, Enrique</b>	<b>.264</b>	<b>27</b>	<b>91</b>	<b>10</b>	<b>24</b>	<b>1</b>	<b>1</b>	<b>0</b>	<b>8</b>	<b>1</b>	<b>1</b>	<b>0</b>	<b>8</b>	<b>23</b>	<b>8</b>	<b>5</b>	<b>9</b>
Vargas, Randor	.188	10	32	1	6	1	0	0	2	0	0	1	3	14	3	2	0
Vicente, Warling	.048	8	21	3	1	0	0	0	0	1	0	1	3	11	2	0	0
<b>Royals 1</b>	<b>.224</b>	<b>68</b>	<b>2088</b>	<b>227</b>	<b>467</b>	<b>65</b>	<b>8</b>	<b>6</b>	<b>167</b>	<b>19</b>	<b>16</b>	<b>52</b>	<b>245</b>	<b>526</b>	<b>125</b>	<b>62</b>	<b>94</b>

**Pitching**

PITCHER	W-L	ERA	G	GS	CG	SHO	SV	IP	H	R	ER	HR	HB	BB	SO	WP	BK
Almonte, Junior	2-3	1.60	11	7	0	0	0	33.2	14	8	6	0	4	16	33	4	0
Avila, Luinder	1-2	3.18	9	2	0	0	1	22.2	15	16	8	0	1	11	20	6	0
Barroso, Luis	2-2	2.08	12	11	0	0	0	43.1	49	13	10	0	0	9	35	4	0
Benua, Carlos	0-0	0.00	1	0	0	0	0	2.1	0	0	0	0	1	1	3	0	0
Cabrera, Dauri	3-0	0.87	4	0	0	0	0	10.1	5	4	1	0	1	4	6	2	1
Cabrera, Rovaldis	0-2	2.36	9	5	0	0	0	34.1	31	12	9	0	1	8	29	2	0
Camargo, Cesar	0-1	6.75	13	2	0	0	0	17.1	18	13	13	1	2	19	13	4	0
Cepeda, Luis	1-0	1.98	10	6	0	0	0	27.1	25	6	6	1	0	9	31	0	0
Diaz, Andres	1-2	3.38	12	0	0	0	0	21.1	14	8	8	1	1	4	22	2	0
Fana, Jeisson	0-0	0.00	1	0	0	0	0	1.0	0	0	0	0	0	4	1	0	0
<b>Garcia, Heribert</b>	<b>4-2</b>	<b>0.94</b>	<b>11</b>	<b>10</b>	<b>0</b>	<b>0</b>	<b>0</b>	<b>47.2</b>	<b>19</b>	<b>7</b>	<b>5</b>	<b>1</b>	<b>2</b>	<b>7</b>	<b>44</b>	<b>4</b>	<b>0</b>
Guaba, Yordy	0-0	27.00	1	0	0	0	0	1.0	2	3	3	0	0	2	1	1	0
Jimenez, Wilmer	3-0	0.89	12	1	0	0	3	30.1	22	4	3	1	2	10	48	2	1
Lugo, Rito	0-2	1.15	4	2	0	0	0	15.2	11	5	2	0	3	4	27	2	0
Marquez, Emilio	2-0	0.61	9	0	0	0	3	14.2	9	3	1	0	1	3	20	1	0
Matos, Yonathan	0-1	4.63	8	0	0	0	1	11.2	6	7	6	1	1	6	11	3	0
Morales, Austin	2-1	3.51	14	0	0	0	1	25.2	22	11	10	0	1	7	24	2	0
Noriega, Cruz	2-4	4.18	14	3	0	0	3	32.1	33	19	15	0	4	8	30	1	0
Paulino, Anderson	1-3	7.47	8	2	0	0	0	15.2	18	15	13	0	1	10	11	3	0
Perez, Wanly	3-1	2.77	12	6	0	0	1	39.0	29	14	12	2	2	19	37	2	1
Polanco, Gustavo	0-0	1.69	3	0	0	0	0	5.1	1	3	1	0	2	3	8	1	0
Roman, Jesus	0-0	7.71	4	0	0	0	0	7.0	9	7	6	0	1	2	5	0	0
Solano, Adrian	0-3	3.91	12	1	0	0	0	23.0	24	14	10	1	5	15	22	6	0
Valenzuela, Oscar	3-0	2.95	11	0	0	0	2	21.1	14	10	7	0	1	7	8	1	0
Vasquez, Javier	0-0	4.76	6	0	0	0	0	11.1	9	6	6	0	1	8	10	3	0
Villar, Luis	4-1	1.49	12	6	0	0	0	36.1	35	14	6	0	3	6	35	1	0
Vitriago, Daniel	2-2	2.81	12	4	0	0	1	25.2	19	9	8	0	1	14	25	2	1
<b>Royals 1</b>	<b>36-32</b>	<b>2.73</b>	<b>68</b>	<b>68</b>	<b>0</b>	<b>9</b>	<b>18</b>	<b>577.1</b>	<b>453</b>	<b>231</b>	<b>175</b>	<b>9</b>	<b>42</b>	<b>216</b>	<b>559</b>	<b>59</b>	<b>4</b>

BOLD - indicates 2018 Player and Pitcher of the Year



**2018 STATISTICS**

**Batting**

PLAYER	AVG	G	AB	R	H	2B	3B	HR	RBI	SAC	SF	HBP	BB	SO	SB	CS	E
Asencio, Bryan	.237	19	76	11	18	5	0	2	11	0	2	1	3	20	1	0	0
Biegel, Daytan	.245	33	110	10	27	6	0	2	9	0	0	9	5	27	2	2	0
Carvajal, Jean	.189	10	37	5	7	0	1	0	1	0	0	1	7	14	1	1	4
Febres, Nicolas	.270	63	211	24	57	13	2	0	39	2	1	5	29	23	6	2	7
Fernandez, Guillermo	.123	26	65	3	8	1	0	0	0	0	0	1	7	17	2	2	5
Garcia, Xionel	.205	59	219	26	45	14	1	0	15	1	3	2	17	73	7	6	6
Grullon, Francis	.205	47	151	22	31	8	1	0	10	2	1	3	19	29	7	4	14
<b>Marinez, Neyfi</b>	<b>.269</b>	<b>59</b>	<b>212</b>	<b>29</b>	<b>57</b>	<b>14</b>	<b>6</b>	<b>1</b>	<b>23</b>	<b>1</b>	<b>2</b>	<b>2</b>	<b>14</b>	<b>44</b>	<b>2</b>	<b>4</b>	<b>4</b>
Martinez, Edgar	.257	50	179	29	46	9	2	0	13	4	1	5	20	43	13	13	14
Medina, Yesi	.237	21	59	6	14	3	0	0	8	1	0	0	12	9	0	1	1
Pire, Emmanuel	.224	34	116	13	26	3	0	0	8	0	1	2	7	21	2	0	8
Quintana, Guillermo	.333	1	6	0	2	0	0	0	1	0	0	0	0	1	0	0	0
Reyes, Jesus	.222	42	126	15	28	5	0	0	12	1	2	1	16	37	7	6	9
Reynoso, Reynin	.243	22	74	10	18	3	2	0	7	1	0	1	6	12	1	3	3
Rodriguez, Omar	.265	9	34	3	9	3	0	0	2	0	0	2	2	9	1	0	1
Rodriguez, Rodrigo	.168	31	95	7	16	5	0	0	6	0	0	4	8	27	0	1	7
Sanchez, Javier	.234	56	184	20	43	10	0	0	16	3	1	2	22	39	3	4	20
Valdez, Enrique	.307	26	101	14	31	4	1	0	7	1	0	2	6	23	6	4	9
Vargas, Randor	.152	16	46	3	7	1	0	1	7	0	0	1	3	27	2	1	4
Vicente, Warling	.308	56	208	43	64	8	4	0	19	1	2	7	22	52	17	10	3
<b>Royals 2</b>	<b>.240</b>	<b>72</b>	<b>2311</b>	<b>293</b>	<b>554</b>	<b>115</b>	<b>20</b>	<b>6</b>	<b>215</b>	<b>18</b>	<b>16</b>	<b>51</b>	<b>226</b>	<b>547</b>	<b>80</b>	<b>64</b>	<b>149</b>

**Pitching**

PITCHER	W-L	ERA	G	GS	CG	SHO	SV	IP	H	R	ER	HR	HB	BB	SO	WP	BK
Abreu, Brian	0-3	3.92	13	12	0	0	0	41.1	38	22	18	0	5	17	0	34	80
Almonte, Junior	0-0	7.71	1	0	0	0	0	2.1	2	6	2	0	0	4	0	1	20
Ballista, Jose	2-3	3.07	14	0	0	0	3	29.1	27	11	10	0	3	10	0	24	10
Benua, Carlos	0-1	11.25	11	0	0	0	0	12.0	15	17	15	1	5	25	0	9	80
Breton, Fraicy	0-2	5.63	8	5	0	0	0	24.0	25	18	15	2	1	11	0	18	40
<b>Cabrera, Daury</b>	<b>2-2</b>	<b>1.23</b>	<b>9</b>	<b>9</b>	<b>0</b>	<b>0</b>	<b>0</b>	<b>44.0</b>	<b>32</b>	<b>9</b>	<b>6</b>	<b>0</b>	<b>2</b>	<b>6</b>	<b>0</b>	<b>30</b>	<b>41</b>
Cabrera, Rovaldis	0-0	1.89	4	4	0	0	0	19.0	12	4	4	1	0	1	0	23	10
Castillo, Adrian	1-2	2.84	3	3	0	0	0	12.2	6	5	4	0	4	6	0	14	00
Correa, Jean	2-0	4.50	4	0	0	0	0	6.0	6	3	3	0	1	3	0	6	10
De Los Santos, Kelvin	1-1	2.77	14	0	0	0	4	26.0	26	13	8	0	2	10	0	19	70
Fana, Jeisson	0-1	7.84	5	0	0	0	0	10.1	11	12	9	0	4	12	0	6	90
Guaba, Yordy	1-1	0.46	9	2	0	0	0	19.2	11	2	1	0	2	15	0	20	22
Jimenez, Assel	0-0	1.96	10	0	0	0	0	18.1	13	6	4	1	3	10	0	19	70
Mataas, Junior	2-0	4.10	14	0	0	0	1	26.1	21	19	12	2	5	17	1	27	12
Matos, Yonathan	0-1	4.61	7	0	0	0	1	13.2	12	7	7	0	1	4	0	15	40
Medina, Victor	0-2	3.12	15	4	0	0	1	40.1	34	21	14	0	2	13	0	26	21
Mendez, Leandro	0-7	5.58	13	12	0	0	0	50.0	62	38	31	2	1	9	0	34	100
Nunez, Braulio	0-2	2.62	16	1	0	0	2	34.1	22	13	10	2	2	18	1	22	50
Ovalle, Luitly	2-3	6.43	12	1	0	0	0	21.0	22	18	15	0	1	13	0	25	80
Peralta, Dario	1-1	12.00	6	0	0	0	0	12.0	23	19	16	1	0	7	0	8	51
Pinales, Gerson	3-3	5.45	14	5	0	0	0	34.2	28	28	21	3	3	29	0	23	110
Polanco, Gustavo	5-0	7.27	11	0	0	0	0	17.1	18	17	14	1	3	16	0	14	90
Rodriguez, Diogenes	0-4	4.78	14	6	0	0	0	26.1	25	28	14	3	2	21	0	26	41
Roman, Jesus	0-1	10.12	1	1	0	0	0	2.2	4	3	3	0	0	2	0	5	10
Sanchez, Carlos	1-2	6.11	12	2	0	0	0	28.0	33	23	19	1	2	20	0	17	120
Vasquez, Javier	2-2	4.24	8	0	0	0	0	17.0	16	15	8	1	3	12	0	20	52
Vasquez, Richi	0-3	8.78	12	5	0	0	0	26.2	32	28	26	2	8	25	0	23	21
<b>Royals 2</b>	<b>25-47</b>	<b>4.50</b>	<b>72</b>	<b>72</b>	<b>0</b>	<b>3</b>	<b>12</b>	<b>615.1</b>	<b>576</b>	<b>405</b>	<b>308</b>	<b>23</b>	<b>65</b>	<b>336</b>	<b>2</b>	<b>508</b>	<b>1331</b>

**BOLD** - indicates 2018 Player and Pitcher of the Year

## 31 COMBINED LEAGUE CHAMPIONSHIPS

- current affiliates in bold

Affiliate Name	Years	Location	Class	League	Championships
Corning Royals	1968-69	Corning, N.Y.	A	New York-Penn	-
Dubuque Royals	1968	Dubuque, Iowa	A	Midwest	-
Hi-Toms	1968-69	High Point, N.C.	A	Carolina	1968
Sarasota Royals	1968, 72-78, 82-87	Sarasota, Fla.	R	Florida Instructional	-
*Omaha Royals	1969-98, 2002-10	Omaha, Neb.	AAA	American Assoc., Pacific Coast	1969, 70, 78, 90
Waterloo Hawks	1969-70	Waterloo, Iowa	A	Midwest	-
Waterloo Royals	1971-76	Waterloo, Iowa	A	Midwest	1975, 76
Winnipeg Goldeyes	1969	Winnipeg, Canada	A	Northern	-
Kingsport Royals	1969-73	Kingsport, Tenn.	R	Appalachian	1973
@Arizona Royals	1969, 2003-07	Phx, Surprise, Ariz.	R	Arizona	2003
Florida Royals	1969, 71, 81-84	Sarasota/Ft. Myers, Fla.	R	Florida Instructional/Gulf Coast	1971
Elmira Pioneers	1970-71	Elmira, N.Y.	AA	Eastern	1971
San Jose Royal-Bees	1970-74	San Jose, Calif.	A	California	-
Billings Mustangs	1970-73	Billings, Mont.	R	Pioneer	1973
Academy Royals	1971, 74	Sarasota, Fla.	R	Gulf Coast	1971
Academy Royals	1971	Sarasota, Fla.	R	Florida Instructional	-
Jacksonville Suns	1972-83	Jacksonville, Fla.	AA	Southern	-
Daytona Islanders	1977	Daytona Beach, Fla.	A	Florida State	-
Fort Myers Royals	1978-87	Fort Myers, Fla.	A	Florida State	1985
Sarasota Blues	1979-81	Sarasota, Fla.	R	Gulf Coast	-
Sarasota Golds	1979-81	Sarasota, Fla.	R	Gulf Coast	-
Charleston Royals	1980-84	Charleston, S.C.	A	South Atlantic	-
Butte Copper Kings	1982-83	Butte, Mont.	R	Pioneer	-
Memphis Chicks	1984-94	Memphis, Tenn.	AA	Southern	1991
^Eugene Emeralds	1984-94	Eugene, Ore.	A	Northwest	-
Appleton Foxes	1987-92	Appleton, Wis.	A	Midwest	-
Virginia Generals	1988	Hampton, Va.	A	Carolina	-
#Baseball City Royals	1988-92	Haines City, Fla.	A	Florida State	-
#Boardwalk Royals	1988-89	Haines City, Fla.	R	Gulf Coast	-
Salcedo Royals	1989-2006	Salcedo, D.R.	R	Summer Dominican	-
%Gulf Coast Royals	1990-2002	Davenport, Fla.	R	Gulf Coast	1992, 95
<b>Wilmington Blue Rocks</b>	<b>1993-2004, 07-current</b>	<b>Wilmington, Del.</b>	<b>A</b>	<b>Carolina</b>	<b>1994, 96, 98, 99</b>
Rockford Royals	1993-94	Rockford, Ill.	A	Midwest	-
Wichita Wranglers	1995-2007	Wichita, Kan.	AA	Texas	1999
Sultans of Springfield	1995	Springfield, Ill.	A	Midwest	-
Spokane Indians	1995-2002	Spokane, Was.	A	Northwest	1999
Lansing Lugnuts	1996-98	Lansing, Mich.	A	Midwest	1997
Omaha Golden Spikes	1999-2001	Omaha, Neb.	AAA	Pacific Coast	-
Charleston Alley Cats	1999-2000	Charleston, W. Va.	A	South Atlantic	-
Burlington Bees	1986, 2001-10	Burlington, Iowa	A	Midwest	2008
<b>Idaho Falls Chukars</b>	<b>2004-current</b>	<b>Idaho Falls, Idaho</b>	<b>R</b>	<b>Pioneer</b>	<b>2013</b>
High Desert Mavericks	2005-06	Adelanto, Calif.	A	California	-
<b>Burlington Royals</b>	<b>2007-current</b>	<b>Burlington, N.C.</b>	<b>R</b>	<b>Appalachian</b>	<b>-</b>
<b>Dominican Royals</b>	<b>2007-current</b>	<b>La Caoba Guerra</b>	<b>R</b>	<b>Summer Dominican</b>	<b>-</b>
<b>NW Arkansas Naturals</b>	<b>2008-current</b>	<b>Springdale, Ark.</b>	<b>AA</b>	<b>Texas</b>	<b>2010</b>
<b>Surprise Royals</b>	<b>2008-13, current</b>	<b>Surprise, Ariz.</b>	<b>R</b>	<b>Arizona</b>	<b>-</b>
Kane County Cougars	2011-12	Geneva, Ill.	A	Midwest	-
<b>Omaha Storm Chasers</b>	<b>2011-current</b>	<b>Omaha, Neb.</b>	<b>AAA</b>	<b>Pacific Coast League</b>	<b>2011, 13, 14</b>
<b>Lexington Legends</b>	<b>2013-current</b>	<b>Lexington, Ky.</b>	<b>A</b>	<b>South Atlantic League</b>	<b>2018</b>

\* - Entered Pacific Coast League in 1998, renamed Golden Spikes from 1999-2001, became the Storm Chasers for the 2011 season

@ - the Royals had two Arizona rookie squads in 2003, became Surprise Royals in 2008

# - Spent 1989 in Baseball City, FL

^ - Was classified as a Rookie team in 1984-85

% - Ft. Myers, Florida from 1993-98

# MINOR LEAGUE BIOS

(\*Led league, + Tied for league lead, # Combined stats led league)

## ABREU, BRIAN

RHP

HT: 6-2; WT: 194; BATS: Right; THROWS: Right

BORN: June 3, 1999 in San Francisco de Macoris, D.R.

RESIDES: San Francisco de Macoris, D.R.

OPENING DAY AGE: 19

SIGNED BY: Edis Perez

ACQUIRED: Signed as a non-drafted free agent, Nov. 10, 2016

Year	Club	W-L	ERA	G	GS	CG	SHO	SV	IP	H	R	ER	HR	HB	BB	SO	WP	BK
2017	Dominican Royals	0-1	6.26	13	0	0	0	0	27.1	26	19	19	0	7	20	16	8	0
2018	Dominican Royals	0-3	3.92	13	12	0	0	0	41.1	38	22	18	0	5	17	34	8	0
<b>Minor League Totals</b>		<b>0-4</b>	<b>4.85</b>	<b>26</b>	<b>12</b>	<b>0</b>	<b>0</b>	<b>0</b>	<b>68.2</b>	<b>64</b>	<b>41</b>	<b>37</b>	<b>0</b>	<b>12</b>	<b>37</b>	<b>50</b>	<b>16</b>	<b>0</b>

## ACEVEDO, RANDY MANUEL

RHP

HT: 6-1; WT: 155; BATS: Right; THROWS: Right

BORN: March 14, 1997 in Pimentel, D.R.

RESIDES: San Francisco de Macoris, D.R.

OPENING DAY AGE: 22

SIGNED BY: Edis Perez, Fausto Morel

ACQUIRED: Signed as a non-drafted free agent, July 4, 2014

CAREER NOTES: 2016: Ranked second in the Dominican Summer League with a 0.99 ERA... 2017: Recorded his first career complete game (7.0 IP) in his last start of the season on Aug. 30 vs. the AZL Giants.

Year	Club	W-L	ERA	G	GS	CG	SHO	SV	IP	H	R	ER	HR	HB	BB	SO	WP	BK
2015	Dominican Royals	3-5	3.15	14	11	0	0	1	60.0	54	25	21	2	8	14	28	8	1
2016	Dominican Royals	3-0	0.99	12	12	0	0	0	63.1	49	10	7	0	6	9	31	2	0
2017	Surprise (R)	4-3	3.13	8	2	1	0	0	37.1	36	19	13	2	7	13	22	7	0
	Idaho Falls (R)	0-0	6.63	5	0	0	0	1	19.0	36	17	14	0	1	6	8	0	1
2018	Burlington (R)	0-2	6.67	5	4	0	0	0	27.0	40	24	20	0	2	8	13	1	0
<b>Minor League Totals</b>		<b>10-10</b>	<b>3.27</b>	<b>44</b>	<b>29</b>	<b>1</b>	<b>0</b>	<b>2</b>	<b>206.2</b>	<b>215</b>	<b>95</b>	<b>75</b>	<b>4</b>	<b>24</b>	<b>50</b>	<b>102</b>	<b>18</b>	<b>2</b>

## ADAM, JASON KENDALL

RHP

See Major League bios, Pages 164-165

## ADAMS, DERRICK

LHP

HT: 6-3; WT: 215; BATS: Left; THROWS: Left

BORN: March 8, 1997 in Decatur, Ala.

RESIDES: Jacksonville, Ala.

OPENING DAY AGE: 22

SIGNED BY: Nick Hamilton

ACQUIRED: Selected in the 27th round of the 2018 First-Year Player Draft

CAREER NOTES: 2015: Graduated from Austin High School (Ala.), where he was named team MVP as a junior and senior...had a .350 batting average and 2.04 ERA in his high school career... 2017: Earned All-Ohio Valley Conference Second Team honors after recording career highs in innings (85.2) and strikeouts (94)...had a 1.90 ERA with 25 strikeouts in 28.1 innings across 14 appearances with Falmouth in the Cape Cod League... 2018: Named preseason All-Ohio Valley Conference before making 15 starts as a junior at Jacksonville State.

Year	Club	W-L	ERA	G	GS	CG	SHO	SV	IP	H	R	ER	HR	HB	BB	SO	WP	BK
(2019 will be his first year in professional baseball)																		

## ALCANTARA, ADRIAN

RHP

HT: 6-1; WT: 178; BATS: Right; THROWS: Right

BORN: Aug. 29, 1999 in Santo Domingo, D.R.

RESIDES: Santo Domingo, D.R.

OPENING DAY AGE: 19

SIGNED BY: Edis Perez

ACQUIRED: Signed as a non-drafted free agent, March 6, 2017

CAREER NOTES: 2017: Tied for the team lead with three saves, including a 3.1-scoreless-inning save on Aug. 5 at DSL Astros Blue, in which he struck out a career-high seven of 12 batters faced, allowing just one hit and one walk.

Year	Club	W-L	ERA	G	GS	CG	SHO	SV	IP	H	R	ER	HR	HB	BB	SO	WP	BK
2017	Dominican Royals	3-2	2.38	13	0	0	0	3	34.0	24	12	9	1	3	14	33	8	0
2018	Surprise (R)	1-1	6.04	12	7	0	0	0	44.2	49	32	30	4	4	30	33	4	2
<b>Minor League Totals</b>		<b>4-3</b>	<b>4.46</b>	<b>25</b>	<b>7</b>	<b>0</b>	<b>0</b>	<b>3</b>	<b>78.2</b>	<b>73</b>	<b>44</b>	<b>39</b>	<b>5</b>	<b>7</b>	<b>44</b>	<b>66</b>	<b>12</b>	<b>2</b>

## ALMANZAR, LUIS

INF

HT: 6-1; WT: 170; BATS: Switch; THROWS: Right

BORN: May 11, 1999 in Bani, D.R.

RESIDES: Peravia, D.R.

OPENING DAY AGE: 19

ACQUIRED: Signed as a minor league free agent, June 15, 2018

CAREER NOTES: 2015: Signed by Oakland as a non-drafted free agent, Oct. 26.

Year	Club	AVG	G	AB	R	H	2B	3B	HR	RBI	SH	SF	HP	BB	SO	SB	CS	E
2016	Dominican Athletics	.214	48	154	13	33	4	3	0	17	2	2	3	14	35	2	1	24
2017	Dominican Athletics	.256	47	156	23	40	6	2	0	14	1	1	4	14	25	5	6	14
2018	Dominican Royals	.192	33	78	9	15	2	1	0	4	0	0	1	11	26	7	1	6
<b>Minor League Totals</b>		<b>.227</b>	<b>128</b>	<b>388</b>	<b>45</b>	<b>88</b>	<b>12</b>	<b>6</b>	<b>0</b>	<b>35</b>	<b>3</b>	<b>3</b>	<b>8</b>	<b>39</b>	<b>86</b>	<b>14</b>	<b>8</b>	<b>44</b>

**ALMONTE, JUNIOR**

**RHP**

HT: 6-1; WT: 175; BATS: Right; THROWS: Right  
RESIDES: Cotui, D.R.  
SIGNED BY: Edis Perez

BORN: April 10, 2000 in Cotui, D.R.  
OPENING DAY AGE: 18

ACQUIRED: Signed as a non-drafted free agent, April 5, 2018

CAREER NOTES: 2018: Held opponents to two runs or fewer in all 11 appearances with Dominican Royals 1, including one run or fewer in six of his seven starts, including four scoreless starts.

Year	Club	W-L	ERA	G	GS	CG	SHO	SV	IP	H	R	ER	HR	HB	BB	SO	WP	BK
2018	Dominican Royals 1	2-3	1.60	11	7	0	0	0	33.2	14	8	6	0	4	16	33	4	0
	Dominican Royals 2	0-0	7.71	1	0	0	0	0	2.1	2	6	2	0	0	4	1	2	0
<b>Minor League Totals</b>		<b>2-3</b>	<b>2.00</b>	<b>12</b>	<b>7</b>	<b>0</b>	<b>0</b>	<b>0</b>	<b>36.0</b>	<b>16</b>	<b>14</b>	<b>8</b>	<b>0</b>	<b>4</b>	<b>20</b>	<b>34</b>	<b>6</b>	<b>0</b>

**APLIN, RHETT**

**1B**

HT: 6-2; WT: 220; BATS: Left; THROWS: Left  
RESIDES: Orange Park, Fla.  
SIGNED BY: Jim Buckley

BORN: Oct. 10, 1995 in Fleming Island, Fla.  
OPENING DAY AGE: 23

ACQUIRED: Selected in the 28th round of the 2018 First-Year Player Draft

CAREER NOTES: 2014: Graduated from Fleming Island High School (Fla.), where he was named the 7A Player of the Year as a senior... 2015-16: Attended Seminole State College of Florida before transferring to Florida State University... 2017: Hit .322 as a junior, his first year at Florida State... suffered a broken foot rounding first base in May, but returned to pinch-hit in the team's final game of the College World Series against LSU in June... 2018: Hit .301/.440/.491 with a Florida State team-high-tying 18 doubles in 60 games.

Year	Club	AVG	G	AB	R	H	2B	3B	HR	RBI	SH	SF	HP	BB	SO	SB	CS	E
2018	Burlington (R)	.288	39	132	17	38	4	2	0	9	0	2	2	20	28	3	1	3
	Surprise (R)	.348	12	46	6	16	2	0	0	9	0	0	2	3	10	1	0	2
<b>Minor League Totals</b>		<b>.303</b>	<b>51</b>	<b>178</b>	<b>23</b>	<b>54</b>	<b>6</b>	<b>2</b>	<b>0</b>	<b>18</b>	<b>0</b>	<b>2</b>	<b>4</b>	<b>23</b>	<b>38</b>	<b>4</b>	<b>1</b>	<b>5</b>

**ARAGENA, RICKY JR.**

**INF**

HT: 5-8; WT: 160; BATS: Switch; THROWS: Right  
RESIDES: San Francisco de Macoris, D.R.  
SIGNED BY: Fausto Morel

BORN: Oct. 2, 1997 in San Francisco de Macoris, D.R.  
OPENING DAY AGE: 21

ACQUIRED: Signed as a non-drafted free agent, July 3, 2014

CAREER NOTES: 2015: Rated by Baseball America as 16th-best prospect in the Arizona League... 2017: Last played on June 26 and was placed on the 7-day DL on July 8 with a right thumb injury.

Year	Club	AVG	G	AB	R	H	2B	3B	HR	RBI	SH	SF	HP	BB	SO	SB	CS	E
2015	Surprise (R)	.294	26	109	14	32	2	2	0	9	6	0	0	2	21	8	3	13
2016	Idaho Falls (R)	.251	61	267	44	67	8	4	1	33	10	1	2	17	53	17	8	38
2017	Lexington (A)	.139	30	108	5	15	1	0	0	7	5	1	0	0	34	3	5	9
	Idaho Falls (R)	.385	6	26	10	10	1	1	2	7	1	0	0	4	5	1	0	6
2018	Lexington (A)	.261	95	303	46	79	10	0	3	40	11	4	4	21	61	17	6	16
<b>Minor League Totals</b>		<b>.250</b>	<b>218</b>	<b>813</b>	<b>119</b>	<b>203</b>	<b>22</b>	<b>7</b>	<b>6</b>	<b>96</b>	<b>33</b>	<b>6</b>	<b>6</b>	<b>44</b>	<b>174</b>	<b>46</b>	<b>22</b>	<b>52</b>

**ARTEAGA, HUMBERTO JOSE**

**INF**

See Major League bios, Pages 166-167

**ASENCIO, BRYAN**

**OF**

HT: 6-1; WT: 183; BATS: Right; THROWS: Right  
RESIDES: San Cristobal, D.R.  
SIGNED BY: Edis Perez

BORN: Feb. 27, 2001 in Santo Domingo Centro, D.R.  
OPENING DAY AGE: 18

ACQUIRED: Signed as a non-drafted free agent, July 7, 2017

Year	Club	AVG	G	AB	R	H	2B	3B	HR	RBI	SH	SF	HP	BB	SO	SB	CS	E
2018	Dominican Royals 2	.237	19	76	11	18	5	0	2	11	0	2	1	3	20	1	0	0
	Dominican Royals 1	.228	26	79	7	18	4	0	0	2	0	0	2	8	28	3	1	0
<b>Minor League Totals</b>		<b>.232</b>	<b>45</b>	<b>155</b>	<b>18</b>	<b>36</b>	<b>9</b>	<b>0</b>	<b>2</b>	<b>13</b>	<b>0</b>	<b>2</b>	<b>3</b>	<b>11</b>	<b>48</b>	<b>4</b>	<b>1</b>	<b>0</b>

**ATENCIO, JESUS ALBERTO**

**C**

HT: 5-10; WT: 165; BATS: Right; THROWS: Right  
RESIDES: Cabudare, Venezuela  
SIGNED BY: Alberto Garcia, Richard Castro

BORN: Aug. 22, 1996 in Barquisimeto, Venezuela  
OPENING DAY AGE: 22

ACQUIRED: Signed as a non-drafted free agent, Sept. 20, 2012

Year	Club	AVG	G	AB	R	H	2B	3B	HR	RBI	SH	SF	HP	BB	SO	SB	CS	E
2013	Dominican Royals	.210	33	100	8	21	2	2	0	6	3	0	2	11	10	0	2	3
2014	Dominican Royals	.211	33	90	9	19	2	0	0	7	2	2	1	14	16	0	0	5
2015	Dominican Royals	.241	48	162	13	39	7	0	0	18	2	1	2	21	16	0	0	9
2016	Surprise (R)	.154	13	26	2	4	1	0	0	2	1	0	1	4	7	0	0	0
2017	Burlington (R)	.306	33	121	14	37	6	1	1	14	2	2	2	6	24	0	0	3
2018	Idaho Falls (R)	.309	35	139	25	43	7	0	1	22	0	1	4	12	22	0	0	2
<b>Minor League Totals</b>		<b>.255</b>	<b>195</b>	<b>638</b>	<b>71</b>	<b>163</b>	<b>25</b>	<b>3</b>	<b>2</b>	<b>69</b>	<b>10</b>	<b>6</b>	<b>12</b>	<b>68</b>	<b>95</b>	<b>0</b>	<b>3</b>	<b>22</b>



**AVILA, LUINDER**

**RHP**

HT: 6-3; WT: 170; BATS: Right; THROWS: Right  
 RESIDES: Caracas, Ven.  
 SIGNED BY: Jose Figuera & Joelvis Gonzalez  
 ACQUIRED: Signed as a non-drafted free agent, March 3, 2018

BORN: Aug. 21, 2001 in Caracas, Ven.  
 OPENING DAY AGE: 17

Year	Club	W-L	ERA	G	GS	CG	SHO	SV	IP	H	R	ER	HR	HB	BB	SO	WP	BK
2018	Dominican Royals	1-2	3.18	9	2	0	0	1	22.2	15	16	8	0	1	11	20	6	0

**BAILEY, DAVID DEWITT (HOMER)**

**RHP**

See Major League bios, Pages 168-171

**BALLISTA, JOSE**

**RHP**

HT: 5-10; WT: 168; BATS: Right; THROWS: Right  
 RESIDES: Valverde, D.R.  
 SIGNED BY: Fausto Morel  
 ACQUIRED: Signed as a non-drafted free agent, July 4, 2017

BORN: Sept. 4, 2000 in Valverde, D.R.  
 OPENING DAY AGE: 18

Year	Club	W-L	ERA	G	GS	CG	SHO	SV	IP	H	R	ER	HR	HB	BB	SO	WP	BK
2018	Dominican Royals	2-3	3.07	14	0	0	0	3	29.1	27	11	10	0	3	10	24	1	0

**BECKWITH, ANDREW**

**RHP**

HT: 6-0; WT: 180; BATS: Right; THROWS: Right  
 RESIDES: Blythewood, S.C.  
 SIGNED BY: Joel Matthews

BORN: March 22, 1995 in Blythewood, S.C.  
 OPENING DAY AGE: 24

ACQUIRED: Selected in the 32nd round of the 2017 First-Year Player Draft  
 CAREER NOTES: **2013:** Graduated from Blythewood High School (S.C.), where he twice earned First-Team All-State honors and led his school to a 27-7 record and a AAAA State Championship appearance as a senior. **2014:** Attended Coastal Carolina, where as a freshman he set a school Division I ERA record with a 1.33 mark in a team-high 29 appearances. **2016:** Led the NCAA in wins, going 15-1 with a 1.85 ERA in 26 appearances (10 starts)...earned three wins in three starts (two complete games) in the College World Series, posting a 0.76 ERA en route to being named the College World Series' Most Outstanding Player. **2017:** Named one of 55 players on the Golden Spikes Award Watch List in February, the annual award given to the country's top amateur player...went 1-0 with three saves and a 0.66 ERA (1 ER in 13.2 IP) over his last six appearances with Idaho Falls...**2018:** Led Royals farmhands (min. 60 IP) with a 1.75 ERA (12 ER in 61.2 IP).

Year	Club	W-L	ERA	G	GS	CG	SHO	SV	IP	H	R	ER	HR	HB	BB	SO	WP	BK
2017	Surprise (R)	0-0	10.13	3	0	0	0	0	2.2	5	3	3	0	1	2	2	0	1
	Idaho Falls (R)	1-0	2.55	13	0	0	0	4	24.2	27	7	7	0	2	8	30	3	0
2018	Wilmington (A+)	1-0	1.42	11	0	0	0	0	12.2	15	3	2	0	1	1	11	0	0
	Lexington (A)	3-1	1.84	25	0	0	0	2	49.0	33	17	10	3	4	13	43	1	0
<b>Minor League Totals</b>		<b>5-1</b>	<b>2.22</b>	<b>52</b>	<b>0</b>	<b>0</b>	<b>0</b>	<b>6</b>	<b>89.0</b>	<b>80</b>	<b>30</b>	<b>22</b>	<b>3</b>	<b>8</b>	<b>24</b>	<b>86</b>	<b>4</b>	<b>1</b>

**BENDER, ANTHONY**

**RHP**

HT: 6-4; WT: 205; BATS: Right; THROWS: Right  
 RESIDES: Petaluma, Calif.  
 SIGNED BY: Josh Hallgren

BORN: Feb. 3, 1995 in Petaluma, Calif.  
 OPENING DAY AGE: 24

ACQUIRED: Selected in the 20th round of the 2016 First-Year Player Draft  
 CAREER NOTES: **2014:** Graduated from Casa Grande High School (Calif.)...**2015-16:** Attended Santa Rosa Junior College...**2017:** Made his first 14 appearances in relief, before joining the starting rotation on July 16...his first two starts were scoreless outings of 4.0 innings and 6.0 innings (4 hits, 3 walks, 10 strikeouts), earning South Atlantic League Pitcher of the Week honors...had a 3.33 ERA (17 ER in 46.0 IP) in nine starts and a 4.88 ERA (17 ER in 31.1 IP) in 15 relief appearances...**2018:** Won four consecutive appearances (3 starts) from June 2-21, before being moved to the bullpen for the rest of the season, a stretch in which he posted a 1.37 ERA (4 ER in 26.1 IP) in 15 outings.

Year	Club	W-L	ERA	G	GS	CG	SHO	SV	IP	H	R	ER	HR	HB	BB	SO	WP	BK
2016	Surprise (R)	2-0	3.03	9	5	0	0	2	32.2	31	15	11	0	1	4	32	4	0
2017	Lexington (A)	5-5	3.93	23	8	0	0	4	73.1	69	35	32	9	1	20	74	6	0
	Wilmington (A+)	0-1	4.50	1	1	0	0	0	4.0	5	3	2	0	0	2	3	1	0
2018	Wilmington (A+)	6-3	3.57	30	9	0	0	1	93.1	91	41	37	7	4	38	54	5	0
<b>Minor League Totals</b>		<b>13-9</b>	<b>3.63</b>	<b>63</b>	<b>23</b>	<b>0</b>	<b>0</b>	<b>7</b>	<b>203.1</b>	<b>196</b>	<b>94</b>	<b>82</b>	<b>16</b>	<b>6</b>	<b>64</b>	<b>163</b>	<b>16</b>	<b>0</b>

**BEWLEY, BRHET**

**INF**

HT: 5-11; WT: 182; BATS: Right; THROWS: Right  
 RESIDES: Winchester, Calif.  
 SIGNED BY: Colin Gonzales

BORN: Jan. 30, 1997 in Temecula, Calif.  
 OPENING DAY AGE: 22

ACQUIRED: Selected in the 32nd round of the 2018 First-Year Player Draft  
 CAREER NOTES: **2015:** Graduated from Chaparral High School (Calif.)...**2017:** Finished his sophomore season at the University of San Diego with a 17-game on-base streak...**2018:** Led San Diego with eight HR and 44 RBI as a junior and hit .291 in 55 games.

Year	Club	AVG	G	AB	R	H	2B	3B	HR	RBI	SH	SF	HP	BB	SO	SB	CS	E
2018	Burlington (R)	.285	46	151	25	43	12	1	11	1	1	1	2	27	34	7	1	7
	Surprise (R)	.357	8	14	4	5	0	0	0	1	2	0	0	6	5	0	1	0
<b>Minor League Totals</b>		<b>.291</b>	<b>54</b>	<b>165</b>	<b>29</b>	<b>48</b>	<b>12</b>	<b>1</b>	<b>11</b>	<b>2</b>	<b>3</b>	<b>1</b>	<b>2</b>	<b>33</b>	<b>39</b>	<b>7</b>	<b>1</b>	<b>7</b>

**BOWLAN, JONATHAN**

**RHP**

HT: 6-6; WT: 262; BATS: Right; THROWS: Right  
 RESIDES: Arlington, Tenn.  
 SIGNED BY: Travis Ezi

BORN: Dec. 1, 1996 in Arlington, Tenn.  
 OPENING DAY AGE: 22

ACQUIRED: Selected in the second round of the 2018 First-Year Player Draft  
 CAREER NOTES: 2015: Graduated from Bartlett High School (Tenn.), where he was named Male Athlete of the Year as a senior...2018: Posted a 3.71 ERA (35 ER in 85 IP) with 104 strikeouts in 14 starts for the University of Memphis as a junior...struck out a school-record and a 2018 Division I-best 18 batters in a complete game win (2 ER in 9 IP) at South Florida on April 28...his father, Mark, threw the lone perfect game in the history of the University of Memphis and pitched for two seasons in the Cardinals' organization.

Year	Club	W-L	ERA	G	GS	CG	SHO	SV	IP	H	R	ER	HR	HB	BB	SO	WP	BK
2018	Idaho Falls (R)	1-4	6.94	9	9	0	0	0	35.0	51	30	27	6	0	9	23	0	0

**BRADSHAW, MONTAE**

**OF**

HT: 5-10; WT: 170; BATS: Right; THROWS: Right  
 RESIDES: Prince George, Va.  
 SIGNED BY: Joel Matthews

BORN: April 29, 1996  
 OPENING DAY AGE: 22

ACQUIRED: Selected in the 38th round of the 2017 First-Year Player Draft  
 CAREER NOTES: 2017: Hit .322 for Patrick Henry Community College (Va.) and led Region X with 27 stolen bases...was committed to transfer to Presbyterian College (S.C.) before being selected by Kansas City in the 38th round...son of Royals hitting coach Terry Bradshaw, who played in the Majors with St. Louis in 1995-96.

Year	Club	AVG	G	AB	R	H	2B	3B	HR	RBI	SH	SF	HP	BB	SO	SB	CS	E
2017	Surprise (R)	.241	28	87	13	21	3	1	0	11	6	3	2	8	17	0	0	2
2018	Burlington (R)	.160	38	125	10	20	5	0	0	13	1	0	9	5	27	2	2	1
<b>Minor League Totals</b>		<b>.193</b>	<b>66</b>	<b>212</b>	<b>23</b>	<b>41</b>	<b>8</b>	<b>1</b>	<b>0</b>	<b>24</b>	<b>7</b>	<b>3</b>	<b>11</b>	<b>13</b>	<b>44</b>	<b>2</b>	<b>2</b>	<b>3</b>

**BRETON, FRAICY**

**LHP**

HT: 6-3; WT: 196; BATS: Left; THROWS: Left  
 RESIDES: Santo Domingo Este, D.R.  
 SIGNED BY: Edis Perez

BORN: June 10, 2001 in Santo Domingo Centro, D.R.  
 OPENING DAY AGE: 17

ACQUIRED: Signed as a non-drafted free agent, June 14, 2018

Year	Club	W-L	ERA	G	GS	CG	SHO	SV	IP	H	R	ER	HR	HB	BB	SO	WP	BK
2018	Dominican Royals 2	0-2	5.63	8	5	0	0	0	24.0	25	18	15	2	1	11	18	4	0

**BRICKHOUSE, WILLIAM (BRYAN)**

**RHP**

HT: 6-0; WT: 212; BATS: Right; THROWS: Right  
 RESIDES: The Woodlands, Texas  
 SIGNED BY: Brian Rhees

BORN: June 6, 1992 in Charlotte, N.C.  
 OPENING DAY AGE: 26

ACQUIRED: Selected in the third round of the 2011 First-Year Player Draft  
 CAREER NOTES: 2011: Graduated from The Woodlands High School (Texas), where he went 7-2 with a 1.08 ERA and 129 strikeouts in 72.0 innings as a senior after being named second team Rawlings Preseason All-American...also named All-Greater Houston Pitcher of the Year and an Under Armour All-American...bypassed an opportunity to pitch at the University of North Carolina by signing with the Royals...was a high school teammate of Jameson Taillon, the second overall pick in the 2010 draft...his grandfather, Norman Brickhouse, was a catcher at North Carolina State...2013: Missed the second half of the season with a right elbow strain...2014: Made just nine appearances during a rehab stint at Idaho Falls, missing most of the season due to injury...2015: Recorded just 15.1 innings due to injury...made one appearance for the Surprise Saguaros of the Arizona Fall League...2016-17: Didn't pitch due to injury...2018: Returned following a two-year absence and recorded 14 saves in 27 appearances with Wilmington, third most among Royals farmhands and fourth most in the Carolina League...twelve of those 14 saves came in his first 19 outings (16 of which were scoreless), which earned him Carolina League midseason All-Star honors.

Year	Club	W-L	ERA	G	GS	CG	SHO	SV	IP	H	R	ER	HR	HB	BB	SO	WP	BK
2012	Idaho Falls (R)	0-0	37.80	1	1	0	0	0	1.2	5	7	7	1	0	3	1	1	0
	Kane County (A)	3-3	5.61	10	10	0	0	0	51.1	50	39	32	3	4	23	40	6	1
2013	Kane County (A)	4-4	2.25	11	11	0	0	0	60.0	54	20	15	3	3	21	49	3	0
2014	Idaho Falls (R)	1-2	4.88	9	8	0	0	0	27.2	30	18	15	3	2	10	22	8	1
2015	Surprise (R)	0-0	2.84	4	4	0	0	0	6.1	5	2	2	1	0	6	7	1	0
	Idaho Falls (R)	0-0	3.00	3	3	0	0	0	9.0	5	3	3	1	0	5	6	1	0
2016	(Injured - Did Not Pitch)																	
2017	(Injured - Did Not Pitch)																	
2018	NW Arkansas (AA)	0-5	11.81	11	0	0	0	0	10.2	18	18	14	5	0	12	11	3	1
	Wilmington (A+)	1-0	1.99	27	0	0	0	14	31.2	11	7	7	0	1	19	39	3	0
<b>Minor League Totals</b>		<b>9-14</b>	<b>4.31</b>	<b>76</b>	<b>37</b>	<b>0</b>	<b>0</b>	<b>14</b>	<b>198.1</b>	<b>178</b>	<b>114</b>	<b>95</b>	<b>17</b>	<b>10</b>	<b>99</b>	<b>175</b>	<b>26</b>	<b>3</b>

**BRONTSEMA, JOHN ALEXANDER**

**INF**

HT: 6-2; WT: 185; BATS: Right; THROWS: Right  
 RESIDES: Santa Barbara, Calif.  
 SIGNED BY: Colin Gonzales

BORN: Dec. 13, 1994 in Santa Barbara, Calif.  
 OPENING DAY AGE: 24

ACQUIRED: Selected in the 26th round of the 2016 First-Year Player Draft  
 CAREER NOTES: 2013: Graduated from Santa Barbara High School (Calif.)...2014: Attended the University of California Irvine, going to the College World Series as a freshman...2016: Hit .289/.364/.389 with 35 runs in 47 games as the junior shortstop at UC Irvine... ranked second in the Arizona League in batting average, and third in hits and on-base percentage, earning Arizona League Postseason All-Star honors...last name is pronounced BRONT-sim-ah.

Year	Club	AVG	G	AB	R	H	2B	3B	HR	RBI	SH	SF	HP	BB	SO	SB	CS	E
2016	Surprise (R)	.343	47	175	34	60	9	1	0	24	0	3	4	13	30	9	4	19
	Wilmington (A+)	.250	3	12	1	3	0	0	0	0	0	0	0	0	3	0	0	0
2017	Lexington (A)	.323	52	161	31	52	12	1	4	21	0	2	10	17	41	6	2	13
	Wilmington (A+)	.226	22	62	5	14	2	0	1	2	1	0	0	5	19	0	1	5
2018	NW Arkansas (AA)	.229	37	109	17	25	5	1	2	10	0	1	5	8	31	5	1	2
	Wilmington (A+)	.250	4	12	2	3	0	0	0	0	0	0	0	4	4	0	1	1
<b>Minor League Totals</b>		<b>.296</b>	<b>165</b>	<b>531</b>	<b>90</b>	<b>157</b>	<b>28</b>	<b>3</b>	<b>7</b>	<b>57</b>	<b>1</b>	<b>6</b>	<b>19</b>	<b>47</b>	<b>128</b>	<b>20</b>	<b>9</b>	<b>40</b>

**BRYANT, NOAH**

**RHP**

HT: 6-3; WT: 200; BATS: Right; THROWS: Right  
 RESIDES: Camilia, Ga.  
 SIGNED BY: Nick Hamilton

BORN: Oct. 15, 1998 in Bainbridge, Ga.  
 OPENING DAY AGE: 20

ACQUIRED: Selected in the 17th round of the 2018 First-Year Player Draft  
 CAREER NOTES: 2017: Graduated from Bainbridge High School (Ga.)...committed to the University of North Georgia, but transferred to Georgia Highlands instead.

Year	Club	W-L	ERA	G	GS	CG	SHO	SV	IP	H	R	ER	HR	HB	BB	SO	WP	BK
2018	Surprise (R)	1-1	4.80	13	0	0	0	0	15.0	14	8	8	1	1	18	11	5	0

**BUBIC, KRIS**

**LHP**

HT: 6-3; WT: 220; BATS: Left; THROWS: Left  
 RESIDES: Cupertino, Calif.  
 SIGNED BY: Josh Hallgren

BORN: Aug. 19, 1997 in Cupertino, Calif.  
 OPENING DAY AGE: 21

ACQUIRED: Selected in the first round of the 2018 First-Year Player Draft  
 CAREER NOTES: 2015: Graduated from Archbishop Mitty High School (Calif.)...2017: Named Cape Cod League Pitcher of the Year, after going 4-1 with a 1.65 ERA with 41 strikeouts in 32.2 innings with an opponents' average of .198...also named *Perfect Game/Rawlings* Summer Collegiate Baseball All-American...2018: Named one of 40 players on the Golden Spikes Awards midseason Watch List, the award that honors the top amateur player in the country...went 8-1 with a 2.62 ERA (25 ER in 86 IP) with 101 strikeouts in 15 starts as a junior for Pac-12 champion Stanford...named All-Pac-12 with the third-most strikeouts and fifth-best ERA in the league...allowed just one run on three hits with 10 strikeouts over 7.0 innings in a 2-1 loss in an NCAA regional against Cal State Fullerton...his father and mother's parents were born in Croatia...majored in communications at Stanford and aspires to be a color commentator...last name is pronounced boo-bich...struck out 53 batters in 38 innings in his professional debut (12.6 K/9), including a career-high 10 on Aug. 1 at Orem and Aug. 15 at Billings.

Year	Club	W-L	ERA	G	GS	CG	SHO	SV	IP	H	R	ER	HR	HB	BB	SO	WP	BK
2018	Idaho Falls (R)	2-3	4.03	10	10	0	0	0	38.0	38	25	17	2	3	19	53	2	0

**BURT, DAWON JAMARCUS NORMAN (D.J.)**

**INF**

HT: 5-9; WT: 160; BATS: Right; THROWS: Right  
 RESIDES: Fuquay-Varina, N.C.  
 SIGNED BY: Casey Fahy

BORN: Oct. 13, 1995 in Raleigh, N.C.  
 OPENING DAY AGE: 23

ACQUIRED: Selected in the fourth round of the 2014 First-Year Player Draft  
 CAREER NOTES: 2014: Graduated from Fuquay-Varina High School (N.C.), where he hit .423 as a senior...committed to Marianna Chipola Junior College (Fla.) before signing with the Royals...2015: Ranked among Pioneer League leaders in sacrifice hits (first), runs and walks (third) and triples (tied for third) in his first full season...reached safely in 59 of his 62 starts with Idaho Falls, including his last 54 starts...ended the season on an 11-game hitting streak...2016: Ranked tied for second in the South Atlantic League in stolen bases and fourth in runs...2017: Limited to 103 games after missing the last month of the season with a left wrist injury...still ranked fifth in the Carolina League with 32 stolen bases, one shy of Amalani Fukufuka for most among Royals farmhands...2018: Ranked among Carolina League leaders in: sacrifice hits (1st), runs (4th), tripled (tied for 4th), on-base percentage (.367, 5th) and batting average (.8th)...earned league midseason and postseason All-Star honors for the first time in his career...played 39 games for Melbourne in the Australian Baseball League and hit .338/.437/.466 (45-for-133) with a league-leading 18 stolen bases and ranked seventh in batting average.

Year	Club	AVG	G	AB	R	H	2B	3B	HR	RBI	SH	SF	HP	BB	SO	SB	CS	E
2014	Burlington (R)	.215	49	144	17	31	1	0	2	9	0	1	3	15	25	7	3	7
2015	Idaho Falls (R)	.290	65	248	56	72	6	8	1	28	*10	2	3	40	58	20	7	18
2016	Lexington (A)	.257	125	474	74	122	16	5	4	59	5	5	7	51	108	43	17	20
2017	Wilmington (A+)	.227	103	365	52	83	19	5	0	29	7	4	5	64	101	32	13	15
2018	Wilmington (A+)	.280	111	410	72	115	14	7	3	46	+12	5	0	59	98	*32	10	11
<b>Minor League Totals</b>		<b>.258</b>	<b>453</b>	<b>1641</b>	<b>271</b>	<b>423</b>	<b>56</b>	<b>25</b>	<b>10</b>	<b>171</b>	<b>34</b>	<b>17</b>	<b>18</b>	<b>229</b>	<b>390</b>	<b>134</b>	<b>50</b>	<b>71</b>

**CABRERA, DAURY**

**RHP**

HT: 6-4; WT: 190; BATS: Right; THROWS: Right  
 RESIDES: Santiago, D.R.  
 SIGNED BY: Fausto Morel

BORN: Oct. 23, 2000 in Santiago, D.R.  
 OPENING DAY AGE: 18

ACQUIRED: Signed as a non-drafted free agent, April 6, 2018

CAREER NOTES: 2018: Five of his nine starts were scoreless, including three straight from July 11-23, in which he held opponents to a .180 average (9-for-50) in 15 scoreless innings, earning Royals 2 Pitcher of the Month honors for July.

Year	Club	W-L	ERA	G	GS	CG	SHO	SV	IP	H	R	ER	HR	HB	BB	SO	WP	BK
2018	Dominican Royals 1	2-0	0.87	4	0	0	0	0	10.1	5	4	1	0	1	4	6	2	1
	Dominican Royals 2	2-2	1.23	9	9	0	0	0	44.0	32	9	6	0	2	6	30	4	1
	Minor League Totals	5-2	1.16	13	9	0	0	0	54.1	37	13	7	0	3	10	36	6	2

**CABRERA, ROVALDIS**

**LHP**

HT: 5-10; WT: 176; BATS: Left; THROWS: Left  
 RESIDES: Santiago de los Caballeros, D.R.  
 SIGNED BY: Fausto Morel

BORN: Nov. 22, 1999 in Santiago de los Caballeros, D.R.  
 OPENING DAY AGE: 19

ACQUIRED: Signed as a non-drafted free agent, July 8, 2016

CAREER NOTES: 2017: Held opponents to one earned run or less in each of his first six career starts, posting a 1.61 ERA (5 ER in 28 IP) during that stretch with 22 strikeouts and just three walks...2018: Made his first four starts with Royals 2, where he recorded 23 strikeouts and just one walk in 19.0 innings (10.9 K/9, 0.5 BB/9).

Year	Club	W-L	ERA	G	GS	CG	SHO	SV	IP	H	R	ER	HR	HB	BB	SO	WP	BK
2017	Dominican Royals	1-1	2.21	9	8	0	0	0	36.2	38	13	9	1	1	4	26	3	1
2018	Dominican Royals 2	0-0	1.89	4	4	0	0	0	19.0	12	4	4	1	0	1	23	1	0
	Dominican Royals 1	0-2	2.36	9	5	0	0	2	34.1	31	12	9	0	1	8	29	2	0
	Minor League Totals	1-3	2.20	22	17	0	0	2	90.0	81	29	22	2	2	13	78	6	1

**CALDERON, JUNIOR**

**INF**

HT: 6-0; WT: 175; BATS: Right; THROWS: Right  
 RESIDES: Santo Domingo, D.R.  
 SIGNED BY: Edis Perez

BORN: Dec. 9, 2001 in Santo Domingo Centro, D.R.  
 OPENING DAY AGE: 17

ACQUIRED: Signed as a non-drafted free agent, Oct. 19, 2018

Year	Club	AVG	G	AB	R	H	2B	3B	HR	RBI	SH	SF	HP	BB	SO	SB	CS	E
(2019 will be his first year in professional baseball)																		

**CAMARGO, CESAR**

**RHP**

HT: 6-1; WT: 195; BATS: Right; THROWS: Right  
 RESIDES: Bolivar, Ven.  
 SIGNED BY: Joelvis Gonzalez & Alberto Garcia  
 ACQUIRED: Signed as a non-drafted free agent, Jan. 28, 2018

BORN: July 21, 1999 in Bolivar, Ven.  
 OPENING DAY AGE: 19

Year	Club	W-L	ERA	G	GS	CG	SHO	SV	IP	H	R	ER	HR	HB	BB	SO	WP	BK
2018	Dominican Royals 1	0-1	6.75	13	2	0	0	0	17.1	18	13	13	1	2	19	13	4	0

**CAMARILLO, GARY**

**OF**

HT: 6-1; WT: 157; BATS: Right; THROWS: Right  
 RESIDES: Santa Barbara de Zulia, Ven.  
 SIGNED BY: Jose Gualdron & Rene Francisco  
 ACQUIRED: Signed as a non-drafted free agent, Sept. 7, 2017

BORN: July 5, 2001 in Santa Barbara de Zulia, Ven.  
 OPENING DAY AGE: 17

Year	Club	AVG	G	AB	R	H	2B	3B	HR	RBI	SH	SF	HP	BB	SO	SB	CS	E
2018	Dominican Royals 1	.265	55	189	22	50	6	2	1	16	0	1	3	11	43	8	7	0

**CANCEL, GABRIEL OCTAVIO**

**INF**

HT: 6-1; WT: 185; BATS: Right; THROWS: Right  
 RESIDES: Arecibo, P.R.  
 SIGNED BY: Johnny Ramos

BORN: Dec. 8, 1996 in Manati, P.R.  
 OPENING DAY AGE: 22

ACQUIRED: Selected in the seventh round of the 2015 First-Year Player Draft

CAREER NOTES: 2016: Ranked among Appalachian League leaders in doubles (tied for second), extra-base hits (24, tied for third) and slugging percentage (.494, fifth)...2017: Named Organization All-Star at second base by MiLB.com...had a career-high 46 extra-base hits, fifth most among Royals farmhands...had his first career multi-home run game on April 28 vs. Hagerstown, and homered in back-to-back games three times: June 22-24, July 9-10 and Aug. 3-5...2018: Had a career-high 73 RBI, fourth most in the Carolina League and tied for second among Royals farmhands.

Year	Club	AVG	G	AB	R	H	2B	3B	HR	RBI	SH	SF	HP	BB	SO	SB	CS	E
2015	Surprise (R)	.209	34	134	16	28	5	4	2	14	3	0	3	10	44	6	1	13
2016	Burlington (A)	.291	46	189	28	50	18	1	5	26	1	1	0	15	32	1	2	12
2017	Lexington (A)	.277	103	401	70	111	30	2	14	49	1	2	6	23	99	9	8	17
2018	Wilmington (A+)	.259	120	455	54	118	31	1	8	73	1	9	7	35	91	7	4	16
	Minor League Totals	.264	303	1162	168	307	84	8	29	162	6	12	16	83	266	23	15	58



**CANDELARIO, WILMIN**

**INF**

HT: 5-11; WT: 165; BATS: Switch; THROWS: Right  
 RESIDES: Bani, D.R.  
 SIGNED BY: Edis Perez  
 ACQUIRED: Signed as a non-drafted free agent, July 4, 2018

BORN: Sept. 11, 2001 in Bani, D.R.  
 OPENING DAY AGE: 17

Year	Club	AVG	G	AB	R	H	2B	3B	HR	RBI	SH	SF	HP	BB	SO	SB	CS	E
(2019 will be his first year in professional baseball)																		

**CAPELLAN, DELVIN**

**RHP**

HT: 6-1; WT: 167; BATS: Right; THROWS: Right  
 RESIDES: Los Capellanes, D.R.  
 SIGNED BY: Fausto Morel  
 ACQUIRED: Signed as a non-drafted free agent, July 6, 2016

BORN: Dec. 6, 1998 in Guayubin, D.R.  
 OPENING DAY AGE: 20

CAREER NOTES: 2017: Named Dominican Royals Pitcher of the Year in his first professional season...posted a 0.48 ERA (3 ER in 56 IP), the best single-season mark (min. 50 IP) among farmhands in the 49-year history of the Royals' organization...nine of his 12 starts were scoreless, including his last six...ended the season with a 27-inning scoreless streak.

Year	Club	W-L	ERA	G	GS	SHO	SV	IP	H	R	ER	HR	HB	BB	SO	WP	BK
2017	Dominican Royals	3-2	0.48	12	12	0	0	56.0	32	4	3	1	0	3	48	4	0
2018	Surprise (R)	1-5	5.24	13	8	0	0	55.0	68	36	32	8	3	11	61	0	0
<b>Minor League Totals</b>		<b>4-7</b>	<b>2.84</b>	<b>25</b>	<b>20</b>	<b>0</b>	<b>0</b>	<b>111.0</b>	<b>100</b>	<b>40</b>	<b>35</b>	<b>9</b>	<b>3</b>	<b>14</b>	<b>109</b>	<b>4</b>	<b>0</b>

**CAPPS, HOLDEN**

**LHP**

HT: 6-2; WT: 195; BATS: Right; THROWS: Left  
 RESIDES: Lawton, Okla.  
 SIGNED BY: Chad Lee

BORN: March 24, 1995 in Lawton, Okla.  
 OPENING DAY AGE: 24

ACQUIRED: Selected in the eighth round of the 2017 First-Year Player Draft  
 CAREER NOTES: 2013: Graduated from Lawton High School (Okla.), where he earned All-District, All-Area and All-State honors as a senior...2014-15: Attended Redlands Community College in El Reno, Okla...2016: Transferred to UNC Charlotte...2017: Transferred to University of Central Oklahoma, where he led the Broncos to the postseason for the first time since 2006...named Pioneer League midseason All-Star in his professional debut...2018: Recorded the best strikeout-to-walk ratio (6.90) among Royals farmhands (min. 60 IP).

Year	Club	W-L	ERA	G	GS	CG	SHO	SV	IP	H	R	ER	HR	HB	BB	SO	WP	BK
2017	Surprise (R)	0-1	3.00	4	2	0	0	0	12.0	12	6	4	0	0	4	11	4	0
	Idaho Falls (R)	1-3	5.49	9	9	0	0	0	41.0	52	33	25	2	4	15	34	6	0
2018	Lexington (A)	1-1	2.98	24	4	0	0	2	63.1	68	28	21	5	3	10	69	4	0
<b>Minor League Totals</b>		<b>2-5</b>	<b>3.87</b>	<b>37</b>	<b>15</b>	<b>0</b>	<b>0</b>	<b>2</b>	<b>116.1</b>	<b>132</b>	<b>67</b>	<b>50</b>	<b>7</b>	<b>7</b>	<b>29</b>	<b>114</b>	<b>14</b>	<b>0</b>

**CARABALLO, JOSE ABEL**

**OF**

HT: 6-1; WT: 180; BATS: Right; THROWS: Right  
 RESIDES: Restauracion, D.R.  
 SIGNED BY: Fausto Morel, Alvin Cuevas

BORN: Jan. 7, 1997 in Sabaneta, D.R.  
 OPENING DAY AGE: 22

ACQUIRED: Signed as a non-drafted free agent, July 2, 2013  
 CAREER NOTES: 2015: Ranked among team leaders in doubles (first) stolen bases (first), RBI (tied for second) and hits (fourth)...had team-high 15-game hitting streak from July 7-25...2016: Ranked second on the team in batting average and home runs.

Year	Club	AVG	G	AB	R	H	2B	3B	HR	RBI	SH	SF	HP	BB	SO	SB	CS	E
2014	Dominican Royals	.245	55	192	27	47	8	4	2	30	2	1	5	12	42	5	3	4
2015	Dominican Royals	.269	56	197	30	53	13	3	0	23	3	1	5	19	48	15	6	0
2016	Dominican Royals	.287	48	171	28	49	9	1	6	22	3	1	3	13	40	2	3	2
2017	Burlington (R)	.222	3	9	2	2	0	0	0	0	0	0	0	1	4	0	1	0
	Surprise (R)	.217	43	161	21	35	13	1	4	17	1	2	1	9	70	0	0	4
2018	Idaho Falls (R)	.293	66	280	44	82	23	3	5	48	0	1	1	15	76	2	4	6
<b>Minor League Totals</b>		<b>.265</b>	<b>271</b>	<b>1010</b>	<b>152</b>	<b>268</b>	<b>66</b>	<b>12</b>	<b>17</b>	<b>142</b>	<b>9</b>	<b>6</b>	<b>15</b>	<b>69</b>	<b>280</b>	<b>24</b>	<b>17</b>	<b>16</b>

**CARRASCO, DENNICHER**

**INF**

HT: 5-11; WT: 195; BATS: Right; THROWS: Right  
 RESIDES: Santo Domingo, D.R.  
 SIGNED BY: Edis Perez

BORN: Oct. 12, 1995 in Santo Domingo Centro, D.R.  
 OPENING DAY AGE: 23

ACQUIRED: Signed as a non-drafted free agent, Nov. 16, 2015  
 CAREER NOTES: 2016: Led his team in home runs and walks...2017: Ranked third in the Appalachian League with 118 total bases...also led his team in doubles, home runs and RBI...2018: Missed more than three weeks from April 21-May 13 with an ankle injury, and was placed on the disabled list again on July 14 with a thumb injury, ending his season.

Year	Club	AVG	G	AB	R	H	2B	3B	HR	RBI	SH	SF	HP	BB	SO	SB	CS	E
2016	Dominican Royals	.263	63	224	43	59	11	0	7	26	0	2	4	33	42	5	3	4
2017	Burlington (R)	.288	61	236	34	68	14	3	10	41	0	5	2	12	38	1	0	9
2018	Lexington (A)	.250	62	232	34	58	9	1	10	30	0	1	4	11	58	2	3	20
<b>Minor League Totals</b>		<b>.267</b>	<b>186</b>	<b>692</b>	<b>111</b>	<b>185</b>	<b>34</b>	<b>4</b>	<b>27</b>	<b>97</b>	<b>0</b>	<b>8</b>	<b>10</b>	<b>56</b>	<b>138</b>	<b>8</b>	<b>6</b>	<b>33</b>

**CARVAJAL, JEAN**

**INF**

HT: 5-10; WT: 153; BATS: Right; THROWS: Right  
 RESIDES: Mao, D.R.  
 SIGNED BY: Edis Perez  
 ACQUIRED: Signed as a non-drafted free agent, July 5, 2017

BORN: Dec. 8, 2000 in Mao, D.R.  
 OPENING DAY AGE: 18

Year	Club	AVG	G	AB	R	H	2B	3B	HR	RBI	SH	SF	HP	BB	SO	SB	CS	E
2018	Dominican Royals 2	.189	10	37	5	7	0	1	0	1	0	0	1	7	14	1	1	4
	Dominican Royals 1	.156	40	96	13	15	3	0	0	4	0	2	4	12	41	8	9	11
<b>Minor League Totals</b>		<b>.165</b>	<b>50</b>	<b>133</b>	<b>18</b>	<b>22</b>	<b>3</b>	<b>1</b>	<b>0</b>	<b>5</b>	<b>0</b>	<b>2</b>	<b>5</b>	<b>19</b>	<b>55</b>	<b>9</b>	<b>10</b>	<b>15</b>

**CASTELLANO, ANGELO ALFONSO**

**INF**

HT: 6-0; WT: 165; BATS: Right; THROWS: Right  
 RESIDES: San Diego, Ven.  
 SIGNED BY: Alberto Garcia, Richard Castro, Orlando Estevez  
 ACQUIRED: Signed as a non-drafted free agent, July 16, 2011

BORN: Jan. 13, 1995 in San Diego, Ven.  
 OPENING DAY AGE: 24

CAREER NOTES: **2013:** Dominican Royals Player of the Year...**2016:** Struck out once every 10.50 plate appearances, the fifth-best rate in the Pioneer League...made starts at second base (36), shortstop (15) and third base (13)...**2017:** Hit eight home runs in 433 at-bats (54.1 AB/HR) after hitting just two HR in his previous 957 at-bats (478.5 AB/HR).

Year	Club	AVG	G	AB	R	H	2B	3B	HR	RBI	SH	SF	HP	BB	SO	SB	CS	E
2012	Dominican Royals	.248	52	153	19	38	3	1	0	10	11	1	4	25	19	4	6	9
2013	Dominican Royals	.265	67	223	25	59	8	1	0	25	5	1	3	30	25	9	5	10
2014	Burlington (R)	.183	42	115	11	21	6	0	0	8	3	2	2	6	15	4	0	1
2015	Burlington (R)	.230	58	213	24	49	4	2	0	17	9	1	3	13	26	2	2	9
	Lexington (A)	.125	4	16	1	2	0	0	0	1	0	0	1	0	1	0	0	0
2016	Idaho Falls (R)	.283	64	237	50	67	10	4	2	47	5	4	6	21	26	11	5	17
2017	Lexington (A)	.245	116	433	63	106	14	2	8	43	6	3	3	51	81	19	10	12
2018	Wilmington (A+)	.221	120	375	39	83	16	2	2	36	9	6	4	35	81	12	9	21
<b>Minor League Totals</b>		<b>.241</b>	<b>523</b>	<b>1765</b>	<b>232</b>	<b>425</b>	<b>61</b>	<b>12</b>	<b>12</b>	<b>187</b>	<b>48</b>	<b>18</b>	<b>26</b>	<b>181</b>	<b>274</b>	<b>61</b>	<b>37</b>	<b>79</b>

**CASTILLO, ADRIAM**

**RHP**

HT: 6-0; WT: 190; BATS: Right; THROWS: Right  
 RESIDES: Boca Chica, D.R.  
 SIGNED BY: Rene Francisco  
 ACQUIRED: Signed as a non-drafted free agent, Dec. 12, 2015

BORN: Nov. 19, 1998 in Boca Chica, D.R.  
 OPENING DAY AGE: 20

Year	Club	W-L	ERA	G	GS	CG	SHO	SV	IP	H	R	ER	HR	HB	BB	SO	WP	BK
2016	Dominican Royals	1-0	4.50	4	0	0	0	0	6.0	2	4	3	0	0	5	7	4	0
2017	Dominican Royals	4-1	2.22	13	6	0	0	1	44.2	24	12	11	0	7	13	37	1	3
2018	Surprise (R)	5-2	3.27	12	0	0	0	0	22.0	20	12	8	1	2	15	18	1	2
	Dominican Royals 2	1-2	2.84	3	3	0	0	0	12.2	6	5	4	0	4	6	14	0	0
<b>Minor League Totals</b>		<b>11-5</b>	<b>2.74</b>	<b>32</b>	<b>9</b>	<b>0</b>	<b>0</b>	<b>1</b>	<b>85.1</b>	<b>52</b>	<b>33</b>	<b>26</b>	<b>1</b>	<b>13</b>	<b>39</b>	<b>76</b>	<b>6</b>	<b>5</b>

**CASTILLO, CRISTIAN**

**LHP**

HT: 6-0; WT: 190; BATS: Left; THROWS: Left  
 RESIDES: Monterrey, Mexico  
 SIGNED BY: Orlando Estevez, Rene Francisco  
 ACQUIRED: Signed as a non-drafted free agent, Dec. 15, 2014

BORN: Sept. 25, 1994 in Monterrey, Mexico  
 OPENING DAY AGE: 24

CAREER NOTES: **2015:** Led DSL Royals in starts, innings and strikeouts...**2016:** Named Burlington and Appalachian Pitcher of the Year honors, ranking among the league's leaders in innings (tied for first), opponents' average (.212, first), strikeouts (second), WHIP (0.99, second), wins (tied for fourth) and ERA (fifth)...also named a postseason All-Star...recorded first career shutout on July 29, posting a career-high 11 strikeouts in 9.0 scoreless, one-hit innings...**2017:** Recorded career highs in wins, starts and innings in his first year of full-season ball to earn Carolina League midseason All-Star honors...recorded 8.0 scoreless innings on three hits in wins on June 15 vs. Salem and July 9 at Potomac.

Year	Club	W-L	ERA	G	GS	CG	SHO	SV	IP	H	R	ER	HR	HB	BB	SO	WP	BK
2015	Dominican Royals	0-4	2.67	14	14	0	0	0	67.1	52	28	20	4	4	15	58	6	0
2016	Burlington (R)	6-3	3.12	12	12	1	1	0	72.0	57	28	25	3	4	14	73	6	0
2017	Wilmington (A+)	7-12	4.13	26	26	0	0	0	141.2	155	79	65	11	7	48	105	11	0
2018	NW Arkansas (AA)	2-2	5.40	11	0	0	0	0	21.2	20	13	13	3	1	4	22	1	0
	Wilmington (A+)	4-5	5.16	17	9	0	0	0	59.1	66	35	34	10	3	13	49	2	0
<b>Minor League Totals</b>		<b>19-26</b>	<b>3.90</b>	<b>80</b>	<b>61</b>	<b>1</b>	<b>0</b>	<b>0</b>	<b>362.0</b>	<b>350</b>	<b>183</b>	<b>157</b>	<b>31</b>	<b>19</b>	<b>94</b>	<b>307</b>	<b>26</b>	<b>0</b>

**CEBALLOS, RONALDO**

**RHP**

HT: 6-2; WT: 182; BATS: Right; THROWS: Right  
 RESIDES: Santiago, D.R.  
 SIGNED BY: Fausto Morel  
 ACQUIRED: Signed as a non-drafted free agent, April 6, 2018

BORN: May 2, 2001 in Santiago, D.R.  
 OPENING DAY AGE: 17

Year	Club	W-L	ERA	G	GS	CG	SHO	SV	IP	H	R	ER	HR	HB	BB	SO	WP	BK
(2019 will be his first year in professional baseball)																		

**CEPEDA, LUIS**

**LHP**

**HT:** 6-1; **WT:** 160; **BATS:** Left; **THROWS:** Left  
**RESIDES:** Santiago, D.R.  
**SIGNED BY:** Fausto Morel  
**ACQUIRED:** Signed as a non-drafted free agent, July 4, 2017

**BORN:** Oct. 12, 2000 in Santiago, D.R.  
**OPENING DAY AGE:** 18

Year	Club	W-L	ERA	G	GS	CG	SHO	SV	IP	H	R	ER	HR	HB	BB	SO	WP	BK
2018	Dominican Royals	1-0	1.98	10	6	0	0	0	27.1	25	6	6	1	0	9	31	0	0

**CELLIS, TED**

**LHP**

**HT:** 6-2; **WT:** 225; **BATS:** Left; **THROWS:** Left  
**RESIDES:** Latham, N.Y.  
**SIGNED BY:** Casey Fahy  
**ACQUIRED:** Selected in the 33rd round of the 2018 First-Year Player Draft

**BORN:** Aug. 12, 1994 in Latham, N.Y.  
**OPENING DAY AGE:** 24

**CAREER NOTES:** 2013: Graduated from Blair Academy (N.J.), where he was the New Jersey State Prep A Player of the Year as a senior... 2014-15: Attended Hudson Valley Community College in Troy, N.J., but did not play baseball... 2017: Transferred to Hofstra University, where he set the school's single-season strikeout record with 96 strikeouts in 75 innings (11.5 K/9), including a single-game record of 16 strikeouts on May 16... 2018: Named First-Team All-Colonial Athletic Association for the second straight year, after going 2-4 in 13 appearances (6 starts) with a 3.66 ERA (27 ER in 66.1 IP) and 65 strikeouts as a senior... when he graduated, Cellis was Hofstra's all-time leader in strikeouts for a pitcher (201) and ranked eighth in school history with 20 home runs as a batter.

Year	Club	W-L	ERA	G	GS	CG	SHO	SV	IP	H	R	ER	HR	HB	BB	SO	WP	BK
2018	Burlington (R)	1-1	2.25	8	0	0	0	0	16.0	7	4	4	0	0	6	18	0	0
	Surprise (R)	0-1	2.16	4	0	0	0	1	8.1	7	4	2	0	0	5	9	1	0
	Idaho Falls (R)	1-1	7.36	4	0	0	0	1	7.1	9	6	6	0	0	5	5	1	0
<b>Minor League Totals</b>		<b>2-3</b>	<b>3.41</b>	<b>16</b>	<b>0</b>	<b>0</b>	<b>0</b>	<b>2</b>	<b>31.2</b>	<b>23</b>	<b>14</b>	<b>12</b>	<b>0</b>	<b>0</b>	<b>16</b>	<b>32</b>	<b>2</b>	<b>0</b>

**CLONEY, J.C.**

**LHP**

**HT:** 6-1; **WT:** 226; **BATS:** Left; **THROWS:** Left  
**RESIDES:** Castaic, Calif.  
**SIGNED BY:** Ken Munoz

**BORN:** Aug. 3, 1994 in Castaic, Calif.  
**OPENING DAY AGE:** 24

**ACQUIRED:** Selected in the ninth round of the 2017 First-Year Player Draft  
**CAREER NOTES:** 2012: Graduated from West Ranch High School (Calif.), where he earned CIF Player of the year honors as a senior... 2014: Attended The College of the Canyons (Calif.), where he went 7-3 with a 2.36 ERA and 89 strikeouts in 87.2 innings, earning Western State Conference Pitcher of the Year honors as a freshman... 2016: Transferred to Arizona, where he was the Opening Day starter for the Wildcats and went 8-4 with a 2.45 ERA in 110.1 innings... named to College World Series All-Tournament Team, going 2-0 in 16 scoreless innings... 2017: Had 35 strikeouts and three walks in his pro debut (11.67 SO/BB), the second best strikeout-to-walk rate among Royals farmhands (min. 40 IP)... 2018: Named Pioneer League Pitcher of the Year, joining Sam Selman (2012) as Royals prospects to receive the award since Idaho Falls become a Kansas City affiliate in 2004... also named Idaho Falls Pitcher of the Year after winning all nine of his starts with the Chukars, three more wins than any other pitcher in the league... promoted to Lexington in August and recorded 5.0 scoreless innings in the South Atlantic League championship-clinching Game 4 win over Lakewood... his 12 wins were tied for most among Royals farmhands.

Year	Club	W-L	ERA	G	GS	CG	SHO	SV	IP	H	R	ER	HR	HB	BB	SO	WP	BK
2017	Burlington (R)	3-1	3.77	12	7	0	0	0	43.0	44	19	18	4	1	3	35	1	0
2018	Lexington (A)	3-1	2.73	5	5	0	0	0	29.2	32	11	9	2	1	9	18	2	0
	Idaho Falls (R)	9-0	1.93	9	9	0	0	0	56.0	49	13	12	2	1	10	50	0	1
<b>Minor League Totals</b>		<b>15-2</b>	<b>2.73</b>	<b>26</b>	<b>21</b>	<b>0</b>	<b>0</b>	<b>0</b>	<b>128.2</b>	<b>125</b>	<b>43</b>	<b>39</b>	<b>6</b>	<b>3</b>	<b>22</b>	<b>103</b>	<b>3</b>	<b>1</b>

**COLE, ERIC**

**OF**

**HT:** 5-11; **WT:** 170; **BATS:** Switch; **THROWS:** Right  
**RESIDES:** Southlake, Texas  
**SIGNED BY:** Matt Price

**BORN:** Jan. 17, 1997 in Southlake, Texas  
**OPENING DAY AGE:** 22

**ACQUIRED:** Selected in the fourth round of the 2018 First-Year Player Draft  
**CAREER NOTES:** 2015: Graduated from Southlake Carroll High School (Texas), where he hit .395 as a senior... 2017: As a sophomore at Arkansas, his first collegiate home run was an inside-the-park shot vs. Miami (Ohio) on Feb. 19... 2018: Hit .313/.407/.520 (88-for-281) with 14 HR and 52 RBI as a junior for the NCAA runner-up Razorbacks, earning Second Team All-SEC honors... went 3-for-3 with a home run, two walks, two RBI and five runs in the decisive game of an NCAA Super Regional against South Carolina.

Year	Club	AVG	G	AB	R	H	2B	3B	HR	RBI	SH	SF	HP	BB	SO	SB	CS	E
2018	Burlington (R)	.281	42	167	19	47	11	2	1	25	0	1	2	17	27	6	0	0

**COLLADO, OFFERMAN ARTURO**

**INF**

HT: 5-10; WT: 140; BATS: Left; THROWS: Right  
 RESIDES: Santiago de los Caballeros, D.R.  
 SIGNED BY: Fausto Morel

BORN: June 10, 1996 in Santiago de los Caballeros, D.R.  
 OPENING DAY AGE: 22

ACQUIRED: Signed as a non-drafted free agent, May 23, 2013  
 Career Note: 2014: Dominican Summer League midseason All-Star.

Year	Club	AVG	G	AB	R	H	2B	3B	HR	RBI	SH	SF	HP	BB	SO	SB	CS	E
2013	Dominican Royals	.262	18	65	11	17	1	0	0	6	1	2	0	8	12	3	2	4
2014	Dominican Royals	.287	53	178	27	51	2	3	1	21	1	2	2	33	28	8	9	9
2015	Dominican Royals	.286	56	199	28	57	8	3	0	16	3	0	0	31	11	8	7	7
2016	Surprise (R)	.250	22	80	5	20	3	0	0	9	2	0	1	3	12	0	1	4
2017	Idaho Falls (R)	.250	41	156	28	39	3	2	0	16	5	0	0	22	24	9	3	18
2018	Idaho Falls (R)	.273	56	227	38	62	6	3	2	33	4	3	0	25	36	9	3	20
<b>Minor League Totals</b>		<b>.272</b>	<b>246</b>	<b>905</b>	<b>137</b>	<b>246</b>	<b>23</b>	<b>11</b>	<b>3</b>	<b>101</b>	<b>16</b>	<b>7</b>	<b>3</b>	<b>122</b>	<b>123</b>	<b>37</b>	<b>25</b>	<b>62</b>

**COLLINS, DARRYL**

**OF**

HT: 6-2; WT: 185; BATS: Left; THROWS: Right  
 RESIDES: Bani, D.R.  
 SIGNED BY: Nick Leto, Rene Francisco

BORN: Sept. 16, 2001 in Spijkenisse, Netherlands  
 OPENING DAY AGE: 17

ACQUIRED: Signed as a non-drafted free agent, Aug. 26, 2018

Year	Club	AVG	G	AB	R	H	2B	3B	HR	RBI	SH	SF	HP	BB	SO	SB	CS	E
(2019 will be his first year in professional baseball)																		

**CORDERO, PEDRO**

**RHP**

HT: 6-2; WT: 170; BATS: Right; THROWS: Right  
 RESIDES: Santo Domingo Centro, D.R.  
 SIGNED BY: Edis Perez

BORN: Nov. 29, 2001 in Santo Domingo Centro, D.R.  
 OPENING DAY AGE: 17

ACQUIRED: Signed as a non-drafted free agent, July 6, 2018

Year	Club	W-L	ERA	G	GS	CG	SHO	SV	IP	H	R	ER	HR	HB	BB	SO	WP	BK
(2019 will be his first year in professional baseball)																		

**CORREA, JEAN**

**RHP**

HT: 6-1; WT: 145; BATS: Right; THROWS: Right  
 RESIDES: Bolivar, Ven.  
 SIGNED BY: Joelvis Gonzalez

BORN: Dec. 21, 1996 in Guayana, Ven.  
 OPENING DAY AGE: 21

ACQUIRED: Signed as a non-drafted free agent, Oct. 14, 2017

Year	Club	W-L	ERA	G	GS	CG	SHO	SV	IP	H	R	ER	HR	HB	BB	SO	WP	BK
2018	Dominican Royals 2	2-0	4.50	4	0	0	0	0	6.0	6	3	3	0	1	3	6	1	0

**COSBY, CHRISTIAN**

**RHP**

HT: 6-5; WT: 215; BATS: Right; THROWS: Right  
 RESIDES: Placentia, Calif.  
 SIGNED BY: Colin Gonzales

BORN: Dec. 21, 1996 in Placentia, Calif.  
 OPENING DAY AGE: 22

ACQUIRED: Selected in the 14th round of the 2018 First-Year Player Draft

CAREER NOTES: 2015: Graduated from El Dorado High School (Calif.)...2017: Hit .291 with four HR and 23 RBI in 141 at-bats as an outfielder in his sophomore season at D-III Chapman University (Calif.)...2018: Converted to pitcher as a junior and went 8-3 with a 2.91 ERA (21 ER in 65 IP) with one save and 56 strikeouts in 16 appearances (11 starts)...pitched for Duluth in the Summer Collegiate Northwoods League.

Year	Club	W-L	ERA	G	GS	CG	SHO	SV	IP	H	R	ER	HR	HB	BB	SO	WP	BK
2018	Surprise (R)	2-0	3.43	13	0	0	0	2	39.1	37	17	15	0	2	14	42	4	1

**COX, AUSTIN**

**LHP**

HT: 6-4; WT: 185; BATS: Left; THROWS: Left  
 RESIDES: Forsyth, Ga.  
 SIGNED BY: Jim Buckley

BORN: March 28, 1997 in Macon, Ga.  
 OPENING DAY AGE: 22

ACQUIRED: Selected in the fifth round of the 2018 First-Year Player Draft

CAREER NOTES: 2015: Graduated from First Presbyterian Day School (Ga.), the same school Royals prospect Richard Lovelady attended...Cox had a 2.19 ERA in his high school career and was the captain of the football team...2018: led Mercer University with 17 starts as a junior and ranked fifth in the Southern Conference with seven wins...had 124 strikeouts (12.7 K/9), the second-best rate in DI behind South Florida's Shane McClanahan, who was drafted 31st overall by Tampa Bay...had three double-digit strikeout games in his junior season, including a career-high 13 strikeouts in 5.0 innings on Feb. 23 vs. UNC Asheville...recorded 51 strikeouts in 33.1 innings in his professional debut (13.8 K/9), the best strikeout rate among Royals farmhands (min. 7 starts).

Year	Club	W-L	ERA	G	GS	CG	SHO	SV	IP	H	R	ER	HR	HB	BB	SO	WP	BK
2018	Burlington (R)	1-1	3.78	9	9	0	0	0	33.1	29	19	14	1	1	15	51	2	0



**COX, BRADY**

**C**

HT: 5-10; WT: 200; BATS: Right; THROWS: Right  
 RESIDES: Fort Worth, Texas  
 SIGNED BY: Chad Lee

BORN: Oct. 24, 1994 in Fort Worth, Texas  
 OPENING DAY AGE: 24

ACQUIRED: Selected in the 36th round of the 2017 First-Year Player Draft  
**Career Note:** 2013: Graduated from Arlington Heights High School (Texas), where he hit .427 as a senior and was named District 7-4A MVP...2014-17: Attended the University of Texas Arlington, where he was a semifinalist for the Johnny Bench Award in 2016 and '17...2016: Led team in batting average (.365) hits (81) and on-base percentage (.427)...2017: Named preseason All-Sun Belt Conference and made starts at third base (36), catcher (16) and first base (one)...named one of 30 candidates for the prestigious Senior CLASS Award, an acronym for Celebrating Loyalty and Achievement for Staying in School...one of two Sun Belt Conference student-athletes on the list, joining Royals' 32nd-round pick, Andrew Beckwith.

Year	Club	AVG	G	AB	R	H	2B	3B	HR	RBI	SH	SF	HP	BB	SO	SB	CS	E
2017	Surprise (R)	.145	23	55	14	8	0	1	1	4	0	0	6	10	16	1	0	2
2018	Idaho Falls (R)	.221	27	86	14	19	8	1	2	14	0	1	2	16	23	0	0	3
<b>Minor League Totals</b>		<b>.191</b>	<b>50</b>	<b>141</b>	<b>28</b>	<b>27</b>	<b>8</b>	<b>2</b>	<b>3</b>	<b>18</b>	<b>0</b>	<b>1</b>	<b>8</b>	<b>26</b>	<b>39</b>	<b>1</b>	<b>0</b>	<b>5</b>

**CUEVAS, FRANDY**

**LHP**

HT: 5-11; WT: 180; BATS: Left; THROWS: Left  
 RESIDES: Mao, D.R.

BORN: Jan. 19, 2002 in Mao, D.R.  
 OPENING DAY AGE: 17

SIGNED BY: Edis Perez  
 ACQUIRED: Signed as a non-drafted free agent, July 5, 2018

Year	Club	W-L	ERA	G	GS	CG	SHO	SV	IP	H	R	ER	HR	HB	BB	SO	WP	BK
(2019 will be his first year in professional baseball)																		

**CUTHBERT, CHESLOR**

**INF**

See Major League bios, Pages 172-173

**DAVILA, GARRETT OSCAR**

**LHP**

HT: 6-2; WT: 180; BATS: Left; THROWS: Left  
 RESIDES: Belmont, N.C.  
 SIGNED BY: Casey Fahy

BORN: Jan. 17, 1997 in Dallas, Texas  
 OPENING DAY AGE: 22

ACQUIRED: Selected in the fourth round of the 2015 First-Year Player Draft  
**CAREER NOTES:** 2015: Graduated from South Point High School (N.C.), where he finished 8-0 with a 0.11 ERA and 116 strikeouts in 64.1 innings as a senior, holding opponents scoreless over the entire season until his final appearance, a first-round state playoff victory...led South Point to Big South 2A/3A Conference title and earned Big South and Gazette Player of the Year honors...signed with Kansas City, foregoing commitment to the University of Tennessee...2016: Named *Baseball America* Rookie All-Star, ranking among the Appalachian League leaders in wins (tied for second), ERA (third), innings (tied for fourth) and opponents' average (.237, fifth)

Year	Club	W-L	ERA	G	GS	CG	SHO	SV	IP	H	R	ER	HR	HB	BB	SO	WP	BK
2016	Burlington (R)	7-0	2.77	12	12	0	0	0	65.0	56	21	20	2	3	27	55	4	1
2017	Lexington (A)	8-8	5.08	27	21	0	0	3	125.2	127	78	71	8	18	52	92	6	1
2018	Lexington (A)	7-7	4.21	25	18	0	0	0	107.0	94	58	50	22	9	49	84	11	0
<b>Minor League Totals</b>		<b>22-15</b>	<b>4.26</b>	<b>64</b>	<b>51</b>	<b>0</b>	<b>0</b>	<b>3</b>	<b>297.2</b>	<b>277</b>	<b>157</b>	<b>141</b>	<b>32</b>	<b>30</b>	<b>128</b>	<b>231</b>	<b>21</b>	<b>2</b>

**DE LA ROSA, LUIS**

**RHP**

HT: 6-1; WT: 170; BATS: Right; THROWS: Right  
 RESIDES: Santo Domingo, D.R.  
 SIGNED BY: Rafael Vasquez

BORN: July 6, 2002 in Santo Domingo Centro, D.R.  
 OPENING DAY AGE: 16

ACQUIRED: Signed as a non-drafted free agent, July 6, 2018

Year	Club	W-L	ERA	G	GS	CG	SHO	SV	IP	H	R	ER	HR	HB	BB	SO	WP	BK
(2019 will be his first year in professional baseball)																		

**DE LOS SANTOS, JASWEL**

**OF**

HT: 6-1; WT: 175; BATS: Left; THROWS: Right  
 RESIDES: Santo Domingo, D.R.  
 SIGNED BY: Edis Perez

BORN: Jan. 28, 2002 in Santo Domingo, D.R.  
 OPENING DAY AGE: 17

ACQUIRED: Signed as a non-drafted free agent, July 4, 2018

Year	Club	AVG	G	AB	R	H	2B	3B	HR	RBI	SH	SF	HP	BB	SO	SB	CS	E
(2019 will be his first year in professional baseball)																		

**DE LOS SANTOS, KELVIN**

**RHP**

HT: 6-4; WT: 215; BATS: Right; THROWS: Right  
 RESIDES: La Vega, D.R.  
 SIGNED BY: Fausto Morel

BORN: Feb. 13, 1998 in La Vega, D.R.  
 OPENING DAY AGE: 21

ACQUIRED: Signed as a non-drafted free agent, July 22, 2016

Year	Club	W-L	ERA	G	GS	CG	SHO	SV	IP	H	R	ER	HR	HB	BB	SO	WP	BK
2017	Dominican Royals	1-1	5.40	9	0	0	0	0	11.2	15	7	7	0	1	7	5	3	0
2018	Dominican Royals 2	1-1	2.77	14	0	0	0	4	26.0	26	13	8	0	2	10	19	7	0
<b>Minor League Totals</b>		<b>2-2</b>	<b>3.58</b>	<b>23</b>	<b>0</b>	<b>0</b>	<b>0</b>	<b>4</b>	<b>37.2</b>	<b>41</b>	<b>20</b>	<b>15</b>	<b>0</b>	<b>3</b>	<b>17</b>	<b>24</b>	<b>10</b>	<b>0</b>

**DEL ROSARIO, YEFRI**

**RHP**

HT: 6-2; WT: 180; BATS: Right; THROWS: Right  
 RESIDES: Miches, D.R.  
 SIGNED BY: Jonathan Cruz (Braves)

BORN: Sept. 23, 1999 in Miches, D.R.  
 OPENING DAY AGE: 19

ACQUIRED: Signed as a minor league free agent, Dec. 5, 2017

CAREER NOTES: 2016: Signed as a non-drafted free agent with Atlanta...2017: Was one of 13 Atlanta prospects granted free agency after a Major League Baseball investigation determined the Braves circumvented the international signing guidelines...2018: Made his debut in the Royals' organization in June, and posted a 3.19 ERA with Lexington, which would have ranked ninth in the South Atlantic League if he had enough innings to qualify...went 6-0 in his last seven starts with a 1.10 ERA (5 ER in 41 IP) and .184 opponents' average, and earned Lexington's Pitcher of the Month for August...2019: Entered the season as the Royals' No. 23 prospect according to MLB.com.

Year	Club	W-L	ERA	G	GS	CG	SHO	SV	IP	H	R	ER	HR	HB	BB	SO	WP	BK
2017	GCL Braves	1-1	3.90	11	6	0	0	0	32.1	37	20	14	1	2	10	29	5	4
	Dominican Braves	0-0	1.80	2	2	0	0	0	5.0	1	2	1	0	0	4	7	1	1
2018	Lexington (A)	6-5	3.19	15	15	0	0	0	79.0	69	36	28	10	2	29	72	9	1
<b>Minor League Totals</b>		<b>7-6</b>	<b>3.33</b>	<b>28</b>	<b>23</b>	<b>0</b>	<b>0</b>	<b>0</b>	<b>116.1</b>	<b>107</b>	<b>58</b>	<b>43</b>	<b>11</b>	<b>4</b>	<b>43</b>	<b>108</b>	<b>15</b>	<b>6</b>

**DEWEES, DONNIE**

**OF**

HT: 5-11; WT: 196; Bats: Left; Throws: Left  
 Resides: Crystal Rivera, Fla.  
 Signed By: Tom Clark (Cubs)

Born: 9-29-93 in Iverness, Fla.  
 Opening Day Age: 25

Acquired: Traded from Chicago Cubs for RHP Alec Mills, Feb. 8, 2017

CAREER NOTES: 2009-12: Attended Crystal River High School (Fla.), where he was named MVP as a freshman, Offensive Player of the Year as a sophomore and Defensive Player of the Year as a junior...2013-15: Attended the University of North Florida, where he was named a Golden Spikes Award semifinalist and the Atlantic Sun Conference Player of the Year...also named First-Team All-American by Perfect Game, D1Baseball.com, Baseball America, NCBWA and Louisville Slugger...holds North Florida's career batting average record (.382)...selected by the Chicago Cubs in the second round of the First-Year Player Draft...Led Eugene (A) in games, runs, hits, total bases and stolen bases and ranked tied for third in the Northwest League in hits...2016: Earned Midwest League midseason All-Star honors...led the league with 12 triples, four more than anyone else, despite being promoted on July 26...2017: Acquired by Kansas City from the Chicago Cubs for RHP Alec Mills, Feb. 8...named Northwest Arkansas Player of the Year in his first season with the Royals' organization...ranked among Texas League leaders in triples (tied for 3rd), stolen bases (6th) and runs (9th).

Year	Club	AVG	G	AB	R	H	2B	3B	HR	RBI	SH	SF	HP	BB	SO	SB	CS	E
2015	Eugene (A)	.266	66	282	42	75	14	1	5	30	2	2	3	14	54	19	7	2
2016	South Bend (A)	.282	94	365	65	103	15	12	3	54	7	5	4	29	51	17	5	3
	Myrtle Beach (A)	.289	35	149	25	43	10	2	2	19	2	3	3	10	36	14	0	1
2017	NW Arkansas (AA)	.272	126	464	67	126	24	6	9	52	4	5	5	46	81	20	8	2
2018	Omaha (AAA)	.266	64	222	31	59	11	3	6	29	3	0	1	15	45	8	2	0
	NW Arkansas (AA)	.253	70	285	35	72	12	5	2	25	2	1	2	20	48	8	4	2
<b>Minor League Totals</b>		<b>.271</b>	<b>455</b>	<b>1767</b>	<b>265</b>	<b>478</b>	<b>86</b>	<b>29</b>	<b>27</b>	<b>209</b>	<b>20</b>	<b>16</b>	<b>18</b>	<b>134</b>	<b>315</b>	<b>86</b>	<b>26</b>	<b>10</b>

**DIAZ, ANDRES**

**RHP**

HT: 6-1; WT: 150; BATS: Right; THROWS: Right  
 RESIDES: Lecheria, Ven.  
 SIGNED BY: Joelvis Gonzalez & Orlando Estevez  
 ACQUIRED: Signed as a non-drafted free agent, Nov. 14, 2017

BORN: July 6, 2001 in Chacao, Ven.  
 OPENING DAY AGE: 17

Year	Club	W-L	ERA	G	GS	CG	SHO	SV	IP	H	R	ER	HR	HB	BB	SO	WP	BK
2018	Dominican Royals	1-2	3.38	12	0	0	0	0	21.1	14	8	8	1	1	4	22	2	0

**DINI, NICHOLAS CARL**

**C**

See Major League Bios, Page 174

**DRABBLE, DILLON**

**RHP**

HT: 6-2; WT: 190; BATS: Right; THROWS: Right  
 RESIDES: Texarkana, Ark.  
 SIGNED BY: Chad Lee

BORN: July 12, 1996 in Texarkana, Ark.  
 OPENING DAY AGE: 22

ACQUIRED: Selected in the 17th round of the 2016 First-Year Player Draft

CAREER NOTES: 2014: Graduated Genoa Central High School (Ark.), leading his school to the 3A State Championship as a senior for the second time in three years...2016: Led Seminole State College to a conference championship, going 8-2 with a 3.69 ERA and 82 strikeouts in 70.2 innings...signed a National Letter of Intent to play at Texas A&M before signing with the Royals...ranked fourth in the Arizona League in innings...2018: Made just two appearances in April, before being shutdown for the season with a right shoulder injury.

Year	Club	W-L	ERA	G	GS	CG	SHO	SV	IP	H	R	ER	HR	HB	BB	SO	WP	BK
2016	Surprise (R)	4-2	3.88	14	7	0	0	0	60.1	71	33	26	3	1	9	51	1	0
2017	Surprise (R)	0-0	3.95	6	3	0	0	0	13.2	16	8	6	0	1	6	6	3	0
	Idaho Falls (R)	2-3	5.25	7	7	0	0	0	36.0	51	32	21	3	1	16	33	2	0
2018	Lexington (A)	0-1	45.00	2	0	0	0	0	1.0	2	5	5	1	3	2	2	0	0
<b>Minor League Totals</b>		<b>6-6</b>	<b>4.70</b>	<b>29</b>	<b>17</b>	<b>0</b>	<b>0</b>	<b>0</b>	<b>111.0</b>	<b>140</b>	<b>78</b>	<b>58</b>	<b>7</b>	<b>6</b>	<b>33</b>	<b>92</b>	<b>6</b>	<b>0</b>

**DUARTE, DANIEL**

**RHP**

**HT:** 6-0; **WT:** 168; **BATS:** Right; **THROWS:** Right  
**RESIDES:** Etchojoa, Mex.  
**SIGNED BY:** Manuel Velez (Rangers)

**BORN:** Dec. 4, 1996 in Huatabampo, Mex.  
**OPENING DAY AGE:** 22

**ACQUIRED:** Selected from Texas in the minor league phase of the Rule 5 Draft, Dec. 14, 2017  
**CAREER NOTES:** 2015: Limited to four appearances and finished the season on the disabled list with a right elbow injury...2017: Loaned by Texas to the Quintana Roo of the Mexican League, where he went 6-1 with a 1.96 ERA (8 ER in 36.2 IP)...returned to Texas following the season...2018: Made his debut in the Royals' organization, holding opponents without an earned run in 14.0 innings over his first seven appearances of the season with Idaho Falls.

Year	Club	W-L	ERA	G	GS	CG	SHO	SV	IP	H	R	ER	HR	HB	BB	SO	WP	BK	
2015	Arizona Rangers	0-1	5.68	4	2	0	0	0	6.1	6	4	4	0	0	2	3	2	1	
2016	Dominican Rangers	1 6-3	3.05	12	11	1	0	0	59.0	66	24	20	2	3	13	44	9	0	
(Pitched in Mexican League)																			
2017	Lexington (A)	1-0	2.31	6	0	0	0	0	11.2	8	3	3	1	0	5	11	0	0	
	Idaho Falls (R)	0-1	0.00	7	0	0	0	1	14.0	12	1	0	0	0	3	14	1	0	
<b>Minor League Totals</b>		<b>7-5</b>	<b>2.67</b>	<b>29</b>	<b>13</b>	<b>1</b>	<b>0</b>	<b>1</b>	<b>91.0</b>	<b>92</b>	<b>32</b>	<b>27</b>	<b>3</b>	<b>3</b>	<b>23</b>	<b>72</b>	<b>12</b>	<b>1</b>	

**DUENÉZ, SAMIR**

**1B**

See Major League Bios, Pages 175-176

**DYE, JOSHUA**

**LHP**

**HT:** 6-3; **WT:** 175; **BATS:** Left; **THROWS:** Left  
**RESIDES:** Ft. Myers, Fla.  
**SIGNED BY:** Alex Mesa

**BORN:** Sept. 14, 1996 in DeLand, Fla.  
**OPENING DAY AGE:** 22

**ACQUIRED:** Selected in the 23rd round of the 2018 First-Year Player Draft  
**CAREER NOTES:** 2014: Graduated from DeLand High School (Fla.), where he earned First-Team All-County honors as a senior...2016: Didn't pitch for Florida Gluf Coast due to injury...2017: Led team in starts (16), wins (8) and innings (94.2) and ranked second among qualified pitchers with a 3.23 ERA...2018: Went 8-4 in 14 starts as a junior with a 2.40 ERA (25 ER in 93.2 IP), fourth in the Atlantic Sun Conference...his 6.7 strikeout-to-walk ratio (40 K, 6 BB) in his professional debut ranked fourth among Royals farmhands (min 40 IP).

Year	Club	W-L	ERA	G	GS	CG	SHO	SV	IP	H	R	ER	HR	HB	BB	SO	WP	BK
2018	Wilmington (A+)	1-0	1.80	1	1	0	0	0	5.0	3	1	1	0	0	1	6	1	0
	Burlington (R)	1-3	4.54	11	7	0	0	0	35.2	45	22	18	4	0	5	34	1	0
<b>Minor League Totals</b>		<b>2-3</b>	<b>4.20</b>	<b>12</b>	<b>8</b>	<b>0</b>	<b>0</b>	<b>0</b>	<b>40.2</b>	<b>48</b>	<b>23</b>	<b>19</b>	<b>4</b>	<b>0</b>	<b>6</b>	<b>40</b>	<b>2</b>	<b>0</b>

**DZIEDZIC, JONATHAN**

**LHP**

**HT:** 6-0; **WT:** 200; **BATS:** Right; **THROWS:** Left  
**RESIDES:** Humble, Texas  
**SIGNED BY:** Mitch Thompson

**BORN:** Feb. 4, 1991 in Houston, Texas  
**OPENING DAY AGE:** 28

**ACQUIRED:** Selected in the 13th round of the 2013 First-Year Player Draft  
**CAREER NOTES:** 2009: Graduated from Atascocita High School (Texas)...recorded a no-hitter and posted a school-record 110 strikeouts as a senior...2010-13: Attended Lamar University (Texas)...finished as the school's all-time strikeout leader (317)...2014: Named Carolina League All-Star, finishing second in the league with a 2.52 ERA...2015: Named Northwest Arkansas Pitcher of the Year...ranked third in the Texas League in ERA (3.12) and tied for third in wins (10)...2016: Earned Pacific Coast League Pitcher of the Week honors (April 17) for a 3-0 win at New Orleans in which he recorded 7.0 scoreless innings...2017: Earned Pacific Coast League Pitcher of the Week honors (April 16) after recording 12.1 scoreless innings in two starts, both wins...placed on the 7-day DL on June 30 and did not return...2018: Seven of his 24 starts were scoreless (29.1%), as was his only relief appearance, in which he recorded his first career save in 4.0 innings.

Year	Club	W-L	ERA	G	GS	CG	SHO	SV	IP	H	R	ER	HR	HB	BB	SO	WP	BK
2013	Idaho Falls (R)	2-0	2.68	12	11	0	0	0	50.1	45	16	15	1	0	14	47	7	0
2014	Wilmington (A+)	6-7	2.52	24	24	0	0	0	125.0	122	40	35	5	2	37	113	4	0
2015	NW Arkansas (AA)	10-6	3.12	26	25	1	0	0	138.1	138	57	48	9	1	35	93	4	0
	Omaha (AAA)	0-1	21.60	1	1	0	0	0	3.1	10	8	8	3	0	2	4	0	0
2016	Omaha (AAA)	5-10	4.05	26	25	0	0	0	140.0	134	77	63	12	3	63	107	5	1
2017	Omaha (AAA)	3-3	4.73	9	9	0	0	0	45.2	45	24	24	8	0	15	38	3	0
2018	Omaha (AAA)	8-9	3.94	25	24	0	0	1	139.1	141	68	61	11	5	43	96	11	0
<b>Minor League Totals</b>		<b>34-36</b>	<b>3.56</b>	<b>123</b>	<b>119</b>	<b>1</b>	<b>0</b>	<b>1</b>	<b>642.0</b>	<b>635</b>	<b>290</b>	<b>254</b>	<b>49</b>	<b>11</b>	<b>209</b>	<b>498</b>	<b>34</b>	<b>1</b>

**EATON, NATHAN**

**G/INF/OF**

HT: 5-11; WT: 190; BATS: Right; THROWS: Right  
 RESIDES: Chester, Va.  
 SIGNED BY: Jim Farr

BORN: Dec. 22, 1996  
 OPENING DAY AGE: 22

ACQUIRED: Selected in the 21st round of the 2018 First-Year Player Draft  
 CAREER NOTES: **2014:** Graduated from Thomas Dale High School (Va.), where he was named 6A All-Region Second Team as a senior...**2016:** Played in all 56 games at the Virginia Military Institute, matching a school record...**2017:** Did not play baseball...**2018:** His .287/.402/.507 (60-for-209) with 25 extra-base hits plus a Southern Conference-leading and school-record 36 stolen bases in 52 games...also pitched 17 games in relief and held opponents to a .212 average and struck out 28 in 24.1 innings...Named Idaho Falls Player of the Year in his professional debut...hit .354/.427/.581 (92-for-260), leading Royals farmhands in batting average...ranked among Pioneer League leaders in: hits (1st), extra-base hits (37, 1st), total bases (151, 1st), triples (1st), runs (tied for 1st), stolen bases (2nd), batting average (3rd) and on-base percentage (.427, 3rd)...had a team-high 21-game on-base streak...named Pioneer League midseason and postseason All-Star...was the starting third baseman in the Pioneer League All-Star Game and went 5-for-5 with four runs, a double, a triple and two RBI...named MiLB.com Organization All-Star.

Year	Club	AVG	G	AB	R	H	2B	3B	HR	RBI	SH	SF	HP	BB	SO	SB	CS	E
2018	Idaho Falls (R)	.354	66	260	59	92	20	12	5	53	1	5	4	33	60	19	5	17

**EDWARDS, ANDREW**

**RHP**

HT: 6-5; WT: 260; BATS: Right; THROWS: Right  
 RESIDES: Gilbertsville, Ky.  
 SIGNED BY: Jason Bryans

BORN: Oct. 7, 1991 in Benton, Ky.  
 OPENING DAY AGE: 27

ACQUIRED: Selected in the 19th round of the 2013 First-Year Player Draft  
 CAREER NOTES: **2012:** Attended Rend Lake College (Ill.)...posted a 1.94 ERA and 73 strikeouts in 69.1 innings...**2013:** Transferred to Western Kentucky...posted a 1.16 ERA (3 ER in 23.1 IP) with nine saves between two stops in his professional debut...ranked third in the Appalachian League with eight saves...**2014:** Allowed just three home runs in a career-high 86.1 innings (0.3 HR/9)...**2015:** Finished the season with 11 consecutive scoreless outings over seven appearances...went 1-0 with a 2.25 ERA (3 ER in 12.0 IP) in nine outings with the Surprise Saguaros of the Arizona Fall League...**2016:** Made a career-high 42 appearances with a 3.96 ERA (27 ER in 61.1 IP) and 74 strikeouts (10.9 K/9), the second-best strikeout rate among Royals farmhands (min. 60 IP), trailing only Josh Staumont (12.2)...earned Pacific Coast League All-Star honors...**2017:** Spent six weeks on the DL with right elbow inflammation...designated for assignment on July 30 and was outrighted to the minors a week later...**2018:** Placed on the DL in April with a right elbow injury...made five rehab appearances in August/September with Surprise and Idaho Falls.

Year	Club	W-L	ERA	G	GS	CG	SHO	SV	IP	H	R	ER	HR	HB	BB	SO	WP	BK
2013	Wilmington (A+)	1-0	0.00	4	0	0	0	1	6.0	2	0	0	0	1	2	3	1	0
	Burlington (R)	1-1	1.56	14	0	0	0	8	17.1	11	4	3	0	2	11	14	1	0
2014	Wilmington (A+)	0-4	5.89	11	0	0	0	1	18.1	22	12	12	1	2	7	15	0	0
	Lexington (A)	3-5	4.76	22	6	0	0	1	68.0	87	44	36	2	7	29	48	9	1
2015	Wilmington (A+)	0-2	3.86	29	0	0	0	2	42.0	33	19	18	2	6	19	30	5	0
2016	Omaha (AAA)	0-1	5.40	32	0	0	0	5	43.1	44	28	26	7	1	29	51	5	0
	NW Arkansas (AA)	0-0	0.50	10	0	0	0	2	18.0	14	2	1	0	1	4	23	0	0
2017	Omaha (AAA)	0-1	40.50	1	0	0	0	0	0.2	3	3	3	1	0	2	0	0	0
	NW Arkansas (AA)	3-0	6.06	24	0	0	0	4	35.2	45	25	24	2	5	14	36	3	0
	Wilmington (A+)	1-0	1.59	3	0	0	0	0	5.2	5	1	1	0	0	3	9	1	0
2018	Surprise (R)	0-2	9.53	5	2	0	0	0	5.2	9	6	6	0	0	2	9	0	0
	Idaho Falls (R)	1-0	3.86	2	0	0	0	0	2.1	1	1	1	1	0	1	3	1	0
<b>Minor League Totals</b>		<b>10-16</b>	<b>4.48</b>	<b>157</b>	<b>8</b>	<b>0</b>	<b>0</b>	<b>24</b>	<b>263.1</b>	<b>276</b>	<b>145</b>	<b>131</b>	<b>15</b>	<b>25</b>	<b>123</b>	<b>241</b>	<b>26</b>	<b>1</b>

**ELDRED, CALVIN JOHN (C.J.)**

**RHP**

HT: 6-2; WT: 225; BATS: Right; THROWS: Right  
 RESIDES: Mt. Vernon, Iowa  
 ACQUIRED: Signed as a non-drafted free agent, Aug. 7, 2017

BORN: May 6, 1995 in Milwaukee, Wis.  
 OPENING DAY AGE: 23

CAREER NOTES: **2013:** Graduated from Mt. Vernon High School (Iowa), where he led his team to conference titles as a sophomore and senior...**2014:** Attended the University of Indiana, where his collegiate career began as a preferred walk-on, and redshirted that season...**2015:** Transferred to the University of Iowa, but was forced to sit out the season due to transfer regulations...**2016:** Recorded a 3.43 ERA in 94.1 innings with a team-best seven quality starts, serving as the Hawkeyes' Friday Night starter...**2017:** Made one start before missing the rest of the season due to Tommy John surgery...**2018:** Earned Pioneer League Pitcher of the Week for July 8, after recording 7.0 shutout innings on three hits in a 3-1 win vs. Orem...he is the son of Royals pitching coach Cal Eldred.

Year	Club	W-L	ERA	G	GS	CG	SHO	SV	IP	H	R	ER	HR	HB	BB	SO	WP	BK
2018	Idaho Falls (R)	6-2	6.00	13	13	0	0	0	72.0	86	59	48	6	8	12	39	3	0



**EMODI, MICHAEL**

**C**

HT: 6-4; WT: 225; BATS: Right; THROWS: Right  
 RESIDES: Omaha, Neb.  
 SIGNED BY: Matt Price

BORN: April 18, 1996 in Omaha, Neb.  
 OPENING DAY AGE: 22

ACQUIRED: Selected in the 11th round of the 2018 First-Year Player Draft

CAREER NOTES: **2014:** Graduated from Creighton Prep High School (Neb.), where he hit .415 as a senior and was named the senior MVP on the football team...**2017:** Named All-BIG East Second Team as a sophomore and hit .270/.351/.486 with a team-leading 50 hits...**2018:** Hit .282/.376/.505 (53-for-188) as a junior with nine HR, fifth most in the Big East, and a career-high 44 RBI...named one of 16 finalists for the 2018 Johnny Bench Award, presented to the top collegiate catcher in the country...named Big East Player of the Week on March 12 (3 HR in 4 games) and March 19 (7 RBI in 3 games), including a walk-off HR vs. WSU.

Year	Club	AVG	G	AB	R	H	2B	3B	HR	RBI	SH	SF	HP	BB	SO	SB	CS	E
2018	Burlington (R)	.206	27	97	16	20	6	0	3	13	0	0	7	8	40	0	0	3
	Surprise (R)	.100	4	10	3	1	1	0	0	1	0	1	0	5	4	0	0	0
<b>Minor League Totals</b>		<b>.196</b>	<b>31</b>	<b>107</b>	<b>19</b>	<b>21</b>	<b>7</b>	<b>0</b>	<b>3</b>	<b>14</b>	<b>0</b>	<b>1</b>	<b>7</b>	<b>13</b>	<b>44</b>	<b>0</b>	<b>0</b>	<b>3</b>

**ESPOSITO, NATHAN PATRICK**

**C**

HT: 5-11; WT: 195; BATS: Right; THROWS: Right  
 RESIDES: Granite Bay, Calif.  
 SIGNED BY: Josh Hallgren

BORN: June 25, 1993 in Sacramento, Calif.  
 OPENING DAY AGE: 25

ACQUIRED: Selected in the 33rd round of the 2015 First-Year Player Draft

CAREER NOTES: **2011:** Graduated from Granite Bay High School (Calif.), where he was a three-time letterwinner, team captain, team MVP as a catcher and earned all-country honors as a senior...selected by Oakland in the 46th round of the First-Year Player Draft, but did not sign...**2012-15:** Attended Concordia University.

Year	Club	AVG	G	AB	R	H	2B	3B	HR	RBI	SH	SF	HP	BB	SO	SB	CS	E
2015	Surprise (R)	.250	27	64	11	16	4	0	0	5	0	0	4	9	17	3	1	1
2016	Burlington (R)	.317	29	101	11	32	8	1	2	17	1	1	4	5	16	0	2	0
2017	Wilmington (A+)	.225	68	227	14	51	7	1	0	16	2	0	6	8	38	0	0	3
	Omaha (AAA)	.167	4	12	0	2	0	0	0	0	1	0	0	0	4	0	0	1
2018	NW Arkansas (AA)	.156	18	45	5	7	2	0	0	1	0	0	1	2	15	1	0	0
	Wilmington (A+)	.175	21	57	4	10	0	0	0	6	2	1	3	8	12	1	0	0
<b>Minor League Totals</b>		<b>.233</b>	<b>167</b>	<b>506</b>	<b>45</b>	<b>118</b>	<b>21</b>	<b>2</b>	<b>2</b>	<b>45</b>	<b>6</b>	<b>2</b>	<b>18</b>	<b>32</b>	<b>102</b>	<b>5</b>	<b>3</b>	<b>5</b>

**FAMILIA, FELIX**

**C**

HT: 6-2; WT: 205; BATS: Right; THROWS: Right  
 RESIDES: Santo Domingo, D.R.  
 SIGNED BY: Rafael Vasquez

BORN: Oct. 13, 1998 in Santo Domingo Centro, D.R.  
 OPENING DAY AGE: 20

ACQUIRED: Signed as a non-drafted free agent, Aug. 26, 2016

Year	Club	AVG	G	AB	R	H	2B	3B	HR	RBI	SH	SF	HP	BB	SO	SB	CS	E
2017	Dominican Royals	.207	44	145	13	30	9	0	0	18	0	4	4	11	45	2	0	3
2018	Dominican Royals 1	.207	54	121	14	25	1	0	0	9	4	4	9	27	16	4	0	3
<b>Minor League Totals</b>		<b>.207</b>	<b>98</b>	<b>266</b>	<b>27</b>	<b>55</b>	<b>10</b>	<b>0</b>	<b>0</b>	<b>27</b>	<b>4</b>	<b>8</b>	<b>13</b>	<b>38</b>	<b>61</b>	<b>6</b>	<b>0</b>	<b>6</b>

**FEATHERSTON, TAYLOR**

**INF**

HT: 6-1; WT: 185; BATS: Right; THROWS: Right  
 RESIDES: Houston, Texas  
 SIGNED BY: Dar Cox (Rockies)

BORN: Oct. 8, 1989 in Houston, Texas  
 OPENING DAY AGE: 29

ACQUIRED: Signed as a minor league free agent, Jan. 3, 2019

CAREER NOTES: **2008:** Graduated from Taylor High School (Texas), where he played baseball and basketball...**2010:** Attended Texas Christian University, where he was named College World Series All-Tournament and MVP of the NCAA Fourth Worth Regional...**2011:** Named First Team All-Mountain West Conference...selected by Colorado in the fifth round of the First-Year Player Draft...**2013:** Led Medesto in hits, runs, triples and RBI, despite two DL stints from April 4-18 (right oblique strain) and May 25-31 (left elbow hyperextension)...**2014:** Named Texas League midseason and postseason All-Star...selected by the Chicago Cubs in the minor league phase of the Rule 5 Draft, then traded to the Los Angeles Angels...**2015:** Made Opening Day roster with the Angels, and made his Major League debut on April 12 vs. Kansas City...**2016:** Acquired by Philadelphia...appeared in 19 games with the Phillies...**2017:** Acquired by Tampa Bay for cash, June 9...appeared in 16 games for the Rays...**2018:** Signed a minor league contract with Minnesota and appeared in 55 games at Rochester (AAA)...released, June 18...signed a minor league contract with Cincinnati, July 25, and appeared in 36 games with Pensacola (AA)...appeared in 25 games with the Kansas City T-Bones of the American Association.

Year	Club	AVG	G	AB	R	H	2B	3B	HR	RBI	SH	SF	HP	BB	SO	SB	CS	E
2011	Tri-City (A)	.231	49	169	19	39	8	3	2	20	3	0	3	17	38	3	1	14
2012	Asheville (A)	.299	105	378	75	113	30	4	12	53	1	4	8	53	87	15	4	17
2013	Modesto (A+)	.292	116	469	87	137	31	10	13	81	2	6	9	30	110	17	4	22
2014	Tulsa (AA)	.260	127	497	69	129	33	4	16	57	3	3	9	38	114	14	6	16
2015	LOS ANGELES (AL)	.162	101	154	23	25	5	1	2	9	4	1	3	7	46	4	2	6
	Salt Lake (AAA)	.172	7	29	4	5	1	1	0	1	0	1	0	2	8	0	0	2
2016	PHILADELPHIA	.115	19	26	2	3	1	0	0	1	0	0	0	2	11	2	0	0
	Lehigh Valley (AAA)	.254	99	402	56	102	23	4	13	37	1	2	9	25	98	6	3	18
2017	TAMPA BAY	.179	17	39	6	7	1	0	2	6	0	2	1	5	15	1	0	2
	Lehigh Valley (AAA)	.270	46	137	22	37	8	0	3	20	0	2	2	21	34	6	0	5
	Durham (AAA)	.200	31	120	12	24	5	0	4	15	0	1	1	7	58	2	0	2
2018	Rochester (AAA)	.167	55	180	17	30	4	2	4	21	2	4	7	20	70	7	1	9
	Pensacola (AA)	.237	36	135	10	32	2	4	3	15	0	1	1	8	50	2	0	7
<b>Minor League Totals</b>		<b>.160</b>	<b>137</b>	<b>219</b>	<b>31</b>	<b>35</b>	<b>7</b>	<b>1</b>	<b>4</b>	<b>16</b>	<b>4</b>	<b>3</b>	<b>4</b>	<b>14</b>	<b>72</b>	<b>7</b>	<b>2</b>	<b>8</b>
<b>Minor League Totals</b>		<b>.258</b>	<b>671</b>	<b>2516</b>	<b>371</b>	<b>648</b>	<b>145</b>	<b>32</b>	<b>70</b>	<b>320</b>	<b>12</b>	<b>24</b>	<b>49</b>	<b>221</b>	<b>667</b>	<b>72</b>	<b>19</b>	<b>112</b>

**FEBRES, NICOLAS**

INF

HT: 5-11; WT: 178; BATS: Right; THROWS: Right  
 RESIDES: San Felix, Ven.  
 SIGNED BY: Richard Castro, Joelvis Gonzalez, Orlando Estevez  
 ACQUIRED: Signed as a non-drafted free agent, July 21, 2016

BORN: Oct. 11, 1998 in San Felix, Ven.  
 OPENING DAY AGE: 20

Year	Club	AVG	G	AB	R	H	2B	3B	HR	RBI	SH	SF	HP	BB	SO	SB	CS	E
2017	Dominican Royals	.113	26	53	4	6	2	0	0	5	1	2	3	3	18	2	0	0
2018	Dominican Royals 2	.270	63	211	24	57	13	2	0	39	2	1	5	29	23	6	2	7
<b>Minor League Totals</b>		<b>.239</b>	<b>89</b>	<b>264</b>	<b>28</b>	<b>63</b>	<b>15</b>	<b>2</b>	<b>0</b>	<b>44</b>	<b>3</b>	<b>3</b>	<b>8</b>	<b>32</b>	<b>41</b>	<b>8</b>	<b>2</b>	<b>7</b>

**FELIZ, DARWIN DE JESUS**

RHP

HT: 6-1; WT: 171; BATS: Right; THROWS: Right  
 RESIDES: Barahona, D.R.  
 SIGNED BY: Edis Perez, Rafael Vasquez  
 ACQUIRED: Signed as a non-drafted free agent, July 2, 2014  
 CAREER NOTES: 2016: Would have finished sixth in the DSL in ERA, but fell less than an inning short of qualifying.

BORN: Sept. 19, 1996 in Barahona, D.R.  
 OPENING DAY AGE: 22

Year	Club	W-L	ERA	G	GS	CG	SHO	SV	IP	H	R	ER	HR	HB	BB	SO	WP	BK
2015	Dominican Royals	4-5	3.55	13	13	1	1	0	58.1	62	31	23	5	5	10	31	5	1
2016	Dominican Royals	3-0	1.30	13	13	0	0	0	55.1	37	12	8	0	2	9	45	2	2
2017	(Injured - Did Not Pitch)																	
2018	Surprise (R)	0-1	19.64	4	3	0	0	0	3.2	4	8	8	0	1	7	2	0	0
<b>Minor League Totals</b>		<b>7-6</b>	<b>2.99</b>	<b>30</b>	<b>29</b>	<b>1</b>	<b>1</b>	<b>0</b>	<b>117.1</b>	<b>103</b>	<b>51</b>	<b>39</b>	<b>5</b>	<b>8</b>	<b>26</b>	<b>78</b>	<b>7</b>	<b>3</b>

**FERMIN, FREDDY ANTONIO**

C

HT: 5-10; WT: 185; BATS: Right; THROWS: Right  
 RESIDES: Puerto Ordaz, Ven.  
 SIGNED BY: Joelvis Gonzalez, Richard Castro  
 ACQUIRED: Signed as a non-drafted free agent, July 25, 2015

BORN: May 16, 1995 in Puerto Ordaz, Ven.  
 OPENING DAY AGE: 23

CAREER NOTES: 2017: Made his stateside debut and served as the primary catcher for Idaho Falls...had 11 hits and 13 RBI during a four-game stretch from July 22-26, including his first career home run, a two-run shot on July 23 at Helena...reached safely in 40 of 47 games.

Year	Club	AVG	G	AB	R	H	2B	3B	HR	RBI	SH	SF	HP	BB	SO	SB	CS	E
2016	Dominican Royals	.273	52	172	18	47	9	0	0	17	1	6	3	21	23	1	2	5
2017	Idaho Falls (R)	.282	47	163	30	46	5	2	1	39	0	3	4	31	21	0	2	12
2018	Burlington (R)	.246	47	167	28	41	9	1	2	18	1	1	2	25	15	2	1	5
	Idaho Falls (R)	.300	3	10	3	3	1	0	0	1	0	0	0	0	2	0	0	0
<b>Minor League Totals</b>		<b>.268</b>	<b>149</b>	<b>512</b>	<b>79</b>	<b>137</b>	<b>24</b>	<b>3</b>	<b>3</b>	<b>75</b>	<b>2</b>	<b>10</b>	<b>9</b>	<b>77</b>	<b>61</b>	<b>3</b>	<b>5</b>	<b>22</b>

**FERNÁNDEZ, XAVIER A.**

C

See Major League Bios, Page 177

**FISCHER, TYLOR**

RHP

HT: 6-3; WT: 170; BATS: Right; THROWS: Right  
 RESIDES: Houston, Texas  
 SIGNED BY: Justin Lehr

BORN: Aug. 1, 1998 in Houston, Texas  
 OPENING DAY AGE: 20

ACQUIRED: Selected in the 28th round of the 2017 First-Year Player Draft  
 CAREER NOTES: 2017: Graduated from Langham Creek High School (Texas), where he went 6-2 with a 3.12 ERA as a junior and hit .371 with 17 extra-base hits and 27 RBI, leading the Lobos to the state tournament...hit for the cycle in a district game vs. Cy Lakes...named a 6A First-Team All-District outfielder...named Rawlings Perfect Game Second-Team All-American...committed to play baseball at Texas A&M before signing with the Royals...did not make his pro debut in 2017 due to a left elbow injury.

Year	Club	W-L	ERA	G	GS	CG	SHO	SV	IP	H	R	ER	HR	HB	BB	SO	WP	BK
2017	(Injured - Did Not Pitch)																	
2018	(Injured - Did Not Pitch)																	

**FLORENTINO, OMAR**

INF

HT: 5-9; WT: 155; BATS: Switch; THROWS: Right  
 RESIDES: San Juan De La Maguana, D.R.  
 SIGNED BY: Edis Perez  
 ACQUIRED: Signed as a non-drafted free agent, July 4, 2018

BORN: Oct. 26, 2001 in San Juan De La Maguana, D.R.  
 OPENING DAY AGE: 17

Year	Club	AVG	G	AB	R	H	2B	3B	HR	RBI	SH	SF	HP	BB	SO	SB	CS	E
(2019 will be his first year in professional baseball)																		

**FLORES, JECKSSON JOSE**

INF

See Major League Bios, Page 178

**FLORIAN, JOSE**

**OF**

HT: 6-0; WT: 170; BATS: Left; THROWS: Left  
 RESIDES: Barahona, D.R.  
 SIGNED BY: Edis Perez  
 ACQUIRED: Signed as a non-drafted free agent, July 5, 2017

BORN: Sept. 27, 2000 in Barahona, D.R.  
 OPENING DAY AGE: 18

Year	Club	AVG	G	AB	R	H	2B	3B	HR	RBI	SH	SF	HP	BB	SO	SB	CS	E	
2018	Dominican Royals	1	.186	51	156	17	29	6	0	2	11	1	0	3	16	58	1	2	11

**FREITES, JOSE**

**OF**

HT: 6-1; WT: 180; BATS: Right; THROWS: Right  
 RESIDES: Barcelona, Ven.  
 SIGNED BY: Joelvis Gonzalez & Orlando Estevez  
 ACQUIRED: Signed as a non-drafted free agent, July 10, 2018

BORN: Nov. 25, 2001 in El Tigre, Ven.  
 OPENING DAY AGE: 17

Year	Club	AVG	G	AB	R	H	2B	3B	HR	RBI	SH	SF	HP	BB	SO	SB	CS	E
(2019 will be his first year in professional baseball)																		

**FRIAS, ADAN**

**LHP**

HT: 6-0; WT: 200; BATS: Left; THROWS: Left  
 RESIDES: Arraiján, Pan.  
 SIGNED BY: Ricardo Ortiz, Orlando Estevez  
 ACQUIRED: Signed as a non-drafted free agent, July 6, 2016

BORN: May 18, 1999 in San Miguelito, Pan.  
 OPENING DAY AGE: 19

CAREER NOTES: 2017: Recorded 5.0 no-hit innings with six strikeouts and no walks on July 24 vs. the Dominican Red Sox in just his ninth career start, but took the no-decision in a 7-0 Royals loss.

Year	Club	W-L	ERA	G	GS	CG	SHO	SV	IP	H	R	ER	HR	HB	BB	SO	WP	BK
2017	Dominican Royals	0-5	4.26	14	14	0	0	0	50.2	47	35	24	2	3	17	52	3	1
2018	Surprise (R)	2-4	4.85	12	7	0	0	0	42.2	44	26	23	4	1	29	41	2	1
<b>Minor League Totals</b>		<b>2-9</b>	<b>4.53</b>	<b>26</b>	<b>21</b>	<b>0</b>	<b>0</b>	<b>0</b>	<b>93.1</b>	<b>91</b>	<b>61</b>	<b>47</b>	<b>6</b>	<b>4</b>	<b>46</b>	<b>93</b>	<b>5</b>	<b>2</b>

**GARABITO, GERSON YERIS**

**RHP**

HT: 6-0; WT: 160; BATS: Right; THROWS: Right  
 RESIDES: Villa Federico, D.R.  
 SIGNED BY: Edis Perez

BORN: Aug. 19, 1995 in San Cristobal, D.R.  
 OPENING DAY AGE: 23

ACQUIRED: Signed as a non-drafted free agent, Sept. 17, 2012  
 CAREER NOTES: 2017: Went 4-5 with a 2.81 ERA in 15 starts with Lexington, including a 24.2-inning streak in which he did not allow an earned run with the Legends from May 4-Aug. 15...the streak was interrupted by a seven-week stint on the DL that included two rehab starts with Surprise...started 3-2 with a 1.56 ERA (10 ER in 57.2 IP) through his first 11 starts with Lexington, but finished 1-3 with a 6.52 ERA (14 ER in 19.1 IP) in his last four...2018: Named Wilmington Pitcher of the Year after leading the Carolina League with a 3.16 ERA, also best among Royals farmhands...his .226 opponents' average (117-for-517) ranked second in the league and his 116 strikeouts were third among Royals minor leaguers...allowed no more than two earned runs in 20 of 26 starts, including each of his last 10, a stretch in which he went 5-0 with a 1.70 ERA (11 ER in 58.1 IP).

Year	Club	W-L	ERA	G	GS	CG	SHO	SV	IP	H	R	ER	HR	HB	BB	SO	WP	BK
2013	Dominican Royals	1-0	3.04	12	2	0	0	0	26.2	23	10	9	0	1	17	17	9	0
2014	Dominican Royals	2-1	1.28	13	13	0	0	0	49.1	24	12	7	1	5	27	61	11	1
2015	Surprise (R)	3-2	4.11	14	11	0	0	0	57.0	52	32	26	2	4	19	42	3	3
2016	Lexington (A)	2-11	4.80	18	18	0	0	0	80.2	78	50	43	9	7	35	61	12	0
2017	Lexington (A)	4-5	2.81	15	15	0	0	0	77.0	52	36	24	8	5	19	72	5	2
	Surprise (R)	0-0	6.00	2	2	0	0	0	3.0	4	2	2	1	0	1	2	0	0
2018	Wilmington (A+)	8-6	*3.16	26	26	1	0	0	142.1	117	59	50	12	4	73	116	9	2
<b>Minor League Totals</b>		<b>20-25</b>	<b>3.32</b>	<b>100</b>	<b>87</b>	<b>1</b>	<b>0</b>	<b>0</b>	<b>436.0</b>	<b>350</b>	<b>201</b>	<b>161</b>	<b>33</b>	<b>26</b>	<b>191</b>	<b>371</b>	<b>49</b>	<b>8</b>

**GARCIA, EDUARDO**

**INF**

HT: 6-1; WT: 183; BATS: Left; THROWS: Right  
 RESIDES: Azua, D.R.  
 SIGNED BY: Ramon Pena  
 ACQUIRED: Signed as a non-drafted free agent, Jan. 28, 2019

BORN: Sept. 10, 2001 in Azua, D.R.  
 OPENING DAY AGE: 17

Year	Club	AVG	G	AB	R	H	2B	3B	HR	RBI	SH	SF	HP	BB	SO	SB	CS	E
(2019 will be his first year in professional baseball)																		

**GARCIA, HERIBERT**

**RHP**

HT: 6-0; WT: 190; BATS: Right; THROWS: Right  
 RESIDES: Bolivar, Ven.  
 SIGNED BY: Daniel Guerrero  
 ACQUIRED: Signed as a non-drafted free agent, March 31, 2018

BORN: Oct. 2, 1999 in Bolivar, Ven.  
 OPENING DAY AGE: 19

CAREER NOTES: 2018: His 0.94 ERA (5 ER in 47.2 IP) in his professional debut ranked first among Royals farmhands (min. 40 IP), and would've ranked third in the Dominican League, but he fell just shy of qualifying...allowed just one HR in 47.2 innings, including a 30-inning homerless streak to end the season.

Year	Club	W-L	ERA	G	GS	CG	SHO	SV	IP	H	R	ER	HR	HB	BB	SO	WP	BK	
2018	Dominican Royals	1	4-2	0.94	11	10	0	0	0	47.2	19	7	5	1	2	7	44	4	0

**GARCIA, MAIKEL JOSE**

**SS**

HT: 6-0; WT: 145; BATS: Right; THROWS: Right  
 RESIDES: La Sabana, Venezuela  
 SIGNED BY: Richard Castro  
 ACQUIRED: Signed as a non-drafted free agent, July 27, 2016

BORN: March 3, 2000 in La Sabana, Venezuela  
 OPENING DAY AGE: 19

Year	Club	AVG	G	AB	R	H	2B	3B	HR	RBI	SH	SF	HP	BB	SO	SB	CS	E
2017	Dominican Royals	.223	48	157	14	35	1	1	0	7	3	1	0	12	13	9	3	3
2018	Surprise (R)	.228	40	149	15	34	2	1	0	9	6	0	1	15	38	13	6	5
	Dominican Royals 1	.194	12	36	8	7	3	0	0	2	2	0	1	8	7	7	0	2
<b>Minor League Totals</b>		<b>.222</b>	<b>100</b>	<b>342</b>	<b>37</b>	<b>76</b>	<b>6</b>	<b>2</b>	<b>0</b>	<b>18</b>	<b>11</b>	<b>1</b>	<b>1</b>	<b>35</b>	<b>58</b>	<b>29</b>	<b>9</b>	<b>10</b>

**GARCIA, ROBERT CHRISTOPHER**

**LHP**

HT: 6-3; WT: 220; BATS: Right; THROWS: Left  
 RESIDES: Manteca, Calif.  
 SIGNED BY: Josh Hallgren

BORN: June 14, 1996 in Manteca, Calif.  
 OPENING DAY AGE: 22

ACQUIRED: Selected in the 15th round of the 2017 First-Year Player Draft  
 CAREER NOTES: **2014:** Graduated from Modesto Christian High School (Calif.), where he had a 0.89 ERA and 102 strikeouts as a senior... **2015-17:** Attended the University of California - Davis, where as a junior in 2017, he recorded a three-hit shutout with a career-high 11 strikeouts vs. UC Santa Barbara... went 2-1 with a 3.24 ERA in nine outings in the Cape Cod League... **2017:** Pitched 5.0 no-hit innings with six strikeouts in his fifth career start on Aug. 7 at Billings, earning his first win as a starter with Idaho Falls... **2018:** Didn't allow an earned run in his last 25.2 innings (2 unearned runs) over 12 appearances from July 16-Sept. 2, in which he held opponents to a .123 average (10-for-81) with 29 strikeouts (10.2 K/9).

Year	Club	W-L	ERA	G	GS	CG	SHO	SV	IP	H	R	ER	HR	HB	BB	SO	WP	BK
2017	Surprise (R)	1-0	5.40	2	0	0	0	0	5.0	6	3	3	1	0	3	8	0	0
	Idaho Falls (R)	1-5	10.65	11	10	0	0	0	49.0	75	65	58	9	1	25	40	7	0
2018	Lexington (A)	0-2	2.25	13	0	0	0	1	24.0	21	13	6	0	2	11	31	3	0
	Idaho Falls (R)	0-0	1.61	10	0	0	0	3	22.1	18	5	4	1	0	8	18	1	1
<b>Minor League Totals</b>		<b>2-7</b>	<b>6.37</b>	<b>36</b>	<b>10</b>	<b>0</b>	<b>0</b>	<b>4</b>	<b>100.1</b>	<b>120</b>	<b>86</b>	<b>71</b>	<b>11</b>	<b>3</b>	<b>47</b>	<b>94</b>	<b>11</b>	<b>1</b>

**GARCIA, XIONEL**

**OF**

HT: 6-2; WT: 180; BATS: Right; THROWS: Right  
 RESIDES: San Cristobal, D.R.  
 SIGNED BY: Edis Perez

BORN: Dec. 15, 2000 in Santo Domingo, D.R.  
 OPENING DAY AGE: 18

ACQUIRED: Signed as a non-drafted free agent, July 7, 2017

Year	Club	AVG	G	AB	R	H	2B	3B	HR	RBI	SH	SF	HP	BB	SO	SB	CS	E
2018	Dominican Royals 2	.205	59	219	26	45	14	1	0	15	1	3	2	17	73	7	6	6

**GARCIA, YERELMY**

**RHP**

HT: 6-2; WT: 177; BATS: Right; THROWS: Right  
 RESIDES: Juan Baron, D.R.  
 SIGNED BY: Edis Deoleo

BORN: Nov. 5, 1995 in Sabana Grande de Palenque, D.R.  
 OPENING DAY AGE: 23

ACQUIRED: Signed as a non-drafted free agent, Aug. 12, 2015

CAREER NOTES: **2018:** Recorded his first career shutout in his last start on Aug. 27, a 1-0 win vs. Bluefield in which he allowed just four hits and one walk, earning Appalachian League Pitcher of the Week honors.

Year	Club	W-L	ERA	G	GS	CG	SHO	SV	IP	H	R	ER	HR	HB	BB	SO	WP	BK
2016	Dominican Royals	3-4	1.65	14	6	0	0	1	49.0	36	19	9	0	6	10	24	6	1
2017	Burlington (R)	1-3	3.82	18	0	0	0	3	37.2	31	18	16	2	5	15	19	0	0
2018	Burlington (R)	5-2	4.58	11	8	1	1	0	55.0	55	31	28	2	1	14	35	5	2
<b>Minor League Totals</b>		<b>9-9</b>	<b>3.37</b>	<b>43</b>	<b>14</b>	<b>1</b>	<b>1</b>	<b>4</b>	<b>141.2</b>	<b>122</b>	<b>68</b>	<b>53</b>	<b>4</b>	<b>12</b>	<b>39</b>	<b>78</b>	<b>11</b>	<b>3</b>

**GASPARINI, MARTEN**

**INF/OF**

HT: 6-0; WT: 165; BATS: Switch; THROWS: Right  
 RESIDES: Ruda, Italy  
 SIGNED BY: Nick Leto

BORN: May 24, 1997 in Ruda, Italy  
 OPENING DAY AGE: 21

ACQUIRED: Signed as a non-drafted free agent, July 2, 2013

CAREER NOTES: **2013:** Ranked by MLB.com as the fourth-best international prospect and the top European prospect... **2014:** Rated as the 14th-best prospect in the Appalachian League by *Baseball America*... **2015:** Rated as the seventh-best prospect in the Pioneer League by *Baseball America*, after ranking among league leaders in triples (first) and stolen bases (tied for second)... **2016:** Led South Atlantic League shortstops in errors.

Year	Club	AVG	G	AB	R	H	2B	3B	HR	RBI	SH	SF	HP	BB	SO	SB	CS	E
2014	Burlington (R)	.191	19	68	11	13	2	1	0	1	1	0	0	3	32	4	1	11
	Idaho Falls (R)	.455	4	11	4	5	0	0	1	3	0	0	0	1	2	2	0	4
2015	Idaho Falls (R)	.259	54	197	36	51	4	*10	2	25	4	5	2	25	80	26	9	35
2016	Lexington (A)	.196	111	382	35	75	12	2	7	42	11	4	1	31	134	14	10	48
2017	Lexington (A)	.227	122	406	48	92	19	3	9	50	12	4	1	27	121	18	11	6
2018	Lexington (A)	.222	103	343	38	76	16	2	4	34	8	2	2	23	119	18	9	2
<b>Minor League Totals</b>		<b>.222</b>	<b>413</b>	<b>1407</b>	<b>172</b>	<b>312</b>	<b>53</b>	<b>18</b>	<b>23</b>	<b>155</b>	<b>36</b>	<b>15</b>	<b>6</b>	<b>110</b>	<b>488</b>	<b>82</b>	<b>40</b>	<b>106</b>



**GAVIN, GRANT DAVID**

**RHP**

HT: 6-2; WT: 185; BATS: Right; THROWS: Right  
 RESIDES: Parkville, Mo.  
 SIGNED BY: Eric Briggs

BORN: July 10, 1995 in Kansas City, Mo.  
 OPENING DAY AGE: 23

ACQUIRED: Selected in the 29th round of the 2016 First-Year Player Draft  
 CAREER NOTES: 2013: Graduated from St. Pius X High School (Mo.)...2016: Attended the University of Central Missouri, where he recorded a school-record 13 saves as a junior, most in the MIAA and sixth most in Division II...went 4-3 with a 2.64 ERA (9 ER in 30.2 IP)...195 opponents' average and 35 strikeouts in 27 appearances...named to Division II Conference Commissioner's Association and National Collegiate Baseball Writers of America All-Region Teams...earned Surprise Royals Pitcher of the Year honors, ranking among Arizona League leaders in WHIP (0.93, second), ERA (fourth) and opponents' average (217, fourth)...was named Arizona League postseason All-Star...ranked first among Royals farmhands (min. 25.0 IP) with a 9.40 strikeout-to-walk ratio...2017: Earned South Atlantic League midseason All-Star honors, going 1-2 with a 1.38 ERA and 43 strikeouts in 32.2 innings (11.8 K/9) for the Legends before his promotion to Wilmington on June 22...had a 20.1-inning scoreless streak from April 18-June 2 over 12 appearances...held opponents scoreless in 30 of his 36 appearances between the two levels...ranked third among Royals farmhands in ERA (min. 50 IP) and fourth with a 10.6 K/9 (77 K in 65.1 IP)...2018: Recorded a 1.50 ERA (2 ER in 12.0 IP) over nine appearances in the Arizona Fall League.

Year	Club	W-L	ERA	G	GS	CG	SHO	SV	IP	H	R	ER	HR	HB	BB	SO	WP	BK
2016	Surprise (R)	3-1	2.01	13	4	0	0	1	49.1	41	17	11	0	2	5	47	4	0
2017	Lexington (A)	1-2	1.38	19	0	0	0	6	32.2	17	6	5	1	0	14	43	3	0
	Wilmington (A+)	2-0	1.93	17	0	0	0	3	32.2	26	7	7	1	1	11	34	4	0
2018	NW Arkansas (AA)	0-1	3.19	21	0	0	0	1	31.0	27	11	11	4	2	17	30	5	0
	Wilmington (A+)	1-0	3.18	13	0	0	0	0	22.2	13	8	8	3	0	9	31	0	0
<b>Minor League Totals</b>		<b>7-4</b>	<b>2.25</b>	<b>83</b>	<b>4</b>	<b>0</b>	<b>0</b>	<b>11</b>	<b>168.1</b>	<b>124</b>	<b>49</b>	<b>42</b>	<b>9</b>	<b>5</b>	<b>56</b>	<b>185</b>	<b>16</b>	<b>0</b>

**GIGLIOTTI, MICHAEL**

**OF**

HT: 6-1; WT: 180; BATS: Left; THROWS: Left  
 RESIDES: Sevierville, Tenn.  
 SIGNED BY: Nick Hamilton

BORN: Feb. 14, 1996 in Fort Lauderdale, Fla.  
 OPENING DAY AGE: 23

ACQUIRED: Selected in the fourth round of the 2017 First-Year Player Draft  
 CAREER NOTES: 2014: Graduated from Archbishop Edward A. McCarthy High School (Fla.) after leading the Mavericks to a Florida State Championship in 2012 and 2013...2015-17: Attended Lipscomb University...2016: Named recipient of the Robert A. McNeese Award, given to the Cape Cod's top pro prospect, after he hit .310/.404/.426 (48-for-155) with 31 runs, eight doubles, two home runs, 18 RBI and 11 steals for the Falmouth Commodores...2017: Named Atlantic Sun Conference Co-Defensive Player of the Year as a junior and earned his third consecutive Second Team All-Conference selection, batting .282/.447/.406 (57-for-202) with 60 runs, 18 extra-base hits, 17 RBI, 51 walks and 31 stolen bases, which led the ASUN Conference and ranked tied for sixth in the country...named *Baseball America* Rookie All-Star and an Appalachian League All-Star in his pro debut, batting .320/.420/.456 (77-for-241) with 21 extra-base hits and 22 steals between two levels...ranked among Appalachian League leaders in steals (15, third), on-base percentage (.442, third), walks (32, third) and batting average (.329, sixth)...homered twice in his professional debut on June 22 vs. Kingsport...ranked second among Royals farmhands with a .420 on-base percentage (min. 275 plate appearances)...2018: Limited to six games due to a right knee injury...2019: Entered the season as the Royals' No. 10 prospect according to MLB.com.

Year	Club	AVG	G	AB	R	H	2B	3B	HR	RBI	SH	SF	HP	BB	SO	SB	CS	E
2017	Burlington (R)	.329	42	155	30	51	8	3	3	30	1	2	1	32	21	15	5	1
	Lexington (A)	.302	22	86	14	26	5	1	1	8	2	1	3	8	20	7	5	1
2018	Lexington (A)	.235	6	17	3	4	1	0	1	2	1	0	0	6	5	1	0	1
<b>Minor League Totals</b>		<b>.314</b>	<b>70</b>	<b>258</b>	<b>47</b>	<b>81</b>	<b>14</b>	<b>4</b>	<b>5</b>	<b>40</b>	<b>4</b>	<b>3</b>	<b>4</b>	<b>46</b>	<b>46</b>	<b>23</b>	<b>10</b>	<b>2</b>

**GOMEZ, OFREIDY**

**RHP**

HT: 6-3; WT: 190; BATS: Right; THROWS: Right  
 RESIDES: Pueblo Viejo, Azua, D.R.  
 SIGNED BY: Edis Perez

BORN: July 6, 1995 in Pueblo Viejo, Azua, D.R.  
 OPENING DAY AGE: 23

ACQUIRED: Signed as a non-drafted free agent, May 10, 2012  
 CAREER NOTES: 2017: Led Lexington with a career-high 22 starts, 137.2 innings and 108 strikeouts...2018: Ranked third in the Carolina League and among Royals farmhands with a 3.40 ERA (51 ER in 135.0 IP).

Year	Club	W-L	ERA	G	GS	CG	SHO	SV	IP	H	R	ER	HR	HB	BB	SO	WP	BK
2013	Dominican Royals	3-0	2.35	10	0	0	0	0	23.0	15	13	6	0	6	14	17	6	0
2014	Dominican Royals	0-4	6.17	12	4	0	0	1	35.0	35	33	24	1	6	20	35	15	0
2015	Dominican Royals	0-4	3.04	14	11	0	0	2	50.1	44	22	17	1	11	17	42	9	0
2016	Burlington (R)	5-4	5.20	12	12	1	0	0	55.1	46	35	32	4	8	27	44	9	1
2017	Lexington (A)	7-12	5.18	28	22	0	0	1	137.1	162	92	79	12	13	46	108	19	1
2018	Wilmington (A+)	6-10	3.40	27	22	0	0	1	135.0	134	65	51	13	11	61	104	13	0
<b>Minor League Totals</b>		<b>21-34</b>	<b>4.31</b>	<b>103</b>	<b>71</b>	<b>1</b>	<b>0</b>	<b>5</b>	<b>436.0</b>	<b>436</b>	<b>260</b>	<b>209</b>	<b>31</b>	<b>55</b>	<b>185</b>	<b>350</b>	<b>71</b>	<b>2</b>

**GONZALEZ, ADRIAN**

**RHP**

HT: 6-2; WT: 170; BATS: Right; THROWS: Right  
 RESIDES: Vicente Noble, D.R.  
 SIGNED BY: Edis Perez

BORN: Sept. 30, 2000 in Vicente Noble, D.R.  
 OPENING DAY AGE: 18

ACQUIRED: Signed as a non-drafted free agent, Oct. 19, 2018

Year	Club	W-L	ERA	G	GS	CG	SHO	SV	IP	H	R	ER	HR	HB	BB	SO	WP	BK
(2019 will be his first year in professional baseball)																		

**GONZALEZ, HERARD**

**INF**

HT: 5-11; WT: 167; BATS: Switch; THROWS: Right  
 RESIDES: Villa Vasquez, D.R.  
 SIGNED BY: Edis Perez & Fabio Herrera  
 ACQUIRED: Signed as a non-drafted free agent, July 6, 2017

BORN: May 16, 2001 in Villa Vasquez, D.R.  
 OPENING DAY AGE: 17

Year	Club	AVG	G	AB	R	H	2B	3B	HR	RBI	SH	SF	HP	BB	SO	SB	CS	E
2018	Dominican Royals 1	.216	55	167	28	36	4	0	1	15	5	0	2	24	42	22	6	6

**GRAY, TYLER**

**RHP**

HT: 6-2; WT: 180; BATS: Right; THROWS: Right  
 RESIDES: Los Angeles, Calif.  
 SIGNED BY: Matt Price

BORN: May 21, 1996 in Fort Smith, Ark.  
 OPENING DAY AGE: 22

ACQUIRED: Selected in the seventh round of the 2018 First-Year Player Draft  
 CAREER NOTES: **2014:** Graduated from Fort Smith Southside High School (Ark.)...**2017:** Selected by Minnesota in the 20th round of the 2017 Draft, but did not sign...**2018:** Earned Southland Conference Pitcher of the Year honors, going 6-2 with a 3.32 ERA (36 ER in 97.2 IP) and 116 strikeouts (10.7 K/9) in 14 starts...his 116 strikeouts ranked second in the conference and his 284 career strikeouts are most in school history...matched a school record with 14 strikeouts vs. McNeese State, and recorded a three-hit shutout with 12 strikeouts vs. UT Martin...both performances earned him Conference Pitcher of the Week honors...later broke his school record with a 15-strikeout performance in 8.0 innings at Abilene Christian.

Year	Club	W-L	ERA	G	GS	CG	SHO	SV	IP	H	R	ER	HR	HB	BB	SO	WP	BK
2018	Idaho Falls (R)	3-2	4.56	12	2	0	0	2	47.1	48	31	24	4	1	20	57	8	0

**GRIFFIN, FOSTER (FRED)**

**LHP**

See Major League Bios, Page 179

**GRULLON, FRANCIS**

**INF**

HT: 5-10; WT: 170; BATS: Switch; THROWS: Right  
 RESIDES: Santo Domingo Centro, D.R.  
 SIGNED BY: Edis Perez & Fabio Herrera  
 ACQUIRED: Signed as a non-drafted free agent, July 8, 2017

BORN: Oct. 13, 2000 in Santo Domingo Centro, D.R.  
 OPENING DAY AGE: 18

Year	Club	AVG	G	AB	R	H	2B	3B	HR	RBI	SH	SF	HP	BB	SO	SB	CS	E
2018	Dominican Royals 2	.205	47	151	22	31	8	1	0	10	2	1	3	19	29	7	4	14

**GUABA, YORDY**

**RHP**

HT: 6-3; WT: 175; BATS: Right; THROWS: Right  
 RESIDES: Santiago de los Caballeros, D.R.  
 SIGNED BY: Rafael Vasquez  
 ACQUIRED: Signed as a non-drafted free agent, March 5, 2018

BORN: Sept. 8, 2000 in Santiago de los Caballeros, D.R.  
 OPENING DAY AGE: 18

Year	Club	W-L	ERA	G	GS	CG	SHO	SV	IP	H	R	ER	HR	HB	BB	SO	WP	BK
2018	Dominican Royals 1	0-0	27.00	1	0	0	0	0	1.0	2	3	3	0	0	2	1	1	0
	Dominican Royals 2	1-1	0.46	9	2	0	0	0	19.2	11	2	1	0	2	15	20	2	2
<b>Minor League Totals</b>		<b>1-1</b>	<b>1.74</b>	<b>10</b>	<b>2</b>	<b>0</b>	<b>0</b>	<b>0</b>	<b>20.2</b>	<b>13</b>	<b>5</b>	<b>4</b>	<b>0</b>	<b>2</b>	<b>17</b>	<b>21</b>	<b>3</b>	<b>2</b>

**GUZMAN, JEISON**

**INF**

HT: 6-2; WT: 180; BATS: Switch; THROWS: Right  
 RESIDES: Santo Domingo Este, D.R.  
 SIGNED BY: Edis Perez  
 ACQUIRED: Signed as a non-drafted free agent, July 3, 2015

BORN: Oct. 8, 1998 in Santo Domingo, D.R.  
 OPENING DAY AGE: 20

CAREER NOTES: **2016:** Ranked tied for second in the Arizona League in runs scored.

Year	Club	AVG	G	AB	R	H	2B	3B	HR	RBI	SH	SF	HP	BB	SO	SB	CS	E
2016	Dominican Royals	.171	9	35	4	6	2	0	0	0	0	0	0	3	6	2	0	3
	Surprise (R)	.261	45	188	35	49	9	5	1	19	1	0	1	18	44	5	3	23
2017	Burlington (R)	.207	54	193	21	40	4	2	0	15	9	4	2	21	45	3	3	16
2018	Lexington (A)	.239	60	209	27	50	11	3	2	21	5	0	4	18	58	12	4	22
		.283	25	106	17	30	1	1	2	8	1	0	0	12	16	14	1	10
<b>Minor League Totals</b>		<b>.239</b>	<b>193</b>	<b>731</b>	<b>104</b>	<b>175</b>	<b>27</b>	<b>11</b>	<b>5</b>	<b>63</b>	<b>7</b>	<b>16</b>	<b>12</b>	<b>72</b>	<b>169</b>	<b>36</b>	<b>11</b>	<b>74</b>

**HAAKE, ZACH**

**RHP**

**HT:** 6-4; **WT:** 186; **BATS:** Right; **THROWS:** Right  
**RESIDES:** Breese, Ill.  
**SIGNED BY:** Mike Farrell

**BORN:** Oct. 8, 1996 in Belleville, Ill.  
**OPENING DAY AGE:** 22

**ACQUIRED:** Selected in the sixth round of the 2018 First-Year Player Draft  
**CAREER NOTES:** 2015: Graduated from Mater Dei Catholic High School (Ill.), where he was a four-year letterman...2016: Began his collegiate career at Arkansas State...2017: Transferred to John A. Logan Junior College, where he went 8-1 with a 2.52 ERA (22 ER in 78.2 IP) and 91 strikeouts (10.4 K/9)...2018: Entered the year No. 54 among *Baseball America's* draft prospects...transferred to the University of Kentucky, where he made 15 appearances (6 starts) with 36 strikeouts in 34.0 innings...last name is pronounced "hockey."

Year	Club	W-L	ERA	G	GS	CG	SHO	SV	IP	H	R	ER	HR	HB	BB	SO	WP	BK
2018	Surprise (R)	0-0	1.86	5	4	0	0	0	9.2	7	2	2	1	1	2	10	0	0
	Idaho Falls (R)	0-0	1.59	2	2	0	0	0	5.2	2	1	1	0	0	2	4	0	0
<b>Minor League Totals</b>		<b>0-0</b>	<b>1.76</b>	<b>7</b>	<b>6</b>	<b>0</b>	<b>0</b>	<b>0</b>	<b>15.1</b>	<b>9</b>	<b>3</b>	<b>3</b>	<b>1</b>	<b>1</b>	<b>4</b>	<b>14</b>	<b>0</b>	<b>0</b>

**HANCOCK, WILLIAM**

**C**

**HT:** 6-2; **WT:** 200; **BATS:** Left; **THROWS:** Right  
**RESIDES:** Little Rock, Ark.  
**SIGNED BY:** Matt Price

**BORN:** Oct. 31, 1996 in Little Rock, Ark.  
**OPENING DAY AGE:** 22

**ACQUIRED:** Selected in the 31st round of the 2018 First-Year Player Draft  
**CAREER NOTES:** 2015: Graduated from Little Rock Catholic High School (Ark.), where he was a 7A All-State selection as a senior...2018: Hit .280/.349/.393 (47-for-168) with a career-high five HR as a junior at the University of Central Arkansas, including a walk-off HR on April 15 vs. UT Martin...joined UCA teammates RHP Tyler Gray (7th round) and OF Hunter Strong (25th round) as 2018 Royals Draft picks.

Year	Club	AVG	G	AB	R	H	2B	3B	HR	RBI	SH	SF	HP	BB	SO	SB	CS	E
2018	Lexington (A)	.200	6	20	1	4	1	0	0	1	0	1	0	1	9	0	0	0
	Surprise (R)	.224	24	76	6	17	5	1	1	7	0	2	4	8	25	0	1	0
<b>Minor League Totals</b>		<b>.219</b>	<b>30</b>	<b>96</b>	<b>7</b>	<b>21</b>	<b>6</b>	<b>1</b>	<b>1</b>	<b>8</b>	<b>0</b>	<b>3</b>	<b>4</b>	<b>9</b>	<b>34</b>	<b>0</b>	<b>1</b>	<b>0</b>

**HEASLEY, JON**

**RHP**

**HT:** 6-3; **WT:** 215; **BATS:** Right; **THROWS:** Right  
**RESIDES:** Dallas, Texas  
**SIGNED BY:** Chad Lee

**BORN:** Jan. 27, 1997 in Plano, Texas  
**OPENING DAY AGE:** 22

**ACQUIRED:** Selected in the 13th round of the 2018 First-Year Player Draft  
**CAREER NOTES:** 2016: Graduated from Prestonwood Christian Academy High School (Texas), where he went 29-3 with a 1.47 ERA, including 13-0, 0.33 ERA (4 ER in 65 IP) as a senior...2018: Was the Opening Day starter at Oklahoma State, leading the Cowboys to a 16-8 record, second best in the Big 12...recorded his first career complete game with seven strikeouts in the NCAA Deland Regional, a 6-1 win vs. USF on June 3...had a 3.28 ERA (9 ER in 24.2 IP) and .208 opponents' average (20-for-96) in his last five starts with Idaho Falls.

Year	Club	W-L	ERA	G	GS	CG	SHO	SV	IP	H	R	ER	HR	HB	BB	SO	WP	BK
2018	Idaho Falls (R)	1-3	5.15	12	11	0	0	0	50.2	55	38	29	4	1	16	35	4	0

**HEATH, NICHOLAS JAMES**

**OF**

**HT:** 6-1; **WT:** 187; **BATS:** Left; **THROWS:** Left  
**RESIDES:** Milford, Kan.  
**SIGNED BY:** Travis Ezi

**BORN:** Nov. 27, 1993 in Atlanta, Ga.  
**OPENING DAY AGE:** 25

**ACQUIRED:** Selected in the 16th round of the 2016 First-Year Player Draft  
**CAREER NOTES:** 2012: Graduated from Junction City High School (Kan.)...2016: Attended Northwestern State University, where he set the school's single-season record with 35 stolen bases in 42 attempts (83.3 percent) and ranks third in school history with 75 steals...also led the team with 43 runs and recorded a career-high 27 RBI, earning All-Southland Conference Third-Team honors...led the Pioneer League with 36 stolen bases—10 more than anyone else—and ranked third among Royals farmhands in steals, despite playing in only 62 games...2017: Ranked fifth among Royals farmhands with 25 steals, despite missing five weeks due to injury...2018: Led Royals prospects with a career-high 39 stolen bases, including 29 at Wilmington, second most in the Carolina League, despite playing in just 54 games there...named to Arizona Fall League Top Prospects Team, after batting .338 (26-for-77) with a .427 on-base percentage, while leading the AFL in stolen bases (13) and runs (21).

Year	Club	AVG	G	AB	R	H	2B	3B	HR	RBI	SH	SF	HP	BB	SO	SB	CS	E
2016	Idaho Falls (R)	.291	62	230	39	67	8	4	2	28	2	2	1	21	61	36	10	12
2017	Lexington (R)	.400	2	5	1	2	0	0	0	1	0	0	0	0	1	1	0	0
	Surprise (R)	.250	4	16	3	4	1	0	0	3	0	0	0	3	2	3	0	0
	Wilmington (A+)	.250	60	224	27	56	7	0	1	12	3	1	1	19	59	21	8	3
2018	NW Arkansas (AA)	.257	36	105	22	27	3	3	0	7	6	1	0	13	33	10	0	2
	Wilmington (A+)	.284	54	194	37	55	8	1	2	20	5	1	2	35	65	29	9	1
<b>Minor League Totals</b>		<b>.273</b>	<b>218</b>	<b>774</b>	<b>129</b>	<b>211</b>	<b>27</b>	<b>8</b>	<b>5</b>	<b>71</b>	<b>16</b>	<b>5</b>	<b>4</b>	<b>91</b>	<b>221</b>	<b>100</b>	<b>27</b>	<b>18</b>

**HELLINGER, JARET**

**LHP**

HT: 6-4; WT: 190; BATS: Right; THROWS: Left  
 RESIDES: McDonough, Ga.  
 SIGNED BY: Justin Clark (Braves)

BORN: Nov. 18, 1996 in Stockbridge, Ga.  
 OPENING DAY AGE: 22

ACQUIRED: Signed as a minor league free agent, March 27, 2018

CAREER NOTES: 2015: Graduated from Ola High School (Ga.)...selected by Atlanta in the 20th round of the First-Year Player Draft...2016: In his first full season, led the Danville (R) staff in starts, innings and strikeouts...2017: Held left-handed batters to a .182 average (8-for-44) an no extra-base hits...2018: Released by Atlanta, March 18, and signed by Kansas City nine days later.

Year	Club	W-L	ERA	G	GS	CG	SHO	SV	IP	H	R	ER	HR	HB	BB	SO	WP	BK
2015	GCL Braves (R)	2-2	3.15	10	6	0	0	0	34.1	34	19	12	1	2	14	33	9	0
2016	Danville (R)	2-4	4.50	13	13	0	0	0	62.0	63	39	31	3	6	28	47	11	0
2017	Florida (A+)	0-0	0.00	1	0	0	0	0	2.0	1	0	0	0	0	0	0	0	0
	Rome (A)	0-2	9.49	6	1	0	0	0	12.1	17	14	13	0	0	9	6	3	0
	Danville (R)	4-2	3.64	13	7	0	0	1	54.1	44	23	22	4	6	20	41	6	0
2018	Idaho Falls (R)	2-1	4.60	17	0	0	0	4	29.1	35	20	15	3	0	6	25	5	0
<b>Minor League Totals</b>		<b>10-11</b>	<b>4.31</b>	<b>60</b>	<b>27</b>	<b>0</b>	<b>0</b>	<b>5</b>	<b>194.1</b>	<b>194</b>	<b>115</b>	<b>93</b>	<b>11</b>	<b>14</b>	<b>77</b>	<b>152</b>	<b>34</b>	<b>0</b>

**HENRY, ISAIAH**

**OF**

HT: 6-3; WT: 185; BATS: Right; THROWS: Right  
 RESIDES: Houston, Texas  
 SIGNED BY: Justin Lehr

BORN: March 22, 1999 in Houston, Texas  
 OPENING DAY AGE: 20

ACQUIRED: Selected in the 14th round of the 2017 First-Year Player Draft

CAREER NOTES: 2017: Graduated from North Shore High School (Texas), where he was a two-way player...also played running back and wide receiver for the football team that won the 2015 Texas 6A/Division I State Championship...attended Major League Baseball's Development Pipeline event in Houston in January.

Year	Club	AVG	G	AB	R	H	2B	3B	HR	RBI	SH	SF	HP	BB	SO	SB	CS	E
2017	Surprise (R)	.202	32	99	13	20	1	1	0	3	0	0	2	18	43	7	6	4
2018	Surprise (R)	.275	24	69	9	19	2	3	0	6	1	1	0	7	30	2	1	1
	Burlington (R)	.214	17	56	12	12	2	1	0	5	1	0	0	9	30	2	1	0
<b>Minor League Totals</b>		<b>.228</b>	<b>73</b>	<b>224</b>	<b>34</b>	<b>51</b>	<b>5</b>	<b>5</b>	<b>0</b>	<b>14</b>	<b>2</b>	<b>1</b>	<b>2</b>	<b>34</b>	<b>103</b>	<b>11</b>	<b>8</b>	<b>5</b>

**HENSLEY, BRYCE**

**LHP**

HT: 6-4; WT: 210; BATS: Left; THROWS: Left  
 RESIDES: Greensboro, N.C.  
 SIGNED BY: Joe Barbera

BORN: Oct. 3, 1995 in Asheville, N.C.  
 OPENING DAY AGE: 23

ACQUIRED: Selected in the 22nd round of the 2018 First-Year Player Draft

CAREER NOTES: 2014: Graduated from A.C. Reynolds High School (N.C.), where he was named team MVP and the Mountain Athletic Conference Pitcher of the Year as a senior...2015: Tied for the team lead with seven wins while posting a 2.95 ERA and 74 strikeouts in 73.1 innings in his lone season at Catawba Valley Community College...recorded four complete games, including a no-hitter with 14 strikeouts vs. New River CC on April 12...2016: Transferred to UNC Greensboro...2018: Went 6-2 with a 4.21 ERA and 82 strikeouts in 83.1 innings as a senior.

Year	Club	W-L	ERA	G	GS	CG	SHO	SV	IP	H	R	ER	HR	HB	BB	SO	WP	BK
2018	Lexington (A)	0-0	0.00	1	0	0	0	0	1.1	1	0	0	0	0	0	2	0	0
	Surprise (R)	2-0	1.42	11	0	0	0	2	19.0	15	5	3	0	0	5	21	2	0
<b>Minor League Totals</b>		<b>2-0</b>	<b>1.33</b>	<b>12</b>	<b>0</b>	<b>0</b>	<b>0</b>	<b>2</b>	<b>20.1</b>	<b>16</b>	<b>5</b>	<b>3</b>	<b>0</b>	<b>0</b>	<b>5</b>	<b>23</b>	<b>2</b>	<b>0</b>

**HERNANDEZ, CARLOS EDUARDO**

**RHP**

HT: 6-4; WT: 175; BATS: Right; THROWS: Right  
 RESIDES: San Felix, Ven.  
 SIGNED BY: Joelvis Gonzalez, Orlando Estevez  
 ACQUIRED: Signed as a non-drafted free agent, July 19, 2017

BORN: March 11, 1997 in Guayana, Ven.  
 OPENING DAY AGE: 22

CAREER NOTES: 2018: Did not allow an earned run in three consecutive starts from June 29-July 9, and recorded 7.0 innings in each outing...held opponents to a .134 average (9-for-67) in those three startswith 20 strikeouts in 21.0 innings, including a career-high 12 strikeouts in a 2-1 win over Greensboro on July 9.

Year	Club	W-L	ERA	G	GS	CG	SHO	SV	IP	H	R	ER	HR	HB	BB	SO	WP	BK
2017	Burlington (R)	1-4	5.49	12	11	0	0	0	62.1	64	45	38	6	9	27	62	7	3
2018	Lexington (A)	6-5	3.29	15	15	0	0	0	79.1	71	36	29	7	4	23	82	3	0
<b>Minor League Totals</b>		<b>7-9</b>	<b>4.26</b>	<b>27</b>	<b>26</b>	<b>0</b>	<b>0</b>	<b>0</b>	<b>141.2</b>	<b>135</b>	<b>81</b>	<b>67</b>	<b>13</b>	<b>13</b>	<b>50</b>	<b>144</b>	<b>10</b>	<b>3</b>

**HERNANDEZ, DIEGO**

**OF**

HT: 6-0; WT: 150; BATS: Left; THROWS: Left  
 RESIDES: Santo Domingo Este, D.R.  
 SIGNED BY: Fabio Herrera & Felix Francisco

BORN: Nov. 21, 2000 in Santo Domingo Este, D.R.  
 OPENING DAY AGE: 18

ACQUIRED: Signed as a non-drafted free agent, July 8, 2017

CAREER NOTES: 2018: Limited to just 10 games in his professional debut, due to a season-ending right ankle injury.

Year	Club	AVG	G	AB	R	H	2B	3B	HR	RBI	SH	SF	HP	BB	SO	SB	CS	E
2018	Dominican Royals	.325	10	40	7	13	0	1	0	3	0	1	1	4	4	5	3	0



**HERNANDEZ, ELIER JOSE**

**OF**

See Major League Bios, Page 180

**HERNANDEZ, OMAR**

**C**

HT: 5-11; WT: 170; BATS: Switch; THROWS: Right  
 RESIDES: Barcelona, Spain  
 SIGNED BY: Nick Leto & Rene Francisco  
 ACQUIRED: Signed as a non-drafted free agent, Aug. 17, 2018

BORN: Dec. 10, 2001 in La Habana, Cuba  
 OPENING DAY AGE: 17

Year	Club	AVG	G	AB	R	H	2B	3B	HR	RBI	SH	SF	HP	BB	SO	SB	CS	E
(2019 will be his first year in professional baseball)																		

**HERRERA, FRANK**

**INF**

HT: 6-0; WT: 165; BATS: Switch; THROWS: Right  
 RESIDES: San Joaquin, Ven.  
 SIGNED BY: Richard Castro & Alberto Garcia  
 ACQUIRED: Signed as a non-drafted free agent, July 18, 2017

BORN: March 20, 2001 in Guacara, Ven.  
 OPENING DAY AGE: 18

Year	Club	AVG	G	AB	R	H	2B	3B	HR	RBI	SH	SF	HP	BB	SO	SB	CS	E
2018	Dominican Royals	.212	48	156	9	33	6	0	0	15	1	0	2	9	32	3	3	10

**HICKLEN, BREWER (CHARLES)**

**OF**

HT: 6-2; WT: 208; BATS: Right; THROWS: Right  
 RESIDES: Huntsville, Ala.  
 SIGNED BY: Nick Hamilton

BORN: Feb. 9, 1996 in Huntsville, Ala.  
 OPENING DAY AGE: 23

ACQUIRED: Selected in the seventh round of the 2017 First-Year Player Draft  
 CAREER NOTES: **2014:** Graduated from Huntsville High School (Ala.), where he was named *Louisville Slugger* High School All-America Catcher Honorable Mention as a senior...earned National High School Invitational All-Tournament honors as the quarterback of the football team...**2015-17:** Attended the University of Alabama at Birmingham, where he redshirted in 2015...planned to play football and baseball at UAB, before the school's football program was shut down after the 2014 season...**2016:** Named Conference USA All-Freshman Team after leading the team in walks (38), runs (37), steals (22) and triples (four)...**2017:** Earned All-Conference USA Second-Team honors after batting .328/.422/.586 (61-for-186) with 26 extra-base hits, 31 RBI and a conference-best 17 steals in 21 attempts...had a 19-game hitting streak, four shy of the school record, and ended the season on a 41-game on-base streak...became the highest player drafted out of UAB when the Royals selected him in the seventh round (210th overall)...reached safely in 36 of 39 games in his pro debut...**2018:** Named MiLB.com Organization All-Star...ranked among Royals minor league leaders in stolen bases (3rd), HR (5th) and RBI (5th)...his 29 steals in just 82 games at Lexington ranked fifth in the South Atlantic League.

Year	Club	AVG	G	AB	R	H	2B	3B	HR	RBI	SH	SF	HP	BB	SO	SB	CS	E
2017	Surprise (R)	.348	19	69	19	24	3	3	3	13	0	1	3	9	24	13	3	0
	Idaho Falls (R)	.299	20	99	19	26	8	2	1	10	0	0	3	9	22	3	1	0
2018	Wilmington (A+)	.211	22	71	11	15	4	0	1	3	2	0	1	4	26	6	0	0
	Lexington (A)	.307	82	306	59	94	18	3	17	65	0	4	13	24	98	29	6	2
<b>Minor League Totals</b>		<b>.298</b>	<b>143</b>	<b>533</b>	<b>108</b>	<b>159</b>	<b>33</b>	<b>8</b>	<b>22</b>	<b>91</b>	<b>2</b>	<b>5</b>	<b>20</b>	<b>46</b>	<b>170</b>	<b>51</b>	<b>10</b>	<b>2</b>

**HINTON, KYLE**

**RHP**

HT: 6-0; WT: 200; BATS: Right; THROWS: Right  
 RESIDES: Newark, Del.  
 SIGNED BY: Jim Farr

BORN: Feb. 12, 1997 in Wilmington, Del.  
 OPENING DAY AGE: 22

ACQUIRED: Selected in the 16th round of the 2018 First-Year Player Draft  
 CAREER NOTES: **2015:** Graduated from Salesianum High School (Del.), where he led his school to the state quarterfinals as a senior, and earned *Perfect Game* Honorable Mention All-American honors...**2018:** Named University of Delaware's Pitcher of the Year, posting a team-best 2.78 ERA with 94 strikeouts in a team-leading 90.2 innings...recorded a two-hit shutout with 13 strikeouts vs. William & Mary on May 11 to earn CAA Pitcher of the Week honors...took a perfect game into the seventh inning against Monmouth on March 10 and finished with one run allowed on two hits and nine strikeouts in 6.1 innings...recorded double digit strikeouts in five of 16 outings.

Year	Club	W-L	ERA	G	GS	CG	SHO	SV	IP	H	R	ER	HR	HB	BB	SO	WP	BK
2018	Wilmington (A+)	0-0	0.00	1	0	0	0	0	2.0	2	0	0	0	0	2	0	0	0
	Burlington (R)	1-2	3.52	19	0	0	0	6	30.2	21	14	12	2	0	18	46	2	0
<b>Minor League Totals</b>		<b>1-2</b>	<b>3.31</b>	<b>20</b>	<b>0</b>	<b>0</b>	<b>0</b>	<b>6</b>	<b>32.2</b>	<b>23</b>	<b>14</b>	<b>12</b>	<b>2</b>	<b>0</b>	<b>20</b>	<b>46</b>	<b>2</b>	<b>0</b>

**HOLLIE, DAVID**

**OF**

HT: 6-2; WT: 190; BATS: Right; THROWS: Right  
 RESIDES: Hephzibah, Ga.  
 SIGNED BY: Nick Hamilton

BORN: Oct. 25, 1999 in Hephzibah, Ga.  
 OPENING DAY AGE: 19

ACQUIRED: Selected in the 37th round of the 2018 First-Year Player Draft  
 CAREER NOTES: **2018:** Graduated from Cross Creek High School (Ga.), where he hit .522 (40-for-75) with 15 extra-base hits, 25 RBI and 16 stolen bases in 27 games as a senior...in 93 games during his high school career, he hit .465 (131-for-282) with 21 HR and 111 RBI...was committed to play at Georgia Southern University before signing with Kansas City.

Year	Club	AVG	G	AB	R	H	2B	3B	HR	RBI	SH	SF	HP	BB	SO	SB	CS	E
2018	Surprise (R)	.225	38	129	11	29	6	2	2	19	0	1	0	12	42	4	2	2

**HOPE, CARTER (PATRICK)**

**RHP**

HT: 6-3; WT: 195; BATS: Left; THROWS: Right  
 RESIDES: Magnolia, Texas  
 SIGNED BY: Mitch Thompson

BORN: Feb. 5, 1995 in Tulsa, Okla.  
 OPENING DAY AGE: 24

ACQUIRED: Selected in the third round of the 2013 First-Year Player Draft  
 CAREER NOTES: 2013: Graduated from The Woodlands High School (Texas), where he was named MVP as The Woodlands won the Texas 5A championship...brother, Mason, played three seasons in the Miami Marlins' organization...2016: Released on May 7...2017: Re-signed with Kansas City on July 24, and appeared in nine games, his first game action in almost two years...2018: Completed his first full season since 2015 and recorded career highs in wins (10), appearances (33) and innings (86.2).

Year	Club	W-L	ERA	G	GS	CG	SHO	SV	IP	H	R	ER	HR	HB	BB	SO	WP	BK	
2013	Surprise (R)	0-3	6.08	6	6	0	0	0	13.1	21	15	9	1	0	5	11	2	0	
2014	Burlington (R)	1-3	3.71	10	8	0	0	0	53.1	54	26	22	2	2	19	41	4	0	
2015	Surprise (R)	0-0	5.91	3	2	0	0	1	10.2	13	7	7	1	0	1	5	0	1	
	Idaho Falls (R)	0-3	6.07	11	11	0	0	0	56.1	75	41	38	4	3	12	28	5	1	
2016		(Did Not Pitch)																	
2017	Surprise (R)	1-0	3.75	7	0	0	0	0	12.0	15	6	5	1	0	0	8	0	0	
	Idaho Falls (R)	0-0	8.31	2	0	0	0	0	4.1	9	4	4	0	0	1	3	0	0	
2018	Wilmington (A+)	6-3	4.93	27	4	0	0	3	73.0	92	47	40	6	3	18	47	10	0	
	Lexington (A)	4-0	1.32	6	0	0	0	1	13.2	6	3	2	1	0	1	16	0	0	
<b>Minor League Totals</b>		<b>12-12</b>	<b>4.83</b>	<b>72</b>	<b>31</b>	<b>0</b>	<b>0</b>	<b>5</b>	<b>236.2</b>	<b>285</b>	<b>149</b>	<b>127</b>	<b>16</b>	<b>8</b>	<b>57</b>	<b>159</b>	<b>21</b>	<b>2</b>	

**HRBEK, DANNY**

**RHP**

HT: 5-11; WT: 195; BATS: Left; THROWS: Right  
 RESIDES: Effort, Pa.  
 SIGNED BY: Joel Matthews

BORN: Dec. 27, 1994 in Effort, Pa.  
 OPENING DAY AGE: 24

ACQUIRED: Signed as a non-drafted free agent, June 20, 2017  
 CAREER NOTES: 2013: Graduated from Pleasant Valley High School (Pa.)...2014-17: Attended Radford University, where he was named to the Big South Conference First-Team as a senior after playing in all 59 games, including 16 on the mound...2017: Recorded Radford's first 9.0-inning no-hitter in a 4-0 win over Quinnipiac on March 4, his third collegiate start, finishing an error shy of a perfect game.

Year	Club	W-L	ERA	G	GS	CG	SHO	SV	IP	H	R	ER	HR	HB	BB	SO	WP	BK
2017	Surprise (R)	0-1	4.91	3	0	0	0	1	3.2	4	4	2	0	0	2	6	0	0
	Idaho Falls (R)	0-1	8.41	12	0	0	0	0	20.1	28	21	19	4	3	17	28	4	0
2018	Lexington (A)	4-2	4.50	24	0	0	0	0	36.0	24	21	18	5	5	16	35	9	0
<b>Minor League Totals</b>		<b>4-4</b>	<b>5.85</b>	<b>39</b>	<b>0</b>	<b>0</b>	<b>0</b>	<b>1</b>	<b>60.0</b>	<b>56</b>	<b>46</b>	<b>39</b>	<b>9</b>	<b>8</b>	<b>35</b>	<b>69</b>	<b>13</b>	<b>0</b>

**HUDGINS, CHRISTOPHER**

**C**

HT: 6-1; WT: 190; BATS: Right; THROWS: Right  
 RESIDES: El Cajon, Calif.  
 SIGNED BY: Colin Gonzales

BORN: March 2, 1996 in San Diego, Calif.  
 OPENING DAY AGE: 23

ACQUIRED: Selected in the 16th round of the 2017 First-Year Player Draft  
 CAREER NOTES: 2014: Graduated from Valhalla High School (Calif.), where he earned the school's Male Athlete of the Year Award as a senior...selected by the New York Yankees in the 35th round of the Draft, but did not sign...2015-17: Attended Cal State Fullerton, where he had five home runs and 31 RBI as a junior, leading the Titans to their second College World Series appearance in three years.

Year	Club	AVG	G	AB	R	H	2B	3B	HR	RBI	SH	SF	HP	BB	SO	SB	CS	E
2017	Idaho Falls (R)	.305	29	105	21	32	11	1	3	23	1	2	3	10	30	0	0	3
2018	Burlington (R)	.238	37	143	19	34	11	2	5	26	0	2	2	9	39	0	0	2
<b>Minor League Totals</b>		<b>.266</b>	<b>66</b>	<b>248</b>	<b>40</b>	<b>66</b>	<b>22</b>	<b>3</b>	<b>8</b>	<b>49</b>	<b>1</b>	<b>4</b>	<b>5</b>	<b>19</b>	<b>69</b>	<b>0</b>	<b>0</b>	<b>5</b>

**HUGHES, GAGE**

**INF**

HT: 6-1; WT: 170; BATS: Switch; THROWS: Right  
 RESIDES: Portsmouth, Ohio  
 SIGNED BY: Mike Farrell

BORN: Aug. 15, 1999 in Portsmouth, Ohio  
 OPENING DAY AGE: 19

ACQUIRED: Selected in the 24th round of the 2018 First-Year Player Draft  
 CAREER NOTES: 2018: Graduated from Greenup County High School (Ohio), where he hit .439/.586/.837 with 25 extra-base hits and 45 RBI in 169 plate appearances as a senior...named Rawlings-Perfect Game Honorable Mention All-American...also was a standout player in basketball, scoring more than 2,000 points in his high school career...was committed to play baseball at the University of Cincinnati before signing with Kansas City.

Year	Club	AVG	G	AB	R	H	2B	3B	HR	RBI	SH	SF	HP	BB	SO	SB	CS	E
2018	Surprise (R)	.208	26	96	11	20	6	2	0	7	1	1	3	6	25	5	2	4

**HUTCHINS, NICK**

**C**

HT: 6-1; WT: 200; BATS: Right; THROWS: Right  
 RESIDES: Franklin, Tenn.  
 SIGNED BY: Scott Melvin

BORN: Nov. 17, 1995 in Franklin, Tenn.  
 OPENING DAY AGE: 23

ACQUIRED: Selected in the 27th round of the 2017 First-Year Player Draft  
 CAREER NOTES: 2014: Graduated from Franklin High School (Tenn.), where he was a four-year starter...hit .467 with seven home runs and 42 RBI as a senior, earning 11-AAA Player of the Year honors...2015-17: Attended Southern Illinois, where as a junior, he was named to the Johnny Bench Award Watchlist, the award that is given to the top collegiate catcher...2018: Tied for the Idaho Falls team lead with seven home runs.

Year	Club	AVG	G	AB	R	H	2B	3B	HR	RBI	SH	SF	HP	BB	SO	SB	CS	E
2017	Burlington (R)	.313	9	32	3	10	3	1	1	4	0	0	1	4	10	0	0	0
	Wilmington (A+)	.167	2	6	0	1	0	0	0	0	0	0	0	0	2	0	0	0
	Lexington (A)	.194	9	31	2	6	2	0	1	4	1	1	1	0	14	0	0	2
2018	Idaho Falls (R)	.292	48	178	35	52	19	0	7	40	0	3	6	20	40	0	0	4
<b>Minor League Totals</b>		<b>.279</b>	<b>68</b>	<b>247</b>	<b>40</b>	<b>69</b>	<b>24</b>	<b>1</b>	<b>9</b>	<b>48</b>	<b>1</b>	<b>4</b>	<b>8</b>	<b>24</b>	<b>66</b>	<b>0</b>	<b>0</b>	<b>6</b>

**ISBEL, KYLE**

**OF**

HT: 5-11; WT: 183; BATS: Left; THROWS: Right  
 RESIDES: Fontana, Calif.  
 SIGNED BY: Ken Munoz

BORN: March 3, 1997 in Fontana, Calif.  
 OPENING DAY AGE: 22

ACQUIRED: Selected in the third round of the 2018 First-Year Player Draft  
 CAREER NOTES: 2015: Graduated from Etiwanda High School (Calif.), where he earned Etiwanda Baseball Player of the Year honors as a senior...2016: Named to Collegiate Baseball's Louisville Slugger Freshman All-American Team at the University of Nevada, Las Vegas, and earned Mountain West Conference Freshman of the Year honors...2018: Earned Mountain West All-Conference First Team honors, batting .357/.441/.643 (85-for-238)—the fourth-best average in the MWC—with 14 HR (3rd most), six steals and 56 RBI in 59 games...earned All-Star honors in the Cape Cod League...named MiLB.com Organization All-Star in his professional debut...2019: Entered the season as the Royals' No. 14 prospect according to MLB.com.

Year	Club	AVG	G	AB	R	H	2B	3B	HR	RBI	SH	SF	HP	BB	SO	SB	CS	E
2018	Lexington (A)	.289	39	159	30	46	12	1	3	14	0	1	2	12	43	12	3	2
	Idaho Falls (R)	.381	25	105	27	40	10	1	4	18	0	0	0	14	17	12	3	3
<b>Minor League Totals</b>		<b>.326</b>	<b>64</b>	<b>264</b>	<b>57</b>	<b>86</b>	<b>22</b>	<b>2</b>	<b>7</b>	<b>32</b>	<b>0</b>	<b>1</b>	<b>2</b>	<b>26</b>	<b>60</b>	<b>24</b>	<b>6</b>	<b>5</b>

**JACKSON, KEVON**

**OF**

HT: 5-9; WT: 180; BATS: Right; THROWS: Right  
 RESIDES: Queen Creek, Ariz.

BORN: June 14, 2000 in Queen Creek, Ariz.  
 OPENING DAY AGE: 18

ACQUIRED: Selected in the ninth round of the 2018 First-Year Player Draft  
 CAREER NOTES: 2018: Graduated from Queen Creek High School (Ariz.), where he hit .364 (36-for-99) as a senior with 12 extra-base hits and 24 stolen bases (29 attempts) in 29 games...took second place in the AIA DIII 100 meters race at the state championships on May 2, with a personal record of 21.81...he's the first player drafted by Kansas City who was born in the 21st century...was committed to Cochise Community College (Ariz.) before signing with the Royals.

Year	Club	AVG	G	AB	R	H	2B	3B	HR	RBI	SH	SF	HP	BB	SO	SB	CS	E
2018	Surprise (R)	.178	38	101	14	18	1	3	0	7	0	0	2	20	47	7	3	2

**JAMES, DANIEL**

**RHP**

HT: 6-4; WT: 220; BATS: Right; THROWS: Right  
 RESIDES: Lubbock, Texas  
 SIGNED BY: Chad Lee

BORN: Jan. 19, 1996 in Lubbock, Texas  
 OPENING DAY AGE: 23

ACQUIRED: Selected in the 26th round of the 2018 First-Year Player Draft  
 CAREER NOTES: 2014: Graduated from Lubbock High School (Texas), where he was named Pitcher of the Year as a sophomore and junior...2017: Earned Second Team All-Sun Belt honors as a junior, despite missing the first four weeks of the season with a hip injury...recorded 13 saves, most in the Sun Belt and second most in University of Texas Arlington history...2018: Named to the National Collegiate Baseball Writers Association Stopper of the Year Watch List prior to his senior season...held opponents scoreless in 13 of 16 outings in his professional debut.

Year	Club	W-L	ERA	G	GS	CG	SHO	SV	IP	H	R	ER	HR	HB	BB	SO	WP	BK
2018	Surprise (R)	2-0	0.73	10	0	0	0	4	12.1	12	1	1	0	0	4	17	1	0
	Idaho Falls (R)	0-0	1.59	6	0	0	0	3	5.2	3	2	1	0	1	3	5	0	0
<b>Minor League Totals</b>		<b>2-0</b>	<b>1.00</b>	<b>16</b>	<b>0</b>	<b>0</b>	<b>0</b>	<b>7</b>	<b>18.0</b>	<b>15</b>	<b>3</b>	<b>2</b>	<b>0</b>	<b>1</b>	<b>7</b>	<b>22</b>	<b>1</b>	<b>0</b>

**JAMES, TYLER**

**OF**

HT: 5-10; WT: 162; BATS: Right; THROWS: Right  
 RESIDES: Slidell, La.  
 SIGNED BY: Travis Ezi

BORN: Sept. 14, 1996 in Slidell, La.  
 OPENING DAY AGE: 22

ACQUIRED: Selected in the 25th round of the 2017 First-Year Player Draft  
 CAREER NOTES: 2014: Graduated from Salmen High School (La.), where his mother played second base...2015-17: Attended William Carey University, where he led the Crusaders to the Avista NAIA World Series...2017: Led the Arizona League with 31 steals in 32 attempts...2018: Ranked second among Royals farmhands with 38 stolen bases and fourth with a .312 average.

Year	Club	AVG	G	AB	R	H	2B	3B	HR	RBI	SH	SF	HP	BB	SO	SB	CS	E
2017	Surprise (R)	.258	46	159	35	41	8	5	0	10	6	1	4	20	38	31	1	8
2018	Idaho Falls (R)	.312	47	199	55	62	8	2	2	20	4	0	4	29	54	38	8	2
<b>Minor League Totals</b>		<b>.288</b>	<b>93</b>	<b>358</b>	<b>90</b>	<b>103</b>	<b>16</b>	<b>7</b>	<b>2</b>	<b>30</b>	<b>10</b>	<b>1</b>	<b>8</b>	<b>49</b>	<b>92</b>	<b>69</b>	<b>9</b>	<b>10</b>

**JAQUEZ, RUBENDY**

**INF**

**HT:** 5-11; **WT:** 174; **BATS:** Switch; **THROWS:** Right

**BORN:** Feb. 13, 1999 in Salcedo, D.R.

**RESIDES:** Salcedo, D.R.

**OPENING DAY AGE:** 20

**SIGNED BY:** Fausto Morel

**ACQUIRED:** Signed as non-drafted free agent, Sept. 7, 2015

**CAREER NOTES:** 2017: Named Dominican Royals Player of the Year, leading the team in games (62), at-bats (210), steals (19) and total bases (71)...made starts at first base (20) and second base (39), committing just four errors in 371 total chances (.989 fielding percentage)...2018: Named Surprise Player of the Year after batting .303/.389/.448 (50-for-165) in 46 games with Surprise, including 16 steals, third most in the Arizona League...named Surprise's Player of the Month in June and July.

Year	Club	AVG	G	AB	R	H	2B	3B	HR	RBI	SH	SF	HP	BB	SO	SB	CS	E
2016	Dominican Royals	.240	47	129	20	31	5	0	9	1	0	5	22	20	5	6	8	
2017	Dominican Royals	.267	62	210	19	56	8	2	1	18	3	1	0	32	41	19	8	4
2018	Surprise (R)	.303	46	165	27	50	6	3	4	27	1	1	2	22	34	16	5	7
	Idaho Falls (R)	.387	9	31	5	12	2	0	0	5	1	1	0	6	6	2	2	3
<b>Minor League Totals</b>		<b>.279</b>	<b>164</b>	<b>535</b>	<b>71</b>	<b>149</b>	<b>21</b>	<b>5</b>	<b>5</b>	<b>59</b>	<b>6</b>	<b>3</b>	<b>7</b>	<b>82</b>	<b>101</b>	<b>42</b>	<b>21</b>	<b>22</b>

**JIMENEZ, WILMER**

**LHP**

**HT:** 5-11; **WT:** 162; **BATS:** Left; **THROWS:** Left

**BORN:** June 1, 1998 in Santiago de los Caballeros, D.R.

**RESIDES:** Moca, D.R.

**OPENING DAY AGE:** 20

**SIGNED BY:** Fausto Morel

**ACQUIRED:** Signed as a non-drafted free agent, July 4, 2016

**CAREER NOTES:** 2018: His 14.2 strikeouts-per-nine (48 K in 30.1 IP) was best among Royals farmhands (min. 10 IP).

Year	Club	W-L	ERA	G	GS	CG	SHO	SV	IP	H	R	ER	HR	HB	BB	SO	WP	BK
2017	Dominican Royals	4-3	2.64	13	8	0	0	1	44.1	29	15	13	2	3	11	55	2	0
2018	Dominican Royals 1	3-0	0.89	12	1	0	0	3	30.1	22	4	3	1	2	10	48	2	1
<b>Minor League Totals</b>		<b>7-3</b>	<b>1.93</b>	<b>25</b>	<b>9</b>	<b>0</b>	<b>0</b>	<b>4</b>	<b>74.2</b>	<b>51</b>	<b>19</b>	<b>16</b>	<b>3</b>	<b>5</b>	<b>21</b>	<b>103</b>	<b>4</b>	<b>1</b>

**JIN, WOO-YOUNG**

**RHP**

**HT:** 6-2; **WT:** 210; **BATS:** Right; **THROWS:** Right

**BORN:** Feb. 5, 2001 in Seoul, South Korea

**RESIDES:** Seoul, South Korea

**OPENING DAY AGE:** 18

**SIGNED BY:** Hyun Kim & Phil Dale

**ACQUIRED:** Signed as a non-drafted free agent, Aug. 24, 2018

Year	Club	W-L	ERA	G	GS	CG	SHO	SV	IP	H	R	ER	HR	HB	BB	SO	WP	BK	
(2019 will be his first year in professional baseball)																			

**JOHNSON, BRYAR**

**RHP**

**HT:** 6-3; **WT:** 200; **BATS:** Right; **THROWS:** Right

**BORN:** Aug. 17, 1999 in Myrtle Beach, S.C.

**RESIDES:** Myrtle Beach, S.C.

**OPENING DAY AGE:** 19

**SIGNED BY:** Joel Matthews

**ACQUIRED:** Selected in the 20th round of the 2017 First-Year Player Draft

**CAREER NOTES:** 2017: Graduated from Carolina Forest High School (S.C.), where he was named *Rawlings Perfect Game* Honorable Mention All-American and South Carolina 5A All-State Team...committed to Coastal Carolina before signing with Kansas City.

Year	Club	W-L	ERA	G	GS	CG	SHO	SV	IP	H	R	ER	HR	HB	BB	SO	WP	BK
2017	Surprise (R)	1-3	6.35	12	2	0	0	0	22.2	29	26	16	1	4	11	20	5	1
2018	Burlington (R)	2-5	7.54	11	2	0	0	1	37.0	49	35	31	6	3	30	40	9	1
<b>Minor League Totals</b>		<b>3-8</b>	<b>7.09</b>	<b>23</b>	<b>4</b>	<b>0</b>	<b>0</b>	<b>1</b>	<b>59.2</b>	<b>78</b>	<b>61</b>	<b>47</b>	<b>7</b>	<b>7</b>	<b>41</b>	<b>60</b>	<b>14</b>	<b>2</b>

**JONES, TRAVIS**

**INF/OF**

**HT:** 6-4; **WT:** 195; **BATS:** Right; **THROWS:** Right

**BORN:** Sept. 29, 1995 in Humble, Texas

**RESIDES:** Humble, Texas

**OPENING DAY AGE:** 23

**SIGNED BY:** Justin Lehr

**ACQUIRED:** Selected in the 29th round of the 2017 First-Year Player Draft

**CAREER NOTES:** 2014: Graduated from Atascocita High School (Texas), where he lettered for four years as the starting shortstop and lettered for three years as a wide receiver on the football team...selected in the 39th round by the Texas Rangers, but did not sign...2015-17: Attended the University of Texas...2016: Earned Academic All-Big 12 Baseball First-Team honors as a sophomore, batting .300/.395/.411 in 50 games...2017: Hit .253/.393/.401 with 23 extra-base hits and 32 RBI in a team-high 63 games as a junior...named the inaugural recipient of the James and Huston Street Longhorn Award, given to the player who most embodies what it means to be a Longhorn through leadership, selflessness and integrity, both on and off the field...reached safely in 20 of his first 22 games as a pro, batting .434/.480/.578 (36-for-83) during that stretch...recorded multiple hits in 24 of 58 games, including two five-hit efforts: July 21 at Helena and Aug. 8 at Billings...ranked first among Royals farmhands in average (.364), on-base percentage (.445) and second in slugging percentage (.541) to only Jorge Soler (min. 250 plate appearances)...also ranked sixth with 24 steals, despite not making his debut until June 25...2018: Led Royals farmhands with 36 hit-by-pitches, 22 more than anyone else...his 36 HBP also led all minor league players (all levels), eight more than anyone else...his .402 on-base percentage ranked first among Royals farmhands (min. 350 plate appearances), and his 31 steals ranked sixth.

Year	Club	AVG	G	AB	R	H	2B	3B	HR	RBI	SH	SF	HP	BB	SO	SB	CS	E
2017	Surprise (R)	.485	9	33	10	16	1	1	0	6	0	0	4	4	2	4	2	0
	Burlington (R)	.391	7	23	3	9	3	0	0	4	0	2	0	1	3	0	0	0
	Idaho Falls (R)	.335	42	164	40	55	15	3	4	42	1	4	10	18	32	20	3	4
2018	Wilmington (A+)	.298	67	205	31	61	4	1	2	18	2	0	22	29	54	17	5	9
	Lexington (A)	.285	62	228	41	65	13	1	5	32	0	2	14	17	56	14	7	9
<b>Minor League Totals</b>		<b>.315</b>	<b>187</b>	<b>653</b>	<b>125</b>	<b>206</b>	<b>36</b>	<b>6</b>	<b>11</b>	<b>102</b>	<b>3</b>	<b>8</b>	<b>50</b>	<b>69</b>	<b>147</b>	<b>55</b>	<b>17</b>	<b>22</b>



**KALISH, JAKE**

**LHP**

See Major League Bios, Page 181

**KASSER, KYLE**

**INF**

**HT:** 5-10; **WT:** 180; **BATS:** Left; **THROWS:** Right  
**RESIDES:** Sparks, Nev.  
**SIGNED BY:** Joe Ross

**BORN:** Oct. 12, 1995 in Brea, Calif.  
**OPENING DAY AGE:** 23

**ACQUIRED:** Selected in the 30th round of the 2018 First-Year Player Draft  
**CAREER NOTES:** **2014:** Graduated from Brea Olinda High School (Calif.), where he hit .434 and struck out only twice in 115 plate appearances as a senior, earning First Team All-League honors...**2017:** Earned First Team All-Pac 12 honors as a junior at Oregon, after batting .352, the highest average at Oregon since the school reinstated baseball in 2009...matched a school record with a 15-game hit streak to end the season, in which he hit .458 with seven multi-hit efforts...hit .297 with a .400 on-base percentage for the Wareham Gateman in the Cape Cod League...**2018:** Earned Honorable Mention All-Pac 12 honors as a senior, after batting .278 with 10 steals in 55 games...made just four errors and had a .981 fielding percentage as a senior, and committed only 12 errors in four years at Oregon...led Royals farmhands in his pro debut with a .357 average (min. 150 at-bats), which would have matched the Pioneer League lead if he had enough plate appearances to qualify.

Year	Club	AVG	G	AB	R	H	2B	3B	HR	RBI	SH	SF	HP	BB	SO	SB	CS	E
2018	Idaho Falls (R)	.357	42	171	25	61	6	0	1	29	1	1	0	13	17	1	0	5

**KAUFMAN, RYLAN**

**LHP**

**HT:** 6-4; **WT:** 190; **BATS:** Left; **THROWS:** Left  
**RESIDES:** Friendswood, Texas  
**SIGNED BY:** Sean Gallagher

**BORN:** June 23, 1999 in Galveston, Texas  
**OPENING DAY AGE:** 19

**ACQUIRED:** Selected in the 12th round of the 2018 First-Year Player Draft  
**CAREER NOTES:** **2017:** Graduated from Friendswood High School (Texas)...selected by Milwaukee in the 31st round of the First-Year Player Draft, but did not sign...named *Rawlings-Perfect Game* Honorable Mention All-American...**2018:** Went 7-1 with a 2.18 ERA (13 ER in 53.2 IP) and 59 strikeouts (9.89 K/9) in 14 outings (12 starts) as a freshman at San Jacinto College.

Year	Club	W-L	ERA	G	GS	CG	SHO	SV	IP	H	R	ER	HR	HB	BB	SO	WP	BK
2018	Idaho Falls (R)	0-0	3.60	2	2	0	0	0	5.0	2	2	1	0	0	1	7	0	0
	Surprise (R)	0-1	9.00	2	2	0	0	0	2.0	4	3	2	0	0	1	1	1	0
<b>Minor League Totals</b>		<b>0-1</b>	<b>3.86</b>	<b>4</b>	<b>4</b>	<b>0</b>	<b>0</b>	<b>0</b>	<b>7.0</b>	<b>6</b>	<b>5</b>	<b>3</b>	<b>0</b>	<b>0</b>	<b>2</b>	<b>8</b>	<b>1</b>	<b>0</b>

**KOWAR, JACKSON**

**RHP**

**HT:** 6-5; **WT:** 180; **BATS:** Right; **THROWS:** Right  
**RESIDES:** Gainesville, Fla.  
**SIGNED BY:** Jim Buckley

**BORN:** Oct. 4, 1996 in Weddington, N.C.  
**OPENING DAY AGE:** 22

**ACQUIRED:** Selected in the first round (33rd overall) of the 2018 First-Year Player Draft  
**CAREER NOTES:** **2015:** Graduated from Charlotte Christian High School (N.C.)...selected by Detroit in the 40th round of the First-Year Player Draft, but did not sign...**2017:** Led the SEC with 12 wins and was 12-0 until losing to TCU in his final start at the College World Series, despite a career-high 11 strikeouts in that game...earned his first career save with 1.2 scoreless innings in Game 2 of the CWS Finals to clinch the first national title in the University of Florida's history...**2018:** Went 10-5 with a 3.04 ERA (38 ER in 112 IP) and 115 strikeouts in 18 starts as a junior...struck out 13 vs. Texas in a 6-1 elimination game win, the most strikeouts in CWS game since 2010 (Gerrit Cole and Trevor Bauer)...selected by Kansas City in the first round (33rd overall) of the First-Year Player Draft, with the pick the Royals' received as compensation for OF Lorenzo Cain signing with Milwaukee in free agency...Kowar posted a 1.06 ERA (2 ER in 17 IP) and .125 opponents' average (7-for-56) in his final five regular season starts with Lexington...pitched 5.0 scoreless innings on two hits in Game 2 of the South Atlantic League championship series, a 5-2 win...**2019:** Entered the season as the Royals' No. 4 prospect according to MLB.com.

Year	Club	W-L	ERA	G	GS	CG	SHO	SV	IP	H	R	ER	HR	HB	BB	SO	WP	BK
2018	Lexington (A)	0-1	3.42	9	9	0	0	0	26.1	19	10	10	2	0	12	22	4	0

**LAMBRIGHT, AUSTIN**

**LHP**

**HT:** 6-3; **WT:** 205; **BATS:** Left; **THROWS:** Left  
**RESIDES:** Friday Harbor, Wash.  
**SIGNED BY:** Chad Lee

**BORN:** Aug. 26, 1994 in Anacortes, Wash.  
**OPENING DAY AGE:** 24

**ACQUIRED:** Selected in the 10th round of the 2018 First-Year Player Draft  
**CAREER NOTES:** **2013:** Graduated from Friday Harbor High School (Wash.)...**2014-17:** Spent the first four seasons of his college career at Abilene Christian University, where he pitched in 30 games as a freshman and sophomore before missing the 2016 season due to Tommy John surgery...returned to record 57.0 innings with 65 strikeouts in 15 outings in 2017...**2018:** Transferred to the University of Central Oklahoma, where he went 4-1 with a 3.32 ERA (16 ER in 43.1 IP) and 52 strikeouts (10.8 K/9) in 25 outings (4 starts) as a fifth-year senior.

Year	Club	W-L	ERA	G	GS	CG	SHO	SV	IP	H	R	ER	HR	HB	BB	SO	WP	BK
2018	Burlington (R)	0-3	4.84	16	0	0	0	1	22.1	21	16	12	0	0	27	31	8	0

**LARA, JANSER YUNIOR**

**RHP**

HT: 6-0; WT: 168; BATS: Right; THROWS: Right  
 RESIDES: San Cristobal, D.R.  
 SIGNED BY: Edis Perez

BORN: Aug. 10, 1996 in San Cristobal, D.R.  
 OPENING DAY AGE: 22

ACQUIRED: Signed as a non-drafted free agent, July 3, 2015

CAREER NOTES: 2017: Named Idaho Falls Pitcher of the Year after leading the Chukars in ERA (min. 25 IP)...also named Pioneer League midseason All-Star and recorded a scoreless inning in the league's All-Star Game...held opponents to one run or less in six of his 12 outings, including 6.0 shutout innings with a career-high tying eight strikeouts in a 7-0 win at Ogden on July 1...2018: Missed six weeks due to a right shoulder injury...reinstated from the DL on July 23 and pitched exclusively in relief the rest of the season, posting a 3.04 ERA (8 ER in 23.2 IP) and .202 opponents' average (18-for-89) with 31 strikeouts (11.8 K/9), after posting a 3.61 ERA (17 ER in 42.1 IP) in 12 outings (8 starts) with Lexington before the injury.

Year	Club	W-L	ERA	G	GS	CG	SHO	SV	IP	H	R	ER	HR	HB	BB	SO	WP	BK
2016	Dominican Royals	1-2	4.09	12	7	0	0	1	33.0	33	17	15	4	3	21	45	3	1
2017	Idaho Falls (R)	4-2	4.13	12	10	0	0	0	52.1	51	28	24	8	6	29	57	7	0
2018	Lexington (A)	4-3	3.41	23	8	0	0	1	66.0	54	34	25	5	5	28	75	10	1
	Burlington (R)	0-0	10.38	2	2	0	0	0	4.1	9	6	5	0	1	3	5	2	1
	Surprise (R)	0-1	9.00	1	1	0	0	0	1.0	2	1	1	0	0	0	1	0	0
<b>Minor League Totals</b>		<b>9-8</b>	<b>4.02</b>	<b>50</b>	<b>28</b>	<b>0</b>	<b>0</b>	<b>2</b>	<b>156.2</b>	<b>149</b>	<b>86</b>	<b>70</b>	<b>17</b>	<b>15</b>	<b>81</b>	<b>183</b>	<b>22</b>	<b>3</b>

**LEE, KHALIL RASHAD**

**OF**

HT: 5-10; WT: 182; BATS: Left; THROWS: Left  
 RESIDES: Centreville, Va.  
 SIGNED BY: Jim Farr

BORN: June 26, 1998 in Newark, Del.  
 OPENING DAY AGE: 20

ACQUIRED: Selected in the third round of the 2016 First-Year Player Draft

CAREER NOTES: 2016: Graduated from Flint High School (Va.), where he was named Virginia's Gatorade Player of the Year after hitting .471 with six home runs at the plate and going 7-0 with a 0.33 ERA on the mound, including a 5.0-inning perfect game in which he struck out 13...named Perfect Game preseason All-American and Louisville Slugger preseason High School All-American...bypassed Liberty University to sign with Kansas City...earned MLB.com Organization All-Star and Baseball America Rookie All-Star honors in the Arizona League, ranking among the leaders in total bases (88, first), runs (first), triples (tied for first), walks (second), on-base percentage (.396, second) and slugging percentage (.484, fifth)...2017: Ranked by Baseball America as the Royals' No. 12 prospect entering the season...named MiLB.com Organization All-Star for the second straight season after tying for second in the South Atlantic League in home runs and ranking third in walks...named South Atlantic League Player of the Week (Aug. 20) after batting .409/.480/.909 (9-for-22) with seven extra-base hits and seven RBI in five games...2018: Ranked by Baseball America as the Royals' No. 2 prospect entering the season and dubbed the "Best Athlete" in the organization...named Carolina League midseason All-Star...played in 21 games for Surprise in the Arizona Fall League and was named among the league's "Rising Stars"...2019: Entered the season as the Royals' No. 2 prospect according to MLB.com.

Year	Club	AVG	G	AB	R	H	2B	3B	HR	RBI	SH	SF	HP	BB	SO	SB	CS	E
2016	Surprise (R)	.269	49	182	43	49	9	6	6	29	0	1	6	33	57	8	4	4
2017	Lexington (A)	.237	121	451	71	107	24	6	17	61	3	3	10	65	171	20	18	7
2018	NW Arkansas (AA)	.245	29	102	15	25	5	0	2	10	3	0	2	11	28	2	2	2
	Wilmington (A+)	.270	71	244	42	66	13	4	4	41	0	2	7	48	75	14	3	5
<b>Minor League Totals</b>		<b>.252</b>	<b>270</b>	<b>979</b>	<b>171</b>	<b>247</b>	<b>51</b>	<b>16</b>	<b>29</b>	<b>141</b>	<b>6</b>	<b>6</b>	<b>25</b>	<b>157</b>	<b>331</b>	<b>44</b>	<b>27</b>	<b>18</b>

**LENIK, KEVIN**

**RHP**

HT: 6-5; WT: 225; BATS: Right; THROWS: Right  
 RESIDES: Mission Hills, Calif.  
 SIGNED BY: Rick Schroeder (Rangers)

BORN: Aug. 1, 1991 in Mission Hills, Calif.  
 OPENING DAY AGE: 27

ACQUIRED: Signed as a minor league free agent, June 16, 2017

CAREER NOTES: 2012: Graduated from Bishop Alemany High School (Calif.), where he was a three-sport athlete and lettered in baseball, football and track...2014: Attended Hawaii Pacific University, where he hit .299 with seven HR as an outfielder...2015: Transferred to Cal State-Dominguez Hills, where he converted to pitching and recorded a 0.87 ERA (1 ER in 10 IP) with three saves in nine outings...2016: Signed by Texas as a non-drafted free agent, Feb. 23, 2016...named Northwest League Pitcher of the Week for July 25-31...2017: Started the year with the Windy City Thunderbolts of the Frontier Independent League, before signing with Kansas City as a minor league free agent on June 16...ascended from rookie ball to Triple-A Omaha in one month...across three levels in the Royals' organization, had a 1.69 ERA (7 ER in 37.1 IP) and .169 opponents' average (22-for-130) and 39 strikeouts (9.4 K/9)...2018: Missed three weeks July 24-Aug. 15) with a right shoulder injury.

Year	Club	W-L	ERA	G	GS	CG	SHO	SV	IP	H	R	ER	HR	HB	BB	SO	WP	BK
2016	Spokane (A)	1-2	5.17	17	0	0	0	0	31.1	35	22	18	1	4	16	32	4	0
2017	Omaha (AAA)	1-1	1.88	12	0	0	0	2	24.0	11	5	5	1	1	8	24	1	1
	Lexington (A)	0-0	2.16	5	0	0	0	1	8.1	8	4	2	1	1	6	11	0	0
	Burlington (R)	0-0	0.00	2	0	0	0	1	5.0	3	0	0	0	0	0	4	1	0
2018	Omaha (AAA)	0-2	4.93	34	0	0	0	4	49.1	45	30	27	4	8	25	51	6	1
<b>Minor League Totals</b>		<b>2-5</b>	<b>3.97</b>	<b>70</b>	<b>0</b>	<b>0</b>	<b>0</b>	<b>8</b>	<b>118.0</b>	<b>102</b>	<b>61</b>	<b>52</b>	<b>7</b>	<b>14</b>	<b>55</b>	<b>122</b>	<b>12</b>	<b>2</b>

**LIQUET, JOHNFI**

**LHP**

**HT:** 5-11; **WT:** 155; **BATS:** Left; **THROWS:** Left

**BORN:** Nov. 4, 2000 in Santo Domingo, D.R.

**RESIDES:** Santo Domingo, D.R.

**OPENING DAY AGE:** 18

**SIGNED BY:** Ramon Pena

**ACQUIRED:** Signed as a non-drafted free agent, Dec. 10, 2018

Year	Club	W-L	ERA	G	GS	CG	SHO	SV	IP	H	R	ER	HR	HB	BB	SO	WP	BK
(2019 will be his first year in professional baseball)																		

**LOPEZ, NICKY**

**INF**

See Major League Bios, Pages 182-183

**LOPEZ, RAYMOND MILCIADES**

**OF**

**HT:** 6-1; **WT:** 155; **BATS:** Switch; **THROWS:** Right

**BORN:** Dec. 4, 1998 in Santiago, D.R.

**RESIDES:** Santiago, D.R.

**OPENING DAY AGE:** 20

**SIGNED BY:** Fausto Morel

**ACQUIRED:** Signed as a non-drafted free agent, July 3, 2015

**CAREER NOTES:** 2017: Played in just three games before being placed on the 60-day DL on June 29, ending his season.

Year	Club	AVG	G	AB	R	H	2B	3B	HR	RBI	SH	SF	HP	BB	SO	SB	CS	E
2016	Dominican Royals	.259	62	201	37	52	4	2	0	14	7	1	6	31	45	26	9	1
2017	Surprise (R)	.182	3	11	1	2	1	1	0	2	0	0	0	1	6	0	0	1
2018	Surprise (R)	.164	42	146	14	24	5	1	0	10	5	0	1	8	55	7	3	3
	Idaho Falls (R)	.250	1	4	1	1	0	0	0	0	0	0	0	1	0	0	0	0
<b>Minor League Totals</b>		<b>.218</b>	<b>108</b>	<b>362</b>	<b>53</b>	<b>79</b>	<b>10</b>	<b>4</b>	<b>0</b>	<b>26</b>	<b>12</b>	<b>1</b>	<b>7</b>	<b>41</b>	<b>106</b>	<b>33</b>	<b>12</b>	<b>5</b>

**LOVELADY, RICHARD TYLER**

**LHP**

See Major League Bios, Page 184

**LOVVORN, ZACHARY DAVID**

**RHP**

See Major League Bios, Page 185

**LUECK, JACKSON**

**OF**

**HT:** 6-1; **WT:** 170; **BATS:** Switch; **THROWS:** Right

**BORN:** Feb. 19, 1997 in Longwood, Fla.

**RESIDES:** Longwood, Fla.

**OPENING DAY AGE:** 22

**SIGNED BY:** Jim Buckley

**ACQUIRED:** Selected in the eighth round of the 2018 First-Year Player Draft

**CAREER NOTES:** 2015: Graduated from Orangewood Christian Academy (Fla.), where he hit .400 as a senior with 16 stolen bases...2017: Hit .318/.405/.507 (67-for-211) with a career-high 54 RBI as a sophomore at Florida State...earned ACC Championship MVP honors after going 7-for-16 with seven RBI in the tournament, including a 12th-inning walk-off HR in the opening game...2018: Earned Third Team All-ACC honors as a junior and had a career-high and team-leading 15 HR with 45 RBI in 60 games.

Year	Club	AVG	G	AB	R	H	2B	3B	HR	RBI	SH	SF	HP	BB	SO	SB	CS	E
2018	Wilmington (A+)	.172	9	29	3	5	4	0	0	2	1	0	1	0	12	1	0	1
	Burlington (R)	.245	43	163	24	40	9	1	5	19	0	2	5	19	52	4	3	4
	Surprise (R)	.625	2	8	5	2	1	0	0	0	0	0	2	1	0	0	0	0
<b>Minor League Totals</b>		<b>.250</b>	<b>54</b>	<b>200</b>	<b>32</b>	<b>50</b>	<b>15</b>	<b>2</b>	<b>5</b>	<b>21</b>	<b>1</b>	<b>2</b>	<b>6</b>	<b>21</b>	<b>65</b>	<b>5</b>	<b>3</b>	<b>5</b>

**LUGO, RITO**

**LHP**

**HT:** 5-10; **WT:** 185; **BATS:** Left; **THROWS:** Left

**BORN:** Nov. 3, 1995 in Naiguata, Ven.

**RESIDES:** Naiguata, Ven.

**OPENING DAY AGE:** 23

**SIGNED BY:** Joelvis Gonzalez

**ACQUIRED:** Signed as a non-drafted free agent, July 2, 2018

**CAREER NOTES:** 2018: Appeared with three different teams in his pro debut and recorded 72 strikeouts to just nine walks in 47 innings, good for a 13.8 K/9 and 8.00 K/BB, both of which were best among Royals farmhands (min. 40 IP).

Year	Club	W-L	ERA	G	GS	CG	SHO	SV	IP	H	R	ER	HR	HB	BB	SO	WP	BK
2018	Idaho Falls (R)	2-0	2.01	4	4	0	0	0	22.1	19	5	5	2	1	2	30	0	1
	Surprise (R)	0-0	2.00	2	0	0	0	0	9.0	8	2	2	0	0	3	15	0	0
	Dominican Royals 1	0-2	1.15	4	2	0	0	0	15.2	11	5	2	0	3	4	27	2	0
<b>Minor League Totals</b>		<b>2-2</b>	<b>1.72</b>	<b>10</b>	<b>6</b>	<b>0</b>	<b>0</b>	<b>0</b>	<b>47.0</b>	<b>38</b>	<b>12</b>	<b>9</b>	<b>2</b>	<b>4</b>	<b>9</b>	<b>72</b>	<b>2</b>	<b>1</b>

**LYNCH, DANIEL**

**LHP**

HT: 6-6; WT: 190; BATS: Left; THROWS: Left  
 RESIDES: Richmond, Va.  
 SIGNED BY: Jim Farr

BORN: Nov. 17, 1996 in Newport News, Va.  
 OPENING DAY AGE: 22

ACQUIRED: Selected in the first round (34th overall) in the 2018 First-Year Player Draft  
 CAREER NOTES: 2015: Graduated from Douglas Freeman High School (Va.), where he was named a *Perfect Game* Honorable Mention All-American after his senior season...2017: Went 4-0 with a 2.07 ERA (7 ER in 30.1 IP) in six starts for the Orleans Firebirds of the Cape Cod League...2018: Went 4-4 with a 3.96 ERA and 105 strikeouts in 88.2 innings at the University of Virginia as a junior, after posting a 5.17 ERA in his first two years...selected by Kansas City in the first round (34th overall) with the compensation pick for 1B Eric Hosmer signing with San Diego in free agency...held opponents to one run or fewer in 10 of his 12 starts in his professional debut...his 1.58 ERA (9 ER in 51.1 IP) and 1.4 BB/9 (8 BB in 51.1 IP) were both second best among Royals farmhands (min. 50 IP)... named Burlington Pitcher of the Month for June...started the Game 3 win over Lakewood in the South Atlantic League championship series and allowed two unearned runs in 4.0 innings...2019: Entered the season as the Royals' No. 8 prospect according to MLB.com.

Year	Club	W-L	ERA	G	GS	CG	SHO	SV	IP	H	R	ER	HR	HB	BB	SO	WP	BK
2018	Lexington (A)	5-1	1.58	9	9	0	0	0	40.0	35	9	7	1	0	6	17	2	1
	Burlington (R)	0-0	1.59	3	3	0	0	0	11.1	9	3	2	0	1	2	4	0	0
<b>Minor League Totals</b>		<b>5-1</b>	<b>1.58</b>	<b>12</b>	<b>12</b>	<b>0</b>	<b>0</b>	<b>0</b>	<b>51.1</b>	<b>44</b>	<b>12</b>	<b>9</b>	<b>1</b>	<b>1</b>	<b>8</b>	<b>61</b>	<b>2</b>	<b>1</b>

**MACHADO, ANDRES**

**RHP**

See Major League Bios, Page 186

**MADURO, CAL**

**RHP**

HT: 6-0; WT: 165; BATS: Right; THROWS: Right  
 RESIDES: Oranjestad, Aruba  
 SIGNED BY: Edson Kelly & Orlando Estevez  
 ACQUIRED: Signed as a non-drafted free agent, July 3, 2018

BORN: Oct. 25, 2001 in Oranjestad, Aruba  
 OPENING DAY AGE: 17

Year	Club	W-L	ERA	G	GS	CG	SHO	SV	IP	H	R	ER	HR	HB	BB	SO	WP	BK
(2019 will be his first year in professional baseball)																		

**MAICAN, DIEGO**

**OF**

HT: 6-3; WT: 180; BATS: Right; THROWS: Right  
 RESIDES: El Tigre, Ven.  
 SIGNED BY: Joelvis Gonzalez  
 ACQUIRED: Signed as a non-drafted free agent, July 18, 2017

BORN: Oct. 24, 2000 in El Tigre, Ven.  
 OPENING DAY AGE: 18

Year	Club	AVG	G	AB	R	H	2B	3B	HR	RBI	SH	SF	HP	BB	SO	SB	CS	E
2018	Dominican Royals 1	.267	51	165	14	44	7	1	0	21	0	2	6	20	33	6	6	2

**MALDONADO, ISMAEL**

**RHP**

HT: 6-4; WT: 169; BATS: Right; THROWS: Right  
 RESIDES: San Cristobal, D.R.  
 SIGNED BY: Edis Perez  
 ACQUIRED: Signed as a non-drafted free agent, Aug. 1, 2012

BORN: Sept. 28, 1995 in San Cristobal, D.R.  
 OPENING DAY AGE: 23

Year	Club	W-L	ERA	G	GS	CG	SHO	SV	IP	H	R	ER	HR	HB	BB	SO	WP	BK
2013	Dominican Royals	0-0	9.00	1	0	0	0	0	1.0	1	1	1	0	0	2	0	0	0
2014	Dominican Royals	0-0	13.50	7	0	0	0	0	10.0	12	18	15	0	4	13	7	8	1
2015 (Injured - Did Not Pitch)																		
2016	Surprise (R)	1-2	6.90	13	2	0	0	0	30.1	33	35	23	3	10	20	22	7	1
2017	Burlington (R)	0-3	10.13	4	4	0	0	0	16.0	21	21	18	4	3	16	13	5	5
	Surprise (R)	1-2	5.95	9	3	0	0	0	39.1	44	31	26	6	3	29	36	3	2
2018	Burlington (R)	2-1	6.32	15	0	0	0	1	31.1	34	29	22	4	1	24	35	4	2
	Idaho Falls (R)	0-0	4.50	1	1	0	0	0	2.0	3	1	1	0	0	0	3	0	0
<b>Minor League Totals</b>		<b>4-8</b>	<b>7.36</b>	<b>50</b>	<b>10</b>	<b>0</b>	<b>0</b>	<b>1</b>	<b>129.2</b>	<b>148</b>	<b>136</b>	<b>106</b>	<b>17</b>	<b>21</b>	<b>95</b>	<b>116</b>	<b>27</b>	<b>6</b>

**MARINEZ, NEYFI**

**OF**

HT: 1-3; WT: 175; BATS: Left; THROWS: Right  
 RESIDES: Santo Domingo Norte, D.R.  
 SIGNED BY: Edis Perez & Fabio Herrera  
 ACQUIRED: Signed as a non-drafted free agent, July 8, 2017

BORN: Sept. 7, 2000 in Santo Domingo Este, D.R.  
 OPENING DAY AGE: 18

CAREER NOTES: 2018: Named Dominican Royals 2 Player of the Year...led the team with six triples.

Year	Club	AVG	G	AB	R	H	2B	3B	HR	RBI	SH	SF	HP	BB	SO	SB	CS	E
2018	Dominican Royals 2	.269	59	212	29	57	14	6	1	23	1	2	2	14	44	2	4	4

**MARKLUND, BRANDON**

**RHP**

HT: 6-1; WT: 200; BATS: Right; THROWS: Right  
 RESIDES: North Vancouver, Canada  
 ACQUIRED: Signed as a non-drafted free agent, Jan. 31, 2019

BORN: June 10, 1996 in North Vancouver, Canada  
 OPENING DAY AGE: 22

Year	Club	W-L	ERA	G	GS	CG	SHO	SV	IP	H	R	ER	HR	HB	BB	SO	WP	BK
(2019 will be his first year in professional baseball)																		



**MARQUEZ, JOSE DANIEL**

**INF**

**HT:** 6-0; **WT:** 175; **BATS:** Right; **THROWS:** Right  
**RESIDES:** Barcelona, Ven.  
**SIGNED BY:** Richard Castro

**BORN:** Oct. 7, 1997 in Puerto de La Cruz, Ven.  
**OPENING DAY AGE:** 21

**ACQUIRED:** Signed as a non-drafted free agent, July 17, 2014

**CAREER NOTES:** **2018:** Named Burlington Player of the Year after batting .301/.355/.498 (69-for-229) and ranked among Appalachian League leaders in: extra-base hits (26, 4th), runs (tied for 4th) and total bases (114, 5th)...had a team-high 18-game on-base streak from July 2-22 and was named Burlington's Player of the Month for July.

Year	Club	AVG	G	AB	R	H	2B	3B	HR	RBI	SH	SF	HP	BB	SO	SB	CS	E
2015	Dominican Royals	.278	55	194	22	54	10	3	0	26	8	4	4	16	36	1	7	0
2016	Surprise (R)	.220	36	123	16	27	3	2	1	17	1	2	1	9	34	4	1	5
2017	Burlington (R)	.254	50	177	24	45	9	4	2	19	1	0	5	15	32	1	2	11
2018	Burlington (R)	.301	59	229	47	69	14	5	7	35	2	2	4	16	49	9	4	8
	Idaho Falls (R)	.333	2	9	1	3	0	0	0	2	0	0	0	0	1	0	1	0
<b>Minor League Totals</b>		<b>.270</b>	<b>202</b>	<b>732</b>	<b>110</b>	<b>198</b>	<b>36</b>	<b>14</b>	<b>10</b>	<b>99</b>	<b>12</b>	<b>8</b>	<b>14</b>	<b>56</b>	<b>152</b>	<b>15</b>	<b>15</b>	<b>31</b>

**MARTE, JUNIOR**

**RHP**

**HT:** 6-2; **WT:** 165; **BATS:** Right; **THROWS:** Right  
**RESIDES:** Santo Domingo Norte, D.R.  
**SIGNED BY:** Edis Perez

**BORN:** Feb. 2, 1995 in Santo Domingo Norte, D.R.  
**OPENING DAY AGE:** 24

**ACQUIRED:** Signed as a non-drafted free agent, June 25, 2012

**Career Notes:** **2013:** Dominican Royals Pitcher of the Year...**2016:** Ranked fifth among South Atlantic League relievers with a 225 opponents' average...**2017:** Had a homerless streak of 61.0 innings (28 appearances) dating back to 2016 snapped on July 18 at Springfield...**2018:** Ranked among Texas League relief pitcher leaders in: opponents' average (.225, 2nd), K/9 (8.96, 2nd), appearances (3rd), and BB/9 (2.91, 4th).

Year	Club	W-L	ERA	G	GS	CG	SHO	SV	IP	H	R	ER	HR	HB	BB	SO	WP	BK
2013	Dominican Royals	4-3	1.71	11	8	0	0	2	47.1	39	15	9	0	4	9	36	9	0
2014	Burlington (R)	4-3	3.44	11	9	0	0	1	52.1	45	23	20	3	8	19	40	6	0
2015	Lexington (A)	4-5	6.44	18	11	0	0	0	65.2	80	59	47	4	12	38	60	14	1
2016	Lexington (A)	6-8	4.21	26	7	0	0	1	107.0	94	54	50	9	10	55	103	19	3
2017	Wilmington (A+)	3-2	2.23	20	1	0	0	4	36.1	25	9	9	0	2	20	42	4	0
	NW Arkansas (AA)	1-2	5.75	17	0	0	0	1	36.0	33	23	23	5	3	27	38	4	0
2018	NW Arkansas (AA)	4-4	2.91	43	0	0	0	2	80.1	69	33	26	7	5	29	80	3	2
<b>Minor League Totals</b>		<b>26-27</b>	<b>3.90</b>	<b>146</b>	<b>36</b>	<b>0</b>	<b>0</b>	<b>11</b>	<b>425.0</b>	<b>385</b>	<b>216</b>	<b>184</b>	<b>28</b>	<b>44</b>	<b>197</b>	<b>399</b>	<b>59</b>	<b>6</b>

**MARTIN, RUTILIOUS TAMARGE (RUDY)**

**OF**

**HT:** 5-7; **WT:** 155; **BATS:** Left; **THROWS:** Left  
**RESIDES:** Olive Branch, Miss.  
**SIGNED BY:** Travis Ezi

**BORN:** Jan. 31, 1996 in Memphis, Tenn.  
**OPENING DAY AGE:** 23

**ACQUIRED:** Selected in the 25th round of the 2014 First-Year Player Draft

**CAREER NOTES:** **2013:** Won 4A State Championship as a junior...**2014:** Graduated from Lewisburg High (Miss.)...**2015:** Named Surprise Player of the Year, ranking among Arizona League leaders in on-base percentage (.477, first), triples (tied for first), runs (tied for first), walks (tied for first), slugging percentage (.541, second) and batting average (fourth) in his pro debut...reached safely in 26 consecutive games (July 24-Aug. 28), the second-longest streak in the Arizona League...named Arizona League postseason All-Star...**2018:** Ranked tied for second in the Carolina League with 29 stolen bases, despite only playing in 75 games with the Blue Rocks.

Year	Club	AVG	G	AB	R	H	2B	3B	HR	RBI	SH	SF	HP	BB	SO	SB	CS	E
2015	Surprise (R)	.338	40	133	+41	45	6	+9	1	11	1	2	3	+34	28	14	3	3
	Idaho Falls (R)	.167	2	6	1	1	0	0	0	1	0	0	1	3	2	0	0	0
2016	Idaho Falls (R)	.244	41	156	30	38	5	1	2	14	5	0	6	17	51	19	3	4
	Surprise (R)	.313	5	16	0	5	0	1	0	2	0	0	0	1	6	1	1	0
2017	Lexington (A)	.277	37	119	25	33	7	1	2	19	4	1	1	16	37	26	4	4
2018	NW Arkansas (AA)	.000	1	1	0	0	0	0	0	0	0	0	0	0	1	0	0	0
	Wilmington (A+)	.232	75	259	42	60	13	4	4	37	10	0	3	39	93	29	6	0
	Idaho Falls (R)	.265	9	34	9	9	2	1	2	9	2	2	0	6	11	0	0	1
<b>Minor League Totals</b>		<b>.264</b>	<b>210</b>	<b>724</b>	<b>148</b>	<b>191</b>	<b>33</b>	<b>17</b>	<b>11</b>	<b>92</b>	<b>23</b>	<b>5</b>	<b>16</b>	<b>114</b>	<b>230</b>	<b>91</b>	<b>17</b>	<b>12</b>

**MARTINEZ, EDGAR**

**INF**

**HT:** 5-10; **WT:** 150; **BATS:** Right; **THROWS:** Right  
**RESIDES:** Santiago, D.R.  
**SIGNED BY:** Fausto Morel

**BORN:** Feb. 14, 2001 in Navarette, D.R.  
**OPENING DAY AGE:** 18

**ACQUIRED:** Signed as a non-drafted free agent, April 9, 2018

Year	Club	AVG	G	AB	R	H	2B	3B	HR	RBI	SH	SF	HP	BB	SO	SB	CS	E
2018	Dominican Royals 1	.083	5	12	0	1	0	0	0	0	0	0	0	4	6	2	0	0
	Dominican Royals 2	.257	50	179	29	46	9	2	0	13	4	1	5	20	43	13	13	14
<b>Minor League Totals</b>		<b>.246</b>	<b>55</b>	<b>191</b>	<b>29</b>	<b>47</b>	<b>9</b>	<b>2</b>	<b>0</b>	<b>14</b>	<b>4</b>	<b>1</b>	<b>5</b>	<b>24</b>	<b>49</b>	<b>15</b>	<b>13</b>	<b>14</b>

**MARTINEZ, JUAN**

**RHP**

HT: 5-11; WT: 170; BATS: Right; THROWS: Right  
 RESIDES: San Salvador, El Salvador  
 SIGNED BY: Edis Perez & Rene Francisco  
 ACQUIRED: Signed as a non-drafted free agent, July 6, 2018

BORN: April 6, 2001 in San Salvador, El Salvador  
 OPENING DAY AGE: 17

Year	Club	W-L	ERA	G	GS	CG	SHO	SV	IP	H	R	ER	HR	HB	BB	SO	WP	BK
(2019 will be his first year in professional baseball)																		

**MARTINEZ, MARCELO**

**LHP**

HT: 6-2; WT: 190; BATS: Left; THROWS: Left  
 RESIDES: Reynosa, Mex.  
 SIGNED BY: Manuel Samaniego & Luis Ortiz  
 ACQUIRED: Signed as a non-drafted free agent, March 7, 2018

BORN: Aug. 10, 1996 in Reynosa, Mex.  
 OPENING DAY AGE: 22

CAREER NOTES: **2018:** Named Burlington Pitcher of the Year in his professional debut... led the Appalachian League in ERA, strikeouts, K/9 (11.2), opponents' average (.216) and WHIP (1.00)... in consecutive starts on Aug. 1 and Aug. 7, he recorded 6.0 scoreless innings on one hit and 12 strikeouts, followed by 6.0 no-hit, scoreless innings with 10 strikeouts... the Aug. 1 start earned him Appalachian League Pitcher of the Week honors, and he was later named Burlington's Pitcher of the Month for August.

Year	Club	W-L	ERA	G	GS	CG	SHO	SV	IP	H	R	ER	HR	HB	BB	SO	WP	BK
2018	Lexington (A)	1-0	4.50	1	1	0	0	0	6.0	4	3	3	1	0	1	9	0	0
	Burlington (R)	5-3	*2.68	10	10	1	1	0	57.0	46	18	17	3	0	11	*71	5	1
	Idaho Falls (R)	0-1	1.50	2	0	0	0	0	6.0	4	1	1	1	0	2	10	0	0
<b>Minor League Totals</b>		<b>6-4</b>	<b>2.74</b>	<b>13</b>	<b>11</b>	<b>1</b>	<b>1</b>	<b>0</b>	<b>69.0</b>	<b>54</b>	<b>22</b>	<b>21</b>	<b>5</b>	<b>0</b>	<b>14</b>	<b>90</b>	<b>5</b>	<b>1</b>

**MATIAS, SEULY**

**OF**

HT: 6-3; WT: 198; BATS: Right; THROWS: Right  
 RESIDES: La Isabela, D.R.  
 SIGNED BY: Fausto Morel

BORN: Sept. 4, 1998 in La Isabela, D.R.  
 OPENING DAY AGE: 20

ACQUIRED: Signed as a non-drafted free agent, July 4, 2015  
 CAREER NOTES: **2016:** Ranked among Arizona League leaders in home runs (tied for first), extra-base hits (21, tied for second) and total bases (82, tied for third)... **2017:** Tied for the Appalachian League lead with five sacrifice flies... **2018:** Named Lexington Co-Player of the Year, after hitting 31 HR (6th most in the minors), despite playing in just 94 games... season ended due to injury on Aug. 13, at which point he was tied for the minor league lead in HR... hit HR in each of his first three games, including two on Opening Day, his first of four multi-HR games... earned South Atlantic League midseason and postseason All-Star honors and was named to the SiriusXM All-Star Futures Game in Washington, D.C., where he went 2-for-3 with a HR... named MiLB.com Organization All-Star... **2019:** Entered the season as the Royals' No. 6 prospect according to MLB.com.

Year	Club	AVG	G	AB	R	H	2B	3B	HR	RBI	SH	SF	HP	BB	SO	SB	CS	E
2016	Dominican Royals	.125	7	24	2	3	1	0	0	2	0	0	1	2	13	0	0	1
	Surprise (R)	.250	46	172	32	43	11	2	8	29	0	0	4	22	73	2	4	5
2017	Burlington (R)	.243	57	222	27	54	13	3	7	36	0	5	3	16	72	2	1	6
2018	Lexington (A)	.231	94	338	62	78	13	1	31	63	0	2	12	24	131	6	0	5
<b>Minor League Totals</b>		<b>.235</b>	<b>204</b>	<b>756</b>	<b>123</b>	<b>178</b>	<b>38</b>	<b>6</b>	<b>46</b>	<b>130</b>	<b>0</b>	<b>7</b>	<b>20</b>	<b>64</b>	<b>289</b>	<b>10</b>	<b>5</b>	<b>17</b>

**MATOS, YONATHAN**

**RHP**

HT: 6-3; WT: 194; BATS: Right; THROWS: Right  
 RESIDES: Bani, D.R.  
 SIGNED BY: Edis Perez

BORN: July 6, 1998 in Bani, D.R.  
 OPENING DAY AGE: 20

ACQUIRED: Signed as a non-drafted free agent, July 6, 2016

Year	Club	W-L	ERA	G	GS	CG	SHO	SV	IP	H	R	ER	HR	HB	BB	SO	WP	BK
2017	Dominican Royals	0-3	7.76	14	0	0	0	0	29.0	30	28	25	2	0	26	21	12	1
2018	Dominican Royals 2	0-1	4.61	7	0	0	0	1	13.2	12	7	7	0	1	4	15	4	0
	Dominican Royals 1	0-1	4.63	8	0	0	0	1	11.2	6	7	6	1	1	6	11	3	0
<b>Minor League Totals</b>		<b>0-5</b>	<b>6.29</b>	<b>29</b>	<b>0</b>	<b>0</b>	<b>0</b>	<b>2</b>	<b>54.1</b>	<b>48</b>	<b>42</b>	<b>38</b>	<b>3</b>	<b>2</b>	<b>36</b>	<b>47</b>	<b>19</b>	<b>1</b>

**MEDINA, YESI**

**C**

HT: 5-10; WT: 185; BATS: Right; THROWS: Right  
 RESIDES: Barinas, Ven.  
 SIGNED BY: Fausto Morel

BORN: April 18, 2000 in Barinas, Ven.  
 OPENING DAY AGE: 18

ACQUIRED: Signed as a minor-league free agent, June 15, 2018

Year	Club	AVG	G	AB	R	H	2B	3B	HR	RBI	SH	SF	HP	BB	SO	SB	CS	E
2018	Dominican Royals 1	.250	3	3	0	1	1	0	0	0	0	0	0	1	0	0	0	0
	Dominican Royals 2	.237	21	59	6	14	3	0	0	8	1	0	0	12	9	0	1	1
<b>Minor League Totals</b>		<b>.238</b>	<b>24</b>	<b>63</b>	<b>6</b>	<b>15</b>	<b>4</b>	<b>0</b>	<b>0</b>	<b>8</b>	<b>1</b>	<b>0</b>	<b>0</b>	<b>13</b>	<b>9</b>	<b>0</b>	<b>1</b>	<b>1</b>

**MEJIA, ERICK AUGUSTO**

**INF**

See Major League Bios, Pages 187-188

**MELENDEZ, MJ (MERVYL JR.)**

**C**

See Major League Bios, Page 189

**MELI, DENSY**

**INF**

**HT:** 6-0; **WT:** 170; **BATS:** Right; **THROWS:** Right  
**RESIDES:** Santo Domingo, D.R.  
**SIGNED BY:** Ramon Pena  
**ACQUIRED:** Signed as a non-drafted free agent, Jan. 4, 2019

**BORN:** Jan. 24, 2001 in Santo Domingo, D.R.  
**OPENING DAY AGE:** 18

Year	Club	AVG	G	AB	R	H	2B	3B	HR	RBI	SH	SF	HP	BB	SO	SB	CS	E
(2019 will be his first year in professional baseball)																		

**MENDEZ, LEANDRO**

**RHP**

**HT:** 5-11; **WT:** 181; **BATS:** Right; **THROWS:** Right  
**RESIDES:** Los Alcarrazos, D.R.  
**SIGNED BY:** Edis Perez  
**ACQUIRED:** Signed as a non-drafted free agent, July 7, 2016

**BORN:** April 21, 2000 in Las Matas de Farfan, D.R.  
**OPENING DAY AGE:** 18

**CAREER NOTES:** **2017:** Didn't allow an earned run over his first 20.0 innings (10 appearances), going 3-1 with two saves, before going 0-3 with a 5.40 ERA (8 ER in 13.1 IP) in his last five appearances (two starts), including a 3.0-inning save.

Year	Club	W-L	ERA	G	GS	CG	SHO	SV	IP	H	R	ER	HR	HB	BB	SO	WP	BK
2017	Dominican Royals	3-4	2.16	15	2	0	0	3	33.1	23	11	8	1	0	15	23	2	0
2018	Dominican Royals	2	0-7	5.58	13	12	0	0	50.0	62	38	31	2	1	9	34	10	0
<b>Minor League Totals</b>		<b>3-11</b>	<b>4.21</b>	<b>28</b>	<b>14</b>	<b>0</b>	<b>0</b>	<b>3</b>	<b>83.1</b>	<b>85</b>	<b>49</b>	<b>39</b>	<b>3</b>	<b>1</b>	<b>24</b>	<b>57</b>	<b>12</b>	<b>0</b>

**MILLER, ANDERSON LATRELL**

**OF**

**HT:** 6-3; **WT:** 208; **BATS:** Left; **THROWS:** Left  
**RESIDES:** Lexington, Ky.  
**SIGNED BY:** Mike Farrell

**BORN:** May 6, 1994 in Lexington, Ky.  
**OPENING DAY AGE:** 24

**ACQUIRED:** Selected in the third round of the 2015 First-Year Player Draft

**CAREER NOTES:** **2012:** Graduated from Lafayette High School (Ky.), where he hit .417 as a senior and went 5-1 with a 1.71 ERA on the mound, earning First-Team All-State honors... **2013:** Attended Western Kentucky University, where he suffered season-ending shoulder injury in his 17th game as a freshman... **2014:** Returned to hit .335/.404/.475 as a sophomore, earning second-team All-Sun Belt Conference honors... **2017:** Earned Carolina League midseason All-Star honors and won Carolina League Player of the Week (May 14)... had a Carolina League leading 30-game on-base streak from April 14-May 15 in which he hit .308/.386/.521 (36-for-117) with 11 extra-base hits and 20 RBI... **2018:** Named Texas League Player of the Week on Aug. 19 after batting .438/.500/.750 (7-for-16) in five games.

Year	Club	AVG	G	AB	R	H	2B	3B	HR	RBI	SH	SF	HP	BB	SO	SB	CS	E
2015	Burlington (R)	.342	10	38	6	13	3	0	2	7	0	0	1	0	7	3	0	0
	Surprise (R)	.333	1	3	1	1	0	0	0	1	0	0	0	0	0	0	0	0
	Lexington (A)	.260	43	169	15	44	8	1	2	21	0	1	1	14	28	0	1	1
2016	Lexington (A)	.284	43	155	24	44	12	1	3	18	2	0	1	22	51	3	1	0
	Wilmington (A+)	.201	38	144	18	29	8	3	3	16	2	1	1	12	50	5	0	2
2017	Wilmington (A+)	.290	70	269	37	78	11	4	7	37	0	0	2	36	60	15	2	2
	NW Arkansas (AA)	.230	58	213	17	49	8	0	2	19	1	1	1	9	56	3	2	3
2018	NW Arkansas (AA)	.255	120	432	50	110	22	4	13	46	2	2	1	33	83	10	8	1
<b>Minor League Totals</b>		<b>.259</b>	<b>383</b>	<b>1423</b>	<b>168</b>	<b>368</b>	<b>72</b>	<b>13</b>	<b>32</b>	<b>165</b>	<b>7</b>	<b>5</b>	<b>8</b>	<b>126</b>	<b>335</b>	<b>39</b>	<b>14</b>	<b>9</b>

**MITCHELL, JOSH**

**LHP**

**HT:** 6-2; **WT:** 220; **BATS:** Right; **THROWS:** Left  
**RESIDES:** Ridgeway, Pa.  
**SIGNED BY:** Jim Farr

**BORN:** Sept. 8, 1994 in Ridgeway, Pa.  
**OPENING DAY AGE:** 24

**ACQUIRED:** Selected in the 22nd round of the 2017 First-Year Player Draft

**CAREER NOTES:** **2013:** Graduated from Ridgeway High School (Pa.), where he was selected to the First-Team All-District in both his sophomore and junior seasons... had a 1.98 ERA and 100 strikeouts on the mound as a junior and hit .530 with six home runs and 50 RBI... **2015-17:** Attended the University of Pittsburgh, where he made 41 appearances (16 starts) over three seasons... **2018:** Missed the last month of the season due to a right knee injury.

Year	Club	W-L	ERA	G	GS	CG	SHO	SV	IP	H	R	ER	HR	HB	BB	SO	WP	BK
2017	Surprise (R)	1-0	9.58	4	2	0	0	0	10.1	17	12	11	1	0	0	11	0	0
	Idaho Falls (R)	2-1	7.59	14	0	0	0	4	21.1	34	19	18	4	0	6	24	3	0
2018	Wilmington (A+)	2-1	8.39	21	0	0	0	0	24.2	28	24	23	2	2	12	22	5	0
	Lexington (A)	1-0	0.90	7	0	0	0	0	10.0	8	4	1	1	0	1	11	1	0
<b>Minor League Totals</b>		<b>6-2</b>	<b>7.19</b>	<b>46</b>	<b>2</b>	<b>0</b>	<b>0</b>	<b>4</b>	<b>66.1</b>	<b>87</b>	<b>59</b>	<b>53</b>	<b>8</b>	<b>2</b>	<b>19</b>	<b>68</b>	<b>9</b>	<b>0</b>

**MONDESI, PAUL**

**C**

**HT:** 6-0; **WT:** 215; **BATS:** Right; **THROWS:** Right  
**RESIDES:** Santo Domingo, DR  
**SIGNED BY:** Edis Perez  
**ACQUIRED:** Signed as a non-drafted free agent, Feb. 5, 2016

**BORN:** July 7, 1998 in New York, N.Y.  
**OPENING DAY AGE:** 20

Year	Club	AVG	G	AB	R	H	2B	3B	HR	RBI	SH	SF	HP	BB	SO	SB	CS	E
2016	Dominican Royals	.239	28	67	2	16	6	0	0	16	0	1	1	8	7	2	0	2
2017	Dominican Royals	.150	40	133	2	20	2	0	1	9	0	1	0	4	19	3	2	2
2018	Surprise (R)	.250	25	72	4	18	2	0	0	5	2	0	1	2	10	2	1	3
<b>Minor League Totals</b>		<b>.199</b>	<b>93</b>	<b>272</b>	<b>8</b>	<b>54</b>	<b>10</b>	<b>0</b>	<b>1</b>	<b>30</b>	<b>2</b>	<b>2</b>	<b>2</b>	<b>14</b>	<b>36</b>	<b>7</b>	<b>3</b>	<b>7</b>

**MORALES, AUSTIN**

**RHP**

HT: 6-2; WT: 185; BATS: Right; THROWS: Right  
 RESIDES: Bonao, D.R.  
 SIGNED BY: Fausto Morel  
 ACQUIRED: Signed as a non-drafted free agent, July 5, 2016

BORN: Jan. 23, 1998 in Bonao, D.R.  
 OPENING DAY AGE: 21

Year	Club	W-L	ERA	G	GS	CG	SHO	SV	IP	H	R	ER	HR	HB	BB	SO	WP	BK
2017	Dominican Royals	2-2	2.57	10	0	0	0	1	14.0	8	8	4	0	1	8	6	1	0
2018	Dominican Royals 1	2-1	3.51	14	0	0	0	1	25.2	22	11	10	0	1	7	24	2	0
<b>Minor League Totals</b>		<b>4-3</b>	<b>3.18</b>	<b>24</b>	<b>0</b>	<b>0</b>	<b>0</b>	<b>2</b>	<b>39.2</b>	<b>30</b>	<b>19</b>	<b>14</b>	<b>0</b>	<b>2</b>	<b>15</b>	<b>30</b>	<b>3</b>	<b>0</b>

**MORALES, MATT**

**INF**

HT: 6-0; WT: 180; BATS: Switch; THROWS: Right  
 RESIDES: Wellington, Fla.  
 SIGNED BY: Alex Mesa  
 ACQUIRED: Selected in the 23rd round of the 2017 First-Year Player Draft.

BORN: Nov. 26, 1996 in Wellington, Fla.  
 OPENING DAY AGE: 22

CAREER NOTES: 2015: Graduated from Wellington High School (Fla.), where he was a four-year letter winner at shortstop...selected by Washington in the 28th round, but did not sign...2016: Attended Stetson University (Fla.)...2017: Transferred to Palm Beach State Community College, where he hit .311/.388/.453 (59-for-190)...would have ranked fourth in the Pioneer League in batting average (.358), but fell 21 plate appearances shy of qualifying...had a career-high five hits and five RBI on Aug. 16 vs. Billings, in addition to a pair of four-hit games.

Year	Club	AVG	G	AB	R	H	2B	3B	HR	RBI	SH	SF	HP	BB	SO	SB	CS	E
2017	Idaho Falls (R)	.358	37	165	31	59	13	1	1	25	4	1	0	14	29	12	3	13
2018	Lexington (A)	.198	38	111	16	22	2	0	1	9	1	1	0	16	42	5	1	3
	Burlington (R)	.212	29	113	15	24	5	1	1	10	1	1	0	16	44	5	2	8
<b>Minor League Totals</b>		<b>.270</b>	<b>104</b>	<b>389</b>	<b>62</b>	<b>105</b>	<b>20</b>	<b>2</b>	<b>3</b>	<b>44</b>	<b>6</b>	<b>3</b>	<b>0</b>	<b>46</b>	<b>115</b>	<b>22</b>	<b>6</b>	<b>24</b>

**MOREL, YOHANSE**

**RHP**

HT: 6-0; WT: 170; BATS: Right; THROWS: Left  
 RESIDES: Samana, D.R.

BORN: Aug. 23, 2000 in Samana, D.R.  
 OPENING DAY AGE: 18

ACQUIRED: Traded from Washington to Kansas City with 3B Kelvin Gutierrez and CF Blake Perkins for RHP Kelvin Herrera, June 18, 2018  
 CAREER NOTES: 2017: Signed by Washington as a non-drafted free agent, July 2...2018: Named Surprise Pitcher of the Year after being acquired via trade from Washington.

Year	Club	W-L	ERA	G	GS	CG	SHO	SV	IP	H	R	ER	HR	HB	BB	SO	WP	BK
2018	Dominican Nationals	0-0	8.10	1	1	0	0	0	3.1	6	4	3	0	1	1	5	0	0
	Surprise (R)	1-2	3.71	12	7	0	0	0	43.2	40	18	18	1	4	16	47	6	0
<b>Minor League Totals</b>		<b>1-2</b>	<b>4.02</b>	<b>13</b>	<b>8</b>	<b>0</b>	<b>0</b>	<b>0</b>	<b>47.0</b>	<b>46</b>	<b>22</b>	<b>21</b>	<b>1</b>	<b>5</b>	<b>17</b>	<b>52</b>	<b>6</b>	<b>0</b>

**MORENO, OLIVBER**

**OF**

HT: 6-1; WT: 187; BATS: Right; THROWS: Right  
 RESIDES: Santo Domingo Norte, D.R.

BORN: June 28, 2001 in Santo Domingo Centro, D.R.  
 OPENING DAY AGE: 17

SIGNED BY: Edis Perez, Fabio Herrera & Orlando Estevez  
 ACQUIRED: Signed as a non-drafted free agent, July 3, 2017

Year	Club	AVG	G	AB	R	H	2B	3B	HR	RBI	SH	SF	HP	BB	SO	SB	CS	E
2018	Dominican Royals 1	.225	53	173	17	39	3	2	1	10	2	0	3	18	39	13	3	1

**MUJICA, PABLO**

**LHP**

HT: 6-0; WT: 171; BATS: Left; THROWS: Left  
 RESIDES: Barquisimeto, Ven.  
 SIGNED BY: Rene Francisco

BORN: June 26, 2001 in Barquisimeto, Ven.  
 OPENING DAY AGE: 17

ACQUIRED: Signed as a non-drafted free agent, July 10, 2018

Year	Club	W-L	ERA	G	GS	CG	SHO	SV	IP	H	R	ER	HR	HB	BB	SO	WP	BK	
(2019 will be his first year in professional baseball)																			

**NACERO, KEMBER**

**INF**

HT: 5-11; WT: 155; BATS: Right; THROWS: Right  
 RESIDES: Maracay, Venezuela  
 SIGNED BY: Richard Castro

BORN: March, 5, 2000 in Maracay, Venezuela  
 OPENING DAY AGE: 19

ACQUIRED: Signed as a non-drafted free agent, July 26, 2016

Year	Club	AVG	G	AB	R	H	2B	3B	HR	RBI	SH	SF	HP	BB	SO	SB	CS	E
2017	Dominican Royals	.200	25	85	6	17	0	0	5	3	2	3	8	36	4	4	6	
2018	Surprise (R)	.209	46	172	25	36	7	1	0	11	1	0	2	17	64	5	2	10
<b>Minor League Totals</b>		<b>.206</b>	<b>71</b>	<b>257</b>	<b>31</b>	<b>53</b>	<b>7</b>	<b>1</b>	<b>0</b>	<b>16</b>	<b>4</b>	<b>2</b>	<b>5</b>	<b>25</b>	<b>100</b>	<b>9</b>	<b>6</b>	<b>16</b>



**NEGRET, JUAN CARLOS**

**OF**

**HT:** 6-1; **WT:** 190; **BATS:** Right; **THROWS:** Right  
**RESIDES:** Santo Domingo Este, D.R.

**BORN:** June 19, 1999 in La Habana, Cuba  
**OPENING DAY AGE:** 19

**SIGNED BY:** Albert Gonzalez & Rene Francisco  
**ACQUIRED:** Signed as a minor league free agent, Dec. 6, 2017

**CAREER NOTES:** 2017: Signed by Atlanta as a non-drafted free agent, May 15...was one of 13 Atlanta prospects granted free agency after a Major League Baseball investigation determined the Braves circumvented the international signing guidelines.

Year	Club	AVG	G	AB	R	H	2B	3B	HR	RBI	SH	SF	HP	BB	SO	SB	CS	E
2017	Dominican Braves	.264	50	174	31	46	14	1	2	10	0	0	16	27	47	23	9	2
2018	Burlington (R)	.224	54	201	30	45	11	1	9	32	0	3	5	13	60	3	2	3
<b>Minor League Totals</b>		<b>.243</b>	<b>104</b>	<b>375</b>	<b>61</b>	<b>91</b>	<b>25</b>	<b>2</b>	<b>11</b>	<b>42</b>	<b>0</b>	<b>3</b>	<b>21</b>	<b>40</b>	<b>107</b>	<b>26</b>	<b>11</b>	<b>5</b>

**NEUWEILER, CHARLIE**

**RHP**

**HT:** 6-1; **WT:** 205; **BATS:** Right; **THROWS:** Right  
**RESIDES:** Maspeth, N.Y.

**BORN:** Feb. 8, 1999 in East Elmhurst, N.Y.  
**OPENING DAY AGE:** 20

**SIGNED BY:** Casey Fahy  
**ACQUIRED:** Selected in the fifth round of the 2017 First-Year Player Draft

**CAREER NOTES:** 2017: Graduated from Monsignor McClancy Memorial High School (N.Y.), where he went 7-2 with a 0.28 ERA (2 ER in 64.2 IP) as a senior, with six shutouts and 110 strikeouts (15.3 K/9), leading his school to 21 wins, its most in 25 years...he and his twin brother, Ryan, were committed to Long Island University Brooklyn, before Charlie signed with Kansas City...Ryan is a freshman at LIU this season...named Surprise Pitcher of the Year in his professional debut, posting a 1.76 ERA that would've led the Arizona League, but he fell 4.0 innings shy of qualifying.

Year	Club	W-L	ERA	G	GS	CG	SHO	SV	IP	H	R	ER	HR	HB	BB	SO	WP	BK
2017	Surprise (R)	3-3	1.76	12	5	0	0	0	41.0	28	13	8	3	2	12	34	3	0
2018	Lexington (A)	2-3	5.58	11	11	0	0	0	50.0	50	39	31	8	9	23	46	5	1
	Burlington (R)	0-1	6.30	2	2	0	0	0	10.0	13	7	7	2	1	2	10	0	0
<b>Minor League Totals</b>		<b>5-7</b>	<b>4.10</b>	<b>25</b>	<b>18</b>	<b>0</b>	<b>0</b>	<b>0</b>	<b>101.0</b>	<b>91</b>	<b>59</b>	<b>46</b>	<b>13</b>	<b>12</b>	<b>37</b>	<b>90</b>	<b>8</b>	<b>1</b>

**NORIEGA, CRUZ**

**RHP**

**HT:** 6-1; **WT:** 175; **BATS:** Right; **THROWS:** Right  
**RESIDES:** Bolivar, Ven.

**BORN:** Oct. 1, 1997 in Porlamar, Ven.  
**OPENING DAY AGE:** 21

**SIGNED BY:** Edgarluis Fuentes & Joelvis Gonzalez  
**ACQUIRED:** Signed as a non-drafted free agent, Jan. 30, 2018

Year	Club	W-L	ERA	G	GS	CG	SHO	SV	IP	H	R	ER	HR	HB	BB	SO	WP	BK
2018	Dominican Royals 1	2-4	4.18	14	3	0	0	3	32.1	33	19	15	0	4	8	30	1	0

**NUNEZ, ANDRES**

**RHP**

**HT:** 6-4; **WT:** 240; **BATS:** Right; **THROWS:** Right  
**RESIDES:** Southwest Ranches, Fla.

**BORN:** Sept. 20, 1995 in Southwest Ranches, Fla.  
**OPENING DAY AGE:** 23

**ACQUIRED:** Selected in the 29th round of the 2018 First-Year Player Draft

**CAREER NOTES:** 2014: Graduated from Archbishop McCarthy High School (Fla.), where he won two state championships, two regional titles and three district titles...2017: Missed his entire sophomore season at Florida International University due to injury...2018: Earned All-Conference USA Second Team honors, going 6-2 with a team-leading 3.42 ERA (26 ER in 68.1 IP) and 77 strikeouts in 16 appearances (11 starts)...had a five-game stretch in which he went 4-0 with a 0.84 ERA (3 ER in 32 IP) and 33 strikeouts...his father, Rodolfo, is a professional tennis player...allowed four runs in 0.2 inning in his professional debut, but posted a 1.50 ERA (4 ER in 24 IP) in 14 appearances after that.

Year	Club	W-L	ERA	G	GS	CG	SHO	SV	IP	H	R	ER	HR	HB	BB	SO	WP	BK
2018	Surprise (R)	1-0	3.12	11	0	0	0	1	17.1	13	6	6	0	2	3	20	2	0
	Burlington (R)	0-0	2.45	4	0	0	0	0	7.1	6	2	2	1	1	4	7	0	0
<b>Minor League Totals</b>		<b>1-0</b>	<b>2.92</b>	<b>15</b>	<b>0</b>	<b>0</b>	<b>0</b>	<b>1</b>	<b>24.2</b>	<b>19</b>	<b>8</b>	<b>8</b>	<b>1</b>	<b>3</b>	<b>7</b>	<b>27</b>	<b>2</b>	<b>0</b>

**OGANDO, EMILIO ADOLFO**

**LHP**

HT: 6-2; WT: 180; BATS: Left; THROWS: Left  
 RESIDES: Valrico, Fla.  
 SIGNED BY: Alex Mesa

BORN: Aug. 13, 1993 in Framingham, Mass.  
 OPENING DAY AGE: 25

ACQUIRED: Selected in the 12th round of the 2014 First-Year Player Draft  
 CAREER NOTES: **2011:** Graduated from Durant High (Fla.)...**2014:** Attended St. Thomas University (Fla.), where he went 7-2 with a 2.34 ERA as a junior and earned First-Team All-Sun Conference honors...**2016:** Named South Atlantic League midseason All-Star... ranked fourth among Royals farmhands in strikeouts and seventh among qualified starters in ERA...**2017:** Ranked fourth in the Texas League with a 3.45 ERA...**2018:** Named Texas League midseason All-Star...ranked among league leaders in wins (tied for 1st), starts (tied for 1st), opponents' average (.279, 5th) and ERA (6th).

Year	Club	W-L	ERA	G	GS	CG	SHO	SV	IP	H	R	ER	HR	HB	BB	SO	WP	BK
2014	Idaho Falls (R)	2-2	2.97	13	5	0	0	0	30.1	25	14	10	2	0	17	27	3	0
2015	Lexington (A)	5-8	4.19	26	4	0	0	0	92.1	100	59	43	8	6	40	78	11	0
2016	Lexington (A)	7-10	3.80	25	20	0	0	0	132.2	126	71	56	14	4	35	130	10	0
2017	Wilmington (A+)	1-0	5.47	5	5	0	0	0	26.1	30	16	16	5	0	9	25	6	0
	NW Arkansas (AA)	10-10	3.45	23	23	0	0	0	133.0	130	62	51	15	4	36	83	3	1
	Omaha (AAA)	0-0	1.80	1	1	0	0	0	5.0	4	1	1	0	0	3	2	0	0
2018	NW Arkansas (AA)	11-7	4.79	26	26	0	0	0	118.1	127	71	63	22	7	72	94	6	0
<b>Minor League Totals</b>		<b>36-37</b>	<b>4.01</b>	<b>119</b>	<b>84</b>	<b>0</b>	<b>0</b>	<b>0</b>	<b>538.0</b>	<b>542</b>	<b>294</b>	<b>240</b>	<b>66</b>	<b>21</b>	<b>212</b>	<b>439</b>	<b>39</b>	<b>1</b>

**OLLOQUE, MANUEL JOSE (MANNY)**

**INF**

HT: 6-2; WT: 165; BATS: Right; THROWS: Right  
 RESIDES: Torrance, Calif.  
 SIGNED BY: Rich Amaral

BORN: May 11, 1996 in Torrance, Calif.  
 OPENING DAY AGE: 22

ACQUIRED: Selected in the 16th round of the 2014 First-Year Player Draft  
 CAREER NOTES: **2014:** Graduated from Torrance High School (Calif.) after helping the school to its first CIF Southern Section Division IV Championship as a senior...**2016:** Earned Pioneer League midseason and postseason All-Star honors, ranking among the league's leaders in RBI (tied for second), at-bats (third), hits (tied for third) and runs (tied for third)...ranked fourth among Royals farmhands in batting average...**2018:** Named South Atlantic Player of the Week on July 22, after batting .412/.421/1.118 (7-for-17) with six extra-base hits and seven RBI in five games.

Year	Club	AVG	G	AB	R	H	2B	3B	HR	RBI	SH	SF	HP	BB	SO	SB	CS	E
2014	Burlington (R)	.333	25	75	17	25	5	1	0	7	0	2	2	2	6	6	0	8
2015	Surprise (R)	.169	18	59	7	10	2	0	0	3	2	0	1	4	10	0	2	8
2016	Idaho Falls (R)	.330	66	276	54	91	18	1	8	53	0	4	1	23	43	7	2	25
2017	Lexington (A)	.244	106	365	52	89	18	2	6	44	3	3	4	30	92	6	1	12
2018	Omaha (AAA)	.207	9	29	3	6	3	0	0	2	0	0	0	1	8	0	0	2
	Lexington (A)	.254	48	177	21	45	12	2	7	29	0	2	2	7	67	3	2	3
	Idaho Falls (R)	.474	5	19	7	9	2	1	2	9	0	1	0	4	5	0	1	1
<b>Minor League Totals</b>		<b>.275</b>	<b>277</b>	<b>1000</b>	<b>161</b>	<b>275</b>	<b>60</b>	<b>7</b>	<b>23</b>	<b>147</b>	<b>5</b>	<b>12</b>	<b>10</b>	<b>71</b>	<b>231</b>	<b>22</b>	<b>8</b>	<b>59</b>

**OVALLE, LUILLY**

**RHP**

HT: 6-3; WT: 170; BATS: Right; THROWS: Right  
 RESIDES: Santo Domingo Oeste, D.R.  
 SIGNED BY: Edis Perez

BORN: Oct. 13, 2000 in Santo Domingo Centre, D.R.  
 OPENING DAY AGE: 18

ACQUIRED: Signed as a non-drafted free agent, Sept. 5, 2017

Year	Club	W-L	ERA	G	GS	CG	SHO	SV	IP	H	R	ER	HR	HB	BB	SO	WP	BK
2018	Dominican Royals 2	2-3	6.43	12	1	0	0	0	21.0	22	18	15	0	1	13	25	8	0

**PAULINO, ANDERSON**

**RHP**

HT: 6-2; WT: 200; BATS: Right; THROWS: Right  
 RESIDES: Sabana Grande de Palenque, D.R.  
 SIGNED BY: Rafael Vasquez

BORN: Sept. 12, 1998 in Sabana Grande de Palenque, D.R.  
 OPENING DAY AGE: 20

ACQUIRED: Signed as a non-drafted free agent, Aug. 22, 2017

Year	Club	W-L	ERA	G	GS	CG	SHO	SV	IP	H	R	ER	HR	HB	BB	SO	WP	BK
2018	Dominican Royals 1	1-3	7.47	8	2	0	0	0	15.2	18	15	13	0	1	10	11	3	0

**PAULINO, CHRISTIAN**

**LHP**

HT: 6-1; WT: 166; BATS: Left; THROWS: Left  
 RESIDES: Nagua, D.R.  
 SIGNED BY: Fausto Morel

BORN: Oct. 2, 2001 in Nagua, D.R.  
 OPENING DAY AGE: 17

ACQUIRED: Signed as a non-drafted free agent, July 5, 2018

Year	Club	W-L	ERA	G	GS	CG	SHO	SV	IP	H	R	ER	HR	HB	BB	SO	WP	BK
(2019 will be his first year in professional baseball)																		

**PENA, DEIVY**

**INF**

HT: 6-1; WT: 165; BATS: Switch; THROWS: Right  
 RESIDES: Santo Domingo Norte, D.R.  
 SIGNED BY: Rene Francisco  
 ACQUIRED: Signed as a non-drafted free agent, July 5, 2018

BORN: Oct. 20, 2000 in Santo Domingo, D.R.  
 OPENING DAY AGE: 18

Year	Club	AVG	G	AB	R	H	2B	3B	HR	RBI	SH	SF	HP	BB	SO	SB	CS	E
(2019 will be his first year in professional baseball)																		

**PENA, DOMINGO**

**RHP**

HT: 6-2; WT: 171; BATS: Right; THROWS: Right  
 RESIDES: Santo Domingo, D.R.  
 SIGNED BY: Willy Espinal (Rangers)  
 ACQUIRED: Traded from Texas to Kansas City for international signing bonus pool money, Feb. 28, 2018  
 CAREER NOTES: 2014: Signed by Texas as a non-drafted free agent, July 2.

BORN: April 7, 1998 in Tenares, D.R.  
 OPENING DAY AGE: 20

Year	Club	W-L	ERA	G	GS	CG	SHO	SV	IP	H	R	ER	HR	HB	BB	SO	WP	BK
2015	Dominican Rangers	2-3-4	5.52	11	10	0	0	0	45.2	60	38	28	2	2	12	51	12	0
2016	Dominican Rangers	2-2-1	3.88	11	8	0	0	0	46.1	45	23	20	1	3	8	24	6	0
2017	Arizona Rangers (R)	0-2	5.06	6	2	0	0	0	16.0	15	11	9	4	1	6	20	1	0
	Dominican Rangers	1-3-0	0.00	4	3	0	0	0	14.0	7	1	0	0	2	2	16	3	0
2018	Idaho Falls (R)	3-4	7.27	12	0	0	0	0	43.1	59	37	35	7	4	15	36	5	0
<b>Minor League Totals</b>		<b>9-11</b>	<b>5.01</b>	<b>44</b>	<b>23</b>	<b>0</b>	<b>0</b>	<b>0</b>	<b>165.1</b>	<b>186</b>	<b>110</b>	<b>92</b>	<b>14</b>	<b>12</b>	<b>43</b>	<b>147</b>	<b>27</b>	<b>0</b>

**PERALTA, DARIO**

**RHP**

HT: 6-1; WT: 170; BATS: Right; THROWS: Right  
 RESIDES: Santo Domingo Centro, D.R.  
 SIGNED BY: Edis Perez  
 ACQUIRED: Signed as a non-drafted free agent, July 8, 2018

BORN: Oct. 12, 2000 in Santo Domingo, D.R.  
 OPENING DAY AGE: 18

Year	Club	W-L	ERA	G	GS	CG	SHO	SV	IP	H	R	ER	HR	HB	BB	SO	WP	BK
2018	Dominican Royals	2-1-1	12.00	6	0	0	0	0	12.0	29	19	16	1	0	7	8	4	1

**PEREZ, CRISTIAN**

**INF**

HT: 5-10; WT: 170; BATS: Right; THROWS: Right  
 RESIDES: San Francisco de Asis, Ven.  
 SIGNED BY: Richard Castro  
 ACQUIRED: Signed as a non-drafted free agent, Sept. 27, 2015

BORN: Oct. 26, 1998 in Cagua, Ven.  
 OPENING DAY AGE: 20

Year	Club	AVG	G	AB	R	H	2B	3B	HR	RBI	SH	SF	HP	BB	SO	SB	CS	E
2016	Dominican Royals	.251	59	175	24	44	7	0	0	36	8	7	4	26	20	10	5	9
2017	Surprise (R)	.270	48	196	28	53	15	0	1	23	2	3	2	16	31	6	6	10
2018	Lexington (A)	.278	87	320	48	89	14	0	3	37	8	3	3	11	43	10	7	13
<b>Minor League Totals</b>		<b>.269</b>	<b>194</b>	<b>691</b>	<b>100</b>	<b>186</b>	<b>36</b>	<b>0</b>	<b>4</b>	<b>96</b>	<b>18</b>	<b>13</b>	<b>9</b>	<b>53</b>	<b>94</b>	<b>26</b>	<b>18</b>	<b>32</b>

**PEREZ, WANLY**

**RHP**

HT: 6-1; WT: 165; BATS: Switch; THROWS: Right  
 RESIDES: Bani, D.R.  
 SIGNED BY: Edis Perez  
 ACQUIRED: Signed as a non-drafted free agent, Jan. 5, 2018

BORN: Jan. 4, 2000 in Bani, D.R.  
 OPENING DAY AGE: 19

Year	Club	W-L	ERA	G	GS	CG	SHO	SV	IP	H	R	ER	HR	HB	BB	SO	WP	BK
2018	Dominican Royals	1-3-1	2.77	12	6	0	0	1	39.0	29	14	12	2	2	19	37	2	1

**PERKINS, BLAKE**

**OF**

HT: 5-11; WT: 181; BATS: Switch; THROWS: Right  
 RESIDES: Litchfield Park, Ariz.  
 SIGNED BY: Mitch Sokol (Nationals)

BORN: Sept. 10, 1996 in Litchfield Park, Ariz.  
 OPENING DAY AGE: 22

ACQUIRED: Traded from Washington to Kansas City with 3B Kelvin Gutierrez and RHP Yohanse Morel for RHP Kelvin Herrera, June 18, 2018  
 CAREER NOTES: 2015: Graduated from Verrado High School (Ariz.), where he hit .461/.583/.966 (41-for-89) as a senior...selected by Washington in the second round of the First-Year Player Draft...2017: Earned South Atlantic League midseason All-Star honors...ranked sixth in the South Atlantic League and first among Nationals farmhands with 31 stolen bases...led the South Atlantic League with 105 runs, 25 more than anyone else in the league and second in minor league baseball...also led the league with 72 walks...2018: Entered the season as the "Best Defensive Outfielder" according to *Baseball America*...2019: Entered the season as the Royals' No. 23 prospect according to MLB.com.

Year	Club	AVG	G	AB	R	H	2B	3B	HR	RBI	SH	SF	HP	BB	SO	SB	CS	E
2015	GCL Nationals (R)	.211	49	166	21	35	5	2	1	12	0	5	1	13	36	4	5	0
2016	Hagerstown (A)	.200	7	25	4	5	0	0	0	2	3	0	0	5	6	0	1	0
	Auburn (A)	.233	56	210	31	49	5	1	1	16	2	2	2	25	39	10	3	0
2017	Hagerstown (A)	.255	129	482	105	123	27	4	8	48	7	6	5	72	118	31	8	8
2018	Potomac (A+)	.234	65	252	39	59	11	0	1	21	3	5	3	42	67	12	5	1
	Wilmington (A+)	.240	64	233	48	56	11	1	2	18	5	0	3	50	67	17	4	2
<b>Minor League Totals</b>		<b>.239</b>	<b>370</b>	<b>1368</b>	<b>248</b>	<b>327</b>	<b>59</b>	<b>8</b>	<b>13</b>	<b>117</b>	<b>20</b>	<b>18</b>	<b>14</b>	<b>207</b>	<b>333</b>	<b>74</b>	<b>26</b>	<b>11</b>

**PERRIN, JON**

**RHP**

HT: 6-4; WT: 215; BATS: Right; THROWS: Right  
 RESIDES: Olathe, Kan.  
 SIGNED BY: Mark Muzzi (Brewers)

BORN: May 23, 1993 in Olathe, Kan.  
 OPENING DAY AGE: 25

ACQUIRED: Traded from Milwaukee to Kansas City for RHP Sal Biasi, Aug. 7, 2018  
 CAREER NOTES: 2011: Graduated from Olathe East High School (Kan.). 2014: Selected by Detroit in the 33rd round of the First-Year Player Draft, but did not sign... 2015: Graduated from Oklahoma State University... was accepted to law school at the University of Kansas shortly after being selected by Milwaukee in the 27th round of the Draft... 2016: Ranked third in the Brewers' organization and ERA (3.06) and fourth in strikeouts (144)... 2017: Missed more than a month (May 20-June 25) with a back injury... pitched for the Salt River Rafters in the Arizona Fall League... 2018: Of his 28 appearances in the Brewers' organization, 27 were in relief... all five of his outings in the Royals' organization were starts, including 5.2 scoreless innings with seven strikeouts in an 8-1 win vs. Arkansas in his season finale, Sept. 1.

Year	Club	W-L	ERA	G	GS	CG	SHO	SV	IP	H	R	ER	HR	HB	BB	SO	WP	BK
2015	Wisconsin (A)	1-5	4.31	10	8	0	0	0	39.2	44	23	19	1	3	4	34	2	1
	Arizona Brewers (R)	2-0	0.90	3	1	0	0	0	10.0	2	1	1	0	0	3	8	0	0
2016	Biloxi (AA)	0-1	24.30	1	1	0	0	0	3.1	8	10	9	1	0	3	2	0	0
	Brevard County (A+)	2-8	2.60	19	16	1	0	0	110.2	108	39	32	4	5	19	95	8	0
	Wisconsin (A)	1-1	2.50	6	6	0	0	0	36.0	31	14	10	1	0	1	47	2	1
2017	Biloxi (AA)	5-3	2.91	23	12	0	0	1	105.1	103	42	34	9	4	21	91	5	0
2018	Colo. Springs (AAA)	2-0	2.59	18	0	0	0	0	24.1	16	8	7	2	3	12	18	6	1
	Biloxi (AA)	0-2	5.09	10	1	0	0	1	23.0	23	13	13	2	2	8	26	2	0
	NW Arkansas (AA)	1-2	3.38	5	5	0	0	0	21.1	19	11	8	1	0	11	20	0	0
<b>Minor League Totals</b>		<b>14-22</b>	<b>3.20</b>	<b>95</b>	<b>50</b>	<b>1</b>	<b>0</b>	<b>2</b>	<b>373.2</b>	<b>354</b>	<b>161</b>	<b>133</b>	<b>21</b>	<b>17</b>	<b>82</b>	<b>341</b>	<b>25</b>	<b>3</b>

**PETERSON, KORT**

**OF**

HT: 6-1; WT: 195; BATS: Left; THROWS: Right  
 RESIDES: Los Gatos, Calif.  
 SIGNED BY: Rich Ameral

BORN: April 29, 1994 in Santa Cruz, Calif.  
 OPENING DAY AGE: 24

ACQUIRED: Selected in the 23rd round of the 2016 First-Year Player Draft  
 CAREER NOTES: 2013: Graduated from Saint Francis High School (Calif.). 2016: Attended UCLA, where he hit .217/.416/.402 as a junior with the team-leading (tied) 36 RBI in 56 games... named UCLA Student-Athlete of the Week (March 7-13) after batting .429 (6-for-14) with the first two home runs of his career, including a walk-off shot to beat Texas on March 12... signed National Letter of Intent to play at the University of Houston before signing with Kansas City... named Burlington Player of the Year in his professional debut, leading the B-Royals in batting average and leading the Appalachian League in on-base percentage (.437), ranking second in average and third in slugging percentage (.545)... also earned Appalachian League postseason All-Star and MLB.com Organization All-Star honors... had a 19-game on-base streak from Aug. 5-27... 2018: Named Carolina League midseason All-Star and MiLB.com Organization All-Star.

Year	Club	AVG	G	AB	R	H	2B	3B	HR	RBI	SH	SF	HP	BB	SO	SB	CS	E
2016	Burlington (R)	.347	49	176	39	61	12	4	5	35	0	1	12	17	38	7	2	1
2017	Lexington (A)	.290	52	193	24	56	12	2	1	19	1	2	10	17	54	5	3	1
	Wilmington (A+)	.333	11	39	7	13	3	2	1	1	0	0	2	8	0	0	0	
2018	NW Arkansas (AA)	.229	50	166	24	38	8	3	7	27	0	0	5	12	61	6	3	4
	Wilmington (A+)	.292	62	219	34	64	17	2	8	33	2	0	8	17	59	5	1	3
<b>Minor League Totals</b>		<b>.293</b>	<b>224</b>	<b>793</b>	<b>128</b>	<b>232</b>	<b>52</b>	<b>13</b>	<b>22</b>	<b>115</b>	<b>3</b>	<b>3</b>	<b>35</b>	<b>65</b>	<b>229</b>	<b>23</b>	<b>9</b>	<b>9</b>

**PINEDA, HECTOR**

**INF**

HT: 5-10; WT: 160; BATS: Right; THROWS: Right  
 RESIDES: Esperanza, D.R.  
 SIGNED BY: Fausto Morel  
 ACQUIRED: Signed as a non-drafted free agent, Aug. 25, 2016

BORN: Aug. 22, 1998 in Mao, D.R.  
 OPENING DAY AGE: 20

Year	Club	AVG	G	AB	R	H	2B	3B	HR	RBI	SH	SF	HP	BB	SO	SB	CS	E
2017	Dominican Royals	.118	23	76	5	9	3	0	1	9	1	0	1	6	19	1	1	2
2018	Surprise (R)	.246	20	57	8	14	1	0	0	4	1	2	1	5	15	0	0	5
<b>Minor League Totals</b>		<b>.173</b>	<b>43</b>	<b>133</b>	<b>13</b>	<b>23</b>	<b>4</b>	<b>0</b>	<b>1</b>	<b>13</b>	<b>2</b>	<b>2</b>	<b>2</b>	<b>11</b>	<b>34</b>	<b>1</b>	<b>1</b>	<b>7</b>

**PINTO, JULIO CESAR**

**RHP**

HT: 6-3; WT: 185; BATS: Right; THROWS: Right  
 RESIDES: San Joaquin, Ven.  
 SIGNED BY: Alberto Garcia, Richard Castro, Orlando Estevez  
 ACQUIRED: Signed as a non-drafted free agent, July 7, 2012

BORN: Nov. 18, 1995 in Guacara, Ven.  
 OPENING DAY AGE: 23

Year	Club	W-L	ERA	G	GS	CG	SHO	SV	IP	H	R	ER	HR	HB	BB	SO	WP	BK
2013	Dominican Royals	3-3	2.65	13	13	0	0	0	54.1	37	20	16	1	6	26	43	10	0
2014	Burlington (R)	4-3	4.83	11	2	0	0	0	41.0	41	25	22	2	6	24	28	9	2
2015	Burlington (R)	3-2	4.14	10	10	0	0	0	41.1	40	23	19	2	7	17	30	2	2
	Idaho Falls (R)	0-0	7.20	2	2	0	0	0	5.0	8	7	4	0	1	4	6	3	0
2016	Surprise (R)	0-0	4.91	5	4	0	0	0	11.0	11	9	6	1	1	7	10	4	3
	Lexington (A)	2-4	5.84	16	11	0	0	1	49.1	49	34	32	4	9	30	40	8	2
2017	Lexington (A)	0-2	13.83	12	0	0	0	0	13.2	22	22	21	4	2	16	14	1	0
	Idaho Falls (R)	4-8	10.33	14	14	0	0	0	61.0	91	80	70	13	12	47	54	2	2
2018	Wilmington (A+)	1-4	6.11	26	0	0	0	10	28.0	34	21	19	2	2	19	28	2	1
	Lexington (A)	2-0	4.86	10	0	0	0	0	16.2	12	9	9	4	1	7	21	5	0
<b>Minor League Totals</b>		<b>19-26</b>	<b>6.11</b>	<b>119</b>	<b>56</b>	<b>0</b>	<b>0</b>	<b>11</b>	<b>321.1</b>	<b>345</b>	<b>250</b>	<b>218</b>	<b>33</b>	<b>47</b>	<b>197</b>	<b>274</b>	<b>46</b>	<b>12</b>



**PIRE, ENMANUEL**

**C**

**HT:** 5-10; **WT:** 165; **BATS:** Right; **THROWS:** Right  
**RESIDES:** Carora, Ven.  
**SIGNED BY:** Richard Castro & Orlando Estevez  
**ACQUIRED:** Signed as a non-drafted free agent, July 18, 2017

**BORN:** May 18, 2001 in Carora, Ven.  
**OPENING DAY AGE:** 17

Year	Club	AVG	G	AB	R	H	2B	3B	HR	RBI	SH	SF	HP	BB	SO	SB	CS	E
2018	Dominican Royals 2	.224	34	116	13	26	3	0	0	8	0	1	2	7	21	2	0	8

**POLANCO, GUSTAVO**

**LHP**

**HT:** 6-2; **WT:** 170; **BATS:** Left; **THROWS:** Left  
**RESIDES:** Montecristi, D.R.  
**SIGNED BY:** Fausto Morel  
**ACQUIRED:** Signed as a non-drafted free agent, April 6, 2018

**BORN:** May 9, 2000 in Montecristi, D.R.  
**OPENING DAY AGE:** 18

Year	Club	W-L	ERA	G	GS	CG	SHO	SV	IP	H	R	ER	HR	HB	BB	SO	WP	BK
2018	Dominican Royals 1	0-0	1.69	3	0	0	0	0	5.1	1	3	1	0	2	3	8	1	0
	Dominican Royals 2	5-0	7.27	11	0	0	0	0	17.1	18	17	14	1	3	16	14	9	0
<b>Minor League Totals</b>		<b>5-0</b>	<b>5.96</b>	<b>14</b>	<b>0</b>	<b>0</b>	<b>0</b>	<b>0</b>	<b>22.2</b>	<b>19</b>	<b>20</b>	<b>15</b>	<b>1</b>	<b>5</b>	<b>19</b>	<b>22</b>	<b>10</b>	<b>0</b>

**POLO, JUAN**

**RHP**

**HT:** 6-1; **WT:** 182; **BATS:** Right; **THROWS:** Right  
**RESIDES:** Cartagena, Col.  
**SIGNED BY:** Rafael Miranda & Orlando Estevez  
**ACQUIRED:** Signed as a non-drafted free agent, Dec. 19, 2018

**BORN:** May 18, 2001 in Cartagena, Col.  
**OPENING DAY AGE:** 17

Year	Club	W-L	ERA	G	GS	CG	SHO	SV	IP	H	R	ER	HR	HB	BB	SO	WP	BK
(2019 will be his first year in professional baseball)																		

**PORTER, LOGAN**

**C**

**HT:** 6-0; **WT:** 200; **BATS:** Right; **THROWS:** Right  
**RESIDES:** Surprise, Ariz.  
**SIGNED BY:** Ken Munoz  
**ACQUIRED:** Signed as a non-drafted free agent, June 21, 2018

**BORN:** July 12, 1995 in Phoenix, Ariz.  
**OPENING DAY AGE:** 23

**CAREER NOTES:** **2014:** Graduated from Valley Vista High School (Ariz.), where he was a two-time First Team All-Region selection and hit .398 as a senior... **2015-16:** Attended Northwestern Oklahoma State, where he was named NOSU Freshman Athlete of the Year after batting .340... also named NOSU Sophomore Athlete of the Year after batting .321... **2017:** Transferred to Dixie State, where he was named one of 17 finalists for the Josh Willingham National MVP Award as a junior, after he hit .276 with a Pac West-leading 18 doubles, 10 HR with a Dixie State single-season record 72 RBI... reached safely in 51 of 54 games... **2018:** Voted to the Preseason All-Pac West and NCBWA All-West Region Second Teams... led Surprise in his professional debut with a .317 batting average (min. 100 at-bats)... hit safely in each of his first nine games, and recorded a career-high three hits in his 11th game.

Year	Club	AVG	G	AB	R	H	2B	3B	HR	RBI	SH	SF	HP	BB	SO	SB	CS	E
2018	NW Arkansas (AA)	.000	1	1	0	0	0	0	0	0	0	0	0	0	0	0	0	0
	Surprise (R)	.317	34	101	14	32	11	1	1	16	1	0	5	19	22	0	0	0
<b>Minor League Totals</b>		<b>.314</b>	<b>34</b>	<b>102</b>	<b>14</b>	<b>32</b>	<b>11</b>	<b>1</b>	<b>1</b>	<b>16</b>	<b>1</b>	<b>0</b>	<b>5</b>	<b>19</b>	<b>22</b>	<b>0</b>	<b>0</b>	<b>0</b>

**PRATTO, NICK**

**1B**

**HT:** 6-1; **WT:** 195; **BATS:** Left; **THROWS:** Left  
**RESIDES:** Huntington Beach, Calif.  
**SIGNED BY:** Rich Amaral

**BORN:** Oct. 6, 1998 in Huntington Beach, Calif.  
**OPENING DAY AGE:** 20

**ACQUIRED:** Selected in the first round (14th overall) of the 2017 First-Year Player Draft  
**CAREER NOTES:** **2011:** Had a walk-off single with the bases loaded as a 12 year old to defeat Japan 2-1 in the Little League World Series... **2015-16:** Won world championships in back-to-back summers with USA Baseball's 18U national team... **2017:** Graduated from Huntington Beach High School (Calif.), where he hit .318 with seven home runs as a senior and was rated as the Best High School Hitter in the Draft according to *Baseball America*... played for Team USA the previous two years... was committed to the University of Southern California before signing with Kansas City, becoming just the third high school first basemen selected in the top 15 since 2009... named Surprise Player of the Year in his professional debut, leading the team in RBI (34), matching the team lead in home runs (four), and ranking second in hits (49)... **2018:** Entered the season as the No. 1 prospect in the Royals' organization, according to *Baseball America*... named South Atlantic League midseason All-Star and Top Star of the All-Star Game... ranked among South Atlantic League leaders in: runs (2nd), doubles (tied for 2nd), hits (3rd), total bases (215, 3rd), games (4th), extra-base hits (49, 5th), and batting average (6th)... **2019:** Entered the season as the Royals' No. 5 prospect according to MLB.com.

Year	Club	AVG	G	AB	R	H	2B	3B	HR	RBI	SH	SF	HP	BB	SO	SB	CS	E
2017	Surprise (R)	.247	52	198	25	49	15	3	4	34	0	5	3	24	58	10	4	11
2018	Lexington (A)	.280	127	485	79	136	33	2	14	62	0	4	3	45	150	22	5	14
<b>Minor League Totals</b>		<b>.271</b>	<b>179</b>	<b>683</b>	<b>104</b>	<b>185</b>	<b>48</b>	<b>5</b>	<b>18</b>	<b>96</b>	<b>0</b>	<b>9</b>	<b>6</b>	<b>69</b>	<b>208</b>	<b>32</b>	<b>9</b>	<b>25</b>

**QUINTANA, GUILLERMO**

**C**

HT: 6-1; WT: 180; BATS: Right; THROWS: Right  
 RESIDES: Cartagena, Col.  
 SIGNED BY: Rafael Miranda & Orlando Estevez  
 ACQUIRED: Signed as a non-drafted free agent, July 14, 2017

BORN: March 16, 2001 in Cartagena, Col.  
 OPENING DAY AGE: 18

Year	Club	AVG	G	AB	R	H	2B	3B	HR	RBI	SH	SF	HP	BB	SO	SB	CS	E
2018	Dominican Royals 2	.333	1	6	0	2	0	0	0	1	0	0	0	0	1	0	0	0
	Dominican Royals 1	.274	56	175	15	48	2	0	0	18	0	3	3	19	35	5	3	9
<b>Minor League Totals</b>		<b>.276</b>	<b>57</b>	<b>181</b>	<b>15</b>	<b>50</b>	<b>2</b>	<b>0</b>	<b>0</b>	<b>19</b>	<b>0</b>	<b>3</b>	<b>3</b>	<b>19</b>	<b>36</b>	<b>5</b>	<b>3</b>	<b>9</b>

**RAMIREZ, JEAN**

**OF**

HT: 5-10; WT: 180; BATS: Left; THROWS: Left  
 RESIDES: Mao, D.R.  
 SIGNED BY: Fausto Morel  
 ACQUIRED: Signed as a non-drafted free agent, June 14, 2018

BORN: Oct. 25, 2000 in Mao, D.R.  
 OPENING DAY AGE: 18

Year	Club	AVG	G	AB	R	H	2B	3B	HR	RBI	SH	SF	HP	BB	SO	SB	CS	E
2018	Dominican Royals 1	.267	17	45	5	12	1	0	0	3	0	0	1	7	8	7	2	0

**RAMIREZ, JOSE**

**RHP**

HT: 6-2; WT: 225; BATS: Right; THROWS: Right  
 RESIDES: Monterrey, Mex.  
 SIGNED BY: Manuel Samaniego & Luis Ortiz  
 ACQUIRED: Signed as a non-drafted free agent, March 2, 2018

BORN: Jan. 10, 1998 in Monterrey, Mex.  
 OPENING DAY AGE: 21

Year	Club	W-L	ERA	G	GS	CG	SHO	SV	IP	H	R	ER	HR	HB	BB	SO	WP	BK
2018	Idaho Falls (R)	0-2	6.75	14	0	0	0	3	21.1	29	20	16	3	4	11	14	3	0

**RATLIFF, TAD**

**RHP**

HT: 6-1; WT: 230; BATS: Right; THROWS: Right  
 RESIDES: Taylorsville, N.C.  
 SIGNED BY: Matt Price  
 ACQUIRED: Signed as a non-drafted free agent, June 28, 2017

BORN: April 3, 1996 in Taylorsville, N.C.  
 OPENING DAY AGE: 22

CAREER NOTES: **2014:** Graduated from Alexander Central High School (N.C.)... **2015-17:** Attended Lenoir-Rhyne University (N.C.), where he posted a 3.35 ERA with 97 strikeouts and eight saves during his collegiate career... **2018:** Pitched to a 0.68 ERA (2 ER in 26.2 IP) and 211 opponents' average (20-for-95) with 29 strikeouts (9.78 K/9) and five walks (1.69 BB/9) over his last 17 regular season outings... recorded the save in all three wins in the South Atlantic League championship series.

Year	Club	W-L	ERA	G	GS	CG	SHO	SV	IP	H	R	ER	HR	HB	BB	SO	WP	BK
2017	Burlington (R)	0-0	11.25	2	0	0	0	0	4.0	6	5	5	1	0	0	9	0	0
2018	Lexington (A)	2-0	1.68	27	0	0	0	10	48.1	45	12	9	2	1	10	53	2	0
<b>Minor League Totals</b>		<b>2-0</b>	<b>2.41</b>	<b>29</b>	<b>0</b>	<b>0</b>	<b>0</b>	<b>10</b>	<b>52.1</b>	<b>51</b>	<b>17</b>	<b>14</b>	<b>3</b>	<b>1</b>	<b>10</b>	<b>62</b>	<b>2</b>	<b>0</b>

**REYES, JESUS**

**INF**

HT: 5-10; WT: 160; BATS: Right; THROWS: Right  
 RESIDES: Maturin, Ven.  
 SIGNED BY: Joelvis Gonzalez & Orlando Estevez  
 ACQUIRED: Signed as a non-drafted free agent, July 18, 2017

BORN: Sept. 14, 2000 in Maturin, Ven.  
 OPENING DAY AGE: 18

Year	Club	AVG	G	AB	R	H	2B	3B	HR	RBI	SH	SF	HP	BB	SO	SB	CS	E
2018	Dominican Royals 1	.091	7	11	0	1	0	0	0	1	0	1	0	1	4	0	1	1
	Dominican Royals 2	.222	42	126	15	28	5	0	0	12	1	2	1	16	37	7	6	9
<b>Minor League Totals</b>		<b>.212</b>	<b>49</b>	<b>137</b>	<b>15</b>	<b>29</b>	<b>5</b>	<b>0</b>	<b>0</b>	<b>13</b>	<b>1</b>	<b>3</b>	<b>1</b>	<b>17</b>	<b>41</b>	<b>7</b>	<b>7</b>	<b>10</b>

**REYNOSO, JEFFRY**

**RHP**

HT: 6-2; WT: 185; BATS: Right; THROWS: Right  
 RESIDES: Santo Domingo, D.R.  
 SIGNED BY: Ramon Pena  
 ACQUIRED: Signed as a non-drafted free agent, Dec. 10, 2018

BORN: Oct. 1, 2001 in Santo Domingo, D.R.  
 OPENING DAY AGE: 17

Year	Club	W-L	ERA	G	GS	CG	SHO	SV	IP	H	R	ER	HR	HB	BB	SO	WP	BK
(2019 will be his first year in professional baseball)																		

**REYNOSO, REYNIN**

**OF**

HT: 5-11; WT: 160; BATS: Left; THROWS: Left  
 RESIDES: San Cristobal, D.R.  
 SIGNED BY: Edis Perez  
 ACQUIRED: Signed as a non-drafted free agent, July 6, 2016

BORN: Nov. 25, 1999 in San Cristobal, D.R.  
 OPENING DAY AGE: 19

Year	Club	AVG	G	AB	R	H	2B	3B	HR	RBI	SH	SF	HP	BB	SO	SB	CS	E
2017	Dominican Royals	.224	49	161	20	36	4	2	1	11	2	0	5	24	42	5	11	3
2018	Dominican Royals 2	.243	22	74	10	18	3	2	0	7	1	0	1	6	12	1	3	3
	Dominican Royals 1	.257	25	74	10	19	5	0	1	5	0	0	0	7	13	3	1	2
<b>Minor League Totals</b>		<b>.236</b>	<b>96</b>	<b>309</b>	<b>40</b>	<b>73</b>	<b>12</b>	<b>4</b>	<b>2</b>	<b>23</b>	<b>4</b>	<b>0</b>	<b>6</b>	<b>37</b>	<b>67</b>	<b>9</b>	<b>15</b>	<b>8</b>

**RIVERA, EMMANUEL MIGUEL**

**INF**

**HT:** 6-2; **WT:** 195; **BATS:** Right; **THROWS:** Right  
**RESIDES:** Mayaguez, P.R.  
**SIGNED BY:** Johnny Ramos

**BORN:** June 29, 1996 in Mayaguez, P.R.  
**OPENING DAY AGE:** 22

**ACQUIRED:** Selected in the 19th round of the 2015 First-Year Player Draft  
**CAREER NOTES:** **2014:** Graduated from Eugenio Maria de Hostas (PR)... **2015:** Attended Universidad Interamericana... **2016:** Named Puerto Rican Winter League Rookie of the Year and All-Star, ranking first in the league in on-base percentage (.393), second in batting average (.330) and fifth in slugging percentage (.413)... **2017:** Named Lexington Player of the Year after leading the South Atlantic League in batting average (.310) and hits (144), and ranked fifth in on-base percentage (.364) and slugging percentage (.468)... set career highs with 27 doubles, 12 home runs and his team-leading 72 RBI, which were third most by a Royals minor leaguer... earned league postseason All-Star honors... **2018:** Ranked ninth in the Carolina league in batting.

Year	Club	AVG	G	AB	R	H	2B	3B	HR	RBI	SH	SF	HP	BB	SO	SB	CS	E
2015	Surprise (R)	.174	38	115	13	20	5	0	0	14	1	0	1	23	32	9	4	6
2016	Burlington (R)	.249	58	217	25	54	13	4	2	27	0	3	2	21	44	7	3	8
2017	Lexington (A)	.310	122	464	60	144	27	5	12	72	0	3	10	31	87	8	10	21
2018	Wilmington (A+)	.280	99	375	45	105	25	6	6	61	0	4	3	29	59	3	2	8
	Surprise (R)	.192	7	26	4	5	0	1	0	2	0	0	0	1	6	0	0	0
<b>Minor League Totals</b>		<b>.274</b>	<b>324</b>	<b>1197</b>	<b>147</b>	<b>328</b>	<b>70</b>	<b>16</b>	<b>20</b>	<b>176</b>	<b>1</b>	<b>10</b>	<b>16</b>	<b>105</b>	<b>228</b>	<b>27</b>	<b>19</b>	<b>43</b>

**RIVERO, SEBASTIAN**

**C**

See Major League Bios, Page 190

**RODRIGUEZ, DIOGENES**

**RHP**

**HT:** 6-1; **WT:** 178; **BATS:** Right; **THROWS:** Right  
**RESIDES:** Santiago de los Caballeros, D.R.  
**SIGNED BY:** Fausto Morel

**BORN:** Feb. 17, 1999 in Santiago de los Caballeros, D.R.  
**OPENING DAY AGE:** 20

**ACQUIRED:** Signed as a non-drafted free agent, July 5, 2016

Year	Club	W-L	ERA	G	GS	CG	SHO	SV	IP	H	R	ER	HR	HB	BB	SO	WP	BK
2017	Dominican Royals	0-3	4.78	12	2	0	0	0	26.1	18	16	14	0	5	13	12	4	1
2018	Dominican Royals 2	0-4	4.78	14	6	0	0	0	26.1	25	28	14	3	2	21	26	4	1
<b>Minor League Totals</b>		<b>0-7</b>	<b>4.78</b>	<b>26</b>	<b>8</b>	<b>0</b>	<b>0</b>	<b>0</b>	<b>52.2</b>	<b>43</b>	<b>44</b>	<b>28</b>	<b>3</b>	<b>7</b>	<b>34</b>	<b>38</b>	<b>8</b>	<b>2</b>

**RODRIGUEZ, ISMALDO**

**INF**

**HT:** 6-0; **WT:** 175; **BATS:** Switch; **THROWS:** Right  
**RESIDES:** Loma De Cabrera, D.R.  
**SIGNED BY:** Fausto Morel, Rene Francisco

**BORN:** July 3, 1998 in Dajabon, D.R.  
**OPENING DAY AGE:** 20

**ACQUIRED:** Signed as a non-drafted free agent, Nov. 28, 2014

Year	Club	AVG	G	AB	R	H	2B	3B	HR	RBI	SH	SF	HP	BB	SO	SB	CS	E
2015	Dominican Royals	.231	46	147	20	34	9	0	0	17	0	0	5	11	46	4	4	18
2016	Dominican Royals	.269	29	67	12	18	5	1	1	5	1	1	2	4	20	4	6	5
2017	Dominican Royals	.223	58	184	22	41	8	0	5	22	1	0	15	23	66	17	6	8
2018	Surprise (R)	.234	13	47	12	11	2	0	4	9	0	1	0	4	16	2	0	1
<b>Minor League Totals</b>		<b>.233</b>	<b>147</b>	<b>447</b>	<b>66</b>	<b>104</b>	<b>24</b>	<b>1</b>	<b>10</b>	<b>53</b>	<b>2</b>	<b>2</b>	<b>22</b>	<b>44</b>	<b>149</b>	<b>27</b>	<b>16</b>	<b>32</b>

**RODRIGUEZ, OMAR**

**C**

**HT:** 6-1; **WT:** 190; **BATS:** Right; **THROWS:** Right  
**RESIDES:** Valencia, Ven.  
**SIGNED BY:** Edis Perez

**BORN:** April 9, 2000 in Valencia, Ven.  
**OPENING DAY AGE:** 18

**ACQUIRED:** Signed as a non-drafted free agent, Aug. 10, 2017

Year	Club	AVG	G	AB	R	H	2B	3B	HR	RBI	SH	SF	HP	BB	SO	SB	CS	E
2018	Dominican Royals 1	.203	25	54	4	11	3	0	0	8	0	0	2	4	16	1	0	2
	Dominican Royals 2	.265	9	34	3	9	3	0	0	2	0	0	2	2	9	1	0	1
<b>Minor League Totals</b>		<b>.227</b>	<b>34</b>	<b>88</b>	<b>7</b>	<b>20</b>	<b>6</b>	<b>0</b>	<b>0</b>	<b>10</b>	<b>0</b>	<b>0</b>	<b>4</b>	<b>6</b>	<b>25</b>	<b>2</b>	<b>0</b>	<b>3</b>

**RODRIGUEZ, RODRIGO**

**C**

**HT:** 6-0; **WT:** 170; **BATS:** Switch; **THROWS:** Right  
**RESIDES:** Maracaibo, Ven.  
**SIGNED BY:** Richard Castro & Orlando Estevez

**BORN:** Sept. 25, 2000 in Maracaibo, Ven.  
**OPENING DAY AGE:** 18

**ACQUIRED:** Signed as a non-drafted free agent, July 18, 2017

Year	Club	AVG	G	AB	R	H	2B	3B	HR	RBI	SH	SF	HP	BB	SO	SB	CS	E
2018	Dominican Royals 2	.168	31	95	7	16	5	0	0	6	0	0	4	8	27	0	1	7

**ROHLMAN, REED**

**OF**

HT: 6-1; WT: 200; BATS: Left; THROWS: Left  
 RESIDES: Spartanburg, S.C.  
 SIGNED BY: Joel Matthews

BORN: Jan. 5, 1995 in Charlotte, N.C.  
 OPENING DAY AGE: 24

ACQUIRED: Selected in the 35th round of the 2017 First-Year Player Draft  
 CAREER NOTES: 2013: Graduated from James F. Byrnes High School (S.C.), where he lettered three times and was a member of the state runner-up team three times... 2014-17: Attended Clemson University, where he graduated last May with a degree in parks, recreation and tourism management... 2017: Earned Second-Team All-American honors and was named First-Team All-ACC as a senior, batting .361/.448/.542 (82-for-227) with 28 extra-base hits and 34 RBI in 62 games, including a 20-game hitting streak... 2018: Named Pioneer League midseason All-Star and MiLB.com Pioneer League Player of the Month in July, in which he hit .426/.508/.703 (43-for-101) with 17 extra-base hits and 37 RBI in 25 games.

Year	Club	AVG	G	AB	R	H	2B	3B	HR	RBI	SH	SF	HP	BB	SO	SB	CS	E
2017	Burlington (R)	.267	58	221	33	59	10	1	4	29	0	2	8	17	46	0	2	4
2018	Idaho Falls (R)	.286	67	262	59	75	23	3	6	56	0	1	4	38	57	3	1	3
<b>Minor League Totals</b>		<b>.277</b>	<b>125</b>	<b>483</b>	<b>92</b>	<b>134</b>	<b>33</b>	<b>4</b>	<b>10</b>	<b>85</b>	<b>0</b>	<b>3</b>	<b>12</b>	<b>55</b>	<b>103</b>	<b>3</b>	<b>5</b>	<b>7</b>

**ROMERO, RAFAEL**

**INF**

HT: 5-10; WT: 155; BATS: Switch; THROWS: Right  
 RESIDES: Cartagena, Col.  
 SIGNED BY: Rafael Miranda  
 ACQUIRED: Signed as a non-drafted free agent, July 3, 2015

BORN: Nov. 14, 1998 in Soplaviento, Col.  
 OPENING DAY AGE: 20

Year	Club	AVG	G	AB	R	H	2B	3B	HR	RBI	SH	SF	HP	BB	SO	SB	CS	E
2016	Dominican Royals	.208	35	96	5	20	1	0	0	8	1	3	0	9	15	1	2	7
2017	Dominican Royals	.203	28	79	7	16	2	0	0	1	0	0	3	8	14	2	1	3
	Surprise (R)	.200	16	50	8	10	2	0	0	9	1	2	1	5	15	0	0	4
2018	Burlington (R)	.233	36	120	12	28	4	0	0	14	1	0	0	12	28	1	2	7
	Idaho Falls (R)	.750	2	4	3	3	1	0	0	1	0	0	0	0	0	0	0	0
<b>Minor League Totals</b>		<b>.221</b>	<b>117</b>	<b>349</b>	<b>35</b>	<b>77</b>	<b>10</b>	<b>0</b>	<b>0</b>	<b>33</b>	<b>3</b>	<b>5</b>	<b>4</b>	<b>34</b>	<b>72</b>	<b>4</b>	<b>5</b>	<b>21</b>

**RUSSELL, ASHELEE BRENTON (ASHE)**

**RHP**

HT: 6-4; WT: 201; BATS: Right; THROWS: Right  
 RESIDES: Indianapolis, Ind.  
 SIGNED BY: Mike Farrell

BORN: 8-26-96 in Indianapolis, Ind.  
 OPENING DAY AGE: 22

ACQUIRED: Selected in the first round of the 2015 First-Year Player Draft (21st overall)  
 CAREER NOTES: 2015: Graduated from Cathedral Catholic High School (Ind.), where he went 5-1 with a 1.02 ERA and 67 strikeouts in 41 innings as a senior, earning Indiana's Gatorade Player of the Year honors for the second straight year... bypassed Texas A&M University to sign with Kansas City... 2017-18: Took a leave of absence... he is expected to return in 2019.

Year	Club	W-L	ERA	G	GS	CG	SHO	SV	IP	H	R	ER	HR	HB	BB	SO	WP	BK
2015	Burlington (R)	0-3	4.21	11	11	0	0	0	36.1	32	18	17	8	1	13	24	2	0
2016	Surprise (R)	0-1	9.00	2	2	0	0	0	2.0	1	2	2	0	2	2	1	2	0
2017									(Did Not Pitch)									
2018									(Did Not Pitch)									
<b>Minor League Totals</b>		<b>0-4</b>	<b>4.46</b>	<b>13</b>	<b>13</b>	<b>0</b>	<b>0</b>	<b>0</b>	<b>38.1</b>	<b>33</b>	<b>20</b>	<b>19</b>	<b>8</b>	<b>3</b>	<b>15</b>	<b>25</b>	<b>4</b>	<b>0</b>

**SALON, DIONMY**

**C**

HT: 6-2; WT: 190; BATS: Right; THROWS: Right  
 RESIDES: Barquisimeto, Ven.  
 SIGNED BY: Alberto Garcia, Joelvis Gonzalez & Orlando Estevez  
 ACQUIRED: Signed as a non-drafted free agent, July 10, 2018

BORN: Nov. 18, 2001 in Barquisimeto, Ven.  
 OPENING DAY AGE: 17

Year	Club	AVG	G	AB	R	H	2B	3B	HR	RBI	SH	SF	HP	BB	SO	SB	CS	E	
(2019 will be his first year in professional baseball)																			

**SANCHEZ, CARLOS**

**RHP**

HT: 6-0; WT: 175; BATS: Right; THROWS: Right  
 RESIDES: Moca, D.R.  
 SIGNED BY: Fausto Morel  
 ACQUIRED: Signed as a non-drafted free agent, July 20, 2016

BORN: June 20, 1999 in Moca, D.R.  
 OPENING DAY AGE: 19

Year	Club	W-L	ERA	G	GS	CG	SHO	SV	IP	H	R	ER	HR	HB	BB	SO	WP	BK
2017	Dominican Royals	1-1	3.34	13	2	0	0	0	29.2	20	16	11	1	4	13	19	7	0
2018	Dominican Royals 2	1-2	6.11	12	2	0	0	0	28.0	33	23	19	1	2	20	17	12	0
<b>Minor League Totals</b>		<b>2-3</b>	<b>4.68</b>	<b>25</b>	<b>4</b>	<b>0</b>	<b>0</b>	<b>0</b>	<b>57.2</b>	<b>53</b>	<b>39</b>	<b>30</b>	<b>2</b>	<b>6</b>	<b>33</b>	<b>36</b>	<b>19</b>	<b>0</b>



**SANCHEZ, JAVIER GUADALUPE**

**INF**

HT: 5-11; WT: 160; BATS: Right; THROWS: Right  
 RESIDES: Los Mochis, Mex.  
 SIGNED BY: Luis Ortiz  
 ACQUIRED: Signed as a non-drafted free agent, May 23, 2017

BORN: Oct. 27, 1999 in Los Mochis, Mex.  
 OPENING DAY AGE: 19

Year	Club	AVG	G	AB	R	H	2B	3B	HR	RBI	SH	SF	HP	BB	SO	SB	CS	E
2017	Dominican Royals	.146	30	89	5	13	4	0	0	6	1	1	2	6	19	3	3	5
2018	Dominican Royals 2	.234	56	184	20	43	10	0	0	16	3	1	2	22	39	3	4	20
<b>Minor League Totals</b>		<b>.205</b>	<b>86</b>	<b>273</b>	<b>25</b>	<b>56</b>	<b>14</b>	<b>0</b>	<b>0</b>	<b>22</b>	<b>4</b>	<b>2</b>	<b>4</b>	<b>28</b>	<b>58</b>	<b>6</b>	<b>7</b>	<b>25</b>

**SANTANA, OSIRIS**

**RHP**

HT: 5-11; WT: 165; BATS: Right; THROWS: Right  
 RESIDES: Azua, D.R.  
 SIGNED BY: Edis Perez  
 ACQUIRED: Signed as a non-drafted free agent, Nov. 12, 2018

BORN: Oct. 11, 2001 in Azua, D.R.  
 OPENING DAY AGE: 17

Year	Club	W-L	ERA	G	GS	CG	SHO	SV	IP	H	R	ER	HR	HB	BB	SO	WP	BK
(2019 will be his first year in professional baseball)																		

**SCHULTZ, COLBY**

**INF**

HT: 6-0; WT: 180; BATS: Left; THROWS: Right  
 RESIDES: Riverside, Calif.  
 SIGNED BY: Colin Gonzales  
 ACQUIRED: Signed as a non-drafted free agent, June 16, 2018

BORN: Dec. 13, 1994 in San Juan Capistrano, Calif.  
 OPENING DAY AGE: 24

CAREER NOTES: 2014: Graduated from San Juan Hills High School (Calif.)...2015: Attended Saddleback College, where he hit .315/.381/.466 and earned Second Team All-Orange Empire Conference honors...2016: Transferred to the University of California Riverside.

Year	Club	AVG	G	AB	R	H	2B	3B	HR	RBI	SH	SF	HP	BB	SO	SB	CS	E
2018	Burlington (R)	.244	39	127	13	31	3	2	0	22	3	1	3	16	29	3	2	6
	Surprise (R)	.333	1	3	0	1	0	0	0	2	1	0	0	0	1	0	0	0
<b>Minor League Totals</b>		<b>.246</b>	<b>40</b>	<b>130</b>	<b>13</b>	<b>32</b>	<b>3</b>	<b>2</b>	<b>0</b>	<b>24</b>	<b>4</b>	<b>1</b>	<b>3</b>	<b>16</b>	<b>29</b>	<b>4</b>	<b>2</b>	<b>6</b>

**SCHWINDEL, FRANK JOSEPH**

**C/1B**

See Major League Bios, Pages 191-192

**SEIJAS, ROTHAIKEG**

**OF**

HT: 5-11; WT: 170; BATS: Right; THROWS: Right  
 RESIDES: San Felipe, Ven.  
 SIGNED BY: Alberto Garcia & Joelvis Gonzalez  
 ACQUIRED: Signed as a non-drafted free agent, July 25, 2018

BORN: July 22, 2002 in San Felipe, Ven.  
 OPENING DAY AGE: 16

Year	Club	AVG	G	AB	R	H	2B	3B	HR	RBI	SH	SF	HP	BB	SO	SB	CS	E
(2019 will be his first year in professional baseball)																		

**SHELLER, WALKER CHRISTIAN**

**RHP**

HT: 6-3; WT: 195; BATS: Right; THROWS: Right  
 RESIDES: Ponte Vedra, Fla.  
 SIGNED BY: Jim Buckley  
 ACQUIRED: Selected in the ninth round of the 2016 First-Year Player Draft

BORN: May 21, 1995 in Abington, Pa.  
 OPENING DAY AGE: 23

CAREER NOTES: 2013: Graduated from Ponte Vedra High School (Fla.)...2014: Attended Lake Sumter State College...2016: Recorded 12 saves with a 1.38 ERA as a junior at Stetson University, striking out 44 in 45.2 innings...is the first player drafted by Kansas City out of Stetson since George Kauffman (1996), the grandson of the late Ewing Kauffman, the Royals' founder...2017: Recorded a 3.18 ERA (22 ER in 62.1 IP) and 66 strikeouts (9.5 K/9) in 35 appearances across three levels...held opponents scoreless in 14 of his last 17 outings...2018: Named Texas League midseason All-Star...made five appearances with Surprise in the Arizona Fall League.

Year	Club	W-L	ERA	G	GS	CG	SHO	SV	IP	H	R	ER	HR	HB	BB	SO	WP	BK
2016	Burlington (R)	0-0	2.95	17	0	0	0	6	21.1	13	10	7	0	1	15	18	5	0
2017	Lexington (A)	2-1	2.88	14	0	0	0	3	25.0	21	8	8	2	4	9	27	3	0
	Wilmington (A+)	4-1	4.02	18	0	0	0	0	31.1	30	16	14	2	3	14	34	12	0
	NW Arkansas (AA)	0-0	0.00	3	0	0	0	1	6.0	3	0	0	0	0	3	5	0	0
2018	NW Arkansas (AA)	3-2	3.53	35	0	0	0	1	51.0	49	23	20	5	7	14	27	5	0
	Wilmington (A+)	1-1	1.42	5	0	0	0	1	6.1	5	1	1	0	1	2	6	0	0
<b>Minor League Totals</b>		<b>10-5</b>	<b>3.19</b>	<b>92</b>	<b>0</b>	<b>0</b>	<b>0</b>	<b>12</b>	<b>141.0</b>	<b>121</b>	<b>58</b>	<b>50</b>	<b>9</b>	<b>16</b>	<b>57</b>	<b>117</b>	<b>25</b>	<b>0</b>

**SINGER, BRADY**

**RHP**

HT: 6-5; WT: 195; BATS: Right; THROWS: Right  
 RESIDES: Leesburg, Fla.  
 SIGNED BY: Jim Buckley

BORN: Aug. 4, 1996 in Eustis, Fla.  
 OPENING DAY AGE: 22

ACQUIRED: Selected in the first round (18th overall) of the 2018 First-Year Player Draft  
 CAREER NOTES: 2015: Graduated from Eustis High School (Fla.) and was selected by Toronto in the second round (56th overall), but did not sign... 2017: Named All-SEC Second Team, College World Series All-Tournament Team and SEC Academic Honor Roll... struck out 12 LSU batter in Game 1 of the College World Series Finals, the most strikeouts in a game since the event moved to best-of-three series in 2003... 2018: Went 12-3 with a 2.55 ERA (32 ER in 113 IP) and 114 strikeouts as a junior, recording 7.0 innings in 11 of 17 starts, including his first career shutout on May 4 at Texas A&M... named SEC Pitcher of the Year after leading the conference in wins and ERA... named Dick Howser Trophy recipient, an award given annually to the nation's top college baseball player... was one of four finalists for the Golden Spikes Award, joining: Casey Mize (1st overall pick), Kody Clemens (79th) and Andrew Vaughn... named *Baseball America* College Baseball Player of the Year, becoming the fourth player drafted by the Royals to earn the honor, joining: Wil Myers (2012), Alex Gordon (2006) and Tom Gordon (1988).

Year	Club	W-L	ERA	G	GS	CG	SHO	SV	IP	H	R	ER	HR	HB	BB	SO	WP	BK
(2019 will be his first year in professional baseball)																		

**SMITH, ISAIAH**

**OF**

HT: 6-3; WT: 190; BATS: Right; THROWS: Right  
 RESIDES: Battle Ground, Wash.  
 SIGNED BY: Joe Ross

BORN: June 19, 1999 in Battle Ground, Wash.  
 OPENING DAY AGE: 19

ACQUIRED: Selected in the 21st round of the 2017 First-Year Player Draft  
 CAREER NOTES: 2017: Graduated from Battle Ground High School (Wash.) and was committed to play at Washington State University before signing with Kansas City... named the No. 75 overall high school prospect in the Draft by *Baseball America*.

Year	Club	AVG	G	AB	R	H	2B	3B	HR	RBI	SH	SF	HP	BB	SO	SB	CS	E
2017	Surprise (R)	.148	37	135	17	20	5	1	2	14	1	1	3	7	39	4	0	5
2018	Surprise (R)	.160	9	25	4	4	0	1	1	3	0	0	0	3	5	2	1	0
<b>Minor League Totals</b>		<b>.150</b>	<b>46</b>	<b>160</b>	<b>21</b>	<b>24</b>	<b>5</b>	<b>2</b>	<b>3</b>	<b>17</b>	<b>1</b>	<b>1</b>	<b>3</b>	<b>10</b>	<b>44</b>	<b>6</b>	<b>1</b>	<b>5</b>

**SNIDER, COLLIN**

**RHP**

HT: 6-4; WT: 200; BATS: Right; THROWS: Right  
 RESIDES: Murfreesboro, Tenn.  
 SIGNED BY: Nick Hamilton

BORN: Oct. 10, 1995 in Murfreesboro, Tenn.  
 OPENING DAY AGE: 23

ACQUIRED: Selected in the 12th round of the 2017 First-Year Player Draft  
 CAREER NOTES: 2014: Graduated from Riverdale High School (Tenn.), where he lettered for four years in baseball... 2015-17: Attended Vanderbilt University, making 60 appearances (one start) in three years.

Year	Club	W-L	ERA	G	GS	CG	SHO	SV	IP	H	R	ER	HR	HB	BB	SO	WP	BK
2017	Burlington (R)	3-0	1.85	12	0	0	0	1	24.1	26	15	5	1	2	6	16	0	0
	Lexington (A)	0-0	6.75	5	0	0	0	1	9.1	14	8	7	3	1	0	6	0	0
2018	Lexington (A)	5-7	5.57	29	9	0	0	1	76.0	111	62	47	13	6	16	50	1	0
<b>Minor League Totals</b>		<b>8-7</b>	<b>4.84</b>	<b>46</b>	<b>9</b>	<b>0</b>	<b>0</b>	<b>3</b>	<b>109.2</b>	<b>151</b>	<b>85</b>	<b>59</b>	<b>17</b>	<b>9</b>	<b>22</b>	<b>72</b>	<b>1</b>	<b>0</b>

**SOSA, ONLIBER**

**RHP**

HT: 6-1; WT: 195; BATS: Right; THROWS: Right  
 RESIDES: San Pedro De Macoris, D.R.  
 SIGNED BY: Rafael Vasquez

BORN: Nov. 4, 1997 in Tenares, D.R.  
 OPENING DAY AGE: 21

ACQUIRED: Signed as a non-drafted free agent, Sept. 1, 2017

Year	Club	W-L	ERA	G	GS	CG	SHO	SV	IP	H	R	ER	HR	HB	BB	SO	WP	BK
2018																		
(Did Not Pitch)																		

**SOTILLET, ANDRES**

**RHP**

HT: 6-1; WT: 175; BATS: Right; THROWS: Right  
 RESIDES: Cumana, Ven.  
 SIGNED BY: Rafael Vasquez, Fabio Herrera

BORN: March 2, 1997 in Cumana, Ven.  
 OPENING DAY AGE: 22

ACQUIRED: Signed as a non-drafted free agent, 7-30-15  
 CAREER NOTES: 2016: Named Dominican Royals Pitcher of the Year and led Royals farmhands in ERA (min. 60.0 IP)... 2018: Won four consecutive starts with Lexington from May 21-June 8, in which he had a 1.40 ERA (4 ER in 25.2 IP)... recorded his second career shutout in a 5-0 win vs. Greensboro on July 7, his last start with Lexington, in which he allowed just seven hits and no walks with 10 strikeouts.

Year	Club	W-L	ERA	G	GS	CG	SHO	SV	IP	H	R	ER	HR	HB	BB	SO	WP	BK
2016	Dominican Royals	7-2	1.52	13	13	1	1	0	65.0	48	15	11	0	3	8	41	2	1
2017	Idaho Falls (R)	0-2	10.57	4	4	0	0	0	15.1	32	18	18	5	0	4	11	3	1
	Surprise (R)	3-0	2.28	5	4	0	0	0	27.2	27	7	7	1	0	6	26	3	0
	Burlington (R)	0-2	11.20	4	4	0	0	0	13.2	22	19	17	1	2	3	5	1	0
2018	Wilmington (A+)	2-6	5.40	10	10	1	0	0	51.2	70	32	31	5	2	21	35	3	0
	Lexington (A)	6-5	3.93	16	13	1	1	0	89.1	107	46	39	6	5	13	84	6	2
<b>Minor League Totals</b>		<b>18-17</b>	<b>4.21</b>	<b>52</b>	<b>48</b>	<b>3</b>	<b>2</b>	<b>0</b>	<b>262.2</b>	<b>306</b>	<b>137</b>	<b>123</b>	<b>18</b>	<b>12</b>	<b>55</b>	<b>192</b>	<b>18</b>	<b>4</b>

**SOTO, EDICKSON**

**OF**

**HT:** 5-11; **WT:** 165; **BATS:** Right; **THROWS:** Right  
**RESIDES:** Pureto Ordaz, Ven.  
**SIGNED BY:** Joelvis Gonzalez, Orlando Estevez  
**ACQUIRED:** Signed as a non-drafted free agent, July 21, 2016

**BORN:** Feb. 28, 2000 in Pureto Ordaz, Ven.  
**OPENING DAY AGE:** 19

Year	Club	AVG	G	AB	R	H	2B	3B	HR	RBI	SH	SF	HP	BB	SO	SB	CS	E
2017	Dominican Royals	.260	53	173	15	45	8	1	0	17	0	2	6	13	31	12	3	3
2018	Surprise (R)	.158	24	76	6	12	1	0	0	2	1	0	1	6	20	2	1	4
<b>Minor League Totals</b>		<b>.229</b>	<b>77</b>	<b>249</b>	<b>21</b>	<b>57</b>	<b>9</b>	<b>1</b>	<b>0</b>	<b>19</b>	<b>1</b>	<b>2</b>	<b>7</b>	<b>19</b>	<b>51</b>	<b>14</b>	<b>4</b>	<b>7</b>

**SPEIER, GABE**

**LHP**

**HT:** 5-11; **WT:** 175; **BATS:** Left; **THROWS:** Left  
**RESIDES:** Naples, Fla.  
**SIGNED BY:** Tom Battista (Red Sox)

**BORN:** April 12, 1995 in Santa Barbara, Calif.  
**OPENING DAY AGE:** 23

**ACQUIRED:** Traded from Arizona to Kansas City for RHP Luis Luciano, June 6, 2018  
**CAREER NOTES:** 2013: Graduated from Dos Pueblos High School (Calif.) and was selected by Boston in the 19th round of the First-Year Player Draft...2014: Traded from Boston to Detroit with OF Yoenis Cespedes and RHP Alex Wilson for RHP Rick Porcello, Dec. 11...2015: Traded from Detroit to Atlanta with LHP Ian Krol for OF Cameron Maybin, Nov. 20...traded from Atlanta to Arizona with RHP Shelby Miller for OF Ender Inciarte, RHP Aaron Blair and SS Dansby Swanson, Dec. 9... Kansas City is his fifth organization in six seasons.

Year	Club	W-L	ERA	G	GS	CG	SHO	SV	IP	H	R	ER	HR	HB	BB	SO	WP	BK
2013	GCL Red Sox (R)	0-0	2.25	3	2	0	0	0	4.0	5	1	0	0	0	1	6	0	0
2014	GCL Red Sox (R)	3-0	1.55	9	6	0	0	0	29.0	22	6	5	0	3	1	26	3	0
2015	West Michigan (A)	4-2	2.86	33	0	0	0	0	44.0	40	16	14	0	1	12	36	1	0
2016	Mobile (AA)	1-0	1.93	11	0	0	0	0	14.0	12	5	3	0	1	7	7	2	0
	Visalia (A+)	1-0	4.50	9	0	0	0	1	14.0	14	7	7	2	0	5	9	0	0
	Kane County (A)	1-2	2.22	17	0	0	0	2	28.1	24	11	7	1	4	7	31	1	0
	Arizona D-Backs (R)	1-0	0.00	2	0	0	0	0	2.0	0	0	0	0	0	1	2	0	0
2017	Jackson (AA)	2-6	4.30	36	4	0	0	2	69.0	81	47	33	4	2	31	50	2	1
2018	NW Arkansas (AA)	0-0	3.73	26	0	0	0	0	31.1	46	19	13	2	1	10	22	2	0
	Jackson (AA)	1-0	3.03	20	0	0	0	1	29.2	28	11	10	1	1	10	26	2	0
<b>Minor League Totals</b>		<b>14-10</b>	<b>3.15</b>	<b>166</b>	<b>12</b>	<b>0</b>	<b>0</b>	<b>6</b>	<b>265.1</b>	<b>272</b>	<b>123</b>	<b>93</b>	<b>10</b>	<b>13</b>	<b>85</b>	<b>215</b>	<b>13</b>	<b>1</b>

**STARLING, BUBBA**

**OF**

See Major League Bios, Pages 193-194

**STEELE, EVAN**

**LHP**

**HT:** 6-5; **WT:** 210; **BATS:** Right; **THROWS:** Left  
**RESIDES:** Marietta, Ga.  
**SIGNED BY:** Jim Buckley

**BORN:** Nov. 14, 1996 in Marietta, Ga.  
**OPENING DAY AGE:** 22

**ACQUIRED:** Selected in the second round of the 2017 First-Year Player Draft  
**CAREER NOTES:** 2015: Graduated from Marietta High School (Ga.), where he was named a preseason All-American by *Perfect Game* as a senior...2016: Attended Vanderbilt University...2017: Transferred to Chipola College (Fla.), where he went 5-0 with a 2.01 ERA (9 ER in 40.1 IP) and 58 strikeouts in 10 starts...earned two wins in the NJCAA Division I World Series and was named Most Outstanding Pitcher of the tournament...allowed just two earned runs with 13 strikeouts in his first four professional starts (6.0 IP), before surrendering three runs in his final start (2.0 IP).

Year	Club	W-L	ERA	G	GS	CG	SHO	SV	IP	H	R	ER	HR	HB	BB	SO	WP	BK
2017	Surprise (R)	0-2	5.63	5	5	0	0	0	8.0	11	8	5	2	2	2	16	0	0
2018																		

(Did Not Pitch)

**STOREN, DREW PATRICK**

**RHP**

See Major League Bios, Pages 195-196

**STRONG, HUNTER**

**OF**

**HT:** 6-1; **WT:** 200; **BATS:** Left; **THROWS:** Left  
**RESIDES:** Sheridan, Ark.  
**SIGNED BY:** Matt Price

**BORN:** March 25, 1997 in Sheridan, Ark.  
**OPENING DAY AGE:** 22

**ACQUIRED:** Selected in the 25th round of the 2018 First-Year Player Draft  
**CAREER NOTES:** 2015: Graduated from Sheridan High School (Ark.), where he was a three-time All-Conference winner and two-time All-State selection...2017: Earned First Team All-Southland Conference honors at the University of Central Arkansas, after batting .351 with a team-high 86 hits, one shy of the school record...2018: Hit .338/.424/.519 (78-for-231) as a junior with 45 RBI and more walks (26) than strikeouts (22)...earned Southland Conference Player of the Week on March 26, after going 8-for-15, including 4-for-5 and 3-for-6 in consecutive games...was one of three players from Central Arkansas selected by Kansas City in the 2018 Draft, joining Tyler Gray (7th round) and William Hancock (31st).

Year	Club	AVG	G	AB	R	H	2B	3B	HR	RBI	SH	SF	HP	BB	SO	SB	CS	E
2018	Idaho Falls (R)	.336	32	119	26	40	10	2	2	21	0	1	1	16	18	3	0	0
	Burlington (R)	.143	16	56	5	8	2	0	0	3	0	0	0	4	13	2	0	0
	Surprise (R)	.125	3	8	2	1	0	0	0	0	0	0	2	2	1	0	0	0
<b>Minor League Totals</b>		<b>.268</b>	<b>51</b>	<b>183</b>	<b>33</b>	<b>49</b>	<b>12</b>	<b>2</b>	<b>2</b>	<b>24</b>	<b>0</b>	<b>1</b>	<b>3</b>	<b>22</b>	<b>32</b>	<b>5</b>	<b>0</b>	<b>0</b>

**TERRERO, FRANCO**

**RHP**

HT: 6-0; WT: 180; BATS: Right; THROWS: Right  
 RESIDES: Las Matas de Farfan, D.R.  
 SIGNED BY: Edis Perez

BORN: May 20, 1995 in Las Matas de Farfan, D.R.  
 OPENING DAY AGE: 23

ACQUIRED: Signed as a non-drafted free agent, Jan. 16, 2014

Career Note: 2014: Tied for eighth in the Dominican Summer League in wins...2015: Ranked among Arizona League leaders in WHIP (1.04, tied for third), saves (tied for third) and ERA (10th)...2017: Recorded a career-best 2.59 ERA in 34 appearances for Wilmington and ranked fourth among Carolina League relievers with a .193 opponents' average (41-for-212).

Year	Club	W-L	ERA	G	GS	CG	SHO	SV	IP	H	R	ER	HR	HB	BB	SO	WP	BK
2014	Dominican Royals	7-5	4.01	16	4	0	0	1	51.2	53	29	23	1	1	9	36	8	0
2015	Surprise (R)	4-1	2.74	14	1	0	0	5	46.0	42	19	14	1	6	6	51	5	0
2016	Lexington (A)	2-2	4.82	38	0	0	0	2	80.1	87	53	43	7	6	32	54	13	1
2017	Wilmington (A+)	3-5	2.59	34	0	0	0	6	62.2	41	24	18	3	5	28	62	6	0
2018	NW Arkansas (AA)	3-6	5.37	44	0	0	0	4	63.2	74	49	38	11	3	39	62	9	1
<b>Minor League Totals</b>		<b>19-19</b>	<b>4.02</b>	<b>146</b>	<b>5</b>	<b>0</b>	<b>0</b>	<b>18</b>	<b>304.1</b>	<b>297</b>	<b>174</b>	<b>136</b>	<b>23</b>	<b>21</b>	<b>114</b>	<b>265</b>	<b>41</b>	<b>2</b>

**TILLO, DANIEL**

**LHP**

HT: 6-5; WT: 215; BATS: Left; THROWS: Left  
 RESIDES: McCook Lake, S.D.  
 SIGNED BY: Scott Melvin

BORN: June 13, 1996 in Sioux City, Iowa  
 OPENING DAY AGE: 22

ACQUIRED: Selected in the third round of the 2017 First-Year Player Draft

Career Notes: 2015: Graduated from Sioux City North High School (Iowa), where he went 22-2 in his career, including 6-0 with a 0.98 ERA as a senior...also threw for 49 touchdowns in three seasons as the school's starting quarterback, and was a three-time First-Team All-State player in basketball, earning Iowa Mr. Basketball honors as a senior...selected by Minnesota in the 39th round, but did not sign...2016: Attended the University of Kentucky, where he made nine relief appearances as a freshman...2017: Transferred to Iowa Western Community College, where he recorded 57 strikeouts in 44.0 innings (11.7 K/9) across nine outings (five starts).

Year	Club	W-L	ERA	G	GS	CG	SHO	SV	IP	H	R	ER	HR	HB	BB	SO	WP	BK
2017	Surprise (R)	0-0	9.53	3	2	0	0	0	5.2	8	6	6	0	1	0	7	0	0
	Burlington (R)	3-2	4.06	7	7	0	0	0	31.0	35	14	12	1	3	6	25	2	0
2018	Wilmington (A+)	3-5	4.94	19	19	0	0	0	93.0	99	54	51	3	9	51	69	8	0
	Lexington (A)	1-1	4.35	7	7	0	0	0	41.1	37	22	20	3	3	14	31	2	0
<b>Minor League Totals</b>		<b>7-8</b>	<b>4.68</b>	<b>36</b>	<b>35</b>	<b>0</b>	<b>0</b>	<b>0</b>	<b>171.0</b>	<b>179</b>	<b>96</b>	<b>89</b>	<b>7</b>	<b>16</b>	<b>71</b>	<b>132</b>	<b>12</b>	<b>0</b>

**TOUPS, COREY JAMES**

**INF**

HT: 5-10; WT: 170; BATS: Right; THROWS: Right  
 RESIDES: The Woodlands, Texas  
 SIGNED BY: Justin Lehr

BORN: Feb. 12, 1993 in The Woodlands, Texas  
 OPENING DAY AGE: 26

ACQUIRED: Selected in the 15th round of the 2014 First-Year Player Draft

Career Notes: 2011: Graduated from The Woodlands College Park High (Texas)...2012-14: Attended Sam Houston State, where he teamed with fellow Royals prospect Ryan O'Hearn...started all 62 games as a freshman...missed his sophomore season due to injury...batted .310 as a junior while leading the team in runs and tying for the team lead in doubles and stolen bases...2014: Earned Pioneer League postseason All-Star honors in his professional debut, leading the league with a .453 on-base percentage while ranking second in walks, tied for second in doubles, third in OPS (.960), tied for third in runs, sixth in batting average and ninth in slugging (.507)...2015: Led South Atlantic League in runs and ranked 10th in batting average...ranked tied for fourth among Royals' farmhands in stolen bases...2016: Named Northwest Arkansas Player of the Year, despite not making his Naturals debut until May 26...had a 23-game on-base streak (July 1-31), including a 12-game hitting streak...played in 15 games with the Surprise Saguaros of the Arizona Fall League.

Year	Club	AVG	G	AB	R	H	2B	3B	HR	RBI	SH	SF	HP	BB	SO	SB	CS	E
2014	Idaho Falls (R)	.335	57	203	49	68	20	3	3	32	2	4	4	43	38	7	0	16
2015	Lexington (A)	.291	102	388	75	113	27	5	7	44	2	4	6	44	82	31	5	18
2016	Wilmington (A+)	.252	41	155	21	39	10	5	2	11	0	0	2	22	35	6	1	7
	NW Arkansas (AA)	.275	86	338	61	93	25	2	10	38	6	4	10	36	96	16	3	6
2017	Omaha (AAA)	.232	88	289	46	67	12	4	6	28	0	3	6	34	90	9	2	10
	NW Arkansas (AA)	.286	25	98	14	28	7	0	2	10	0	1	1	7	35	4	1	5
2018	Omaha (AAA)	.184	15	49	10	9	3	0	1	4	0	0	2	6	17	1	0	0
	NW Arkansas (AA)	.249	61	185	24	46	6	1	4	21	2	1	1	24	67	10	3	13
<b>Minor League Totals</b>		<b>.272</b>	<b>475</b>	<b>1705</b>	<b>300</b>	<b>463</b>	<b>110</b>	<b>20</b>	<b>35</b>	<b>188</b>	<b>12</b>	<b>17</b>	<b>32</b>	<b>216</b>	<b>460</b>	<b>84</b>	<b>15</b>	<b>75</b>

**VALENZUELA, OSCAR**

**RHP**

HT: 5-11; WT: 171; BATS: Right; THROWS: Right  
 RESIDES: Altamira, Mex.  
 SIGNED BY: Manuel Samaniego & Luis Ortiz  
 ACQUIRED: Signed as a non-drafted free agent, April 24, 2018

BORN: March 2, 2001 in Tampico, Mex.  
 OPENING DAY AGE: 17

Year	Club	W-L	ERA	G	GS	CG	SHO	SV	IP	H	R	ER	HR	HB	BB	SO	WP	BK
2018	Dominican Royals 1	3-0	2.95	11	0	0	0	2	21.1	14	10	7	0	1	7	8	1	0



**VALDEZ, ENRIQUE**

**INF**

HT: 6-0; WT: 158; BATS: Left; THROWS: Right  
 RESIDES: San Pedro De Macoris, D.R.  
 SIGNED BY: Rafael Vasquez & Fabio Herrera

BORN: May 15, 2001 in San Pedro De Macoris, D.R.  
 OPENING DAY AGE: 17

ACQUIRED: Signed as a non-drafted free agent, July 6, 2017

CAREER NOTES: Named Dominican Royals 1 Player of the Year in his professional debut, batting .264 in 27 games, including 24 starts at shortstop...also hit .307 in 26 games with the Dominican Royals 2 team, and was named a Dominican League midseason All-Star.

Year	Club	AVG	G	AB	R	H	2B	3B	HR	RBI	SH	SF	HP	BB	SO	SB	CS	E
2018	Dominican Royals 2	.307	26	101	14	31	4	1	0	7	1	0	2	6	23	6	4	9
	Dominican Royals 1	.264	27	91	10	24	1	0	0	8	1	1	0	8	23	8	5	9
<b>Minor League Totals</b>		<b>.286</b>	<b>53</b>	<b>192</b>	<b>24</b>	<b>55</b>	<b>5</b>	<b>2</b>	<b>0</b>	<b>15</b>	<b>2</b>	<b>1</b>	<b>2</b>	<b>14</b>	<b>46</b>	<b>14</b>	<b>9</b>	<b>18</b>

**VALERIO, SAMUEL**

**RHP**

HT: 6-4; WT: 220; BATS: Right; THROWS: Right  
 RESIDES: Santo Domingo, D.R.  
 SIGNED BY: Edis Perez

BORN: Oct. 8, 2001 in Santo Domingo Centro, D.R.  
 OPENING DAY AGE: 17

ACQUIRED: Signed as a non-drafted free agent, July 6, 2018

Year	Club	W-L	ERA	G	GS	CG	SHO	SV	IP	H	R	ER	HR	HB	BB	SO	WP	BK
(2019 will be his first year in professional baseball)																		

**VALLOT, CHASE**

**C**

HT: 6-0; WT: 215; BATS: Right; THROWS: Right  
 RESIDES: Youngsville, La.  
 SIGNED BY: Travis Ezi

BORN: 8-21-96 in Lafayette, La.  
 OPENING DAY AGE: 22

ACQUIRED: Selected in Competitive Balance Round A of the 2014 First-Year Player Draft (40th overall)

CAREER NOTES: 2014: Graduated St. Thomas More High School (La.)...led his team to the Class 4A state championship and was named National Player of the Year by Louisville Slugger after batting .545 with 13 home runs and 62 RBI...named 2014 Gatorade Player of the Year in Louisiana along with All-American honors from Perfect Game and Under Armour, 2013...won the 2013 Rawlings Home Run Challenge at the Metrodome...bypassed an opportunity to attend Mississippi State University by signing with the Royals...rated 11th among Appalachian League prospects by *Baseball America*...2016: Hit a career-high 15 HR, including 13 with Lexington, and was named a South Atlantic League midseason All-Star...2018: Missed a month due to a left hamstring injury...named Pioneer League Player of the Week on July 22 while on a rehab stint with Idaho Falls, in which he hit .500/.542/.909 (11-for-22) with five extra-base hits and six RBI in five games.

Year	Club	AVG	G	AB	R	H	2B	3B	HR	RBI	SH	SF	HP	BB	SO	SB	CS	E
2014	Burlington (R)	.215	53	186	29	40	14	0	7	27	0	3	7	26	81	0	1	3
2015	Lexington (A)	.219	80	279	46	61	13	3	13	40	1	4	8	41	105	1	0	8
2016	Lexington (A)	.246	82	272	37	67	20	0	13	44	0	4	15	39	118	0	0	17
	Surprise (R)	.133	10	30	5	4	1	0	2	2	0	0	2	3	14	0	0	2
2017	Wilmington (A+)	.231	89	281	34	65	22	0	12	37	0	4	6	64	127	0	0	12
2018	Wilmington (A+)	.108	47	148	19	16	4	0	7	24	0	1	5	31	80	0	0	4
	Idaho Falls (R)	.262	37	145	23	38	15	0	7	28	0	0	9	14	71	0	0	1
<b>Minor League Totals</b>		<b>.217</b>	<b>398</b>	<b>1341</b>	<b>193</b>	<b>291</b>	<b>89</b>	<b>3</b>	<b>61</b>	<b>202</b>	<b>1</b>	<b>16</b>	<b>52</b>	<b>218</b>	<b>596</b>	<b>1</b>	<b>1</b>	<b>47</b>

**VAN BUREN, MALCOLM EMANUEL**

**RHP**

HT: 6-4; WT: 185; BATS: Right; THROWS: Right  
 RESIDES: Goose Creek, S.C.  
 SIGNED BY: Joel Matthews

BORN: July 5, 1998 in Charleston, S.C.  
 OPENING DAY AGE: 20

ACQUIRED: Selected in the 31st round of the 2016 First-Year Player Draft

CAREER NOTES: 2016: Graduated from Hanahan High School (S.C.), where he went 5-3 with a 1.92 ERA and 65 strikeouts in 47.1 innings (12.36 K/9) as a senior...bypassed North Carolina State to sign with Kansas City...was the youngest player selected by Kansas City in the 2016 Draft...underwent Tommy John Surgery shortly after the Draft.

Year	Club	W-L	ERA	G	GS	CG	SHO	SV	IP	H	R	ER	HR	HB	BB	SO	WP	BK
2017	Surprise (R)	0-3	7.12	12	11	0	0	0	30.1	36	31	24	3	6	19	25	9	0
2018	Burlington (R)	0-5	8.91	10	7	0	0	0	33.1	39	34	33	7	7	31	37	10	2
<b>Minor League Totals</b>		<b>0-8</b>	<b>8.06</b>	<b>22</b>	<b>18</b>	<b>0</b>	<b>0</b>	<b>0</b>	<b>63.2</b>	<b>75</b>	<b>65</b>	<b>57</b>	<b>10</b>	<b>13</b>	<b>50</b>	<b>62</b>	<b>19</b>	<b>2</b>

**VASQUEZ, JAVIER**

**RHP**

HT: 6-2; WT: 180; BATS: Right; THROWS: Right  
 RESIDES: Santo Domingo, D.R.  
 SIGNED BY: Rafael Vasquez

BORN: Jan. 6, 2000 in Santo Domingo, D.R.  
 OPENING DAY AGE: 19

ACQUIRED: Signed as a non-drafted free agent, April 5, 2018

Year	Club	W-L	ERA	G	GS	CG	SHO	SV	IP	H	R	ER	HR	HB	BB	SO	WP	BK
2018	Dominican Royals 1	0-0	4.76	6	0	0	0	0	11.1	9	6	6	0	1	8	10	3	0
	Dominican Royals 2	2-2	4.24	8	0	0	0	0	17.0	16	15	8	1	3	12	20	5	2
<b>Minor League Totals</b>		<b>2-2</b>	<b>4.45</b>	<b>14</b>	<b>0</b>	<b>0</b>	<b>0</b>	<b>0</b>	<b>28.1</b>	<b>25</b>	<b>21</b>	<b>14</b>	<b>1</b>	<b>4</b>	<b>20</b>	<b>30</b>	<b>8</b>	<b>2</b>

**VASQUEZ, RICHI**

**RHP**

HT: 6-1; WT: 155; BATS: Right; THROWS: Right  
 RESIDES: San Cristobal, D.R.  
 SIGNED BY: Edis Perez  
 ACQUIRED: Signed as a non-drafted free agent, July 7, 2017

BORN: Sept. 18, 2000 in Los Llanos, D.R.  
 OPENING DAY AGE: 18

Year	Club	W-L	ERA	G	GS	CG	SHO	SV	IP	H	R	ER	HR	HB	BB	SO	WP	BK
2018	Dominican Royals	2	0-3	8.78	12	5	0	0	26.2	32	28	26	2	8	25	23	2	1

**VICENTE, WARLING**

**OF**

HT: 5-10; WT: 165; BATS: Right; THROWS: Right  
 RESIDES: Monte Cristi, D.R.  
 SIGNED BY: Fausto Morel  
 ACQUIRED: Signed as a non-drafted free agent, July 5, 2016

BORN: June 8, 1999 in Santiago de los Caballeros, D.R.  
 OPENING DAY AGE: 19

Year	Club	AVG	G	AB	R	H	2B	3B	HR	RBI	SH	SF	HP	BB	SO	SB	CS	E
2017	Dominican Royals	.222	51	144	23	32	7	0	0	6	3	0	3	25	36	10	7	1
2018	Dominican Royals	.267	56	240	43	64	8	4	9	19	1	1	7	22	52	17	10	3
	Dominican Royals	.048	8	21	3	1	0	0	0	1	0	1	3	11	2	0	0	0
<b>Minor League Totals</b>		<b>.260</b>	<b>115</b>	<b>373</b>	<b>69</b>	<b>53</b>	<b>6</b>	<b>4</b>	<b>0</b>	<b>17</b>	<b>1</b>	<b>1</b>	<b>5</b>	<b>16</b>	<b>38</b>	<b>11</b>	<b>7</b>	<b>4</b>

**VIDAL, STEPHAN**

**C**

HT: 6-1; WT: 215; BATS: Right; THROWS: Right  
 RESIDES: Jackson, Miss.  
 SIGNED BY: Travis Ezi  
 ACQUIRED: Signed as a non-drafted free agent, June 16, 2018

BORN: April 4, 1996 in Willemstad, Curacao  
 OPENING DAY AGE: 22

CAREER NOTES: 2014-16: Attended North Central Missouri College...2017-18: Transferred to Jackson State, where he hit .335 (56-for-167) with 19 extra-base hits and 35 RBI in 49 games as a senior.

Year	Club	AVG	G	AB	R	H	2B	3B	HR	RBI	SH	SF	HP	BB	SO	SB	CS	E
2018	Surprise (R)	.286	13	42	5	12	1	0	0	2	0	0	2	4	12	0	1	1

**VILLAR, LUIS**

**LHP**

HT: 5-10; WT: 159; BATS: Left; THROWS: Left  
 RESIDES: Santo Domingo Este, D.R.  
 SIGNED BY: Edis Perez

BORN: Nov. 8, 2000 in Santo Domingo Este, D.R.  
 OPENING DAY AGE: 18

ACQUIRED: Signed as a non-drafted free agent, July 5, 2017

CAREER NOTES: 2018: Held opponents to one earned run or fewer in five of six starts, and five of his six relief outings were scoreless.

Year	Club	W-L	ERA	G	GS	CG	SHO	SV	IP	H	R	ER	HR	HB	BB	SO	WP	BK
2018	Dominican Royals	1	4-1	1.49	12	6	0	0	36.1	35	14	6	0	3	6	35	1	0

**VINES, JACE**

**RHP**

HT: 6-3; WT: 215; BATS: Right; THROWS: Right  
 RESIDES: McKinney, Texas  
 SIGNED BY: Justin Lehr

BORN: Sept. 4, 1994 in Dallas, Texas  
 OPENING DAY AGE: 24

ACQUIRED: Selected in the fourth round of the 2016 First-Year Player Draft

CAREER NOTES: 2013: Graduated from Prosper High School (Texas)...2014: Attended Tyler Junior College, where he went 10-1 with a 1.77 ERA to earn NJCAA Division III Pitcher of the Year and NJCAA All-America First-Team honors...2015-16: Transferred to Texas A&M University...2017: Named South Atlantic League midseason All-Star.

Year	Club	W-L	ERA	G	GS	CG	SHO	SV	IP	H	R	ER	HR	HB	BB	SO	WP	BK
2016	Surprise (R)	0-0	10.80	1	0	0	0	0	1.2	3	2	2	0	0	1	2	0	0
	Idaho Falls (R)	1-6	6.47	12	11	0	0	1	55.2	79	51	40	6	1	17	35	7	0
2017	Lexington (A)	9-5	3.42	19	14	0	0	3	100.0	96	45	38	6	6	23	63	5	0
	Wilmington (A+)	3-3	3.60	7	7	2	0	0	40.0	41	17	16	2	0	15	20	3	0
	Omaha (AAA)	0-0	3.00	1	1	0	0	0	6.0	6	2	2	0	0	3	0	0	0
2018	NW Arkansas (AA)	4-3	6.48	9	7	0	0	0	41.2	52	31	30	5	6	15	28	7	0
	Wilmington (A+)	2-8	5.04	18	17	1	0	1	94.2	122	62	53	5	3	28	59	7	0
<b>Minor League Totals</b>		<b>19-25</b>	<b>4.80</b>	<b>67</b>	<b>57</b>	<b>3</b>	<b>0</b>	<b>5</b>	<b>339.2</b>	<b>399</b>	<b>210</b>	<b>181</b>	<b>24</b>	<b>16</b>	<b>99</b>	<b>210</b>	<b>29</b>	<b>0</b>

**VITRIAGO, DANIEL**

**LHP**

HT: 5-10; WT: 155; BATS: Left; THROWS: Left  
 RESIDES: Valencia, Ven.  
 SIGNED BY: Orlando Estevez

BORN: Dec. 5, 2000 in Valencia, Ven.  
 OPENING DAY AGE: 18

ACQUIRED: Signed as a non-drafted free agent, July 18, 2017

Year	Club	W-L	ERA	G	GS	CG	SHO	SV	IP	H	R	ER	HR	HB	BB	SO	WP	BK	
2018	Dominican Royals	1	2-2	2.81	12	4	0	0	1	25.2	19	9	8	0	1	14	25	2	1

**VIZCAINO, VANCE**

**OF**

HT: 6-1; WT: 200; BATS: Left; THROWS: Right  
 RESIDES: Wake Forest, N.C.  
 SIGNED BY: Jim Buckley

BORN: Aug. 1, 1994 in Durham, N.C.  
 OPENING DAY AGE: 24

ACQUIRED: Selected in the 11th round of the 2016 First-Year Player Draft  
 CAREER NOTES: **2011:** Hit .394 as a junior to lead Wakefield High School (N.C.) to a 20-4 record and a conference championship...**2012:** Selected by the New York Mets in the 31st round of the First-Year Player Draft, but did not sign...**2013:** Attended the University of Tennessee...**2014:** Took a year off from baseball and attended Glendale Community College (Ariz.)...selected by Kansas City in the 29th round, but did not sign...**2015:** Attended Stetson University, where he finished eighth in the Atlantic Sun Conference with a .341 batting average...matched a school record with five stolen bases in one game...selected by Arizona in the 31st round, but did not sign...**2016:** Scored team-high 47 runs as a junior at Stetson and recorded 22 stolen bases in 25 attempts...is the son of Junior Vizcaino, former National Scouting Supervisor of the Royals, who played five seasons in Pittsburgh's organization (1987-91) after being drafted by Toronto in 1985.

Year	Club	AVG	G	AB	R	H	2B	3B	HR	RBI	SH	SF	HP	BB	SO	SB	CS	E
2016	Burlington (R)	.265	53	185	25	49	5	2	0	11	4	3	4	17	34	16	9	1
2017	Idaho Falls (R)	.287	22	87	17	25	5	2	2	16	0	1	1	7	20	10	3	3
	Lexington (A)	.315	42	149	22	47	9	0	0	14	2	2	0	17	36	11	8	0
2018	Wilmington (A+)	.241	73	241	31	58	9	2	1	28	3	2	2	17	62	2	2	4
	Lexington (A)	.192	16	52	7	10	2	1	1	6	0	0	1	8	10	1	2	0
<b>Minor League Totals</b>		<b>.265</b>	<b>206</b>	<b>714</b>	<b>102</b>	<b>189</b>	<b>30</b>	<b>7</b>	<b>4</b>	<b>75</b>	<b>9</b>	<b>8</b>	<b>8</b>	<b>66</b>	<b>162</b>	<b>40</b>	<b>25</b>	<b>8</b>

**WANG, CHIH**

**LHP**

HT: 6-1; WT: 230; BATS: Left; THROWS: Left  
 RESIDES: Taichung, Taiwan  
 ACQUIRED: Signed as a non-drafted free agent, July 31, 2017

BORN: Jan. 24, 1999 in Taichung, Taiwan  
 OPENING DAY AGE: 20

Year	Club	W-L	ERA	G	GS	CG	SHO	SV	IP	H	R	ER	HR	HB	BB	SO	WP	BK
2018	Surprise (R)	1-2	4.95	13	0	0	0	2	40.0	45	23	22	1	2	22	40	5	0

**WATSON, NOLAN MICHAEL**

**RHP**

HT: 6-2; WT: 195; BATS: Right; THROWS: Right  
 RESIDES: Indianapolis, Ind.  
 SIGNED BY: Mike Farrell

BORN: Jan. 25, 1997 in Indianapolis, Ind.  
 OPENING DAY AGE: 22

ACQUIRED: Selected in the first round of the 2015 First-Year Player Draft (33rd overall)  
 CAREER NOTES: **2015:** Graduated from Lawrence North High School (Ind.), where he went 6-1 with a 0.68 ERA and 81 strikeouts in 51.2 innings as a senior...**2018:** Recorded career highs in wins (10), innings (125.1) and strikeouts (93), and matched a career high with 24 starts...recorded his first two career shutouts: June 15, a 4-0 win at Rome, his last start with Lexington, in which he allowed just six hits and no walks with seven strikeouts in 9.0 innings...also had a 7.0-inning shutout in an 8-0 Wilmington win at Frederick on July 23, in which he allowed just two hits and one walk, with four strikeouts.

Year	Club	W-L	ERA	G	GS	CG	SHO	SV	IP	H	R	ER	HR	HB	BB	SO	WP	BK
2015	Burlington (R)	0-3	4.91	11	11	0	0	0	29.1	39	24	16	2	3	11	16	4	0
2016	Lexington (A)	3-11	7.57	24	24	0	0	0	96.1	125	95	81	19	10	44	60	10	5
2017	Lexington (A)	1-10	6.78	15	13	0	0	1	69.0	101	64	52	8	3	33	41	6	1
	Surprise (R)	0-1	25.07	4	2	0	0	0	4.2	15	13	13	0	0	4	2	3	0
	Burlington (R)	0-1	7.36	3	3	0	0	0	11.0	15	9	9	0	0	3	10	1	0
2018	Wilmington (A+)	6-4	4.60	11	11	1	1	0	58.2	65	33	30	5	4	26	30	3	0
	Lexington (A)	4-6	5.81	13	13	1	1	0	66.2	94	55	43	9	9	21	62	7	1
<b>Minor League Totals</b>		<b>14-36</b>	<b>6.54</b>	<b>81</b>	<b>77</b>	<b>2</b>	<b>2</b>	<b>1</b>	<b>335.2</b>	<b>454</b>	<b>293</b>	<b>244</b>	<b>43</b>	<b>29</b>	<b>142</b>	<b>222</b>	<b>34</b>	<b>7</b>

**WEBB, NATHAN MICHAEL**

**RHP**

HT: 6-2; WT: 215; BATS: Right; THROWS: Right  
 RESIDES: Lee's Summit, Mo.  
 SIGNED BY: Matt Price

BORN: Aug. 20, 1997 in Kansas City, Mo.  
 OPENING DAY AGE: 21

ACQUIRED: Selected in the 34th round of the 2016 First-Year Player Draft  
 CAREER NOTES: **2016:** Graduated from Lee's Summit North High School (Mo.)...was one of four players on his Lee's Summit North High School team who worked on the Kauffman Stadium grounds crew...bypassed the University of Central Missouri to sign with Kansas City...**2017:** Recorded his first career complete game (7.0 IP) in a 5-1 win at Kingsport on July 27.

Year	Club	W-L	ERA	G	GS	CG	SHO	SV	IP	H	R	ER	HR	HB	BB	SO	WP	BK
2016	Surprise (R)	1-1	5.06	12	0	0	0	0	16.0	14	9	9	0	2	12	16	4	0
2017	Burlington (R)	3-5	5.28	12	12	1	0	0	58.0	61	42	34	5	5	22	44	7	1
2018	Idaho Falls (R)	1-2	10.42	11	1	0	0	0	38.0	54	44	44	10	0	29	36	5	0
<b>Minor League Totals</b>		<b>5-8</b>	<b>6.99</b>	<b>35</b>	<b>13</b>	<b>1</b>	<b>0</b>	<b>0</b>	<b>112.0</b>	<b>129</b>	<b>95</b>	<b>87</b>	<b>15</b>	<b>7</b>	<b>63</b>	<b>96</b>	<b>16</b>	<b>1</b>

**WILLIS, MARLIN**

**LHP**

HT: 6-4; WT: 195; BATS: Left; THROWS: Left

BORN: June 5, 1998 in Powder Springs, Ga.

RESIDES: Decatur, Ga.

OPENING DAY AGE: 20

SIGNED BY: Nick Hamilton

ACQUIRED: Selected in the 18th round of the 2017 First-Year Player Draft

CAREER NOTES: 2017: Graduated from McEachern High School (Ga.)...named *Rawlings Perfect Game* Honorable Mention All-American as a senior...attended the Dream Series in Tempe, Ariz., a program designed to benefit minority high school players around the country...committed to Georgia State before signing with Kansas City.

Year	Club	W-L	ERA	G	GS	CG	SHO	SV	IP	H	R	ER	HR	HB	BB	SO	WP	BK
2017	Surprise (R)	1-1	3.80	8	3	0	0	0	21.1	22	12	9	0	1	5	13	7	1
2018	Burlington (R)	3-5	8.38	11	3	0	0	0	38.2	49	40	36	5	10	34	32	7	2
<b>Minor League Totals</b>		<b>4-6</b>	<b>6.75</b>	<b>19</b>	<b>6</b>	<b>0</b>	<b>0</b>	<b>0</b>	<b>60.0</b>	<b>71</b>	<b>52</b>	<b>45</b>	<b>5</b>	<b>11</b>	<b>39</b>	<b>45</b>	<b>14</b>	<b>3</b>

**YNOA, MICHAEL**

**RHP**

See Major League Bios, Pages 197-198

**YUKI, KAITO**

**RHP**

HT: 6-2; WT: 170; BATS: Right; THROWS: Right

BORN: May 12, 2002 in Tondabayashi, Japan

RESIDES: Osaka, Japan

OPENING DAY AGE: 16

SIGNED BY: Hiroyuki Oya & Phil Dale

ACQUIRED: Signed as a non-drafted free agent, July 7, 2018

CAREER NOTES: Signed with Kansas City after completing his junior high season, bypassing high school...at 16 years old, he's believed to be the youngest player from Japan to sign with a Major League team.

Year	Club	W-L	ERA	G	GS	CG	SHO	SV	IP	H	R	ER	HR	HB	BB	SO	WP	BK
(2019 will be his first year in professional baseball)																		

**ZERPA, ANGEL**

**LHP**

HT: 6-0; WT: 175; BATS: Left; THROWS: Left

BORN: Sept. 27, 1999 in Valle De La Pascua, Ven.

RESIDES: Anaco, Ven.

OPENING DAY AGE: 19

SIGNED BY: Richard Castro, Joelvis Gonzalez, Orlando Estevez

ACQUIRED: Signed as a non-drafted free agent, July 26, 2016

CAREER NOTES: 2017: Named a Dominican Summer League All-Star by *Baseball America*...five of his 12 starts were scoreless, including a 4-2 win on July 20 at Astros Blue, in which he allowed just five hits and no walks, with a career-high 10 strikeouts.

Year	Club	W-L	ERA	G	GS	CG	SHO	SV	IP	H	R	ER	HR	HB	BB	SO	WP	BK
2017	Dominican Royals	3-4	1.84	14	12	0	0	0	63.2	47	15	13	0	6	11	39	2	0
2018	Surprise (R)	3-6	3.88	11	7	0	0	0	48.2	52	30	21	5	1	12	34	2	1
<b>Minor League Totals</b>		<b>6-10</b>	<b>2.72</b>	<b>25</b>	<b>19</b>	<b>0</b>	<b>0</b>	<b>0</b>	<b>112.1</b>	<b>99</b>	<b>45</b>	<b>34</b>	<b>5</b>	<b>7</b>	<b>23</b>	<b>73</b>	<b>4</b>	<b>1</b>

**ZUBER, TYLER**

**RHP**

HT: 5-11; WT: 190; BATS: Right; THROWS: Right

BORN: June 16, 1995 in White Hall, Ark.

RESIDES: White Hall, Ark.

OPENING DAY AGE: 23

SIGNED BY: Matt Price

ACQUIRED: Selected in the sixth round of the 2017 First-Year Player Draft

CAREER NOTES: 2013: Graduated from White Hall High School (Ark.), where he led the Bulldogs to the 5A State Championship as a junior...2014-17: Attended Arkansas State University...his 258 strikeouts rank second in school history and his 89 appearances rank third...2017: Led the team with a 2.06 ERA and 80 strikeouts in just 52.1 innings (13.8 K/9)...became the highest drafted player from Arkansas State when the Royals selected him in the sixth round...2018: Led Royals farmhands with a career-high 18 saves.

Year	Club	W-L	ERA	G	GS	CG	SHO	SV	IP	H	R	ER	HR	HB	BB	SO	WP	BK
2017	Burlington (R)	1-0	2.16	16	0	0	0	6	25.0	26	12	6	0	1	7	38	4	0
	Lexington (R)	0-0	19.29	3	0	0	0	0	2.1	8	5	5	0	0	3	1	0	1
2018	Wilmington (A+)	1-4	4.91	20	0	0	0	9	22.0	22	17	12	1	1	9	22	0	0
	Lexington (R)	2-2	3.10	23	0	0	0	9	29.0	26	11	10	4	1	4	48	0	0
<b>Minor League Totals</b>		<b>4-6</b>	<b>3.79</b>	<b>62</b>	<b>0</b>	<b>0</b>	<b>0</b>	<b>24</b>	<b>78.1</b>	<b>82</b>	<b>45</b>	<b>33</b>	<b>5</b>	<b>3</b>	<b>23</b>	<b>109</b>	<b>4</b>	<b>0</b>





## NATIONAL BASEBALL HALL OF FAME AND MUSEUM

25 Main Street, Cooperstown, New York 13326

Phone: (607) 547-7200

Public Relations: (607) 547-0215

E-mail address: [info@baseballhall.org](mailto:info@baseballhall.org)

Website: [baseballhall.org](http://baseballhall.org)

Summer Hours: Memorial Day Weekend - Labor Day Weekend: 9 a.m. to 9 p.m.

Regular Hours: 9 a.m. to 5 p.m.

Holiday Closings: Thanksgiving Day, Christmas Day, and New Year's Day.

**DIRECTORY:** Jane Forbes Clark (Chairman), Joe Morgan (Vice Chairman), Jeff Idelson (President), Jeff Jones (Senior Vice President of Finance and Administration), Sean Gahagan (Vice President, Retail Merchandising & Licensing), Erik Strohl (Vice President, Exhibitions and Collections), Ken Meifert (Vice President, Sponsorship & Development)

**RESEARCH AND LIBRARY CONTACTS:** Jim Gates (Librarian)

**PR CONTACTS:** Jon Shestakofsky (Vice President, Communications & Education) and Craig Muder (Communications Director)

### HALL OF FAME WEEKEND 2019: July 19-22

**Class of 2019:** Harold Baines, Roy Halladay, Edgar Martinez, Mike Mussina, Mariano Rivera and Lee Smith

**Awards:** Sat. July 20, 4:30 p.m. ET    **Induction:** Sun. July 21, 1:30 p.m. ET, Clark Sports Center

### ROYALS IN THE HALL OF FAME

A total of eight former players, executives and managers in the National Baseball Hall of Fame spent at least some of their professional careers with the Kansas City Royals, including 2017 electee John Schuerholz, who served as Royals' general manager during the 1985 World Series-winning season. Along with Schuerholz are George Brett (1973-1993), Orlando Cepeda (1974), Joe Gordon (1969), Whitey Herzog (1975-79), Harmon Killebrew (1975), Bob Lemon (1970-1972) and Gaylord Perry (1983). To learn more about Kansas City Royals in the Hall of Fame, visit the "Hall of Famers" team pages at [www.baseballhall.org](http://www.baseballhall.org).

### 2015 KANSAS CITY ROYALS WORLD SERIES CHAMPION ARTIFACTS IN THE HALL OF FAME

- Jersey worn by Royals first baseman Eric Hosmer in Game 5, which featured his daring dash home with the tying run in the ninth inning.
- Glove used by Royals catcher and World Series MVP Salvador Perez throughout the Series.
- Spikes worn throughout the Series by Royals center fielder Lorenzo Cain.
- Road cap worn by Royals closer Wade Davis, who struck out eight batters in four innings of work and notched the Series' only save.
- Bat used by Royals third baseman Mike Moustakas, who hit .304 in the Series.
- Bat used by Royals shortstop Alcides Escobar, who scored four runs in the Series.



**Jersey worn by Eric Hosmer in Game 5 of the 2015 World Series.**

### OTHER NOTABLE ROYALS ARTIFACTS IN COOPERSTOWN

- Bat used by Eric Hosmer when he was named MVP of 2016 All-Star Game.
- Jersey worn by manager Ned Yost during the 2014 ALCS when he became first manager to win his first eight postseason games.
- Cap worn by Yordano Ventura during Game 6 of the 2014 World Series.
- Jersey worn by Joakim Soria on April 25, 2010 when he recorded his 94th big league save, setting a major league record for pitchers born in Mexico.
- Jersey worn by Zack Greinke during his final victory on Sept. 27 during his 2009 Cy Young winning season.
- Cap worn by Billy Butler during the Sept. 26, 2009 game in which he became the eighth player to hit 50 doubles in a season at 23 or younger.
- Ball from Zack Greinke's major league season-high 15 strikeout game on Aug. 25, 2009
- Bat used by Hall of Famer George Brett at the end of the 1990 season, becoming the first player to win batting titles in three different decades.
- Bat from the famous pine-tar incident on July 24, 1983 when Hall of Famer George Brett hit a ninth inning go-ahead home run off Hall of Famer Goose Gosage only to be called out, setting off a bench-clearing incident.

### A LOOK AHEAD TO 2020

Ballots for the 2020 Hall of Fame/BBWAA election will be distributed following the 2019 season with results from the voting scheduled to be announced in January 2020. A partial list of first-year candidates for election includes: Derek Jeter, Paul Konerko, Cliff Lee and Alfonso Soriano. Historical information on past BBWAA elections and the election process can be accessed at [www.baseballhall.org](http://www.baseballhall.org) or by contacting the Hall of Fame Communications department.

### CONNECT TO COOPERSTOWN

- For up-to-the-minute news from Cooperstown, visit at [www.baseballhall.org](http://www.baseballhall.org). Stay up-to-date on all the activity at the Hall of Fame's official site and through social networking on Facebook, Instagram, Twitter and YouTube.
- If you would like to receive interesting stories and timely news items direct from the Hall of Fame and get the inside track on the latest happenings in Cooperstown, sign up for *Inside Pitch*. There's no cost to receive our weekly electronic newsletter in your e-mail box at home or work and it's easy to enroll: Just log on to [www.baseballhall.org/media/museum-facts](http://www.baseballhall.org/media/museum-facts).
- If you have an interest in receiving *Around The Horn*, the Hall's monthly media newsletter, please send an e-mail to [info@baseballhall.org](mailto:info@baseballhall.org). Be sure to include your name, name of organization and e-mail address. Or visit [www.baseballhall.org/media-info](http://www.baseballhall.org/media-info).

### RESEARCH ASSISTANCE

The Hall of Fame is pleased to provide assistance in baseball research and members of the media are encouraged to utilize this valuable baseball resource whenever necessary by calling the Public Relations department at (607) 547-0215, or the Library Reference desk at (607) 547-0330.



# MEDIA AND MISCELLANEOUS



ALWAYS  
ROYAL

1969

ALWAYS

ALWAYS  
ROYAL



THE SHIRAZ FIREWORKS

THE SHIRAZ FIREWORKS



**MIKE CUMMINGS**

ASSISTANT DIRECTOR-MEDIA RELATIONS

Mike Cummings is in his seventh season with the Royals after joining the media relations staff on April 26, 2013. He oversees the day-to-day media relations efforts of the club, producing the daily game notes, press releases and serves as the editor of team publications. In 2017, he served as a contributing editor/writer for the book, *Kansas City Royals 50 Years: A Golden History*.

He was previously an Assistant Director of Media Relations at the University of Kansas, from 2006-13. While at KU, he was the primary baseball contact and also worked with the Jayhawks' football and soccer programs. He began his career as an intern in the sports information office at Virginia Tech for the 2005-06 athletic season.

He received his Bachelor of Arts degree in communications from the University of North Dakota in 2004, after working in the media relations office for five years as a student/graduate assistant. A native of Fargo, N.D., Cummings resides in Lenexa, Kan.



**DINA BLEVINS**

DIRECTOR-ALUMNI RELATIONS

Dina Blevins is in her 15th season with the Royals and first as Director-Alumni Relations. She joined the Royals as a marketing intern in 2005, working with game day activities. She was named Coordinator-Media Services in 2006, while she was promoted to Manager-Media Relations & Alumni in 2016. Blevins is in charge of the Royals Alumni and Alumni Fantasy Camp, and also handles daily media relations efforts, including the main point person on media credentialing.

In 2018, Blevins traveled with a group of Royals alumni to the Middle East to visit American troops serving overseas as part of Fox Sports Kansas City's "This One's For You" broadcasts.

She graduated from St. Teresa's Academy in Kansas City, Mo., and received a Bachelor of Science degree in marketing from Pittsburg State University in 2004. While at Pitt State, she was a captain of the women's volleyball team all four years and was named an All-American in 2003. She was elected to the school's Athletic Hall of Fame in 2013 as the first volleyball player in school history.

Blevins, a native of Blue Springs, Mo., currently resides in Kansas City, Mo., with her daughters, Remi and Marley Mae. She is the daughter of former Royals' player and manager and current Assistant to Player Development, John Wathan. She has two older brothers, Dusty and Derek. Dusty played briefly with the Royals in 2002 and is the third base coach for the Philadelphia Phillies. Derek also played professional baseball, including in the Royals' organization in 2007.



**NICK KAPPEL**

COORDINATOR-COMMUNICATIONS & BROADCASTING

Nick Kappel is in his fourth season with the Royals after being named the Coordinator of Communications and Broadcasting on Jan. 5, 2016. In his role, Kappel assists with game notes, press releases, Royals publications and MLB broadcasting correspondence. Following the 2016 season, he helped launch the Royal Rundown blog, serving as the primary editor, while in 2017, he served as a contributing editor/writer for the book, *Kansas City Royals 50 Years: A Golden History*.

Kappel was a Communications Intern with the Tampa Bay Rays in 2015, and filled a similar role with the Miami Marlins during the 2014 season. Prior to his time with the Marlins, he served as a press box assistant with the Jupiter Hammerheads in the Florida State League, held an internship with Perfect Game USA and served as a Minor League stringer for Baseball Info Solutions.

He graduated from the University of Iowa in 2012 with a Bachelor of Arts degree in journalism. He also attended Iowa State University and spent a semester at Kirkwood Community College in Iowa City. A native of Waterloo, Iowa, Kappel resides in Kansas City, Mo., with his fiancé, Caitlin.

**MEDIA RELATIONS DIRECTORY**

Royals Switchboard ..... 816-921-8000  
**Mike Swanson**  
 Email: ..... mike.swanson@royals.com  
 Work: ..... 816-504-4713  
**Mike Cummings**  
 Email: ..... mike.cummings@royals.com  
 Work: ..... 816-504-4368

**Dina Blevins**  
 Email: ..... dina.blevins@royals.com  
 Work: ..... 816-504-4369  
**Nick Kappel**  
 Email: ..... nick.kappel@royals.com  
 Work: ..... 816-504-4362

Press Box: ..... 816-504-4391 or 4392  
 Website: ..... royals.com  
 Facebook: ..... facebook.com/Royals  
 Twitter: ..... twitter.com/Royals

**Mailing Address**  
 One Royal Way • Kansas City, MO 64129



**Contact** the Royals Media Relations Department for any information and questions (interviews, photos, statistical or credential requests, news releases, etc.). It is our privilege to be of assistance to our local, national and international media.

**Credentials** honored at Kauffman Stadium include: valid Royals credentials, Baseball Writers Association of America and Major League Baseball working credentials. **Pursuant to new Major League Baseball guidelines, all credentials issued by the Royals must include a laminated picture for identification.**

**Daily credentials** will be issued to media members who do not qualify for season credentials. Media who qualify for daily credentials include: freelance writers on a specific assignment for a publication, representatives of weekly and monthly publications working on special coverage, and additional radio and television representatives when the need arises (i.e. live shots, etc.). Stand-alone websites will not be credentialed. **Again, pursuant to new Major League Baseball guidelines, all credentials issued by the Royals, including dailies, must include a laminated picture for identification.**

**To request daily credentials** please visit the MLB credentialing website, [credentials.mlb.com](http://credentials.mlb.com). Should you have any questions, contact Dina Blevins, Manager-Media Relations & Alumni, at [dina.blevins@royals.com](mailto:dina.blevins@royals.com) or (816) 504-4369. Credential requests must be made at least **TWO DAYS IN ADVANCE** of the requested date. Late requests will not be honored. For Saturday, Sunday or Monday credentials, please request by noon on Friday. Credential requests will be answered as time permits.

**To pick up credentials**, please report on game day to Gate C behind home plate of Kauffman Stadium. Daily or season credentials will be issued only to working members of the media. Credentials must be displayed at all times while at Kauffman Stadium.

**Media must enter Kauffman Stadium through Gate C or Gate D.**

**Parking credentials** can be requested and will be filled when available. Parking, when granted, must be mailed or picked up prior to game day. **Media will be required to enter through Gates 3 or 4 in order to redeem parking credentials.** Media parking will be in the back rows of Lot B. Active BBWAA cards and Royals season credentials also serve as parking passes.

**Media Tickets**, on a limited basis, are available for sports and news personnel and must be requested at least **THREE DAYS** in advance. **Late requests will not be honored.** Requests for media tickets should only be made for a current homestand or the next homestand and directed to Dina Blevins, Manager-Media Relations & Alumni ([dina.blevins@royals.com](mailto:dina.blevins@royals.com)), and may be picked up the day of the game at the Will Call window on the south side of Kauffman Stadium. The window opens 1 1/2 hours prior to the game. The Royals Media Relations Department is located on Level 5, the ground level is Level 3 and access to the clubhouses and field is on Level 1.

**ROYALS ON SOCIAL MEDIA**

The Kansas City Royals are extremely active in all facets of social media. Fans can follow the official club accounts on:

- Facebook: /Royals
- Instagram: @KCRoyals
- Snapchat: 'Royals'
- Twitter: @Royals

Fans can also follow accounts below for supplemental information on all things Royals:

- @RoyalRoundup - Royals blog for news and stats
- @Swanee54 - Mike Swanson, VP of Communications
- @LadyDuke12 - Dina Blevins, Director-Alumni Relations
- @NickKappel - Coordinator of Communications & Broadcasting

The **Royals Autograph Policy** states that credentialed members of the media are PROHIBITED from requesting autographs, equipment or photos from players AT ALL TIMES. Any violation of these guidelines will result in immediate revocation of the credential and could bar future use.

The **Writing Press Box** is located on Level 6 at Kauffman Stadium. Space is available for members of the working media ON ASSIGNMENT ONLY. Seats in the lower level will be assigned to members of the Kansas City BBWAA and other visiting BBWAA members. Other media will be assigned to row two.

The **Broadcast Press Box** is located on Level 4 at Kauffman Stadium. Radio and television broadcasts will initiate from this level.

**Wireless Internet Access** is available in the main press box free of charge. Please contact a Royals Media Relations member if you are having trouble connecting. In addition, some high-speed lines are provided.

The **Press Dining Room** is located behind the writing press box on Level 6 for a pregame meal (\$10.00 charge) and refreshments. It is open for the media with appropriate credentials approximately two hours prior to the game. Complete **NOTES, STATISTICAL INFORMATION and LINEUPS** are available approximately three hours prior to the game toward the back of the writing press box and in the hallway of the broadcast press level.

**Interview** periods are arranged prior to and following Royals games through the Royals Communications Department.



**Pregame:** The manager, coaches and players are generally accessible before batting practice on the field and in the clubhouse. Players are not available during stretching and batting practice, and pregame interviews should not interfere with the players' specific game preparations. **Manager Ned Yost** is available to the media before games in the Royals' dugout, usually around 4:30 p.m. prior to 7:15 p.m. games. He may also be available before the clubhouse opens upon special request through the Media Relations Department. We request that reporters and broadcasters leave the field and dugout area at the conclusion of batting practice and that photographers report to their assigned photo positions.

**Manager Postgame:** The Royals will conduct a postgame interview with the manager in the interview room on Level One immediately following each Royals home game. This is the only area where the media may interview the manager postgame. There will be no postgame interviews allowed in the manager's office. Postgame interviews with all personnel should be related to the game and not of the feature variety.

**Photographers** will be assigned to photo bays on the field at either end of each dugout or the bay located in the main press box. Photographers in the dugout field boxes should leave between innings only. Photos are allowed during batting practice, but photographers should remain in foul territory in the area behind the first and third base bags on the dirt warning track. Photographers should assume their assigned positions at the conclusion of batting practice. Wireless Internet is available.

The **Royals Clubhouse** will be open to media who possess clubhouse credentials approximately 3 1/2 hours prior to game time. Exact clubhouse times will be posted daily on the monitors located in the elevator lobbies on Level 4 and Level 6. The clubhouse will be closed for the remainder of pre-game when the Royals are on the field for batting practice. **Members of the media must have a specific reason for clubhouse access to gain admittance and are asked not to loiter.** For postgame interviews, the clubhouse will open approximately 10 minutes following the game. The Royals' clubhouse will be closed between games of a doubleheader. There will be occasions when the Royals may request the clubhouse be cleared for team meetings and we ask your cooperation at these times. The players' lounge, training room, coaches' office adjacent to manager's office and conditioning areas are closed to everyone except players, coaches and Royals' officials. The dugout is off limits in accordance with American League rules during the game to everyone except the manager, coaches, players and certain club officials. Still photographers are not permitted in the clubhouse. Television cameras are only permitted to shoot player interviews.

**KANSAS CITY BBWAA MEMBERS**

**2019 ACTIVE MEMBERS (17)**

- JEFF PASSAN, ESPN.COM, CHAIRMAN
- Craig Brown, Baseball Prospectus (2019)
- Dave Brown, At Large (2014)
- Rustin Dodd, The Athletic (2014)
- Chris Fickett, Kansas City Star (2015)
- Jeffrey Flanagan, MLB.com (2016)
- Pete Grathoff, Kansas City Star (2013)
- Vahe Gregorian, Kansas City Star (2014)
- Blair Kerkhoff, Kansas City Star (2014)
- Sam McDowell, Kansas City Star (2019)
- Sam Mellinger, Kansas City Star (2007)
- Mike Osegueda, Yahoo.com (2018)
- Joe Posnanski, MLB.com (1994)
- Jeff Rosen, Kansas City Star (2011)
- Dave Skretta, Associated Press (2011)
- Lynn Worthy, Kansas City Star (2019)
- Jeff Zimmerman, FanGraphs (2016)

**HONORARY LIFETIME MEMBERSHIP (9)**

- Bill Althaus, Independence Examiner
- Sid Bordman, Kansas City Star
- Alan Eskew, Topeka Capital-Journal
- Mike Fannin, Kansas City Star
- Alan Hoskins, Kansas City Kansas
- Holly Lawton, Kansas City Star
- Dick Kaegel, Kansas City Star
- Rick Plumlee, Wichita Eagle
- Doug Tucker, Associated Press

**Live Transmissions** are permitted by non-rightsholders from Kauffman Stadium prior to and after every game telecast. Live television reports by non-rightsholders are prohibited while the rightsholder is on the air or if the game is in progress. Radio stations and assigned correspondents for out-of-town reports are allowed to give inning or half-inning score updates. Per Major League Baseball regulations, at no time can these correspondents file reports once play has resumed. Any violation of these policies will result in immediate revocation of credentials.

The use of **Cellular Phones**, including text messaging, tweeting and use of email, is prohibited in both clubhouses. The only time a radio correspondent can use a cellular phone for an interview would be in either dugout after receiving advance permission from the player and/or staff member. Any other telephone interviews must be arranged through the Royals Media Relations Department.

**MLB dress guidelines** were created prior to the 2012 season. The media is expected to comply with these policies. Please see the posted policy in the press box on Level 6 at Kauffman Stadium or request a copy through the Royals Media Relations Department.

**ROYALS PRE-GAME SCHEDULE**

	<b>7:15 Games</b>	<b>6:15 Games</b>	<b>3:15 Games</b>	<b>1:15 Games</b>	<b>12:15 Games</b>
Royals Batting Practice	4:50-5:40 p.m.	3:50-4:40 p.m.	12:50-1:40 p.m.	10:50-11:40 a.m.	9:50-10:40 a.m.
Visitors Batting Practice	5:40-6:30 p.m.	4:40-5:30 p.m.	1:40-2:30 p.m.	11:40 a.m.-12:30 p.m.	10:40-11:30 a.m.
Ground Crew	6:30-7:00 p.m.	5:30-6:00 p.m.	2:30-3:00 p.m.	12:30-1:00 p.m.	11:30-12 p.m.
Game Time	7:15 p.m.	6:15 p.m.	3:15 p.m.	1:15 p.m.	12:15 p.m.

FOX Sports Kansas City is entering its 12th season as the exclusive television home of Kansas City Royals baseball. FOX Sports Kansas City will provide fans expansive coverage of the Royals, televising 161 regular-season games along with 10 spring training contests in 2019.

Ryan Lefebvre and Steve Physioc will provide the play-by-play call on the telecasts, with former big leaguer Rex Hudler as analyst. Every game on FOX Sports Kansas City will be surrounded by a pregame and postgame show, Royals Live, hosted by Joel Goldberg with analysis from Royals' Hall of Fame pitcher Jeff Montgomery. FOX Sports Kansas City will also provide extensive coverage of the Royals on FOXSportsKansasCity.com and via its Twitter (@FSKansasCity), Facebook (Facebook.com/FOXSportsKansasCity) and Instagram (@FOXSportsKansasCity) pages. Games can be streamed

live within the Royals television footprint on FOX Sports digital platforms.

The Royals' local-market TV ratings ranked No. 5 in MLB in 2018, after leading the league in 2015 and 2016 and ranking second in 2017, according to Nielsen Media Research. Royals telecasts on FOX Sports Kansas City were the highest-rated, most-watched prime time programming in Kansas City during baseball season.

The Royals and FOX Sports Kansas City are in the 12th year of an agreement for FSKC to serve as the team's television home. FOX Sports Kansas City will air more than 300 live events of local interest in 2018, including Royals baseball, Sporting Kansas City soccer, Big 12 and Missouri Valley Conference events, Kansas State basketball and more.



**KANSAS CITY**



Rex Hudler and Ryan Lefebvre will call games on FOX Sports Kansas City throughout the 2019 season.

**ROYALS ON FSKC**

- 👉 Ryan Lefebvre - Announcer
- 👉 Steve Physioc - Announcer
- 👉 Rex Hudler - Announcer
- 👉 Joel Goldberg - Royals Live host
- 👉 Jeff Montgomery - Royals Live analyst
- 👉 Kevin Cedergren - Producer
- 👉 Casey Carter - Pre/postgame Producer
- 👉 Steve Kurtenbach - Director
- 👉 Sam Abramson - Associate Producer
- 👉 Al Broughton - Associate Producer
- 👉 David Holtzman - Associate Producer



FOX Sports Kansas City broadcast team (L-R): Steve Physioc, Rex Hudler, Jeff Montgomery, Joel Goldberg and Ryan Lefebvre.



The Royals Radio Network, one of the largest in Major League Baseball, will broadcast all of the Kansas City Royals' regular-season games in 2019. The network will also broadcast a 20-game Spring Training schedule. All games will be heard on the Royals' Kansas City affiliate, 610 Sports Radio-KCSP. The

## ROYALS RADIO NETWORK

- Denny Matthews - Announcer
- Steve Physioc - Announcer
- Ryan Lefebvre - Announcer
- Steve Stewart - Announcer
- Keith Kowalski - Engineer/Producer

Royals and 610 Sports Radio extended their agreement in 2016, with the deal running through this season.

The Royals Radio Network is made up of 98 affiliate stations throughout the Midwest in six states. Royals' Hall of Famer and 2007 Ford C. Frick Award winner, Denny Matthews, will be behind the microphone for his 51st season. Veteran announcer Steve Physioc returns for his eighth season as a part of the Royals broadcast team on both radio and television, while Steve Stewart is back for his 12th season with the club. Ryan Lefebvre will also broadcast games on the Royals Radio Network in 2019 when he is not on FOX Sports Kansas City.



## ROYALS RADIO NETWORK AFFILIATES

<b>ARKANSAS</b>					
Eureka Springs	KESA-FM	100.9			
<b>IOWA</b>					
Cherokee	KCHE-AM	1440/94.7			
Denison	KDSN-AM	1530			
Shenandoah	KMA-AM	960			
<b>KANSAS</b>					
Arkansas City	KSOX-AM	1280/103.3			
Beloit	KVSV-AM	1190/102.9			
Chanute	KKOY-AM	1460/99.9			
Coffeyville	KGOF-AM	690/92.7			
Concordia	KNCK-AM	1390/98.3			
Emporia	KVOE-AM	1400/96.9			
Fort Scott	KOMB-FM	103.9			
	KHDD-AM	1600			
Garden City	KIUL-AM	1240/104.9			
Great Bend	KVGB-AM	1590/97.7			
Hays	KAYS-AM	1400/94.3			
Hutchinson	KQWB-AM	1450/98.5			
Junction City	KJCK-AM	1420/107.9			
Lawrence	KLWN-AM	1320/101.7			
Liberal	KSCB-AM	1270/103.1			
Manhattan	KMAN-AM	1350/93.3/93.7			
McPherson	KBEE-FM	96.7			
<b>Norton</b>	KGNK-AM	1530			
<b>Ottawa</b>	KGNK-FM	106.7			
<b>Parsons</b>	KOFO-AM	1220/103.7			
<b>Pittsburg</b>	KLKC-AM	1540/106.7			
<b>Prairie</b>	KKOW-AM	860/99.5			
<b>Russell</b>	KQZO-FM	98.3			
<b>Salina</b>	KRSL-AM	990/98.1			
<b>Scott City</b>	KSAL-AM	1150/106.7			
<b>Seneca</b>	KYUL-AM	1310/107.1			
<b>Topeka</b>	KMZA-FM	92.1			
<b>Ulysses</b>	WIBW-AM	580/104.9			
	KULY-AM	1420			
	KULY-FM	106.7			
	KFH-AM	1240/97.5			
<b>Wichita</b>					
<b>MISSOURI</b>					
Ava	KKOZ-FM	92.1			
	KKOZ-AM	1430			
Boonville	KWRT-AM	1370/98.7			
Cameron	KKWK-FM	100.1			
Clinton	KDKB-AM	1290			
Jefferson City	KZJF-FM	104.1			
Kansas City	KCSP-AM	610			
Marceline	KDWD-FM	99.1			
Marshall	KMMO-AM	1300			
	KMMO-FM	102.9			
<b>Maryville</b>	KNIM-AM	1580/97.1			
<b>Hoberly</b>	KWIK-FM	92.5			
<b>Osage Beach</b>	KRNE-AM	1150/97.5/104.9			
<b>Rolla</b>	KLPW-FM	107.3			
<b>Springfield</b>	KICK-AM	1340/92.3			
<b>St. Joseph</b>	KFEQ-AM	680/107.9			
<b>Trenton</b>	KTTN-AM	1600			
	KTTN-FM	92.3			
<b>Warrensburg</b>	KOKO-AM	1450/107.9			
<b>NEBRASKA</b>					
<b>Blair</b>	KBLR-FM	97.3			
<b>Fairbury</b>	KGMT-AM	1310			
<b>Hastings</b>	KLIQ-FM	94.5			
<b>Lincoln</b>	KFOR-AM	1240/103.3			
<b>McCook</b>	KBRL-AM	1300/97.5			
<b>Norfolk</b>	WJAG-AM	780/105.9			
<b>North Platte</b>	KOQO-AM	1410/95.1			
<b>Omaha</b>	KZOT-AM	1180			
	KOZN-AM	1620			
	KQL-AM	1290			
<b>OKLAHOMA</b>					
<b>Miami</b>	KGLC-FM	100.9			



**DENNY MATTHEWS**

**ANNOUNCER**

Denny Matthews is in his 51st season behind the microphone, calling Royals games since the club's inception in 1969. He's the third broadcaster in Major League history to broadcast for the same team for 50 seasons or more, joining Vin Scully (Brooklyn/Los Angeles Dodgers, 67 seasons) and Jaime Jarrin (Los Angeles Dodgers, 59 seasons).

The 2007 Ford C. Frick Award winner was honored during the Hall of Fame Induction Ceremonies in Cooperstown on July 29, 2007. He also became a member of the Royals' Hall of Fame in 2004. He signed a four-year extension with the club in 2015, which runs through the end of this season.

Matthews has seen more Royals games than anyone else during his time with Kansas City. He was chosen from more than 300 applicants for the No. 2 announcer position alongside the late Buddy Blattner prior to the Royals initial season in 1969, before taking over the No. 1 job following the 1975 season. He teamed with Fred White on the Royals Radio Network from 1974-98 before Ryan Lefebvre joined him in the booth in 1999 through 2007. Bob Davis, Steve Stewart and Steve Physioc have served as Denny's partners since the beginning of the 2008 season.

The veteran broadcaster has lent his play-by-play skills to the CBS Radio Network during portions of the regular season and during the 1982 and 1985 World Series. He worked with Hall of Famer Ernie Harwell, calling the CBS broadcast of the 1982 ALCS between the California Angels and Milwaukee Brewers.

Matthews is active in the Kansas City community and dedicates his time and resources to several area charities, including the SAFE program, a charity that supports families of fallen policemen, firemen and emergency workers, as well as Operation Lifesaver, a railroad crossing safety and awareness program. He is also the author of the two books: the 2004, "Tales from the Royals Dugout", and the 2009 "Hi, Anybody" and co-author of the 1999 book "Play by Play-25 Years of Royals on Radio." He's also a 2005 inductee into the Missouri Sports Hall of Fame. In 2017, he lent his writing talents to the book, Kansas City Royals 50 Years: A Golden History.

Matthews graduated from Central Catholic High School in Bloomington, Ill., and was inducted into the school's Hall of Fame in August, 2001. He is a 1966 graduate of Illinois Wesleyan where he lettered in football and baseball for three years and finished eighth in the nation (NAIA) in pass receiving in 1965. In 2016, he received a "Distinguished Alumnus" honor from IWU.

Prior to joining the Royals, Matthews worked for WMBD-TV and radio and KMOX-TV. His brother, Mike, is the radio analyst for Illinois State University basketball.

Matthews, an avid collector of sports publications, enjoys playing golf and hockey. He resides in Leawood, Kan.

**FORD C. FRICK AWARD WINNERS**

Year	Broadcaster	Year	Broadcaster
1978	Mel Allen	1999	Arch McDonald
1979	Red Barber	2000	Marty Brennaman
1980	Bob Elson	2001	Felo Ramirez
1981	Russ Hodges	2002	Harry Kalas
1982	Ernie Harwell	2003	Bob Uecker
1983	Jack Brickhouse	2004	Lon Simmons
1984	Curt Gowdy	2005	Jerry Coleman
1985	Buck Canel	2006	Gene Elston
1986	Bob Prince	2007	<b>Denny Matthews</b>
1987	Jack Buck	2008	Dave Niehaus
1988	Lindsey Nelson	2009	Tony Kubek
1989	Harry Caray	2010	Jon Miller
1990	By Saam	2011	Dave Van Horn
1991	Joe Garagiola	2012	Tim McCarver
1992	Milo Hamilton	2013	Tom Cheek
1993	Chuck Thompson	2014	Eric Nadel
1994	Bob Murphy	2015	Dick Enberg
1995	Bob Wolff	2016	Graham McNamee
1996	Herb Carneal	2017	Bill King
1997	Jimmy Dudley	2018	Bob Costas
1998	Jaime Jarrin	2019	Al Helfer



Denny Matthews and the late Buddy Blattner formed the Royals' first radio broadcast team in 1969.





## **STEVE PHYSIOC**

**ANNOUNCER**

Steve Physioc is in his eighth season with the Royals and will serve both as a voice on the Royals Radio Network and as a play-by-play broadcaster on FOX Sports Kansas City. Physioc was awarded a Mid-America Emmy in 2013 for his outstanding work on Royals' broadcasts. During the offseason, he calls college basketball games for FOX Sports.

Physioc previously worked 14 seasons for the Los Angeles Angels from 1996-2009 as the television play-by-play voice on FOX Sports West and KCOP. In addition to his television duties, Physioc also worked on the Angels' radio broadcasts on AM 830.

A graduate of Kansas State University in 1977, he was the voice of Wildcats football and basketball from 1979-82. During that time, he also served as a sports anchor for WIBW-TV in Topeka, Kan., from 1979-83. His sports anchor career continued at WLWT-TV in Cincinnati from 1983-87 and KTUV-TV in Oakland, Calif., from 1987-89.

He began his Major League play-by-play announcing career in 1983, broadcasting Cincinnati Bengals football and Cincinnati Reds baseball through the 1986 season. He then moved to San Francisco where he worked as a Giants announcer in 1987 and 1988. Physioc moved from the Giants to ESPN in 1989, where he broadcast Major League Baseball, college basketball, baseball and Big Ten football. In 1995, he worked for the San Diego Padres and Pac-10 football for FOX Sports West.

Physioc also broadcast both on television and radio for Fresno State University (1992-95), Stanford University (1992-95), the NBA's Golden State Warriors (1989-91) and the Vancouver Grizzlies in their inaugural season of 1995-96.

In 2018, Physioc published his first novel, *The Walls of Lucca*, which follows the journey of workers in an Italian vineyard during the fallout of World War I and the rise of fascism in the country.

Physioc and his wife, Stacey, are involved in numerous non-profit organizations such as SmileTrain, the Sierra Club, SafeHome, The Miracle Distribution Center, KidSingers, and the Fred White Scholarship Fund at Kansas State. The couple has a daughter, Ryan, a son, Kevin and three grandchildren.



## **STEVE STEWART**

**ANNOUNCER**

Royals Radio play-by-play broadcaster Steve Stewart is in his 12th season with the Royals, his 20th in the Major Leagues and his 28th in baseball. Prior to coming to Kansas City, Stewart spent four years with the Cincinnati Reds, three of them on WLW radio and one on television with Fox Sports Ohio.

From 2000-2003 he worked in Baltimore for WBAL radio and WBAL television as a sports anchor/reporter and talk show host. One of his roles in Baltimore each year included filling in on Orioles radio play-by-play. During the 2002 season he also broadcast several St. Louis Cardinals games on KMOX.

Stewart broadcast AAA baseball for the Calgary Cannons and the Richmond Braves, as well as college baseball at the University of South Carolina, where he was also part of the football and basketball broadcasts. His college play-by-play experience includes football at Maryland and Cincinnati as well as basketball broadcasts at Maryland, Cincinnati, Xavier, South Carolina and Richmond. He also spent seven years in TV news and sports.

Stewart is a native of St. Louis and a graduate of Southern Methodist University. He lives in Overland Park, Kan. His son John is a student at the University of Kansas and started classes in the Fall of 2017.



**KEITH KOWALSKI**

*PRODUCER/ENGINEER*

Keith Kowalski is in his second season as the producer/engineer of Royals radio broadcasts, replacing Don Free, who retired after 32 seasons. This season, Kowalski will serve the role on a full-time basis, producing all Royals broadcasts, home and away. He previously also served as an Affiliate Sales & Regional Market Manager for the club, a position he started in 2013.

Prior to starting with the club, he spent a total of eight non-consecutive years with Learfield Sports, serving as an Affiliate Relations - Account Executive (2001-03), an Affiliate Manager (2007-12) and a Corporate Sales Manager – Wisconsin Properties (2012-13). He also served as a Program Director for the Special Olympics in Texas for three years and spent one season with FC Dallas as an Account Executive in 2003-04.

Kowalski graduated from Stephen F. Austin State University in Nacogdoches, Texas, receiving a BBA in Marketing in 2001. He was born in Erie, Penn., but grew up in Dallas, Texas. He and his wife, Kerri, have three kids: Jack, Maris and Camdyn. The family resides in Lee’s Summit, Mo.



**JOSE MUÑOZ**

*PRODUCER/ENGINEER*

Jose Ramon Muñoz returns for his fourth season as the play-by-play announcer for 20 Royals games broadcast this season in Spanish on KYYS-1250 AM. Muñoz previously had been the Spanish-language play-by-play broadcaster for the Royals’ Triple-A affiliate, Omaha, for 13 seasons.

Muñoz is a longtime Spanish broadcaster who helped to launch Nebraska’s first-ever Spanish station in 2000, 1420 La Zeta!. He also built the first local Spanish FM Radio Station, Radio Lobo 97.7 FM. While working as on-air talent and Music Director, he has received recognition and awards for his contributions to the industry including the NBA’s Crystal Award for Community Service and he was elected Media Representative from the Midwest Region for Spanish Media from the United States, Canada and Spain.

In 2007, he moved to NRG Media, where he currently works as Program Director and On-Air Personality on La Nueva 99.5 FM/1020 AM in Omaha.

Muñoz has 18 years of experience as a radio programmer, on-air talent and sports broadcaster. Along with his time calling Storm Chasers’ games, he has also serves as a soccer play-by-play announcer for the University of Creighton and the University of Nebraska-Omaha. He began his career in Fullerton, Calif., and in 2015, was inducted into the Fullerton College Communications department “Wall of Honor”.

A native of Cardenas, San Luis Potosi, Mexico, Muñoz resides in Omaha, Neb., with his wife Yesenia. The couple has four daughters: Ariana, Camila, Jimena and Abigail.

**2019 SPANISH-LANGUAGE BROADCAST SCHEDULE**

KYYS (1250 AM) will once again serve as the Royals home for Spanish-language broadcasts for a fourth-straight season. Below is the broadcast schedule for 2019. Dates and times are subject to change.

<u>Date</u>	<u>Opponent</u>	<u>Time</u>	<u>Date</u>	<u>Opponent</u>	<u>Time</u>
Thursday, March 28	Chicago White Sox	3:15 p.m.	Thursday, June 6	Boston	1:15 p.m.
Saturday, March 30	Chicago White Sox	1:15 p.m.	Saturday, June 8	Chicago White Sox	1:15 p.m.
Sunday, March 31	Chicago White Sox	1:15 p.m.	Sunday, June 9	Chicago White Sox	1:15 p.m.
Thursday, April 11	Seattle	12:15 p.m.	Wednesday, June 12	Detroit	12:15 p.m.
Sunday, April 14	Cleveland	1:15 p.m.	Thursday, July 4	Cleveland	12:15 p.m.
Sunday, April 28	Los Angeles Angels	1:15 p.m.	Sunday, July 14	Detroit	1:15 p.m.
Thursday, May 2	Tampa Bay	12:15 p.m.	Sunday, July 28	Cleveland	1:15 p.m.
Sunday, May 12	Philadelphia	1:15 p.m.	Sunday, Aug. 18	New York Mets	1:15 p.m.
Thursday, May 16	Seattle	12:15 p.m.	Sunday, Sept. 29	Minnesota	2:15 p.m.
Saturday, May 25	New York Yankees	1:15 p.m.			
Sunday, May 26	New York Yankees	1:15 p.m.			



## **RYAN LEFEBVRE**

**ANNOUNCER**

Ryan Lefebvre is in his 21st season as a Royals broadcaster on Fox Sports Kansas City and the Royals Radio Network. He will be in his 25th season on a Major League broadcast team this year. Lefebvre won his second Mid-America Emmy Award last season, after also earning the honor in 2016.

Before joining the Royals prior to the 1999 season, Lefebvre spent four seasons as a broadcaster for the Minnesota Twins on WCCO Radio, WCCO TV and Midwest Sports Channel. He was hired full-time at the age of 24, one year after graduating from the University of Minnesota. He also broadcast Gophers' football, hockey and volleyball for WCCO and MSC.

The Los Angeles native graduated from Loyola High School in 1989 and began his broadcasting career as a freshman at the University of Minnesota at KUOM radio. As a Gopher baseball player, Lefebvre was a First Team All-Big Ten selection in 1993 and established school records for hits, triples and at-bats. He was selected in the 27th round of the 1993 First-Year Player Draft by the Cleveland Indians.

He is the son of former big league player and manager, Jim Lefebvre. Actively involved in a number of Kansas City community activities, Lefebvre is the founder of Gloves for Kids and the Footprints Foundation, which raises money for youth programs in Kansas and Missouri. In 2011, Lefebvre was the recipient of the John J. "Buck" O'Neil MVP Award for his commitment to youth in Kansas City. He was also named the 2006 Boys & Girls Clubs of Greater Kansas City Role Model of the Year, while in 2008 the Staples store in Zona Rosa (Kansas City) was dedicated in his honor for his "Philanthropic Spirit."

In 2015, Lefebvre was also named the recipient of the Johnson County NAACP Diversity in Sports Award. He was also named one of the "25 Most Influential People" in the state of Kansas in 2014.

Lefebvre and his wife, Sarah, reside in Greenwood, Mo., with their sons: Micah, Evan and Lucas and daughter, Callie.



## **REX HUDLER**

**ANNOUNCER**

Rex Hudler is in his eighth season with the Royals' broadcast team as an analyst on FOX Sports Kansas City. Hudler worked in the same capacity alongside fellow Royals announcer, Steve Physioc, broadcasting the Los Angeles Angels for 11 seasons from 1999-2009.

A veteran with over 37 years of baseball experience, including 21 as a player with the New York Yankees, Baltimore Orioles, St. Louis Cardinals, California Angels, Philadelphia Phillies and the Tokyo Yakult Swallows, Hudler quickly became a fan favorite at all of his stops. Over 1,083 career big league games, Hudler, nicknamed "Wonder Dog", was a .261 career hitter with 56 home runs and 169 RBI.

Born in Tempe, Ariz., and a 1978 graduate of Bullard High School in Fresno, Calif., Hudler was a 1999 inductee into the Fresno Sports Hall of Fame. He excelled in all sports in high school, receiving 25 football scholarship offers before signing a letter of intent to play at Notre Dame. He chose baseball after being selected as the 18th overall pick by the Yankees in 1978.

Hudler is an award-winning broadcaster who began his announcing career as a special consultant for "Good Morning America" during the 1997 playoffs and 1998 Super Bowl. He is a four-time winner (2003, '05, '07, '09) of the Television Color Analyst of the Year by the Southern California Sports Broadcasters. Hudler won an Emmy in 2004 for "Angels in the Infield" and has loaned his voice to several baseball video games.

He is an active motivational speaker and he and his wife, Jennifer, founded "Team Up for Down Syndrome." The Hudlers have been awarded several honors for their community service. In January, the Hudlers hosted a fashion show that benefited the Kansas City YMCA and featured current Royals players.

Rex and Jennifer have four children: Alyssa, Cade, William and David.



**JOEL GOLDBERG**

ANNOUNCER

Joel Goldberg is in his 12th season as part of the Royals’ broadcast team, serving as the host of the “Royals Live” pre-game and postgame shows. Goldberg also provides reports from various locations in the stadium throughout FOX Sports’ Kansas City’s game coverage. During the offseason, he serves as a hockey play-by-play announcer for the ECHL’s Kansas City Mavericks. He also hosts a podcast, “Rounding the Bases” and does various public speaking engagements in the Kansas City area.

In 2018, Goldberg traveled with a group of Royals alumni to the Middle East to visit American troops serving overseas, serving as the host for Fox Sports Kansas City’s “This One’s For You” broadcasts.

Goldberg came to Kansas City and FSKC’s Royals broadcast team after three years covering the St. Louis Cardinals, Blues, Rams and other sports for FOX Sports Midwest in St. Louis. He started at FSN Midwest in January, 2005, after more than six years as a reporter and anchor at KTVI, the FOX broadcasting affiliate in St. Louis.

Goldberg won a Mid-America Emmy for sports reporting in 2001. He also worked as a reporter for the NBC affiliates in Rhinelander, Wis. and Madison, Wis., from 1994-99.

Goldberg, who was born in Philadelphia before moving to the Chicago area prior to high school, is a graduate of the University of Wisconsin. His wife, Susan, is a native of Overland Park, Kan. The couple has a son, Mason, and a daughter, Elliana.



**JEFF MONTGOMERY**

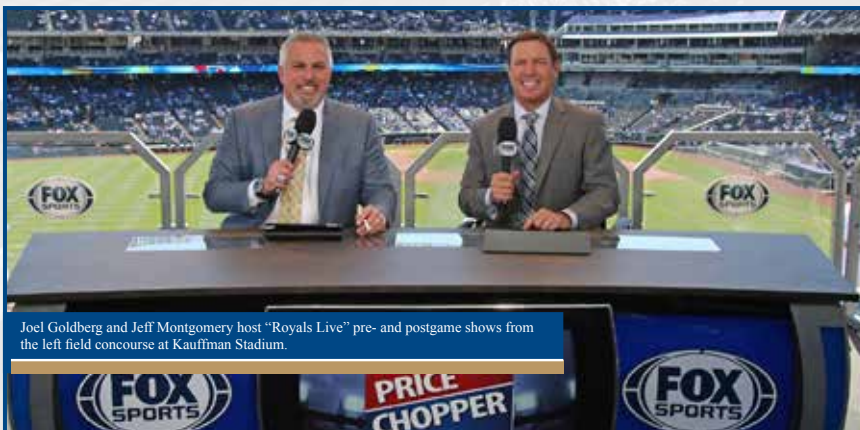
ANNOUNCER

Royals Hall of Fame pitcher Jeff Montgomery is in his 10th season contributing to Royals broadcasts on FOX Sports Kansas City, serving as a co-host on “Royals Live” pre-game and postgame shows. “Monty” also offers analysis in the broadcast booth during select games on FSKC.

He spent 12 of his 13 big league seasons with the Royals and is the club’s all-time saves leader with 304. The three-time All-Star (1992, 1993, 1996) was the Roloids AL Reliever of the Year in 1993, finishing tied for the league lead with 45 saves, matching a club record at that time. He also holds the club record for career appearances (686) and ranked ninth on MLB’s all-time saves list at the time of his retirement.

Montgomery also serves as the Vice President of Union Broadcasting, Inc. in Kansas City and also contributes to MLB Network shows and broadcasts.

He and his wife, Tina, have two daughters, Ashleigh and Kathryn and two sons, Connor and Spencer.



Joel Goldberg and Jeff Montgomery host “Royals Live” pre- and postgame shows from the left field concourse at Kauffman Stadium.



## SPRING TRAINING HOME

The Royals 51st Spring Training season in club history will be their 17th in Surprise, Ariz.

The Royals and Texas Rangers share a \$48 million, 10,500-seat multi-purpose Recreation and Major League Spring Training Campus on land owned by the City of Surprise. In addition, the city is using the facilities for adult and youth recreation programs, community events and programs, special events and meeting facilities.

The stadium complex and baseball practice fields are incorporated into a master-planned municipal center, including administrative offices, recreation/aquatic center, 23,000-square-foot library and 35-40 acre passive park.

In 2015, the Royals complex underwent an \$8-million renovation, adding approximately 14,000-square feet to the facility. The project included expanding the clubhouse, coaches' locker room, training and dining facilities, while giving the club six additional offices on site.

Surprise is approximately 35 minutes northwest of Phoenix, past Sun City West off Highway 60. The complex is located on 125 acres in the vicinity of Bullard Avenue and Greenway Road.

Populous (formerly HOK), an internationally-renowned Kansas City architectural firm devoted to creating exceptional sports facilities, was designated to design the facility.

Groundbreaking took place with Hall of Famers George Brett and Nolan Ryan in attendance on May 21, 2001. The facility was dedicated during a special ceremony and community celebration attended by members of the Royals and Rangers on December 7, 2002. The two teams played the first game at the complex on February 27, 2003, with the Royals coming away with a 6-3 win.

The Royals have won the unofficial Cactus League title three times, their first season in Arizona in 2003, 2011 and 2013.

### SPRING TRAINING SITES


Ft. Myers, Fla. ....	1969-1987
Baseball City, Fla. ....	1988-2002
Surprise, Ariz. ....	2003-present



### ROYALS RENAME PRACTICE FIELDS AND OBSERVATION TOWER

On February 20, 2008, the Royals dedicated practice fields 1, 2 and 7 at their Surprise, Ariz., Spring Training Complex in honor of Royals Hall of Famers George Brett, Frank White and Dick Howser. In addition, the Royals dedicated the observation tower in honor of 2008 Royals Hall of Fame inductee Art Stewart.

Attending the ceremony were (pictured below, L-R) Brett, Royals General Manager Dayton Moore, White and former player and manager John Wathan.



**ALL-TIME SPRING EXHIBITION ATTENDANCE**

Year	Home	Road	Other Sites	Total
1969	18,610	6,550	17,591	42,751
1970	22,901	13,325	-	36,226
1971	26,234	14,607	12,995	53,836
1972	24,729	18,598	-	43,327
1973	24,955	25,068	-	50,023
1974	25,244	15,284	4,327	44,855
1975	31,578	18,799	-	50,377
1976	16,524	6,996	-	23,520
1977	33,802	26,687	-	60,489
1978	40,742	23,519	-	64,261
1979	40,425	28,087	-	68,512
1980	39,017	27,419	-	66,436
1981	45,992	26,291	16,640	88,923
1982	50,938	27,463	-	78,401
1983	42,321	36,853	-	79,174
1984	59,190	30,709	7,390	97,289
1985	63,924	36,639	7,370	107,933
1986	65,354	38,397	19,016	122,767
1987	55,489	40,349	10,021	105,859
1988	89,999	58,354	5,137	153,490
1989	85,163	64,802	7,486	157,451
1990	20,535	26,548	-	47,083
1991	70,977	70,663	9,364	151,004
1992	87,058	67,762	-	154,820
1993	70,050	80,277	18,940	169,267
1994	67,070	81,474	-	148,544
1995	10,925	13,607	-	24,532
1996	44,768	62,281	-	107,049
1997	52,941	53,490	53,726	160,157
1998	40,145	62,469	-	102,614
1999	47,153	62,477	-	109,630
2000	40,283	80,470	-	120,753
2001	42,057	58,884	-	100,941
2002	44,854	61,860	-	106,714
2003	58,831	68,369	25,123	152,323
2004	77,787	93,830	51,595	223,212
2005	79,690	91,587	66,420	237,697
2006	70,412	74,102	61,774	206,288
2007	78,747	75,871	57,771	212,389
2008	83,118	95,818	41,908	220,844
2009	96,798	95,891	26,039	218,725
2010	79,149	82,926	31,557	193,632
2011	72,900	89,746	-	162,646
2012	76,238	91,949	20,440	188,627
2013	86,029	100,378	-	186,407
2014	84,598	106,406	25,374	216,378
2015	105,271	129,545	23,157	257,973
2016	126,108	211,758	90,318	428,184
2017	95,304	162,088	-	257,392
2018	95,525	122,903	-	218,428
<b>Totals</b>	<b>2,908,452</b>	<b>3,060,225</b>	<b>711,479</b>	<b>6,680,156</b>

**SPRING TRAINING QUICK FACTS**

**Team Hotel:**

The Wigwam Golf Resort & Spa  
300 Wigwam Blvd.  
Litchfield Park, AZ 85340  
Ph: 623-935-3811  
Fax: 623-935-3737

**Royals Offices:**

Surprise Stadium  
15946 N. Bullard Ave  
Surprise, AZ 85374  
Ph: 623-266-8000  
Fax: 623-266-8012

**Royals Ticket Office:**

800-326-4000 or royals.com

**Tickets.com:**

800-352-0212

**Surprise Stadium:**

Left Field: 350 feet  
Center Field: 400 feet  
Right Field: 350 feet  
Fence: 8 feet high  
Turf: Grass



# SPRING TRAINING (CONT.)

## 2019 SPRING TRAINING SCHEDULE

Date	Day	Opponent	Site	Time (CT)	Broadcast
February 23	Saturday	TEXAS	Surprise	2:05 p.m.	
February 24	Sunday	at Oakland	Mesa	2:05 p.m.	Radio
February 24	Monday	COLORADO	Surprise	2:05 p.m.	Radio
February 25	Monday	at Chicago White Sox (SS)	Glendale	2:05 p.m.	
February 26	Tuesday	LOS ANGELES DODGERS (SS)	Surprise	2:05 p.m.	
February 27	Wednesday	at San Francisco	Scottsdale	2:05 p.m.	Radio
February 28	Thursday	SAN DIEGO	Surprise	2:05 p.m.	Radio
March 1	Friday	at Los Angeles Angels	Tempe	2:10 p.m.	Radio
March 2	Saturday	SEATTLE	Surprise	2:05 p.m.	
March 3	Sunday	at Cleveland	Goodyear	2:05 p.m.	Radio
March 4	Monday	OFF DAY			
March 5	Tuesday	ARIZONA	Surprise	7:05 p.m.	Radio
March 6	Wednesday	at Chicago Cubs	Mesa	2:05 p.m.	Radio
March 7	Thursday	LOS ANGELES ANGELS (SS)	Surprise	2:05 p.m.	Radio
March 8	Friday	CINCINNATI	Surprise	2:05 p.m.	
		at Los Angeles Dodgers	Glendale	8:05 p.m.	Radio
March 9	Saturday	at Arizona (SS)	Scottsdale	2:10 p.m.	TV
March 10	Sunday	SAN DIEGO	Surprise	3:05 p.m.	Radio
March 11	Monday	at Seattle	Peoria	8:40 p.m.	
		at Texas (SS)	Surprise	9:05 p.m.	Radio/TV
March 12	Tuesday	CHICAGO WHITE SOX (SS)	Surprise	3:05 p.m.	Radio/TV
March 13	Wednesday	CLEVELAND (SS)	Surprise	3:05 p.m.	Radio/TV
March 14	Thursday	TEXAS (SS)	Surprise	3:05 p.m.	
March 15	Friday	at Colorado	Scottsdale	3:10 p.m.	
March 16	Saturday	MILWAUKEE (SS)	Surprise	3:05 p.m.	
		at San Diego (SS)	Peoria	3:10 p.m.	TV
March 17	Sunday	at San Francisco	Scottsdale	3:05 p.m.	Radio
March 18	Monday	OFF DAY			
March 19	Tuesday	CHICAGO CUBS (SS)	Surprise	8:05 p.m.	Radio/TV
March 20	Wednesday	at Colorado	Scottsdale	8:40 p.m.	Radio/TV
March 21	Thursday	at Cincinnati (SS)	Goodyear	1:05 p.m.	
March 22	Friday	SAN FRANCISCO (SS)	Surprise	8:05 p.m.	Radio/TV
March 23	Saturday	at Milwaukee (SS)	Maryvale	3:05 p.m.	TV
March 24	Sunday	at Texas	Surprise	2:05 p.m.	Radio/TV
March 25	Monday	at Omaha Storm Chasers	Omaha	6:05 p.m.	Radio

TV - Game televised on FOX Sports Kansas City; Radio - Game broadcast on the Royals Radio Network

## 2018 SPRING TRAINING RESULTS

Date	Day	Opponent	Site	Result	Record	Att.
February 24	Saturday	LOS ANGELES DODGERS (SS)	Surprise	W, 8-4	1-0	5,020
February 25	Sunday	at Oakland	Mesa	T, 4-4	1-0-1	4,144
February 26	Monday	at San Francisco	Scottsdale	W, 10-6	2-0-1	6,946
February 27	Tuesday	SEATTLE	Surprise	W, 14-9	3-0-1	2,887
February 28	Wednesday	CINCINNATI	Surprise	W, 3-2	4-0-1	3,006
March 1	Thursday	at Seattle	Peoria	W, 4-3	5-0-1	4,795
March 2	Friday	at San Diego	Peoria	L, 5-13	5-1-1	4,307
March 3	Saturday	CHICAGO WHITE SOX	Surprise	L, 5-9	5-2-1	5,793
March 4	Sunday	at Cincinnati	Goodyear	W, 10-3	6-2-1	4,005
March 5	Monday	OFF DAY				
March 6	Tuesday	SAN DIEGO	Surprise	L, 4-5	6-3-1	4,018
March 7	Wednesday	MILWAUKEE	Surprise	L, 6-10	6-4-1	5,236
March 8	Thursday	at Chicago White Sox (SS)	Glendale	W, 12-0	7-4-1	3,419
March 9	Friday	at Los Angeles Dodgers	Glendale	L, 4-6	7-5-1	10,594
		ARIZONA	Surprise	L, 2-7	7-6-1	6,206
March 10	Saturday	at Arizona	Scottsdale	L, 3-10	7-7-1	13,511
March 11	Sunday	CLEVELAND (SS)	Surprise	L, 1-3	7-8-1	5,590
March 12	Monday	SAN DIEGO	Surprise	W, 4-0	8-8-1	4,761
		TEXAS (SS)	Surprise	L, 1-5	8-9-1	6,575
March 13	Tuesday	OAKLAND	Surprise	L, 8-9	8-10-1	5,297
March 14	Wednesday	CHICAGO CUBS	Surprise	W, 7-6	9-10-1	10,213
March 15	Thursday	at Los Angeles Dodgers	Glendale	W, 14-8	10-10-1	10,917
March 16	Friday	at San Diego	Peoria	W, 12-4	11-10-1	6,962
March 17	Saturday	TEXAS	Surprise	W, 7-6	12-10-1	6,174
		at Texas	Surprise	T, 5-5	12-10-2	6,842
March 18	Sunday	at Chicago Cubs	Mesa	W, 11-9	13-10-2	15,200
March 19	Monday	OFF DAY				
March 20	Tuesday	SAN FRANCISCO	Surprise	W, 10-1	14-10-2	8,742
March 21	Wednesday	at Cleveland	Goodyear	W, 12-8	15-10-2	6,869
March 22	Thursday	at Milwaukee	Maryvale	L, 0-1	15-11-2	6,173
March 23	Friday	at San Francisco	Scottsdale	W, 9-6	16-11-2	11,002
		LOS ANGELES DODGERS	Surprise	L, 0-10	16-12-2	9,528
March 24	Saturday	at Arizona	Scottsdale	T, 4-4	16-12-3	12,514
March 25	Sunday	CHICAGO CUBS	Surprise	L, 3-5	16-13-3	11,715
March 26	Monday	at Omaha Storm Chasers	Omaha	PPD - Rain		

**SPRING TRAINING YEAR-BY-YEAR RECORDS**

**1969 - 2018**

Year	Home	Road	Other Sites	Total	Pct.	vs. A.L.	vs. N.L.
1969	6-6	4-7	0-2	10-15	.400	7-4	3-11
1970	4-7	3-9	—	7-16	.304	4-5	3-11
1971	4-7	4-9	2-0	10-16	.385	5-6	5-10
1972	5-5	3-6	—	8-11	.421	5-5	3-6
1973	7-4	5-9	—	12-13	.480	6-6	6-7
1974	10-0	3-8	0-1	13-9	.591	10-5	3-4
1975	9-3	4-8	—	13-11	.522	11-5	2-6
1976	6-2	2-3	—	8-5	.615	6-4	2-1
1977	7-6	10-3	—	17-9	.654	11-7	6-2
1978	9-4	3-8	—	12-12	.500	6-9	6-3
1979	7-5	4-8	—	11-13	.458	8-10	3-3
1980	6-6	8-2	—	14-8	.636	7-6	7-2
1981	7-5	4-6	2-0	13-11	.542	10-5	3-6
1982	8-4	2-7-2	—	10-11-2	.476	5-6-1	5-5-1
1983	5-6	5-9	—	10-15	.400	2-10	8-5
1984	7-5-1	6-5-1	1-0	14-10-2	.583	5-6	9-4-2
1985	4-10	8-5	—	12-15	.444	4-9	8-6
1986	6-6-1	5-6	0-2	11-14-1	.440	9-7-1	2-7
1987	6-7	6-5	0-1	12-13	.480	8-6	4-7
1988	10-6	7-7	—	17-13	.567	11-5	6-8
1989	8-6	8-5-2	—	16-11-2	.593	10-4-1	6-7-1
1990	3-3	4-3-1	—	7-6-1	.536	6-5-1	1-1
1991	8-5-1	6-8	—	14-13-1	.518	6-6	8-7-1
1992	6-11	6-7-1	—	12-18-1	.400	6-8	6-10-1
1993	6-8	4-10	2-0	12-18	.400	5-6	7-12
1994	11-3-1	5-11	—	16-14-1	.533	4-6	12-8-1
1995	2-3-1	4-2	—	6-5-1	.545	1-3	5-2-1
1996	6-9	9-5	1-0-1	16-14-1	.532	8-5	8-9-1
1997	7-10	6-7-1	1-1	14-18-1	.439	6-8-1	8-10
1998	8-7-1	6-8	—	14-15-1	.483	5-9-1	9-6
1999	13-4	9-5	—	22-9	.710	10-4	12-5
2000	10-5	8-11	—	18-16	.529	11-8	7-8
2001	10-4	6-7-1	—	16-11-1	.593	8-4	8-7-1
2002	7-6-1	6-9	—	13-15-1	.483	8-6	5-9-1
2003	8-5	10-3	1-2	19-10	.655	11-4	8-6
2004	7-7-1	8-6-1	2-0	17-13-2	.567	6-8-1	11-5-1
2005	7-7-1	5-8-2	2-0	14-15-3	.483	8-7-2	6-8-1
2006	8-6	8-3-2	1-1	17-10-2	.654	8-5-2	9-5
2007	7-7	4-9	0-2	11-18	.379	6-9	5-9
2008	7-6	8-7	1-1	16-14	.533	5-7	11-7
2009	10-4-3	7-9-1	1-1	18-14-4	.563	10-10-1	8-4-3
2010	7-6-2	6-6-2	1-1	14-13-4	.519	11-5-1	3-8-3
2011	10-5	10-5-1	—	20-10-1	.667	9-4-1	11-6
2012	10-5	5-10	1-1	16-16	.500	6-8	10-8
2013	14-2-1	11-5-1	—	25-7-2	.765	12-3-1	13-4-1
2014	5-7-2	7-7	1-1	12-16-2	.433	5-6-2	7-10
2015	7-6-1	12-4	2-0	20-10-1	.661	12-4	8-6-1
2016	10-5	4-15	0-4	14-21	.400	6-12	8-9
2017	6-7-2	11-9	—	17-15-2	.515	6-8-2	11-7
2018	7-9	9-4-3	—	16-13-3	.547	5-4-2	11-9-1
<b>Totals</b>	<b>368-283-15</b>	<b>303-338-22</b>	<b>22-21-1</b>	<b>697-638-43</b>	<b>.521</b>	<b>360-312-21</b>	<b>336-326-22</b>





# 2019 Royals SCHEDULE

## MARCH

SUN	MON	TUE	WED	THUR	FRI	SAT
24	25	26	27	28 3:15	29	30 1:15
31 1:15						

## APRIL

SUN	MON	TUE	WED	THUR	FRI	SAT
	1	2	3	4	5	6
7 12:10	8 7:15	9 7:15	10 12:15	11 7:15	12 12:15	13 6:15
14 1:15	15 7:10	16 7:10	17 1:10	18 5:35	19 6:05	20 12:05
21 12:05	22 6:10	23 6:10	24 12:10	25	26 7:15	27 6:15
28 1:15	29 7:15	30 7:15				

## MAY

SUN	MON	TUE	WED	THUR	FRI	SAT
			1	2	3	4
5 12:10	6 7:10	7 7:10	8 7:10	9	10 7:15	11 6:15
12 1:15	13	14 7:15	15 7:15	16 12:15	17 9:07	18 9:07
19 3:07	20	21 7:15	22 12:15	23	24 7:15	25 1:15
26 1:15	27 1:10	28 7:10	29 7:10	30 7:05	31 7:05	

## JUNE

SUN	MON	TUE	WED	THUR	FRI	SAT
						1 3:05
2 2:05	3	4 7:15	5 7:15	6 12:15	7 7:15	8 1:15
9 1:15	10	11 7:15	12 7:15	13 7:05	14 7:15	15 6:10
16 1:10	17 8:10	18 8:10	19 5:40	20 7:15	21 7:15	22 1:15
23 1:15	24 6:10	25 6:10	26 12:10	27	28 6:07	29 3:07

## JULY

SUN	MON	TUE	WED	THUR	FRI	SAT
	1	2	3	4	5	6
7 12:35	8	9	10	11	12 7:15	13 3:05
14 1:15	15 7:15	16 7:15	17 7:15	18 12:15	19 6:10	20 6:10
21 12:10	22	23 6:20	24 6:20	25 7:15	26 7:15	27 6:15
28 1:15	29 7:15	30 7:15	31 12:15			

## AUGUST

SUN	MON	TUE	WED	THUR	FRI	SAT
				1	2	3
4 1:10	5 6:10	6 6:10	7 6:10	8 6:10	9 6:10	10 5:10
11 12:10	12	13 7:15	14 7:15	15	16 7:15	17 6:15
18 1:15	19 6:05	20 6:05	21 6:05	22	23 6:10	24 6:10
25 12:10	26 7:15	27 7:15	28 7:15	29 12:15	30 7:15	31 6:15

## SEPTEMBER

SUN	MON	TUE	WED	THUR	FRI	SAT
1 1:15	2	3 7:15	4 7:15	5 12:15	6 6:10	7 5:10
8 12:10	9	10 7:10	11 7:10	12 1:10	13 7:15	14 6:15
15 1:15	16 9:07	17 9:07	18 2:37	19 6:40	20 7:10	21 6:10
22 1:10	23	24 7:15	25 7:15	26	27 7:15	28 6:15
29 2:15	30					

HOME
  AWAY
  OMAHA

PLEASE VISIT ROYALS.COM FOR UP-TO-DATE GAME TIMES, TICKETS AND TELECAST INFORMATION. OFFICIAL GAME DATES AND TIMES ARE SUBJECT TO CHANGE. ALL TIMES LISTED CENTRAL.

RADIO BROADCAST GAMES BROADCAST ON KCSP 610 AM. ADDITIONAL STATIONS THROUGHOUT THE MIDWEST ON ROYALS RADIO NETWORK. FOR TICKETS CALL 816-504-4040 (LOCAL), 1-800-6ROYALS (1-800-676-9257), LOG ON TO ROYALS.COM.

