

# ANGELS MEDIA GUIDE 2019

**MIKE TROUT**  
2012 AMERICAN LEAGUE  
ROOKIE OF THE YEAR

**TIM SALMON**  
1993 AMERICAN LEAGUE  
ROOKIE OF THE YEAR



**SHOHEI  
OHTANI**  
ROOKIE OF THE YEAR

20  18



THE MOST MASSIVE  
IMPROVEMENTS TO  
GROM HERSTOWN  
GROM GOOPERS  
THE ALL-NEW RAV4



**ANGELS**<sup>™</sup>

SOUTHERN CALIFORNIA TOYOTA DEALERS  
PROUD SPONSOR



# SHOHEI OHTANI 2018 AMERICAN LEAGUE



THIRD PLAYER IN ANGELS'  
HISTORY TO WIN  
**ROOKIE OF THE YEAR**

JOINING TIM SALMON (1993) & MIKE TROUT (2012)

**63**  
STRIKEOUTS

**MOST STRIKEOUTS**  
BY ANY PITCHER IN ANGELS HISTORY  
THROUGH HIS FIRST 10  
CAREER STARTS



**LED ALL A.L. ROOKIES IN**  
OPS (.925)  
ON-BASE PERCENTAGE (.361)  
AND SLUGGING PERCENTAGE (.564)  
(MIN. 300 PA)

**POSTED THE BEST RATES OF AT-BATS**  
PER HOME RUN (14.82) AND RBI (5.34)

**ROOKIE OF THE MONTH**  
APRIL AND SEPTEMBER

**ROOKIE OF THE WEEK**  
TWICE



**FOURTH JAPANESE-BORN PLAYER TO WIN**  
**A ROOKIE OF THE YEAR**  
IN THE MAJOR LEAGUES

JOINING HIDEO NOMO (1995), KAZUHIRO SASAKI (2000)  
AND ICHIRO SUZUKI (2001)



**JOINED BABE RUTH AS THE**  
**ONLY PLAYERS SINCE 1900 WITH**

**10+ HR**  
AND  
**4+ WINS**

IN A SINGLE SEASON (1918 & 1919)



**FIRST PLAYER IN**  
**MAJOR LEAGUE**  
**HISTORY TO**

**HIT 15+ HR & COMPILE**  
**50+ PITCHING STRIKEOUTS**  
IN ONE SEASON

# ANGELS™

## 2019 INFORMATION GUIDE

### Vice President of Communications:

Tim Mead

### Researched, Written and Edited by:

Matt Birch, Adam Chodsko, Eric Kay, Katie Davidson, Vanessa Weaver, Adam Cali, Lauren Plum, Tricia Kami, Dominic Mitrano, Shane Demmitt, Brett Crane and Aaron Wiedeman

### Team Photographer:

Blaine Ohigashi

### Additional Photography:

V.J. Lovero, John Cordes, Getty Images, Major League Baseball, Associated Press, Sports Illustrated, Tom Donoghue, Scott Clarke, Jerald Gibbs, Ron Hastings, Howard Levine, Lou Sauritch, and Jordan Murph

### Statistical Information:

STATS LLC, Elias Sports Bureau, MLB Information Systems, Player Profiles, SABR, [MLB.com](http://MLB.com), [MiLB.com](http://MiLB.com), ESPN Stats & Info, [baseballreference.com](http://baseballreference.com) and [retrosheet.org](http://retrosheet.org)

### Design, Layout & Printing:

D'Andrea Visual Communications  
Debbie Chenkin-Steele (lead)  
Aleah Robbins

Copyright© 2019

©Angels Baseball, L.P.



The information contained in this publication was compiled by the Angels and is provided as a courtesy to our fans and the media and may be used only for personal or editorial purposes. Any commercial use of this information is prohibited without the prior written consent of the Angels.

All MLB and team insignias depicted in this publication are the property of Major League Baseball and the respective teams and may not be reproduced for commercial purposes without the prior written consent of Major League Baseball.

All information published as of February 2019

# TABLE OF CONTENTS



TABLE OF CONTENTS

Shohei Ohtani Rookie of the Year .....	1
Title Page .....	2
Table of Contents .....	3-6
Angels Staff Directory .....	7-9
The Angels and MLB Remember .....	10-23
Media Information Guidelines .....	24-26
<b>FRONT OFFICE.....</b>	<b>27-52</b>
Front Office Executives .....	28-33
Baseball Operations .....	34-39
Training & Medical Staff .....	39-44
Clubhouse Staff .....	45
Staff Headshots .....	46-50
Scouting Staff .....	51-52
<b>UNDER THE HALO.....</b>	<b>53-65</b>
TV & Radio Information .....	54-55
Television & Radio Broadcasters .....	56-59
Name, Logos & Colors .....	60
Angels in the Community .....	61-65
<b>MANAGER &amp; COACHES.....</b>	<b>67-82</b>
Brad Ausmus .....	68-70
Coaching Staff .....	71-82
<b>2019 ANGELS.....</b>	<b>83-226</b>
40-Man Roster & Non-Roster Players Bios.....	84-221
40-Man Roster & Non-Roster.....	222-224
How Angels Were Built .....	225
Numerical Roster, Pronunciation Guide & In-Season Birthdays .....	226
<b>MINOR LEAGUE SYSTEM.....</b>	<b>227-290</b>
Minor League Instructors .....	228
Minor League Affiliates .....	228-229
Minor League Managers .....	230-233
Minor League Staff Bios .....	234-236
2018 Minor League Review.....	237-238
2018 Minor League Awards & Honors.....	239-242
2018 Organizational Leaders .....	241
Annual Minor League Awards.....	242
2018 Draft Selections .....	243
2018 Affiliate Statistics .....	244-250
2019 Organizational Players .....	251-290



SHOHEI OHTANI


**BA** ROOKIE  
OF THE  
**2018** YEAR





# TABLE OF CONTENTS

TABLE OF CONTENTS



<b>2018 IN REVIEW</b> .....	<b>291-307</b>
Season Review .....	292-295
Day-by-Day .....	296-298
Highs & Lows .....	299-300
Starters by Position and Batting Order with Team Records .....	301
2018 Final Stats .....	302
Won-Lost Breakdown .....	303
2018 American League Standings .....	304
2018 American League Leaders .....	305-307
<b>ANGELS RECORDS</b> .....	<b>309-320</b>
Club General – Season .....	310
Club Batting – Season .....	311
Club Fielding – Season .....	312
Club Pitching – Season .....	312
Individual Batting – Season .....	313-314
Individual Pitching – Season .....	314
Club General – Game .....	315
Club Batting – Game .....	315
Club Pitching – Game .....	316
Individual Batting – Game .....	316-317
Individual Pitching – Game .....	317
Club General – Consecutive .....	318
Club Batting – Consecutive .....	318
Club Pitching – Consecutive .....	318
Individual Batting – Consecutive .....	318
Individual Pitching – Consecutive .....	319
Individual Batting – Rookie Season .....	319
Starters – Rookie Season .....	320
Relievers – Rookie Season .....	320
<b>ANGELS IN THE POSTSEASON</b> .....	<b>321-352</b>
Yearly Playoff Summaries .....	322-349
All-Time Game-by-Game .....	350
All-Time Highs & Lows .....	351
Career Postseason Leaders .....	352

# TABLE OF CONTENTS



## CLUB HISTORY ..... 353-475

Start of a Franchise, Original Draft .....	354
Inaugural Game, Los Angeles Angels Firsts .....	355
Year-by-Year Records/Standings .....	356
All-Time Roster .....	357-359
Opening Day Lineups .....	360
Year-by-Year Statistical Review (1961-2017) .....	361-417
Career Batting Leaders .....	419
Single-Season Batting .....	420-421
Rookie Single-Season Batting .....	422
Yearly Leaders Batting .....	423-425
Club Batting Stats (Year-by-Year) .....	426
Club Designated Hitters .....	427
Club Pinch Hitting .....	428
Angels Grand Slams .....	429
Three Home Runs – Inning .....	430
Opponents Grand Slams .....	431
Angels Miscellaneous Home Runs .....	432
Career Leaders Pitching .....	433
Single-Season Pitching .....	434
Rookie Season Pitching .....	435
Yearly Leaders Pitching .....	436-438
Club Pitching (Year-by-Year) .....	439
Low Hit Games By & Against Angels .....	440
Club Fielding (Year-by-Year), Games Played by Position .....	441
Highest Fielding Pct. by Position .....	442
Triple Plays By & Against Angels .....	442
Day-by-Day Best/Worst Records .....	443
Day-of-the-Week Totals .....	444
Month-by-Month Totals, Angels vs. A.L. Divisions .....	445
Interleague Play .....	446
Series Sweeps .....	447
Marathons in Angels History .....	448
Extra Innings, Winnings Streaks, Losing Streaks .....	449
1-0 Wins & Losses .....	450-451
Angels Stealing Home, Home Rainouts, At the All-Star Break .....	452
The Last Time .....	453
Angel Stadium .....	454-456
The Big A .....	457
Angel Stadium Firsts .....	458
Year-by-Year Total Attendance, Top 10 Sellouts at Angel Stadium .....	459





# TABLE OF CONTENTS

TABLE OF CONTENTS

Opponents Record Attendance, All-Time Regular Season Attendance	460
Angels Hosting the All-Star Game	461-463
Angels Notable Trades	464-466
Angels Notable Free Agent Signings	467
First Round Draft Selections	468-469
Angels Award Winners	470-473
Angels Player of Week & Month Winners	474
All-Star Game Selections, All-Star Game MVPs, Home Run Derby Participants	475

## ANGELS HALL OF FAME ..... 477-484

## MAJOR LEAGUE BASEBALL ..... 485-511

National Baseball Hall of Fame and Museum	486
MLB Staff Directory	487
2019 Opponents Information	488-505
Medical Glossary	506-507
World Series Champions	508
Most Valuable Player Award	509
Cy Young Memorial Award	510
Rookie of the Year Award	511

## SPRING TRAINING ..... 512-519

Tempe Diablo Stadium	514-515
Spring Training Information	516
Spring Training Schedule	517
2018 Spring Training Stats	518
Spring Training Records & Attendance	519

## 2019 SEASON INFORMATION ..... 520-522

Angel Stadium Map	520
2019 Angels Promotional Schedule	521
2019 Angels Schedule Grid	522

## FILLER BOX INDEX

About the Rally Monkey	33	Memorial Uniform Markings	341
All-Star Game Bests	475	Michelle Carew Community Courtyard	164
Angels Baseball Foundation	65	Milestone Wins	161
Angels General Managers	34	Minor League Affiliate History	239
Angel Stadium, Quick Facts	454	MLB Security Policies	451
Angel Stadium Ground Rules	459	Most Walk-Off Wins in Franchise History	80
Angel Stadium Pre-Game Schedules	25	Nick Kamcz Scout of the Year Award	307
Angel Stadium Policies	466	Off And Running	122
Angels Pressbox Online	24	Postseason Attendance	460
Angels Top Prospects by <i>Baseball America</i> (2010-18)	241	Presidents of the Angels	30
Best Career Earned Run Averages, Starters	320	Radio Broadcasters, All-Time	57
Big A Quick Facts	457	Radio Affiliates (2018)	55
By the Decade	444	Retired Numbers	341
Catching Up on Angels Catchers	77	Robert O. Fishel Award	196
Congratulations Bobby!	233	Starting Point	81
Fred Haney Memorial Award	516	Television Broadcasters, All-Time	54
Gene Autry Memorial Statue	165	Tempe Diablo Stadium Facts & Figures	514
Hitting Streaks	319	Thank You Susan!	50
Howie Gershberg Award	240	The Halo Way - Angels Photo Blog	493
HR, RBI in a Month	312	V.J. Lovero Photo Well	59
Hundred Home Run Halos	427	WAR Report	214
Ipppei Mizuhara	158	Walk-Off Home Runs since 2000	510
Longest HR Hit at Angel Stadium	79	Western Division Clinching Dates	343
Managerial Records, Angels All-Time	70	What A Relief	71
Mara Forcey Award	233		





# ANGELS



ANGEL STADIUM • 2000 GENE AUTRY WAY • ANAHEIM, CA 92806 • ANGELS.COM; @ANGELS

**FOUNDED: 1960**  
**ADMINISTRATIVE OFFICES**

(714) 940-2000

**TICKET INFORMATION**

(714) 634-2000/angels.com

**HOME BALLPARK**

Angel Stadium of Anaheim

**2019 CAPACITY**

45,517

**CONCESSIONS, CATERING & MERCHANDISE**

Legends Hospitality

**TEAM COLORS**

Red (PMS 200)

Dark Red (PMS 202)

Navy Blue (PMS 289)

Silver (PMS 877)

**SPRING TRAINING FACILITY**

Tempe Diablo Stadium

2200 W. Alameda

Tempe, AZ 85282

**CLUB AFFILIATES**

Salt Lake Bees (AAA)

Mobile BayBears (AA)

Inland Empire 66ers (A)

Burlington Bees (A)

Orem Owlz (R)

Tempe Angels (R)

Dominican Angels (DSL)

## EXECUTIVE MANAGEMENT

Ownership	Arte & Carole Moreno
Chairman	Dennis Kuhl
President	John Carpino
Chief Financial Officer	Bill Beverage
Senior Vice President, Finance and Administration	Molly Jolly
Vice President, Communications	Tim Mead
Vice President, Sales	Neil Viserto

## BASEBALL OPERATIONS

General Manager	Billy Eppler
Assistant General Manager	Jonathan Strangio
Assistant General Manager	Steve Martone
Special Assistants to GM	Marcel Lachemann, Eric Chavez
Senior Advisor, Baseball Operations	Bill Stoneman
Special Assignment Scout	Ric Wilson
Director, Amateur Scouting	Matt Swanson
Assistant, Amateur Scouting	Aidan Donovan
Director, Pro Scouting	Nate Horowitz
Director, International Scouting	Carlos Gomez
Assistant Director, International Scouting	Giovanni Hernandez
Assistant, International and Pro Scouting	Nick Lampe
Director, Baseball Operations	Andrew Ball
Manager, Baseball Operations	Andrew Mack
Analyst, Baseball Operations	Walter King
Assistant, Baseball Operations	Andréa La Pointe
Assistant, Baseball Operations Video	Brooke Wakenhut
Director, Minor League Operations	Mike LaCassa
Coordinator, Minor League Operations	Chris Mosch
Director, Quantitative Analysis	Kevin Ferris
Assistant Director, Quantitative Analysis	Richard Anderson
Assistants, Quantitative Analysis	Kevin Brice, Bryce Rogan
Senior Baseball Systems Architect	Seth Glantz
Baseball Systems Developers	Ryan Bailey, Jonathan Jagdharry
Assistant Baseball Systems Developer	Riley McGovern
Coordinator, Baseball Administration	Peggy Berroa-Morales
Manager, Video Operations	Adam Hunt
Video Coordinator	Ruben Montano Jr.
Traveling Secretary	Tom Taylor
Major League Equipment & Home Clubhouse Manager	Keith Tarter
Assistant Clubhouse Manager	Shane Demmitt
Visiting Clubhouse Manager	Brian "Bubba" Harkins
Clubhouse Staff	Geoff Bennett, Cristian Barron, Kris Constanti, T.J. Jara, Angel Miranda, Hector Vazquez





# ANGELS DIRECTORY

DIRECTORY

## MEDICAL & PERFORMANCE STAFF

Physician/Internal Medicine	Craig Milhouse, M.D.
Orthopedic Physicians (Kerlan-Jobe Clinic)	Ronald Kvitne, M.D.; Brian Schulz, M.D.; Steve Yoon, M.D.
Director, Sports Science & Performance/Head Physical Therapist	Bernard Li
Director, Performance Integration	Ryan Crotin
Head Certified Athletic Trainer	Adam Nevala
Athletic Training Services Coordinator	Rick Smith
Certified Assistant Athletic Trainer	Eric Munson
Head Strength & Conditioning Coach	Lee Fiocchi
Physical Therapist/Assistant Strength & Conditioning Coach	Sean Johnson
Assistant Strength & Conditioning Coach	Adam Auer
Mental Conditioning Coach	Will Lenzer
Massage Therapist	Yoichi Terada
Chiropractic Consultant	Brian Prieto, DC
Employee Assistance Program/Clinical Psychologist	Erik Abell, PhD.
Dietitian	Becci Twombly

## COMMUNICATIONS

Director, Communications	Eric Kay
Senior Manager, Communications	Adam Chodsko
Manager, Communications	Matt Birch
Senior Advisor, International Media	Grace McNamee

## COMMUNITY RELATIONS

Director, Community Partnerships	Nicole Provansal
Manager, Foundation and Community Initiatives	Adam Cali
Scholarship Programs and Marketing Coordinator	Lillea Acasio

## CORPORATE SPONSORSHIP

Senior Director, Business Development	Mike Fach
Director, Partnership Services	Bobby Kowan
Director, Corporate Partnerships	Bob McCauley
Senior Manager, Corporate Partnerships	Matt Gamewell
Senior Account Executive, National Accounts	Rick Turner
Senior Account Executives, Corporate Partnerships	Lesli Koontz, Drew Zinser
Account Managers, Corporate Partnerships	Ashley Fleck, Andie Mitsuda, Adam Overgaard, Alli Serrano, Ryan Vitelli

## ENTERTAINMENT

Director, Entertainment & Production	Peter Bull
Producer, Video & Scoreboard Operations	David Tsuruda
Manager, Video Production	Jordan Esswein
Entertainment Coordinator	Mandi Ortiz
Public Address Announcer	Michael Araujo

## FINANCE/ADMINISTRATION

Director, Strategic Facility Planning	Mike McKay
Director, Finance	Doug Mylowe
Controller	Sue Bassett
Assistant Controller	Jennifer Whynott
Financial Operations Manager	Jennifer Jeanblanc
Payroll Manager	Lorelei Schlitz
Accountants	Kylie McManus, Matt Asato
Accounts Payable Specialist	Sarah Talamonte

## HUMAN RESOURCES

Director, Human Resources	Deborah Johnston
Benefits Manager	Cecilia Schneider
Human Resources Manager	Mayra Castro
Human Resources Coordinator	Erika Paz

## INFORMATION SERVICES

Director, Information Services	Al Castro
Senior Network Engineer	Neil Fariss
Technology Integration Specialist	Paramjit "Tiny" Singh
Senior Customer Support Analyst	David Yun
Network Administrator	James Sheu
Help Desk Support Assistant	Mike Gallant

## LEGAL

Director, Legal Affairs and Risk Management	Alex Winsberg
Associate Legal Counsel	Jen Tedmori



## MARKETING

Director, Ticket Marketing and Business Analytics	Ryan Vance
Senior Marketing Managers	Alex Tinyo, Vanessa Vega
Business Analyst	Julius "JJ" Evans
Graphic Designers	Tricia Kami, Dominic Mitrano
CRM Data Analyst	Seth Arias
Social Media and Digital Marketing Manager	Kevin Vu
Digital & Promotions Coordinator	Hannah Stange
Team Photographer	Blaine Ohigashi
Photography Assistant	Ricardo Zapata

## SALES & CLIENT SERVICES

Director, Ticket Sales	Jim Panetta
Group Sales Manager	Mike Abraham
Inside Sales Manager	David Neumann
Client Services Manager	Jennifer Moran
Senior Account Executive, Business Development	Jeff Leuenberger
Senior Account Executive, Group Sales	Angel Rodriguez
Senior Account Executive, Premium Sales	Jared Florin
Premium Seating Coordinators	Lauren Dahl, Shanelle Stephens
Group Sales Coordinator	Madison Garcia
Ticket Sales Office Coordinator	Karla Davenport
Account Executives, Business Development	Paul Maginnes, James McGee, Lisa Saldana, J.T. Umberg
Account Executives, Group Sales	Angel Acosta, Chris Cavish, Chris Combs, Phil Gurule, Cierra Lane, Jake Miller, Kaylin Muchichwa, Kristen Pepperling, Stephen Weinberg
Account Executives, Premium Sales	Taylor Gach, Shelton Glenn, Eddie Gomez, Evan Mc Nerney
Client Services Representatives	Rachel Chambers, Jeremy Gathright, Shawn Meyer, Taylor Nestra

## STADIUM OPERATIONS

Senior Director, Ballpark Operations	Brian Sanders
Director, Ballpark Operations	Sam Maida
Director, Special Events	Courtney Wallace
Director, Stadium Operations	Calvin Ching
Senior Manager, Stadium Operations	Nathan Bautista
Manager, Stadium Operations	Kelsey Hayes
Guest Experience Manager	Chris Warden
Special Events Coordinators	Veronica Lee, Kelly Williams
Scheduling Coordinator	Tatum Lockett
Custodial Supervisors	Pedro Del Castillo, Ray Nells, Robert Iglesias
Receptionists	Margie Walsh, Marty Valles
Field/Ground Maintenance Manager	Barney Lopas
Assistant Groundskeeper	Greg Laesch

## STADIUM FACILITIES

Purchasing Manager	Suzanne Peters
Facility Maintenance Manager	Jose Padilla
Asset Coordinator	Daniel Angulo
Warehouse Assistants	Adrian Castillo, Rene Escarcega, Christian Govea
Wardrobe Supervisor	Genaro Luna
Administrative Assistant, Facilities	Carmen Mispagel
Facilities Receptionist	Sanita Miller

## MAINTENANCE

Lead HVAC Electrician	Bob Ross
Lead HVAC Technician	Tony Suruor
Electricians	Patrick Byrnes, Robert Macchiavello
Painters	Randy Bishopp, Andrew Rogers, David Tunstall
Skilled Craftsmen	Alex Cervantes, Jonathan Martin, Frank Stewart
HVAC Technician	Scott Coomes
Equipment Mechanic	Ryan Mendoza

## SECURITY

Manager, Stadium Operations	Carlos Campos
Security Manager	Mark Macias
Security Hosts	Jose Andrade, James Haskins, Gabe Rivera, Richard Schilpp, Jacqueline Urbanus
Clubhouse and Lobby Security	Jeff Cogan, David Boyd
Anaheim Police Dept. Representative	Jerry Blair

## TICKETING

Director, Ticket Operations & Service	Tom DeTemple
Senior Manager, Ticket Operations	Sheila Brazelton
Ticketing Operations Manager	Armando Reyna
Ticket Services Manager	Brandon Cosio
Ticket Operations Representatives	Clancy Holligan, Lisa Martinez
Ticket Services Representatives	Ellen Crooks, Giovanni Figueroa





# THE ANGELS & MLB REMEMBER

## LUIS VALBUENA 1985—2018





**NICK CAFARDO**, who covered the Red Sox and the rest of the sport for more than three decades for the Boston Globe, died this past February 21st after collapsing outside the team's Spring Training clubhouse. He was 62.

Cafardo joined the Globe in 1989 from The (Quincy) Patriot Ledger, where he had been on the baseball beat. He continued to cover the Red Sox before switching to the New England Patriots in time for the team's first NFL championship, in 2001. He returned to baseball and covered the Red Sox and the Major Leagues for the past 15 years, writing a Sunday notes package and an "On Baseball" column that kept New England's fervent baseball fans in touch with their team and the rest of the major leagues.

In addition to his coverage for the paper, Cafardo wrote a book on the beginning of the Patriots dynasty, "The Impossible Team: The Worst to First Patriots' Super Bowl Season." He also wrote "If These Walls Could Talk" with Red Sox second baseman and broadcaster Jerry Remy and "Inside Pitch: Playing and Broadcasting the Game I Love," with Hall of Fame pitcher Tom Glavine.

The Red Sox, whose owner, John Henry, also owns the Globe, said in a statement: "For over three decades, Nick was a fixture at Fenway Park and throughout ballparks across the country. His coverage was as consistent as the game itself. His opinions on the Red Sox and the most pressing issues facing Major League Baseball were a constant, particularly through the prominent Sunday baseball notes column in the Boston Globe. The Cafardo family will always be a part of the Boston baseball family, and the Red Sox will honor Nick's legacy at the appropriate time.



**JOSÉ CASTILLO**, a former infielder who spent his Major League career playing for the Pittsburgh Pirates, San Francisco Giants, and Houston Astros died last Dec. 6th in a car accident caused by bandits in an attempted robbery in his native Venezuela. He was just 37.

Castillo, Luis Valbuena and Carlos Rivero were in a car in Yaracuy when the group was ambushed by highway robbers. The driver attempted to avoid them but the vehicle struck a rock and overturned, killing Castillo and Valbuena. Four men were arrested in connection to the incident after being found in possession of the players' property. Castillo, Rivero and Valbuena were members of the Venezuelan winter team Cardenales de Lara and were returning from a game played earlier that day.

He played five seasons in the Majors and totaled 592 career games played. In addition to a .254 average (487/1918) he recorded 39 HR and 218 RBI playing mostly at second base and third base. Castillo ended his professional career playing two seasons in Japan.



**BILLY CONNORS**, a pitching coach and executive for the New York Yankees known for honing reliever Mariano Rivera's often unhittable cut fastball and for being a close adviser to George M. Steinbrenner, died last June 16. He was 76.

Connors turned a short stint as a Major Leaguer with the New York Mets and Chicago Cubs into a long career as a coach known for teaching new pitches and rebuilding pitchers' mechanics. He was the pitching coach for the Kansas City Royals, Cubs (twice) and Seattle Mariners before the Yankees hired him in 1989 for the first of three tours. While with the Cubs, Connors was in charge of the pitching staff that took them to the 1984 National League East title, their first postseason appearance in 39 years. He helped Steve Trout develop a sinker that turned the left-hander into a front-line starter with the Cubs, and coached Rick Sutcliffe during his Cy Young-winning season in '84.

Connors also worked for the Yankees as a Vice President and the team's organizational pitching guru. He helped teach the cutter to left-hander Andy Pettitte, a Yankee for 15 years, and CC Sabathia, a left-hander who has pitched for the team since 2009. Connors worked largely out of the Tampa complex from 1996 to 2012.

William Joseph Connors III was born on Nov. 2, 1941, in Schenectady, N.Y. As a youngster, he excelled in baseball, becoming a star of the local Little League team, which won the 1954 Little League World Series. On the team's path to Williamsport, Connors pitched a no-hitter and struck out 13 in a regional championship game. In the semifinals of the World Series, he allowed only four hits and hit a two-run home run in Schenectady's victory over Masontown, PA.

In one season with the Cubs and two with the Mets, Connors appeared in 26 games and had a 0-2 record along with a 7.53 ERA (43 IP - 36 ER).

He retired and pursued a job as a pitching coach. In 1971, he pitched batting practice for the Mets, and went on to become a minor league pitching instructor for the team. He moved to a similar job for the Philadelphia Phillies before the Royals hired him as their pitching coach in 1980. Within a decade he was with the Yankees, replacing Clyde King as pitching coach in 1989, his first turn on the Yankees ever-spinning carousel of coaches and managers. In all, he spent 17 years in the Majors as a pitching coach.



**AARON COX**, a former minor league pitcher in the Angels farm system, passed away last August 15 at Atlantic Care Medical Center in Atlantic City, NJ. He was 24.

Cox graduated from Millville High School, Class of 2012. He helped the Thunderbolts win the 2011 South Jersey Group IV championship as a junior in 2011 and was 6-0 with a 0.86 earned-run average and struck out 71 batters in 48 2/3 innings as a senior in 2012.





# THE ANGELS & MLB REMEMBER

IN MEMORIAM

Cox later attended Gannon University (PA) on a baseball scholarship while majoring in criminal justice. During his time at Gannon, Cox left his mark by setting several notable records as a starting pitcher as well as a position player. On the mound, he was Gannon's all-time leader in strikeouts, shutouts, complete games, lowest opponent batting average, most strikeouts per nine innings, as well as second in ERA. At the plate, he established Gannon's single season home run record during his freshman year and was among the leaders in career home runs. These statistics were achieved in a three-year period, making them all the more impressive. Cox played three seasons for Gannon before the Angels drafted him. He was 7-3 with a 3.64 ERA (101.1 IP - 41 ER) in 68 appearances over three seasons for Rookie-league Orem and Class-A Burlington and Inland Empire.



**RICK DOWN**, a longtime Major League hitting coach, including one stint with the Angels (1987-88), died January 5th in Las Vegas. He was 68.

Down spent 27 years with Major League clubs and most notably was a hitting coach for the New York Yankees, New York Mets,

Boston Red Sox, Los Angeles Dodgers and Baltimore Orioles from 1993 to 2003. Although he topped out in Triple-A as a player, Down was well-loved as a coach while overseeing some of the best offenses of the past 30 years.

Before becoming a Major League hitting coach, Down managed the Yankees' Triple-A affiliate in Columbus from 1990-92, which eventually fed into the dynastic mid-'90s teams. He helped lead the Clippers to three straight division titles and a team-record 95 wins in 1995, while coaching the likes of Bernie Williams, Brad Ausmus, J.T. Snow and Deion Sanders.

During his first two years as a hitting coach in 1993 and '94, his Yankees led the league in batting average, including a .290 average in a strike-shortened 1994 season that was the highest mark in baseball since 1950. In a second go-around with the Bombers in the early 2000s, he helped the 2002 team hit 223 home runs, which was then the second-highest mark in franchise history.

Down's offenses also put up big numbers in his first years in Baltimore and Los Angeles. The Orioles set a Major League record with 257 home runs in 1996, while the Dodgers set a franchise record with 211 home runs under his watch in 2000.



**BOB ENGEL**, who grew up in Bakersfield, CA and went on to become one of Major League Baseball's premier umpires, died March 5th of last year in Fallon, NV. He was 84.

At the pinnacle of his career, Engel worked many high-profile games, and was president of the MLB umpires union. His first Major League game was Aug. 24, 1965. His 25-year career in the big leagues was no small feat. Friends and

former colleagues pointed out Engel's longevity and his position — as former president of the umpires union — as clear indicators of his stature within the game.

Engel also worked the World Series in 1972, 1979 and 1985. He worked six National League Championship Series and four All-Star Games.

Engel worked his way up through the ranks, officiating at the local level — high school baseball and basketball in particular — while cutting his teeth in the minor league baseball circuits, with stints in the Sooner State League, California League and Pacific Coast League.

In an era when umpires weren't paid high salaries, Engel came back to Bakersfield during the offseason to work as a car salesman at Valley Oldsmobile. He was also manager of the sports and RV show at the Kern County Fairgrounds.

When his umpiring career was over, Engel returned to live in Bakersfield.



**KAREN FONTAINE**, a former member of the Angels front office whose positive outlook and willingness to assist anyone, with anything, at any time, passed away last Aug. 18. She was 55.

A native of Yorba Linda, CA, she grew up a long-time devoted baseball and Angels fan. Karen worked for the Angels off and on from high school until 1994. As an Angel, she was employed in the ticket office and eventually finished her time with the club as Administrative Assistant in the Scouting Department.

A tremendously fun-loving, caring and enthusiastic individual, Karen was married to former Angels Director of Scouting Bob Fontaine, the man responsible for drafting several members of the 2002 World Championship team.



**TITO FRANCONA**, who played 15 seasons in the Major Leagues as an outfielder and was the father of Cleveland Indians manager Terry Francona, died Feb. 13 of last year at his home in New Brighton, PA. He was 84.

Francona had a breakthrough season in 1959, after he was traded to Cleveland from the Detroit Tigers. His .363 (145/399) batting average was the best in the Majors that year, but he did not have enough plate appearances to qualify for the batting title. He also had 20 home runs and 79 RBI, and the hard-hitting Indians finished second in the American League to the Chicago White Sox. Francona was fifth in voting for the league's Most Valuable Player Award.

Over the next two seasons, Francona was a steady player for Cleveland, leading the league with 36 doubles in 1960 and batting .301 (178/592) with 85 RBI in 1961, the only year in which he played in the All-Star Game. A left-handed-hitting outfielder and first base-



man, he had a well-traveled career during which he played for 10 Major League teams. He retired from the Milwaukee Brewers in 1970 with 125 career home runs and a lifetime batting average of .272 (1395/5121).

Born Nov. 4, 1933, in Aliquippa, PA, he was given the nickname "Tito," Italian for "little one." Francona was an outstanding high school quarterback but turned down college scholarship offers to concentrate on baseball. After serving in the Army, he made his Major League debut in 1956 with the Baltimore Orioles.

After his retirement from baseball, Francona led the Beaver County parks and recreation department in Pennsylvania.



**OSCAR GAMBLE**, a personable left-handed swinging hitter who totaled 200 homers in 17 big league seasons, died January 31st of last year. He was 68.

Gamble played seven of his 17 seasons with the Yankees, who employed him as a pull hitter who could platoon or come off the bench and take aim at the short right-field porch at Yankee Stadium, in 1976 and again from 1979-84.

An outfielder and designated hitter, Gamble hit a career-high 31 home runs for the "South Side Hitmen" White Sox in 1977 and also spent time with the Cubs, Phillies, Indians, Rangers and Padres, batting .265/.356/.454 with 666 RBIs in 5,197 plate appearances.

Gamble was famous for his hair, the mass of which could barely be contained by a batting helmet, which would invariably come off his head when he ran the bases. Images of him and his large hair are still shown among highlights from the era on television and in ballparks. His 1976 Topps baseball card, featuring an airbrushed Yankees cap over his Afro, remains among the most memorable and recognizable. Gamble had to cut his hair shorter, though, after the Yankees acquired him from the Indians in a trade during the 1975-76 offseason, and again after New York reacquired him from the Rangers in '79.

Scouted by the legendary Buck O'Neil, Gamble was drafted in 1968 by the Cubs, for whom he debuted in 1969. He appeared in 1,584 big league games from 1969-85 and twice ranked in the top 10 in slugging in the American League: in '74 for the Indians and '77 for the White Sox.

Gamble was part of the April 1977 trade in which the Yankees sent him and right-hander LaMarr Hoyt to the White Sox in exchange for shortstop Bucky Dent. Gamble rejoined the Yankees in a trade that sent center fielder Mickey Rivers to Texas, and in '81 he followed Reggie Jackson's homer with one of his own, which gave the Yankees the lead in an eventual 7-3 win in the decisive Game 5 of the A.L. Division Series against the Brewers. Gamble went 5-for-9 in that series, hitting a double and two homers.



**DAVE GARCIA**, whose 65 years in professional baseball included a two-year managerial stint with the Angels from 1977-78, and four with Cleveland from 1979-1982, passed away last May 21 in San Diego at the age of 97.

The East St. Louis native got his start in professional baseball as a minor league infielder in 1939. He spent 15 seasons over 18 years in the minor leagues, mostly with the New York Giants. Garcia missed the seasons from 1943 to 1945 while serving in the Air Force during World War II.

During his time playing in the minors, Garcia was a player-manager for the Knoxville Smokies, the Giants' Class B farm team in the Tri-State League. He was also a coach for the Minneapolis Millers, which was the Giants' Triple-A team, in 1956.

Finally retiring as a player in 1957, Garcia stayed with the Giants as a scout and also managed the El Paso Sun Kings, which was the Giants' Double-A club.

Garcia left the Giants organization following the 1968 season to join the expansion San Diego Padres as a minor league manager. After waiting 31 years, Garcia finally reached the Majors the following season as a coach on the Padres staff. He spent four seasons with the Padres before returning to El Paso, which was then home to the Angels' Double-A club.

A return to the Majors followed in 1975, when Garcia joined the coaching staff of the Cleveland Indians. He was with the Indians for two seasons before joining the Angels staff in 1977.

Garcia finally got his break in 1978 at the age of 57 when he was promoted to manager of the Angels after Norm Sherry was fired on July 11.

Garcia's Angels went 35-46 the rest of the season and were 25-21 the next year when Garcia was replaced by Jim Fregosi as manager on June 1, 1978.

Garcia returned to Cleveland and another managerial opportunity in 1979 when Jeff Torborg was fired on July 22. The Indians went 38-28 under Garcia, who was hired as the full-time manager following the season. That initial success didn't last as the Indians hovered around .500 under Garcia, whose record with the Indians was 247-244. He had an overall managerial record of 307-311.

As a minor league manager in the Giants, Padres and Angels organizations, Garcia went 890-785 with three league championships.

Garcia joined the staff of the Milwaukee Brewers in 1983 and spent two years as a coach before transitioning back into scouting. He also scouted for the Kansas City Royals and finished his baseball career in 2002 following a three-year stint on the coaching staff of the Colorado Rockies under manager Buddy Bell.

Garcia spent his retirement years living in San Diego and was a regular at Padres games.

Garcia was married to his wife, Carmen, for 52 years until her death in 1994. The couple had two grandsons playing professional baseball. Greg Garcia, an infielder with the St. Louis Cardinals,

IN MEMORIAM





# THE ANGELS & MLB REMEMBER

IN MEMORIAM

and Drew Garcia who spent eight years in the Chicago White Sox farm system.



**AUGIE GARRIDO**, who won five College World Series titles with two schools and ranks No. 1 on the career victories list in college baseball, died March 15th of last year. He was 79.

Garrido won three national championships with Cal State Fullerton in 1979, 1984 and 1995. He also won titles at Texas in 2002 and 2005. He last coached the Longhorns in 2016, leaving the game with 1,975 career wins dating to 1969. He was inducted into the College Baseball Hall of Fame in 2016.

Garrido also coached at San Francisco State, Cal Poly and Illinois. He was a special assistant in the Texas athletic department since his final season with the Longhorns.

Garrido won 25 conference championships and national coach of the year honors six times. He was the first coach to win national championships with different schools. Over his career, Garrido's teams played in the College World Series 15 times.

He spent 20 years at Texas, which hired him away from Fullerton in 1997 to replace Cliff Gustafson, who won two national championships with the Longhorns and had the program on a regular rotation at the College World Series.

Garrido's personality of California cool and his aura as a Zen-master coach who talked as much about thinking about winning as swinging a bat, took some time to take root at Texas. But once he did, Garrido had the Longhorns back among the nation's top programs. His best years with the Longhorns were from 2002 to 2010 when he won the two national titles and had six 50-win seasons.

Garrido's teams produced 15 first-round picks in the Major League Baseball draft and 27 players won All-America honors 34 times.

The Vallejo, California, native played college baseball at Fresno State, where he played in the College World Series in 1959. He played six seasons in the minors with the Cleveland Indians organization before taking his first head coaching job at Sierra High School in Tollhouse, CA, in 1966.



**ELI GRBA**, the first player to throw a pitch for the expansion Los Angeles Angels in 1961, died Jan. 14th following a three-month battle with pancreatic cancer. He was 84.

Grba, a bespectacled pitcher with a competitive spirit, was known as the Original Angel. With the opening selection of MLB's first expansion draft in December 1960, Angels general manager Fred Haney made Grba the first addition to the Angels' inaugural roster.

Grba proved himself a durable fixture for the early Angels teams led by manager Bill Rigney.

He appeared in 40 games in 1961 and 1962 and threw eight complete games in the Angels' first season. He expressed his fiery personality often too. Offended when his former teammate hit home runs in consecutive at-bats against him, Grba circled the mound and shouted insults at Mickey Mantle as the future Hall of Famer rounded the bases in Grba's first visit to Yankee Stadium in 1961.

Born to Serbian immigrants in Chicago on Aug. 9, 1934, Grba learned to play baseball participating in a game called Strikeouts at a young age. He became a three-sport star at Bowen High and signed with the Boston Red Sox after graduating in 1952. Grba debuted with the Yankees at the age of 24 on July 10, 1959, shortly after finishing a two-year stint with the United States Army. He helped the 1960 Yankees win the American League pennant and logged his only appearance of the 1960 World Series, which the Pittsburgh Pirates won, as a pinch-runner.

A few months later, the Yankees left Grba unprotected for the expansion draft, cementing his place in Angels history.

Grba won the first game the Angels ever played — a complete game at Baltimore in which he allowed only two runs on April 11, 1961 — and collected an additional 19 victories before being released in 1963. He compiled a 28-33 record and 4.48 ERA (536.1 IP — 267 ER) in 135 games over five seasons.

Grba, who wrote about his journey in baseball and his grappling with sobriety in the 2016 book "Baseball's Fallen Angel," did not return to Angel Stadium in an official capacity until 2011. He threw out the ceremonial first pitch of the season in celebration of the Angels' 50th anniversary.



**LENNY GREEN**, who played briefly for the Angels in 1964, and played six games for the 1968 World Series champion Detroit Tigers in his final MLB season, died Jan. 6th on his 86th birthday.

Green attended Detroit's Pershing High School and made his Major League debut with the Baltimore Orioles in 1957. He played regularly in the outfield for the Washington Senators/Minnesota Twins from 1960-1963.

As a 34-year-old free agent, Green signed a contract to return to his hometown team in 1967, although he spent much of the next two seasons in Triple-A Toledo.

In 1967, Green played in 58 games with the Tigers, who fell just one game short of the American League pennant that year. He went 7-for-16 with four walks, a home run and a double in the final month of the season, playing mainly as a pinch-hitter and pinch-runner as the Tigers were fighting for a playoff spot.

He played the final Major League game of his career on June 30, 1968. Green finished the season in Toledo and the Tigers went on to win the World Series three months later.

After his playing career, Green worked as a security supervisor at Ford.





**HANK GREENWALD**, among the most beloved of all San Francisco Giants broadcasters, died at California Pacific Medical Center last Oct. 22nd. He was 83.

Known for his extensive knowledge and dry wit, Greenwald was the Giants lead radio announcer from 1979-86, returning in 1989

— after two seasons with the Yankees — through the 1996 season. He came out of retirement to do a portion of the A's television broadcasts in 2004-05.

Greenwald was born in Detroit, where he grew up listening to Tigers broadcasts and became so enamored with future Hall of Famer Hank Greenberg, who shared his Jewish faith, that he changed his name from Howard to Hank. After World War II, Greenwald's family moved to Rochester, NY, where he discovered a distinct brand of baseball heaven, listening to the likes of Red Barber with the Dodgers and Mel Allen with the Yankees.

Greenwald graduated from Syracuse University, known for producing many greats of the broadcasting business, in 1957. Over the years, he announced games for Syracuse football and the Syracuse Nationals of the NBA. In 1964, he moved to the Bay Area to work with Bill King broadcasting for the then-San Francisco Warriors. After calling minor league baseball for several years, Greenwald joined the Giants in 1979 to work with Lindsey Nelson, one of his broadcast idols.

The longtime Giants, Warriors and A's broadcaster was known for his wit. Some of his memorable lines:

"Dusty Baker will lead off the ninth, and by the sound of the music — the William Tell Overture — he'll be followed by the Lone Ranger and Tonto."

"Three more saves (for Bruce Sutter) and he'll tie John the Baptist."

"They're telling us (in St. Louis) the temperature on the field is 143 degrees. With the wind chill, it's 140."

Upon joining the A's television crew: "I've had seven years off between starts. I should be well-rested." His return, he said, "lends great hope to those who have been waiting for Ted Williams."

"If Houston and Montreal stay on top, it will be the first time the National League playoffs take place entirely outside the United States."

Quoting songwriter Cole Porter out of nowhere: "It's a beautiful day to be at Candlestick Park. It's delightful. It's delectable. It's Delino DeShields leading off for the Expos."

"Larry Herndon seems to be bothered by insects at the plate. I don't know what species it is. Maybe it's an infield fly."

By the end of his Giants tenure, in 1996, Greenwald had broadcast 2,798 consecutive Major League games.



**JOHN HALL**, former Los Angeles Times and Orange County Register sports columnist died last December 14. He was 90.

Hall was a sports writer and columnist for 29 years with the Los Angeles Mirror and the Los Angeles Times in the Times-Mirror organization. For the Times, Hall was the USC and then the Angels beat writer.

He would eventually become best known for his Times sports column that usually appeared on page 3 a few days a week. His "The Hall truth, and nothing but the truth ..." columns were a must-read, for sports fans and sports personalities alike.

He joined the Register, then known as the Santa Ana Register, in 1981, to become its lead sports columnist.

Hall was a basketball standout at Manual Arts High School in Los Angeles and attended Stanford on a basketball scholarship. Hall had worked on the Manual Arts school newspaper and followed as a writer for the Stanford Daily. He started his professional sports writing career at the Hollywood Citizen News before matriculating to the Times-Mirror group.

His final 12 years with the Register were spent as a man-about-town columnist for the paper. He would later write a similar column for the San Clemente Sun Post.

Hall was California Sportswriter of the Year six times.

He had a penchant for bestowing nicknames. Cal State Fullerton basketball coach Bobby Dye was "The Wizard of Nutwood," a play on UCLA coach John Wooden's "Wizard of Westwood" label, as Cal State Fullerton is on Nutwood Ave. And there was "The Sealy Cyclone" when Sealy, Texas native Eric Dickerson first made a splash as a Rams star running back.

Outside of his writing Hall was involved in many organizations, some related to sports and others to charitable organizations. Hall, as much as anyone, helped create the Freedom Bowl college football bowl game that was played in Anaheim from 1984 to '94.

He is in several halls of fame, including the USC Athletics Hall of Fame.



**JACK HAMILTON**, pitched for all or part of eight seasons in the major leagues, including two with the Angels, passed away February 27th of last year at the age of 79.

Hamilton will long be remembered for a single moment. He threw the fastball that struck the head of slugging Boston Red Sox outfielder Tony Conigliaro in August 1967, a difficult episode that shortened the career of a potential Hall of Famer. In the decades that followed, Hamilton was sought out from time to time for interviews about that night in Boston, in a season when the long-shot Red Sox went on to their impossible Dream pennant victory.

A journeyman pitcher, Hamilton had been traded





# THE ANGELS & MLB REMEMBER

IN MEMORIAM

from the Mets to the California Angels in June 1967 and had a record of 8-2 when he started against the Red Sox at Fenway Park on the night of Aug. 18. Conigliaro, a popular player from the Boston suburbs, was an All-Star who at 22 had become the youngest American League player to reach 100 home runs. They faced each other in the fourth inning of a scoreless game. Conigliaro crowded the plate, as was his custom, then Hamilton delivered the pitch that decked him. Conigliaro had barely moved as the baseball flew toward his head. The ball fractured his left cheekbone, dislocated his jaw and left him with retina damage and blurred vision. An unsettling photo appeared in newspapers showing Conigliaro in his hospital bed, his left eye blackened.

Conigliaro missed the rest of the 1967 season and all of 1968. He returned to the Red Sox for 1969 and 1970, hitting 56 home runs over those seasons. In 1971, he was traded to the Angels, but with the vision in his left eye deteriorating, he struggled at the plate. He retired midseason. He came back to the Red Sox in 1975, then left baseball for good after playing in 21 games.

On the night he was felled, Conigliaro wore a cap of hard plastic. It wasn't until 1971 that the Major Leagues required helmets, though only for new players. An earflap was mandated in 1983, though veteran players were allowed to shun them if they wished.

Jack Edwin Hamilton was born Dec. 25, 1938, in Burlington, Iowa, and grew up nearby in Morning Sun. He was an all-state baseball player in high school and signed with the St. Louis Cardinals organization in 1957. A right-hander, he made his Major League debut with the Philadelphia Phillies in 1962 and later pitched for the Detroit Tigers, Cleveland Indians and Chicago White Sox as well as the Mets and Angels.

He pitched the second one-hitter in Mets history in May 1966, allowing only a bunt single by Cardinal pitcher Ray Sadecki. Both a starter and a reliever, Hamilton had a career record of 32-40.



**WAYNE HUIZENGA**, former owner of the Marlins and whose restless entrepreneurial spirit led him to become the only U.S. businessman to found three Fortune 500 companies, passed away March 22nd of last year. He was 80.

In creating companies including Waste Management, Blockbuster and AutoNation, Huizenga earned a reputation as a corporate alchemist, spinning fractured industries into consolidated empires that dominated the marketplace in trash collection, video rentals and automotive sales.

Huizenga used his wealth and persuasiveness to bring baseball and hockey to South Florida. In the early 1990s, he owned three of South Florida's professional sports teams: the Miami Dolphins, Florida Panthers and Florida Marlins.

According to the Forbes 400 list of wealthy Americans, Huizenga's net worth of \$2.8 billion in 2017 made him the 288th wealthiest person in America.

Huizenga also had a hand in building the sports teams' homes. His push to find the Florida Pan-

thers a permanent place to play led to the construction of their arena, the BB&T Center in Sunrise.

After he bought the Dolphins in the early 1990s, Huizenga also purchased their home field, Joe Robbie Stadium (now known as Hard Rock Stadium) in Miami Gardens.

As he prospered in business, Huizenga, along with wife Marti, donated generously to the community. Marti Huizenga died in January 2017 at age 74. The Huizenga Family Foundation made \$2.6 million in contributions in 2015 alone, and contributed more than \$150 million to charities via the foundation through the years.

In 1989, the Huizengas donated \$1 million to the Broward Community Foundation to establish a children's fund. The entrepreneur also gave \$1 million in personal and corporate funds in 1997 to The African-American Research Library and Cultural Center in Fort Lauderdale.

The man with the hard-to-pronounce Dutch surname (HIGH-zing-a) hailed from the Chicago area, but it was in Florida — his home for more than 60 years — that he gained celebrity status for his entrepreneurial energy and vision. After his success with Blockbuster Entertainment — and later Extended Stay hotels and AutoNation — local investors wanted his autograph as much as the opportunity to invest in his next venture.

H. Wayne Huizenga was born Dec. 29, 1937, in the Chicago suburb of Evergreen Park to parents of Dutch descent. He attended a Christian school until his mid-teens, spent all day Sunday in church and was forbidden to read the comics by his religious parents.

After his family moved to the Fort Lauderdale area when he was 15, Huizenga attended Pine Crest School, where he played center on the football team and was class treasurer. After high school graduation, he moved back to Chicago. In 1956, Huizenga enrolled at Calvin College, a liberal arts school in Grand Rapids, MI, affiliated with the Christian Reformed Church. He dropped out before the end of his sophomore year and moved back to Fort Lauderdale.

Huizenga's road to riches began in the early 1960s when a friend asked him to manage a three-truck, trash-hauling operation in Pompano Beach. While he saw the potential in a service industry with steady, repeat customers, Huizenga also remembered the words of his businessman father: "You can't make any real money working for someone else."

So in 1962, Huizenga borrowed \$5,000 from his dad to buy a truck and started a garbage route of his own. Seven years later, his Southern Sanitation Service operated 20 trucks on routes in Fort Lauderdale, Miami, Tampa and Key West.

Waste Management was born from a merger of Southern Sanitation with three Chicago-based companies, including two firms that were successors to Huizenga & Sons, his grandfather's trash-hauling company. Waste Management went public in 1971.

Huizenga left Waste Management in 1984 at age 47, but his career cobbling together profitable business giants from small players was just beginning.



Blockbuster was brought to Huizenga's attention by a former Waste Management colleague who had invested in a franchise store. Although Huizenga had no interest in movies himself, he again saw the value in a one-product concept that could be copied across the nation. Knew her best...

With two partners, Huizenga bought 35 percent of Blockbuster for \$18.5 million in 1987. The company then owned eight stores and franchised 11. As he did with Waste Management, Huizenga expanded and bought out competitors.

By 1992, there were 2,000 stores, and videotape rental company Blockbuster was No. 1 in its industry.

Five years later, he sold his shares in the company to Viacom for \$8.4 billion.

In May 1995, Huizenga paid \$27 million for an 18 percent stake in Republic Industries, an Atlanta-based garbage collector that soon became the vehicle that would carry him to his next consolidation enterprise: the car business.

Born in 1996, AutoNation was the brainchild of Huizenga and another South Florida entrepreneur, Jim Moran, who built the auto empire of JM Family Enterprises in Deerfield Beach.

Under Huizenga's direction, AutoNation became a nationwide network of new- and used-car outlets. Over one six-month period, he bought 65 auto dealerships with 109 outlets, opened 11 used-car superstores called AutoNation USA, and purchased three rental-car agencies, including Alamo and National.

The second owner of the Dolphins and the stadium Joe Robbie built, Huizenga obtained expansion franchises that became the Florida Panthers and the Florida Marlins.

Under his stewardship, the Marlins won the World Series in their fifth season (1997), and the Panthers reached the Stanley Cup Final in their third season (1995-96).



**BRUCE KISON**, former Angel and a veteran of 15 Major League seasons, passed away last June 2. He was 68.

Kison helped the Pittsburgh Pirates win the World Series in 1971 and 1979 and spent three decades in player development and scouting roles. Kison won

Game 4 of the 1971 World Series — the first night game in World Series history — when he threw 6.1 scoreless innings of one-hit relief against Baltimore as a rookie, allowing only a bloop double to Paul Blair. He started and lost the 1979 opener against the Orioles, getting just one out and giving up five runs. He had a 5-1 record and 1.98 ERA (36.1 IP – 8 ER) in 10 postseason appearances, including four starts.

He was selected by Pittsburgh in the 14th round of the 1968 amateur draft, making his big league debut on July 4, 1971, and went 115-88 with a 3.66 ERA (1809.2 IP – 736 ER), 12 saves and 1,073 strikeouts for the Pirates (1971-79), Angels (1980-84) and Red Sox (1985).

Known for pitching inside, he hit 68 batters in 15 big league seasons. He was said to have once hit seven batters in a minor league game. Kison threw a one-hitter at home against San Diego on June 3, 1979, giving up Barry Evans' two-out double in the eighth. He pitched another one-hitter the following April 23, leading 17-0 at Minnesota when he allowed Ken Landreaux's one-out double in the ninth.

After retiring as a player in 1985, he was a minor league pitching instructor for Pittsburgh, bullpen coach for Kansas City from 1992-93, the Royals pitching coach from 1994-98 and Baltimore's pitching coach in 1999. He later worked as a scout for Baltimore until his retirement.

Kison was honored as a Legend in Scouting by the Professional Baseball Scouts Foundation. He married the former Anna Marie Orlando in 1971, leaving Game 7 of the World Series at Baltimore's Memorial Stadium by helicopter for a private flight to Pittsburgh, where he was met by a police escort to get to the wedding.



**PETER MAGOWAN**, the dynamic former Safeway CEO and an owner of the San Francisco Giants, who saved the team from relocating by spearheading a charge to build a new South of Market waterfront ballpark, died January 27. He was 76.

A longtime resident of San Francisco and a lifetime baseball fan, Magowan, with a group of fellow civic-minded San Francisco investors, led an eleventh-hour, \$100 million privately-funded bid in 1992 to rescue the Giants from relocating to Tampa Bay, FL.

The successful mission had special meaning for the New York native who faithfully attended Giants games as a boy at the old Polo Grounds in New York. His family moved to San Francisco about the same time the Giants moved west in 1958. Having seen the team abandon New York for the West Coast, he was determined to prevent a similar exodus from San Francisco 35 years later.

Born April 5, 1942 in Manhattan, NY, Magowan was the son of Robert Anderson Magowan, chairman and CEO of Safeway. His mother, Doris Merrill Magowan, was a prominent San Francisco philanthropist. His maternal grandfather, Charles Merrill, was a co-founder of Merrill Lynch brokerage firm who also orchestrated the 1926 merger that created Safeway, one of nation's largest supermarket chains. His maternal uncle was Pulitzer Prize-winning poet James Ingram Merrill.

Following high school in Massachusetts at Groton, he graduated Stanford University in 1964 with a degree in American literature. In 1966, he received his master's degree in Politics, Philosophy and Economics from Oxford University in England, and later completed his post-graduate studies at John Hopkins School of Advanced International Studies in Washington, D.C.

After two summers in Washington, D.C. working at the State Department, Magowan joined Safeway in the Washington area as a checker, shelf stocker and produce clerk prior to working his way up the corporate ranks. In 1979 at age 37, he was appointed Safeway chairman and CEO.





# THE ANGELS & MLB REMEMBER

IN MEMORIAM

Upon successfully acquiring the Giants in 1993, he stepped down from his role as CEO at Safeway, while remaining chairman, to lead the Giants as its president and managing general partner. One of his first appointments was signing Barry Bonds to a \$43.7 million contract which, at the time, was the largest Major League Baseball contract. Bonds went on to shatter MLB's career home run record and, in the process, garnered three MVP awards.

During his tenure, the Giants reached the playoffs four times and reached the World Series for the first time in San Francisco in 2002, only to lose to the Angels in a dramatic seven-game series.

The storied history of the Giants franchise was also an important touchstone for Magowan, who returned beloved former Giants, such as Hall of Famers Willie Mays and Orlando Cepeda, back to the team by signing them to lifetime special advisor contracts.

Under his leadership, the Giants, in 1994, were the nation's first professional sports team to raise funds and awareness in the fight against HIV/AIDS by launching a special event game, "Until There's a Cure Day." In 1991 under the Giants Community Fund umbrella, he developed the fund's Junior Giants, a free baseball and life-skills program that annually serves more than 20,000 at-risk kids. In 2008 Magowan honored the Giants' storied history by establishing the team's Giants Wall of Fame at the ballpark.

In May 2008 he announced he would step down at the season's end as the Giants leader. Yet the team architecture he established would soon yield the Giants three World Series Championships in just five years: 2010, 2012 and 2014. His tremendous leadership was lauded in 2016 when Magowan was inducted to the Bay Area Sports Hall of Fame.



**WILLIE MCCOVEY**, the Hall of Fame first baseman who spent 19 of his 22 Major League seasons with the Giants, and became one of the most beloved players in franchise history, passed away last October 31. He was 80.

McCovey teamed with Willie Mays to give the Giants one of the most feared duos in baseball history, but he played in only one World Series. It was McCovey's line drive to Yankees second baseman Bobby Richardson in the bottom of the ninth inning of Game 7 that ended the 1962 Series and — until the Giants broke through in 2010 — represented the closest the franchise would come to winning a title on the West Coast.

McCovey was a fearsome hitter during his heyday in the 1960s and '70s, not merely because of his prowess, but because of how hard he hit the ball.

He played 22 seasons in the Majors, all but three with the Giants, when he played in San Diego and had an 11-game stint in Oakland.

The list of McCovey's accomplishments seems almost as long as some of his prodigious home

runs. A few of the most notable:

- 1959 National League Rookie of Year
- 1969 National League Most Valuable Player
- 1977 National League Comeback Player of the Year
- 18 grand slams, most in National League history
- Six-time All-Star

The Giants honored McCovey in many ways. They retired his No. 44 in 1980, his final season. That year the team also established the Willie Mac Award, a de facto most inspirational player award, coveted by San Francisco players because of McCovey's history and the fact that the honoree is selected by teammates. When the team moved into the ballpark at China Basin in 2000, the name McCovey Cove — an idea of sportswriters Mark Purdy and Leonard Koppett — quickly took hold. As the thinking went, if the left-handed McCovey had played in that ballpark, he would have deposited dozens of balls into the water beyond the right-field fence.

Then in 2003, the Giants unveiled a monument to McCovey at China Basin Park, on the other side of the cove. The statue depicts him at the finish of one of his mighty swings, his gaze skyward, watching another baseball soar majestically over a right-field wall.

McCovey, the son of a railroad worker who was born and raised in segregated Mobile, AL, about 250 miles from teammate Willie Mays' hometown, made his Major League debut July 30, 1959. The 10,114 fans at Seals Stadium got a pretty good inkling McCovey would have a brilliant career. The New York Giants had signed McCovey in 1955. Playing for the San Francisco Giants' Triple-A team in Phoenix four years later, McCovey was batting .372 with 29 homers and 92 RBI when he received that late July call-up. All McCovey did in his debut game at the age of 21 was go 4-for-4 with two triples against future Hall of Famer Robin Roberts as the Giants beat Philadelphia 7-2. The Chronicle's Bob Stevens wrote that McCovey, "whom they call 'Stretch,' arrived at Seals Stadium just before game time and wound up owning it."

Though he played in only 52 games, McCovey was the unanimous choice of the Baseball Writers' Association of America as the NL Rookie of the Year. He hit .354 (68/192) with 13 homers and had a 22-game hitting streak.



**WALLY MOON**, the wiry outfielder with the old-school crew cut who helped take the Dodgers to the World Series three times and became a crowd favorite for his towering "Moon shots," passed away February 9 of last year in Bryan, TX. He was 87.

A lefty who had proved to be a steady hitter with decent power while with the St. Louis Cardinals, Moon was nonetheless coming off a down year when he was traded to the Dodgers in 1959. And there was the ballpark where the Dodgers then played: the cavernous Coliseum, a graveyard for left-handed batters. It



was a staggering 440 feet to the right-field fence. By contrast, the left-field bleachers were a friendly 251 feet from home plate — a chip shot for a decent player. To take advantage of the odd dimensions, the Dodgers stacked their lineup with righties.

After consulting with former teammate Stan Musial, generally regarded as one of the finest hitters in the game, Moon decided to adjust his swing and his stance at the plate so that he could drive the ball to left field. And to get it over the 42-foot screen that hung in front of the left-field bleachers, he learned to uppercut the ball. The results were impressive. Hitting in a lineup with fearsome players such as Duke Snider, Gil Hodges and John Roseboro, Moon batted .302 (164/543) and swatted 19 home runs, nine of them to left field. The most dramatic was a towering ninth-inning “Moon shot” to left field in a 2-2 game against the San Francisco Giants in 1959. The walk-off home run helped carry the team to the World Series, where they knocked off the Chicago White Sox to win it all.

Moon was born April 3, 1930, in Bay, AR, a town surrounded by cotton fields. Moon said his father dropped out of school in eighth grade, and regretted the decision the rest of his life. Moon was raised with the expectation that he would go to college. When he graduated from high school and was offered a baseball contract, his father persuaded him to turn it down.

After earning a degree in education from Texas A&M, Moon finally signed with the Cardinals but with the stipulation that he would play only during the summer months until he finished his master's degree. The money he made playing part time was set aside so that his younger sister could also go to college.

In 1954, Moon was rushed to the Major Leagues. He later calculated that he had played all of 17 games in the year before his Major League debut and felt overwhelmed when the Cardinals traded away fan favorite Enos Slaughter to clear a spot in the lineup for him. But hitting a home run in his first at-bat helped ease the jitters, and he went on to hit .304 (193/635) on the year with 76 RBI, enough to earn him National League Rookie of the Year honors. He spent five seasons in St. Louis before he was shipped to the Dodgers in exchange for Gino Cimoli, who — like Moon — was coming off a disappointing season.

It was a golden era for the Dodgers. After winning the World Series in 1955, the team repeated as champs in 1959, 1963 and 1965, riding the arms of Sandy Koufax and Don Drysdale, the bat of Tommy Davis and the base-running prowess of Maury Wills. The team moved into the newly built Dodger Stadium in 1962. But as the years went by, Moon was slowly pushed out of the starting lineup.

In 1965, he called it quits, ending a 12-year career during which he hit 142 home runs and was named to the All-Star team three times. His last game in uniform was against the Minnesota Twins in Game 7 of the 1965 World Series.

Moon moved the family to Siloam Springs, AR, where the plains meet the Ozark Mountains. He took a job as the athletic director and baseball coach at John Brown University, a small private

Christian college where he worked and taught for 15 years, aside from one year when he took a leave of absence to take over as the batting coach for the San Diego Padres. He later became manager and an owner of the San Antonio Dodgers, before retiring.




**JERRY MOSES**, a former big-league catcher who joined the Angels along with Tony Conigliaro in a big trade with the Boston Red Sox, passed away March 27th of last year. He was 71.

Moses signed a bonus contract with the Boston Red Sox in 1964 and spent his early Major League career with the Red Sox, but over the course of his nine years in the Majors, he would play for seven different teams. He appeared in 386 games during his career primarily as a back-up catcher.

Moses first appeared briefly with Boston in 1965 at age 18 due to his bonus status, hitting a home run for his first hit, and also becoming the youngest player to hit a home run with the Red Sox, but soon returned to the minor leagues for more seasoning. He made the Majors for good in 1969, and in 1970 Moses served as Boston's catcher and was selected to the American League All-Star team. But after that season, he was included with slugger Tony Conigliaro in a blockbuster trade to the Angels. He did not win the Angels' starting catcher job and batted only .227 (41/181) in 1971, and then began his career as a journeyman, never spending more than one full season with the Angels, Indians, Yankees, Tigers, Padres and White Sox.

After his playing career, Moses was extremely involved with the Major League Baseball Players Alumni Association, championing increased benefits for inactive, non-vested former players who did not originally qualify for pension benefits, and acting as a catalyst for countless charitable events, including the Legends for Youth Clinic Series. Beloved by many due to his kind-hearted nature, Moses served as the chairman emeritus for Major League Alumni Marketing until his passing.



**JULIO NAVARRO**, one of Puerto Rico's most celebrated pitchers, passed away Jan. 24th of last year. He was 82.

Navarro was born in Vieques, but he spent the majority of his childhood in St. Croix. After developing his talents in high school, another standout from the Virgin

Islands helped to position Navarro for a tryout in front of Santurce's team owner Pedrin Zorilla.

Fortunately for Navarro, Zorilla doubled as a scout for the New York Giants and helped him along with Orlando Cepeda and Jose Pagan, to sign professional contracts in 1955. Almost immediately he became the de-facto spokesperson for his fellow Spanish speaking teammates because of his upbringing in the Virgin Islands.

While Navarro was buoyed by his ability to speak English, it didn't help him on the mound. He flopped around multiple Class D teams in 1955 due to arm troubles, going 1-10 in the process.





# THE ANGELS & MLB REMEMBER

IN MEMORIAM

Despite his poor record, the Giants recognized his potential and brought him back for the 1956 season. He rewarded the parent club by winning an astounding 24 games on the mound. While he was only 20 years old, Navarro thought his successful season warranted a Major League look.

As the Giants moved to San Francisco, Navarro continued to inch closer to the Majors. By 1959 he was at AAA, but his career stalled there. When it became clear that he was trapped in the Giants deep farm system with no clear path to their rotation, the Los Angeles Angels swooped in during the 1962 season to open a new door.

Navarro specialized as a reliever for the Angels, pitching 71 games out of the bullpen in three seasons until he was traded to the Detroit Tigers in April 1964. He found a supporter in Tigers manager Chuck Dressen.

Navarro threw his final Major League pitch with the Atlanta Braves in 1970; however, he continued to play in the minor leagues, Mexico, and Puerto Rico until 1977. He then turned his attention to his son Jamie, who followed his lead on the mound, playing for 20 professional seasons, 12 in the Major Leagues. The elder Navarro credited his son's longevity due to his father reinforcing flawless mechanics.



**DON NEWCOMBE**, the first Major League player to win the Rookie of the Year, MVP and Cy Young awards and one of the Dodgers' links to their days in Brooklyn, died this past February 19th. He was 92.

The New Jersey native made his Major League debut in 1949 with the Brooklyn Dodgers, who signed him after he spent one year in the Negro Leagues with the Newark Eagles. He was named the N.L. Rookie of the Year after going 17-8 with a 3.17 ERA (244.1 IP - 86 ER) and a league-high five shutouts.

Newcombe pitched for the Dodgers from 1949-51 and again from 1954-58. He missed two seasons while serving a two-year military stint during the Korean War. Along with Brooklyn teammates Jackie Robinson and Roy Campanella, Newcombe was among the first African Americans to play in the Majors.

Known simply as "Newk," he went 149-90 with 1,129 strikeouts and a 3.56 ERA (2154.2 IP - 852 ER) over a 10-year MLB career. He was a four-time All-Star and pitched in three World Series.

Newcombe went 20-5 in 1955, leading the league in winning percentage. It was his second 20-win season after going 20-9 in 1951, when he led the league with 164 strikeouts. He started Game 1 of the 1955 World Series against the Yankees, who won the opener 6-5, but lost to the Dodgers in seven games, triggering a celebration across the borough of Brooklyn that lasted for weeks.

Ironically, his best season was a year in which he was not selected as an All-Star. Newcombe claimed both the MVP and Cy Young awards in 1956 when he went 27-7 with a 3.06 ERA (268 IP - 91 ER) to help the Dodgers return to the World Series, where they fell to the Yankees in seven games.

Newcombe was one of baseball's best-hitting pitchers. His .271 career batting average is ninth-best among pitchers in Major League history. Newcombe had 238 hits in 878 at-bats with 15 home runs, 108 RBIs, 33 doubles, three triples, 94 runs scored and even had eight stolen bases.

He spent two-plus seasons with the Reds and finished his career with the Indians in 1960. He signed with the Chunichi Dragons of Japan's Nippon Professional Baseball for the 1962 season and was a teammate of former Indians outfielder Larry Doby, the first black player in the American League.

Following his playing career, Newcombe worked with the USO to help veterans who were dealing with substance abuse issues.

Newcombe, who served as special adviser to the chairman with the Los Angeles Dodgers since 2009, was regularly seen at Dodger Stadium in a suit and fedora.



**MARTY PATTIN**, a former Angel and Major League All-Star in 1971, who won 114 games in a career that spanned 13 seasons, died last October 3. He was 75.

Pattin pitched for the Royals from 1974 to '80 and also the California Angels, Seattle Pilots, Milwaukee Brewers and Boston Red Sox.

He had lived in Lawrence, KS since 1982 when he accepted a job as head baseball coach at the University of Kansas where he led the Jayhawks from '82 to '87.

Pattin — known as "Duck" because of his uncanny impersonation of Donald Duck — remained an active Royals alumni member since his retirement in 1980. He attended Royals fantasy camp several winters in Arizona and living in the area, attended many Royals games.

He stayed home to attend college and after a successful career at Eastern Illinois University (his jersey No. 19 was retired in 2009) and was selected in the seventh round of the 1965 draft by the Angels. Pattin made his big league debut on May 14, 1968 by hurling a perfect inning against the Chicago White Sox. Pattin pitched his final game for the Royals in the 1980 World Series against the Philadelphia Phillies. In his final inning, he struck out All-Stars Greg Luzinski and Mike Schmidt. His lone All-Star appearance came as a member of the Brewers.



**DR. KEN RAVIZZA**, an internationally renowned leader and pioneer of sports psychology and mental skills programs, died last July 8, 2018. He was 70.

Ravizza's reach was wide and long, impacting athletes and coaches from the professional, college, and amateur ranks, Olympic athletes and more. A Professor at Cal State Fullerton for 38 years, he created one of the first applied sport psychology graduate training programs in the United States as well as the University's first undergraduate stress management course.

During his tenure, he taught thousands of stu-

# THE ANGELS & MLB REMEMBER



dents as well as consulted with coaches and athletes in multiple sports to introduce the "mental game" as part of their holistic training. He worked with musicians, heart surgeons, US Military cadets, hospice personnel and beyond.

As tributes poured in from around the world, the common thread was his kindness, compassion, ability to listen, his lasting impact on individual lives and his ability to help others achieve their dreams. Because he was non-judgmental, accepting of all cultures and points of view, he established immediate trust as he used his skills in humanistic psychology to help people, athletes or not, apply his teachings to everyday life.



**DUTCH RENNERT**, a National League umpire from 1973 to 1992 who was known for his animated booming strike calls, passed away last June 17. He was 88.

Rennert was a long-time minor league umpire prior to his promotion to the National League in 1973. He worked a total of 2,693 regular-season games, in addition to six N.L. Championship Series, three World Series — in 1980, 1983 and 1989 — and two All-Star Games.

Respected by players, Rennert was known for his distinctive strike calls. He would step back from the catcher, turn toward one dugout in a crouch or on one knee, extend his right arm and often yell loud enough to be heard on a television or radio broadcast.



**FRANK ROBINSON**, the Hall of Fame outfielder and manager died in Los Angeles Feb. 7 at the age of 83. He won two World Series, played in three more, won the Triple Crown in 1966, and became the first and so far only player to win an MVP award in both leagues. Perhaps most importantly, he was the first black

manager in the big leagues, and left an indelible imprint on the game as a player, coach, and executive.

Robinson, the youngest of 10 children, was born in Texas in 1935 before he and his mother moved to the Bay Area when he was a young child. Robinson was a multisport star at McClymonds High School in Oakland, where he played basketball with Bill Russell and baseball with Curt Flood and Vada Pinson, before signing with the Reds in 1953.

Robinson was part of the first generation of African American players to be developed entirely within the Major League Baseball pipeline, rather than coming up through the Negro Leagues as his contemporaries Hank Aaron, Ernie Banks, and Willie Mays did. Robinson rose through the minors quickly, and by age 20 was the National League's Rookie of the Year, hitting .290/.379/.558 with 38 home runs, tying Wally Berger's rookie record, a mark that's since been beaten only by Mark McGwire, Aaron Judge, and Cody Bellinger.

Five years later, in 1961, Robinson won the first of his two MVP awards, hitting .323/.404/.611 with 22 stolen bases in 25 attempts; that same year he and Pinson, his old teammate from American

Legion and high school ball, led the Reds to their first pennant in 21 years, though they lost a five-game World Series to the Yankees.

Over the next four years Robinson's Reds posted winning records, but failed to claim another pennant, and in December 1965, Cincinnati GM and owner Bill DeWitt traded Robinson to the Orioles for a three-player package headlined by pitcher Milt Pappas. The trade became one of the definitive lopsided deals in baseball history.

In his first season with the Orioles, Robinson won his second MVP award. He also won the Triple Crown by leading the American League in batting average (.316), home runs (49, a career high), and RBI (122). Robinson also led the A.L. in runs scored (122), OBP (.410), slugging percentage (.637), total bases (367), and OPS+ (198). The Orioles won 97 games and the second pennant in franchise history, their first since moving to Baltimore from St. Louis in 1954. In the World Series, the underdog Orioles swept the Dodgers for their first World Series title since the club was founded in 1901.

Though Robinson played more than half of his career games with the Reds, he's most remembered as an Oriole, as Baltimore enjoyed near-dynastic success in Robinson's six seasons with the club: four pennants, including three in a row from 1969 to 1971, and two World Series victories, including over Robinson's former team, the Reds, in 1970. When Robinson went into the Hall of Fame in 1982, he had an Orioles logo on his plaque. When Robinson took his last at-bat in 1976, he was fourth all time in home runs (586).

Robinson bounced around in the later years of his career, getting traded from Baltimore to the Dodgers, where he played one season, and then from the Dodgers to the Angels to Cleveland, where in 1975 he was named player-manager, becoming the sport's first black manager. (Nine years earlier, Robinson's high school basketball teammate, Russell, became the first black head coach in any major American sport.)

At Game 2 of the 1972 World Series, in his final public appearance before his death, Jackie Robinson famously implored Major League Baseball to end its managerial color line, and when Frank Robinson did that two and a half years later, Jackie Robinson's widow, Rachel, was in the stands for his first game, which Cleveland won thanks in part to a first-inning home run by Robinson himself.

Robinson lasted three years as Cleveland's manager, and in 1981 he became the first black manager in the National League when he took over the San Francisco Giants. His record as a manager was mixed—in 16 seasons he never made the playoffs—and he had a losing record overall with each of the four clubs he managed. Robinson, an outspoken and hard-nosed player, brought the same approach to his time as a manager. He won the A.L. Manager of the Year award in 1989 with the Orioles after improving Baltimore's record from 54-107 to 87-75, and earned praise for leading the Expos to winning records in 2002 and 2003, while the franchise was under league ownership and at its absolute rock bottom.

Robinson's life in baseball is its own multigenerational epic. He broke into the big leagues as MLB was still adjusting to integration and recovering

IN MEMORIAM





# THE ANGELS & MLB REMEMBER

IN MEMORIAM

from World War II; he led the N.L. in runs as a rookie hitting in front of Ted Kluszewski, one of the biggest stars of the immediate postwar years, and playing alongside Joe Nuxhall, who was most famous for making his MLB debut as a 15-year-old during the war. Robinson ended his tenure in Cincinnati just as Pete Rose and Tony Perez were breaking in. Robinson built up the Orioles alongside fellow Hall of Famers Palmer and Brooks Robinson, and was a key player in the early career of manager Earl Weaver, who went on to become one of the iconic figures in late-20th-century baseball himself. Robinson ended his career playing with the young Nolan Ryan in California and the young Dennis Eckersley in Cleveland, and managed Hall of Famers like Eckersley, Cal Ripken Jr., and Vladimir Guerrero. Robinson was one of the last players to score a run off Sandy Koufax, in Game 2 of the 1966 World Series, and the last manager of the Montreal Expos and the first manager of the Washington Nationals. His uniform number, 20, has been retired by three different teams; apart from Jackie Robinson, whose no. 42 is out of circulation leaguewide, Nolan Ryan is the only other person to have been so honored.



**RED SCHOENDIENST**, who wore the Cardinals uniform longer than anybody else in the franchise's long and storied history and was the oldest living Hall of Famer, passed away last June 6th. He was 95.

He played for the Cardinals from 1945-56 and again from 1961-63.

He coached for the 1964 world champion Cardinals and managed the Cardinals from 1965-76, winning N.L. pennants in 1967-68 and a World Series in 1967.

After two years as an Oakland Athletics coach, Schoendienst returned as a Cardinals coach from 1977-1995, including stints as interim manager in 1980 and 1990, and after that, for more than 20 years, was a staple in uniform before every home game and in spring training as a special assistant to the general manager.

In total, he wore the "birds on the bat" for more than 60 years, with the highlight coming in 1989 when he was elected by the Veterans Committee to the Baseball Hall of Fame in Cooperstown, N.Y., joining his longtime friend, roommate and teammate Stan Musial.

Schoendienst, born on Feb. 2, 1923, in Germantown, IL, was signed by the Cardinals from a try-out camp in St. Louis in 1942. Ironically, he made his big-league debut in 1945 when Musial was in the Navy and even more ironically, he made that debut as a left fielder. As his career evolved, Schoendienst became known, besides his clutch hitting as a switch-hitter, for his defensive play at second base.

Schoendienst led the National League in fielding percentage at second base seven times, in addition to hitting better than .300 for a full season on five occasions and being named to 10 All-Star squads. His defensive percentage of .9934 in 1956 lasted as a National League mark for 30 years.

Schoendienst was surprised and crushed when he was dealt at the trading deadline in 1956 to the New York Giants in a nine-player deal that

brought shortstop Alvin Dark to St. Louis. But, a year and a day later, he was sent by the Giants to the Milwaukee Braves, whom he helped lead to pennants in 1957 and 1958 before being limited to just five games in 1959 after he had been beset by tuberculosis.

Counting his seasons with Aaron as a teammate, Schoendienst had the distinction of being teammates with Hall of Famers Musial, Hank Aaron, and Willie Mays of the Giants, just as those three had the distinction of being his teammate.

Schoendienst's career had taken form when he was named the International League Most Valuable Player in 1943 as he hit .337 for the Cardinals' Rochester Class AAA farm team and then he batted .373 in 25 games for Rochester the next year before going into the Army. He was discharged in 1945 due to a severe eye injury and an injured left shoulder and soon joined the Cardinals, making the team out of spring training.

After his year in the outfield, Schoendienst moved to second base in 1946, helping the Cardinals to their third World Series title in five years. He would be a staple at second base for the Cardinals for the next 10 years. His best offensive year came in 1953 when he finished second in the NL batting race, hitting .342 (193/564), two points behind Carl Furillo of Brooklyn.

Schoendienst also would manage the National League to All-Star victories in 1968 and 1969. He is the only person to have managed the Cardinals in four different decades. After his 12-season stint from 1965-76, Schoendienst finished out the 1980 season as manager and then managed in 1990 between the resignation of Whitey Herzog and the hiring of Joe Torre.

The "Redhead" achieved 1,041 victories as a Cardinals manager, second only to Tony La Russa. As a player, he hit .289 (2449/8479) for his career and his fielding average was an impressive .983.



**RUSTY STAUB**, the orange-haired outfielder who became a huge hit with baseball fans in two countries during an All-Star career that spanned 23 Major League seasons, died March 29th of last year. He was 73.

Affectionately dubbed "Le Grand Orange," Staub was a six-time All-Star and the only player in Major League history to have at least 500 hits with four teams. He became a huge hit with fans in the U.S. and Canada, most adored in New York and Montreal.

A savvy, reliable slugger with left-handed power and a discerning eye, Staub played from 1963 to 1985 and finished 284 hits shy of 3,000. He had three-and-a-half solid seasons with the Detroit Tigers and batted .300 (102/340) for the Texas Rangers in 1980.

He broke into the Majors as a teenager with Houston, lasted into his 40s with the Mets and spent decades doing charity work in the New York area.

He owned and operated two popular Manhattan restaurants that bore his name, and authored a children's book titled "Hello, Mr. Met!"

Staub was the first star for the expansion Montreal Expos in 1969, embraced by French-Canadian fans at Parc Jarry who appreciated that he





learned their language.

He made three straight All-Star teams with Montreal and hit a career-high 30 home runs for the last-place Expos in 1970. Though he spent only three full seasons in Montreal, plus a 38-game reunion in 1979, his No. 10 became the first uniform jersey retired by the team in 1993.

Long after the Expos moved to Washington and were renamed the Nationals before the 2005 season, he remains one of the most beloved players in franchise history.

Staub was traded to the Mets in 1972 and one year later helped lead them to a surprising N.L. pennant. Spurred by a now-famous rallying cry from reliever Tug McGraw — “Ya Gotta Believe!” — the Mets upset heavily favored Cincinnati, with Staub registering three home runs in the first four games of their best-of-five N.L. playoff.

Staub separated his right shoulder when he crashed hard into the outfield wall to make a fantastic catch in the 11th inning of Game 4. He sat out Tom Seaver’s decisive win in Game 5 and missed the World Series opener against Oakland, yet returned to the lineup the following game.

Barely able to make weak, underhand throws during the Series, he still batted .423 (11/26) with a home run, two doubles and six RBI as New York lost in seven games. In all, Staub hit .341 (14/41) with 11 RBI in his only postseason, a clutch and gritty performance that endeared him to Mets fans forever.

In 1975, he became the first Mets player to drive in 100 runs in a season, setting a club record with 105 that wasn’t broken until 1990.

New York traded Staub to Detroit in December 1975 and he made his final All-Star team with the Tigers in 1976. He had 121 RBI and finished fifth in A.L. MVP voting in ’78, becoming the first Major League player to play all 162 games in a season at designated hitter.

Staub re-signed with the Mets before the 1981 season and was a player-coach for them in ’82. Late in his career, often sporting black batting gloves and choking way up on the bat, he became one of baseball’s best pinch-hitters, tying an N.L. record in 1983 with eight consecutive pinch-hits and equaling a Major League mark with 25 pinch-hit RBI.

His final season was 1985, one year before the Mets won the World Series. After spending nine seasons with New York, he was inducted into the team’s Hall of Fame in ’86 and when he was honored at Shea Stadium, smiling ex-teammates such as Keith Hernandez and Darryl Strawberry wore long, orange wigs for the on-field ceremony.

Staub worked as an announcer on Mets television broadcasts from 1986-95. He was inducted into the Texas Baseball Hall of Fame in 2006 and the Canadian Baseball Hall of Fame in 2012.

At the end of his distinguished career, Staub founded the New York Police and Fire Widows’ and Children’s Benefit Fund. The charity has raised tens of millions of dollars and provided additional support to families of first responders killed in the line of duty.

Following the 9-11 terrorist attacks in 2001, Mets

players and coaches donated their entire salaries from their first game back, about \$450,000, to Staub’s foundation.

Staub also has helped serve up meals to thousands of hungry and homeless people at food pantries all over New York City through Catholic Charities, with funds from his annual golf tournament and wine auction dinner.

Playing mostly right field and some first base, too, Staub retired with a .279 (2716/9720) career average, 292 home runs and 1,466 RBI.

He was the only player with at least 500 hits for four teams (Astros, Expos, Mets and Tigers) and he joins Ty Cobb, Alex Rodriguez and Gary Sheffield as the lone players to homer in the Majors before age 20 and after 40.

Staub had a .362 career on-base percentage. He drew 1,255 walks and struck out only 888 times in over 2,951 games.



**BOB WAGNER**, a former executive who served with both the Angels and Anaheim Ducks, passed away last May 23rd. He was 60.

Known to his family and friends as “Bob”, “Wags” or “Daddy Wags”, Bob was a proud native of Seal Beach, CA.

Bob was a well-known executive in the Sports and Entertainment industry in the Southern California area for 35 years, working for organizations such as the Angels, Anaheim Ducks, the National Hot Rod Association, Cedar Fair Entertainment and the LA84 Foundation.

The ultimate accomplishment of his distinguished career in the sports world was in 2007 when the Ducks won the Stanley Cup.

A strong family man, Bob’s greatest personal honor was in 2011 when he was awarded “Father of the Year” by the American Diabetes Association of Orange County.

He volunteered and served on the boards of numerous organizations including CHOC Hospital, the Rose Bowl Legacy Foundation, Santa Margarita Catholic High School, Long Beach State Sports Advisory Council, the LA84 Foundation, and Special Olympics just to name a few. He also was a guest speaker, mentor and teacher at several MBA programs throughout the country specializing in Sports Management.

The Angels family also remembers others who worked or were affiliated with the organization we lost in recent months: **STACEY DONOVAN** — daughter of former Los Angeles Times sportswriter Pete Donovan, **KEN HAMILTON** — Event Staff Captain, **NICK O’LOUGHLIN** — former Angels minor leaguer and San Bernardino County Sheriff’s Department Deputy, **JERRY TOBOLSKI** — Usher and **RANDY WINGFIELD** — Parking Cashier Captain.





# MEDIA INFORMATION GUIDELINES



**ANGELS COMMUNICATIONS DEPARTMENT**  
2000 GENE AUTRY WAY • ANAHEIM, CA 92806  
(714) 940-2014 • @LAANGELSPR

MEDIA GUIDELINES



Tim Mead



Eric Kay



Adam Chodzko



Matt Birch



Grace McNamee

**ADMISSION TO ANGEL STADIUM:** Media will need to enter through Gate 3, located to the right of the Angels Team Store at the Home plate Gate. The Media Entrance opens five hours prior to game time (four hours prior to day games).

**CREDENTIALS:** To obtain season-long and daily media credentials, an application must be submitted via the MLB credentialing website, [credentials.mlb.com](https://credentials.mlb.com) by the outlet affiliation manager. Credentials will be issued only to legitimate newsgathering agencies. For daily credentials, requests, which also must be made through MLB's credential website (<https://credentials.mlb.com>), are required to be made at least 24 hours in advance of weekday games and by 5 p.m. on the previous Friday for weekend games. **Credentials will be available for pickup at Angel Stadium's Ticket Will Call window number 26, which is located at the Home Plate Gate and opens four hours prior to game time (three hours before day games).** Please make certain all credential requests are confirmed by the Communications office prior to arrival at the stadium. Identification will be required to claim the passes. Media members with BBWAA credentials should notify Angels Communications when planning to cover a contest to reserve a seat in the press box. **ALL CREDENTIALS ARE NON-TRANSFERABLE; ANY UNAUTHORIZED USE WILL BE CAUSE FOR CONFISCATION OF CREDENTIAL AND EJECTION FROM ANGEL STADIUM.**

**PARKING:** Media must enter Angel Stadium through the Orangewood Media/VIP/Bus entrance and park in designated parking areas. Parking is free of charge with valid credentials. **Season credential holders will be required to present their Angels season credentials at the entrance of the media parking lot to be scanned prior to entry.** If attending on a single game basis, parking is included with approval of your daily credential request. Media members attending on a daily credential basis will have their names placed on the club's media parking list. If arrangements are not made, a parking fee may be charged and no refunds can be given.

**PRESS BOX:** The Press Box is located on the Club Level. After entering through Gate 3, proceed to the elevators located behind the Red Awning on your left. Take the elevator up to the Club Level (number 4), make a right out of the elevator and proceed down the 1st base side concourse to the Press Box at sections 344-345.

## ANGELS PRESSBOX ONLINE

In an effort to make Angels information more accessible to the media while also protecting our environment, the Angels Communications department provides all season and game information online at [angelspressbox.com](https://angelspressbox.com) and on Twitter, @LAAngelsPR.

You can also follow the Angels on Instagram, Twitter and Facebook:  
Instagram: @Angels Twitter: @Angels facebook.com/angels

# MEDIA INFORMATION GUIDELINES



**PRESS CLUB (MEDIA DINING):** After entering through Gate 3, proceed to your left to the elevators located at the Red Awning. Take the elevator up to the Club Level (number 4), make a right out of the elevator and proceed through the glass doors and into the Press Club. Prior to each home game, media with season, MLB, or single game credentials are welcome to dine in the Press Club. There will be a \$12.00 fee charged for each meal. Refreshments are also available during the game through the seventh inning. Press Club usage is limited to those with proper credentials. It is impossible to accommodate family members, friends or guests. **NO ONE UNDER 18 years of age** will be permitted in the Press Club. As a professional courtesy, we ask that you dress in appropriate business attire. Any abuse of these privileges may cause forfeiture of credentials.

The Press Club will also serve as an overflow press working area.

**CLUBHOUSE AND FIELD ACCESS FROM CLUB LEVEL:** Ramp #5, located on the first base side of the Club Level by the escalator at section 335 can be used for Field/Clubhouse access via the stairwell. The Angels clubhouse is open 3-1/2 hours prior to game time and will remain open until one hour before game time. Both clubhouses will also open approximately 10 minutes following the conclusion of the game. The visiting clubhouse is governed by the visiting club. The Umpires Dressing Room is off-limits to the media. If a comment or interpretation from the umpire crew chief is needed, a pool reporter may be assigned.

**INTERVIEW ROOM:** Following each home game, the Angels manager is scheduled to meet with the media approximately 10 minutes after the final out in the club's interview room. Media wishing to participate should enter through the doors directly across from the clubhouse elevators.

**PHOTOGRAPHY:** Photo credentials are issued in the same manner as media credentials. Due to limited photo locations, it is impossible to allow freelance photographers or photo wire services access unless assigned by a legitimate newsgathering agency.

**INTERVIEWS:** Requests for interviews needing advance preparation or special accommodation by an Angels player or staff member are to be directed to the Angels Communications Department. This includes all live television interviews for pre-game and post-game as well as all on-field requests prior to batting practice.

**NO AUTOGRAPHS:** ANY MEMBER OF THE MEDIA REQUESTING AUTOGRAPHS OR PERSONAL PHOTOGRAPHS FROM PLAYERS OR COACHES WILL HAVE PRESS ACCESS REVOKED.

We hope these guidelines will assist you in your coverage of the Angels and Major League Baseball at Angel Stadium. Please do not hesitate to contact us if you need additional assistance.

## ANGEL STADIUM PRE-GAME SCHEDULES

### 1:07 GAME TIME

Angels Stretch	10:45 - 11:00
Angels BP	11:00 - 11:45
Visitors BP	11:45 - 12:25
Grounds Crew	12:30 - 1:00

### 4:15 GAME TIME

Visitor's Early BP	11:10 - 12:10
Angels Early BP	12:10 - 1:10
Angels Stretch	1:55 - 2:10
Angels BP	2:10 - 2:55
Visitors BP	2:55 - 3:35
Grounds Crew	3:40 - 4:10

### 5:05 GAME TIME

Visitor's Early BP	12:00 - 1:00
Angels Early BP	1:00 - 2:00
Angels Stretch	2:20 - 2:30
Angels BP	2:30 - 3:30
Visitors BP	3:30 - 4:15
Grounds Crew	4:15 - 5:00

### 6:07 GAME TIME

Visitor's Early BP	1:00 - 2:00
Angels Early BP	2:00 - 3:00
Angels Stretch	3:20 - 3:30
Angels BP	3:30 - 4:30
Visitors BP	4:30 - 5:15
Grounds Crew	5:15 - 6:00

### 7:07 GAME TIME

Visitor's Early BP	2:00 - 3:00
Angels Early BP	3:00 - 4:00
Angels Stretch	4:20 - 4:30
Angels BP	4:30 - 5:30
Visitors BP	5:30 - 6:15
Grounds Crew	6:15 - 7:00





# MEDIA INFORMATION GUIDELINES

## メディア情報の案内

### エンゼルス・スタジアムへの入場:

メディアはエンゼルスのホーム・プレート・ゲートにあるチーム・ストアの右横、ゲート3から入場して下さい。メディア用入り口は試合開始5時間前に開きます。(デイ・ゲームは4時間前)

### メディア・パス:

シーズン・パス、またはデイ・パスを取得するには各メディア媒体のマネージャーが MLB メディア・パス申請サイト [credentials.mlb.com](https://credentials.mlb.com) にて申請書を提出する必要があります。メディア・パスは合法的なニュース収集機関にのみ発行されます。デイ・パスの申請は、同サイト (<https://credentials.mlb.com>) で申込みが出来ますが、週日の試合は最低24時間前、週末の試合は金曜日の午後5時までに申請書を提出する必要があります。球場に到着する前にメディア・パスの申請が球団広報部によって受理されている事を確認して下さい。パスの受け取りには身分証明書が必要です。BBWAA 資格を持つメディアの方は記者席に座席を確保する為、Angels Communications に通知する必要があります。全てのメディア・パスは他人へ譲渡する事は出来ません。不正な使用をした場合、メディア・パスの没収と球場退場の原因となります。

### 駐車場:

メディアは Orangewood Media / VIP / Bus Entrance の入口から入場し、指定された駐車場に車を駐車して下さい。有効なメディア・パスをお持ちの方には駐車場は無料です。

駐車場の入場と共にシーズン・パスがスキャンされます。試合毎に来場される方はデイ・パスの申請許可と共に駐車場の入場が可能です。(駐車場のゲートにリストがあります。)申請がされていない場合、または許可が下りていない場合、駐車料金を支払う場合もあります。その際、駐車料金の払い戻しはありません。

### PRESS BOX (記者席):

記者席はクラブ・レベルに設置されています。ゲート3から入場後、左側の赤いテントの裏にあるエレベーターを使用しクラブ・レベル(4階)まで上がります。エレベーターを右に出てコンコースを1層側に進むとセクション344-345に記者席があります。

### PRESS CLUB (記者クラブ・メディア食堂):

記者クラブはクラブ・レベルに設置されています。ゲート3から入場後、左側の赤いテントの裏にあるエレベーターを使用しクラブ・レベル(4階)まで上がります。エレベーターを右に出てガラス扉を通ってプレス・クラブに入ります。地元での試合前、シーズン・パス、MLBパス、またはデイ・パスのメディアはプレス・クラブを利用したの食事が出来ます。プレス・クラブの利用料金は\$12です。試合の7回までは軽食(スナック等)や飲み物が用意されています。プレス・クラブはメディア・パスの無い方は利用できません。家族、友人、お客様はお断りさせて頂いています。18歳未満の入室は禁止されています。また他の方々への礼儀として適切な服装(ビジネス・アタライ)での入室をお願い致します。尚、これらの特権を乱用した場合にはメディア・パスの没収となります。記者席が満席となった場合、プレス・クラブは臨時の記者席となります。

### クラブハウスとクラブ・レベルからフィールドへのアクセス:

階段を利用される方は1層側クラブ・レベルのセクション335近くにあるエスカレーター横の5番ランプを利用してフィールドまたはクラブハウスにアクセス出来ます。エンゼルスのクラブハウスは試合開始3時間前から1時間前まで開いています。また、両クラブハウスは試合終了10分後に開きます。ビジター・クラブハウスはビジター・チームの管理下にあります。審判室はメディアの立入禁止となっています。主審判(クルー・チーフ)からコメント等が必要な場合はプール記者が代表となります。

### インタビュー・ルーム:

エンゼルス・スタジアムでの試合終了後(最終アウト後)ブラッド・オースマス監督はメディアと10分間の会見を球団のインタビュー・ルームで行います。出席されるメディアはクラブハウスのエレベーター前のドアから入って下さい。

### 写真:

カメラマンのパスはメディア・パスと同様に <https://credentials.mlb.com> にて申請して下さい。カメラ位置は限られているのでフリーのカメラマンや写真通信社は合法的なニュース収集機関からの取材依頼が必要です。

### インタビュー:

エンゼルスの選手またはスタッフから事前に準備が必要なインタビューまたは特別な依頼は球団広報部にご連絡ください。試合前後のインタビューの生中継、またはパッチング練習前のフィールドでのリクエストも含まれます。

### 選手からのサイン:

個人用の写真やサインを選手やコーチに依頼するメディアはパスを没収されます。

これらのガイドラインによってメディアの方々エンゼルスの取材、またメジャー・リーグ・ベースボールの取材に役立てる事を願っています。助力が必要な場合にはご連絡ください。

### エンゼルスのオンライン記者席

メディアの皆様がエンゼルスの情報をアクセスしやすい様に、そして環境にも優しい様にエンゼルスのコミュニケーションズ部はシーズンや試合情報をオンラインで利用可能にしています。angelspressbox.com または Twitter で @LAAngelsPR でアクセス出来ます。他に Instagram や Twitter、Facebook でもエンゼルス情報をフォロー出来ます。

# FRONT OFFICE





## ARTE & CAROLE MORENO

### OWNERSHIP

In May of 2003, Arte and Carole Moreno were introduced as the third owners in Angels' franchise history and their impact was immediate. The Morenos have guided the franchise to six A.L. West Division titles and 16 consecutive seasons drawing over three million fans, resulting in a total home attendance of nearly 50 million fans. In July of 2018, Arte received the distinct honor of being elected to the Board of Directors for the National Baseball Hall of Fame and Museum in Cooperstown, NY.

The Moreno's focus is balanced between baseball, business operations and fan experience. In 2009, the Halos were voted the top franchise in professional sports in "Fan Value and Experience" in a fan poll by ESPN and The Magazine. In the poll, the Angels ranked in the top three among Major League teams for 10 consecutive seasons (2003-2012).

During their tenure, Arte and Carole's support of the baseball operations department has resulted in the acquisition of many key players, including three-time N.L. MVP Albert Pujols, nine-time Gold Glover Torii Hunter, 2009 World Series MVP Hideki Matsui, 2005 A.L. Cy Young Award winner Bartolo Colon, newly-elected Hall of Famer Vladimir Guerrero, four-time Gold Glove winner Andrelton Simmons and several others. In 2014, the Morenos signed two-time A.L. MVP Mike Trout to a six-year contract extension and committed to a five-year deal with Justin Upton following the 2017 campaign. In December of 2017, two-way player Shohei Ohtani agreed to sign with the Angels after starring in Japan.

Since purchasing the Club on May 22, 2003, the Angels have logged a 1372-1176 record (.538 winning pct.). During the family's tenure, the organization has continued to cultivate players from its farm system. Their dedication has paid dividends in the development of significant current players such as Trout, Gold Glove outfielder Kole Calhoun, David Fletcher, Keynan Middleton, Cam Bedrosian and Jaime Barria.

Over the past 16 years, Carole and Arte have strengthened the Club's commitment to local communities and beyond. In 2004, the Morenos established the Angels Baseball Foundation concentrating on investments in education, health care, arts & sciences and community-related youth programs to experience the positive attributes of baseball. The Foundation distributes annual grants to various youth programs within Southern California. The Angels Scholars program works with the Orange County Office of Education and the college preparatory AVID program to award several annual college scholarships.

In 2010, the Angels were privileged to host their third All-Star Game (also 1967 & 1989). In conjunction with MLB's All-Star Legacy Fund, the foundation funded renovation of softball fields at Anaheim's Pioneer Park (into the MLB Angels All-Star Complex) as well as the special-surfaced field for the Miracle League of Orange County for disabled youth. The Foundation regularly donates tickets, memorabilia and ballpark experiences to the various groups and fundraisers.

In addition to their responsibilities with the Angels and various committees within MLB, the Morenos were part of ownership of the former Single-A Salt Lake Trappers of the Pioneer League. Under their leadership, the Trappers won three championships. Arte and Carole were also original investors in the Arizona Diamondbacks (including their 2001 World Series championship) and in a partnered ownership of the NBA's Phoenix Suns.

The Moreno family is also active in their own philanthropic efforts. In 1997, they established the Moreno Family Foundation to support nonprofit organizations focusing on youth and education as well as investing in educational scholarships in K-8, high school and college. Their favorite charities include St. Vincent de Paul, St. Mary's Food Bank, the Barrow Neurological Institute, Boys & Girls Clubs, UMOM Homeless Shelters, American Heart Association and Fresh Start Women's Foundation. The Morenos were previously members of the Little League Foundation's Board of Trustees, which assists Little Leagues in every state and more than 70 other countries.

Carole was born in Reno, NV, and moved often as the daughter of a career Air Force man. She spent much of her youth in Fredonia, KS, and went on to earn a degree in journalism from the University of Kansas. Arte is a native of Tucson, AZ, and served his country in Vietnam as a member of the U.S. Army. After his tour of duty, he attended the University of Arizona, graduating with a degree in marketing. In 2005, Time Magazine selected Moreno as one of the '25 Most Influential Hispanics in America.' Arte and Carole are the parents of three children.





## DENNIS KUHL

### CHAIRMAN

Dennis Kuhl begins his 16th season with the Angels after joining the Club on November 10, 2003. He was initially appointed as the Angels' seventh President before a promotion to Chairman on November 14, 2009. Kuhl's focus centers on renewed efforts in the area of civic affairs and community outreach. Kuhl also oversees the Angels' flagship radio station KLAAM830.

Under his leadership, the Angels have shown tremendous growth and advancement in key business initiatives, including sponsorship and marketing revenues, as well as nationwide expansion and promotion of the Angels' brand. Kuhl also played a key role in working with Major League Baseball in hosting of the 2010 All-Star Game.

Kuhl is actively involved in several Southern California charities. He serves as president of the "Light the Night" event which supports the Leukemia and Lymphoma Society and is a founding board member of The Pacific Club IMPACT Foundation/Lott Trophy. Kuhl works with Susan G. Komen for the Cure serving as one of the "Pink Tie Guys," a select group of advocates speaking out to find a cure for breast cancer. Additionally, he serves on the advisory boards for the South County Outreach, Anaheim YMCA, Rivals For The Cure, Irvine Public School Foundation and the Angels Baseball Foundation Board of Directors.

A champion of community involvement, Kuhl's efforts span across Orange County and beyond. He is a member of the Board of Governors at Chapman University and on the board of directors for several nonprofits: The Children's Education Foundation of Orange County, the Los Angeles Sports Council, Boys and Girls Club of Anaheim, The Tiger Woods Foundation, the Noble Vikings Charity of Orange County, the Literacy Project Foundation and the Alzheimer's Association of Orange County & Newport Beach.

In 2014, Kuhl served as a co-chairperson for the United Cerebral Palsy Golf Classic and a co-chairperson for the annual Red, White & Greens Golf Tournament to benefit the Susan G. Komen Foundation.

A Boonton, N.J. native, Kuhl graduated from the University of Arizona in 1970 with a degree in business administration. In honor of his late father, he established the Bud Kuhl Wood Bat Invitational in 2007 with annual proceeds donated to local charities. Kuhl also initiated scholarships in his father's name to the Eller School of Management at the University of Arizona. In 2009, he was named the "Business Man of the Year" by the Anaheim Chamber of Commerce. Kuhl currently resides in Newport Beach.





## JOHN CARPINO

### PRESIDENT

John Carpino was named the eighth president in Angels' history November 14, 2009. He oversees all areas of business, sales, marketing, finance and communications. Carpino's top priority is fan value and experience in all areas of the game including concessions, merchandise, promotions and ticketing. As the principal executive in charge of business operations, he has helped welcome over three million fans through Angel Stadium turnstiles for 16 straight seasons. He was also an integral part of the Angel Stadium hosting the 2010 MLB All-Star Game, and was involved in the negotiations for the extension of the Club's television agreement with FOX Sports West. *ESPN The Magazine* rated the Angels as the #1 MLB franchise in nine of Carpino's first 11 years with the organization.

The Chicago native continues to create value for fans, focusing not only on the game inside the lines, but on the entire ballpark experience. He has guided the Angel brand with a focus on affordable pricing while providing a quality family environment, including continual stadium improvements and enhancements. Under his leadership, Carpino's staff has established Angel Stadium as one of the premiere destinations in California for non-baseball events such as concerts, Supercross, Monster Truck and corporate events.

As one of the initial executives appointed by Owner Arte Moreno after purchasing the Club, the 2019 season marks Carpino's 16th with the team, having previously held the post of senior vice president. Carpino has led the Angels to unprecedented financial growth in sponsorship, marketing and ticketing. He oversaw the general manager selection processes in 2011 & 2015 and has assisted in the acquisition of high-profile players such as Albert Pujols, Andrelton Simmons and Shohei Ohtani.

He has created a stronger, more viable partnership with Los Angeles-based radio and television partners, and oversees KLAAM 830, the radio flagship of the Angels. His vision and creativity have brought an emphasis on the Angels' heritage with a reintroduction of the Club's Hall of Fame with yearly inductees, hosting of fan events and celebration of team history. Popular giveaways have included several world record-breaking items and those showcasing the popularity of the Rally Monkey. His efforts continue to create a brand that connects socially and in sync with current cultural trends.

Carpino's promotion followed six seasons as the Angels Senior Vice President of Sales and Marketing during which he oversaw all aspects of marketing, promotions and ticket sales. He began his professional career in 1982 in the billboard industry, including stints in Tucson, Chicago, Phoenix and Los Angeles. In 1985, he joined Moreno at Outdoor Systems, a billboard company (which later became Viacom Outdoor in 2000 and CBS Outdoor in 2005) and spent 18 years in the Phoenix and Los Angeles markets. Carpino oversaw \$200 million in sales for the western region.

Carpino is a 1982 graduate of the University of Arizona with a degree in business administration. He has served on CHOC Children's Foundation Board of Directors as well as the Executive Board for the Orange County United Way. In 2017, he was inducted into the National Italian American Sports Hall of Fame.

He and wife Elizabeth are involved in numerous charitable efforts throughout Southern California and support the Angels Baseball Foundation. John and Elizabeth have three children and reside in Laguna Beach.

### PRESIDENTS OF THE ANGELS

John Carpino .....	2009 -
Dennis Kuhl .....	2003-2009
Paul Pressler .....	2002
Tony Tavares .....	1996-2001
Richard Brown .....	1990-1996
Gene Autry .....	1978-1990
Red Patterson .....	1975-1977
Robert (Bob) Reynolds .....	1961-1974





## **BILL BEVERAGE**

### **CHIEF FINANCIAL OFFICER**

Bill Beverage enters his 16th full season as the Angels Chief Financial Officer after joining the organization in November 2003. As CFO, his duties include managing the day-to-day finances of the organization.

Prior to his current position, Beverage served as both controller and CFO during his 18-year career in the outdoor advertising industry.

Before he entered the outdoor advertising industry, Beverage was an auditor with Arthur Young after graduating from the University of Alabama with a Bachelor of Science degree in accounting. Bill and his wife reside in Phoenix, AZ.



## **MOLLY JOLLY**

### **SENIOR VICE PRESIDENT, FINANCE & ADMINISTRATION**

Molly Jolly became the highest ranking woman in the Angels organization in just her third year with the team (2003) and remains an integral part of the primary operations of the Club. She is in her 19th season with the Angels as Senior Vice President, Finance & Administration. Molly spent three years (2001-03) as Director of Finance for the Angels and Anaheim Ducks before her current appointment.

A native of Naples, Florida, Molly oversees all financial matters, including strategic initiatives, reporting and planning, budgeting, accounting and payroll. She is also responsible for office administration, including legal and risk management, human resources and information services. Additionally, she oversees financial operations at Angel Stadium for non-baseball events such as Supercross, Monster Jam and concerts.

Before joining the Angels and Ducks in 2001, Molly spent 11 years working for the Atlantic Richfield Company (ARCO), including six years (1989-94) at ARCO Alaska in Anchorage, serving as an Inventory Accountant, Financial Analyst and Electronic Commerce Manager. In 1994, Molly was transferred to ARCO Corporate in Los Angeles where she worked as an Internal Control Advisor and Project Manager. She was promoted in 1996 to Financial Manager and Strategic Planning Senior Consultant for the ARCO Products Company. Molly began her career in 1988 as an auditor for Arthur Anderson LLP in Boston, MA.

A 1988 graduate of Holy Cross with a Bachelor of Arts degree in Economics/Accounting, Molly graduated from the Anderson School at UCLA with a master's degree in Business Administration in 1999. Molly is a Board Member and 2nd Vice Chair for the Girl Scouts of Orange County and a past Board Member and Treasurer for CASA (Court Appointed Special Advocates) and Friends of CASA, as well as a sustaining member of the Junior League of Orange County. In 2016, Molly chaired the Friends of CASA Holiday Luncheon and Fashion Show and in 2011, she was nominated as 'Chief Financial Officer of the Year in Orange County' by the *Orange County Business Journal*. She and husband Burt reside in Villa Park.





## TIM MEAD

### VICE PRESIDENT, COMMUNICATIONS

Tim Mead begins his 40th season in the Angels organization and 22nd as Vice President of Communications. He oversees media relations, publicity and broadcasting for the Club.

Before his current appointment, Mead spent four seasons as assistant general manager (1994-97) under former GM Bill Bavasi.

Mead began his career with the Angels as an intern in the Public Relations Department in 1980. He was appointed director of media relations in 1985 and later named assistant vice president of media relations in 1991. During his tenure in media relations, Mead and his staff have been responsible for the handling of media during eight of the Angels' nine postseason appearances, the 1989 and 2010 All-Star Games at Angel Stadium and the Halos memorable World Series run in 2002.

Mead was the recipient of the 2000 Robert O. Fishel Award for PR excellence, recognizing the "active non-uniformed representative of Major League Baseball whose ethics, character, dedication, service, professionalism and humanitarian efforts best represent the standards propounded by Robert O. Fishel." In 2018, he received the Distinguished Service Award from the Orange County Public Relations Society of America (OCPRSA). He was honored in May 2005 with the first Distinguished Alumnus Award for Athletics by his alma mater Cal Poly Pomona. Mead was also honored in 2012 by the American Diabetes Association and the Orange County Father's Day Council as one of four Father of the Year recipients. The award, given annually since 1999, is bestowed to 100 men from across the nation who "portray and epitomize family, citizenship, charity, civility and responsibility in their everyday lives."

In April 2002, Mead took part in the Joint Civilian Orientation Conference (JCOC) designed by the Department of Defense. He was one of 60 civilians chosen by the Pentagon to attend the conference, traveling to the Pentagon, Norfolk Naval Air Station in VA, Sheppard Air Force Base, Sheppard, Texas, Fort Bragg and Camp Lejeune, NC and Ofutt Air Force Base in Omaha, Nebraska to see the United States Strategic Command Center. The trip is designed to present a clearer picture and understanding of the military to civic and community leaders across the country.

The Athens, Greece native is a 1980 graduate of Cal Poly Pomona with a BS in communications. He is a member of the board of directors for the Ronald McDonald House (Orange, CA) and assists other charitable groups and programs such as Amigos de los Niños, Sunburst Youth Academy and Gang Reduction Intervention Program (GRIP) in Orange County. Mead also serves on the advisory committee for the sports management program at Long Beach State. He and wife Carole have one son, Brandon, and became grandparents in the fall of 2018.





## NEIL VISERTO

**VICE PRESIDENT, SALES**

Beginning his 11th season with the Club, Viserto is the Angels Vice President of Sales. He oversees sales and marketing of tickets, premium suites, corporate sponsorship and new media. He previously served as the Angels Director and Senior Director of Corporate Sales during his tenure with the team beginning in 2009. Under Viserto's guidance, the Club has seen substantial growth in corporate sponsorship as well as a broader scope of business ventures. In 2018, the Halos drew over

three million fans for the 16th consecutive season.

Prior to joining the Angels, Neil held several executive positions in television and sports including sales management positions at WJLA/ABC in Washington, DC; KMEX/Univision in Los Angeles and served as Vice President of Broadcast & Marketing for the Washington Redskins and Vice President, Sportslink LA, a division of Adlink Cable Sports sales.

He began his working career as an institutional money market broker for Noonan, Astley & Pearce in New York City before heading to the television and sports industries. Born in NYC, Viserto is a 1986 graduate of Colgate University with a Bachelor of Arts in Economics. Neil and wife, Susan, reside in Yorba Linda, CA with their two children.



## ABOUT THE RALLY MONKEY

**BORN:** June 6th, 2000

**GAME VS:** San Francisco Giants

**ORIGIN:** With the Angels trailing 3-0 in the sixth inning of a game against the San Francisco Giants (June 6, 2000), the Angels' game presentation staff spontaneously created the Rally Monkey phenomenon. Here's how: The entertainment staff members had a video clip of a monkey jumping up and down in their stock footage and, on the spur of the moment, decided to put the words "Rally Monkey" over the clip and show it on the Jumbotron. After showing the clip, the Angels rallied for a run, so the clip was shown again when the Angels were up in the seventh and eighth innings. In the ninth inning, with the Giants ahead, 5-4, the Giants brought in their closer Robb Nen. The Rally Monkey clip was repeated several more times in the ninth and the Angels rallied to beat the Giants, 6-5.

**RULES:** Rally Monkey etiquette requires that the video is only displayed in the sixth-inning-or-later with the game tied or the Angels behind.





## BILLY EPPLER

### GENERAL MANAGER

Billy Eppler enters his fourth campaign in 2019 as the Angels General Manager. He was named the 12th GM in team history on October 4, 2015, agreeing to a four-year contract through 2019. Eppler oversees all aspects of the Club's baseball operations and

reports to Owner Arte Moreno.

In 2018, the Angels finished 80-82 for a second straight campaign with Eppler and the baseball operations staff navigating several injuries once again. The Halos made a club-record 290 transactions (40-man roster) from Opening Day until the end of the season.

The 2018 off-season was filled with activity for the Halos and Eppler. On October 21st, Brad Ausmus was named the 17th manager in team history with a three-year deal. With a focus on depth and experience for 2019, Eppler signed veteran pitchers Matt Harvey, Trevor Cahill and Cody Allen as well as catcher Jonathan Lucroy. A trade for versatile Tommy La Stella and the signing of a lefty power-bat in Justin Bour further strengthened the 2019 roster.

Under Eppler's guidance, the Club has reinvigorated the minor league system with a draft focus on athletes. The approach has resulted in strong prospects including OF Jo Adell, OF Brandon Marsh, RHP Griffin Canning and OF Jordyn Adams.

Eppler, 43, is a native of San Diego, CA. He graduated from the University of Connecticut with a finance degree in 1998 and began his sports career as an intern in the Washington Redskins Scouting Department. He started his baseball career with the Colorado Rockies organization, where he was hired in 2000 as an area scouting supervisor for Southern California. He would eventually join the front office in 2003 as the Assistant Director of Pro Scouting & Player Development (2003-2004).

From 2004 thru 2015, Eppler worked his way up the New York Yankees Baseball Operations Department. He was initially hired as the Assistant Director of Baseball Operations on November 1, 2004. Eppler would eventually be promoted to Director of Professional Scouting (2006-09) and again as the Senior Director of Professional Personnel (2010-11). He finished his fourth season as Yankees Assistant General Manager and first as Vice President in 2015. While assisting General Manager Brian Cashman, his responsibilities included player acquisitions, roster composition & management, staffing & personnel and player contract negotiations. In addition, he oversaw all phases and personnel in the Yankees' Major League and Professional Scouting Departments both domestically and internationally.

Eppler and wife, Catherine, have two sons and reside in south Orange County.

### ON THE MOVE

Some notable transactions made by Billy Eppler in his tenure as Angels' GM...

Jan. 20, 2019	Agreed to terms on a 2019 contract with RHP Cody Allen
Dec. 21, 2018	Agreed to terms on a 2019 contract with RHP Matt Harvey
Dec. 20, 2018	Agreed to terms on a 2019 contract with RHP Trevor Cahill
Nov. 29, 2018	Acquired INF Tommy La Stella from Cubs in exchange for PTBNL (LHP Lillis-White)
Oct. 21, 2018	Named Brad Ausmus 17th manager in team history
Dec. 15, 2017	Signed INF Zack Cozart to three-year contract
Dec. 8, 2017	Signed RHP/DH Shohei Ohtani from Japan
Nov. 2, 2017	Agreed to terms on five-year contract with OF Justin Upton
Nov. 12, 2015	Acquired INF Andrelton Simmons from Atlanta in exchange for INF Erick Aybar, LHP Sean Newcomb and RHP Chris Ellis

### DID YOU KNOW?

18 players on the Angels' 40-man roster (entering 2019 Spring Training) were acquired via trade or waiver claim with Eppler as GM.

## EPPLER'S CAREER TIMELINE

2015-	Angels General Manager	2004-2005	Yankees Assistant Director of Baseball Ops
2015	Yankees Vice President, Assistant General Manager	2003-2004	Rockies Assistant Director of Pro Scouting & Player Development
2012-2014	Yankees Assistant General Manager	2000-2002	Rockies Area Scouting Supervisor (CA)
2010-2011	Yankees Sr. Director of Professional Personnel		
2006-2009	Yankees Director of Professional Scouting		

## ANGELS GENERAL MANAGERS

<b>Billy Eppler</b>	<b>Oct. 4, 2015 - Present day</b>	Dan O'Brien	May 1, 1991 - Sept. 17, 1993
Bill Stoneman	July 1, 2015 - Oct. 4, 2015	Mike Port	Sept. 1, 1984 - Apr. 30, 1991
Jerry Dipoto	Oct. 29, 2011 - July 1, 2015	E.J. "Buzzie" Bavasi	Oct. 24, 1977 - Sept. 1, 1984
Tony Reagins	Oct. 16, 2007 - Sept. 30, 2011	Harry Dalton	Oct. 27, 1971 - Oct. 24, 1977
Bill Stoneman	Nov. 1, 1999 - Oct. 16, 2007	Dick Walsh	Oct. 1, 1968 - Oct. 27, 1971
Bill Bavasi	Jan. 12, 1994 - Oct. 1, 1999	Fred Haney	Dec. 8, 1960 - Oct. 1, 1968
Whitey Herzog	Sept. 18, 1993 - Jan. 11, 1994		




## STEVE MARTONE

### ASSISTANT GENERAL MANAGER

Steve Martone (mar-TONE), 38, came to the Angels in 2016 following nine years in baseball operations with the New York Yankees, including the 2009 World Championship campaign. From 2014-15, he served as Yankees Manager of Professional Scouting.

Originally hired by New York in April of 2006 as a baseball operations intern, Martone was promoted to Assistant of Baseball Operations in December that same year. In that capacity, he focused on player tracking & data collection, research for arbitration & grievances as well as technology initiatives. In March of 2014, Martone was promoted to Manager, Professional Scouting where he dealt with 40-man roster composition, departmental budget, MLB depth charts and targeting of players.

The Houston, TX native graduated from the University of Houston in 2005. Martone and wife, Laura, have three children.



## JONATHAN STRANGIO

### ASSISTANT GENERAL MANAGER

Jonathan Strangio, 30, enters his eighth year with the Angels in 2019, fourth as Assistant General Manager. Following the 2014 season, Strangio moved up to Manager, Major League Operations where his responsibilities included 40-man roster construction, rules and CBA compliance, baseball analytics, salary arbitration, and contract negotiation. He joined the Club as a baseball operations intern in 2012 before a promotion to Coordinator, Baseball

Operations after the 2012 campaign.

A native of Long Island, NY, Strangio graduated from Harvard University in 2010 where he was a four-year varsity pitcher on the Crimson's baseball team. Upon graduation, he was hired by the New York Mets as a baseball operations intern. Strangio and wife, Alexandra, reside in Los Angeles, CA.



## ANDREW BALL

### DIRECTOR, BASEBALL OPERATIONS

Andrew Ball, 30, enters his third season with the Angels in 2019 as Director of Baseball Operations. In his role, Ball is involved in all areas of baseball operations with a focus on Major League roster management, player contracts, player procurement, and salary arbitration.

Ball came to the Angels after three seasons in the Baseball Operations Department of the Tampa Bay Rays. Initially hired as an advance scouting intern, he was promoted to Baseball Operations Assistant in October of 2014 and to Assistant Director, Pro Scouting in September of 2016. Prior to that, Ball got his start in baseball operations with the York Revolution, an independent team in the Atlantic League. During his tenure, York captured the 2011 Atlantic League Championship and saw 14 players signed by affiliated organizations.

A native of Orwigsburg, PA, Ball attended Gwynedd-Mercy College where he graduated with a business degree and pitched for the Griffins' baseball team. He currently resides in Newport Beach.





## MATT SWANSON

### DIRECTOR, SCOUTING

Matt Swanson enters his third campaign with the Angels after serving as the St. Louis Cardinals' Midwest Crosschecker for three seasons (2014-16). He was the Cardinals' Northern California Area and Pacific Northwest Area Scout for five years prior to being promoted to crosschecker. During his tenure with St. Louis, he was the signing scout for big leaguers Stephen Piscotty, Marco Gonzales, Kolten Wong and Kyle Barraclough, among others.

Swanson, 36, pitched professionally as a reliever for the Pittsburgh Pirates farm system from 2005-07, compiling 10 wins, a 3.93 ERA and 32 saves in 108 career games. He was selected by the Pirates in the 13th round of the 2005 June Amateur Draft out of the University of California, Berkeley.

During his time with Cal (2001-05), he became a key bullpen fixture as a junior and emerged as a senior, posting a 1.66 ERA in just under 50 innings in his final collegiate campaign. The 2005 Cal team included future big leaguers Brennan Bosch, Allen Craig, Brandon Morrow and Josh Satin.

A native of Los Gatos, CA, Swanson and his wife, Sara, reside in Texas with their two daughters, Abigail and Leah, and son, Luke.



## NATE HOROWITZ

### DIRECTOR, PROFESSIONAL SCOUTING

Nate Horowitz was promoted to his current role in October of 2016. Horowitz oversees the day-to-day operations of the pro scouting department, and advises the office of the general manager on all manners of player acquisition. He previously worked in amateur scouting, where he assisted in the management of the draft process.

Horowitz, 30, began his baseball career in 2011 as an intern in the baseball operations department of the Arizona Diamondbacks, focusing on advance scouting, the amateur draft, and the arbitration process. In 2010, Nate served as the 16U National Team Coordinator for USA Baseball in Durham, NC. The Newton, MA native received his bachelor's degree in economics in 2010 from the University of North Carolina at Chapel Hill. Nate lives in Aliso Viejo with his wife, Jacki, and daughter, Everly.



## CARLOS GOMEZ

### DIRECTOR, INTERNATIONAL SCOUTING

Carlos Gomez enters his seventh campaign as the Angels Director of International Scouting. The Puerto Rican native leads the Halos' amateur scouting efforts in Latin America, Asia and Europe. Part of Gomez's focus centers around the Club's Dominican complex in Boca Chica, DR (Academia de Abel Garcia).

Gomez served as the Arizona Diamondbacks International Scouting Director from 2011-12 after joining the organization as a pro scout following the 2007 season.

A former right-handed pitcher, Gomez prepped at Academia del Perpetuo Socorro in San Juan, PR and played four years collegiately (1998-2001) at Purdue University (IN). Upon graduation with a bachelor's degree in industrial engineering, Carlos pitched for three seasons in the Independent League (2002-04) in Illinois, Pennsylvania and New Jersey. Gomez compiled a 2-2 mark with three saves and a 4.25 ERA in 56 IP relief outings. He also played for Caguas in the Puerto Rican Winter League from 2003-04.

Carlos and wife, Maggie, reside in Orlando, FL.



## MARCEL LACHEMANN

### SPECIAL ASSISTANT TO THE GENERAL MANAGER

Marcel Lachemann enters his 52nd season in baseball and seventh as a special assistant to the general manager after rejoining the Club prior to the 2012 campaign. Lachemann was the Club's pitching coach from 1984-92 & 1997-98 and spent two-plus seasons as manager (1994-96).

Prior to rejoining the Angels, Marcel worked in the Colorado Rockies organization, including eight seasons (2004-2011) as a special assistant to the GM. He was also the Rockies Pitching Coach from 2000-01.

The Los Angeles native began his coaching career with the Montreal Expos (1973-75), and then worked as an assistant coach at his alma mater, University of Southern California, before joining the Angels in 1982. He served as pitching coach with the Halos until 1993 when he was named pitching coach of the newly formed Florida Marlins where his brother Rene was managing. In 1994, Lachemann came back to the Angels, replacing Buck Rodgers as manager. Lachemann held the Halos' managerial post until resigning in August 1996 and returned as Angels Pitching Coach under Manager Terry Collins from 1997-98.

Lachemann lettered at USC as a pitcher from 1960-62, helping the Trojans to the 1961 College World Series title. He pitched in parts of three seasons with Oakland (1969-71), going 7-4 with a 3.44 ERA in 70 appearances. Additionally, Lachemann has been with USA Baseball since 1999, serving as pitching coach on the 2006, 2009 and 2013 World Baseball Classic teams. During the 2013 offseason, Lachemann was named Team USA's bullpen and co-pitching Coach for the 2013 World Baseball Classic by manager Joe Torre. The former Halo manager teamed up with four-time Cy Young Award winner Greg Maddux to handle the Team USA pitching staff.

His brother Bill is the Angels Special Assignment Catching Coordinator. Marcel and his wife, Sue, live in Nipomo, CA.



## ERIC CHAVEZ

### SPECIAL ASSISTANT TO THE GENERAL MANAGER

On October 26, 2015, the Angels hired former American League Gold Glover Eric Chavez (sha-VEZ) as a special assistant to GM Billy Eppler. Chavez's duties include on-field instruction during Spring Training and scouting throughout all levels during the season, similar duties to his previous position with the New York Yankees.

Chavez, 41, retired as a player after the 2014 season and spent 2015 as a special assignment scout under Yankees' General Manager Brian Cashman. Also in 2015, Chavez worked as a part-time color broadcaster for Oakland A's games on Comcast Sportsnet.

Eric played 17 seasons in the big leagues, spending his first 13 with the Athletics after a first round selection in 1996 (10th overall pick). His best years came from 2001-06, where he won six consecutive Gold Glove Awards®, batted .273 and averaged 29 homers & 96 RBI per season. In 2002, he was part of Oakland's historic 20-game win streak and claimed the Silver Slugger Award® that season. His finest campaign came in 2001 hitting, .288 with 32 HRs and 114 RBI (.878 OPS). Chavez collected 25+ home runs six times and over 100 RBI on four occasions and is lauded as one of the top third basemen during his tenure.

A native of San Diego, CA, Chavez resides in Paradise Valley, AZ. He has three children (Diego, Dolce and Cruz).





## **RIC WILSON**

### **SPECIAL ASSIGNMENT SCOUT**

2019 represents Ric Wilson's 17th season in the Halo organization and his third as a special assignment scout. In his role, Wilson works closely with the baseball operations department on a variety of scouting aspects.

From 2010 through 2016, Wilson was the Club's scouting director after previously serving as the Angels' National Crosschecker from 2003-10. Prior to joining the Halos, he spent 11 years in the Milwaukee Brewers organization as an area scout (1992-94), southwest supervisor (1994-95) and west coast supervisor (1996-2002).

A former catcher, Wilson is a lifetime baseball man. He was a junior college All-American at Mesa Community College (1978-79) and played for two seasons at Arizona State University (1980-81). He was a member of the Sun Devils' 1981 National Championship team and was drafted by Seattle in the first round (secondary phase) of the 1981 MLB Draft. He spent six seasons (1981-86) in the Mariners' farm system.

Wilson and his wife, Shelly, have three children, Lisette (35), Ricky (32) and Abby (31). The couple resides in Chandler, AZ.



## **MIKE LACASSA**

### **DIRECTOR, MINOR LEAGUE OPERATIONS**

Mike LaCassa enters his eighth season with the Angels organization and his fourth as Director of Minor League Operations. In this role, he oversees all aspects of the farm system, collaborates between the scouting and player development staffs, and provides evaluations to the office of the general manager.

LaCassa, 32, began his baseball career in 2009 in the Baseball Operations Department of the Milwaukee Brewers, with his involvement focused on advance scouting. He then moved on to the Texas Rangers in January of 2010 as a player development assistant, where he ran the Club's Arizona operations at their Spring Training complex in Surprise, AZ. In December of 2011, LaCassa joined the Angels as Manager of Minor League Operations, tasked with handling the day-to-day logistics pertaining to player development. He was later promoted to Angels Assistant Director of Player Development before his current appointment.

A native of Glenview, IL, LaCassa graduated from the University of Illinois at Urbana-Champaign in 2008. Mike, wife Marie, and daughter Katherine reside in Mission Viejo, CA.



## **ERIC KAY**

### **DIRECTOR, COMMUNICATIONS**

Eric Kay enters his 24th season with the Angels, all in the Club's Communications department.

Kay, 44, joined the Angels Communications staff as an intern in 1996. He was hired full time three seasons later and has rapidly become a mainstay in the Club's communications efforts. His titles have included Media Relations Representative, Manager, Communications and Director, Communications, a position he has held since 2014.

Over the course of his tenure, Kay has helped handle the Club's media relations efforts during the 2002, 2004, 2005, 2007, 2008, 2009 and 2014 postseasons, including the franchise's first World Series title run in '02 and the 2010 All-Star Game. Presently, he oversees the day-to-day operations of the communications staff with a primary focus on all incoming player and coaches interview and appearance requests.

The son of an NFL linebacker, Kay has also worked outside of baseball, including stints with the Los Angeles Rams, Anaheim Ducks and the Rose Bowl. A local product, he attended Pepperdine University after prepping at Villa Park High School.

He and his wife, Camela have three sons, Tanner (18), Carter (17) and Hudson (8) and reside in Orange, CA.





## KEVIN FERRIS

### DIRECTOR, QUANTITATIVE ANALYSIS

During the winter, the Angels hired Kevin Ferris as the Club's Director of Quantitative Analysis. He joins the Halos after serving as a research and development assistant in the Tampa Bay Rays' Analytics Department since August of 2015. In his current role, Ferris will work closely with GM Billy Eppler and the baseball operations' staff focusing on a variety of analytical initiatives

and statistical modeling.

Ferris, 28, grew up in Montana and earned both a bachelor of science (mathematics & science) and a master's degree (statistics) from Montana State University-Bozeman. He also worked at the university as a graduate teaching assistant (Aug. 2013 - May 2015).

Before graduation in 2015, Ferris spent time as an intern for NASA's Jet Propulsion Laboratory (JPL) in Pasadena, CA during the summer of 2012. In 2014, he got his start in Major League Baseball as a baseball operations intern for the Philadelphia Phillies.



## BERNARD LI

### DIRECTOR, SPORTS SCIENCE & PERFORMANCE / HEAD PHYSICAL THERAPIST

Bernard Li begins his ninth season with the Angels, third as Director of Sports Science & Performance/Head Physical Therapist. In his role, he leads the Angels Player Performance Department supervising athletic medicine, strength and conditioning, and sports nutrition. He also serves as Adjunct Faculty at the University of Southern California's Division of Bio-kinesiology and Physical Therapy Department.

Li received his Bachelor of Science in Physiology with minor in Exercise and Health Science from UC Santa Barbara and obtained his Doctorate of Physical Therapy at the University of Southern California. Li continued to distinguish himself by completing an orthopedic residency to obtain a Graduate Certificate in Orthopedic Physical Therapy at USC the following year.

He is double board certified by the American Board of Physical Therapy Specialties, both as an Orthopedic Clinical Specialist and a Sports Clinical Specialist. He is a member of the Orthopedic Section and the Sports Section of the American Physical Therapy Association. In addition, Li is a licensed athletic trainer.

Li has lectured on numerous topics that include therapeutic exercise, shoulder assessment, hamstring preventive programs, and hip rehabilitation, and has published several journal articles and book chapters.

He resides in Playa Vista, California with his wife, Rachel.



## RYAN CROTIN

### DIRECTOR, PERFORMANCE INTEGRATION

Ryan Crotin is in his third season with the Angels, first as the Director of Performance Integration. In his role, Ryan provides quality control for all performance processes across departments to ensure that the organization executes a thorough process in monitoring athletes, communicating interdepartmentally and implementing an evidence-based performance plan to serve players' competitive needs. In the previous two seasons, Crotin held the position of Player Performance Coordinator

overseeing the minor league strength and conditioning platform, contributing to sport science efforts and amateur player procurement.

Prior to joining the Angels, Ryan was a post-doctoral fellow for Penn Medicine in the Department of Orthopedic Surgery at the University of Pennsylvania in Philadelphia, PA. There, he was a major contributor in developing the Penn Throwing Clinic, a research and public biomechanics offering designed to assess the pitching delivery and orthopedic functionality from youth level athletes through to professional ranks.

Crotin received his doctoral degree in Exercise Science with a dual concentration in Exercise Physiology and Biomechanics. Ryan has authored peer-reviewed publications related to baseball training methodology, biomechanical compensation in pitchers, kinanthropometrics and injury epidemiology. Ryan is also credentialed by the National Strength and Conditioning Association (NSCA) as a Certified Strength and Conditioning Specialist (CSCS).

His greatest accomplishment to date is being married to the former Samantha Belin and being the proud father of his son Casey Crotin. He resides with his family in Phoenix, Arizona.





## ADAM NEVALA

### HEAD CERTIFIED ATHLETIC TRAINER

A member of the organization since 1998, Adam Nevala begins his ninth season as the Angels Head Certified Athletic Trainer. He was promoted prior to the 2011 campaign after six seasons with Angels as an assistant athletic trainer. Nevala was selected as a member of the training staff for the American League for the 2015 All-Star Game in Cincinnati.

Prior to working at the Major League level, he spent six seasons as head athletic trainer for various Angels affiliates, including Salt Lake (AAA) from 2003-2004, Arkansas (AA) in 2002, Rancho Cucamonga (A) in 2001, Lake Elsinore (A) in 2000 and Cedar Rapids (A) in 1999. Nevala also gained experience serving as the assistant athletic trainer and clubhouse manager for the Angels Rookie-Level Butte Copper Kings in 1998.

The Virginia, MN native is a member of the Professional Baseball Athletic Trainers Society (PBATS). Nevala attended Arizona State University, receiving his degree in exercise science and physical education in 1997. He earned his master's degree in rehabilitation science at California University of Pennsylvania in 2007.

The 43 year-old Nevala (pronounced "NEV-uh-luh"), wife, Tina, and son, Jackson, reside in Irvine, CA.



## RICK SMITH

### ATHLETIC TRAINING SERVICES COORDINATOR

Rick Smith begins his 44th season with the organization, 42nd at the big league level. Smith enters his second campaign in his new role after 40 years as an Angels Certified Athletic Trainer. Smith previously served as the head athletic trainer for the El Paso Diablos, an Angels' Double-A affiliate, before moving to the Major Leagues in 1978.

On August 3, 2002, Smith was honored in a pregame ceremony for his 25 years of service with the Angels. He has served as an American League Athletic Trainer for the All-Star Games in 1984, 1989 and 1997. Smith was also an integral part of the group honored with the Major League Athletic Training Staff of the Year Award for the 1998 season. The award is voted on by the Professional Baseball Athletic Trainers Society (PBATS).

The El Paso, TX native was inducted into the El Paso Baseball Hall of Fame on November 6, 2007 as part of the 20-year anniversary of the Hall of Fame. Former Angels Larry "Moose" Stubing, Ken Schrom and Jack Harris are also members of the El Paso Hall of Fame.

Smith began his career as a student athletic trainer for the University of Texas-El Paso athletic teams from 1971 until graduating in 1975. He is a member of the Professional Baseball Athletic Trainers Society (PBATS), National Athletic Trainers' Association (NATA) and the California and Texas State Trainers Associations. Smith is a regular supporter of the Child Abuse Prevention Center in Orange, CA.

Smith, 65, attended Eastwood High School in El Paso, TX. He and his wife, Janell, have one son, Karcher, and reside in Santa Ana, CA. The family welcomed grandson, Rocco, in 2017.

### RICK SMITH BY THE NUMBERS

Some interesting figures during Rick Smith's 42-year tenure with the Angels...

**776** - Number of Angels players

**15** - Number of Angels managers

**58** - Number of Angels coaches

*Smith has worked approx. 7,500 games in his career (includes spring training, regular season and playoffs)*





## **CRAIG MILHOUSE, M.D.**

### **TEAM PHYSICIAN**

2019 represents the 25th season as the Angels Team Physician for Dr. Craig Milhouse. Milhouse's current professional duties also include his private practice in internal and athletic medicine in Orange, CA and as a medical consultant/physician for the Fullerton Junior College Athletic Department. He previously worked for 10 years at the Kerlan-Jobe Orthopedic Clinic in Anaheim, CA.

A native of Detroit, MI, Milhouse received his bachelor of science degree from the University of Michigan in 1976 and medical degree from Wayne State University School of Medicine in 1980. He completed his medicine/surgery internship at St. John's Hospital in Detroit (1980-81) and his internal medicine residency at Huntington Memorial Hospital in Pasadena, CA (1981-84). Milhouse served his sports medicine fellowship at the Kerlan-Jobe Orthopedic Clinic in Inglewood, CA (1990-91) and received his board certification in internal medicine in 1984.

Milhouse has worked as a team physician/medical consultant for several local sports organizations, including the Anaheim Ducks & Honda Center (1993-2015), Los Angeles Rams (1993-95), University of Southern California (1988-93), Occidental College (1992-93), Anaheim Bullfrogs, Anaheim Piranhas and Anaheim Splash. In 2003, Milhouse served as the medical director for the World Gymnastics Championships and was a voluntary member of the Tournament of Roses over 25 years. He and wife, Pamela, have two sons, Jonathan and Alex. In 2016, they became grandparents with the birth of grandson Jaxon Ryan.



## **RONALD KVTNE, M.D.**

### **TEAM ORTHOPEDIC PHYSICIAN**

Ronald Kvitne (KUH-vit-KNEE), M.D. enters his third campaign with the Angels with over 29 years of orthopedic experience. He is a practicing member of the Kerlan-Jobe Orthopaedic Clinic in Los Angeles and is certified by the American Board of Orthopedic Surgery (ABOS). Dr. Kvitne is also the Medical Director and Team Surgeon for the Los Angeles Kings, Team Physician of the Los Angeles Blades and an Associate Orthopedic

Consultant to the Los Angeles Dodgers, Los Angeles Lakers and Anaheim Ducks.

Dr. Kvitne is a regular contributor to medical research and education, having authored 31 publications and six book chapters and facilitated 34 lectures. He is a member of a number of medical societies, including the American Medical Association, American Academy of Orthopaedic Surgeons (AAOS), the American Shoulder and Elbow Surgeons (ASES), and the American Orthopedic Society for Sports Medicine (AOSSM). Dr. Kvitne is a qualified medical examiner and a Diplomate of the National Board of Medical Examiners.

A medical graduate from the University of California, San Francisco, Dr. Kvitne completed his residency in orthopedic surgery at the Northwestern University Medical Center in Chicago, Illinois.





## **BRIAN SCHULZ, M.D.**

### **TEAM ORTHOPEDIC PHYSICIAN**

Brian Schulz, M.D. is an orthopedic surgeon out of the Kerlan-Jobe Clinic specializing in ligament, meniscus, and cartilage injuries of the knee, shoulder instability and labral tears, rotator cuff injuries, Tommy John surgery, shoulder reconstruction, upper and lower extremity fracture management, and advanced arthroscopic and open surgical techniques for sports-related injuries of the shoulder, elbow, hip and knee.

Dr. Schulz began his studies at the University of Kentucky and earned a bachelor of science degree in biology, before going on to medical school at the University of Louisville School of Medicine in Louisville, KY. He completed his residency at Columbia University Medical Center/New York-Presbyterian Hospital, where he was administrative chief resident. Dr. Schulz went on to train as a Kerlan-Jobe Sports Medicine Fellow and is an active researcher, publishing multiple papers and book chapters.

He is a member of the American Academy of Orthopedic Surgeons (AAOS), American Orthopedic Society for Sports Medicine (AOSSM), Arthroscopy Association of North America (AANA), and the American Orthopedic Association (AOA) Emerging Leaders Program.

2019 marks the third season with the Angels for Dr. Schulz. He has been a consultant for a variety of professional, collegiate and high school athletic teams, including the Los Angeles Dodgers, Anaheim Ducks, Los Angeles Kings, Los Angeles Lakers, Los Angeles Sparks, Los Angeles KISS, West Los Angeles College and Fullerton College.



## **STEVE YOON, M.D.**

### **TEAM ORTHOPEDIC PHYSICIAN**

Steve Yoon, M.D. joined the Angels in 2017 as a team orthopedic physician. He is the Director of Orthobiologics at the Kerlan-Jobe Orthopaedic Clinic and specializes in advanced non-surgical biologic treatments for sports injuries and degenerative joint disease. He also specializes in the use of image-guided and minimally invasive techniques for many orthopedic conditions.

Dr. Yoon is a consultant to many athletes throughout the NBA, MLB, NFL and NHL in addition to other organizations including the United States Tennis Association (USTA), PGA and LPGA tour, and Team USA for both the Summer and Winter Olympics. He is also a consultant with several local teams including the Los Angeles Lakers, Los Angeles Clippers, Los Angeles Rams, Los Angeles Dodgers, Los Angeles Kings, Anaheim Ducks, Los Angeles Sparks and the Loyola Marymount University Athletic Department.

Upon earning his medical doctorate within his home state at the University of Alabama, Dr. Yoon completed his residency at the NYU Medical Center and Hospital for Joint Disease, where he was named Chief Resident. He followed his residency with a subspecialty fellowship and board certification in interventional pain medicine at the UCLA Medical Center.

Dr. Yoon's work with professional athletes has been recognized in many media outlets including the *Los Angeles Times*, *Sports Illustrated*, CNN and ESPN. He is a member of the Major League Baseball Team Physicians Association (MLBTPA), American Orthopedic Society for Sports Medicine (AOSSM) and American Academy of Physical Medicine and Rehabilitation (AAPMR). Dr. Yoon continues to be published in journals and book chapters as well as lecture regionally and nationally.



## LEE FIOCCHI

### HEAD STRENGTH & CONDITIONING COACH

Lee Fiocchi (FEE-oh-KEY) is in his third seasons as the Angels Head Strength & Conditioning Coach. Prior to joining the Halos, Fiocchi worked on the University of Houston's baseball staff as Head Athletic Development Coach (2013-16). He is also the founder and director of Dynamic Sports Training (DST) in Houston, Texas.

Prior to starting DST, Lee worked and trained under world-renowned performance specialist Pete Bommarito in Davie, Florida. Lee was the Director of Major League Baseball off-season training, creating immediate success for several MLB players and was an integral part of the 2007 and 2008 NFL Combine Prep strength program.

Lee has trained 33 MLB players, over 100 NFL players, prepared over 100 players for the NFL combine and trained the US Olympic Sailing Team during the 2008-2012 Quadrennial.

A native of Hermiston, Oregon, Fiocchi graduated from Eastern Illinois University in 2004 with a B.S. in physical education. Lee is supported by wife, Crystal, and his two girls, Alana and Alexa.



## SEAN JOHNSON

### PHYSICAL THERAPIST / ASSISTANT STRENGTH & CONDITIONING COACH

Sean Johnson is in his third season within the Angels as Physical Therapist and Assistant Strength & Conditioning Coach. Prior to joining the Angels, Sean practiced at the University of Southern California's Physical Therapy Associates faculty practice. Johnson is a Board Certified Orthopaedic Clinical Specialist and a member of the American Physical Therapy Association (APTA).

Johnson spent the first six years of his professional career teaching within USC's Physical Therapy program. He continues to serve as a primary mentor with the Orthopaedic Residency Program and Sports Residency Program for Physical Therapy. He previously taught Musculoskeletal Examination labs for the Introduction to Clinical Medicine courses for USC's Keck School of Medicine.

Sean also serves as one of USC's primary instructors within the Division of Biokinesiology and Physical Therapy's Orthopaedic Physical Therapy Boot Camp. In 2014 and 2016, Sean taught as clinic faculty at the Kenya Medical Training College Higher Diploma Program (sponsored by Richard Jackson, PT, DPT, OCS and Jackson Clinics). He taught physiotherapists in treatment of low back pain in Nairobi, Kenya working towards their advance physical therapy diploma.

Johnson is highly involved within the California Physical Therapy Association (CPTA) serving as Director on the California Physical Therapy Association's Board of Directors. He received his Clinical Doctorate degree in physical therapy and residency trained in Orthopedics at USC. He received a Bachelor of Science as well as a Bachelor of Exercise Science at the University of Sioux Falls where he also played outside linebacker for the football team.

Sean currently resides in Alhambra, CA and is active in Krav Maga martial arts.



## ADAM AUER

### ASSISTANT STRENGTH & CONDITIONING COACH

Adam Auer (pronounced like 'hour') enters his first season with the Angels as an assistant strength & conditioning coach at the Major League level. Over the previous five campaigns, he served in the same capacity in the Club's minor league system. Auer worked with the Salt Lake Bees (AAA) in 2018 and the Mobile BayBears (AA) for 2017. Has also spent time in the LAA system in Arkansas (AA) in 2016 and two years (2014-15) with Burlington (A).

Prior to joining the Angel organization, Auer was a teacher and coach for five years at the high school and college levels. He was a catcher at Cerro Coso Community College (CA), and Colorado State University – Pueblo where he completed a BS degrees in Exercise Science & Health Promotion, as well as in Sociology.

A native of Waterloo, Ontario, Canada, Auer is a Certified Strength and Conditioning Specialist (CSCS), a Registered Strength and Conditioning Coach (RSCC) and earned his USA Weightlifting Certification (USA-W) during the off-season. He is currently working to become a Registered Dietician (R.D).





## ERIC MUNSON

### ASSISTANT CERTIFIED ATHLETIC TRAINER

Eric Munson, 39, joined the Angels Major League Athletic Training Staff in 2017 as an assistant athletic trainer. He spent seven seasons with the Angels' affiliates and served as the Minor League Rehabilitation Coordinator for five years prior to joining the big league club.

Munson served as the head athletic trainer in Double-A Arkansas (2008-10), Single-A Rancho Cucamonga (2007), Single-A Cedar Rapids (2005-06, 2011) and has served as the Angels Minor League Rehab Coordinator based in Tempe (2012-16). Prior to joining the Angels organization, he worked as the head athletic trainer and strength & conditioning coach for the Cedar Rapids Roughriders for the 2004-05 season as part of the United States Hockey League.

A native of Kenmare, ND, Munson, received his Bachelor of Science degree in Athletic Training from North Dakota State University in 2004. Eric, his wife, Leslie, and daughter, Nora, reside in Avondale, AZ.



## YOICHI TERADA

### MASSAGE THERAPIST

Yoichi (yo-EACH-ee) Terada (ter-AH-duh) enters his ninth season with the Halos in 2019. In his role, Terada works daily with players and staff using touch to manipulate the soft tissues of the body. In 2016, Terada was selected to work on the A.L. training staff for the All-Star Game at Petco Park in San Diego.

With massage therapy, he relieves pain, assists in rehabilitation of injuries, improves circulation and aids in the general wellness of players. Additionally, he assists with English translation during Japanese media interviews with the Angels.

Terada joined the Club in 2011 as a Japanese interpreter/personal massage therapist for pitcher Hisanori Takahashi. In 2013, he was named as the team's massage therapist.

Born and raised in Shizuoka, Japan, Terada graduated from Fresno State University with a degree in sports medicine. Yoichi and wife, Maki, have three children and reside in Fountain Valley.



## WILL LENZNER

### MENTAL CONDITIONING COACH

Will Lenzner enters his second campaign as the Angels Mental Conditioning Coach. Before joining the Halos, he served in the same capacity with the New York Mets for two seasons (2016-17). A native of Washington, D.C. Lenzner broke into the big leagues in 2015 as the Seattle Mariners Mental Skills Coach in their player development department.

In 2014, Lenzner worked as a consultant with the U.S. Army as a Mental Performance Specialist. Additionally, he was a performance consultant for American Top Team Mixed Martial Arts from 2012-14.

Lenzner, 41, started his professional career as Director of Mental Conditioning for the Evert Tennis Academy from 2011-12. He received his B.A. in Psychology from Pitzer College (Los Angeles, CA) and a master's in Sports Psychology from John F. Kennedy University (Pleasant Hill, CA). Lenzner currently makes his home in Leucadia, CA.



## KEITH TARTER

### MAJOR LEAGUE EQUIPMENT & HOME CLUBHOUSE MANAGER

In his 29th season in the organization, 2019 marks Keith's ninth consecutive year as the Angels' Equipment & Home Clubhouse Manager. He first joined the organization in 1991, serving as a batboy for three seasons (1991-93), before advancing to the clubhouse staff in 1994. After serving as the Angels Assistant Equipment Manager for 15 seasons, he was promoted to his current position in November 2009.

An Anaheim, CA native, Tarter graduated from Katella High School. He attended Rancho Santiago Community College (Santa Ana, CA) before studying landscape design at Fullerton (CA) Community College.

Tarter and his wife, Lisa, reside in Corona, CA with twins, Kash and Emma.



## BRIAN "BUBBA" HARKINS

### VISITING CLUBHOUSE MANAGER

Beginning his 30th season as visiting clubhouse manager, Brian Harkins oversees clubhouse accommodations for opponents at Angel Stadium. He began his career with the organization in 1981 as an Angels batboy for three seasons (1981-83).

After a brief stint outside the organization, Harkins returned to the Angels in 1986 as a clubhouse attendant. He was promoted to assistant visiting clubhouse manager & umpires room attendant in 1988. Harkins was appointed as visiting clubhouse manager in 1990 and honored as 'Visiting Clubhouse Manager of the Year' by MLB equipment managers in 2005.

An Anaheim, CA native, Harkins graduated from Katella High School in 1984 and played catcher at Mt. San Antonio Community College (Walnut, CA) in 1985. He is a member of the MLB Equipment Managers Association Scholarship Committee that awards academic scholarships to MLB batboys. Harkins also participates in the annual 'Groundkeeper's Canned Food Drive' at Angel Stadium, giving tours of the clubhouse to fans who donate canned food.

In January 2016, Brian married the former Paula Kelsheimer. Harkins has two daughters, Hayley and Hannah, and a son, Hayden.



## SHANE DEMMITT

### ASSISTANT EQUIPMENT MANAGER

Shane began a career in baseball in 1995 working in stadium operations for the Toronto Blue Jays' Class-A affiliate in the South Atlantic League (SAL). He then joined stadium operations at Tempe Diablo Stadium (AZ) in 1997 and the Angels Major League Club as a clubhouse attendant in 2004. Demmitt was promoted to Angels Assistant Equipment Manager after the 2009 campaign.

A native of Maryland, he has a Bachelor of Science degree in sports management from West Virginia University and a Juris Doctor degree from Loyola Law School. In February 2012, Demmitt was a contestant on MLB Network's gameshow 'Baseball IQ' and ultimately won the competition, raising \$45,000 in prize money for the Angels Baseball Foundation. He resides in Irvine, CA and has been a member of the California State Bar since 2002.



## HECTOR "H" VAZQUEZ

### UMPIRES ROOM ATTENDANT

Hector Vazquez begins his 23rd season in the Angels organization, 11th in his current role as umpires room attendant. He initially worked with the Club as a ball boy (1997-99) & bat boy (2000-01) before joining the clubhouse staff assisting players and coaches with day-to-day preparation (2002-08).

Vazquez served as Team Mexico's Equipment Manager during the 2013 World Baseball Classic. The Katella High School graduate and wife, Erica, have two daughters, Joana (13) and Valentina (3), and reside in Corona, CA.





# FRONT OFFICE

FRONT OFFICE



**MIKE ABRAHAM**  
Group Sales Manager



**LILLEA ACASIO**  
Scholarship Programs & Marketing Coordinator



**ANGEL ACOSTA**  
Account Executive, Group Sales



**RICHARD ANDERSON**  
Assistant Director, Quantitative Analysis



**JOSE ANDRADE**  
Security Host



**DANIEL ANGULO**  
Asset Coordinator



**SETH ARIAS**  
CRM Data Analyst



**MATT ASATO**  
Accountant



**RYAN BAILEY**  
Baseball Systems Developer



**SUE BASSETT**  
Controller



**NATHAN BAUTISTA**  
Sr. Manager, Stadium Operations



**PEGGY BERROA-MORALES**  
Coordinator, Baseball Admin.



**MATT BIRCH**  
Manager, Communications



**RANDY BISHOPP**  
Painter



**SHEILA BRAZELTON**  
Senior Manager, Ticket Operations



**KEVIN BRICE**  
Assistant, Quantitative Analysis



**PETER BULL**  
Director, Entertainment & Production



**PATRICK BYRNES**  
Electrician



**ADAM CALI**  
Manager, Foundation & Community Initiatives



**CARLOS CAMPOS**  
Manager, Stadium Operations




**ADRIAN CASTILLO**  
Warehouse Assistant



**AL CASTRO**  
Director, Information Services



**MAYRA CASTRO**  
Human Resources Manager



**CHRIS DAVISH**  
Account Executive, Group Sales



**ALEX CERVANTES**  
Skilled Craftsman



**RACHEL CHAMBERS**  
Client Services Representative



**CALVIN CHING**  
Director, Stadium Operations



**ADAM CHODZKO**  
Senior Manager, Communications



**CHRIS COMBS**  
Account Executive, Group Sales



**SCOTT COMBES**  
HVAC Technician



**BRANDON COSIO**  
Ticket Services Manager



**ELLEN CROOKS**  
Ticket Services Representative



**LAUREN DAHL**  
Premium Seating Coordinator



**KARLA DAVENPORT**  
Ticket Sales Office Coordinator



**PEDRO DEL CASTILLO**  
Custodial Supervisor



**TOM DETEMPLE**  
Director, Ticket Operations & Service



# FRONT OFFICE



FRONT OFFICE



**AIDAN DONOVAN**  
Assistant, Amateur Scouting



**RENE ESCARCEGA**  
Warehouse Assistant



**JORDAN ESSWEIN**  
Manager, Video Production



**JULIUS EVANS**  
Business Analyst



**MIKE FACH**  
Senior Director, Business Development



**NEIL FARRIS**  
Senior Network Engineer



**GIOVANNI FIGUEROA**  
Ticket Services Representative



**ASHLEY FLECK**  
Account Manager, Corporate Partnerships



**JARED FLORIN**  
Sr. Account Executive, Premium Sales



**TAYLOR GACH**  
Account Executive, Premium Sales



**MIKE GALLANT**  
Help Desk Support Assistant



**MATT GAMEWELL**  
Sr. Manager, Corporate Partnerships



**MADISON GARCIA**  
Group Sales Coordinator



**JEREMY GATHRIGHT**  
Client Services Representative



**SETH GLANTZ**  
Sr. Baseball Systems Architect



**SHELTON GLENN**  
Account Executive, Premium Sales



**EDWARD GOMEZ**  
Account Executive, Premium Sales



**CHRISTIAN GOVEA**  
Warehouse Assistant



**PHIL GURULE**  
Account Executive, Group Sales



**JAMES HASKINS**  
Security Host



**KELSEY HAYES**  
Manager, Stadium Operations



**CLANCY HOLLIGAN**  
Ticket Operations Representative



**ADAM HUNT**  
Manager, Video Operations



**JONATHAN JAGOHARRY**  
Baseball Systems Developer



**JENNIFER JEANBLANC**  
Financial Operations Manager



**DEBORAH JOHNSTON**  
Director, Human Resources



**TRICIA KAMI**  
Graphic Designer



**WALTER KING**  
Analyst, Baseball Operations



**LESLI KOONTZ**  
Sr. Account Executive, Corporate Partnerships



**BOBBY KOWAN**  
Director, Partnership Services



**GREG LAESCH**  
Assistant Groundskeeper



**NICK LAMPE**  
Assistant, International and Pro Scouting



**CIERRA LANE**  
Account Executive, Group Sales



**ANDREEA LA POINTE**  
Assistant, Baseball Operations



**VERONICA LEE**  
Special Events Coordinator



**JEFF LEUENBERGER**  
Sr. Account Executive, Business Development





# FRONT OFFICE

FRONT OFFICE



**TATIUM LOCKETT**  
Scheduling  
Coordinator



**BARNEY LOPAS**  
Field/Ground  
Maintenance Manager



**ROBERT MACCHIAVELLO**  
Electrician



**MARK MACIAS**  
Security Manager



**ANDREW MACK**  
Manager, Baseball  
Operations



**PAUL MAGINNES**  
Account Executive,  
Business Development



**SAM MAIDA**  
Director, Ballpark  
Operations



**LISA MARTINEZ**  
Ticket Operations  
Representative



**JONATHAN MARTIN**  
Skilled Craftsman



**BOB MCCAULEY**  
Director, Corporate  
Partnerships



**JAMES MCGEE**  
Account Executive,  
Business Development



**RILEY MCGOVERN**  
Assistant Baseball  
Systems Developer



**MIKE MCKAY**  
Director, Strategic  
Facility Planning



**KYLIE MCMANUS**  
Accountant



**GRACE MCNAMEE**  
Senior Advisor,  
International Media



**EVAN MCNERNEY**  
Account Executive,  
Premium Sales



**RYAN MENDOZA**  
Equipment Mechanic



**SHAWN MEYER**  
Client Services  
Representative



**JAKE MILLER**  
Account Executive  
Group Sales



**CARMEN MISPAHEL**  
Administrative  
Assistant, Facilities



**DOMINIC MITRANO**  
Graphic Designer



**ANDIE MITSUDA**  
Account Manager,  
Corporate Partnerships



**RUBEN MONTANO JR.**  
Video Coordinator



**JENNIFER MORAN**  
Client Services  
Manager



**CHRIS MOSCH**  
Coordinator, Minor  
League Operations



**KAYLIN MUCHICHTWA**  
Account Executive,  
Group Sales



**DOUG MYLOWE**  
Director, Finance



**RAY NELLS**  
Custodial Supervisor



**TAYLOR NESTRA**  
Client Services  
Representative



**DAVID NEUMANN**  
Inside Sales  
Manager



**BLAINE OHIGASHI**  
Team Photographer



**MANDI ORTIZ**  
Entertainment  
Coordinator



**ADAM OVERGAARD**  
Account Manager,  
Corporate Partnerships



**JOSE PADILLA**  
Facility Maintenance  
Manager



**JIM PANETTA**  
Director, Ticket Sales



**ERIKA PAZ**  
Human Resources  
Coordinator

# FRONT OFFICE



FRONT OFFICE



**KRISTEN PEPPERLING**  
Account Executive,  
Group Sales



**SUZANNE PETERS**  
Purchasing Manager



**NICOLE PROVANSAL**  
Director, Community  
Partnerships



**ARMANDO REYNA**  
Ticketing Operations  
Manager



**ANGEL RODRIGUEZ**  
Senior Account  
Executive, Group Sales



**BRUCE ROGAN**  
Assistant, Quantitative  
Analysis



**ANDREW ROGERS**  
Painter



**BOB ROSS**  
Lead HVAC Electrician



**LISA SALDANA**  
Account Executive,  
Business Development



**BRIAN SANDERS**  
Senior Director,  
Ballpark Operations



**RICHARD SCHILPP**  
Security Host



**LORELEI SCHLITZ**  
Payroll Manager



**CECILIA SCHNEIDER**  
Benefits Manager




**JAMES SHEU**  
Network  
Administrator



**PARAMJIT SINGH**  
Technology  
Integration Specialist



**HANNAH STANGE**  
Digital & Promotions  
Coordinator



**SHANELLE STEPHENS**  
Premium Seating  
Coordinator



**FRANK STEWART**  
Skilled Craftsman



**BILL STONEMAN**  
Senior Advisor,  
Baseball Operations



**TONY SURUOR**  
Lead HVAC Technician



**SARAH TALAMONTE**  
Accounts Payable  
Specialist



**TOM TAYLOR**  
Traveling Secretary



**JEN TEDMORI**  
Associate  
Legal Counsel



**ALEX TYNYO**  
Sr. Marketing Manager



**DAVID TSURUDA**  
Producer, Video &  
Scoreboard Operations



**DAVID TUNSTALL**  
Painter



**RICK TURNER**  
Sr. Account Executive,  
National Accounts



**J.T. UMBERG**  
Account Executive,  
Business Development



**JACQUELINE URBANUS**  
Security Host



**RYAN VANCE**  
Director, Ticket Marketing  
& Business Analytics



**VANESSA VEGA**  
Sr. Marketing Manager



**RYAN VITELLI**  
Account Manager,  
Corporate Partnerships



**KEVIN VU**  
Social Media & Digital  
Marketing Manager



**BROOKE WAKENHUT**  
Assistant, Baseball  
Operations Video



**COURTNEY WALLACE**  
Director, Special  
Events



**MARGIE WALSH**  
Receptionist





# FRONT OFFICE



**CHRIS WARDEN**  
Guest Experience  
Manager



**JENNIFER WHYNOTT**  
Assistant Controller



**KELLY WILLIAMS**  
Special Events  
Coordinator



**ALEX WINSBERG**  
Director, Legal Affairs  
& Risk Management



**DAVID YUN**  
Sr. Customer Support  
Analyst



**RICARDO ZAPATA**  
Photography Assistant

FRONT OFFICE



**DREW ZINSER**  
Sr. Account Executive,  
Corporate Partnerships

**NOT PICTURED:**

**ROBERT IGLESIAS** Custodial Supervisor

**GENARO LUNA** Wardrobe Supervisor

**SANITA MILLER** Facilities Receptionist

**GABE RIVERA** Security Host

**ALLI SERRANO** Account Manager, Corporate Partnerships

**STEPHEN WEINBERG** Account Executive, Group Sales

## THANK YOU SUSAN!

After 55 years of dedication to the Angels Organization, Susan Weiss has retired from her position as Ticket Office Manager. Susan started in the ticket office on Western Avenue in Los Angeles, when the Angels were playing at Chavez Ravine. In 1965, she moved to Anaheim during the construction of the stadium, selling season seats prior to the Angels moving to their current home. Susan has been employed by the Angels on a full-time basis longer than anyone in Club history. Over five decades, she established lifetime friendships with colleagues, individuals from other organizations, and countless relationships with so many of our loyal fans. She has left an indelible signature within our Organization and enjoyed a career that may never be duplicated.





## AMATEUR SCOUTING STAFF

**MATT SWANSON - DIRECTOR, AMATEUR SCOUTING**  
**CARLOS GOMEZ - DIRECTOR, INTERNATIONAL SCOUTING**  
**GIOVANNI HERNANDEZ - ASST. DIRECTOR, INTERNATIONAL SCOUTING**

### Crosscheckers

Jason Ellison ..... Hitting Crosschecker  
 Jeremy Schied, Jason Smith, Steffan Wilson ..... National Crosscheckers

### Regional Supervisors

Jason Baker ..... East  
 Jayson Durocher ..... Southwest  
 Nick Gorneault ..... Southeast  
 Brandon McArthur ..... South  
 Scott Richardson ..... West

### Area Scouts

Kennard Jones ..... Pennsylvania, West Virginia, Virginia, Maryland, Delaware  
 John Burden ..... Indiana, Ohio, Kentucky  
 Tim Corcoran ..... Southern California  
 Chris Cruz ..... Northern Florida, East Canada  
 Ben Diggins ..... Southern California, Hawaii  
 Drew Dominguez ..... Iowa, N. Illinois, Michigan, Minnesota, North Dakota, South Dakota, Nebraska, Wisconsin  
 Chad Hermansen ..... Nevada (w/o Reno), Utah, Colorado, Arizona, New Mexico  
 Todd Hogan ..... Georgia, Alabama  
 Ryan Leahy ..... Maine, New Hampshire, Vermont, Massachusetts, Rhode Island, Connecticut, New York, New Jersey  
 Billy Lipari ..... Oklahoma, Kansas, Northern Texas (through Dallas)  
 Chris McAlpin ..... Georgia, North Carolina, South Carolina  
 Joel Murrie ..... N. Alabama, S. Illinois, Missouri, W. Kentucky, Tennessee  
 Ralph Reyes ..... Southern Florida, Puerto Rico  
 Brett Smith ..... Southern California  
 Brian Tripp ..... N. California, Nevada, Washington, Oregon, Idaho, Montana, Wyoming, British Columbia, Alaska  
 Rudy Vasquez ..... Western & Southern Texas  
 J.T. Zink ..... Mississippi, Louisiana, Arkansas

### International Scouts

Rubilyn Nicasia ..... Curacao  
 Jochy Cabrera, Rusbell Cabrera, Domingo Garcia, Yeferson Mercado, Frank Tejada,  
 Grace Mercedes (DR Scouting Administrator) ..... Dominican Republic  
 Raul Gonzalez ..... Panama  
 Joel Chicarelli, Andres Garcia, Ender Gonzalez, Marlon Urdaneta ..... Venezuela

### Part-Time Scouts

Steve Hernandez ..... Southern California  
 Mark Tucker ..... North Carolina  
 Don Archer ..... Canada  
 Omar Rodriguez ..... Puerto Rico

## PROFESSIONAL SCOUTING STAFF

**NATE HOROWITZ - DIRECTOR, PRO SCOUTING**  
**RIC WILSON - SPECIAL ASSIGNMENT SCOUT**

### Professional Scouts

Jeff Cirillo ..... Medina, WA  
 Buck Coats ..... Lake Park, GA  
 Ben Francisco ..... Scottsdale, AZ  
 Phil Geisler ..... Mount Horeb, WI  
 Brendan Harris ..... Arlington, VA  
 Travis Ice ..... Lawrence, KS  
 Nick McCoy ..... Los Angeles, CA  
 Tim McIntosh ..... Golden Valley, MN  
 Jim Miller ..... Valrico, FL  
 Jayson Nix ..... Lewisville, TX  
 Roman Rodriguez ..... Tampa, FL  
 Andrew Schmidt ..... Anaheim, CA  
 Ken Stauffer ..... Katy, TX  
 Bobby Williams ..... Sarasota, FL



Jeff Cirillo



Buck Coats



Ben Francisco



Phil Geisler



Brendan Harris



Travis Ice



Nick McCoy



Tim McIntosh



Jim Miller



Jayson Nix



Roman Rodriguez



Andrew Schmidt



Ken Stauffer



Bobby Williams





## SCOUTING STAFF

FRONT OFFICE



DON ARCHER



JASON BAKER



JOHN BURDEN



JOCHY CABRERA



RUSBELL CABRERA



JOEL CHICARELLI



TIM CORCORAN



CHRIS CRUZ



BEN DIGGINS



DREW DOMINGUEZ



JAYSON DUROCHER



JASON ELLISON



ANDRES GARCIA



DOMINGO GARCIA



ENDER GONZALEZ



RAUL GONZALEZ



NICK GORNEAULT



CHAD HERMANSEN



GIOVANNI HERNANDEZ



STEVE HERNANDEZ



TODD HOGAN



RYAN LEAHY



BILLY LIPARI



CHRIS MCALPIN



BRANDON MCARTHUR



YEFERSON MERCADO



GRACE MERCEDES



JOEL MURRIE



RUBYLIN NICASIA



RALPH REYES



SCOTT RICHARDSON



OMAR RODRIGUEZ



JEREMY SCHEID



BRETT SMITH



JASON SMITH



FRANK TEJADA



BRIAN TRIPP



MARK TUCKER



MARLON URDANETA



RUDY VASQUEZ



STEFFAN WILSON



J.T. ZINK

**UNDER  
THE HALO**





# TV AND RADIO INFORMATION



# WEST™

FOX Sports West enters its 28th season as telecast partner with the Los Angeles Angels and will produce approximately 150 games during the 2019 regular season.

Originating live from Angel Stadium and on the road, "Angels Live" returns to provide unmatched access to the Angels. Featuring a 30-minute pre-game and full post-game coverage, "Angels Live" is a true extension of the game that keeps Angels fans entertained and informed.

Live event coverage of the Angels on FOX Sports West will also feature the Grass Valley super slow-mo camera system to create opportunities for analysts to share perspective and expertise with an up-to-the-moment illustration. FOX Sports West will also use FOX Vision to breakdown plays throughout the game as it provides 3D replays and virtual enhancements. Additional technological enhancements includes Statcast which provides high-speed, high-accuracy, automated tool developed to analyze player movements and PitchTrax which tracks the speed and trajectory of pitched baseballs.

In addition to the Los Angeles Angels game telecasts on FOX Sports West, "Angels Weekly" delivers unique stories, exclusive interviews and behind the scenes footage, providing fans with unmatched coverage of the Halos. The half-hour show airs every Friday on FOX Sports West throughout the season.

Again this season, FOX Deportes LA will deliver most home Angels games on COX Channel 84.

Together, FOX Sports West and Prime Ticket present more live, local sports programming than any other network or broadcast system in Southern California, Nevada and Hawaii. For complete regional sports news, provocative opinions, telecast schedules and updated statistics, log-on to [www.foxsportswest.com](http://www.foxsportswest.com)

and follow the network on Twitter: @FoxSportsWest and Instagram: @FoxSportsWest, and Like on Facebook: [www.facebook.com/foxsportswest](http://www.facebook.com/foxsportswest).

## ALL-TIME ANGELS TELEVISION BROADCASTERS

- |   |   |  |
|---|---|--|
| 1961 - Don Wells, Bob Kelley, Steve Bailey (KTLA)     | 1990 - Joe Torre, Reggie Jackson, Joe Garagiola (KTLA)                        | 2007 - Steve Physioc, Rex Hudler, Jose Mota, Mark Gubicza (Fox Sports Net and KCOP)    |
| 1962 - Buddy Blattner, Don Wells, Steve Bailey (KTLA) | 1991 - Ken Wilson, Ken Brett (KTLA)   | 2008 - Steve Physioc, Rex Hudler, Rory Markas, Mark Gubicza (Fox Sports Net and KCOP)  |
| 1963 - Buddy Blattner, Don Wells (KTLA)               | 1992 - Ken Wilson, Ken Brett (KTLA)   | 2009 - Steve Physioc, Rex Hudler, Rory Markas, Mark Gubicza (Fox Sports West and KCOP) |
| 1964 - Buddy Blattner, Don Wells (KTLA)               | 1993 - Ken Wilson, Ken Brett (KTLA)   | 2010 - Victor Rojas, Mark Gubicza (Fox Sports West and KCOP)                           |
| 1965 - Buddy Blattner, Don Wells (KTLA)               | 1994 - Ken Wilson, Ken Brett (KTLA & Prime Ticket)                            | 2011 - Victor Rojas, Mark Gubicza (Fox Sports West and KCOP)                           |
| 1966 - Buddy Blattner, Don Wells (KTLA)               | 1995 - Ken Wilson, Ken Brett (KTLA & Prime Sports)                            | 2012 - Victor Rojas, Mark Gubicza (Fox Sports West and Prime Ticket)                   |
| 1967 - Buddy Blattner, Don Wells (KTLA)               | 1996 - Steve Physioc, Jerry Reuss, Sparky Anderson (KCAL and Fox Sports West) | 2013 - Victor Rojas, Mark Gubicza (Fox Sports West)                                    |
| 1968 - Buddy Blattner, Don Wells (KTLA)               | 1997 - Steve Physioc, Jerry Reuss, Sparky Anderson (KCAL & Fox Sports West)   | 2014 - Victor Rojas, Mark Gubicza (Fox Sports West)                                    |
| 1969 - Dick Enberg, Don Wells (KTLA)                  | 1998 - Steve Physioc, Jerry Reuss, Sparky Anderson (KCAL & Fox Sports West)   | 2015 - Victor Rojas, Mark Gubicza (Fox Sports West)                                    |
| 1970 - Dick Enberg, Don Wells (KTLA)                  | 1999 - Steve Physioc, Rex Hudler (KCAL & Fox Sports West)                     | 2016 - Victor Rojas, Mark Gubicza (Fox Sports West)                                    |
| 1971 - Dick Enberg, Don Wells (KTLA)                  | 2000 - Steve Physioc, Rex Hudler (KCAL & Fox Sports West)                     | 2017 - Victor Rojas, Mark Gubicza (Fox Sports West)                                    |
| 1972 - Dick Enberg, Don Wells (KTLA)                  | 2001 - Steve Physioc, Rex Hudler (KCAL & Fox Sports Net)                      | 2018 - Victor Rojas, Mark Gubicza (Fox Sports West)                                    |
| 1973 - Dick Enberg, Don Drysdale (KTLA)               | 2002 - Steve Physioc, Rex Hudler (KCAL & Fox Sports Net)                      | 2019 - Victor Rojas, Mark Gubicza (Fox Sports West)                                    |
| 1974 - Dick Enberg, Don Drysdale (KTLA)               | 2003 - Steve Physioc, Rex Hudler (KCAL & Fox Sports Net)                      |  |
| 1975 - Dick Enberg, Don Drysdale (KTLA)               | 2004 - Steve Physioc, Rex Hudler (KCAL & Fox Sports Net)                      |  |
| 1976 - Dick Enberg, Don Drysdale (KTLA)               | 2005 - Steve Physioc, Rex Hudler (KCAL & Fox Sports Net)                      |  |
| 1977 - Dick Enberg, Don Drysdale, Al Wisk (KTLA)      | 2006 - Steve Physioc, Rex Hudler, Jose Mota (Fox Sports Net)                  |  |
| 1978 - Dick Enberg, Don Drysdale, Al Wisk (KTLA)      |   |  |
| 1979 - Don Drysdale, Al Wisk, Ron Fairly (KTLA)       |   |  |
| 1980 - Don Drysdale, Ron Fairly (KTLA)                |   |  |
| 1981 - Don Drysdale, Ron Fairly (KTLA)                |   |  |
| 1982 - Bob Starr, Ron Fairly (KTLA)                   |   |  |
| 1983 - Bob Starr, Ron Fairly (KTLA)                   |   |  |
| 1984 - Bob Starr, Ron Fairly, Allan L. Collin (KTLA)  |   |  |
| 1985 - Bob Starr, Joe Torre, Dick Enberg (KTLA)       |   |  |
| 1986 - Bob Starr, Joe Torre (KTLA)                    |   |  |
| 1987 - Bob Starr, Joe Torre (KTLA)                    |   |  |
| 1988 - Bob Starr, Joe Torre (KTLA)                    |   |  |
| 1989 - Bob Starr, Joe Torre (KTLA)                    |   |  |

UNDER THE HALO







AM830 KLAA enters its 12th year as the English language radio flagship station of the Los Angeles Angels. The broadcast team of Terry Smith and Mark Langston returns for their seventh full season in the Angels radio booth. 2019 marks Smith's 18th season with the club and the eighth for Langston as a broadcaster. AM830 is owned by Angels owner Arte Moreno.



In addition to all Spring Training, regular season and postseason broadcasts, AM830 airs *Angels On Deck* (pregame programming starting 90 minutes prior to each game), the *Angels Pregame Show* (beginning 30 minutes prior to the game), and the *Angels Postgame Show* plus *Angel Talk* after every home game broadcast. AM830 is home to *The Sports LODGE with Roger Lodge*, *The Rich Eisen Show* and *Golic & Wingo* from ESPN Radio. AM830 is also the Southern California home for the Anaheim Ducks and many other live professional and college football, basketball and hockey games, plus breaking Angels news and many other interesting hours of local and network programming.

UNDER THE HALO

## 2019 CALIFORNIA RADIO AFFILIATES

CALL LETTERS	FREQUENCY	LOCATION
KLAA	830 AM	Los Angeles/Orange County
KSPN	710 AM	Los Angeles
KRAK	910 AM	Victorville
KLOA	1240 AM	Ridgecrest
KXPS	1010 AM/102.7 FM	Palm Springs
KMET	1490 AM	Riverside-Banning
KTOX	1340 AM	Needles

KWKW ESPN Deportes (1330 AM) is in its 12th year as the Spanish-language play-by-play home of the Los Angeles Angels.

In 1941, at the beginning of World War II, the Federal Communications Commission awarded KWKW its license to broadcast and inform the Hispanic population of Los Angeles the news about the war. This took place from the basement of a hotel on Colorado Street in Pasadena. At a later date KWKW moved to 800 Sierra Madre Villa in Pasadena, where many of today's famous announcers began their careers in Spanish radio.

In 1962 Lotus Communications Corporation bought KWKW. Since that time Howard Kalmenson, owner and founder of Lotus Communications, has been able to acquire 24 radio stations which broadcast in English and Spanish as well as Lotus Hispanic Reps, a National Rep firm with offices across the country. All this was possible because of KWKW.

In January 1989, when KWKW switched from 1300 to 1330 on the AM dial, the broadcast coverage area more than doubled. KWKW is one of the leading Spanish language radio stations in the United States. An excellent signal, popular personalities, outstanding news, sports and in-depth public service and community involvement guarantee KWKW's long-term success in the dominant Mexican and Latino communities of Los Angeles.





# TV AND RADIO INFORMATION



## VICTOR ROJAS

### TELEVISION PLAY-BY-PLAY

Victor Rojas returns to the television booth for his 10th season as the play-by-play voice of the Angels. Rojas will also join fellow broadcaster Mark Gubicza for a 10th season as analyst for "Angels Live", the Angels pre- and post-game shows. During the 2011 MLB playoffs, TBS welcomed Rojas as a play-by-play voice during the National League Divisional Series (Milwaukee vs. Arizona).

Rojas joined the Angels broadcast team prior to the 2010 season after serving as a studio host for the MLB Network since its inception. Before joining MLB Network in late December 2008, Rojas spent five seasons (2004-08) as a member of the Texas Rangers television and radio broadcast teams, calling play-by-play as well as providing analysis. Rojas went to Texas after spending the 2003 season doing both play-by-play and analysis for Arizona Diamondbacks broadcasts.

Prior to breaking into Major League broadcasting with the D-backs, Rojas spent two seasons calling television and radio play-by-play for the Newark Bears of the Atlantic League, where he was also hired as the team's Assistant General Manager before becoming General Manager.

A former pitcher in the Angels organization, Rojas' career eventually led to coaching. The son of former Major League All-Star and Angels manager Cookie Rojas, Victor was on the Florida Marlins baseball staff in 1993 and served as pitching coach at Rio Grande in the Texas-Louisiana League in 1994. The Miami, FL native played his college baseball at the College of the Desert in Palm Springs, California, and Lewis-Clark State College in Lewiston, Idaho.

Rojas resides in Trophy Club, Texas with his wife Kim and their three children.

UNDER THE HALO



## MARK GUBICZA

### TELEVISION COLOR ANALYST

Former Major League Baseball veteran Mark Gubicza is entering his 18th year with Fox Sports West. This season will mark his 13th year of providing color commentary for Angels broadcasts on FSW. Gubicza will also continue as an analyst for the Angels' pre- and post-game shows, "Angels Live", which he has done for the past 14 seasons.

Gubicza previously co-hosted the *FS Baseball Report*, which aired nationally on Fox Sports, previewing future matchups and breaking down current standings in the league. In 2004, Gubicza provided analysis for Minnesota Twins games from Los Angeles. He made his first television appearance as an analyst for FSN in April 2000 on *Baseball Today* and the *National Sports Report*. He also hosted the *Southern California Baseball Report* on AM570 for three years.

In his professional baseball career, Gubicza spent 14 seasons in the Major Leagues. Drafted in 1981, he went on to spend 13 seasons with the Kansas City Royals, winning a World Championship in 1985 and 20 games in 1988. In both 1988 and 1989, he was named to the AL All-Star team. He finished his career with the Angels in 1997. To honor his many accomplishments on the field, he was named to the Kansas City Royals Hall of Fame as well as the Pennsylvania Hall of Fame in 2006. He was also named to the Missouri Sports Hall of Fame, class of 2010.

Gubicza and his wife, Lisa, live in Chatsworth, Calif. and have three children, Nicolette, Chad and Ashley.





## TERRY SMITH

### RADIO PLAY-BY-PLAY

Terry Smith enters his 18th season on the Angels flagship radio station. The 2019 season marks his 10th season as the Angels lead play-by-play announcer. His 18 seasons in the booth make Smith the longest tenured radio broadcaster in club history.

Smith joined the Angels in 2002 after serving as the radio voice of the New York Yankees Triple-A affiliate Columbus Clippers for 19 seasons. From 1983-97, Smith also served as Sports Director on WBNS AM in Columbus, Ohio and was simply known as "The Voice" serving as play-by-play announcer for the Ohio State University Football and Basketball Radio Network from 1986-97. Smith was recognized three times by the Ohio Associated Press for his sportscasts and WBNS AM was named the Outstanding Sports Operation in Ohio six times by the Associated Press.

Smith started his baseball broadcasting career in 1978, calling games for the Jacksonville Suns and later called games for the Memphis Chicks from 1981-82. At Memphis, Smith also worked as the Sports Director on WHBQ AM, anchoring sports on the morning and afternoon drive shows.

The Philadelphia native attended Temple University, where he played collegiate club hockey, as well as Jones College in Jacksonville, Fla. which has produced the likes of actors Joe Piscopo and Jay Thomas. In February 2002, Smith made his on-screen debut as a broadcaster in the baseball movie *A Little Inside*, which aired on HBO and Showtime. He assists in Angels Community Relations with appearances and has served as Honorary Chair of the Orange County Learning for Life's Exploring program. Smith and his wife, Sonia, have one son, Jordan, who graduated from UC Santa Barbara in 2013, and make their home in Ladera Ranch, Calif.

UNDER THE HALO



## MARK LANGSTON

### RADIO COLOR ANALYST

Mark Langston enters his seventh full season on the Angels broadcast team after joining Terry Smith on the air as an analyst on a part-time basis during the 2012 regular season.

Langston pitched 16 seasons at the Major League level, including eight with the Angels. He was originally drafted by Seattle in the 1981 draft and pitched for the Mariners (1984-89) and Montreal Expos (1989) before joining the Angels prior to the 1990 season. On Apr. 11, 1990 Langston and Mike Witt combined to pitch the eighth no-hitter in Angels history and the first combined no-hitter in club history. He pitched to an 88-74 record with a 3.97 ERA in his eight seasons with the Angels before finishing his career with the San Diego Padres (1998) and Cleveland Indians (1999). A four-time All-Star, Langston also won seven Gold Glove Awards, including five straight from 1991-95 with the Angels.

After retiring, Langston became the head baseball coach at Orange Lutheran High School where he guided the Lancers to a playoff berth in 2002. In Nov. 2018, Langston was inducted into the San Jose Sports Hall of Fame.

A native of San Diego, Langston resides in Laguna Beach with his wife, Michelle. The couple has two daughters, Katie and Gabrielle.

## ALL-TIME ANGELS RADIO BROADCASTERS- ENGLISH FLAGSHIP

1961 - Don Wells, Bob Kelley, Steve Bailey (KMPC)	1976 - Dick Enberg, Don Drysdale, Dave Niehaus (KMPC)	1993 - Bob Starr, Billy Sample (KMPC)	2009 - Rory Markas, Terry Smith, Steve Physioc, Rex Hudler (AM 830 KLA4)
1962 - Don Wells, Steve Bailey, Buddy Blattner (KMPC)	1977 - Dick Enberg, Don Drysdale, Al Wisik (KMPC)	1994 - Bob Starr, Billy Sample (KMPC)	2010 - Terry Smith, Jose Mota (AM 830 KLA4)
1963 - Don Wells, Buddy Blattner (KMPC)	1978 - Dick Enberg, Don Drysdale, Al Wisik (KMPC)	1995 - Bob Starr, Mario Impemba (KMPC)	2011 - Terry Smith, Jose Mota (AM 830 KLA4)
1964 - Don Wells, Buddy Blattner (KMPC)	1979 - Don Drysdale, Al Wisik (KMPC)	1996 - Bob Starr, Mario Impemba (KMPC)	2012 - Terry Smith, Jose Mota (AM 830 KLA4)
1965 - Don Wells, Buddy Blattner (KMPC)	1980 - Bob Starr, Steve Shannon (KMPC)	1997 - Bob Starr, Mario Impemba (KTZN)	2013 - Terry Smith, Mark Langston (AM 830 KLA4)
1966 - Don Wells, Buddy Blattner (KMPC)	1981 - Bob Starr, Don Drysdale, Ron Fairly (KMPC)	1998 - Mario Impemba, Brian Barnhart (KRLA)	2014 - Terry Smith, Mark Langston (AM 830 KLA4)
1967 - Don Wells, Buddy Blattner (KMPC)	1982 - Bob Starr, Ron Fairly (KMPC)	1999 - Mario Impemba, Brian Barnhart (KLAC)	2015 - Terry Smith, Mark Langston (AM 830 KLA4)
1968 - Don Wells, Buddy Blattner (KMPC)	1983 - Bob Starr, Al Conin, Ron Fairly (KMPC)	2000 - Mario Impemba, Daron Sutton (KLAC)	2016 - Terry Smith, Mark Langston (AM 830 KLA4)
1969 - Dick Enberg, Don Wells (KMPC)	1984 - Bob Starr, Al Conin, Ron Fairly (KMPC)	2001 - Mario Impemba, Daron Sutton (KLAC)	2017 - Terry Smith, Mark Langston (AM 830 KLA4)
1970 - Dick Enberg, Don Wells, Dave Niehaus (KMPC)	1985 - Dick Enberg, Al Conin, Ron Fairly (KMPC)	2002 - Rory Markas, Terry Smith (KLAC)	2018 - Terry Smith, Mark Langston (AM 830 KLA4)
1971 - Dick Enberg, Don Wells, Dave Niehaus (KMPC)	1986 - Al Conin, Ron Fairly (KMPC)	2003 - Rory Markas, Terry Smith (ESPN Radio)	2019 - Terry Smith, Mark Langston (AM 830 KLA4)
1972 - Dick Enberg, Don Wells, Dave Niehaus (KMPC)	1987 - Al Conin, Ken Brett (KMPC)	2004 - Rory Markas, Terry Smith (ESPN Radio)	
1973 - Dick Enberg, Don Drysdale, Dave Niehaus (KMPC)	1988 - Al Conin, Ken Brett (KMPC)	2005 - Rory Markas, Terry Smith (ESPN Radio)	
1974 - Dick Enberg, Don Drysdale, Dave Niehaus (KMPC)	1989 - Al Conin, Ken Brett (KMPC)	2006 - Rory Markas, Terry Smith (ESPN Radio)	
1975 - Dick Enberg, Don Drysdale, Dave Niehaus (KMPC)	1990 - Al Conin, Ken Brett (KMPC)	2007 - Rory Markas, Terry Smith (ESPN Radio)	
	1991 - Al Conin, Bob Jamison (KMPC)	2008 - Rory Markas, Terry Smith, Steve Physioc, Rex Hudler (AM 830 KLA4)	
	1992 - Al Conin, Bob Jamison (KMPC)		





# TV AND RADIO INFORMATION



## JOSÉ MOTA

### TELEVISION ANALYST

José Mota enters his 18th season with the Angels broadcast team. He currently serves as a TV pre- and postgame analyst on Fox Sports West. In addition to those duties, he also handled the in-game color analyst role for home Spanish television broadcasts during the 2013-17 seasons. From 2010-12 he worked as the English radio analyst, after serving as the play-by-play/analyst for Spanish radio broadcasts the previous eight seasons.

On Aug. 19-20, 2017, Mota handled play-by-play for the Angels radio broadcasts on AM830 and became the first MLB broadcaster to do have called play-by-play on a team's English radio broadcasts and Spanish radio broadcasts, as well as working as a color analyst on the English and Spanish television broadcasts. In 2018, Mota assisted Vladimir Guerrero as the translator at his introductory press conference and media appearances after Guerrero was announced as part of the 2018 Baseball Hall of Fame Class. He also translated for Guerrero during the 2018 Hall of Fame Induction Ceremony in Cooperstown.

He has also worked as an MLB Network analyst/correspondent and has served as a sideline reporter for ESPN during the World Baseball Classic (2006, 2013 & 2017) and on select Sunday Night Baseball telecasts. Additionally, he handles the color analyst and play-by-play duties for select national broadcasts during Saturday's Game of the Week on FOX.

José has broadcasted at multiple major events such as the 2006 ALCS (FOX), the 2007 MLB All-Star Game in San Francisco (FOX) and the 2007 MLB Playoffs (TBS). In 2008, he joined Yahoo Sports as a baseball analyst, contributing video features and website articles. In 2009, he worked as MLB International's color analyst for the worldwide broadcast of the World Baseball Classic.

A bilingual talent, Mota joined the Angels in 2002 after working as a broadcaster for MLB Radio. During the 2001 season, Mota worked as a play-by-play announcer for DirecTV Latin America which provided MLB broadcast coverage to 26 Latin American countries. He has been the featured analyst for MLB Productions' *Sabor a Béisbol*, a Spanish-language feature show available to national and international audiences.

From 1997 until his current appointment, José served as a color analyst/play-by-play announcer for the FOX baseball "Game of the Week" in Spanish, including MLB playoffs and World Series, and for the "NFL Sunday" football broadcasts. His first-ever MLB broadcast assignment was for the Los Angeles Dodgers Spanish radio in 2001.

A former Major League baseball player with the San Diego Padres (1991) and Kansas City Royals (1995), Mota was originally drafted by the Chicago White Sox in 1985. He was a two-time Collegiate All-American second baseman at Cal State Fullerton and owns a bachelors degree in Communications from CSUF. He was the starting second baseman for the 1984 National Champion Titans and was an inductee to the Cal State Fullerton Department of Communications' Alumni Wall of Fame in 2017. In 1999, José made his film debut in Kevin Costner's Universal Studios release *For Love of the Game* in which he portrayed Dominican shortstop "José Garcia." He is a member of the Screen Actors Guild.

In January 2015, Mota was honored at the Southern California Sports Broadcasters Awards as the winner for best foreign language color commentary for his work during the 2014 season.

He has served as the first and only full-time bilingual baseball broadcaster, as on a given day, José addresses both the Spanish and the English-speaking baseball

audiences. Mota was also selected by OC Metro Publications as one of the "Hottest 25" personalities in Orange County for 2007. The Mota family founded the non-profit Mota's Faces in 2011, which promotes the involvement of American youngsters in assisting impoverished school children and their families in the Dominican Republic.

A native of Santo Domingo, Dominican Republic, Mota is the son of longtime Dodger Manny Mota. He and his family make their home in the San Gabriel Valley.



UNDER THE HALO





## JOSÉ TOLENTINO

### SPANISH RADIO BROADCASTER

José Tolentino will return as the Angels Spanish radio broadcaster in 2019 on KWKW. He has also worked as a television broadcaster for Fox Deportes, Fox Sports International, DirecTV and ESPN and has covered multiple World Series in addition to calling Caribbean Series and Little League World Series games.

Prior to announcing, Tolentino played 15 seasons professionally after being drafted by the Oakland Athletics in the seventh round of the 1983 First-Year Player Draft out of the University of Texas. He was a member of the Longhorns 1983 College World Series championship team and was a nominee for the Golden Spikes Award, which is presented annually to the college baseball player of the year. His Longhorns teammates that season included Roger Clemens, Calvin Schiraldi and Bruce Ruffin. Tolentino made his Major League debut with the Houston Astros on July 28, 1991.

A native of Mexico City, Tolentino had the honor of managing Team Mexico at the 2007 Pan-American Games in Rio de Janeiro, Brazil and at the 2008 Summer Olympics in Beijing, China. He also served as bench coach for Mexico's World Baseball Classic teams in 2006 and 2009.

In 1999, he founded the José Tolentino Professional School of Baseball which teaches young athletes baseball fundamentals as well as the mental and psychological aspects of the game. He was honored in 2000 with the Orange County United Way Hispanic Influential Sports and Entertainment Award.

Tolentino and his family reside in Mission Viejo, California.



## V.J. LOVERO PHOTO WELL



V.J. Lovero, considered by many as one of the top sports photographers in the country, passed away much too soon on January 12, 2004 after a four-year battle with cancer. Despite his circumstances, he remained optimistic about life, and continued to focus on his photography, family and friends. For years, we were privileged to view the beauty of baseball through the eyes of his lens. His photographs captured the essence, emotion, artistry and even humor of our great game.

His career included covering the two Anaheim sports franchises in addition to serving Sports Illustrated as one of its premier photographers. After joining SI in 1985, his work graced the cover of the magazine an amazing 39 times. V.J. also covered numerous World Series, Stanley Cup Finals, Super Bowls, championship fights and Olympic Games.

V.J. left something behind for all who knew him. His life reminds us there are countless moments in our lives to be treasured. We are fortunate that many of his professional "moments" were preserved with a photograph.





# THE NAME, LOGO AND COLORS

The expansion franchise Los Angeles Angels were born in 1960, and played their first game in 1961. Named "Angels" for the English translation and nickname ("The City of Angels") of the city, the club remained in Los Angeles from 1961-65, before moving to Anaheim in 1966. The organization officially became the California Angels in Sept. 1965 to coincide with a uniform change the following season, and has remained in Anaheim since the move in 1966. On Nov. 19, 1996, the California Angels were renamed the Anaheim Angels in a press conference held at Anaheim Stadium to also announce a uniform change. On Jan. 3, 2005, the team announced its official name to be the Los Angeles Angels of Anaheim. The inclusion of Los Angeles reflects the original expansion name and returns the Angels as Major League Baseball's American League representative in the Greater Los Angeles territory. The team is now known as the Los Angeles Angels.

On Jan. 9, 2002, the Angels unveiled their new official team colors and logos featuring red as the dominant color for the first time in club history. The announcement represented the seventh uniform change in franchise history. The look to the Angels logo and uniforms captures the tradition of Angels baseball and a contemporary "back to basics" flare. The logo features the signature halo surrounding the 'A,' while the uniforms are reminiscent of decades past.

The Angels selected red, dark red, navy and silver as their colors. The red and navy that have been the team's official colors since the inaugural season have been maintained. The official Angels logo consists of the block letter 'A' in red, including dark red shading along the outside of the left side, inside the right side and bottom of the cross of the 'A.' A silver halo circles the top of the 'A,' filled with navy. The same navy outlines the 'A' as well as the halo.

Both home and road uniforms follow the traditional look of jerseys past. The club wears

red belts, red stirrups and red shoes. Helmets are similar in color and logo to the home and road cap. Large numerals in red outlined in blue and silver with the players last name in red outlined in blue and silver will appear on the back of all jerseys. A smaller number in red outlined in blue and silver appears below the script on the left side of all jerseys, except for the Spring Training jersey.

The Angels' home uniforms include a red cap and bill, official club logo and red button. Jersey is button down, white in color, with red piping around neck and arms. Red ANGELS script appears on front, with silver halo circling top of the 'A.' Script is outlined in blue and silver. Pants are white with red piping down each leg.

The Angels' road uniforms include a red cap and bill, official club logo and red button. Jersey is button down, gray in color, with red piping around neck and sleeves. Red ANGELS appears on front, with silver halo circling top of the 'A.' Script is outlined in blue and silver. Pants are gray with red piping down each leg.

The Angels' alternate uniform used for home or road games includes a red cap and bill, official club logo and red button. Jersey is button down, red in color, with silver piping around neck and arms. Red ANGELS script will appear on front, with silver halo circling top of 'A.' Script is outlined in blue and silver.

The Spring Training tops include official club logo located on top left of front side of jersey and Spring Training "ARZ" patch on the left sleeve. The Spring Training cap is red with official club logo, navy bill and button and Spring Training patch on right side.




**SPRING TRAINING CAP**

UNDER THE HALO




**HOME UNIFORM**



**ROAD UNIFORM**



**ALTERNATE UNIFORM**



**SPRING TRAINING UNIFORM**



ANGELS BASEBALL  
FOUNDATION

The Angels are proud to support many local charitable organizations and community groups throughout Orange County and the Greater Los Angeles region. Through the combined efforts of the Angels and the Angels Baseball Foundation, established in 2004 under Arte Moreno, the organizations have created an aggressive and far-reaching approach, one intended to have a profound, life-changing impact on thousands of people, specifically children, in our community. Among the Angels' notable beneficiaries are the Angels RBI Program, the Boys & Girls Clubs of Orange County, Orangewood Children's Foundation, the AVID Program and Southern California Little Leagues. The Angels have touched more than 5,000 organizations, answering needs for everything from memorabilia donations, to monetary grants, to the distribution of game tickets, allowing children to experience the remarkable game of baseball during each regular season.

## ANGELS BASEBALL FOUNDATION:

Since its inception in 2004, the Angels Baseball Foundation has granted more than \$6 million towards local causes. The Foundation focuses on initiatives aimed at creating and improving education, healthcare, arts and sciences, as well as community related youth programs throughout the region.

### Angels Baseball Foundation Gala

In 2018, the Angels hosted the second Angels Baseball Foundation Gala at Pelican Hill Golf Club in Newport Coast. The Gala included a casino night and provided the opportunity to be joined by a current player or Angels alumni for dinner. Additionally, attendees had the opportunity to bid on a variety of items including memorabilia and experiences during a silent auction as well as a live auction. All proceeds from the Gala benefited the Foundation.



### Angels 5K & Fun Run presented by Lexus

The 2019 baseball season will kick off with the Foundation's 5K & Fun Run. Over 5,000 Angels fans will hit the ground running in the organization's 9th annual race. Participants earn a commemorative shirt and medal to honor the occasion while also receiving the opportunity to pick up goodies and resources at the Health Expo. The 2018 event raised over \$160,000 for the Angels Baseball Foundation. The ninth annual event will take place Apr. 20, 2019 before the Angels host the Seattle Mariners.



UNDER THE HALO





# ANGELS IN THE COMMUNITY

## Bank of America Challenger

The Angels Baseball Foundation teamed up with Bank of America to host the 13th annual Bank of America Orange County Little League® Challenger Classic. With help from Angels players, coaches and alumni, more than 900 children, most of whom are living with physical and mental challenges, received the chance to play baseball on the field at Angel Stadium. The 2018 classic hosted the third annual Fall Festival Recourse Fair. Halloween candy was distributed by 15 non-profit organizations, who were on hand to share potential resources with participants and their families.



## Readers in the Outfield

In a collaborative effort to promote the importance of literacy, the Angels Baseball Foundation and the Literacy Project Foundation team up to create the “Readers in the Outfield” program. In 2018, over 100 second graders and their Master Teachers of Literacy showed off their literacy skills by playing interactive games with Angels legends Chuck Finley, Clyde Wright, and Bobby Grich.

## ACT Anaheim

Since 2013, three of Anaheim’s largest businesses joined forces to help improve the lives of young people in Anaheim. Accelerate Change Together for Anaheim, or ACT Anaheim, is a collaborative effort by Disneyland Resort, the Anaheim Ducks and Angels Baseball aimed at providing funding for organizations that focus on addressing the needs of Anaheim’s youth. Angels Baseball has donated over \$1 million dollars to the program and the partnership will continue through 2019.

## Angels Baseball Foundation Children’s Holiday Party



Each year the Angels Baseball Foundation aims to make the holiday season brighter for nearly 200 underprivileged kids by hosting a Holiday Party for non-profit organizations in the Southern California area. In 2018, the Angels held the event at Angel Stadium. The kids asked questions to current and former Angels players and coaches. Also, they got enjoy holiday crafts and play games on the field. Magical Builders’ Jamma Jingles program joined the party for their ninth year providing a new pair of pajamas to every child in attendance. At the end of the night, each child received a toy from Santa, a pair of pajamas, and warm holiday wishes from the Angels.

## Angels Scholars

Over the last three years, the Angels Baseball Foundation has awarded four-year scholarships to 39 outstanding high school seniors. Scholars are selected based on academic achievements, financial need, community involvement, and the desire to achieve a higher education. Funding is awarded for a maximum of four years, with the expectation that a bachelor’s degree will be obtained during this period. The Angels Baseball Foundation takes the time to assess the individual needs of each student once other scholarships and grants have been applied. The Foundation strives to build positive and supportive relationships with the scholars in order to help them develop skills that allow them to achieve their career and long-term goals.



UNDER THE HALO







## HONORING OUR COMMUNITY AT THE BALLPARK:

### Angels Wives

The Angels Wives take an active role in the community throughout the season by contributing their time and efforts toward numerous charitable organizations. Many wives organize their own events to benefit both the Angels Baseball Foundation and causes personal to them and their husbands.

The 2018 season was the eighth year for the “Gold Ball Mystery Grab Bag” event, benefiting Angels Baseball Foundation. The Angels Wives also teamed up with the Anaheim Firefighters Association in July to host the eighth “Fill the Boot” fundraiser to benefit the Muscular Dystrophy Association (MDA) of Orange County and Riverside County.



### Making Wishes Come True

The Make-A-Wish Foundation and the Angels have joined forces to help grant the wishes of children with life-threatening medical conditions. Throughout the season, the Angels are pleased to have Wish Kids and their families as their guests to enjoy an experience like no other, one that uses baseball to provide an opportunity for these children and their families to remove themselves from the difficult journey they are facing.



### Going to Bat Against Breast Cancer

The Angels annually join Major League Baseball and Susan G. Komen for the Cure on Mother’s Day to raise awareness and funding for the fight against breast cancer. Players, coaches and umpires throughout the league support the cause by wearing pink wristbands and pink ribbons on their uniforms. Many players also choose to play with special pink bats on Mother’s Day.

### MLB Pitch, Hit & Run Competition

The Angels are pleased to host the MLB Pitch, Hit & Run local final competition at Angel Stadium. The local competitions provide youth across North America with an integrated competition that recognizes individual excellence in core baseball skills. The program reaches more than 600,000 participants between the ages of seven and 14, through more than 3,900 local competitions.

### Father’s Day Home Run Challenge

The Angels and Major League Baseball are committed to the fight against prostate cancer. In 2018, the Angels continued their partnership with the Prostate Cancer Foundation for the Home Run Challenge. In its 21st year of raising money for the cure of prostate cancer, the Home Run Challenge takes place the week prior to Father’s Day with events scheduled at stadiums across the nation.



### Light the Night®

The Angels partner with The Leukemia & Lymphoma Society each year to host the Light the Night Walk at Angel Stadium. This special fundraising walk is a celebration and commemoration of lives touched by cancer. All walkers carry balloons: cancer patients and survivors carry white illuminated balloons, while supporters carry red illuminated balloons.



UNDER THE HALO





# ANGELS IN THE COMMUNITY

## ANGELS IN THE OUTFIELD:

### Adopt-A-School

In 2019, the Angels will select their 12th class of adopted elementary schools for the Adopt-A-School program. As a part of the Adopt-A-School program, each student receives an Angels school supplies pack and each school will be given an allotment of tickets for the 2019 season to be used in their incentive programs. The Angels Baseball Foundation will also present each elementary school with a \$2,000 grant to go toward the education program of their choice.



### Hospital Visits

Throughout the season, Angels players and their wives visit CHOC Children's to lift the spirits of the patients and their families. The players and coaches make special appearances to distribute Angels items, sign autographs and visit with the children and their families.

### Strike Force Visits

The Angels Strike Force helps with Angels community efforts by making special appearances to various events. Some of these appearances include Angels RBI, Angels

Baseball Foundation events, Read Across America, library visits, hospital visits and Adopt-A-School assemblies.

### Back to School Clothing Drive

In September 2018, staff from the Angels, Wal-Mart and the Boys & Girls Club of Anaheim distributed back-to-school items to over 400 Club Kids from the Boys & Girls Club of Anaheim, Santa Ana, Fullerton, Brea-Placentia, and Westminster. Each child received socks, underwear, a pair of pants, shirts and a pair of shoes as well as an Angels hat and tote bag.

### Angels RBI League

The Angels Baseball Foundation, the Boys & Girls Clubs of Orange County and Major League Baseball partner together to create the Angels Reviving Baseball in Inner Cities (RBI) League. This youth program, offered to Orange County Boys & Girls Club members, provides an opportunity for 8-to-18-year-olds to play baseball and softball and learn important life skills. The Angels RBI League concentrates on fundamentals and teamwork, while off the field stresses the importance of citizenship and academics.

Participants are provided with catcher's gear, bats, balls and helmets. The RBI League athletes also have an opportunity to attend a special Baseball and Softball Clinic in the outfield of Angel Stadium. League members emphasize core skills in the areas of fielding, batting, sliding and pitching with the assistance of Boys & Girls Club staff, local coaches and Angels players and coaches.

### Angels Youth Clinics, Benefiting the Angels RBI League

The Angels annually host a Baseball Day Camp in the outfield at Angel Stadium. The goal is to teach not only the proper fundamentals of the game of baseball and softball, but also the enjoyment that participating in the game can provide.



UNDER THE HALO





## GET INVOLVED WITH THE ANGELS AND THE ANGELS BASEBALL FOUNDATION:



### Personalized Bricks

Imagine walking up to one of the most beautiful ballparks in the country with family, friends or co-workers. Now imagine looking down and seeing your name or message on a brick paved into the giant diamond at the Home Plate entrance. Fans can purchase a brick, inscribe their name or a message on it and become a permanent fixture of Angel Stadium. All proceeds from the bricks go directly to the Angels Baseball Foundation.

Visit [angels.com/community](http://angels.com/community) for more information.

### Message Boards

The Angels post birthday, anniversary, congratulations, welcome, and in remembrance of messages during games on the Angel Stadium scoreboards. With a donation per message, fans have the opportunity to share their messages with all those in attendance. All donations go to the Angels Baseball Foundation. Visit [angels.com/community](http://angels.com/community) for more information.

### Stadium Tours

The “behind-the-scenes” tour of Angel Stadium is both an enjoyable and educational experience. Attendees are invited to view areas that are normally restricted to the public. The complete tour includes a visit to the press box, visitor’s clubhouse, bullpen, dugout and Angel Stadium’s suites. Tours of the stadium are available year round and all donations support the Angels Baseball Foundation. Visit [angels.com/tours](http://angels.com/tours) for more information.

### Angels Online Donations

The Angels are happy to help numerous charitable organizations in Southern California that are dedicated to making a difference in our community. To help support these organizations, the Angels regularly donate various autographed items and game tickets through the Community Ticket Program to be used for fundraising auctions and raffles. To request a donation from the Angels please visit [angels.com/donations](http://angels.com/donations).

UNDER THE HALO

## ANGELS BASEBALL FOUNDATION

The Angels Baseball Foundation, responsible for the distribution of over \$6 million since its inception in 2004, is comprised of Chairman Mark Merhab, Arte & Carole Moreno, Dennis Kuhl, Bobby Grich, Ed Arnold, Tim Mead and Secretary Bill Beverage.





# BASEBALL... IT'S IN OUR DNA

LIVE LOOK-INS AND ANALYSIS ON MLB TONIGHT™  
PLUS 5 LIVE GAMES EACH WEEK




OUR NATIONAL PASTIME  
ALL THE TIME®



GO TO [FINDMLBNETWORK.COM](http://FINDMLBNETWORK.COM) FOR CHANNEL LINEUP.  
© 2019 MAJOR LEAGUE BASEBALL PROPERTIES, INC. ALL RIGHTS RESERVED.

# *MANAGER & COACHES*





## BRAD AUSMUS

### MANAGER 12

HEIGHT: 5-11

WEIGHT: 205

BATS: R

THROWS: R

BORN: APRIL 14, 1969    OPENING DAY AGE: 49  
BIRTHPLACE: NEW HAVEN, CT    RESIDES: DEL MAR, CA  
APPOINTED: OCT. 21, 2018  
MARRIED: LIZ SELFIDGE, DEC., 1995  
CHILDREN: SOPHIE, ABIGAIL

### MANAGERIAL OVERVIEW

◆ Begins first season as the **Angels** manager and second in the organization...Named the 17th different field manager in franchise history Oct. 21, 2018, replacing Mike Scioscia, who held the position since 2000...Marks second managerial stint at the Major League level... In **2018**, joined the Angels front office as a Special Assistant to the General Manager...Served as the Detroit Tigers manager from **2014-2017**, guiding the Club to a 314-332 (.486) record, highlighted by a 90-72 record and a postseason berth in his first year as manager in 2014... Was one of 11 managers in Tigers franchise history to win at least 300 games...Following playing career, served as a Special Assistant, Baseball Operations for the San Diego Padres from **2011-2013**...Managed Team Israel in the 2013 World Baseball Classic (for more info, see Personal/Misc. section).

### CATCHIN' FEELINGS

Brad Ausmus becomes the fifth former Major League catcher to manage the Angels, joining: Del Rice, Norm Sherry, Buck Rodgers and Mike Scioscia

AUSMUS

### MANAGERIAL YEARLY SUMMARY

#### 2017

- ◆ In final season with the Tigers, Club posted a 64-98 (.395) record...Team finished in fifth place in the A.L. Central (-38).
- ◆ Notched 300th career victory as a manager Aug. 3 at Baltimore.

#### 2016

- ◆ In third season with Tigers, Club finished the season with an 86-75 (.534) record, good for second in the A.L. Central (-8)...Tigers finished 2.5 games behind the Blue Jays for the second Wild Card berth.
- ◆ Led Club to a 12-win improvement from the previous season.

#### 2015

- ◆ Compiled a 74-87 (.460) record in second season as manager of the Tigers...Club finished in fifth place in the A.L. Central (-20.5).
- ◆ Recorded 100th managerial victory April 19th.

#### 2014

- ◆ In first year at the helm of the Tigers, led Club to a 90-72 (.556) record, capturing the A.L. Central title...Joined Hughie Jennings (1907), Mickey Cochrane (1934) and Jim Leyland (2006) as the only managers in Tigers history to lead Club to a playoff berth as first-year managers.
- ◆ Named the 37th manager in Tigers history on Nov. 3, 2013.

### PLAYING CAREER

- ◆ Three-time Gold Glove winner (2001, 2002, & 2003) played 18 seasons at the Major League level with the Padres (1993-96), Tigers (1996, 1999-2000), Astros (1997-98, 2001-07) and Dodgers (2009-10)...Saw action in eight postseasons, including two trips to the NLCS and one trip to the World Series.
- ◆ A five-time leader as a catcher in field percentage, he currently ranks third all-time in putouts by a catcher (12,839), 10th in innings caught (15,840.2) and 11th in starts as a backstop (1,766).
- ◆ Spent 10 years as a member of the Astros and is the Club's all-time leader among catchers in games (1,259), hits (970) and runs scored (415)...Won all three Gold Gloves with Houston...In Game 4 of the '05 NLDS, homered with two outs in the bottom of the ninth inning to tie the game at six and send it into extra innings...Houston won game in 18 innings with Ausmus catching 17 innings and playing one at first.
- ◆ Tabbed as an All-Star in 1999 as a member of the Tigers...Game was played at Fenway Park...Entered the game in the 6th inning, replacing Ivan Rodriguez.
- ◆ Made Major League debut June 24, 1993 with San Diego Padres.
- ◆ Selected by Colorado from New York (A.L.) in the 1992 expansion draft...Traded to the Padres in July 1993.
- ◆ Originally drafted by the New York Yankees in the 47th round of the 1987 First Year Draft...Elected to alternate between attending Dartmouth and playing minor league baseball...Served as a volunteer coach and bullpen catcher at Dartmouth...Graduated with an A.B. in Government...In 2005, became the first Ivy League catcher in play in the World Series since Dartmouth's Chief Meyers in 1916.



## PERSONAL/MISC

- ◆ Managed Team Israel during the 2013 World Baseball Classic...Fellow coaches included Shawn Green, Gabe Kapler and Mark Loretta...Club won its first two games to advance to the pool finals against Spain...Club fell in pool championship game 9-7 in 10 innings.
- ◆ He and wife, Liz, have two daughters, Sophie and Abigail and reside in Del Mar, CA during the offseason.

## AUSMUS' MANAGERIAL RECORD

Year	Club	League	Won	Lost	Pct.	Position
2014	DETROIT	American	90	72	.556	First (Central Division)
2015	DETROIT	American	74	87	.460	Fifth (Central Division)
2016	DETROIT	American	86	75	.534	Second (Central Division)
2017	DETROIT	American	64	98	.395	Fifth (Central Division)
<b>MAJOR LEAGUE TOTALS (4 seasons)</b>			<b>332</b>	<b>332</b>	<b>.486</b>	

## AUSMUS' MANAGERIAL RECORD IN PLAYOFFS

Year	Club	Series	Won	Lost	Pct.
2014	—	DET vs. BAL	0	3	.000
<b>Playoff Totals</b>			<b>0</b>	<b>3</b>	<b>.000</b>

## AUSMUS' LIFETIME PLAYING RECORD

Year	Club	AVG	G	AB	R	H	2B	3B	HR	RBI	BB	SO	SB	OPS
1988	— Oneonta	.250	2	4	0	1	0	0	0	0	0	2	0	.500
	Yankees (GCL)	.256	43	133	22	34	2	0	0	15	11	25	5	.590
1989	— Oneonta	.261	52	165	29	43	6	0	1	18	22	28	6	.663
1990	— Prince William	.236	107	364	46	86	12	2	0	27	32	73	2	.583
1991	— Albany-Colonie	.266	67	229	36	61	9	2	1	29	27	36	14	.681
	Prince William	.304	63	230	28	70	14	3	2	30	24	37	17	.783
1992	— Columbus	.242	111	364	48	88	14	3	2	35	40	56	19	.630
	Albany-Colonie	.167	5	18	0	3	0	1	0	1	2	3	2	.528
1993	— Colorado Springs	.270	76	241	31	65	10	4	2	33	27	41	10	.711
	SAN DIEGO	.256	49	160	18	41	8	1	5	12	6	28	2	.696
1994	— SAN DIEGO	.251	101	327	45	82	12	1	7	24	30	63	5	.672
1995	— SAN DIEGO	.293	103	328	44	96	16	4	5	34	31	56	16	.765
1996	— SAN DIEGO	.181	50	149	16	27	4	0	1	13	13	27	1	.489
	DETROIT	.248	75	226	30	56	12	0	4	22	26	45	3	.682
1997	— HOUSTON	.266	130	425	45	113	25	1	4	44	38	78	14	.684
1998	— HOUSTON	.269	128	412	62	111	10	4	6	45	53	60	10	.713
1999	— DETROIT	.275	127	458	62	126	25	6	9	54	51	71	12	.779
2000	— DETROIT	.266	150	523	75	139	25	3	7	51	69	79	11	.722
2001	— HOUSTON	.232	128	422	45	98	23	4	5	34	30	64	4	.625
2002	— HOUSTON	.257	130	447	57	115	19	3	6	50	38	71	2	.675
2003	— HOUSTON	.229	143	450	43	103	12	2	4	47	46	66	5	.594
2004	— HOUSTON	.248	129	403	38	100	14	1	5	31	33	56	2	.631
2005	— HOUSTON	.258	134	387	35	100	19	0	3	47	51	48	5	.682
2006	— HOUSTON	.230	139	439	37	101	16	1	2	39	45	71	3	.593
2007	— HOUSTON	.235	117	349	38	82	16	3	3	25	37	74	6	.642
2008	— HOUSTON	.218	81	216	15	47	8	0	3	24	25	41	0	.600
2009	— LAD	.295	36	95	9	28	4	0	1	9	5	21	1	.712
2010	— LAD	.222	21	63	4	14	2	0	0	2	7	15	0	.564
	Abuquerque (1)	.125	4	8	0	1	0	0	0	0	2	0	0	.250
	Inland Empire (1)	.500	4	12	1	6	0	0	0	2	2	1	0	1.071
<b>MAJORS TOTALS</b>		<b>.251</b>	<b>1971</b>	<b>6279</b>	<b>718</b>	<b>1579</b>	<b>270</b>	<b>34</b>	<b>80</b>	<b>607</b>	<b>634</b>	<b>1034</b>	<b>102</b>	<b>.669</b>

(1) rehab assignment

## DIVISION SERIES PLAYING RECORD

Year	Club, Opp.	AVG	G	AB	R	H	2B	3B	HR	RBI	BB	SO	SB
1997	— HOU, ATL	.400	2	5	1	2	1	0	0	2	0	1	0
1998	— HOU, SD	.222	4	9	0	2	0	0	0	0	0	4	0
2001	— HOU, ATL	.250	3	8	1	2	0	0	1	2	0	0	0
2004	— HOU, ATL	.333	5	9	3	3	0	0	1	1	3	3	0
2005	— HOU, ATL	.222	4	18	3	4	1	0	1	1	2	4	0
<b>Totals</b>		<b>.265</b>	<b>18</b>	<b>49</b>	<b>8</b>	<b>13</b>	<b>2</b>	<b>0</b>	<b>3</b>	<b>6</b>	<b>5</b>	<b>12</b>	<b>0</b>





# 2019 ANGELS

## LEAGUE CHAMPIONSHIP SERIES PLAYING RECORD

Year	Club, Opp.	AVG	G	AB	R	H	2B	3B	HR	RBI	BB	SO	SB
2004—	HOU, STL	.105	7	19	0	2	0	0	0	0	2	8	0
2005—	HOU, STL	.318	6	22	3	7	2	0	0	1	1	6	1
<b>Totals</b>		<b>.220</b>	<b>13</b>	<b>41</b>	<b>3</b>	<b>9</b>	<b>2</b>	<b>0</b>	<b>0</b>	<b>1</b>	<b>3</b>	<b>14</b>	<b>1</b>

## WORLD SERIES PLAYING RECORD

Year	Club, Opp.	AVG	G	AB	R	H	2B	3B	HR	RBI	BB	SO	SB
2005—	HOU, CWS	.250	4	16	1	4	1	0	0	0	1	3	0

## ALL-STAR GAME PLAYING RECORD

Year	Club, Site	AVG	G	AB	R	H	2B	3B	HR	RBI	BB	SO	SB
1999—	NL, BOS	.000	1	1	0	0	0	0	0	0	0	0	0

## ANGELS MANAGERIAL RECORDS

Years	Manager	W	L	PCT	Years	Manager	W	L	PCT
1961-69	Rigney, Bill	625	707	.469	1989-91	Rader, Doug	232	216	.518
1969-71	Phillips, Lefty	222	225	.497	1991-94	Rodgers, Buck	140	173	.447
1972	Rice, Del	75	80	.484	1992	Wathan, John#	39	50	.438
1973-74	Winkles, Bob	109	127	.462	1992	Lachemann, Marcel#	3	1	.750
1974	Herzog, Whitey#	2	2	.500	1994	Knoop, Bobby#	1	1	.500
1974-76	Williams, Dick	147	194	.431	1994-96	Lachemann, Marcel	160	170	.485
1976-77	Sherry, Norm	76	71	.517	1996	McNamara, John#	10	18	.357
1977-78	Garcia, Dave	60	67	.472	1996	Maddon, Joe#	8	14	.364
1978-81	Fregosi, Jim	237	248	.489	1997-99	Terry Collins	214	235	.477
1981-82	Mauch, Gene	122	103	.542	1998	Maddon, Joe#	6	2	.750
1983-84	McNamara, John	151	173	.466	1999	Maddon, Joe#	19	10	.655
1985-87	Mauch, Gene	257	229	.529	2000-18	Mike Scioscia	1650	1428	.536
1988	Rojas, Cookie	75	79	.487					
1988	Stubing, Moose#	0	8	.000					

# - Interim Manager

ALUSMUS





# COACHING STAFF



**ANDREW  
BAILEY**

**BULLPEN COACH 68**

BORN: MAY 31, 1984  
 BIRTHPLACE: HADDON HEIGHTS, NJ  
 APPOINTED: DEC. 3, 2018  
 MARRIED: AMANDA SCALZO, NOV. 20, 2010  
 CHILDREN: THEODORA, MATTHEW

OPENING DAY AGE: 34  
 RESIDES: MADISON, CT

HEIGHT: 6-3    WEIGHT: 240    BATS: R    THROWS: R

## COACHING HIGHLIGHTS

- ◆ Embarks on first season as bullpen coach in **2019**...  
 Joined the Angels coaching staff in **2018** as a coaching assistant and video replay coordinator after announcing his retirement as a player in February.

## PLAYING CAREER & MISC

- ◆ Two-time American League All-Star and 2009 A.L. Rookie of the Year Award winner played eight Major League seasons with the Athletics (2009-11), Red Sox (2012-13), Yankees (2015), Phillies (2016) and Angels (2016-17)...Across 265 career Major League games, posted a 16-14 record with a 3.12 ERA (274.1 IP - 95 ER) and 95 saves...He is one of three players in Major League history to record 24-or-more saves in each of his first three MLB seasons...Spent final season and a half of career with the Angels, combining to go 2-0 with a 1.76 (15.1 IP - 3 ER) in 16 games for the Halos.



BAILEY



## BAILEY'S LIFETIME PITCHING RECORD

Years	W-L	ERA	G	GS	CG	SHO	SV	IP	H	R	ER	BB	SO
8	16-14	3.12	265	0	0	0	95	274.1	212	101	95	91	276

## WHAT A RELIEF

### Notable Angel Bullpens...

CATEGORY	TOTAL	YEAR
Lowest ERA	2.67	1971
Most Strikeouts	603	2018
Fewest Hits	282	1972
Lowest BAA	.219	2002
Opponent OPS	.619	1971
WHIP	1.20	2002
Saves	66	2008
Save Percentage	84.8%	1969
K/9	9.51	2017





# COACHING STAFF



## MANNY DEL CAMPO

### BULLPEN CATCHER **92**

BORN: MAY 11, 1983

OPENING DAY AGE: 35

BIRTHPLACE: RIITO, MEXICO

RESIDES: SAN LUIS, MEXICO

APPOINTED: FEB. 1, 2019

HEIGHT: 5-11

WEIGHT: 170

BATS: R

THROWS: R

### COACHING HIGHLIGHTS

- ◆ **2019** marks fourth season in Angels organization and first with Major League staff as a bullpen catcher..From **2017-18**, was hitting coach for Orem in Pioneer League and also served as a defensive coach during **2016** season... In **2015**, was a catching instructor for Águilas de Mexicali in Mexican League...Has also assisted coaching staff for Mexico's World Baseball Classic team.

### PLAYING CAREER & MISC

- ◆ Played two seasons as a catcher in Diamondbacks organization (2005-05) after signing as a free agent in 2003... Also played professionally in Mexico from 2007-12...Attended Cibola HS in Yuma, AZ and St. Petersburg Junior College in Florida.

### MINOR LEAGUE PLAYING RECORD

Years	AVG	G	AB	R	H	2B	3B	HR	RBI	BB	SO	SB
2	.180	54	150	13	27	8	0	2	13	9	35	0

### MEXICAN LEAGUE PLAYING RECORD

Years	AVG	G	AB	R	H	2B	3B	HR	RBI	BB	SO	SB
5	.246	144	313	19	77	9	2	4	36	22	60	2

DEL CAMPO



# COACHING STAFF



**JESÚS  
FELICIANO**

**FIRST BASE/  
OUTFIELD  
62  
COACH**

**HEIGHT: 5-10    WEIGHT: 190    BATS: L    THROWS: L**

**BORN: JUNE 6, 1979    OPENING DAY AGE: 39**  
**BIRTHPLACE: BAYAMON, PR    RESIDES: BAYAMON, PR**  
**APPOINTED: DEC. 3, 2018**  
**MARRIED: TATIANA ENCARNACION**  
**CHILDREN: DANIGA PATRICIA**

## COACHING HIGHLIGHTS

◆ **2019** marks first season on the Angels coaching staff following appointment Dec. 3, 2018 (replacing Alfredo Griffin)...Joins Halos as first base and outfield coach following five seasons in the Cubs organization...Spent the **2018** campaign as hitting coach for Double-A Tennessee following two seasons (**2016-17**) as Single-A Eugene's manager...During second season at helm of Eugene, Club finished second in the Northwest League, falling in the finals to the Vancouver Canadians...In **2016**, his Emeralds captured the Northwest League title, the Club's first since 1975...Tabbed as the 2016 Northwest League Manager of the Year...Served as Single-A South Bend's hitting coach in **2015** and Single-A Boise's hitting coach in **2014**...In 2015, worked with future Yankee Gleyber Torres who led the Club with a .293 (136/464) average.

## PLAYING CAREER & MISC

◆ Played 15 seasons of professional baseball, reaching the Majors in 2010 with the Mets...Appeared in 54 games with New York following debut June 10...Posted a .231 (25/108) clip with four doubles, a triple and three RBI at the Major League level...Over the course of career in minors with the Dodgers (1998-2003), Tampa Bay (2003-04 & 2012), Washington (2005-06) and New York - N.L. (2007-11), amassed a .282 (1,503/5,328) average with 204 doubles, 21 triples, 23 home runs, 457 RBI, 691 runs scored and 199 stolen bases...Played for Team Puerto Rico during the 2009 World Baseball Classic, batting .375 (6/16) in six games...Team was eliminated by Team USA in the Pool 2 semi-finals.

## FELICIANO'S LIFETIME PLAYING RECORD

Years	AVG	G	AB	R	H	2B	3B	HR	RBI	BB	SO	SB
1	.231	54	108	12	25	4	1	0	3	6	12	1

## MINOR LEAGUE PLAYING RECORD

Years	AVG	G	AB	R	H	2B	3B	HR	RBI	BB	SO	SB
15	.282	1561	5328	691	1503	204	21	23	457	372	544	199

## FELICIANO'S MANAGERIAL RECORD

Year	Club	League	Won	Lost	Pct.	Finish
2016	Eugene	Northwest	54	22	.711	1st#
2017	Eugene	Northwest	39	37	.513	2nd
<b>MINOR LEAGUE TOTALS (9 seasons)</b>			<b>93</b>	<b>59</b>	<b>.612</b>	

#Won League Title

FELICIANO





# COACHING STAFF



## MIKE GALLEGO

### THIRD BASE/ INFIELD COACH **86**

HEIGHT: 5-8    WEIGHT: 185    BATS: R    THROWS: R

BORN: OCT. 31, 1960    OPENING DAY AGE: 58  
BIRTHPLACE: WHITTIER, CA    RESIDES: SCOTTSDALE, AZ  
APPOINTED: DEC. 3, 2018  
MARRIED: CARYN  
CHILDREN: NIKO, JOE, ALI

### COACHING HIGHLIGHTS

- ◆ **2019** represents fourth season with the Angels organization and first as the Club's third base coach (replacing Dino Ebel)...From **2016-18** was the Club's Director, Baseball Development...In **2009-15**, served as Oakland's third base coach, which included three trips to the postseason (2012, 2013 & 2014)...Joined the A's following nine seasons (**2000-08**) working in the Colorado Rockies organization...From **2005-08**, served on the Rockies' Major League staff as third base and infield coach...Under tutelage, Colorado set a Major League record for fielding percentage with a mark of .989 in 2007...Troy Tulowitzki led Major League shortstops with a .987 fielding percentage that year and Todd Helton topped all N.L. first basemen with a .999 fielding percentage...Spent a majority of the **2000-04** seasons as the organization's roving infield coordinator...Joined the Major League coaching briefly in **2002** before returning to the minor league coaching ranks for the '03 and '04 seasons...Began coaching career as Boston's minor league infield instructor in **1999**.

### PLAYING CAREER & MISC

- ◆ Played 13 Major League seasons with the A's (1985-91, '95), Yankees (1992-94) and Cardinals (1996-97), compiling a .239 (700/2931) average with 111 doubles, 12 triples, 42 home runs and 282 RBI...Fashioned a .986 career fielding percentage at second base over 2,600 total chances...Played in four career postseasons, including trips to three straight World Series with Oakland (1988-90)...Was a member of the 1989 World Series Champion A's...Returned to the postseason with the Cardinals in 1996...Originally drafted by the Oakland A's in the second round of the 1981 First-Year Player Draft...Played collegiately at the University of California, Los Angeles (UCLA) for three years before after prepping at St. Paul High School (Santa Fe Springs, CA - 17 miles from Angel Stadium).
- ◆ He and wife Caryn have twin sons, Joe and Nicholas "Niko" and a daughter Ali and reside in Scottsdale, AZ...Son Niko also played college baseball at UCLA and played in the 2010 College World Series against South Carolina...Niko was drafted by the Arizona Diamondbacks in the 27th round and went on to play five seasons of professional baseball...Uncle of Dodgers catcher Austin Barnes...Full name is Michael Anthony Gallego.



GALLEGO

### GALLEGO'S LIFETIME PLAYING RECORD

Years	AVG	G	AB	R	H	2B	3B	HR	RBI	BB	SO	SB
13	.239	1111	2931	374	700	111	12	42	282	326	465	24

### DIVISION SERIES RECORD

Years	AVG	G	AB	R	H	2B	3B	HR	RBI	BB	SO	SB
1	.000	2	1	0	0	0	0	0	0	0	1	0

### LEAGUE CHAMPIONSHIP SERIES RECORD

Years	AVG	G	AB	R	H	2B	3B	HR	RBI	BB	SO	SB
3	.213	19	47	6	10	2	0	0	3	2	9	0

### WORLD SERIES RECORD

Years	AVG	G	AB	R	H	2B	3B	HR	RBI	BB	SO	SB
3	.083	7	12	0	1	0	0	0	0	1	3	1

# COACHING STAFF



**JUSTIN  
HATCHER**

**BULLPEN  
CATCHER 93**

**HEIGHT: 5-9    WEIGHT: 195    BATS: R    THROWS: R**

**BORN: MAY 12, 1980    OPENING DAY AGE: 38**  
**BIRTHPLACE: FORT WORTH, TX    RESIDES: ALEDO, TX**  
**APPOINTED: FEB. 11, 2019**  
**MARRIED: LORI**  
**CHILDREN: SAVANNAH, GAGE**

## COACHING HIGHLIGHTS

- ◆ **2019** marks first season with Angels as a bullpen catcher...Spent previous 11 seasons (**2008-18**) as a bullpen catcher for Padres.


## PLAYING CAREER & MISC

- ◆ Played five minor league seasons after being selected by the Texas Rangers in the 25th round of the 2003 First-Year Player Draft...Compiled a .259 (208/803) batting average with 42 extra-base hits and 87 RBI during his time in Rangers (2003-06) and Padres (2006-07) organizations...Posted a 37% (56/150) caught stealing rate during minor league career...Appeared in three games for Fort Worth Cats in Independent American Association in 2006...Attended Texas Christian University and Brewer HS (TX).

## MINOR LEAGUE PLAYING RECORD

Years	AVG	G	AB	R	H	2B	3B	HR	RBI	BB	SO	SB
5	.259	255	803	114	208	25	2	5	87	86	170	16

HATCHER





# COACHING STAFF



## MATT MARTIN

**COACHING ASSISTANT & INSTANT REPLAY COORDINATOR** **80**

**HEIGHT: 6-1    WEIGHT: 170    BATS: S    THROWS: R**

**BORN: JULY 18, 1969    OPENING DAY AGE: 49**

**BIRTHPLACE: LUBBOCK, TX    RESIDES: LUBBOCK, TX**

**APPOINTED: JAN. 3, 2019**

**MARRIED: JULIE**

**CHILDREN: JADE**

### COACHING HIGHLIGHTS

◆ **2019** marks first season in Angels organization as Coaching Assistant/Instant Replay Coordinator, following appointment on Jan. 3 (replacing Andrew Bailey, who became Halos Bullpen Coach)...From **2014-17**, was a member of Brad Ausmus' Major League staff in Detroit as Defensive Coordinator...During time with Tigers, assisted coaching staff with all on-field arrangements, as well as with coordination of all advanced scouting information...Prior to joining Detroit's staff, served 22 seasons as either a minor league coach, manager or instructor...Was Orioles Minor League Infield Instructor in **2013** and also held same position for Baltimore in **2004**...In **2012**, was Dodgers Minor League Coordinator of Instruction and managed their Arizona Summer League team...Spent five seasons (**2007-11**) as Dodgers Minor League Infield Coordinator...Served as manager for Gulf Coast League Yankees in **2006** after being the team's hitting coach in **2005**...Was Double-A hitting coach in Detroit system from **1998-2003**...Began **1997** as a roving Infield Instructor for Detroit before managing their New York-Penn League affiliate in Jamestown for second half of year after manager Dwight Lowry tragically passed away from a heart attack at age 39 on July 10...Gained first managerial experience in **1996** with Cincinnati's Pioneer League affiliate in Billings.

### PLAYING CAREER & MISC

◆ Played four seasons in minor leagues (1991-94) in Reds organization as an infielder (also appeared in five games as a pitcher)...Selected by Cincinnati in 36th round of 1991 First-Year Player Draft out of Lubbock Christian University...During time with Detroit, was active in community, attending Tigers Winter Caravan and Tigerfest... Also worked with Tigers Dreams Come True and Keeping Kids in the Game programs.

### MINOR LEAGUE PLAYING RECORD

Years	AVG	G	AB	R	H	2B	3B	HR	RBI	BB	SO	SB
4	.209	131	316	45	66	11	1	1	32	39	62	10

## MARTIN'S MANAGERIAL RECORD

Year	Club	League	Won	Lost	Pct.	Finish
1996	Billings	Pioneer	10	25	.286	4th
1997	Jamestown	New York-Penn	16	36	.308	4th
2006	Yankees (GCL)	Gulf Coast	31	20	.608	2nd
2012	Dodgers (AZL)	Arizona Summer	34	21	.618	1st*

**MINOR LEAGUE TOTALS (4 seasons)**

\*Reached playoffs

# COACHING STAFF



**JOSE  
MOLINA**

**CATCHING  
COACH 82**

**HEIGHT: 6-0    WEIGHT: 260    BATS: R    THROWS: R**

**BORN: JUNE 3, 1975**

**OPENING DAY AGE: 43**

**BIRTHPLACE: BAYAMON, PR**

**RESIDES: DORADO, PR**

**APPOINTED: DEC. 3, 2018**


**MARRIED: YALICIA**

## COACHING HIGHLIGHTS

- ◆ **2019** marks fourth season as a coach for the Angels and first as catching coach...Began coaching career with the Angels as the organization's minor league catching coordinator, a position he held for three seasons (**2016-18**).

## PLAYING CAREER & MISC

- ◆ Two-time World Series champion played 15 seasons in the Major Leagues with the Cubs (1999), Angels (2001-07), Yankees (2007-09), Blue Jays (2010-11) and Rays (2012-14)...Posted a .233 (592/2546) career average in 363 big league games, including a .237 (227/958) clip in 363 games as a member of the Angels...Won World Series Championships with the Angels in 2002 and Yankees in 2009... 25 career pickoffs as a catcher remain tied for 10th most all-time with Thurman Munson...Older brother Bengie Molina played 13 years (1998-2010) in the big leagues and younger brother Yadier Molina currently plays for St. Louis (2004-current).



**MOLINA**

## MOLINA'S LIFETIME PLAYING RECORD

Years	AVG	G	AB	R	H	2B	3B	HR	RBI	BB	SO	SB
15	.233	947	2546	240	592	117	3	39	223	154	576	20

## CATCHING UP ON ANGELS CATCHERS\*

### Games Caught

1. Bob Boone	961
2. Bob Rodgers	895
3. Bengie Molina	685
4. Jeff Mathis	411
5. Mike Napoli	406
6. Lance Parrish	386
7. Chris Iannetta	380
8. Jose Molina	348
9. Brian Downing	310
10. George Fabregas	309

### Hits as a Catcher

1. Bob Boone	735
2. Bengie Molina	656
3. Lance Parrish	320
4. Mike Napoli	307
5. Brian Downing	279
6. Chris Iannetta	249
7. Jeff Mathis	231
8. Jose Molina	231
9. Jorge Fabregas	212
10. Matt Walbeck	179

### Home Runs as a Catcher

1. Mike Napoli	75
T2. Bengie Molina	61
Lance Parrish	61
4. Bob Boone	39
5. Chris Iannetta	36
6. Jeff Mathis	26
7. Brian Downing	20
8. Martin Maldonado	19
9. Hank Conger	16
10. Two tied	15

### RBI as a Catcher

1. Bengie Molina	348
2. Bob Boone	314
3. Mike Napoli	197
4. Lance Parrish	173
5. Chris Iannetta	139
6. Jeff Mathis	138
7. Brian Downing	124
T8. Jorge Fabregas	89
Jose Molina	89
10. Matt Walbeck	80

### Doubles as a Catcher

1. Bob Boone	115
2. Bengie Molina	103
3. Mike Napoli	62
4. Chris Iannetta	52
5. Jose Molina	49
6. Jeff Mathis	48
7. Brian Downing	45
8. Lance Parrish	35
9. Hank Conger	34
10. Martin Maldonado	33

### Fielding Percentage (min. 200 G)

1. Martin Maldonado	.997
2. Chris Iannetta	.996
3. Bengie Molina	.994
4. Lance Parrish	.993
5. Jeff Torborg	.992
6. Ellie Rodriguez	.991
7. Jose Molina	.990
8. Brian Downing	.990
9. Matt Walbeck	.990
10. Tom Satriano	.990

### Caught Stealing Percentage

1. Bob Boone	46.8
2. Jose Molina	41.5
3. Martin Maldonado	40.2
4. Lance Parrish	38.9
5. Ellie Rodriguez	38.5
6. Bengie Molina	36.3
7. Terry Humphrey	34.8
8. Andy Etchebarren	33.5
9. Greg Myers	32.4
10. Matt Walbeck	31.9

### Catcher Pickoffs

1. Bob Boone	31
2. Jose Molina	15
3. Jeff Mathis	14
4. Chris Iannetta	9
5. Bengie Molina	5
T6. Martin Maldonado	4
Ellie Rodriguez	4
T8. Brian Downing	3
Jorge Fabregas	3
Lance Parrish	3

\* Data is courtesy of STATS Pass. Data since 1974





# COACHING STAFF



## JOSH PAUL

### BENCH COACH 88

HEIGHT: 6-1    WEIGHT: 190    BATS: R    THROWS: R

BORN: MAY 19, 1975    OPENING DAY AGE: 43  
BIRTHPLACE: EVANSTON, IL    RESIDES: WESLEY CHAPEL, FL  
APPOINTED: NOV. 21, 2017  
MARRIED: HEATHER  
CHILDREN: JAKE, ZOE

### COACHING HIGHLIGHTS

◆ **2019** marks second season as the Club's bench coach and first under manager Brad Ausmus...Initially added to Angels coaching staff in **2018** as Mike Scioscia's bench coach following three seasons (**2015-17**) as the Yankee's minor league catching coordinator...From **2011-14**, was a professional scout for the Yankees organization...In **2010**, managed Single-A Staten Island to a 34-40 record...Several future Major Leaguers were on Club including C Gary Sanchez...In first season as manager of Single-A Staten Island in **2009**, Club went 47-29 and won their first league title since 2006.



PAUL

### PLAYING CAREER & MISC

◆ Played in parts of nine seasons for the White Sox (1999-2003), Cubs (2003), Angels (2004-05) and Devil Rays (2006-07)...Posted a .244 (174/713) average with 35 doubles, two triples, 10 home runs and 73 RBI...In two seasons with the Angels, appeared in 80 games while batting .224 (24/107) with four doubles, four home runs and 14 RBI...Appeared in two games with the Halos during the 2005 postseason run, both as a defensive replacement...Originally drafted by the White Sox in the second round of the 1996 First-Year Player Draft out of Vanderbilt University...Inducted into Cape Cod League Hall of Fame in 2006 as the only player in the league history to win the batting title, MVP Award and Outstanding Pro Prospect Award in the same season (1995)...Prepped at Buffalo Grove High School (NY)...He and wife Heather have two children and reside in Wesley Chapel, Florida.

### PAUL'S MINOR LEAGUE PLAYING RECORD

Years	AVG	G	AB	R	H	2B	3B	HR	RBI	BB	SO	SB
9	.244	321	713	92	174	35	2	10	73	59	169	13

### PAUL'S MANAGERIAL RECORD

Year	Club	League	Won	Lost	Pct.	Finish
2009	Staten Island	New York-Pennsylvania	47	29	.618	1st#
2010	Staten Island	New York-Pennsylvania	34	40	.459	9th
MINOR LEAGUE TOTALS (2 seasons)			81	69	.540	

#Won League Title



# COACHING STAFF



**JEREMY  
REED**

**HITTING  
COACH** **77**

**HEIGHT: 6-0    WEIGHT: 200    BATS: L    THROWS: L**

**BORN: JUNE 15, 1981    OPENING DAY AGE: 37**

**BIRTHPLACE: SAN DIMAS, CA    RESIDES: PHOENIX, AZ**

**APPOINTED: DEC. 3, 2018**

## COACHING HIGHLIGHTS

- ◆ **2019** marks Reed's first season as Angels hitting coach following appointment on Dec. 3, 2018 (replacing Eric Hinske)...Promoted after serving as the organization's minor league hitting coordinator in **2017** and **2018**... Worked extensively with several current Angels major leaguers during tenure...Prior to joining Angels, was the minor league hitting coordinator from **2014-16** for the Milwaukee Brewers.

## PLAYING CAREER & MISC

- ◆ Played in parts of eight seasons at Major League level for the Mariners (2004-08), Mets (2009), Blue Jays (2010) and Brewers (2011)...Posted a career .252 (315/1250) average with 141 runs scored, 67 doubles, 12 triples, 12 home runs and 110 RBI in 483 games...Was originally drafted by the Chicago White Sox in the 2nd round of the 2002 First-Year Player Draft...Traded by the White Sox to the Mariners in 2004 with Mike Morse and Miguel Olivo in exchange for Ben Davis and Freddy Garcia...Was part of a three-team trade Dec. 11, 2008 between the Mariners, Mets and Indians which also involved former Angels Luis Valbuena, Jason Vargas and Joe Smith...Played for the USA Summer National Team in 2001 and 2002...Played collegiately at Long Beach State University (17 miles from Angel Stadium)...Was college teammates with Jered Weaver...Prepped at Bonita High School (La Verne, CA - 26 miles from Angel Stadium).

## REED'S LIFETIME PLAYING RECORD

Years	AVG	G	AB	R	H	2B	3B	HR	RBI	BB	SO	SB
8	.252	483	1250	141	315	67	12	12	110	100	196	20

## LONGEST HOME RUNS HIT AT ANGEL STADIUM SINCE 2015

Player	Date	Distance (ft.)
Joey Gallo	Sept. 17, 2017	490
Carlos Correa	Sept. 12, 2015	469
Martin Maldonado	Aug. 29, 2017	465
Carlos Correa	June 23, 2015	464
Ian Desmond	July 19, 2016	462
C.J. Cron	July 19, 2016	461
C.J. Cron	June 29, 2015	457
C.J. Cron	Aug. 7, 2015	456
Jefry Marte	July 20, 2016	455
Mike Trout	Sept. 13, 2015	455

NOTE: All home run distances are courtesy of Statcast





# COACHING STAFF



## PAUL SORRENTO

### HITTING INSTRUCTOR **55**

HEIGHT: 6-2    WEIGHT: 215    BATS: L    THROWS: R

BORN: NOV. 17, 1965    OPENING DAY AGE: 53

BIRTHPLACE: SOMERVILLE, MA    RESIDES: BELLEVUE, WA

APPOINTED: DEC. 3, 2018

CHILDREN: ASHTON

### COACHING HIGHLIGHTS

◆ Enters eighth season with Angels in **2019** and first as hitting instructor...Appointed to current position Dec. 3, 2018...Spent previous three years (**2016-18**) as the Angels assistant hitting coach...**2018** saw Angels Club improve OPS 14 points compared to 2017 (.712 OPS/.726 OPS)...In **2017**, saw Martin Maldonado improve batting average by over 20 points and Andrelton Simmons improve home runs (14 HR/4 HR) and RBI (69 RBI/44 RBI) compared to 2016 marks...**2016** saw several Angels batters hit above their career averages including Kole Calhoun, Yunel Escobar and Mike Trout...Held the title of Minor League Hitting Coordinator for the Club from **2013-15**...Assisted Dave Hansen with hitting coach duties during the **2014** campaign while Don Baylor recovered from a broken thigh bone...Held first professional coaching role in **2012** as hitting coach for Single-A Adv. Inland Empire.



SORRENTO

### PLAYING CAREER & MISC

◆ Played 11 big league seasons with Minnesota (1989-91), Cleveland (1992-95), Seattle (1996-97) and Tampa Bay (1998-99), compiling a .257 (876/3412) career average with 176 doubles, five triples, 166 home runs and 565 RBI...Tallied three straight 20+ home run seasons from 1995-97, including a career-best 31 in 1997 with Seattle...Played in the postseason three different times, including two trips to the World Series...Was a member of the 1991 World Series champion Minnesota Twins...Logged first hit at Camden Yards Apr. 6, 1992...Signed with Tampa Bay Devil Rays during their inaugural season in 1998...With his Opening Day start, became the first designated hitter in franchise history...Originally drafted by Angels in fourth round of the 1986 First Year Player Draft...Traded the following season to Twins along with two other players for Kevin Trudeau and Bert Blyleven.

### SORRENTO'S LIFETIME PLAYING RECORD


Years	AVG	G	AB	R	H	2B	3B	HR	RBI	BB	SO	SB
11	.257	1093	3412	454	876	176	5	166	565	426	844	8

## MOST WALK-OFF WINS IN FRANCHISE HISTORY

Number of walk-offs	Season	Players
14	1985	Boone, Schofield, Beniquez, Jones, Jackson, Jones, DeCinces, Beniquez, Boone, Downing, DeCinces, Boone, Downing, Carew, Spencer, Rivers, Stanton, Oliver, McMullen, Llenas, Alomar, Cardenas, Oliver, Llenas, Berry, Cardenas, Stephenson
13	1972	Fregosi, Rodgers, Reichardt, Fregosi, Rodgers, Mincher, Skowron, Hall, Morton, Rodgers, Reichardt, Reichardt, Bichette, Parrish, Ray, Joyner, Parrish, Winfield, Downing, Ray, Winfield, Parrish, Anderson, White
12	1967	Ray, Parrish, Joyner, Armas, Joyner, Joyner, Davis, Joyner, Washington, Downing, Joyner, Joyner
12	1989	Repoz, McMullen, Gonzalez, O'Brien, Cowan, McMullen, Berry, McMullen, Spencer, Parker, Fregosi
12	1971	Salmon, DiSarcina, Erstad, Edmonds, Edmonds, Anderson, DiSarcina, Hollins, Phillips, Salmon, Anderson, Salmon
12	1997	

\* Club record for career walk off hits as an Angel is 11 by Tim Salmon

# COACHING STAFF



**DOUG  
WHITE**

**PITCHING  
COACH 74**

BORN: NOV. 8, 1977

OPENING DAY AGE: 41

BIRTHPLACE: WOODLAND HILLS, CA

RESIDES: SAN DIEGO, CA

APPOINTED: DEC. 3, 2018

HEIGHT: 6-0

WEIGHT: 195

BATS: R

THROWS: R

## COACHING HIGHLIGHTS

- ◆ **2019** marks first season as Angels pitching coach after working in the Houston Astros organization for the previous six years...Promoted to Houston's bullpen coach in **2018** which followed two seasons (**2016-17**) as the organization's Minor League Pitching Coordinator...In 2018, the Houston relief core paced the Majors in WHIP (1.06), runs allowed (175 R...56 fewer than any other team in the Majors), opponents batting average against (.214) and K/BB (4.28) and finished second in SO/9 (10.56)...Served as the organization's roving pitching instructor in **2014-15**...Joined the Astros organization in **2013** as pitching coach for Single-A Tri-City...Prior to time with Astros, spent five seasons (**2008-12**) as a minor league pitching coach in the St. Louis Cardinals organization...During the **2009-12** campaigns, was the pitching coach for St. Louis' Rookie Level Johnson City, winning back-to-back Appalachian League Championship titles in 2010 and 2011...Named the pitching coach for the **2008** New York-Penn League champion Batavia MuckDogs... Also held pitching coach roles in **2004** for manager Jack Clark at Mid-Missouri of the Independent Frontier League and extended Spring Training and Gulf Coast League Expos in **2003**.

## PLAYING CAREER & MISC

- ◆ Played two seasons in the Independent Western League...Pitched in four games for the Valley Vipers (Scottsdale, AZ) in 2000, going 0-0 with a 5.40 ERA (10 IP - 6 ER) in 2000 and two games with the Sonoma County Crushers (Rohnert Park, CA) fashioning a 3.00 ERA (3.0 IP - 1 ER)...Pitched collegiately at Arizona State University and graduated in 2002.
- ◆ Founded "Passion for Pitching", which is located in San Diego, CA...Is a certified Zhealth specialist focused on enhancing movement patters in athletes.

WHITE



## STARTING POINT


Notable Angel Starting Rotations...

CATEGORY	TOTAL	YEAR
Lowest ERA	2.85	1964
Most Strikeouts	855	1973
Fewest Hits	662	1981
Lowest BAA	.217	1972
Opponent OPS	.614	1972
WHIP	1.20	1968
Innings Pitched	1,170	1973
K/BB	2.73	2018
K/9	8.75	2018





# COACHING STAFF



## SHAWN WOOTEN

### ASST. HITTING COACH **76**

**HEIGHT: 5-10**   **WEIGHT: 225**   **BATS: R**   **THROWS: R**

**BORN: JULY 24, 1972**   **OPENING DAY AGE: 46**

**BIRTHPLACE: GLENDORA, CA**   **RESIDES: PLYMOUTH, MN**

**APPOINTED: DEC. 3, 2018**

**MARRIED: MARISSA**

**CHILDREN: KYLEE, KYERA, NOLAN**

### COACHING HIGHLIGHTS

◆ **2019** represents second season with Angels and first as assistant hitting coach...Promoted to current role after spending the **2018** campaign as the Angels Minor League Assistant Hitting Coordinator...From **2014-17**, was a minor league hitting coach in the Dodgers system...In **2016-17**, was the hitting coach with Triple-A Oklahoma City, working with Dodger prospects Cody Bellinger, Joc Pederson and Corey Seager...Tenure with Oklahoma City followed two seasons (**2014-15**) as hitting coach for Double-A Tulsa...Managed San Diego's Single-A affiliate in Lake Elsinore during the **2012** and **2013** seasons...In first year at the helm of the Storm, Club reached the California League playoffs but were eliminated in the South Division preliminaries...In **2011**, managed the Single-A Fort Wayne TinCaps (Padres) of the Midwest League, earning a playoff berth with a win on the last day of the regular season...Made coaching debut as the hitting coach for Single-A Eugene (Padres) in **2010**.

### PLAYING CAREER & MISC

- ◆ Played six Major League seasons with the Angels (2000-03), Phillies (2004) and Red Sox (2005), batting a combined .272 (182/669) with 28 doubles, a triple, 18 home runs and 84 RBI...In 2002 postseason, he batted .474 (9/19) with five runs scored, one home run and three RBI to help Angels to their first World Series Championship.
- ◆ Attended South Hills HS (West Covina, CA) and Mt. San Antonio College (Walnut, CA) before being drafted by the Detroit Tigers in the 18th round of the 1993 First-Year Player Draft...Signed with the Angels as a free agent in 1997...Played high school baseball with future Major Leaguers Jason Giambi, Cory Lidle and Aaron Small.

### WOOTEN'S LIFETIME PLAYING RECORD

Years	AVG	G	AB	R	H	2B	3B	HR	RBI	BB	SO	SB
6	.272	267	669	66	182	28	1	18	86	37	120	4

### DIVISION SERIES RECORD

Years	AVG	G	AB	R	H	2B	3B	HR	RBI	BB	SO	SB
1	.667	3	9	4	6	0	0	1	2	0	1	0

### LEAGUE CHAMPIONSHIP SERIES RECORD

Years	AVG	G	AB	R	H	2B	3B	HR	RBI	BB	SO	SB
1	.250	3	8	1	2	0	0	0	1	0	3	0

### WORLD SERIES RECORD

Years	AVG	G	AB	R	H	2B	3B	HR	RBI	BB	SO	SB
1	.500	3	2	0	1	0	0	0	0	0	0	0

## WOOTEN'S MANAGERIAL RECORD

Year	Club	League	Won	Lost	Pct.	Finish
2011	Fort Wayne	Midwest	69	69	.500	6th*
2012	Lake Elsinore	California	69	71	.493	3rd*
2013	Lake Elsinore	California	61	79	.436	5th
<b>MINOR LEAGUE TOTALS (3 seasons)</b>			<b>199</b>	<b>219</b>	<b>.476</b>	

\*Made playoffs

WOOTEN



2019  
**ANGELS**





## JO ADELL

### OF 59

BORN: APR. 8, 1999    OPENING DAY AGE: 19  
BIRTHPLACE: SHELBY, NC    RESIDES: PROSPECT, KY  
SIGNED THRU: 2019

ACQUIRED: SELECTED IN THE FIRST ROUND  
(10<sup>TH</sup> OVERALL) OF 2017 FIRST-YEAR  
PLAYER DRAFT

HEIGHT: 6-3    WEIGHT: 215    BATS: R    THROWS: R

### NON-ROSTER INVITEE

#### ADELL'S LIFETIME PLAYING RECORD

Year	Club	AVG	G	AB	R	H	2B	3B	HR	RBI	SH	SF	HBP	BB	IBB	SO	SB	CS	GDP	SLG	OBP	E
2017—	Angels (AZL)	.288	31	118	18	34	6	6	4	21	1	1	2	10	1	32	5	0	0	.542	.351	-
	Orem	.376	18	85	25	32	5	2	1	9	0	0	1	4	0	17	3	2	3	.518	.411	-
2018—	Burlington	.326	25	95	23	31	7	1	6	29	0	1	1	11	0	26	4	1	5	.611	.398	2
	Inland Empire	.290	57	238	47	69	19	3	12	42	0	2	6	15	0	63	9	2	5	.546	.345	3
	Mobile	.238	17	63	14	16	6	0	2	6	0	0	2	6	0	22	2	0	0	.429	.324	1
MINOR TOTALS		.302	148	599	126	181	43	12	25	107	1	4	12	46	1	160	23	5	13	.539	.362	6

- ◆ Jordan 'Jo' Scott Adell...On Twitter: @joadell25...Signed by Angels scout John Burden.
- ◆ **2019 marks** first big league camp...In 148 career minor league games, has slashed to .302/.362/.539 while logging 126 runs, 43 doubles, 12 triples, 25 home runs, 107 RBI and 23 stolen bases...Rated as Angels' top prospect (and #6 prospect in all of baseball) by *Baseball America* entering 2019.
- ◆ Entered 2018 as #2 prospect to Shohei Ohtani in Angels' system according to *Baseball America* and #15 in all of baseball by *MLB Pipeline* (mlb.com)...Finished **2018** season batting .290 (115/396) with 20 home runs, 32 doubles, 77 RBI and 15 stolen bases between Double-A **Mobile** (17 G), High-A **Inland Empire** (57 G) and Single-A **Burlington** (25 G)...77 RBI were second-most among all Angels' farmhands while 20 HR ranked third in system.
- ◆ Began 2018 campaign with **Burlington Bees** of Midwest League...Hit .326 (31/95) with six home runs and 29 RBI in 25 games before being promoted to **Inland Empire 66ers** of California League...Named Midwest League Batter of Week (May 14 - 20)...Had two of his finest days as a professional with Burlington: April 20th vs. Quad Cities (4-for-6, 4 R, 2B, HR, 8 RBI) and May 15th vs. Kane County (4-for-5, 2 R, 2B, 2 HR, 5 RBI).
- ◆ Promoted to **Inland Empire** May 22 and hit .290 (69/238) with 19 doubles, three triples, 46 runs, 12 home runs, 42 RBI and nine stolen bases with 66ers...Earned Cal League Batter of Week honors June 11-17 (.536; 15-for-28, 9 R, 4 HR, 8 RBI in 7G) and Cal League Player of Month honors for June (.372/.398/.664; 23 R, 17 XBH, 7 HR & 18 RBI in 26 G).
- ◆ Selected to represent Angels in 2018 All-Star Futures Game in Washington DC...Batted leadoff for Team USA scoring go-ahead run and a sac fly to lead squad to 10-6 victory over World Team.
- ◆ Promoted again July 30 to **Mobile** of the Southern League...In 17 games, hit .238 (16/63) with 14 runs, six doubles, two home runs, six RBI and two stolen bases in 17 games...At age 19, was second-youngest player to reach double-A level in 2018, behind top Padres prospect Fernando Tatis Jr., who is three months younger.
- ◆ Began professional career in June **2017** with **Arizona League (AZL) Angels** batting .288 (34/118) with six doubles, six triples, four home runs, 21 RBI and 10 stolen bases in 31 games...Promoted to Rookie League **Orem Owiz** in mid-August and spent rest of season in Pioneer League, batting .376 (25/85) with 25 runs, five doubles, two triples, one home run and nine RBI in 18 games...Hit safely in 16 of 18 contests.
- ◆ In January 2019, partnered with Reds' top prospect for Inaugural Hunter Greene Baseball and Leadership Camp in Inglewood, CA...Over 400 current and former professional baseball players, campers and coaches gathered at Darby Park for a free day of baseball, leadership and development for local youths.
- ◆ In first off-season as a professional in 2017, took an 'Intro to Communications' class at the University of Louisville...Also partnered with Jefferson County Public Schools (KY) and Louisville Metro Police Department to host first annual 'Jo Adell Turkey Drive' providing Thanksgiving dinners to those in need...In October 2018, hosted the 'Jo Adell Baseball Camp' for youths at his former high school (Ballard HS) in Louisville, KY.
- ◆ As a high school senior in 2017, batted .562 with 25 home runs, 61 RBI, 22 stolen bases and 53 runs scored for the Ballard Bruins (KY)...25 HRs led nation and fell four shy of the all-time Kentucky High School record (was highest single-season total in state since introduction of BBCOR bats in 2012)...Also ranked fourth in nation in slugging percentage (1.437) and seventh in RBI.
- ◆ Named Gatorade Kentucky Baseball Player of the Year...Ranked #14 prospect in nation by MLB.com for 2017 Amateur Draft...MLB.com also listed Adell as best tools of any outfielder/righthand in country...Became first player drafted directly out of a Louisville high school in first round since Cincinnati selected Ballard pitcher Jeremy Sowers at No. 20 in 2001...Had verbally committed to University of Louisville.
- ◆ A two-time Under Armour All-American...As a pitcher, fastball clocked in mid-90s range as a prep.
- ◆ His father, Scott, was an offensive lineman at North Carolina State and drafted in the 12th round by the New Orleans Saints in 1992...His mother, Nicole, is Principal at Newburg Junior High School (Louisville, KY) where Jo has spoken to youth students on multiple occasions...Sister Jessica played softball at the University of Louisville and University of Tennessee (freshman year).

ADELL



**CODY ALLEN**

RHP **37**

HEIGHT: 6-1    WEIGHT: 210    BATS: R    THROWS: R

BORN: NOV. 20, 1989    OPENING DAY AGE: 30  
 BIRTHPLACE: ORLANDO, FL    RESIDES: SOUTHLAKE, TX  
 SIGNED THRU: 2019    MLB SERVICE: 6 YEARS,  
 76 DAYS  
 ACQUIRED: SIGNED AS FREE AGENT, JAN. 20, 2019  
 MARRIED: MALLORY RUNQUIST, NOV. 7, 2015  
 CHILDREN: CASON

## ALLEN'S LIFETIME PITCHING RECORD

Year	Club	W-L	ERA	G	GS	CG	GF	SHO	SV	IP	H	R	ER	HR	HB	BB	IBB	SO	WP	BK	BAA
2011—	Mahoning Valley	3-1	2.14	14	0	0	3	0	0	33.2	21	9	8	1	3	9	0	42	1	2	.183
	Lake County	2-0	0.00	7	0	0	1	0	0	17	10	0	0	0	0	5	0	28	2	0	.164
	Akron	0-0	18.00	1	0	0	1	0	0	1	3	2	2	0	0	0	0	2	0	0	.500
	Kinston	0-0	0.00	1	0	0	0	0	0	3	1	0	0	0	0	0	0	3	0	0	.100
2012—	Carolina	0-0	0.00	2	0	0	1	0	0	4	1	0	0	0	0	0	0	8	0	0	.077
	Akron	0-0	1.17	5	0	0	2	0	1	7.2	2	1	1	1	0	0	0	10	0	0	.080
	Columbus	3-2	2.27	24	0	0	10	0	2	31.2	22	8	8	3	0	9	1	35	0	0	.195
	CLEVELAND	0-1	3.72	27	0	0	9	0	0	29	29	12	12	2	0	15	0	27	0	0	.266
2013—	CLEVELAND	6-1	2.43	77	0	0	12	0	2	70.1	62	22	19	7	1	26	2	88	9	0	.233
2014—	CLEVELAND	6-4	2.07	76	0	0	44	0	24	69.2	48	21	16	7	1	26	5	91	4	0	.194
2015—	CLEVELAND	2-5	2.99	70	0	0	58★	0	34	69.1	56	26	23	2	2	25	2	99	9	0	.219
2016—	CLEVELAND	3-5	2.51	67	0	0	55	0	32	68	41	23	19	8	0	27	2	87	3	0	.177
2017—	CLEVELAND	3-7	2.94	69	0	0	55	0	30	67.1	57	24	22	9	2	21	0	92	9	0	.221
2018—	CLEVELAND	4-6	4.70	70	0	0	45	0	27	67	58	35	35	11	4	33	2	80	3	0	.231
	<b>MAJOR TOTALS</b>	<b>24-29</b>	<b>2.98</b>	<b>456</b>	<b>0</b>	<b>0</b>	<b>278</b>	<b>0</b>	<b>149</b>	<b>440.2</b>	<b>351</b>	<b>163</b>	<b>146</b>	<b>46</b>	<b>10</b>	<b>173</b>	<b>13</b>	<b>564</b>	<b>37</b>	<b>0</b>	<b>.217</b>
	<b>MINOR TOTALS</b>	<b>8-3</b>	<b>1.74</b>	<b>54</b>	<b>0</b>	<b>0</b>	<b>18</b>	<b>0</b>	<b>3</b>	<b>98</b>	<b>60</b>	<b>20</b>	<b>19</b>	<b>5</b>	<b>3</b>	<b>23</b>	<b>1</b>	<b>128</b>	<b>3</b>	<b>2</b>	<b>.175</b>

★ led or tied for league lead

ALLEN



## 2018 SEASON

- ◆ Became **Indians** all-time career saves (149) breaking Bob Wickman's previous record of 139...Converted record-setting 140th save, July 4 at Kansas City, sealing a 3-2 win.
- ◆ Added to previously set career club record totals of relief appearances (456) and relief strikeouts (564).
- ◆ Recorded 27 saves in 32 appearances (84%) and notched at least 24 saves for the fifth straight season (also a club record)...Only Allen, Craig Kimbrel and Kenley Jansen have at least 25 saves in each of last four seasons.
- ◆ Had 15 straight save conversions from May 19 - July 15 and had 11 straight scoreless outings (10.1 IP), Aug. 30 - Sept. 26.
- ◆ Overall on season his, 27 saves were sixth in American League, his fifth straight campaign of finishing in top 10 in A.L. in the category...52 of his 70 appearances were scoreless and batters hit .225 (27/120) with runners on base.
- ◆ Recorded six saves of at least 1.1 IP and was 6-for-7 in save conversions when entering in 8th inning...Recorded seven holds following July 19 acquisition of Brad Hand.
- ◆ After All-Star Break, opponents hit just .161 (5/31) with RISP.

## CAREER HIGHLIGHTS

- ◆ Is Indians all-time leader in saves (149), relief appearances (456) and relief strikeouts (564).
- ◆ One of three Major Leaguers with 24+ saves each season from 2014-18 (also, Craig Kimbrel and Kenley Jansen).
- ◆ Did not allow an earned run in 17 straight post-season innings and holds Cleveland's playoff record with seven saves.
- ◆ Made Major League debut July 20, 2012 vs. Baltimore.

### A.I. SAVES LEADERS SINCE 2014

PLAYER	SAVES
CODY ALLEN	147
ZACH BRITTON	142
DAVID ROBERTSON	129
ROBERTO OSUNA	116
EDWIN DIAZ	109





## MAJOR LEAGUE SUMMARY

### 2017

- ◆ Became most accomplished reliever in **Indians** history as he led team in saves in fourth season as Tribe's closer.
- ◆ Took over franchise all-time lead for most strikeouts as a reliever and relief appearances, passing Eric Plunk (460 strikeouts, 373 appearances) in both categories.
- ◆ Became first Indians pitcher with at least 24 saves in four different seasons.
- ◆ Ranked sixth among American League relievers with 30 saves (34 opportunities) and ninth in strikeouts (92)...53 of 69 outings were scoreless.
- ◆ Recorded a career-best 22 straight save conversions from Aug. 18, 2016 - May 23, 2017.
- ◆ Became first pitcher in MLB history (since 1969) to record a save & 3+ K's in each of team's first two games, April 3-4 at Texas.
- ◆ Recorded a 0.90 ERA (10 IP - 1 ER) in 10 April outings with 20 strikeouts and was named A.L. Reliever of the Month.
- ◆ Recorded 100th career save, May 6 at Kansas City

### 2016

- ◆ Converted 32 of 35 (91.4%) of save opportunities for **Indians**, finishing 7th in the A.L. in saves.
- ◆ His .177 (41/232) average against was third-lowest relief mark allowed...Also finished eighth among A.L. relievers with 87 strikeouts (11.5 SO per nine IP).
- ◆ From May 3 - Aug. 16, recorded an ERA of 1.11 (40.2 IP - 5 ER) in 39 games.

### 2015

- ◆ As **Indians** closer, converted 34 of 38 save chances (89.5%), finishing tied for sixth in American League in saves with sixth best save pct. in A.L.
- ◆ Notched 16 straight save conversions from Apr. 29 - July 10.
- ◆ Came one strikeout shy from becoming fifth Indians reliever with 100 in a season (last Paul Shuey in 1999).
- ◆ Posted a stretch of 19 straight scoreless outings (19 IP) from May 24- July 10, a career-best and the longest marks by an Indians reliever on the year.
- ◆ Finished second among A.L. relievers in strikeouts (99), tied for 9th in games pitched (70) and tied for 9th with a team-high 69.1relief innings pitched.
- ◆ Recorded a strikeout in 60 of 70 appearances, including 29 straight at one point from Apr. 29 - July 8.
- ◆ Lefties hit just .176 (22/125) on the season, with 50 strikeouts.
- ◆ Recorded a Major League-best seven saves when working more than one inning pitched.

### 2014

- ◆ Spent last four months as **Indians** closer, taking over for John Axford in late May...Overall converted 24 of 28 chances (86%), including a career-best 17 straight from May 30 - Aug. 28.
- ◆ From May 30 until end of season, he posted an ERA of 1.49 (48.1 IP - 8ER)
- ◆ Ranked among A.L. relievers in following categories: games (T2nd, 76), saves (9th, 24), relief strikeouts (6th, 91), relief ERA (13th, 2.07), relief batting average (15th, .194), relief innings (18th, 69.2), inherited runners pct. scored (4th, 5/35, 14%), first batter average (T3rd, .136, 9/66) and relief wins (T6th, 6).
- ◆ Limited lefties to a .141 (18/128) average against with a slash line of .201/.250/.451 (2nd-lowest batting avg. allowed in A.L. to lefties).

### 2013

- ◆ In first full Major League season with **Indians**, led club with 77 appearances and finished second in A.L. in games, fifth in relief strikeouts (88), tied for fourth in relief wins (6) and was 16th in relief ERA (2.43).
- ◆ Finished tied for sixth in BBWAA A.L. Rookie of the Year voting.
- ◆ His 88 strikeouts are most by an Indians reliever since Paul Shuey (103) in 1999 and his 77 appearances were then second most in club history over a single-season (Bobby Howry 79, 2005).
- ◆ On the year, fanned 11.3 batters per nine innings, at the time the third-highest total in club history among relief pitchers (min. 65 IP).
- ◆ Earned his first Major League win Apr. 21 at Houston and first MLB save May 12 at Detroit.

### INDIANS ALL-TIME SAVES LEADERS

PLAYER	SAVES
CODY ALLEN	149
BOB WICKMAN	139
DOUG JONES	129
CHRIS PEREZ	124
JOSE MESA	104

### 2016 A.L. RELIEF AVG. AGAINST

PLAYER	AVERAGE
ANDREW MILLER (CLE)	.160
ZACH BRITTON (BAL)	.162
CODY ALLEN (CLE)	.177
LUKE GREGERSON (HOU)	.183
RYAN DULL (OAK)	.186





## 2012

- ◆ Made Major League debut with **Indians** July 20 vs. Baltimore, working one scoreless inning...Became second member of 2011 draft class to reach the Major Leagues along with D-backs' RHP Trevor Bauer (3rd overall pick).
- ◆ Began career with 12 consecutive scoreless outings 13.2IP) before allowing two-run HR to Nick Swisher Aug. 24 vs NYY (LHH were 0-for-21 prior to the HR) to equal a club record for scoreless appearances to start a Tribe career (shares with Alex Herrera, 2002-03).
- ◆ Allowed only 1 extra base hit to a right-handed hitter all season in 67 plate appearances.
- ◆ Opened year with two appearances for Adv.-A **Carolina** and five outings for Double-A **Akron** before joining Triple-A **Columbus** in late April.
- ◆ In final 13 games for Clippers before Major League promotion, pitched to a 0.56 ERA (16 IP - 1 ER) with 17 strikeouts and an .098 (5/51) batting average against.

### MLB PLAYERS TO DEBUT WITHIN A YEAR OF BEING DRAFTED IN ROUNDS 20 OR LATER

PLAYER	DEBUT (DRAFTED)	ROUND
CODY ALLEN (CLE)	2012 (2011)	23
GERALD ALEXANDER (TEX)	1990 (1989)	21
DEION SANDERS (NYY)	1989 (1988)	30
CARL WILLIS (DET)	1984 (1983)	23
DUSTY BAKER (ATL)	1968 (1967)	26
MIKE MARSHALL (DET)	1967 (1967)	37

## POSTSEASON SUMMARY

- ◆ Has pitched in 17 career playoff games across four postseasons...Is Indians all-time leader in postseason saves (7) and did not allow an earned run over his first 18.1 career IP in postseason play.
- ◆ Made postseason debut in **2013** with **Indians** during Wild Card Game vs. Rays.
- ◆ In **2016**, during **Indians** run to World Series, did not allow a run over 13.2 innings and converted all six save opportunities...Limited batters to a .163 (8/49) average against while fanning 24 (15.8 SO/9 IP).
- ◆ Pitched in four of five games in **2017** ALDS for **Indians**...Recorded save in Game 1 vs. Yankees - his seventh career postseason save - which broke Jose Mesa's franchise record.
- ◆ Made two appearances in **2018** for **Indians** during ALDS vs. Astros.

### WILD CARD GAME TOTALS

Year	Club, Opp.	W-L	ERA	G	GS	CG	SHO	SV	IP	H	R	ER	BB	SO
2013	CLE, TB	0-0	0.00	1	0	0	0	0	0.1	1	1	0	0	1

### DIVISION SERIES TOTALS

Year	Club, Opp.	W-L	ERA	G	GS	CG	SHO	SV	IP	H	R	ER	BB	SO
2016	CLE, BOS	0-0	0.00	2	0	0	0	2	3	4	0	0	2	5
2017	CLE, NYY	0-0	1.69	4	0	0	0	1	5.1	5	2	1	3	8
2018	CLE, HOU	0-0	54.00	2	0	0	0	0	1	4	6	6	2	2
<b>Totals</b>	<b>0-0</b>	<b>6.75</b>	<b>8</b>	<b>0</b>	<b>0</b>	<b>0</b>	<b>0</b>	<b>3</b>	<b>9.1</b>	<b>13</b>	<b>8</b>	<b>7</b>	<b>7</b>	<b>15</b>

### LEAGUE CHAMPIONSHIP SERIES TOTALS

Year	Club, Opp.	W-L	ERA	G	GS	CG	SHO	SV	IP	H	R	ER	BB	SO
2016	CLE, TOR	0-0	0.00	4	0	0	0	3	4.2	1	0	0	1	7

### WORLD SERIES TOTALS

Year	Club, Opp.	W-L	ERA	G	GS	CG	SHO	SV	IP	H	R	ER	BB	SO
2016	CLE, CHC	0-0	0.00	4	0	0	0	1	6	3	0	0	2	12

## CAREER TRANSACTIONS

- ◆ June 8, 2010...Selected by **Indians** in 16th round of First-Year Player Draft (did not sign).
- ◆ June 7, 2011...Selected by **Indians** in 23rd round of First-Year Player Draft (signed June 15, 2011).
- ◆ Jan. 20, 2018...Signed by **Angels** as free agent.

## PERSONAL/MISC

- ◆ Cody Edward Allen.
- ◆ Cody and wife Mallory have been very active with the Providence House, donating clothing, time and sizable monetary donations with former Indian Bryan Shaw that paid for a miniature baseball field with artificial turf for the kids of the house in April 2016.
- ◆ Works with Womankind, a maternal and prenatal care center for families in need.
- ◆ Regular participant in the PLAY Campaign conducted by PBATS & MLB.
- ◆ Was instrumental in the support and funding of the 2016 Larry Doby Fund.
- ◆ Regularly attended Tribe Fest during time with Cleveland Indians organization.
- ◆ Was an Atlanta Braves fan growing up and favorite player was Chipper Jones.
- ◆ Graduated from Boone HS (FL) in 2007 where he played quarterback on football team and baseball (same HS former Indians and Rangers General Manager John Hart used to coach).





- ◆ Attended University of Central Florida for two years, 2008-09, red-shirting his sophomore year in 2009 after undergoing reconstructive right elbow surgery...Attended St. Petersburg Junior College (FL) in 2010 and High Point University (NC) in 2011
- ◆ Originally signed by Indians scout Bob Mayer.

## MAJOR LEAGUE HITTING TOTALS

AVG	AB	H	HR	RBI
---	0	0	0	0

## CAREER FIELDING

POS	PCT	G	PO	A	E	TC	DP
P	.939	456	14	32	3	49	2

## ALLEN'S CAREER HIGHS

	SEASON		GAME
Wins	6 — 2013	SO	6 — 4/16/13 vs. BOS
Losses	7 — 2017	IP	3 — 4/16/13 vs. BOS
Saves	34 — 2015	R & ER	6 — 7/10/18 vs. CIN
ERA	2.07 — 2014	BB	3 — Twice; last, 5/11/16 at HOU
IP	70.1 — 2013	H	6 — 4/20/15 at CWS
SO	99 — 2015	HR	2 — Twice; last, 8/24/18 at KC

ALLEN





**MIGUEL  
ALMONTE**

RHP **49**

BORN: APR. 4, 1993      OPENING DAY AGE: 25  
 BIRTHPLACE: SANTIAGO, D.R.      RESIDES: SANTIAGO, D.R.  
 SIGNED THRU: 2019      MLB SERVICE: 129 DAYS  
 ACQUIRED: FROM KANSAS CITY FOR CASH  
 CONSIDERATIONS, APR. 4, 2018

HEIGHT: 6-1      WEIGHT: 210      BATS: R      THROWS: R

## NON-ROSTER INVITEE

### ALMONTE'S LIFETIME PITCHING RECORD

Year	Club	W-L	ERA	G	GS	CG	GF	SHO	SV	IP	H	R	ER	HR	HB	BB	IBB	SO	WP	BK	BAA
2011	— Royals (DSL)	0-0	5.40	5	1	0	0	0	0	11.2	11	7	7	0	2	7	0	9	4	0	.256
2011	— Royals (DSL)	6-1	1.44	10	10	0	0	0	0	50	34	15	8	2	5	8	0	46	4	0	.194
	— Royals (AZL)	2-1	2.33	6	2	0	1	0	0	27	22	13	7	0	4	5	0	28	3	0	.212
2013	— Lexington	6-9	3.10	25	25	1	0	0	0	130.2	115	53	45	6	7	36	0	132	10	2	.237
2014	— Wilmington	6-8	4.49	23	22	0	0	0	0	110.1	107	60	55	9	11	32	1	101	8	6	.259
2015	— NW Arkansas	4-4	4.03	17	17	0	0	0	0	67	65	31	30	4	8	27	0	55	4	0	.255
	— Omaha	2-2	5.40	11	6	0	0	0	0	36.2	33	24	22	3	3	15	0	41	1	2	.244
	— KANSAS CITY	0-2	6.23	9	0	0	3	0	0	8.2	7	6	6	4	1	7	0	10	0	0	.212
2016	— Omaha	3-7	5.55	21	12	0	4	0	0	60	63	43	37	5	3	42	1	57	5	2	.274
	— NW Arkansas	2-1	7.31	11	0	0	4	0	0	16	24	13	13	4	0	4	0	15	1	0	.348
2017	— NW Arkansas	1-0	1.86	7	6	0	0	0	0	29	22	7	6	2	2	6	0	35	1	0	.210
	— KANSAS CITY	0-0	13.50	2	0	0	0	0	0	2	5	3	3	0	0	2	0	0	0	0	.556
	— Omaha	0-1	1.50	9	3	0	1	0	0	18	20	3	3	1	1	7	0	17	0	0	.299
2018	— Angels (AZL)	0-0	0.00	1	1	0	0	0	0	1	1	0	0	0	0	0	0	2	0	0	.250
	— Salt Lake	1-1	10.18	25	0	0	5	0	0	20.1	34	23	23	4	1	15	0	22	3	1	.366
	— LAA	0-0	10.29	8	0	0	4	0	0	7	9	8	8	1	1	3	0	7	1	0	.300
<b>MAJOR TOTALS</b>		<b>0-2</b>	<b>8.66</b>	<b>19</b>	<b>0</b>	<b>0</b>	<b>7</b>	<b>0</b>	<b>0</b>	<b>17.2</b>	<b>21</b>	<b>17</b>	<b>17</b>	<b>5</b>	<b>2</b>	<b>12</b>	<b>0</b>	<b>17</b>	<b>1</b>	<b>0</b>	<b>.292</b>
<b>MINOR TOTALS</b>		<b>33-35</b>	<b>3.99</b>	<b>171</b>	<b>105</b>	<b>1</b>	<b>15</b>	<b>0</b>	<b>0</b>	<b>577.2</b>	<b>551</b>	<b>292</b>	<b>256</b>	<b>40</b>	<b>47</b>	<b>204</b>	<b>2</b>	<b>560</b>	<b>44</b>	<b>13</b>	<b>.253</b>

ALMONTE



**Disabling Injuries:** 2017 — Right rotator cuff strain; disabled Aug. 22 - end of season

### 2018 SEASON

- ◆ Acquired by **Angels** from **Kansas City** Apr. 4 in exchange for cash considerations or a player to be named later and was optioned to Triple-A **Salt Lake**, where he opened season on disabled list.
- ◆ Made rehab appearance with **AZL Angels** June 18 before making Salt Lake debut June 21.
- ◆ Recalled by Angels July 4 and made Angels debut July 5 at Seattle (1 IP, 2 H, 2 ER, 1 SO)...Optioned back to Salt Lake following day and would spend remainder of minor league season with Bees before rejoining Angels Sept. 1.
- ◆ Did not allow a run in five of seven Sept. appearances for Angels.

### MAJOR LEAGUE SUMMARY

#### 2017

- ◆ Had five different stints with **Kansas City** (May 5, May 21-29, July 1-4, July 14-17, Aug. 22-end of season), but made just two appearances for Royals.
- ◆ Started year with Double-A **Northwest Arkansas** where he recorded season-high nine strikeouts in six innings in only win of season May 1 at Tulsa.
- ◆ Went 1-1 with a 1.72 ERA (9 ER in 47.0 IP) in 16 appearances (nine starts) between Triple-A **Omaha** and Northwest Arkansas with 52 strikeouts (10.0 K/9) and just 13 walks (2.5 BB/9).
- ◆ Had streak of 16 consecutive scoreless innings across nine appearances from June 5 - July 20, including a scoreless frame in Majors July 1 vs. Minnesota (Game 2).
- ◆ Placed on Royals 60-day disabled list Aug. 22 (right rotator cuff injury) and would miss remainder of season.

#### 2016

- ◆ Did not appear in Majors...Spent majority of season with Triple-A **Omaha** before being moved to Double-A **Northwest Arkansas** Aug. 1 for remainder of season.
- ◆ Pitched as a starter in 12 of first 13 appearances before being moved to bullpen and pitching in relief for final 19 outings.





## 2015

- ◆ Split season between Double-A **Northwest Arkansas** and Triple-A **Omaha**, before having contract selected by **Royals** Sept. 1 for final month of regular season.
- ◆ Made Major League debut Sept. 1 vs. Detroit...Allowed two runs in one inning of relief work (two-run HR by Ian Kinsler).

## POSTSEASON SUMMARY

- ◆ Was not selected to **Royals** postseason roster following **2015** season.

## NOTABLE MINOR LEAGUE AWARDS AND HONORS

- ◆ **2013** Futures Game selection.
- ◆ **2012** DSL Royals Pitcher of the Year.

## CAREER TRANSACTIONS

- ◆ Nov. 20, 2010...Signed by **Kansas City Royals** as a non-drafted free agent.
- ◆ Apr. 4, 2018...Traded by **Kansas City Royals** to **Angels** for a player to be named later or cash considerations.

## PERSONAL/MISC

- ◆ Miguel Emilio Almonte...On Twitter: @MiguelAlmonte27.
- ◆ Pitched a scoreless inning for World Team at 2013 Futures Game at Citi Field.
- ◆ Played for Peoria in 2014 Arizona Fall League representing Kansas City organization.
- ◆ Appeared with Gigantes del Cibao in Dominican Winter League during 2014-15, 2016-17 and 2017-18 offseasons.
- ◆ Named by *Baseball America* as having best changeup in Royals system after 2013 season...Was Royals #4 prospect entering 2016 season.
- ◆ Originally signed by Royals scout Fausto Morel.

## CAREER FIELDING

POS	PCT	G	PO	A	E	TC	DP
P	1.000	19	1	2	0	3	0

ALMONTE





**JUSTIN  
ANDERSON**

**RHP 38**

**BORN:** SEPT. 28, 1992  
**BIRTHPLACE:** HOUSTON, TX  
**SIGNED THRU:** 2019  
**ACQUIRED:** SELECTED IN 14TH ROUND OF 2014 FIRST-YEAR PLAYER DRAFT

**OPENING DAY AGE:** 26  
**RESIDES:** HOUSTON, TX  
**MLB SERVICE:** 161 DAYS

**HEIGHT:** 6-3    **WEIGHT:** 230    **BATS:** L    **THROWS:** R

## ANDERSON'S LIFETIME PITCHING RECORD

Year	Club	W-L	ERA	G	GS	CG	GF	SHO	SV	IP	H	R	ER	HR	HB	BB	IBB	SO	WP	BK	BAA
2014	Orem	1-4	9.00	11	5	0	0	0	0	22	31	29	22	1	1	12	0	13	6	0	.316
	Angels (AZL)	0-0	5.14	2	2	0	0	0	0	7	9	4	4	0	0	3	0	6	2	0	.310
2015	Burlington	9-9	3.41	28	22	0	3	0	0	142.2	148	68	54	4	7	51	0	112	8	0	.273
2016	Inland Empire	8-12	5.70	28	27	0	0	0	0	145.1	193★	99	92★	15	8	48	0	107	5	1	.322
2017	Inland Empire	0-0	5.06	4	0	0	2	0	1	5.1	4	4	3	0	0	2	0	6	2	0	.174
	Mobile	3-2	5.06	42	0	0	11	0	1	58.2	56	35	33	7	5	29	1	36	3	0	.255
2018	Mobile	0-0	0.00	3	0	0	2	0	0	3.2	2	0	0	0	0	1	0	8	0	0	.167
	Salt Lake	0-0	0.00	3	0	0	1	0	0	5	0	0	0	0	1	0	0	6	1	0	.000
	LAA	3-3	4.07	57	0	0	10	0	4	55.1	42	25	25	3	4	40	3	67	9	1	.214
<b>MAJOR TOTALS</b>		<b>3-3</b>	<b>4.07</b>	<b>57</b>	<b>0</b>	<b>0</b>	<b>10</b>	<b>0</b>	<b>4</b>	<b>55.1</b>	<b>42</b>	<b>25</b>	<b>25</b>	<b>3</b>	<b>4</b>	<b>40</b>	<b>3</b>	<b>67</b>	<b>9</b>	<b>1</b>	<b>.214</b>
<b>MINOR TOTALS</b>		<b>21-27</b>	<b>4.80</b>	<b>121</b>	<b>56</b>	<b>0</b>	<b>19</b>	<b>0</b>	<b>2</b>	<b>389.2</b>	<b>443</b>	<b>239</b>	<b>208</b>	<b>27</b>	<b>22</b>	<b>147</b>	<b>1</b>	<b>294</b>	<b>27</b>	<b>1</b>	<b>.288</b>

★ led or tied for league lead

## 2018 SEASON

- ◆ Made Major League debut with **Angels** Apr. 23 in hometown of Houston...Recorded first career strikeout vs. Carlos Correa with two on and two out in the 8th inning of Angels 2-0 win.
- ◆ Led Angels staff and ranked seventh in American League with 22 holds...Was fifth among Major League rookies in holds.
- ◆ Strikeouts per nine innings rate of 10.90 ranked fifth among A.L. rookies (min. 50 IP)...Rate of 0.49 home runs allowed per nine innings ranked second.
- ◆ Stranded 21 of 24 inherited runners (87.5%) on season.
- ◆ Converted first Major League save May 14 vs. Houston.
- ◆ Earned first career win May 23 at Toronto.
- ◆ Struck out all four batters faced on Aug. 10 vs. A's...First Angels pitcher to do so (min. 4 BF) since Cory Rasmus (4 BF – 4 SO) Oct. 4, 2015 at Texas.
- ◆ Opened season with Double-A **Mobile** and appeared in three games before being promoted to Triple-A **Salt Lake** Apr. 14...Pitched five scoreless innings for Bees prior to being called-up by Angels Apr. 23.

## CAREER TRANSACTIONS

- ◆ June 7, 2014...Selected by **Angels** in 14th round of 2014 First-Year Player Draft (signed June 10, 2014).

## PERSONAL/MISC

- ◆ Justin Charles Anderson...On Twitter: @janderson\_22.
- ◆ Visited students at Russell Elementary School in Garden Grove, CA as part of Angels 2018 Adopt-A-School program.
- ◆ Participated in 2018 Aces & Athletes charity casino night benefiting Angels Baseball Foundation.
- ◆ Visited patients at CHOC Children's Hospital with Angels teammates during 2018 season.
- ◆ Pitched for Scottsdale in 2016 Arizona Fall League, representing Angels organization.
- ◆ Attended St. Pius X HS (TX) and the University of Texas San Antonio.
- ◆ Originally signed by Angels scout Rudy Vasquez.

## CAREER FIELDING

POS	PCT	G	PO	A	E	TC	DP
P	.917	57	5	6	1	12	1

ANDERSON





## LUKE BARD

### RHP 39

BORN: OCT. 13, 1990      OPENING DAY AGE: 28  
 BIRTHPLACE: CHARLOTTE, NC      RESIDES: ORANGE PARK, FL  
 SIGNED THRU: 2019      MLB SERVICE: 30 YEARS  
 ACQUIRED: SIGNED AS MINOR LEAGUE FREE AGENT,  
 FEB. 18, 2019  
 MARRIED: TAYLOR HALL, JAN. 11, 2014

HEIGHT: 6-3      WEIGHT: 200      BATS: R      THROWS: R

### NON-ROSTER INVITEE

### BARD'S LIFETIME PITCHING RECORD

Year	Club	W-L	ERA	G	GS	CG	GF	SHO	SV	IP	H	R	ER	HR	HB	BB	IBB	SO	WP	BK	BAA
2012	Twins (GCL)	0-0	6.75	3	1	0	0	0	0	4	3	3	3	0	1	5	0	3	0	0	.231
	Elizabethhton	0-0	0.00	4	0	0	2	0	1	3	2	0	0	0	0	2	0	4	0	0	.200
2013	Twins (GCL)	0-0	12.00	4	0	0	0	0	0	3	5	5	4	0	0	3	0	1	0	0	.333
	Elizabethhton	1-0	1.08	7	0	0	2	0	0	8.1	2	1	1	0	1	6	0	6	1	0	.091
	Fort Myers	0-0	0.00	1	0	0	0	0	0	1	0	0	0	0	0	0	0	2	0	0	.000
2014	INJURED — DID NOT PLAY																				
2015	Cedar Rapids	7-1	2.41	28	0	0	11	0	0	52.1	45	15	14	1	5	15	0	47	4	0	.234
	Fort Myers	3-1	3.40	35	0	0	12	0	2	50.1	47	21	19	0	2	20	0	45	4	0	.246
	Chattanooga	0-0	4.91	9	0	0	4	0	0	14.2	16	8	8	1	1	8	0	12	1	1	.281
2017	Chattanooga	4-3	2.58	33	0	0	20	0	5	52.1	50	16	15	4	5	20	3	78	3	0	.250
	Rochester	0-0	3.46	8	0	0	2	0	0	13	13	5	5	1	1	4	0	21	0	0	.255
2018	LAA	0-0	5.40	8	0	0	3	0	0	11.2	10	7	7	4	3	5	1	13	1	0	.222
	Rochester	3-3	4.66	32	0	0	15	0	1	48.1	54	29	25	6	1	18	1	52	7	1	.286
<b>MAJOR TOTALS</b>		<b>0-0</b>	<b>5.40</b>	<b>8</b>	<b>0</b>	<b>0</b>	<b>3</b>	<b>0</b>	<b>0</b>	<b>11.2</b>	<b>10</b>	<b>7</b>	<b>7</b>	<b>4</b>	<b>3</b>	<b>5</b>	<b>1</b>	<b>13</b>	<b>1</b>	<b>0</b>	<b>.222</b>
<b>MINOR TOTALS</b>		<b>18-8</b>	<b>3.38</b>	<b>164</b>	<b>1</b>	<b>0</b>	<b>68</b>	<b>0</b>	<b>9</b>	<b>250.1</b>	<b>237</b>	<b>103</b>	<b>94</b>	<b>13</b>	<b>17</b>	<b>101</b>	<b>4</b>	<b>271</b>	<b>20</b>	<b>2</b>	<b>.251</b>

BARD

- ◆ Luke Francis Bard...Last name rhymes with "hard"...On Twitter: @Luke\_Bard
- ◆ Signed with **Angels** as minor league free agent, Feb. 18, 2019.
- ◆ Made Major League debut with **Angels**, March 31, 2018 at Oakland after being acquired by Halos from **Twins** in Rule 5 Draft in Dec. 2017.
- ◆ Appeared in eight games in relief for Angels last season, before being designated for assignment, Apr. 21 and returned to **Twins** organization...Pitched remainder of year for Triple-A **Rochester**, making 32 appearances and averaging 9.7 strikeouts per nine innings (48.1 IP - 52 SO).
- ◆ Opened 2017 season with Double-A **Chattanooga** and pitched more than one inning in 20 of 33 appearances... During 25 game stretch from Apr. 27-July 29, went 3-1 with four saves and a 1.33 ERA (40.2 IP - 6 ER) with 60 strikeouts and 12 walks...His ERA ranked third in Southern League in that span (min. 35 IP).
- ◆ Split 2016 between Adv.-A **Fort Myers** and Double-A Chattanooga, totaling a career-high 44 appearances.
- ◆ Spent 2015 campaign with Single-A **Cedar Rapids**, where he ranked seventh among Midwest League relievers (min. 50 IP) with a 2.41 ERA (52.1 IP - 14 ER).
- ◆ Missed entire 2014 season due to injury...Had arthroscopic shoulder surgery in labrum following 2013 season, where he spent time with three Minnesota affiliates.
- ◆ Selected by **Twins** in first round (42nd overall) of 2012 First-Year Player Draft (signed by Minnesota scout Jack Power)...Was previously drafted by Red Sox in 16th round of 2009 First-Year player draft, but did not sign.
- ◆ Brother, Daniel Bard, pitched in Majors for five seasons with Red Sox (2009-13).
- ◆ Father, Paul Bard, was sixth round draft pick by Dodgers in 1980 and played five minor league seasons in Dodgers and Orioles systems.
- ◆ Played collegiately at Georgia Tech...Named by *Baseball America* as 11th best prospect in Atlantic Coast Conference entering 2011 season.
- ◆ Attended Charlotte Christian HS (NC)...Four-year letterwinner in baseball and football (quarterback) and a two-year letterwinner in basketball...Two-year captain of baseball team...Earned Louisville Slugger and National Christian School Athletic Association All-America honors as a senior...North Carolina Independent Schools Athletic Association Player of the Year and *Charlotte Weekly* Player of the Year in 2009 after going 10-0 with 90 strikeouts and a 0.37 ERA.



**JAIME  
BARRIA**

**RHP 51**

**BORN:** JULY 18, 1996  
**BIRTHPLACE:** PANAMA CITY, PANAMA  
**SIGNED THRU:** 2019  
**ACQUIRED:** SELECTED AS INTERNATIONAL FREE AGENT, APR. 11, 2013

**OPENING DAY AGE:** 22  
**RESIDES:** PANAMA CITY, PANAMA  
**MLB SERVICE:** 122 DAYS

**HEIGHT:** 6-1    **WEIGHT:** 210    **BATS:** R    **THROWS:** R

## BARRIA'S LIFETIME PITCHING RECORD

Year	Club	W-L	ERA	G	GS	CG	GF	SHO	SV	IP	H	R	ER	HR	HB	BB	IBB	SO	WP	BK	BAA
2013	— Angels (DSL)	0-1	10.80	4	0	0	0	0	0	5	13	8	6	0	1	1	0	4	1	0	.481
2014	— Angels (DSL)	4-4	3.03	16	8	0	2	0	1	59.1	57	27	20	1	2	11	0	55	1	0	.252
2015	— Angels (AZL)	3-0	2.00	7	6	0	0	0	0	36	40	12	8	0	0	3	0	31	3	1	.280
	Orem	2-4	6.21	8	8	0	0	0	0	33.1	45	27	23	4	1	7	0	30	5	0	.324
2016	— Burlington	8-6	3.85	25	25	0	0	0	0	117	133	58	50	6	3	21	0	78	10	0	.282
2017	— Inland Empire	4-3	2.48	11	11	0	0	0	0	65.1	48	20	18	6	3	13	0	57	3	1	.202
	Mobile	1-6	3.21	12	12	1	0	1	0	61.2	62	27	22	8	0	15	0	47	8	0	.256
	Salt Lake	2-0	2.45	3	3	0	0	0	0	14.2	11	5	4	0	1	3	0	13	0	0	.208
2018	— Salt Lake	0-0	3.50	5	5	0	0	0	0	18	20	7	7	2	1	5	0	19	0	0	.282
	LAA	10-9	3.41	26	26	0	0	0	0	129.1	117	50	49	17	6	47	0	98	3	0	.242
<b>MAJOR TOTALS</b>		<b>10-9</b>	<b>3.41</b>	<b>26</b>	<b>26</b>	<b>0</b>	<b>0</b>	<b>0</b>	<b>0</b>	<b>129.1</b>	<b>117</b>	<b>50</b>	<b>49</b>	<b>17</b>	<b>6</b>	<b>47</b>	<b>0</b>	<b>98</b>	<b>3</b>	<b>0</b>	<b>.242</b>
<b>MINOR TOTALS</b>		<b>24-24</b>	<b>3.47</b>	<b>91</b>	<b>78</b>	<b>1</b>	<b>2</b>	<b>1</b>	<b>1</b>	<b>410.1</b>	<b>429</b>	<b>191</b>	<b>158</b>	<b>27</b>	<b>12</b>	<b>79</b>	<b>0</b>	<b>334</b>	<b>31</b>	<b>2</b>	<b>.266</b>

## 2018 SEASON

- ◆ Entered 2018 ranked by *Baseball America* as #6 prospect in Angels organization and the top pitching exclusive prospect (RHP/DH Shohei Ohtani was ranked #1)...Ranked #7 by *MLB.com* in the Halos system.
- ◆ After opening season with Triple-A **Salt Lake**, made Major League debut with **Angels** April 11 at Texas and earned win after tossing five innings and allowing one run on one hit (HR by Ryan Rua)...At 21 years, 267 days, was youngest A.L. pitcher to earn a win during 2018 season...Became youngest Angels player to make his Major League debut since Mike Trout (19 years, 335 days), July 8, 2011.
- ◆ Ranked third among American League rookies in wins, innings pitched, ERA (min. 75 IP) and batting average against...First Angels pitcher to record 10+ wins in his debut season since Jose Arredondo (10 wins in 2008).
- ◆ Pitched to a 2.47 ERA (62 IP – 17 ER) on the road, which ranked fourth in American League (min. 50 IP).
- ◆ Was first Angels rookie to make 26+ starts in a season since Scott Schoeneweis (27) in 2000.
- ◆ Carried no-hitter through first 5.1 innings of start on May 3 vs. Baltimore before allowing a single to Trey Mancini.
- ◆ Set career high with 12 consecutive scoreless innings pitched between Aug. 31 – Sept. 10.
- ◆ During start on April 22 vs. San Francisco, tossed 49 pitches in a scoreless first inning, including a Major League record 21-pitch at-bat vs. Brandon Belt (previous record was 20 pitches seen by Houston's Ricky Gutierrez vs. Cleveland RHP Bartolo Colon on June 26, 1998).

## NOTABLE MINOR LEAGUE AWARDS AND HONORS

- ◆ **2017** Futures Game Selection...California League Mid-Season All-Star...Angels Organizational Pitcher of the Month for May and June...Angels Pitching Prospect of the Year (MLBPipeline.com).
- ◆ **2016** Midwest League Mid-Season All-Star.

## CAREER TRANSACTIONS

- ◆ Apr. 11, 2013...Signed by **Angels** as international free agent.

## PERSONAL/MISC

- ◆ Jaime Jonathan Barria.
- ◆ Is first Panama-born pitcher in Angels history...The only other player in franchise history who was born in Panama is Hall of Famer Rod Carew.
- ◆ Originally signed by Angels scout Roman Ocumarez.

## GENERATION GAP

When they faced off on June 1, 2018 at Angel Stadium, the 23 years, 55 days difference in age (8,456 total days) between Bartolo Colon (45 years, 8 days) and Jaime Barria (21 years, 318 days) was the largest in any Angels game in franchise history. The duo matched that record when they faced off again on Sept. 5 at Globe Life Park.

BARRIA





# 2019 ANGELS



## CAM BEDROSIAN

### RHP 32

HEIGHT: 6-1

WEIGHT: 225

BATS: R

THROWS: R

BORN: OCT 2, 1991  
BIRTHPLACE: SENOIA, GA  
SIGNED THRU: 2019

OPENING DAY AGE: 27  
RESIDES: SENOIA, GA  
MLB SERVICE: 3 YEARS,  
153 DAYS

ACQUIRED: SELECTED IN THE FIRST ROUND  
(29<sup>TH</sup> OVERALL) OF THE 2010  
FIRST-YEAR PLAYER DRAFT

### BEDROSIAN'S LIFETIME PITCHING RECORD

Year	Club	W-L	ERA	G	GS	CG	GF	SHO	SV	IP	H	R	ER	HR	HB	BB	IBB	SO	WP	BK	BAA
2010	Angels (AZL)	0-2	4.50	5	4	0	0	0	0	12	13	11	6	0	0	7	0	10	6	1	.283
2011		INJURED - DID NOT PLAY																			
2012	Cedar Rapids	3-11	6.31	21	21	0	0	0	0	82.2	91	61	58	5	8	52	0	48	15	1	.286
2013	Burlington	1-5	5.30	37	2	0	0	0	7	54.1	55	38	32	4	5	22	1	69	9	0	.258
	Inland Empire	0-0	0.00	7	0	0	0	0	0	8.2	4	0	0	0	1	7	0	9	0	0	.143
2014	Inland Empire	0-0	0.00	5	0	0	4	0	1	5.2	1	0	0	0	0	2	0	15	0	0	.056
	Arkansas	1-0	1.11	30	0	0	25	0	15	32.1	10	5	4	1	0	10	0	57	2	0	.097
	LAA	0-1	6.52	17	0	0	4	0	0	19.1	23	17	14	2	0	12	1	20	1	1	.288
	Salt Lake	1-1	7.71	8	0	0	6	0	2	7	5	6	6	0	3	6	1	10	0	0	.192
2015	Salt Lake	1-1	2.78	24	0	0	7	0	3	35.2	32	11	11	0	1	14	1	42	5	0	.242
	LAA	1-0	5.40	34	0	0	10	0	0	33.1	40	21	20	3	2	19	2	34	2	0	.303
2016	LAA	2-0	1.12	45	0	0	9	0	1	40.1	30	7	5	1	2	14	1	51	3	0	.207
	Salt Lake	1-0	3.24	5	0	0	2	0	1	8.1	7	3	3	1	0	4	0	14	0	0	.212
2017	LAA	6-5	4.43	48	0	13	0	6	44.2	41	26	22	5	0	17	1	53	7	0	.240	
	Inland Empire (1)	0-0	7.36	4	1	0	0	0	0	3.2	5	3	3	1	0	0	0	7	0	0	.294
2018	LAA	5-4	3.80	71	0	0	7	0	1	64	63	30	27	7	2	26	0	57	1	0	.263
<b>MAJOR TOTALS</b>		<b>14-10</b>	<b>3.93</b>	<b>215</b>	<b>0</b>	<b>43</b>	<b>0</b>	<b>8</b>	<b>201.2</b>	<b>197</b>	<b>101</b>	<b>88</b>	<b>18</b>	<b>6</b>	<b>88</b>	<b>5</b>	<b>215</b>	<b>14</b>	<b>1</b>	<b>1</b>	<b>.257</b>
<b>MINOR TOTALS</b>		<b>8-20</b>	<b>4.42</b>	<b>146</b>	<b>28</b>	<b>0</b>	<b>67</b>	<b>0</b>	<b>29</b>	<b>250.1</b>	<b>223</b>	<b>138</b>	<b>123</b>	<b>12</b>	<b>18</b>	<b>124</b>	<b>3</b>	<b>281</b>	<b>37</b>	<b>2</b>	<b>.239</b>

(1) rehab assignment

Disabling Injuries: 2017 — Right groin strain; disabled Apr. 22 - June 17  
2016 — Right middle finger flexor tendinitis; disabled Aug. 9 (retro to Aug. 4) - end of season

### 2018 SEASON

- ◆ Established new career highs in games (71), innings pitched (64) and strikeouts (57) for fifth consecutive season with **Angels**.
- ◆ Stranded 21 of 28 inherited runners...Stranded rate of 75% was best in career.
- ◆ Recorded only save of season Apr. 24 at HOU with 1.1 scoreless innings...Marked third save of four-or-more outs in career.
- ◆ Established franchise record for a right-handed pitcher with 46 appearances prior to All-Star Break (previous was 45 by Francisco Rodriguez in 2008).
- ◆ Allowed just one earned run during 18 game stretch from June 1- July 11 and had a 0.49 ERA (18.1 IP - 1 ER) in that span...Was not charged with an earned run in 12 straight appearances from June 15 - July 11.
- ◆ Was 3-0 with a 2.43 ERA (37 IP - 10 ER) across 36 appearances at Angel Stadium, compared with a 2-4 record and 5.67 ERA (27 IP - 17 ER) on the road.

### CAREER HIGHLIGHTS

- ◆ Made Major League debut June 3, 2014 at Houston...Earned first Major League win Aug. 5, 2015 vs. Cleveland and first save Aug. 2, 2016 vs. Oakland.
- ◆ Ranks eighth in Angels history (min. 100 games) with a 9.60 strikeouts per nine innings rate.

### MAJOR LEAGUE SUMMARY

#### 2017

- ◆ Set career highs in wins (6), saves (6), games (48), innings pitched (44.2) and strikeouts (53) for **Angels**.
- ◆ Matched single game career-high in innings pitched (2) and recorded first career six-out save on Apr. 18 at Houston.

BEDROSIAN





- ◆ Opened year as Angels closer and tossed 6.2 scoreless innings across first six appearances...Converted three of four save opportunities in that span, before suffering injury on Apr. 21 vs. Toronto.
- ◆ Missed 53 games on disabled list from Apr. 22-June 17 with a right groin strain.
- ◆ Did not allow an earned run in 12 games (11.2 IP) from July 30-Aug. 25, while going 1-0 and converting all three save opportunities.
- ◆ Held opposing hitters to a .158 (3/19) batting average against with two outs and runners in scoring position.

## 2016

- ◆ Pitched to a career-best 1.12 ERA (40.1 IP - 5 ER) across 45 games for **Angels**.
- ◆ Earned first career save on Aug. 2 vs. Oakland after striking out all three batters faced.
- ◆ His 0.47 road ERA (19 IP - 1 ER) led Majors (min. 15 IP) and established new Angels single-season record.
- ◆ Had streak of 25 consecutive appearances without being charged with a run from June 3-Aug. 2...Marked longest such streak of career and fourth longest in Angels history.
- ◆ Collected career-high five strikeouts on May 2 at Milwaukee.
- ◆ Recorded 15 of 18 outs via strikeout during six game scoreless stretch from July 19-Aug. 2.
- ◆ Had 14 game (12.1 IP) streak without allowing an earned run from Apr. 8-May 22.
- ◆ Missed final 54 games of season after being placed on disabled list Aug. 9 (retro to Aug. 4) with right middle finger flexor tendinitis)...Underwent embolectomy on right arm in Sept. to remove blood clot.

## SCORELESS STREAKS

Most consecutive scoreless appearances in Angels history

PLAYER	GAMES (IP)	STREAK DATE
Francisco Rodriguez	30 G (30.2 IP)	July 2 - Sept. 14, 2006
Scott Downs	29 G (18 IP)	May 5 - July 23, 2013
Ernesto Frieri	26 G (26.1 IP)	May 5 - July 8, 2012
<b>Cam Bedrosian</b>	<b>25 G (23.2 IP)</b>	<b>June 3 - Aug. 2, 2016</b>
Joe Smith	23 G (23.2 IP)	June 24 - Aug. 9, 2014

## 2015

- ◆ Pitched in 34 games across four separate stints with **Angels**.
- ◆ Started big league season with 8.2 scoreless innings pitched at home in his first seven outings at Angel Stadium.
- ◆ Earned first win of Major League career Aug. 5 vs. Cleveland after tossing a perfect ninth inning...Angels rallied for three runs in bottom of ninth inning to win...Taylor Featherston scored on wild pitch for walk-off victory.
- ◆ Stranded 15 of 23 inherited runners on the season.

## 2014

- ◆ Made Major League debut with **Angels** on June 3 at Houston...Tossed one scoreless inning and struck out first batter faced (Jonathan Villar).
- ◆ Did not allow a run in each of first six home games to start Major League career (8 IP).

## NOTABLE MINOR LEAGUE AWARDS AND HONORS

- ◆ **2014** MiLB.com Organization All-Star...Texas League Mid-Season & Post-Season All-Star.

## CAREER TRANSACTIONS

- ◆ June 7, 2010...Selected by **Angels** in first round (29th overall) of 2010 First-Year Player Draft (signed July 2, 2010).

## PERSONAL/MISC

- ◆ Cameron Rock Bedrosian...On Twitter: @Cam\_Bedrock
- ◆ Attended East Coweta HS (GA).
- ◆ Originally signed by Angels scout Chris McAlpin.
- ◆ Missed 2011 season after undergoing Tommy John surgery.
- ◆ Entered 2015 season ranked as Angels #3 prospect according to *Baseball America*.
- ◆ In December 2016, participated in the "New Balance Gives Back" campaign alongside several other professional athletes by donating athletic shoes to charitable organizations and helping to raise money for Soles4Souls Inc.
- ◆ Son of Steve Bedrosian, who pitched 14 big league seasons with Atlanta, Philadelphia, San Francisco and Minnesota...Won 1987 National League Cy Young Award with Phillies.

## CAREER FIELDING

POS	PCT	G	PO	A	E	TC	DP
P	.923	215	7	17	2	26	0

## BEDROSIAN'S CAREER HIGHS

SEASON	GAME
Wins	6 — 2017
Losses	5 — 2017
ERA	1.12 — 2016
IP	64 — 2018
SO	57 — 2018
SO	5 — 5/2/16 at MIL
IP	2 — 7 times; last, 4/18/17 at HOU
R & ER	5 — Twice; last, 9/30/17 vs. SEA
BB	4 — 6/5/14 at HOU
H	6 — 8/22/15 vs. TOR

BEDROSIAN





# 2019 ANGELS



## JUSTIN BOUR

INF **41**

HEIGHT: 6-4    WEIGHT: 270    BATS: L    THROWS: R

BORN: MAY 28, 1988    OPENING DAY AGE: 30  
BIRTHPLACE: WASHINGTON, D.C.    RESIDES: ASBURN, VA  
SIGNED THRU: 2019    MLB SERVICE:  
4 YEARS, 64 DAYS  
ACQUIRED: SIGNED AS MAJOR LEAGUE FREE AGENT,  
DEC. 15, 2018  
MARRIED: HAYLEY MILON, DEC. 1, 2018

### BOUR'S LIFETIME PLAYING RECORD

Year	Club	AVG	G	AB	R	H	2B	3B	HR	RBI	SH	SF	HP	BB	IBB	SO	SB	CS	GDP	OBP	SLG	E
2009	Cubs (AZL)	.273	14	55	7	15	4	0	2	13	0	2	0	5	0	17	1	0	1	.455	.323	0
	Boise	.258	48	182	17	47	13	0	2	27	0	2	3	20	0	28	1	0	6	.363	.338	5
2010	Peoria	.291	127	475	59	138	31	1	12	87	0	5	9	58	7	100	1	0	15	.436	.375	15
2011	Daytona	.277	133	502	65	139	30	1	23	85	0	8	2	46	5	105	3	2	15	.478	.335	12
2012	Tennessee	.283	138	506	64	143	36	0	17	110	0	6	3	62	10	115	4	1	12	.455	.360	19
2013	Tennessee	.237	83	317	48	75	17	0	18	64	0	6	2	36	8	63	0	2	3	.461	.313	6
2014	New Orleans	.306	103	385	59	118	27	0	18	72	0	3	3	39	11	57	3	1	7	.517	.372	2
	MIAMI	.284	39	74	10	21	3	0	1	11	0	0	0	9	1	19	0	0	0	.365	.361	0
2015	New Orleans	.275	14	51	8	14	1	0	1	5	0	0	0	11	3	6	1	0	2	.353	.403	0
	MIAMI	.262	129	409	42	107	20	0	23	73	0	1	2	34	3	101	0	0	19	.479	.321	6
2016	New Orleans	.111	5	18	0	2	0	0	0	0	0	0	0	1	0	0	0	0	0	.111	.158	0
	MIAMI	.264	90	280	35	74	12	1	15	51	0	3	0	38	9	56	0	0	8	.475	.349	3
2017	Jupiter	1.000	1	2	2	2	1	0	0	2	0	1	0	1	0	0	0	0	0	1.500	.750	0
	Jacksonville	.333	3	9	1	3	0	0	1	1	0	0	0	0	0	1	0	0	0	.667	.333	1
2018	MIAMI	.289	108	377	52	109	18	0	25	83	0	4	1	47	7	95	1	0	10	.536	.366	1
	MIAMI	.227	112	374	43	85	10	1	19	54	0	3	1	69	6	111	1	0	8	.412	.347	3
	PHILADELPHIA	.224	29	49	6	11	3	0	1	5	0	0	1	4	0	13	1	0	2	.347	.296	1
<b>MAJOR TOTALS</b>		<b>.260</b>	<b>507</b>	<b>1563</b>	<b>188</b>	<b>407</b>	<b>66</b>	<b>2</b>	<b>84</b>	<b>277</b>	<b>0</b>	<b>11</b>	<b>5</b>	<b>201</b>	<b>26</b>	<b>395</b>	<b>3</b>	<b>0</b>	<b>47</b>	<b>.466</b>	<b>.344</b>	<b>10</b>
<b>MINOR TOTALS</b>		<b>.278</b>	<b>669</b>	<b>2502</b>	<b>330</b>	<b>696</b>	<b>160</b>	<b>2</b>	<b>94</b>	<b>466</b>	<b>0</b>	<b>33</b>	<b>22</b>	<b>279</b>	<b>44</b>	<b>492</b>	<b>14</b>	<b>6</b>	<b>61</b>	<b>.456</b>	<b>.352</b>	<b>60</b>

\* led or tied for league lead

**Disabling Injuries:** 2018 — Strained left oblique; disabled Aug. 23-Sept. 1  
2017 — Left ankle contusion; disabled June 5-15.  
Strained right oblique; disabled July 25-Sept. 8

### 2018 SEASON

- ◆ Spent majority of season with **Marlins** prior to August trade to **Phillies**...Combined to hit .227 (85/374) with 13 doubles, a triple, 20 home runs and 59 RBI...Marked fourth 15+ home run campaign and third with 20-or-more...Set new career highs in games played and walks.
- ◆ As a pinch hitter, batted .320 (8/25) with three home runs and 11 RBI...The 11 pinch-hit RBI were tied for the most in the Majors (tied with Tommy La Stella and Daniel Palka).
- ◆ Acquired by the Phillies Aug. 10 in exchange for LHP McKenzie Mills.

### CAREER SUMMARY

- ◆ Five-year big league vet begins first season in the American League.
- ◆ Since 2016, ranked third among N.L. first basemen with a .996 fielding percentage...In same span, .412 OBP with two outs ranks fifth in the Majors, behind Trout (.464), Joey Votto (.421), Paul Goldschmidt (.420) and Bryce Harper (.416).
- ◆ Participated in the 2017 Home Run Derby at Marlins Park (for more info, see 2017 season summary).
- ◆ Made Major League debut with the Marlins June 5, 2014 vs. Tampa Bay...Logged first big league hit that night (4th inning single off Jake Odorizzi)...Connected for first career home run Sept. 19 vs. Washington (off Doug Fister).

### MAJOR LEAGUE SUMMARY

#### 2017

- ◆ Set single-season bests in average (.289), hits (109), home runs (25), RBI (83), walks (47) and OPS (.902)
- ◆ Led all N.L. first basemen (min. 100 games) with a .999 fielding percentage (one error in 809 total chances) in 2017.
- ◆ Participated in the Home Run Derby at Marlins Park, falling in the first round to eventual champion Aaron Judge...Hit 22 home runs in the first round compared to Judge's 23...The 22 homers were the second most of any player in the first round.
- ◆ After opening the season batting .184 through April 29, went on to bat .316 (95/301) with 16 doubles, 22 home runs, 74 RBI and a .979 OPS to remainder of the year...The OPS in that span ranked fifth in the N.L. while the .588 slugging ranked fourth (min. 300 AB).



## 2016

- ◆ Limited to 90 games with the **Marlins** due to right ankle sprain...Despite limited playing time, still set a then-career high with 38 walks.
- ◆ Connected for pinch-hit grand slam June 10 at Arizona...Marked sixth pinch-hit grand slam in franchise history and first by a Marlin since 2005.

## 2015

- ◆ In first full big league season, hit .262 (107/409) with 23 home runs and 73 RBI in 129 games with the **Marlins**...The RBI paced the Marlins while the 23 homers ranked second behind Giancarlo Stanton (27).
- ◆ Finished fifth in the N.L. Rookie of the Year voting (Kris Bryant)...Ranked third among Major League rookies in homers and RBI.
- ◆ The 23 home runs were the fourth most by a rookie in franchise history and the most since Dan Uggla's rookie record 27 in 2006.
- ◆ Tabbed as N.L. Rookie of the Month for September after batting .290 (29/100) with nine home runs and 25 RBI.

## 2014

- ◆ Split season between Triple-A **New Orleans** and **Miami**...After beginning season in Triple-A, had contract selected June 4th and made Major League debut June 5th at Tampa Bay...Started the game at DH and went 2-for-5 with an RBI...Recorded first career hit in second at-bat.
- ◆ Connected for first big league home run Sept. 19 vs. Washington...Solo shot came off Doug Fister.

## NOTABLE MINOR LEAGUE AWARDS AND HONORS

- ◆ **2012** Southern League Midseason All-Star...Postseason Southern League All-Star...Southern League Player of the Week (July 30-Aug. 5).
- ◆ **2011** Florida State League Midseason All-Star...Florida State League Postseason All-Star...*Toppo's* Player of the Month (May).

## CAREER TRANSACTIONS

- ◆ June 11, 2011...Selected by the **Cubs** in the 25th round of the First Year Player Draft.
- ◆ Dec. 12, 2013...Selected by the **Marlins** from the **Cubs** in the Triple-A phase of the Rule-5 Draft.
- ◆ Dec. 15, 2018...Signed as a free agent with the **Angels**.

## PERSONAL/MISC

- ◆ Justin James Bour (sounds like "boar")...On Twitter: @bour41
- ◆ Wife, Hayley, is a reporter for WINK News in Florida and formerly worked as a sideline reporter with Comcast Sportsnet
- ◆ Attended George Mason University...Tied for second in school history in home runs (46) and third in RBI (187)...Hit two grand slams in one collegiate game...Prepped at Westfield High School (Chantilly, VA).
- ◆ Brother Jason Bour was drafted by Cincinnati in the 23rd round of the 2007 draft...Played five seasons of minor league baseball in the Reds and White Sox organizations as a catcher.
- ◆ Father, Jim Bour, was a Secret Service agent and worked for a time in the Presidential Protective Division...Was responsible for the physical protection of Presidents George Bush and Bill Clinton.
- ◆ Originally signed by Cubs scout Billy Swoope.

BOUR

## MISCELLANEOUS STATS

### TWO-HR GAMES (5)

June 17, 2018 at BAL                      April 10, 2018 vs. NYM                      May 31, 2017 vs. PHI  
 April 29, 2016 at MIL                      Sept. 27, 2015 vs. ATL

### CAREER GRAND SLAMS (3)

June 19, 2017 vs. WAS                      June 24, 2016 vs. CHC                      June 10, 2016 at ARI

### CAREER WALK-OFF HITS / RBI (2)

Aug. 11, 2015 vs. BOS (RBI-single; 10th)                      July 1, 2015 vs. SF (3-run HR; 9th)

## CAREER FIELDING

POS	PCT	G	PO	A	E	TC	DP
1B	.996	423	3017	199	14	3230	334

## BOUR'S CAREER HIGHS

SEASON		GAME	
AVG	.289 — 2017	H	4 — 2 times; last, 5/23/17 at OAK
H	109 — 2017	HR	2 — 5 times; last, 6/27/18 at BAL
R	52 — 2017	R	4 — 2 times; last, 5/23/17 at OAK
BB	73 — 2018	BB	4 — 5/20/18 at ATL
2B	20 — 2015	2B	2 — 3 times; last, 4/7/16 at WAS
HR	25 — 2017	RBI	6 — 4/30/17 vs. PIT
RBI	83 — 2017	Hit Streak	8 — Twice; last, Sept. 15 - 23, 2017





## PETER BOURJOS

# OF 25

BORN: MAR. 31, 1987  
BIRTHPLACE: PARK RIDGE, IL  
SIGNED THRU: 2019

OPENING DAY AGE: 31  
RESIDES: SCOTTSDALE, AZ  
MLB SERVICE: 7 YEARS,  
127 DAYS

ACQUIRED: SIGNED TO MINOR LEAGUE CONTRACT,  
NOV. 16, 2018

MARRIED: ASHLEY MILLER  
CHILDREN: MAXTON, CHARLEY

HEIGHT: 6-1    WEIGHT: 190    BATS: R    THROWS: R

### NON-ROSTER INVITEE

#### BOURJOS' LIFETIME PLAYING RECORD

Year	Club	AVG	G	AB	R	B	2B	3B	HR	RBI	SH	SF	HBP	BB	IBB	SO	SB	CS	GDP	SLG	OBP	E
2006	— Orem	.292	65	250	42	73	16	7	5	28	5	0	2	22	1	67	13	5	3	.472	.354	3
2007	— Cedar Rapids	.274	63	237	37	65	9	6	5	29	4	5	4	20	0	53	19	9	3	.426	.335	2
	Angels (AZL)	.313	4	16	3	5	0	1	0	2	0	0	1	0	2	0	0	0	0	.438	.353	0
2008	— Cucamonga	.295	121	509	83	150	29	10	9	51	5	5	7	19	0	96	50★	10	5	.444	.326	6
2009	— Arkansas	.281	110	437	72	123	16	14★	6	51	10	5	3	49	1	77	32	12	7	.423	.354	1
2010	— Salt Lake	.314	102	414	85	130	13	12★	13	52	4	3	10	24	1	78	27	5	5	.498	.364	2
	LAA	.204	51	181	19	37	6	4	6	15	3	1	2	6	0	40	10	3	2	.381	.237	1
2011	— LAA	.271	147	502	72	136	26	11★	12	43	7	1	10	32	0	124	22	9	7	.438	.327	4
2012	— LAA	.220	101	168	27	37	7	0	3	19	6	3	3	15	0	44	3	1	2	.315	.291	1
	Salt Lake (1)	.310	7	29	4	9	1	3	0	3	0	0	0	3	0	6	0	0	0	.552	.375	0
2013	— LAA	.274	55	175	26	48	3	3	3	12	4	1	6	10	0	43	6	0	8	.377	.333	1
	Salt Lake (1)	.208	12	48	13	10	4	0	2	7	0	1	2	4	0	19	0	0	1	.417	.291	0
	Inland Empire (1)	.273	3	11	3	3	0	1	1	2	0	0	0	0	0	2	0	0	1	.727	.273	0
2014	— ST. LOUIS	.231	119	264	32	61	9	5	4	24	5	1	4	20	1	78	9	3	5	.348	.294	2
2015	— ST. LOUIS	.200	117	195	32	39	8	3	4	13	4	1	6	19	4	59	5	8	2	.333	.290	1
2016	— PHILADELPHIA	.251	123	355	40	89	20	7	5	23	6	1	4	17	2	91	6	4	6	.389	.292	1
	Lehigh Valley (1)	.278	5	18	2	5	0	0	1	2	0	0	1	0	5	0	0	0	0	.444	.316	0
2017	— TAMPA BAY	.223	100	188	27	42	9	3	5	15	1	1	1	12	0	53	5	4	2	.383	.272	0
	Charlotte (1)	.083	3	12	1	1	0	0	1	1	0	0	0	0	0	2	0	0	0	.333	.083	0
2018	— ATLANTA	.205	36	44	5	9	2	1	1	4	1	0	0	2	0	15	0	0	0	.364	.239	0
	Gwinnett	.277	24	94	16	26	6	5	2	9	1	0	1	10	0	19	1	0	0	.511	.352	0
	Sacramento	.296	44	162	20	48	7	4	2	14	0	1	3	7	0	35	0	2	3	.426	.335	1
<b>MAJOR TOTALS</b>		<b>.240</b>	<b>849</b>	<b>2072</b>	<b>280</b>	<b>498</b>	<b>90</b>	<b>37</b>	<b>43</b>	<b>168</b>	<b>37</b>	<b>10</b>	<b>36</b>	<b>133</b>	<b>7</b>	<b>547</b>	<b>66</b>	<b>32</b>	<b>34</b>	<b>.382</b>	<b>.296</b>	<b>11</b>
<b>MINOR TOTALS</b>		<b>.290</b>	<b>563</b>	<b>2237</b>	<b>381</b>	<b>648</b>	<b>101</b>	<b>63</b>	<b>47</b>	<b>251</b>	<b>28</b>	<b>20</b>	<b>32</b>	<b>160</b>	<b>3</b>	<b>461</b>	<b>142</b>	<b>43</b>	<b>28</b>	<b>.454</b>	<b>.343</b>	<b>15</b>

(1) rehab assignment (★) tied or led league

- ◆ Peter Christopher Bourjos (BORE-jus)...On Twitter: @PeterBourjos8
- ◆ Nine-year MLB veteran returns to **Angels** on minor league deal...Has been with six MLB organizations (appearing with four) since departing Halos via trade in 2013 (**Cardinals, Phillies, White Sox, Cubs, Braves & Giants**)...Traded with Randal Grichuk to **St. Louis** for David Freese & Fernando Salas (Nov. 22, 2013).
- ◆ Has made eight-straight Opening Day rosters, including **2018** with **Atlanta** after signing minor league deal March 25, 2018...Spent majority of 2018 Spring Training with **Cubs**.
- ◆ In limited action with **Braves** in 2018, slashed to .205/.239/.364 in 36 games (DFA'd in June)...Signed minor league deal with **San Francisco** in July and finished season with Triple-A **Sacramento**.
- ◆ Has appeared in 849 career MLB games batting .240 (498/2072) with 280 runs, 90 doubles, 37 triples, 43 home runs, 168 RBI and 66 stolen bases...Has committed just one outfield error in last three seasons (345 total chances/.997%) to rank second among all MLB outfielders in span (min. 200 G)...Jon Jay (1 E/590 TC), with a .998 fielding pct. in span, leads MLB...Bourjos' .945 zone rating (STATS) in same span (2016-18) ranks second in MLB to Byron Buxton...Placed on disabled list seven times in MLB career (three times with right wrist injuries).
- ◆ Best MLB campaign came in **2011** with **Angels** (.272 AVG, 72 R, 26 2B, 11 3B, 12 HR, 43 RBI, 22 SB - all career highs)...Became first player in LAA history to record at least 25 doubles, 10 triples, 10 HR & 20 SB in a single season...His 37 triples since breaking into big leagues in **2010** rank tied for 14th in span (2010-18)...11 triples is 2011 tied for A.L. lead - most by an Angel since Chone Figgins (17) in 2004...Ranked second in MLB with 17 bunt hits & fourth in A.L. with 36 infield hits.
- ◆ Originally drafted by **Angels** in 10th round of **2005** Amateur Draft (signed by LAA scout John Gracia)...Had committed to play baseball at Grand Canyon University (AZ) before signing...Graduated from Notre Dame High School in Scottsdale, AZ.
- ◆ Named a minor league mid-season All-Star in **2008 (California League)** and **2009 (Texas League)**...**2010** post-season All-Star (Pacific Coast League)...Named **2010** PCL Rookie of Year after hitting .314 (130/414) with 12 triples, 13 HR, 52 RBI, 85 runs & 27 SB with **Salt Lake**...Rated by *Baseball America* as Most Exciting Player, Best and Fastest Baserunner and Best Defensive Outfielder in PCL.
- ◆ His father, **Chris**, is a scout for the **San Diego Padres**.



**JOSE  
BRICEÑO**

**C 10**

**BORN:** SEPT. 19, 1992  
**BIRTHPLACE:** CARACAS, VZ  
**SIGNED THRU:** 2019

**OPENING DAY AGE:** 26  
**RESIDES:** BARUTA, VZ  
**MLB SERVICE:** 134 DAYS

**ACQUIRED:** FROM ATLANTA WITH INF ANDRELTON SIMMONS FOR INF ERICK AYBAR, RHP CHRIS ELLIS AND LHP SEAN NEWCOMB, NOV. 12, 2015

**HEIGHT:** 6-1    **WEIGHT:** 225    **BATS:** R    **THROWS:** R

## BRICEÑO'S LIFETIME PLAYING RECORD

Year	Club	AVG	G	AB	R	H	2B	3B	HR	RBI	SH	SF	HBP	BB	IBB	SO	SB	CS	GDP	SLG	OBP	E
2010	— Rockies (DSL)	.205	52	151	12	31	6	0	0	17	2	2	3	17	0	28	9	5	4	.245	.295	7
2011	— Rockies (DSL)	.288	47	160	26	46	10	1	0	18	0	4	6	23	0	22	12	3	2	.363	.389	8
2012	— Grand Junction	.391	7	23	5	9	0	0	2	5	0	0	1	2	0	2	0	0	0	.652	.452	1
2013	— Asheville	.264	26	91	12	24	6	0	1	8	0	0	0	5	0	20	1	0	4	.363	.302	3
	Grand Junction	.333	36	153	32	51	16	0	9	30	0	1	1	5	1	30	8	2	0	.614	.356	6
2014	— Asheville	.283	84	350	315	38	23	1	12	50	8	1	10	16	1	57	8	4	8	.476	.336	14
2015	— Carolina	.215	88	311	32	57	14	0	4	12	1	2	1	12	0	52	2	0	11	.267	.215	9
2016	— Inland Empire	.240	33	125	10	30	6	0	1	11	0	3	0	9	0	28	1	1	1	.312	.285	3
	Arkansas	.225	62	227	25	51	12	2	3	21	1	1	0	11	0	42	2	2	5	.335	.259	6
	Salt Lake	.300	3	10	2	3	1	0	0	3	0	0	0	2	0	1	0	0	0	.400	.417	1
2017	— Mobile	.194	92	351	34	68	12	2	9	41	2	2	0	23	1	73	7	2	9	.316	.242	12
	Salt Lake	.200	3	10	1	2	0	0	0	0	0	0	0	0	0	1	1	0	0	.200	.200	0
2018	— Salt Lake	.277	29	112	22	31	5	0	8	25	0	2	0	4	0	22	3	0	4	.536	.297	4
	LAA	.239	46	117	12	28	2	0	5	10	1	0	2	8	0	35	0	1	2	.385	.299	2
<b>MAJOR TOTALS</b>		<b>.239</b>	<b>46</b>	<b>117</b>	<b>12</b>	<b>28</b>	<b>2</b>	<b>0</b>	<b>5</b>	<b>10</b>	<b>1</b>	<b>0</b>	<b>2</b>	<b>8</b>	<b>0</b>	<b>35</b>	<b>0</b>	<b>1</b>	<b>2</b>	<b>.385</b>	<b>.299</b>	<b>2</b>
<b>MINOR TOTALS</b>		<b>.241</b>	<b>562</b>	<b>2039</b>	<b>251</b>	<b>492</b>	<b>111</b>	<b>6</b>	<b>49</b>	<b>249</b>	<b>14</b>	<b>18</b>	<b>22</b>	<b>129</b>	<b>3</b>	<b>378</b>	<b>54</b>	<b>19</b>	<b>48</b>	<b>.374</b>	<b>.291</b>	<b>74</b>

## 2018 SEASON

- ◆ After beginning the year with Triple-A **Salt Lake**, had contract selected by the **Angels** May 20th...Made Major League debut May 26 at Yankee Stadium, singled in second at-bat and homered in fourth AB (2/4, HR, 2 RBI)... Became seventh player in Angels' history to homer in his Major League debut...Hit second career home run May 31st in second career start, becoming the first Angel to homer in their first two Major League starts.
- ◆ Collected pinch-hit home runs Sept. 23rd and 24th...Joined Jack Howell (May 15 & 17, 1996) as the only players in franchise history with pinch-hit home runs in consecutive games.
- ◆ Despite playing only 29 games with Triple-A, eight home runs were tied for seventh on the Club.
- ◆ Was a non-roster invitee to Spring Training.

## NOTABLE MINOR LEAGUE AWARDS AND HONORS

- ◆ **2017** Angels Organizational Defensive Player of the Month for April.
- ◆ **2016** Texas League Player of the Week.
- ◆ **2014** South Atlantic League Player of the Week...MiLB.com Organizational (Atlanta) All-Star.

## CAREER TRANSACTIONS

- ◆ May 29, 2010...Signed by the **Rockies** as an international free agent.
- ◆ Jan. 30, 2015...Acquired by the **Braves** with C Chris O'Dowd from the **Rockies** in exchange for RHP David Hale and RHP Gus Schlosser.
- ◆ Nov. 12, 2015... Acquired by the **Angels** with INF Andrelton Simmons from the **Braves** in exchange for INF Erick Aybar, RHP Chris Ellis and LHP Sean Newcomb.

## PERSONAL/MISC

- ◆ Jose Briceño (bree-SEN-yo)
- ◆ Participated in Venezuelan Winter Leagues with Navegantes del Magallanes in 2014, 2015 and 2017.
- ◆ Originally signed by Rockies scouts Francisco Cartaya and Ronaldo Fernandez.

## CAREER FIELDING

POS	PCT	G	PO	A	E	TC	DP	PB
C	.993	41	269	32	2	303	2	4
1B	1.000	2	1	0	0	1	0	0





## CAREER FIELDING

POS	PCT	G	PO	A	E	TC	DP	PB
C	.993	41	269	32	2	303	2	4
1B	1.000	2	1	0	0	1	0	



BRICEÑO





**TY  
BUTTREY**

**RHP 31**

**BORN:** MAR. 31, 1993      **OPENING DAY AGE:** 25  
**BIRTHPLACE:** MATTHEWS, NC      **RESIDES:** GULFPORT, FL  
**SIGNED THRU:** 2019      **MLB SERVICE:** 46 DAYS  
**ACQUIRED:** FROM BOSTON WITH LHP WILLIAMS  
**JEREZ FOR INF IAN KINSLER AND CASH**  
**CONSIDERATIONS, JULY 30, 2018**  
**MARRIED:** SAMANTHA GREEN, DEC. 30, 2017

**HEIGHT:** 6-6      **WEIGHT:** 240      **BATS:** L      **THROWS:** R

## BUTTREY'S LIFETIME PITCHING RECORD

Year	Club	W-L	ERA	G	GS	CG	GF	SHO	SV	IP	H	R	ER	HR	HB	BB	IBB	SO	WP	BK	BAA
2012	— Red Sox (GCL)	0-0	1.80	4	3	0	0	0	0	5	5	2	1	0	1	1	0	5	0	1	.278
2013	— Lowell	4-3	2.21	13	13	0	0	0	0	61	54	21	15	0	5	21	0	35	7	0	.242
2014	— Greenville	0-5	6.85	11	11	0	0	0	0	46	59	41	35	5	1	24	0	40	4	0	.306
	Red Sox (GCL)	0-0	1.80	2	2	0	0	0	0	5	2	1	1	0	1	1	0	4	0	0	.118
	Lowell	0-0	3.09	3	2	0	0	0	0	11.2	11	6	4	0	0	7	0	12	2	1	.244
2015	— Greenville	1-0	2.45	4	4	0	0	0	0	22	17	8	6	2	1	3	0	22	0	0	.210
	Salem	8-10	4.20	21	21	0	0	0	0	115.2	117	62	54	5	5	45	0	81	13	1	.268
2016	— Portland	1-9	4.44	33	9	0	5	0	0	79	80	52	39	6	7	46	0	52	5	1	.261
2017	— Portland	1-4	3.72	30	0	0	16	0	4	46	39	22	19	1	2	23	1	56	5	3	.234
	Pawtucket	1-1	7.64	10	0	0	5	0	0	17.2	21	16	15	2	0	10	0	18	4	0	.296
2018	— Pawtucket	1-1	2.25	32	0	0	11	0	1	44	36	16	11	4	3	14	0	64	2	1	.216
	Angels (AZL)	0-0	0.00	1	1	0	0	0	0	1	0	0	0	0	0	0	0	3	0	0	.000
	Salt Lake	0-1	2.25	4	0	0	0	0	0	4	2	1	1	0	0	1	0	7	1	0	.143
	LAA	0-1	3.31	16	0	0	4	0	4	16.1	15	7	6	0	0	5	0	20	0	1	.238
<b>MAJOR TOTALS</b>		<b>0-1</b>	<b>3.31</b>	<b>16</b>	<b>0</b>	<b>0</b>	<b>4</b>	<b>0</b>	<b>4</b>	<b>16.1</b>	<b>15</b>	<b>7</b>	<b>6</b>	<b>0</b>	<b>0</b>	<b>5</b>	<b>0</b>	<b>20</b>	<b>0</b>	<b>1</b>	<b>.238</b>
<b>MINOR TOTALS</b>		<b>17-34</b>	<b>3.95</b>	<b>168</b>	<b>66</b>	<b>0</b>	<b>37</b>	<b>0</b>	<b>5</b>	<b>458</b>	<b>443</b>	<b>248</b>	<b>201</b>	<b>25</b>	<b>26</b>	<b>196</b>	<b>1</b>	<b>399</b>	<b>43</b>	<b>8</b>	<b>.254</b>

## 2018 SEASON

- ◆ Made Major League debut with **Angels** Aug. 16 at Texas and worked one scoreless inning...Became 32nd different pitcher used by Angels in 2018, which set new club record (previous was 31 in 2017).
- ◆ Earned first career save Sept. 7 at White Sox with one perfect inning pitched.
- ◆ Recorded four saves within first 14 career games, joining Minnie Rojas (1966) as only Angels to do so...In that span pitched to a 0.59 ERA (15.1 IP - 1 ER) to begin career.
- ◆ Opened year with Triple-A **Pawtucket** and registered a 2.25 ERA (44 IP - 11 ER) in 32 games for PawSox.
- ◆ His 13.09 strikeouts per nine innings rate ranked second among International League relievers through end of July.
- ◆ Missed two weeks of season in late July on minor league disabled with right knee inflammation.
- ◆ Acquired by Angels July 30 along with LHP Williams Jerez in exchange for INF Ian Kinsler and cash considerations.
- ◆ Made one rehab appearance with **AZL Angels** before joining Triple-A **Salt Lake** Aug. 9.

## NOTABLE MINOR LEAGUE AWARDS AND HONORS

- ◆ **2015** Red Sox Minor League Starting Pitcher of the Month (April).

## CAREER TRANSACTIONS

- ◆ June 5, 2012...Selected by **Red Sox** in fourth round of 2012 First-Year Player Draft (signed June 15, 2012).
- ◆ July 30, 2018...Traded by **Red Sox** to **Angels** with LHP Williams Jerez for INF Ian Kinsler and cash considerations.

## PERSONAL/MISC

- ◆ Ty Douglas Buttrey.
- ◆ As part of Red Sox Rookie Development Program in January 2018, helped paint murals at the Dimock Center in Roxbury, MA, and visited patients at Boston Children's Hospital.
- ◆ Attended Major League Spring Training for first time in 2018 with Boston after being added to 40-man roster, Nov. 20, 2017.
- ◆ Played in 2017 Arizona Fall League for AFL Champion Peoria, representing Red Sox organization.
- ◆ In Red Sox organization, pitched primarily as a starter until moving to bullpen in June 2016.
- ◆ Attended Providence Senior HS (NC)...Went 9-2 with a 0.91 ERA (69 IP - 7 ER) during senior season.
- ◆ Ranked as #9 prospect in Angels system following the 2018 season by *Baseball America*.
- ◆ Named by *Baseball America* as having best changeup in Red Sox system following the 2017 season.
- ◆ Originally signed by Red Sox scout Quincy Boyd.

## CAREER FIELDING

POS	PCT	G	PO	A	E	TC	DP
P	1.000	16	2	3	0	5	0





# 2019 ANGELS



## TREVOR CAHILL

### RHP 53

HEIGHT: 6-4    WEIGHT: 230    BATS: R    THROWS: R

BORN: MAR 1, 1988    OPENING DAY AGE: 31  
BIRTHPLACE: OCEANSIDE, CA    RESIDES: SCOTTSDALE, AZ  
SIGNED THRU: 2019    MLB SERVICE: 9 YEARS, 98 DAYS

ACQUIRED: SIGNED AS FREE AGENT, DEC. 20, 2018

MARRIED: JESSICA PINA, NOV. 3, 2012  
CHILDREN: RYLEE

### CAHILL'S LIFETIME PITCHING RECORD

Year	Club	W-L	ERA	G	GS	CG	GF	SHO	SV	IP	H	R	ER	HR	HB	BB	IBB	SO	WP	BK	BAA
2006	Athletics (AZL)	0-0	3.00	4	4	0	0	0	0	9.0	2	4	3	0	0	7	0	11	3	0	.071
2007	Kane County	11-4	2.73	20	19	0	0	0	0	105.1	85	38	32	3	9	40	1	117	8	0	.220
2008	Stockton	5-4	2.78	14	13	0	0	0	0	87.1	52	29	27	3	8	31	0	103	9	0	.174
	Midland	6-1	2.19	7	6	0	0	0	0	37.0	24	15	9	2	3	19	0	33	3	0	.190
2009	OAKLAND	10-13	4.63	32	32	0	0	0	0	178.2	185	99	92	27	4	72	1	90	5	0	.270
2010	Sacramento (1)	1-0	1.04	2	2	0	0	0	0	8.2	7	3	1	0	0	5	0	8	1	0	.226
	OAKLAND	18-8	2.97	30	30	1	1	1	0	196.2	155	73	65	19	6	63	1	118	2	2	.220
2011	OAKLAND	12-14	4.16	34	34★	0	0	0	0	207.2	214	102	96	19	8	82	1	147	15	0	.269
2012	ARIZONA	13-12	3.78	32	32	2	1	1	0	200.0	184	93	84	16	11	74	0	156	10	2	.250
2013	ARIZONA	8-10	3.99	26	25	0	0	0	0	146.2	143	70	65	13	6	65	2	102	17★	0	.261
	D-backs (AZL) (1)	0-0	0.00	1	1	0	0	0	0	5.0	1	1	0	0	0	2	0	9	0	0	.063
	Reno (1)	0-2	5.94	3	3	0	0	0	0	16.2	16	12	11	3	0	9	0	13	3	0	.262
2014	ARIZONA	3-12	5.61	32	17	0	0	0	1	110.2	123	76	69	9	4	55	2	105	5	0	.285
	Visalia	0-1	18.00	1	1	0	0	0	0	2.0	2	4	4	1	2	0	0	4	0	0	.250
	Reno	2-2	3.49	6	6	0	0	0	0	28.1	21	12	11	4	0	20	0	27	3	0	.214
2015	ATLANTA	0-3	7.52	15	3	0	0	0	0	26.1	36	23	22	2	1	11	1	14	1	0	.330
	Dodgers (AZL)	0-0	0.00	1	0	0	0	0	0	1.2	3	3	0	0	0	0	0	4	2	0	.300
	R. Cucamonga	0-0	0.00	1	1	0	0	0	0	4.0	0	0	0	0	0	2	0	8	1	0	.000
	Oklahoma City	1-3	6.28	6	6	0	0	0	0	28.2	32	22	20	3	0	14	0	17	3	0	.286
	Iowa	0-0	0.00	5	0	0	0	0	0	7.2	5	0	0	0	0	3	0	7	2	0	.185
	CHICAGO (NL)	1-0	2.12	11	0	0	0	0	0	17.0	8	4	4	2	1	5	0	22	1	0	.143
2016	CHICAGO (NL)	4-4	2.74	50	1	0	0	0	0	65.2	49	22	20	7	5	35	3	66	3	0	.201
	Iowa (1)	0-3	4.58	6	6	0	0	0	0	19.2	25	12	10	3	1	12	0	25	0	0	.305
2017	SAN DIEGO	4-3	3.69	11	11	0	0	0	0	61.0	58	29	25	6	3	24	1	72	14★	0	.247
	Lake Elsinore (1)	0-1	6.75	1	1	0	0	0	0	2.2	3	4	2	0	0	1	0	3	2	0	.231
	El Paso (1)	0-1	6.00	1	1	0	0	0	0	3.0	4	2	2	1	0	1	0	4	0	0	.333
	KANSAS CITY	0-0	8.22	10	3	0	0	0	0	23.0	33	21	21	10	0	21	0	15	2	0	.344
2018	OAKLAND	7-4	3.76	21	20	0	0	0	0	110.0	90	52	46	8	5	41	0	100	8	0	.227
	Nashville (1)	0-1	2.63	3	3	0	0	0	0	13.2	7	5	4	0	0	8	0	17	1	0	.146
<b>MAJOR TOTALS</b>		<b>80-83</b>	<b>4.08</b>	<b>304</b>	<b>208</b>	<b>3</b>	<b>2</b>	<b>2</b>	<b>1</b>	<b>1343.1</b>	<b>1278</b>	<b>664</b>	<b>609</b>	<b>138</b>	<b>54</b>	<b>548</b>	<b>12</b>	<b>1007</b>	<b>83</b>	<b>4</b>	<b>.254</b>
<b>A.L. TOTALS</b>		<b>47-39</b>	<b>3.88</b>	<b>127</b>	<b>119</b>	<b>1</b>	<b>1</b>	<b>1</b>	<b>0</b>	<b>716.0</b>	<b>677</b>	<b>347</b>	<b>320</b>	<b>83</b>	<b>23</b>	<b>279</b>	<b>3</b>	<b>470</b>	<b>32</b>	<b>2</b>	<b>.259</b>
<b>N.L. TOTALS</b>		<b>33-44</b>	<b>4.15</b>	<b>177</b>	<b>89</b>	<b>2</b>	<b>1</b>	<b>1</b>	<b>1</b>	<b>627.1</b>	<b>601</b>	<b>317</b>	<b>289</b>	<b>55</b>	<b>31</b>	<b>269</b>	<b>9</b>	<b>537</b>	<b>51</b>	<b>2</b>	<b>.252</b>
<b>MINOR TOTALS</b>		<b>26-23</b>	<b>3.22</b>	<b>82</b>	<b>73</b>	<b>0</b>	<b>0</b>	<b>0</b>	<b>0</b>	<b>380.1</b>	<b>289</b>	<b>166</b>	<b>136</b>	<b>23</b>	<b>23</b>	<b>174</b>	<b>1</b>	<b>410</b>	<b>42</b>	<b>0</b>	<b>.211</b>

(1) rehab assignment  
★ led or tied for league leader

**Disabling Injuries:** **2018** — Right achilles strain; disabled June 14 (retro to June 11) - July 12  
Right elbow impingement; disabled May 9 (retro to May 6) - May 16  
**2017** — Right shoulder impingement syndrome; disabled Aug. 10 - Sept. 1  
Strained back; disabled April 6-16  
Inflamed right shoulder; disabled May 14 - July 4  
**2016** — Patellar tendinitis in right knee; disabled July 15 (retro to July 9) - Aug. 16  
**2013** — Right hip contusion; disabled July 1 - Aug. 18  
**2010** — Stress reaction left scapula; disabled April 4-19

### 2018 SEASON

◆ Signed by **Oakland** as free agent during middle of spring (March 19) and ended up finishing second on Club with 20 starts, despite two stints on disabled list...Returned to organization that drafted him in second round of 2006...Was 7-4 with a 3.76 ERA and .227 opponents batting average in 21 games overall...Surrendered just eight home runs in 110.0 innings, an average of 0.65 per nine innings, lowest mark of career and fourth lowest in A.L. (min. 100-or-more IP).





- ◆ Struck out 100 and walked 41 for career-best strikeout-to-walk ratio of 2.44...Wins and games started were most since winning eight games in 25 starts with Arizona in 2013, while innings pitched (110.0) and strikeouts were most since 2014.
- ◆ Was 5-1 with a 1.84 ERA and .179 opponents batting average in 11 starts at home compared to 2-3 with a 6.41 ERA and .285 opponents average in 10 games on road...Did not allow a run in five of 11 starts in Oakland...His ERA and opponents average at home were second-lowest in A.L. among pitchers with at least 60 innings at home (Snell, TB 1.27 ERA and .172 opponents average)...Opponents batting average included a mark of .212 (44-for-208) against righthanded hitters compared to .243 (46-for-189) against lefthanders...Yielded a .330 batting average with runners in scoring position (.222 with RISP and two outs).
- ◆ Logged four-game win streak (July 26-Aug. 18), his longest stretch since winning five straight from Aug. 17-Sept. 21, 2013 with Arizona...Logged 3.45 ERA and .221 opponents batting average during streak (5 GS).
- ◆ Struck out a career-high 12 batters in just 6.0 innings May 5 vs. Baltimore, his first 10+ K effort since June 14, 2013 at San Diego...Became third A's pitcher since at least 1908 to strikeout 12-or-more batters in six innings or fewer...Tossed season-high 8.0 scoreless frames allowing just four hits while not walking a batter May 28 vs. TB.
- ◆ Had two D.L. stints - May 9 (retro to May 6) with right elbow impingement and reinstated May 16...Returned to D.L. June 14 (retro to June 11) with right achilles strain...Made one rehab start with Nashville and reinstated July 12.
- ◆ Was winning pitcher in 200th career start July 31, a 6-2 victory over Toronto...Combined on five-hit shutout in 6-0 win over Detroit Aug. 5...Struck out 10, his second game of 10-or-more strikeouts in 2018 and fourth of career...Tossed 7.0 scoreless innings and allowed just one hit in 7-1 win over Houston Aug. 18...Had a no- decision in 300th career appearance Aug. 29 at Houston...Made only relief appearance of 2018 in his final game Sept. 29 at Los Angeles (A.L.)...Entered game to start second inning in relief of Liam Hendriks and allowed one unearned run in 4.0 innings for win.

## TAKE ME HOME

Over the last three years, Cahill is 11-2 with a 1.89 ERA (128.2 IP - 27 ER) and .189 (86-for-454) opponents average in 41 games in his home ballparks.

## CAREER HIGHLIGHTS

- ◆ 2019 marks 14th professional campaign...Angels represent eighth MLB organization (**Oakland, Arizona, Dodgers, Atlanta, San Diego, Cubs** and **Kansas City**)...Originally selected by Oakland in second round of 2006 draft out of high school and made Major League debut in 2009 at age of 21.
- ◆ In 2012, became just second pitcher since 1990 to record at least 10 wins and 30 starts in each of first four MLB campaigns (also CC Sabathia 2001-04).
- ◆ A 2010 All-Star with Athletics, posted career-best 18 wins, 2.97 starter ERA and .220 BAA that season...Finished ninth in A.L. Cy Young voting.
- ◆ Had one of best starts to a season in Oakland history, going 6-0 with a 1.72 ERA and .209 opponents batting average over his first eight starts in 2011...Tied for A.L. lead with 34 starts.
- ◆ Struck out Jurickson Profar to start second inning Sept. 9, 2018 vs. Rangers for 1,000th career strikeout.
- ◆ Over last three years, is 11-2 with a 1.89 ERA (128.2 IP - 27 ER) and .189 (86-for-454) opponents average in 41 games in his home ballparks compared to 4-9 with a 5.84 ERA (131.0 IP - 85 ER) and .278 (144-for-518) opponents average in 51 games on road...11-4 with 3.04 ERA (142 IP - 48 ER) in 27 career interleague appearances, including 22 starts.
- ◆ Made a career-high 50 appearances with Cubs in 2016, all but one in relief, but did pitch in postseason during Cubs' World Series title run...Made six postseason appearances with Cubs in 2015.
- ◆ Pitched in All-Star Futures Game and Summer Olympics in Beijing, China in 2008...Named A's Organizational Pitcher of Year in 2007 and 2008.

## MAJOR LEAGUE SUMMARY

### 2017

- ◆ Was used exclusively as a starter with **San Diego** but pitched primarily in relief for **Kansas City** following July 24th trade...Went 4-3 with a 3.69 ERA in 11 starts with Padres and 0-0 with 8.22 ERA in 10 games (three starts) with Royals...Combined for 4-3 mark and 4.93 ERA in career-low 21 appearances...Missed 12 weeks due to three stints on disabled list...Had Major League-leading 16 wild pitches, including 14 with San Diego.
- ◆ Signed by Padres Feb. 23 and started Club's first game of season April 5 at LAD...Went on disabled list next day with strained back (reinstated April 16).
- ◆ Returned to D.L. May 14 with inflamed right shoulder...Made one rehab start with **Single-A Lake Elsinore** and one with **Triple-A El Paso** before reinstated from disabled list July 4.
- ◆ Traded to **Kansas City** with pitchers Ryan Buchter and Brandon Maurer for pitchers Matt Strahm and Travis Wood, minor league infielder Esteury Ruiz and cash on July 24...Made each of his first three appearances with Royals as a starter and had no decisions and 8.18 ERA before going on disabled list a third time Aug. 10 with right shoulder impingement syndrome...Reinstated Sept. 1 and pitched exclusively in relief following return.

### 2016

- ◆ In first full season with **Chicago Cubs**, appeared in 50 games, all but one as reliever, posting career-best 2.74 ERA while limiting opposing hitters to a .201 average (also career best)...Placed on disabled list July 15 (retro to July 9) with patellar tendinitis in right knee...Made six rehab appearances with **Triple-A Iowa** beginning July 18 and was reinstated from D.L. Aug. 16...Posted 2.19 ERA in 17 games in season's second half.





# 2019 ANGELS

- ◆ Allowed one-or-fewer runs in 45 of his 50 appearances, including 35 scoreless outings...Twice tossed 3.0-scoreless innings of relief...Led all Cubs relievers in innings pitched (41.0) and strikeouts (46) prior to All-Star Break...Allowed just two earned runs in 19 games (21.0 IP) when pitching on one-or-fewer days of rest.
- ◆ Did not pitch in postseason during Cubs' World Series title run.

## 2015

- ◆ Went 1-3 with a 5.40 ERA in 26 games (three starts) between **Atlanta** and **Chicago Cubs**...Entered Spring Training with Arizona but was traded to Atlanta along with cash considerations in exchange for OF Josh Elander April 2.
- ◆ Was 1-0 with a 2.12 ERA in 11 relief appearances for Cubs...Logged eight scoreless appearances, including four scoreless outings of at least 2.0 innings.
- ◆ Signed as a minor league free agent with Cubs on Aug. 18 and tossed 7.2 scoreless innings across five relief appearances before having contract selected by Chicago on Sept. 1.
- ◆ Went 0-3 with a 7.52 ERA in 15 games (three starts) with Braves before being designated for assignment June 11... Signed as minor league free agent with **Los Angeles Dodgers** on June 30 but was released on Aug. 14 after making eight appearances between **Arizona League Dodgers**, **Single-A Rancho Cucamonga**, and **Triple-A Oklahoma City**.

## 2014

- ◆ In his third full season with **Arizona**, went 3-12 with 5.61 ERA in 32 games, 17 starts...One of three pitchers in MLB with at least 15 starts and 15 relief outings (David Phelps and Brad Hand)...Went 2-10 with a 6.31 ERA as starter and 1-2 with 3.04 ERA in relief.
- ◆ Started March 23 vs. Los Angeles (N.L.) in Sydney, Australia...On April 13 against New York (N.L.), became second Arizona starter in club history to strikeout at least eight batters in 4.0 innings-or-less (also, Randy Johnson).
- ◆ Earned his first career save April 18 at Dodgers...Designated for assignment June 9...Posted 2-3 record with 4.45 ERA in seven starts between **Single-A Visalia** and **Triple-A Reno**...Contract was selected from **Reno** July 14 and returned to Arizona rotation July 18 vs. Cubs.

## 2013

- ◆ Appeared in 26 games (25 starts) in second season with **Arizona** posting 8-10 record with 3.99 ERA...Held opponents to four earned runs or fewer in 29 straight starts from June 27, 2012 to May 27, 2013, which was second-longest streak in club history behind Randy Johnson's 30 games in 2011...Limited opponents to .214 average with runners in scoring position, seventh-lowest in National League.
- ◆ Went 5-0 with a 2.70 ERA in second half...Joined Mariano Rivera as only two pitchers to go 5-0 after All-Star Break...Recorded 10 strikeouts June 14 at San Diego to match career high.
- ◆ Placed on 15-day disabled list with right hip contusion July 1 (reinstated Aug. 18)...Earned victory in his first relief appearance in 18-inning affair Aug. 24 at Philadelphia, tossing 4.0 scoreless innings...Collected a triple on May 6 at Dodgers for his first career extra-base hit.

## 2012

- ◆ Recorded at least 10 wins, 30 starts and 200.0 innings for second straight season, going 13-12 with a 3.78 ERA in 32 starts with **D-Backs**...Established a career high with 156 strikeouts...Ranked among National League leaders in ground ball percentage (second, 71.8), ground balls (second, 351) and GDP (tied-second, 23)...Also finished seventh in N.L. with a 2.91 road ERA...Tossed six-hit shutout June 3 at San Diego, which was his second career shutout and complete game...Tossed third complete game Sept. 29 against Cubs.

## 2011

- ◆ Had one of best starts to a season in **Oakland** history, going 6-0 with a 1.72 ERA and .209 opponents batting average over his first eight starts...Went 6-14 with a 4.98 ERA and .288 opponents average over final 26 starts... Six wins were tied for MLB lead through May 14 but his 14 losses tied for most in MLB from May 15 through end of season...Was 12-14 with 4.16 ERA in 34 starts overall...Tied for American League lead in games started...Had career highs in game started and innings pitched (207.2)
- ◆ At age of 23 years, 31 days, was seventh youngest pitcher to start an opener in Athletics history...Was youngest since Vida Blue in 1971 (21 years, 251 days)...Went 4-0 with a 1.88 ERA in six starts in April...Improved to 6-0 by May 9, allowing just one run for seven times in his first eight starts...Became first A's pitcher to start 6-0 since Jim Corsi in 1996...Also first A's starting pitcher to begin 6-0 since Dave Stewart in 1990...
- ◆ Took loss May 15 vs. White Sox, despite allowing just two earned runs in 7.0 innings...Loss snapped a career-high tying seven-game winning streak as he also won his final start of 2010, Oct. 1 at Seattle.

## 2010

- ◆ Began season on disabled list (stress reaction in left scapula) and was optioned to **Sacramento** before returning to **Oakland** April 30...Enjoyed finest season as a professional and was named to A.L. All-Star team...Lead A's with 18-8 record and 2.97 ERA in 30 starts.
- ◆ Ranked third in A.L. in opponents batting average (.220), fourth in ERA and opponents on-base percentage (.287), tied for fourth in wins and tied for fifth in winning percentage (.692)...His 2.97 ERA was lowest by an A.L. pitcher younger than 23 since 1990 (Kevin Appier, KC 2.76).
- ◆ Matched Jon Lester (BOS) and CC Sabathia (NYY) for most wins in MLB beginning May 1...Went 13-3 with a 2.10 ERA over a 19-start stretch from May 21 to Aug. 25...Allowed six hits-or-fewer while pitching five innings-or-more in 20 consecutive starts from May 5 to Aug. 14 - matched longest such streak in modern Major League history (since 1900)...Nolan Ryan (Angels) also had a 20-game streak from July 27, 1972 to April 18, 1973.
- ◆ Put together a career-high seven-game winning streak (9 GS) May 21 to July 1...Posted 2.12 ERA and allowed a .194 opponents batting average during streak.
- ◆ Named to first All-Star team but was ineligible to pitch because he started on Sunday before the game.





- ◆ Tossed first career complete game Aug. 2 against Kansas City, a three-hit shutout...Allowed two unearned runs in sixth inning Aug. 8 against Texas, ending scoreless streak at career-high 23.0 innings...Yielded an earned run in third inning Aug. 14 at Minnesota, snapping streak of 28.0 consecutive innings without an earned run.
- ◆ Named A.L. Pitcher of the Week for week of Aug. 9 (2 GS; 15 IP, 1 ER, 1 BB, 8 K), first such honor of MLB career.

## 2019

- ◆ Was one of two 21-year olds to spend season in A's starting rotation and led **Oakland** pitching staff in starts (32), innings pitched (178.2) and losses (13)...Was 10-13 with 4.63 ERA.
- ◆ Led MLB rookies in games started...Ranked second among A.L. rookies in innings pitched, tied for seventh in wins and ninth in strikeouts (90)...Had lowest strikeout to walk ratio in majors (1.25)
- ◆ Ranked #11 on *Baseball America's* Top 100 Prospects lists entering season...Made A's Opening Day roster at age of 21 years and 36 days, becoming sixth youngest player on Opening Day roster in Oakland history, youngest since Jose Rijo in 1986 (20 years, 330 days).
- ◆ Made MLB debut April 7 at Los Angeles (A.L.) in A's second game of season and had no-decision in 6-4 win...Started at age of 21 years, 37 days, making him seventh youngest pitcher to debut with a start in Oakland history...Recorded first big league win in A's 9-4 victory over Texas May 7 in Oakland...Allowed just one run and did not walk a batter in 7.0 innings...Singled off Hiroki Kuroda in third inning June 17 at Los Angeles (N.L.) for his first major league hit.

## POSTSEASON SUMMARY

- ◆ In **2016** with **Chicago Cubs**, did not pitch in postseason during Cubs' World Series title run.
- ◆ In **2015** with **Chicago Cubs**, went 1-1 with a 3.38 ERA in six post-season relief appearances...Earned win in NLDS Game 4 against St. Louis.

## DIVISION SERIES TOTALS

Year	Club, Opp.	W-L	ERA	G	GS	CG	SHO	SV	IP	H	R	ER	BB	SO
2015	— CHC, STL	1-0	3.38	3	0	0	0	0	2.2	4	1	1	0	6

## LEAGUE CHAMPIONSHIP SERIES TOTALS

Year	Club, Opp.	W-L	ERA	G	GS	CG	SHO	SV	IP	H	R	ER	BB	SO
2015	— CHC, NYM	0-1	3.38	3	0	0	0	0	2.2	3	1	1	0	2

## NOTABLE MINOR LEAGUE AWARDS AND HONORS

- ◆ Named **2008** A's Organizational Pitcher of Year for second consecutive season after leading A's farm system with 2.61 ERA...Also ranked second in strikeouts (136) and tied for second in wins (11)...Combined to go 11-5 with 2.61 ERA in 21 games, 19 starts, with **Single-A Stockton** and **Double-A Midland**...Pitched for United States team in All-Star Futures Game at Yankee Stadium and for Team USA in Summer Olympics in Beijing, China...Honored by *Baseball America* as second team Minor League All-Star, number one prospect in California League and #2 prospect in A's organization following the season...Tabbed as having Best Curveball in magazine's Best Tools survey for A's prospects...Named to California League All-Star Team but did not pitch in game as he was promoted to Midland June 16...Named Texas League Pitcher of Week, June 30 to July 6.
- ◆ **2007** A's Organizational Pitcher of Year after posting an 11-4 record and a 2.73 ERA in 20 games, 19 starts, at **Single-A Kane County**...Named to *Baseball America* Low Class-A All-Star Team...Rated as A's sixth best prospect by *Baseball America* after season.

## CAREER TRANSACTIONS

- ◆ June 6, 2006...Selected by **Athletics** in second round of First-Year Player Draft.
- ◆ Dec. 9, 2013...Traded by **Athletics** to **Diamondbacks** with LHP Craig Breslow for RHP Ryan Cook, RHP Jarrod Parker and OF Collin Cowgill.
- ◆ Apr. 2, 2015...Traded by **Diamondbacks** to **Braves** with cash for C/OF Josh Elander.
- ◆ June 30, 2015...Signed by **Dodgers** to minor league contract, June 30 (released Aug. 14).
- ◆ Aug. 18, 2015...Signed by **Cubs** to a minor league contract, August 18.
- ◆ Dec. 19, 2015...Re-signed by **Cubs** to a minor league contract.
- ◆ Jan. 20, 2017...Signed by **Padres** as a free agent.
- ◆ July 24, 2017...Traded to **Royals** with LHP Ryan Buchter and RHP Brandon Maurer for LHP Matt Strahm, LHP Travis Wood, minor league INF Esteury Ruiz and cash.
- ◆ Mar. 19, 2018...Signed by **Athletics** as a free agent.
- ◆ Dec. 20, 2018...Signed by **Angels** as a free agent.





## PERSONAL/MISC

- ◆ Trevor John Cahill (KAY-hill).
- ◆ Graduated from Vista High School (Vista, CA)...Committed to Dartmouth College before drafted by Oakland following his senior year...Was 5-4 with a 2.31 ERA and 109 strikeouts in 66.2 innings as a senior.
- ◆ Selected by Oakland in second round of 2006 draft but was A's first pick as their first round choice went to Washington for signing of free agent Esteban Loaiza...Signed by A's scout Craig Weissmann.
- ◆ Involved in several community endeavors during big league career.

## ALL-STAR GAME RECORD

Year	Club, Site	W-L	ERA	G	GS	CG	SHO	SV	IP	H	R	ER	BB	SO
2010	A.L., LAA													DID NOT PLAY

## MAJOR LEAGUE HITTING TOTALS

AVG	AB	H	HR	RBI
.117	179	21	0	12

## CAREER FIELDING

POS	PCT	G	PO	A	E	TC	DP
P	.964	304	69	252	12	333	12

## CAHILL'S CAREER HIGHS

SEASON		GAME	
Wins	18 — 2010	SO	12 — 5/5/18 vs. BAL
Losses	14 — 2011	IP	9 — Three times; last, 9/29/12 vs. CHC
ERA	2.74 — 2016	R & ER	10 — 7/22/11 at NYY
IP	207.2 — 2011	BB	7 — Twice; last, 6/14/11 vs. KC
SO	156 — 2012	H	12 — Twice; last, 8/1/11 at SEA

CAHILL





## KOLE CALHOUN

### OF 56

HEIGHT: 5-10    WEIGHT: 215    BATS: L    THROWS: L

BORN: OCT 14, 1987    OPENING DAY AGE: 31  
 BIRTHPLACE: TEMPE, AZ    RESIDES: CHANDLER, AZ  
 SIGNED THRU: 2019    MLB SERVICE: 5 YEARS,  
 130 DAYS  
 ACQUIRED: SELECTED IN EIGHTH ROUND OF 2010  
 FIRST-YEAR PLAYER DRAFT  
 MARRIED: JENNIFER NUNEZ, JAN. 12, 2013  
 CHILDREN: KNOX

### CALHOUN'S LIFETIME PLAYING RECORD

Year	Club	AVG	G	AB	R	H	2B	3B	HR	RBI	SH	SF	HBP	BB	IBB	SO	SB	CS	GDP	SLG	OBP	E
2010	—Orem	.292	56	202	43	59	14	4	7	42	1	2	3	39	1	45	3	1	3	.505	.411	2
2011	—Inland Empire	.324	133	512	94	166	36	6	22	99	1	4	4	73	3	96	20	10	10	.547	.410	3
2012	—Salt Lake	.298	105	410	79	122	30	7	14	73	0	4	5	44	0	88	12	3	9	.560	.507	0
	LAA	.174	21	23	2	4	1	0	0	1	0	0	0	2	1	6	1	0	0	.217	.240	0
2013	—Salt Lake	.354	59	240	48	85	15	6	12	49	0	1	1	32	1	32	10	2	3	.617	.431	0
	LAA	.282	58	195	29	55	7	2	8	32	0	5	1	21	0	41	2	2	6	.462	.347	8
2014	—LAA	.272	127	493	90	134	31	3	17	58	2	2	2	38	0	104	5	3	5	.450	.325	1
	Salt Lake (1)	.500	5	22	7	11	2	1	1	5	0	0	0	0	0	3	0	1	0	.818	.500	0
2015	—LAA	.256	159	630	78	161	23	2	26	83	2	4	4	5	1	164	4	1	6	.422	.308	4
2016	—LAA	.271	157	594	91	161	35	5	18	75	0	5	6	67	0	118	2	3	10	.438	.348	5
2017	—LAA	.244	155	569	77	139	23	2	19	71	0	6	8	71	4	134	5	1	10	.392	.333	4
2018	—LAA	.208	137	491	71	102	18	2	19	57	0	6	1	53	2	133	6	2	9	.369	.283	4
	Salt Lake (1)	.316	5	19	3	6	1	1	1	2	0	0	0	1	0	0	0	0	0	.632	.350	0
<b>MAJOR TOTALS</b>		<b>.252</b>	<b>814</b>	<b>2995</b>	<b>438</b>	<b>756</b>	<b>138</b>	<b>16</b>	<b>107</b>	<b>377</b>	<b>4</b>	<b>28</b>	<b>23</b>	<b>297</b>	<b>8</b>	<b>700</b>	<b>25</b>	<b>12</b>	<b>46</b>	<b>.416</b>	<b>.322</b>	<b>26</b>
<b>MINOR TOTALS</b>		<b>.320</b>	<b>363</b>	<b>1405</b>	<b>274</b>	<b>449</b>	<b>98</b>	<b>25</b>	<b>57</b>	<b>270</b>	<b>2</b>	<b>11</b>	<b>13</b>	<b>189</b>	<b>5</b>	<b>264</b>	<b>45</b>	<b>17</b>	<b>25</b>	<b>.547</b>	<b>.402</b>	<b>8</b>

(1) rehab assignment

**Disabling Injuries:** 2018 — Right oblique strain; disabled June 2 (retro June 1)-18  
 2014 — Right sprained ankle; disabled Apr. 16-May 21

### 2018 SEASON

- ◆ Finished seventh big league season with the **Angels**, hit 19 home runs, tied for the second most of career... Marked the fifth straight season tallying at least 15 home runs...Joined Tim Salmon (9 seasons) and Vlad Guerrero (5 seasons) as the only Angel right fielders to homer 15 times in at least five different seasons.
- ◆ 10 of 19 home runs came in the month of July...Only three Angels hit more in the month of July in franchise history: Trout 12 HR in July, 2015, Juan Rivera 11 HR in July 2006 and Don Baylor 11 HR in July, 1979.
- ◆ After opening the season batting .145 in first 50 games, went on the D.L. with a right oblique strain...Returned from the D.L. June 18th and went on to hit .242 (77/318) with 17 doubles, a triple, 18 home runs, 46 RBI over his final 87 games of the season.
- ◆ Named a finalist for the Rawlings Gold Glove Award in right field (award won by Boston's Mookie Betts)...Despite time on D.L., seven defensive runs saved ranked third in the Majors among right fielders...According to *fangraphs.com*, 2.7 Ultimate Zone Rating (UZR) ranked third by a Major League right fielder.

### CAREER SUMMARY

- ◆ 2015 Gold Glove winner...106 home runs as a right fielder rank third in franchise history trailing Tim Salmon (249 HR) and Vladimir Guerrero (125 HR) while 792 games in right field rank second in franchise history.
- ◆ First home grown Halo right fielder with five straight campaigns of 15 home runs since Tim Salmon (1999-03).
- ◆ Is one of three Angels right fielders all-time with four seasons of 20 doubles and 15 home runs...One of four right fielders to post 20 2B/15 HR in four of last five seasons: Jay Bruce, Bryce Harper and Jose Bautista.

### THE RIGHT WAY

Most 15 2B/15 HR seasons by a right fielder since 2014:

Player	Seasons
Kole Calhoun	5
Bryce Harper	4
Jay Bruce	4
Jose Bautista	4

CALHOUN





## MAJOR LEAGUE SUMMARY

### 2017

- ◆ In sixth big league season, all with the **Angels**, appeared in at least 155 games for the third consecutive year...The 155 games ranked second on the Club behind only Andreton Simmons' 158 G.
- ◆ Drew a career-high 71 walks while 19 home runs marked the second most of career...Connected for 12 home runs in the first half, most of career before the All-Star break.
- ◆ Registered a .988 fielding percentage, good for second in the American League by a right fielder...10 assists as a right fielder were tied for second in the Majors.

### 2016

- ◆ Set new career highs in doubles (35), triples (5), runs (91), walks (67) and OBP (.348) in fourth season (third full) with the **Angels**...Tied a career best in hits (161, also in 2015).
- ◆ Is just the second Angels right fielder all-time to tally 35 doubles, five triples and 15 home runs in a single season: Garret Anderson in 1998.
- ◆ 91 runs scored were the most by a Halo right fielder since Bobby Abreu (96 R) in 2009.
- ◆ Signed three-year contract extension with Angels Jan. 18, 2017.

### 2015

- ◆ Established new career highs in home runs (26), RBI (83) and walks (45) in second full season with the **Angels**.
- ◆ 26 home runs were the most by a Halos right fielder since Vladimir Guerrero in 2008 (27)...Homered off Zack Greinke Sept. 7 and off Clayton Kershaw Sept. 8...Was the only Major Leaguer to homer off both pitchers in regular season.
- ◆ 159 games tied a franchise mark for games by a right fielder, set by Devon White in 1987.
- ◆ Registered 11 assists, which tied for seventh in the A.L. and tied for fourth by a Major League right fielder...Was the first Angel to tally 10 or more outfield assists since Torii Hunter in 2012 (14).
- ◆ Recipient of the Rawlings Gold Glove Award (for more info, see Career Summary section)...Led American League right fielders in defensive runs saved (6) and ultimate zone rating (13.8).

### GOLD STANDARD

In 2015, Kole Calhoun became the eighth Halo outfielder to win a Rawlings Gold Glove Award and first since Torii Hunter in 2009.

### 2014

- ◆ In first full season with **Angels**, spent a majority of season batting leadoff for Halos, posting a .281 (126/448) clip in the role with 17 home runs, 86 runs scored and 58 RBI...Became third player (fourth occurrence) in franchise history to log 30 doubles and 15 home runs in a single season batting leadoff: Brian Downing in 1982 and Darin Erstad in 1998 and 2000.
- ◆ Was ninth Angels leadoff batter (12th occurrence) to score 85 or more runs in a season (last, Mike Trout in 2012).
- ◆ Made just one error in 123 starts in right field, establishing a new club record for fewest errors as a right fielder while his .996 fielding percentage was also a new club record by a right fielder (min. 100 GS)...Named a finalist for a Rawlings Gold Glove Award at the right field position.
- ◆ Made his first career Opening Day roster, becoming Club's first home grown Opening Day right fielder since Tim Salmon in 2003.

### KOLE PRODUCTION

Despite missing 31 games in 2014, Calhoun finished season in Top 10 of several offensive categories by A.L. leadoff batters including, hits (126, 4th), runs (86, 2nd), home runs (17, 1st), RBI (58, 1st), average (.281, 6th), slugging (.471, 1st) and OBP (.336, 8th).

### 2013

- ◆ Appeared in 58 games with **Angels**...Made season debut July 28 at Oakland after spending majority of season with Triple-A **Salt Lake**.
- ◆ Logged first career home run Aug. 2...After call-up, led A.L. rookies in RBI and was tied for first in home runs.
- ◆ Had a streak of eight straight games with an RBI from Aug. 24-Sept. 2, second longest such streak by an Angels rookie in franchise history (Wally Joyner, 10 games, July 4-13, 1986).
- ◆ According to ELIAS, his 11 straight road games with an RBI (Aug. 24-Sept. 12) were longest single-season road RBI streak since Ryan Howard in 2006...Was also first Major League rookie with an RBI in 11 straight road contests since Halos' Wally Joyner in 1986 (13 straight)...Was first American League player with an RBI in 15 of 16 road starts since Gee Walker in 1937.





## 2012

- ◆ Made his Major League debut with **Angels** in right field May 22 at Oakland as a 9th-inning defensive replacement for Mark Trumbo...Doubled off Oakland's Jarrod Parker May 23 for first Major League hit...The game also marked first big league start (RF)...Initially had contract purchased May 21.
- ◆ Received Club's 2012 Fred Haney award, given annually to top rookie in Angels' Spring Training...Hit .354 with seven doubles, one triple and six RBI during spring.

## POSTSEASON EXPERIENCE

- ◆ Made postseason debut with **Angels** in 2014...Hit .333 (5/15) with a run scored in three ALDS games vs. Royals...Tallied a hit in all three contests...Five hits were tied for team lead with Erick Aybar...Scored lone Angel run in Game 2 at Angel Stadium.

### DIVISION SERIES TOTALS

Year	Club, Opp	AVG	G	AB	R	H	2B	3B	HR	RBI	SH	SF	HBP	BB	IBB	SO	SB	CS	GDP	SLG	OBP	E
2014—	LAA, KC	.333	3	15	1	5	0	0	0	0	0	0	0	0	0	1	0	0	0	.333	.333	0

## NOTABLE MINOR LEAGUE AWARDS AND HONORS

- ◆ **2012** PCL Mid-Season All-Star...MiLB.com Organizational All-Star.
- ◆ **2011** California League Post-Season All-Star...Angels' Kenny Myers Minor League Player of the Year... MiLB.com Organizational All-Star.

## CAREER TRANSACTIONS

- ◆ June 8, 2010....Selected by the **Angels** in the eighth round of the First Year Player Draft.
- ◆ Jan. 18, 2017...Signed three-year contract extension with **Angels**.

## PERSONAL/MISC

- ◆ Kole Alan Calhoun...On Twitter @KoleCalhoun
- ◆ He and wife Jennifer welcomed their first child, a son (Knox Pike Calhoun), Sept. 19, 2016.
- ◆ Active participant in the Angels Baseball Foundation's visits to Children's Hospital of Orange County.
- ◆ Attended Buckeye HS (AZ)...Played collegiate baseball at Arizona State University after transferring from Yavapai Junior College.
- ◆ Favorite NFL team is the Denver Broncos...Favorite NBA team is the Phoenix Suns.
- ◆ Father, Gregg, at one point left playing baseball to ride bulls.
- ◆ Originally signed by Angels scout John Gracio.

## MISCELLANEOUS STATS

### TWO-HR GAMES (4)

July 13, 2018 at LAD	June 1, 2017 vs. MIN	Sept. 3, 2016 at SEA
July 18, 2015 vs. BOS		

### CAREER LEADOFF HOME RUNS (9)

Aug. 8, 2018 vs. DET	July 26, 2018 vs. CWS	Apr. 11, 2015 vs. KC
Aug. 29, 2015 at CLE	Sept. 8, 2015 vs. LAD	Sept. 9, 2014 at TEX
June 29, 2014 at KC	June 6, 2014 vs. CWS	Aug. 6, 2013 vs. TEX

### CAREER WALK-OFF HITS / RBI (2)

July 28, 2018 vs. SEA (solo home run; 10th inn.)	Apr. 25, 2017 vs. OAK (RBI-single; 11th inn.)
--	---

## CAREER FIELDING

POS	PCT	G	PO	A	E	TC	DP
1B	.964	9	49	4	2	55	3
OF	.985	794	1542	51	24	1617	11

CALHOUN





## GALHOUN'S CAREER HIGHS

	SEASON		GAME
AVG	.272 — 2014	H	4 — 4 times; last, 4/21/15 vs. OAK
R	91 — 2016	R	4 — twice; last, 9/5/14 at MIN
H	161 — 2016 & 2015	HR	2 — 4 times; last, 7/13/18 at LAD
2B	35 — 2016	2B	2 — 6 times; last, 9/28/18 vs. OAK
HR	26 — 2015	RBI	4 — 4 times; last, 7/26/16 at KC
RBI	83 — 2015	SB	2 — 6/26/17 at LAD
SB	6 — 2018	Hit Streak	11 — June 29-July 15, 2016



GALHOUN







## GRIFFIN CANNING

RHP **47**

BORN: MAY 11, 1996      OPENING DAY AGE: 22  
 BIRTHPLACE: MISSION VIEJO, CA      RESIDES: COTO DE CAZA, CA

SIGNED THRU: 2019  
 ACQUIRED: SELECTED IN SECOND ROUND OF 2017  
 FIRST-YEAR PLAYER DRAFT

HEIGHT: 6-2      WEIGHT: 180      BATS: R      THROWS: R

### NON-ROSTER INVITEE

#### CANNING'S LIFETIME PITCHING RECORD

Year	Club	W-L	ERA	G	GS	CG	GF	SHO	SV	IP	H	R	ER	HR	HB	BB	IBB	SO	WP	BK	BAA
2018	Inland Empire	0-0	0.00	2	2	0	0	0	0	8.2	4	0	0	0	1	3	0	12	0	0	.133
	Mobile	1-0	1.97	10	10	0	0	0	0	45.2	27	11	10	2	1	19	0	49	4	0	.170
	Salt Lake	3-3	5.49	13	13	0	0	0	0	59	68	36	36	6	4	22	0	64	2	0	.294
<b>MINOR TOTALS</b>		<b>4-3</b>	<b>3.65</b>	<b>25</b>	<b>25</b>	<b>0</b>	<b>0</b>	<b>0</b>	<b>0</b>	<b>113.1</b>	<b>99</b>	<b>47</b>	<b>46</b>	<b>8</b>	<b>6</b>	<b>44</b>	<b>0</b>	<b>125</b>	<b>6</b>	<b>0</b>	<b>.236</b>

- ◆ Griffin Alexander Canning...Originally signed by Angels scout Ben Diggins.
- ◆ On Twitter: @griffin\_canning.
- ◆ **2019** marks second professional season and first invite to Major League camp...Selected as Angels' #2 prospect for 2019 by *Baseball America* and the top pitching prospect in Halos organization...Also selected as having Best Slider in Angels system.
- ◆ In **2018**, opened year with Adv.-A **Inland Empire** tossing 8.2 scoreless innings in two starts before being promoted to Double-A **Mobile**...Did not allow a run in eight of 10 starts for BayBears, including six scoreless starts...Joined Triple-A **Salt Lake** in mid-June for final 13 starts of season.
- ◆ Selected as Southern League Mid-Season All-Star and *MLB.com* Organization All-Star for 2018.
- ◆ Was starting pitcher in two combined no-hitters for Mobile...Pitched five no-hit innings Apr. 28 at Montgomery to combine with Matt Custred (3 IP) and Ryan Clark (1 IP) for Mobile's first no-hitter since 2013...Tossed 4.1 no-hit innings May 14 vs. Birmingham and combined with Greg Mahle (1.2 IP), Adrian Almeida (1.2 IP) and Ryan Clark (1.1 IP) for BayBears second no-hitter of season.
- ◆ Spent summer of **2017** at Angels minor league facility in Tempe, working on strength and conditioning.
- ◆ Selected by **Angels** in second round of 2017 First-Year Player Draft out of UCLA, where he majored in political science.
- ◆ During final season at UCLA, led Pac-12 Conference in strikeouts (140) and innings pitched (119) and ranked third in ERA (2.34) and fourth in batting average against (.213)...Tabbed as a Collegiate Baseball All-American second team honoree and was selected to All-Pac-12 team...Named a 2017 Golden Spikes Award semifinalist.
- ◆ Attended Santa Margarita Catholic High School in Rancho Santa Margarita, CA.
- ◆ Previously drafted out of high school by Colorado Rockies in the 38th round of 2014 First-Year Player Draft, but did not sign.
- ◆ Off the field hobbies include hiking, surfing and photography.

CANNING





## JESUS CASTILLO

RHP **71**

HEIGHT: 6-3

WEIGHT: 205

BATS: R

THROWS: R

BORN: AUG. 27, 1995    OPENING DAY AGE: 23  
BIRTHPLACE: SAN FELIX, VZ    RESIDES: VALENCIA, VZ  
SIGNED THRU: 2019  
ACQUIRED: FROM CUBS FOR RHP JOE SMITH,  
AUG. 1, 2016

### CASTILLO'S LIFETIME PITCHING RECORD

Year	Club	W-L	ERA	G	GS	CG	GF	SHO	SV	IP	H	R	ER	HR	HB	BB	IBB	SO	WP	BK	BAA
2012	D-backs (DSL)	2-4	5.40	14	8	0	0	0	0	46.2	57	31	28	3	2	17	0	41	7	0	.311
2013	Cubs (VSL)	0-2	4.26	5	4	0	0	0	0	19	20	13	9	0	0	3	0	14	5	1	.267
2014	Cubs (AZL)	1-0	2.67	11	4	0	0	0	0	30.1	28	12	9	0	1	16	0	23	7	0	.252
2015	Cubs (AZL)	1-2	4.58	11	0	0	5	0	0	19.2	26	12	10	1	1	9	0	17	2	0	.306
2016	Eugene	2-3	3.27	7	7	0	0	0	0	33	28	12	12	3	2	11	0	38	1	2	.224
	Burlington	3-2	2.43	6	6	0	0	0	0	29.2	33	11	8	1	0	7	0	23	1	0	.295
2017	Burlington	1-1	2.37	4	4	0	0	0	0	19	13	5	5	1	1	2	0	22	1	0	.191
	Inland Empire	8-3	3.62	16	15	0	1	0	0	82	86	45	33	13	5	18	1	74	2	0	.270
	Mobile	0-2	3.04	5	5	0	0	0	0	23.2	27	14	8	2	3	6	0	22	0	0	.287
2018	Mobile	9-5	4.94	21	20	0	0	0	0	98.1	97	56	54	7	5	31	0	60	5	0	.264
<b>MINOR TOTALS</b>		<b>27-24</b>	<b>3.95</b>	<b>100</b>	<b>73</b>	<b>0</b>	<b>6</b>	<b>0</b>	<b>0</b>	<b>401.1</b>	<b>415</b>	<b>211</b>	<b>176</b>	<b>31</b>	<b>20</b>	<b>120</b>	<b>1</b>	<b>334</b>	<b>31</b>	<b>3</b>	<b>.270</b>

### 2018 SEASON

- ◆ Spent entire season with Double-A **Mobile** and ranked second among BayBears pitchers in wins, starts and innings pitched and was fourth in strikeouts...The nine wins were tied for fifth most in Southern League.
- ◆ Named Southern League Pitcher of the Week for Apr. 23-29...Pitched seven scoreless, no-hit innings in win vs. Mississippi Apr. 25 with no walks and four strikeouts...Only base runner allowed was a hit batsman.
- ◆ Went 6-1 with a 3.73 ERA (60.1 IP - 25 ER) and 41 strikeouts in home games at Hank Aaron Stadium, compared with a 3-4 record with 6.87 ERA (38 IP - 29 ER) and 19 strikeouts on the road.
- ◆ Missed three weeks on disabled list with a right shoulder impingement.
- ◆ During nine game stretch from June 17 - Aug. 26, went 5-0 with a 3.67 ERA (41.2 IP - 17 ER).
- ◆ Finished season ranked by *MLB.com* as #12 prospect in Angels system and was fourth-highest ranked pitcher.
- ◆ Following the regular season, made six starts for **Mesa** in Arizona Fall League...Went 3-1 with a 5.82 ERA (21.2 IP - 14 ER) and 11 strikeouts.

### NOTABLE MINOR LEAGUE AWARDS AND HONORS

- ◆ **2017** Angels Organizational Pitcher of the Month (April & July).
- ◆ **2016** Northwest League Mid-Season All-Star.

### CAREER TRANSACTIONS

- ◆ Aug. 27, 2011...Signed by **Diamondbacks** as international free agent.
- ◆ Feb. 18, 2013...Traded by **Diamondbacks** to **Cubs** with RHP Erick Leal for OF Tony Campana.
- ◆ Aug. 1, 2016...Traded by **Cubs** to **Angels** for RHP Joe Smith.

### PERSONAL/MISC

- ◆ Jesus Ronaldo (Rojas) Castillo.
- ◆ Participated in Arizona Fall League following 2018 season.
- ◆ Originally signed by Diamondbacks scout Marlon Urdaneta.
- ◆ Named by *Baseball America* as Angels #23 prospect in Spring of 2017.

CASTILLO



**TAYLOR  
COLE**

**RHP 67**

**HEIGHT: 6-1    WEIGHT: 200    BATS: R    THROWS: R**

**BORN: AUG. 20, 1989    OPENING DAY AGE: 29**  
**BIRTHPLACE: SIMI VALLEY, CA    RESIDES: LAS VEGAS, NV**  
**SIGNED THRU: 2019    MLB SERVICE: 86 DAYS**  
**ACQUIRED: SIGNED AS FREE AGENT, MAR. 5, 2018**  
**MARRIED: MADILYN FITZPATRICK, DEC. 2, 2011**

## COLE'S LIFETIME PITCHING RECORD

Year	Club	W-L	ERA	G	GS	CG	GF	SHO	SV	IP	H	R	ER	HR	HB	BB	IBB	SO	WP	BK	BAA
2011	— Vancouver	1-3	5.88	11	8	0	0	0	0	33.2	35	23	22	3	4	17	1	25	5	0	.276
2012	— Vancouver	6-0	0.81	12	11	0	1	0	0	66.1	36	6	6	0	6	17	0	57	6	0	.161
2013	— Lansing	7-11	4.02	26	26	0	0	0	0	132	141	75	59	5	12	59	0	71	17	1	.273
	— Dunedin	0-1	1.80	1	1	0	0	0	0	5	6	2	1	0	0	2	0	2	0	0	.300
2014	— Dunedin	8-9	3.07	24	23	0	0	0	0	132	114	55	45	4	6	39	0	171★	17	1	.232
	— New Hampshire	0-2	7.30	2	2	0	0	0	0	12.1	12	11	10	1	1	7	0	10	1	0	.250
2015	— New Hampshire	7-10	4.06	28	28	1	0	1	0	164	174	80	74	18	7	55	0	128	12	1	.281
2016	— New Hampshire	3-4	3.79	12	11	0	0	0	0	61.2	70	32	26	6	0	17	0	54	1	0	.294
	— Dunedin	1-0	4.70	3	3	0	0	0	0	15.1	20	8	8	0	0	3	0	8	1	1	.323
2017	— Blue Jays (GCL)	0-0	0.00	3	3	0	0	0	0	4	2	0	0	0	0	1	0	6	0	0	.133
	— Dunedin	0-0	0.00	2	1	0	0	0	0	3	4	0	0	0	0	0	0	3	0	0	.308
	— Buffalo	0-0	0.00	4	0	0	1	0	0	5.2	0	0	0	0	0	1	0	7	0	0	.000
	— TORONTO	0-0	36.00	1	0	0	0	0	0	1	6	4	4	0	1	1	0	1	0	0	.750
2018	— Salt Lake	3-0	5.37	34	0	0	9	0	6	55.1	55	34	33	6	1	27	1	65	5	0	.261
	— LAA	4-2	2.75	18	2	0	4	0	0	36	20	11	11	3	3	12	0	39	1	0	.169
<b>MAJOR TOTALS</b>		<b>4-2</b>	<b>3.65</b>	<b>19</b>	<b>2</b>	<b>0</b>	<b>4</b>	<b>0</b>	<b>0</b>	<b>37</b>	<b>26</b>	<b>15</b>	<b>15</b>	<b>3</b>	<b>4</b>	<b>13</b>	<b>0</b>	<b>40</b>	<b>1</b>	<b>0</b>	<b>.206</b>
<b>MINOR TOTALS</b>		<b>36-40</b>	<b>3.70</b>	<b>162</b>	<b>117</b>	<b>1</b>	<b>11</b>	<b>1</b>	<b>6</b>	<b>690.1</b>	<b>669</b>	<b>326</b>	<b>284</b>	<b>43</b>	<b>37</b>	<b>245</b>	<b>2</b>	<b>637</b>	<b>65</b>	<b>4</b>	<b>.257</b>

★ led or tied for league lead

**Disabling Injuries:** 2017 — Right fifth toe fracture; disabled Aug. 10 - Aug. 14 (released by Blue Jays)

## 2018 SEASON

- ◆ Made **Angels** debut July 1 at Baltimore and pitched three scoreless innings...First reliever to work at least three shutout frames in Angels debut since David Pauley in 2012.
- ◆ Pitched to a 0.95 ERA across final 28.1 relief innings (3 ER) of season, dating to July 7.
- ◆ Earned first Major League win Sept. 3 at Texas.
- ◆ Made first Major League start on Aug. 12 vs. A's and allowed three runs in 1.1 IP...In two games as a starter, pitched to a 23.14 ERA (2.1 IP – 6 ER), compared with a 1.42 ERA (25.1 IP – 4 ER) as a reliever.
- ◆ Worked four scoreless innings Sept. 10 vs. Texas in longest outing of career.

## MAJOR LEAGUE SUMMARY

### 2017

- ◆ Made Major League debut with **Blue Jays**, Aug. 9 vs. Yankees...Registered first career strikeout vs. A.L. Rookie of the Year winner Aaron Judge.
- ◆ In debut, broke toe on right foot on a comebacker from Didi Gregorius (first batter faced)...Placed on disabled list and missed remainder of season.
- ◆ Did not allow a run across 12.2 minor league innings pitched between **GCL Blue Jays**, Adv.-A **Dunedin** and Triple-A **Buffalo**.

## NOTABLE MINOR LEAGUE AWARDS AND HONORS

- ◆ **2014** Blue Jays Community Service Award...Florida State League Mid-Season and Post-Season All-Star.
- ◆ **2012** Northwest League TOPPS Short-Season/Rookie All-Star...TOPPS Northwest League Player of the Year.

COLE





## CAREER TRANSACTIONS

- ◆ June 7, 2007...Selected by **Dodgers** in 26th round of 2007 First-Year Player Draft (did not sign).
- ◆ June 5, 2008...Selected by **Diamondbacks** in 31st round of 2008 First-Year Player Draft (did not sign).
- ◆ June 7, 2011...Selected by **Blue Jays** in 29th round of 2011 First-Year Player Draft (signed June 8, 2011).
- ◆ Aug. 18, 2017: Signed as a free agent with the Toronto **Blue Jays**.
- ◆ Mar. 5, 2018...Signed as a free agent with **Angels**.

## PERSONAL/MISC

- ◆ Taylor James Cole...On Twitter: @Taylor\_JCole
- ◆ Led all of minor league baseball with 181 combined strikeouts in 2014.
- ◆ Attended Bishop Gorman HS (NV), where he played baseball and basketball...Named 2007 Nevada State Gatorade Player of the Year and *USA Today* All-American.
- ◆ Played first collegiate season at College of Southern Nevada before spending two years on a LDS Church Mission in Toronto...Returned to baseball at Brigham Young University in 2011.
- ◆ Originally signed by Blue Jays scout Blake Crosby.

## CAREER FIELDING

POS	PCT	G	PO	A	E	TC	DP
P	1.000	19	3	5	0	8	0

COLE





**KALEB  
COWART**

**RHP/UTL 22**

BORN: JUNE 2, 1992  
BIRTHPLACE: ADEL, GA  
SIGNED THRU: 2019

OPENING DAY AGE: 25  
RESIDES: HAHIRA, GA  
MLB SERVICE: 1 YEAR,  
83 DAYS

ACQUIRED: CLAIMED OFF WAIVERS FROM DETROIT,  
FEB. 23, 2019

MARRIED: MADISON BITZER, JAN 6, 2018

HEIGHT: 6-3    WEIGHT: 225    BATS: SWITCH    THROWS: R

## COWART'S LIFETIME PLAYING RECORD

Year	Club	AVG	G	AB	R	H	2B	3B	HR	RBI	SH	SF	HBP	BB	IBB	SO	SB	CS	GDP	OBP	SLG	E
2010—	Angels (AZL)	.143	6	21	0	3	0	0	0	4	0	1	0	0	0	6	0	0	0	.143	.136	1
	Orem	.400	1	5	1	2	0	0	1	3	0	0	0	1	0	2	0	0	0	1.000	.500	1
2011—	Orem	.283	72	283	49	80	12	3	7	40	0	6	5	25	0	81	11	4	8	.420	.345	16
	Cedar Rapids	.293	66	263	42	77	16	3	9	54	0	3	2	22	0	44	9	4	8	.479	.348	8
2012—	Inland Empire	.259	69	263	48	68	15	4	7	49	1	4	2	45	0	67	5	3	3	.426	.366	8
	Arkansas	.221	132	498	48	110	20	1	6	42	4	3	3	38	0	124	14	5	11	.301	.279	25
2013—	Arkansas	.223	126	435	48	97	18	4	6	54	2	4	3	43	2	99	26	7	12	.324	.295	23
	Inland Empire	.242	51	194	32	47	14	4	2	23	0	2	3	22	0	43	10	2	10	.326	.387	4
2014—	Salt Lake	.323	62	220	35	71	13	3	6	45	0	4	0	29	2	64	2	1	3	.395	.491	9
	LAA	.174	34	46	8	8	2	0	1	4	1	0	0	5	0	19	1	1	1	.283	.255	2
2015—	Salt Lake	.280	107	414	58	116	34	5	9	58	1	3	2	37	2	100	18	4	5	.340	.452	15
	LAA	.176	31	85	8	15	4	0	1	8	0	1	1	0	0	23	0	0	1	.259	.184	3
2016—	Salt Lake	.311	90	367	65	114	25	1	12	57	0	2	0	44	0	73	19	5	4	.383	.482	8
	LAA	.225	50	102	18	23	5	1	3	11	2	0	3	10	1	28	4	2	4	.382	.313	2
2017—	Salt Lake	.287	64	258	36	74	20	3	6	45	0	2	1	18	0	52	8	1	4	.333	.457	5
	LAA	.134	47	112	7	15	7	1	1	10	0	1	1	10	0	44	1	0	2	.241	.210	0
MAJOR TOTALS		.177	162	345	41	61	18	2	6	33	3	2	5	25	1	114	6	3	8	.293	.241	7
MINOR TOTALS		.267	846	3221	462	859	187	31	71	474	8	34	21	324	6	755	122	36	68	.334	.410	121

## 2018 SEASON

- ◆ Saw action for the fourth season at the Major League level...Spent time between Triple-A **Salt Lake** and the **Angels**...At the Major League level, set a new career-high in doubles while 47 games were the second highest.
- ◆ Hit the Halos' only grand slam of the season, Sept. 18th in Oakland.
- ◆ Did not commit an error in 52 games in the field...Appeared defensively at first base (5 G), second base (14 G), third base (24 G), shortstop (5 G) and left field (4 G).
- ◆ In 64 games with Triple-A Salt Lake, was one of four Bees to tally at least 20 doubles and five home runs.

## MAJOR LEAGUE SUMMARY

### 2017

- ◆ In third season with the **Angels**, set new career highs in games (50), hits (23), average (.225), runs (18), home runs (3), RBI (11), stolen bases (4), walks (10) and OBP (.313).
- ◆ Posted a combined .984 fielding percentage at second base (30 G) and third base (24 G) at the big league level.
- ◆ In 90 games with Triple-A **Salt Lake**, hit .311 (114/367) with 25 doubles, a triple, 12 home runs and 57 RBI...One of four players in the Pacific Coast League with 25 doubles, 10 home runs and 15 steals.

### 2016

- ◆ Appeared defensively at three different positions across 31 games for the **Angels**: 21 games at third base, 15 at second base and one at first.

### 2015

- ◆ Had contract purchased from Triple-A Aug. 18 and made Major League debut for the **Angels** that night, starting at third base (0/3)...Collected first big league hit Aug. 22 with a 5th inning home run, becoming the 12th player in franchise history to homer for their first hit and first since Terry Evans, June 20, 2007.

## NOTABLE MINOR LEAGUE AWARDS AND HONORS

- ◆ **2016** Mid-Season Pacific Coast League All-Star.
- ◆ **2015** MiLB.com organizational All-Star...Angels Minor League Player of the Month in June and July.
- ◆ **2014** Participated in the Arizona Fall League and the Rising Stars Game...Texas League Player of the Week for period ending May 5...Angels number four prospect according to *Baseball America*.
- ◆ **2013** Angels top prospect according to *Baseball America*.

COWART





- ◆ **2012** Angels Organization Player of the Year...Mid-Season Midwest League All-Star...MiLB.com organizational All-Star...Participated in the Arizona Fall League and the Rising Stars Game.

## CAREER TRANSACTIONS

- ◆ June 7, 2010...Drafted by the **Angels** in the first round (18th overall) of the First Year Player Draft.
- ◆ Dec. 10, 2018...Claimed off waivers from **Angels** by **Mariners**.
- ◆ Jan. 24, 2019...Claimed off waivers from **Mariners** by **Tigers**.
- ◆ Feb. 23, 2019...Claimed off waivers from **Tigers** by **Angels**.

## PERSONAL/MISC

- ◆ Kaleb Bryant Cowart...On Twitter @KalebCowart
- ◆ Attended Cook High School in Adel, GA...Won the Gatorade High School Baseball Player of the Year Award in 2010 after batting .654 (second highest in state history at the time).
- ◆ Favorite player growing up was Chipper Jones...Favorite college football program is the University of Georgia.
- ◆ Originally signed by Angels scout Chris McApplin.

## CAREER FIELDING

POS	PCT	G	PO	A	E	TC	DP
3B	.979	102	27	110	3	140	11
2B	.982	59	80	133	4	217	38
1B	1.000	6	23	1	0	24	6
SS	1.000	5	4	7	0	11	2
OF	1.000	4	4	1	0	5	0

## COWART'S CAREER HIGHS

SEASON		GAME	
AVG	.225 — 2017	H	3 — 7/28/17 at TOR
H	23 — 2017	HR	1 — Several times; last, 9/18/18 at OAK
R	18 — 2017	R	2 — 4 times; last, 9/5/17 vs. OAK
BB	10 — 2017 & 2018	BB	3 — 8/7/18 vs. DET
2B	7 — 2018	2B	2 — 8/6/18 vs. DET
HR	3 — 2017	RBI	5 — 9/18/18 vs. OAK
RBI	11 — 2017	Hit Streak	8 — May 29-Aug. 28, 2016



COWART



## ZACK COZART

INF **7**

HEIGHT: 6-0    WEIGHT: 205    BATS: R    THROWS: R

BORN: AUG. 12, 1985    OPENING DAY AGE: 33  
 BIRTHPLACE: MEMPHIS, TN    RESIDES: BRENTWOOD, TN  
 SIGNED THRU: 2020    MLB SERVICE: 6 YEARS, 84 DAYS  
 ACQUIRED: SIGNED AS FREE AGENT, DEC. 15, 2017  
 MARRIED: CHELSEA BELL  
 CHILDREN: COOPER

### COZART'S LIFETIME PLAYING RECORD

Year	Club	AVG	G	AB	R	H	2B	3B	HR	RBI	SH	SF	HBP	BB	IBB	SO	SB	CS	GDP	SLG	OBP	E
2007	Dayton	.239	53	184	28	44	7	2	2	18	3	1	2	11	0	36	3	1	3	.332	.288	9
2008	Dayton	.280	109	418	57	117	20	6	14	49	6	6	10	24	0	77	3	3	6	.457	.330	10
2009	Carolina	.262	131	462	72	121	29	2	10	59	2	4	10	63	2	87	10	2	8	.398	.360	23
2010	Louisville	.255	136	553★	91★	141	30	4	17	67	6	5	6	40	0	107	30	4	15	.416	.310	15
2011	Louisville	.310	77	323	57	100	26	2	7	32	0	2	2	23	2	51	9	2	4	.467	.357	11
	CINCINNATI	.324	11	37	6	12	0	0	2	3	1	0	0	0	0	6	0	0	2	.486	.324	0
2012	CINCINNATI	.246	138	561	72	138	33	4	15	35	2	3	3	31	0	113	4	0	11	.399	.288	14
2013	CINCINNATI	.254	151	567	74	144	30	3	12	63	13★	10★	2	26	2	102	0	0	18	.381	.284	14
2014	CINCINNATI	.221	147	506	48	112	18	5	4	38	5	0	7	25	3	79	7	0	13	.300	.268	10
2015	CINCINNATI	.258	53	194	28	50	10	1	9	28	1	3	2	14	1	29	3	3	4	.459	.310	3
2016	CINCINNATI	.252	121	464	67	117	28	2	16	50	1	4	2	37	3	84	4	1	9	.425	.308	10
2017	CINCINNATI	.297	122	438	80	130	24	7	24	63	0	4	3	62	0	78	3	0	5	.548	.385	11
2018	LAA	.219	58	224	29	49	13	2	5	18	0	3	7	19	0	42	0	0	7	.362	.296	4
<b>MAJOR TOTALS</b>		<b>.251</b>	<b>801</b>	<b>2991</b>	<b>404</b>	<b>752</b>	<b>156</b>	<b>24</b>	<b>87</b>	<b>298</b>	<b>23</b>	<b>27</b>	<b>26</b>	<b>214</b>	<b>9</b>	<b>533</b>	<b>21</b>	<b>4</b>	<b>69</b>	<b>.407</b>	<b>.304</b>	<b>66</b>
<b>MINOR TOTALS</b>		<b>.270</b>	<b>506</b>	<b>1940</b>	<b>305</b>	<b>523</b>	<b>112</b>	<b>16</b>	<b>50</b>	<b>225</b>	<b>17</b>	<b>18</b>	<b>30</b>	<b>161</b>	<b>4</b>	<b>358</b>	<b>55</b>	<b>12</b>	<b>36</b>	<b>.421</b>	<b>.332</b>	<b>68</b>

★ led or tied for league lead

- Disabling Injuries:**
- 2018** — Left shoulder subluxation; disabled June 15 (retro to June 14)-remainder of season
  - 2017** — Strained right quad; disabled June 18-29 & July 29-Aug. 5
  - 2016** — Right knee inflammation; disabled Sept. 26 - remainder of season
  - 2015** — Torn anterior cruciate ligament (ACL), lateral collateral ligaments (LCL) and biceps tendon in right knee; disabled June 11 - remainder of season
  - 2011** — Torn ulnar collateral ligament (UCL) in left elbow; disabled July 24 - remainder of season

### 2018 SEASON

- ◆ In first season with the **Angels** was limited to 58 games due to injury...Suffered a left shoulder subluxation while diving for a ball June 13th in Seattle...Placed on the D.L. June 15th (retro to June 14th) and missed the remainder of the season.
- ◆ Appeared in 35 games at third base, 16 games at second base and 15 at shortstop...Opening Day start at second marked first career game defensively at any position other than shortstop...Made first career start at third base March 30.
- ◆ Hit .278 (32/115) on the road compared to .156 (17/109) at Angel Stadium.

### CAREER SUMMARY

- ◆ Two-time finalist for Rawlings Gold Glove Award (2014 & 2012)...On May 17, 2017 became just third visiting player to homer in five consecutive games at Wrigley Field...In 2012, named to *Baseball America's* All-Rookie team...Holds Reds modern franchise record for home runs by a rookie shortstop (15 in 2012)...Became just fourth shortstop in team history to log at least 30 doubles and 15 HR in a season.At the time of his signing with the Angels, his 82 career home runs ranked third in Reds history by shortstop (Larkin 198, Dave Concepcion 101) and his eight career leadoff home runs ranked fourth in Reds' history behind Pete Rose, Kal Daniels and Barry Larkin.

### MAJOR LEAGUE SUMMARY

#### 2017

- ◆ Despite a lingering right quad injury (limited to 122 games with two DL stints), established career highs in runs (80), triples (7), HR (24), total bases (240), batting average (.297), on-base percentage (.385), slugging percentage (.548) and OPS (.933)...Tied his career high in RBI (63 - also 2013).
- ◆ Joined Barry Larkin as only **Reds'** shortstops to hit at least 24 HR in a season.
- ◆ National League All-Star for first time - just third Reds shortstop to start All-Star Game (also Barry Larkin & Dave Concepcion), first since Larkin made 2000 ASG...Led off third inning with single off NYY's Dellin Betances.





- ◆ Led N.L. shortstops in triples, HR, batting average, on-base percentage, slugging percentage and OPS...Ranked among overall N.L. leaders in hitting (16th), on-base percentage (11th), slugging percentage (10th), triples (T5th), home batting average (.327, 9th), average vs LHP (.337, 6th) and hardest to GDP (87.6 AB, 10th).
- ◆ His 5.0 WAR (FanGraphs) ranked 18th among all MLB position players and third among MLB shortstops (Francisco Lindor 5.9 & Corey Seager 5.7).
- ◆ After going 1-for-4 on Opening Day, his average didn't drop below .300 again until Sept. 21 (.299).
- ◆ From May 2-June 10, reached base safely in 32 consecutive games (.339/.423/.606)...Was longest on-base streak of career...Was longest by a Reds shortstop since Dave Concepcion's 36-game on-base streak in 1978.
- ◆ Led Club with two 4-hit games (5/27 at PHI, 7/19 vs. ARI)...Produced three 2-homer games and homered in a career-high tying three consecutive games (Aug. 10-12).
- ◆ For second straight season opened with a 10-game hitting streak.

## 2016

- ◆ 2016 marked his fifth full season with **Reds** 2016 winner of Heart & Hustle Award given annually by MLB Players Alumni Association to 30 players who 'demonstrate a passion for and best embody the values, spirit and tradition of the game.'
- ◆ Missed last 21 games with patellar tendinitis in right knee...Placed on 15-day DL Sept. 26 (retro to 9/16).
- ◆ His 16 HR established a career high (surpassed in 2017 with 24 HR)...Hit four leadoff HR.
- ◆ Began season with a 10-game hitting streak, snapped on Apr. 21 by Jake Arrieta's no-hitter.
- ◆ Produced 100th career double (May 5 vs. MIL)...Doubled off Clayton Kershaw (May 23 at LAD) on first pitch of game for 500th career hit (1,999th at bat).
- ◆ Homered in three consecutive games (July 4-6) for first time in career.
- ◆ While recovering from reconstructive right knee surgery (June 15, 2015), didn't make his first Spring Training appearance until Mar. 11 vs. Oakland.

## 2015

- ◆ Missed most of season with **Reds** due to a right knee injury...In his 500th career appearance on June 10th vs. Philadelphia, while running out a ground ball, suffered tears of anterior cruciate and lateral collateral ligaments and biceps tendon in his right knee...Had season-ending reconstructive surgery June 15.
- ◆ At time of injury, among N.L. shortstops, ranked ninth in hitting (.258), T2nd in HR (9), fourth in RBI (28), seventhin on-base percentage (.310) and fourth in slugging (.459).
- ◆ From May 5-12, missed five starts because of a bruised left wrist and bruised right index finger...Suffered both injuries on May 3 at Atlanta on a Julio Teheran hit by pitch (wrist) and a bad hop (finger)...While recovering from finger and wrist injuries (May 15-26), went 1-for-30...Rest of season hit .299 (49/164).

## 2014

- ◆ Was a finalist for Rawlings Gold Glove Award with **Reds**...Led team with 143 starts at shortstop and 109 starts batting eighth in order...Committed just three errors after All-Star break.
- ◆ Finished with a career-best (min. 100 G) .984 fielding pct. in 614 total chances at shortstop.
- ◆ Recorded 11 assists June 28 at SF, most by a Reds player since 3B Chris Sabo had 11 on Apr. 7, 1988 and most by a Reds SS since Dave Concepcion had 11 on May 8, 1982.
- ◆ Limited to a career-low .221 average, .268 OBP and .300 SLG pct.

## 2013

- ◆ Led all N.L. position players in sacrifice bunts (13) and tied for N.L. lead in sac flies (10)...10 sac flies were most by **Reds'** batter since Eric Davis in 1989 (11).
- ◆ Hit .304 his last 31 games of season as Reds battled for Wild Card playoff berth...Made post-season for second straight season...Reds lost to Pirates in Wild Card game.
- ◆ Hit .373 during a career-high 15-game hit streak (Aug. 26-Sept. 10).
- ◆ In 15-0 win on Apr. 5 vs. Washington, teamed with Todd Frazier to become first shortstop/third base tandem in franchise history, dating back to 1869, to each produce two HR in same game.

## 2012

- ◆ In rookie campaign with **Reds**, joined Todd Frazier on *Baseball America's* All-Rookie team...Ranked among N.L. rookie leaders in most offensive categories, including XBH (52, 2nd), 2B (3rd), TB (224, 3rd) and HR (T4th).
- ◆ Made first playoff appearance in Division Series vs. SF and hit safely four of five games.
- ◆ Finalist for Rawlings Gold Glove Award...Among N.L. shortstops ranked second in fielding percentage (.975).
- ◆ Became first Reds rookie to start at SS on Opening Day since Frank Duffy in 1971...Became first rookie to hit safely in each of Reds' first six games of a season since 1947.
- ◆ 15 homers were most ever by a Reds rookie shortstop and most by MLB rookie shortstop since 2007 (Troy Tulowitzki, 24 HR)...One of only four Reds shortstops with at least 30 doubles and 15 HR in a season (Eddie Miller, Barry Larkin, Felipe Lopez)...33 doubles fell seven shy of Club's single-season rookie record (40, Frank McCormick 1938, Johnny Bench 1968, Chris Sabo 1988).
- ◆ Earned spot in everyday lineup during Spring Training leading Club in hits (20), doubles (7) & triples (2).







## 2011

- ◆ Began season with Triple-A **Louisville**...Recalled by **Reds** July 7 and made MLB debut at SS that night at Milwaukee... Singled off Chris Narveson in 4th frame for first career hit...Began MLB career with seven-game hit streak...First MLB HR came July 17 vs. St. Louis off former Ole Miss teammate Lance Lynn.
- ◆ From July 7-23 played 11 games at SS for Reds before suffering a season-ending injury to his left elbow (7/23 vs. ATL)...Had Tommy John surgery Aug. 12 to repair the torn ulnar collateral ligament in his left elbow.

## POSTSEASON EXPERIENCE

- ◆ Has made two playoff appearances in career...Last playoff appearance came in **2013** N.L. Wild Card game vs. Pittsburgh (**Reds** lost 6-2)...Went 0 for 3 (1 BB)...First appearance came in **2012** Division Series with **Cincinnati** vs. San Francisco...Reds lost in five games after holding a 2-0 advantage...Hit safely in four of the five games.

### WILD CARD GAME TOTALS

Year	Club, Opp	AVG	G	AB	R	H	2B	3B	HR	RBI	SH	SF	HBP	BB	IBB	SO	SB	CS	GDP	SLG	OBP	E
2013	— CIN, PIT	.000	1	3	0	0	0	0	0	0	0	0	0	1	0	0	0	0	0	.000	.250	0

### DIVISION SERIES TOTALS

Year	Club, Opp	AVG	G	AB	R	H	2B	3B	HR	RBI	SH	SF	HBP	BB	IBB	SO	SB	CS	GDP	SLG	OBP	E
2012	— CIN, SF	.238	5	21	2	5	0	0	0	0	0	0	1	2	0	5	0	0	0	.238	.333	1

## NOTABLE MINOR LEAGUE AWARDS AND HONORS

- ◆ **2011** International League and *Baseball America* Triple-A All-Star.
- ◆ **2010** *Baseball America* Triple-A All-Star...Mary E. Barney Award as Louisville's Most Valuable Player...Led International League in at bats (553) and runs (91)...Led all IL shortstops in fielding percentage (.977).
- ◆ **2009** Southern League All-Star...Organization's Minor League Player of Month for June and SL's Player of Week for June 1-7.
- ◆ **2008** Midwest League All-Star and a *Baseball America* Single-A All-Star...Voted by league managers as best defensive shortstop in MWL.

## CAREER TRANSACTIONS

- ◆ June 7, 2010...Selected by **Reds** in second round of the First Year Player Draft (signed by Jerry Flowers).
- ◆ Jan. 13, 2017...Signed one-year contract with **Reds** through 2017 season, avoiding arbitration.
- ◆ Dec. 15, 2017...Signed three-year contract with **Angels** as MLB free agent (through 2020).

## PERSONAL/MISC

- ◆ Zachary Warren Cozart.
- ◆ Graduated from Collierville HS (TN)...Starred in baseball, basketball and football.
- ◆ Played collegiately at University of Mississippi...Was a third-team All-American.
- ◆ Played for USA National Team at World University Championship in Havana, Cuba...Earned Gold Medal.

## MISCELLANEOUS STATS

### TWO-HR GAMES (5)

Sept. 15, 2017 vs. PIT	June 4, 2017 vs. ATL	May 30, 2017 at TOR
Apr. 21, 2015 at MIL	Apr. 5, 2013 vs. WSH	

### CAREER LEADOFF HOME RUNS (8)

July 6, 2016 at CHC	May 30, 2016 at COL	May 9, 2016 vs. PIT
Apr. 27, 2016 at NYM	Aug. 9, 2012 at CHC	Aug. 1, 2012 vs. SD
July 6, 2012 at SD	June 29, 2012 at SF	

## CAREER FIELDING

POS	PCT	G	PO	A	E	TC	DP
SS	.980	721	1069	1896	62	3027	395

## COZART'S CAREER HIGHS

	SEASON		GAME
AVG	.297 — 2017	H	4 — 4 times; last, 7/19/17 vs. ARI
R	80 — 2017	R	3 — 11 times; last, 5/26/18 at NYY
H	144 — 2013	HR	2 — 5 times; last, 9/15/17 vs. PIT
2B	33 — 2017	2B	2 — 11 times; last, 5/5/18 at SEA
HR	24 — 2017	RBI	5 — twice; last, 6/4/17 vs. ATL
RBI	63 — 2017 & 2013	SB	2 — 8/28/14 vs. CHC
SB	7 — 2014	Hit Streak	15 — Aug. 26-Sept. 10, 2013

COZART





## JOHN CURTISS

RHP **43**

BORN: APR. 5, 1993    OPENING DAY AGE: 25  
 BIRTHPLACE: DALLAS, TX    RESIDES: SOUTHLAKE, TX  
 SIGNED THRU: 2019    MLB SERVICE: 69 DAYS  
 ACQUIRED: FROM MINNESOTA FOR INF DANIEL OZORIA,  
 JAN. 15, 2019

HEIGHT: 6-5    WEIGHT: 220    BATS: R    THROWS: R

### CURTISS' LIFETIME PITCHING RECORD

Year	Club	W-L	ERA	G	GS	CG	GF	SHO	SV	IP	H	R	ER	HR	HB	BB	IBB	SO	WP	BK	BAA
2014	— Elizabethhton	2-1	2.30	9	6	0	1	0	0	31.1	33	8	8	1	0	7	0	41	3	0	.273
2015	— Cedar Rapids	3-3	6.07	16	7	0	7	0	2	46	62	33	31	10	3	10	0	44	3	0	.323
	— Twins (GCL)	1-0	1.13	5	0	0	2	0	0	8	7	2	1	0	1	4	0	7	1	0	.233
2016	— Cedar Rapids	0-0	0.00	6	0	0	6	0	2	8	2	0	0	0	1	2	0	17	2	0	.077
	— Fort Myers	0-2	3.06	38	0	0	14	0	3	53	42	20	18	0	2	23	1	68	5	0	.220
2017	— Chattanooga	2-0	0.72	21	0	0	19	0	13	25	12	3	2	0	0	12	0	35	3	0	.140
	— Rochester	0-0	1.85	18	0	0	13	0	6	24.1	11	5	5	0	0	10	0	33	3	0	.131
	— MINNESOTA	0-0	8.31	9	0	0	4	0	0	8.2	9	8	2	1	2	0	10	2	0	0	.257
2018	— Rochester	2-4	2.77	38	1	0	28	0	10	55.1	41	21	17	3	1	31	1	61	2	0	.200
	— MINNESOTA	0-1	5.68	8	0	0	2	0	0	6.1	8	4	4	0	0	4	1	7	3	0	.308
<b>MAJOR TOTALS</b>		<b>0-1</b>	<b>7.20</b>	<b>17</b>	<b>0</b>	<b>0</b>	<b>6</b>	<b>0</b>	<b>15</b>	<b>17</b>	<b>12</b>	<b>12</b>	<b>2</b>	<b>1</b>	<b>6</b>	<b>1</b>	<b>6</b>	<b>17</b>	<b>5</b>	<b>0</b>	<b>.279</b>
<b>MINOR TOTALS</b>		<b>10-10</b>	<b>2.94</b>	<b>151</b>	<b>14</b>	<b>0</b>	<b>90</b>	<b>0</b>	<b>36</b>	<b>251</b>	<b>210</b>	<b>92</b>	<b>82</b>	<b>14</b>	<b>8</b>	<b>99</b>	<b>2</b>	<b>306</b>	<b>22</b>	<b>0</b>	<b>.225</b>

### 2018 SEASON

- ◆ Began season with Triple-A **Rochester**...Played in five games for Red Wings before being recalled April 30.
- ◆ Made two appearances for **Twins** and was optioned back to Rochester May 2.
- ◆ Allowed just three home runs on season for Red Wings (55.1 IP) and led team in saves (10).
- ◆ Combined to go 2-5, 3.06 ERA (61.2 IP - 21 ER) with 35 walks and 68 strikeouts in 46 games between Minnesota and Rochester.

### MAJOR LEAGUE SUMMARY

#### 2017

- ◆ Began year with Double-A **Chattanooga** and went 2-0, 0.72 ERA (25.0 IP, 2 ER) with 35 strikeouts and 13 saves.
- ◆ Named Twins Minor League Player of the Week May 27, pitching three scoreless innings with one hit, one walk, six strikeouts and three saves in three games.
- ◆ Promoted to Triple-A **Rochester**, June 23...Appeared in 18 games for Red Wings with a 1.85 ERA (24.1 IP - 5 ER).
- ◆ Had contract selected by **Twins** on Aug. 23 and made Major League debut Aug. 25 at Toronto, striking out Steve Pearce in a perfect ninth inning of Minnesota's 6-1 victory.

### NOTABLE MINOR LEAGUE AWARDS AND HONORS

- ◆ **2017** Southern League Mid-Season All-Star...*MILB.com* Organization All-Star.

### CAREER TRANSACTIONS

- ◆ June 7, 2011...Selected by **Rockies** in 30th round of 2011 First-Year Player Draft (did not sign).
- ◆ June 6, 2014...Selected by **Twins** in sixth round of 2014 First-Year Player Draft (signed July 1, 2014).
- ◆ Jan. 15, 2019...Traded by **Twins** to Angels for INF Daniel Ozoria.

### PERSONAL/MISC

- ◆ John Pickens Curtiss...On Twitter: @JohnCurtiss43.
- ◆ Enjoys playing guitar and singing country music...Performed national anthem prior to Rochester's game vs. Lehigh Valley, Sept. 2, 2018.
- ◆ Participated in 2017-18 Twins Winter Caravan.
- ◆ Underwent Tommy John and thoracic outlet surgery in 2012 and 2013.
- ◆ Attended University of Texas, where he was a double-major (English and history) and named to Capital One Academic All-America First-Team (by CoSIDA) in 2014, as well as being named to Big 12 Commissioner's Honor Roll.
- ◆ Lettered twice at Southlake HS (TX)...Was team captain senior year and won Hustle Award as a junior...*USA Today* Second-Team All-American as a senior and *Rawlings* Preseason Second-Team All-American.
- ◆ Played for Logan Stout and Dallas Patriots in AABC Summer League.
- ◆ Originally signed by **Twins** scout Marty Esposito.

### CAREER FIELDING

POS	PCT	G	PO	A	E	TC	DP
P	1.000	17	2	3	0	5	1



## DAVID FLETCHER

INF **6**

HEIGHT: 5-9    WEIGHT: 185    BATS: R    THROWS: R

BORN: MAY 31, 1994    OPENING DAY AGE: 24  
 BIRTHPLACE: ORANGE, CA    RESIDES: CYPRESS, CA  
 SIGNED THRU: 2019    MLB SERVICE: III DAYS  
 ACQUIRED: SELECTED IN THE SIXTH ROUND OF THE  
 2015 FIRST-YEAR PLAYER DRAFT  
 MARRIED: KIERRA FISCHER, DEC. 16, 2018

### FLETCHER'S LIFETIME PLAYING RECORD

Year	Club	AVG	G	AB	R	H	2B	3B	HR	RBI	SH	SF	HBP	BB	IBB	SO	SB	CS	GDP	SLG	OBP	E
2015	Orem	.331	37	160	28	53	12	4	0	30	1	1	1	16	0	9	11	4	4	.456	.391	6
	Burlington	.283	32	120	18	34	4	1	1	10	1	1	2	12	0	13	6	1	2	.358	.358	3
2016	Inland Empire	.275	78	324	42	89	12	1	3	31	6	2	1	22	0	43	15	3	10	.346	.321	6
	Arkansas	.300	20	80	10	24	6	0	0	6	0	0	0	3	1	13	1	0	2	.375	.325	0
2017	Mobile	.276	64	243	32	67	14	1	1	22	2	2	4	21	1	30	12	5	8	.354	.341	1
	Salt Lake	.254	47	205	27	52	6	1	2	17	3	0	3	6	0	25	8	1	2	.322	.285	3
2018	Salt Lake	.350	58	254	55	89	25	5	6	37	1	1	3	16	0	21	7	2	8	.559	.394	4
	LAA	.275	80	284	35	78	18	2	1	25	3	2	3	15	0	34	3	0	7	.363	.316	2
MINOR TOTALS		.282	278	1132	157	319	54	8	7	116	13	6	11	80	1	133	53	14	28	.362	.334	19

### 2018 SEASON

- ◆ After beginning the year with Triple-A **Salt Lake**, made Major League debut with the **Angels** June 13th vs. Seattle (3/4, 3B, 2 RBI).
- ◆ From debut to his final game of season on Sept. 16th, ranked in the Top 5 by A.L. rookies in several categories including, average (.275, 3rd), hits (78, 2nd), doubles (18, 3rd), runs (35, T4th) and OBP (.316, 4th)...Left game Sept. 16th in the 1st inning with a left hamstring strain.
- ◆ Defensively, appeared in 43 games at second base, 33 at third base, seven at shortstop and four in right field.
- ◆ In 58 games in Triple-A, hit .350 (89/254) with 25 doubles, five triples, six home runs, 35 RBI and 55 runs scored...Was leading PCL in hits, doubles, extra-base hits and runs at the time of promotion.

### FLETCHER'S FUN FACTS

High School - Cypress High School (10 miles from Angel Stadium)  
 College - Loyola Marymount University (Los Angeles, CA)  
 Favorite NFL Team - Carolina Panthers  
 Favorite Video Game - SuperSmash Bros.  
 Favorite Video Game System - N64

FLETCHER



### NOTABLE MINOR LEAGUE AWARDS AND HONORS

- ◆ **2017** Angels Organizational Defensive Player of the Month for May and June
- ◆ **2016** MiLB Organizational All-Star
- ◆ **2015** MiLB Organizational All-Star

### CAREER TRANSACTIONS

- ◆ June 10, 2015...Selected by the **Angels** in the sixth round of the First-Year Player Draft.

### PERSONAL/MISC

- ◆ David Owen Fletcher...Originally signed by Angels' scout Ben Diggins.
- ◆ Teammates with Taylor Ward on Scottsdale Scorpions during 2016 Arizona Fall League.
- ◆ Ranked on Angels Top-10 prospect list for 2016 by Baseball America (#9).
- ◆ Played collegiately at Loyola Marymount University (CA) from 2014-15...Majored in psychology...Garnered first team All-WCC honors as freshman and sophomore...Earned Freshman All-American accolades from Baseball America, Collegiate Baseball and the National Collegiate Baseball Writer's Association...Claimed WCC Defensive Player of the Year, first team All-WCC and WCC All-Freshman team honors in first season...2015 LMU Male Athlete of the Year.
- ◆ 2013 graduate of Cypress High School (CA)...All-State and All-CIF his junior and senior seasons, including CIF Player of the Year as a senior...2013 Empire League Player of the Year...Team captain and led team to the 2013 CIF Championship at Dodger Stadium...Hit .437 with 38 runs scored and 23 stolen bases.
- ◆ Spent 2013 summer playing in the Alaska League where he was a Gold Glove winner and named best professional prospect.





## MISCELLANEOUS STATS CAREER LEADOFF HOME RUNS (1)

July 12, 2018 vs. SEA

## CAREER FIELDING

POS	PCT	G	PO	A	E	TC	DP
2B	.994	43	65	103	1	169	33
3B	.986	33	10	63	1	74	3
SS	1.000	7	2	8	0	10	2
OF	1.000	4	1	0	0	1	0



FLETCHER

## OFF AND RUNNING

Most Consecutive Seasons w/25+ HR & 100+ Runs to Start MLB Career - All-Time (ignores stats/seasons before rookie season)

Albert Pujols, STL	6 (2001-2006)
Mike Trout, LAA	5 (2012-2016)
Joe DiMaggio, NYY	4 (1936-1939)

STATS LLC





**LUIS GARCÍA**

**RHP 40**

BORN: JAN. 30, 1987  
 BIRTHPLACE: SANTO DOMINGO, D.R.  
 SIGNED THRU: 2019  
 OPENING DAY AGE: 32  
 RESIDES: DOVER, NJ  
 MLB SERVICE: 4 YEARS,  
 6 DAYS  
 ACQUIRED: FROM PHILADELPHIA FOR LHP JOSÉ ÁLVAREZ,  
 DEC. 6, 2018

HEIGHT: 6-2    WEIGHT: 240    BATS: R    THROWS: R

## GARCÍA'S LIFETIME PITCHING RECORD

Year	Club	W-L	ERA	G	GS	CG	GF	SHO	SV	IP	H	R	ER	HR	HB	BB	IBB	SO	WP	BK	BAA
2004	— Dodgers (DSL)	1-1	3.77	10	1	0	-	0	0	14.1	9	8	6	0	0	20	-	12	0	1	---
2005	— Dodgers (DSL)	0-2	4.35	9	4	0	-	0	0	20.2	12	11	10	1	1	21	-	21	7	0	---
2006	— Dodgers (DSL)	2-1	4.32	11	6	1	0	0	0	33.1	28	21	16	1	20	0	16	3	0	8	.219
2007	— Dodgers (GCL)	3-0	3.55	12	0	1	0	0	0	25.1	29	11	10	0	17	1	17	2	0	8	.293
2008	— Ogden	3-0	2.40	21	2	18	0	0	9	30	22	14	8	1	17	0	37	2	0	4	.193
2009	— Great Lakes	5-3	2.92	34	0	15	0	0	5	71	68	27	23	5	15	1	55	1	0	7	.245
	— Potomac	1-0	0.00	2	0	0	0	0	0	4	0	0	0	0	1	0	7	0	0	0	.000
2010	— Potomac	0-0	10.38	6	0	1	0	0	0	8.2	21	17	10	0	10	0	3	0	0	2	.488
	— Hagerstown	4-4	3.88	26	0	5	0	0	0	51	48	25	22	3	17	1	43	5	0	10	.250
2011	—									DID NOT PITCH											
2012	— Newark (Ind.)	0-1	11.57	9	0	4	0	0	0	16.1	26	25	21	4	12	0	14	0	0	4	.333
2013	— Lehigh Valley	0-0	0.82	8	0	6	0	0	3	11	5	1	1	0	4	0	8	0	0	2	.132
	— Clearwater	0-1	1.37	14	0	10	0	0	7	19.2	15	3	3	2	5	0	20	1	0	0	.208
	— Reading	2-1	2.45	11	0	8	0	0	1	11	10	3	3	1	3	0	13	0	0	2	.250
	— PHILADELPHIA	1-1	3.73	24	0	6	0	0	0	31.1	27	15	13	3	23	0	23	1	0	3	.237
2014	— Lehigh Valley	2-1	0.96	39	0	35	0	0	22★	46.2	35	8	5	0	16	1	52	1	0	6	.205
	— PHILADELPHIA	1-0	6.43	13	0	5	0	0	0	14	14	12	10	2	13	0	12	0	0	4	.255
2015	— PHILADELPHIA	4-6	3.51	72	0	14	0	2	66.2	72	28	26	4	37	8	63	0	1	6	275	
2016	— Lehigh Valley	6-3	2.14	48	0	26	0	0	13	54.2	38	13	13	3	24	0	53	5	1	8	.203
	— PHILADELPHIA	1-1	6.46	17	0	7	0	0	0	15.1	21	11	11	2	8	1	14	1	0	2	.318
2017	— Lehigh Valley	0-0	5.79	4	1	1	0	0	1	4.2	5	3	3	0	5	1	7	0	0	0	.263
	— PHILADELPHIA	2-5	2.65	66	0	16	0	0	2	71.1	61	22	21	3	26	5	60	0	0	9	.318
2018	— PHILADELPHIA	3-1	6.07	59	0	7	0	0	1	4.6	49	31	31	4	18	1	51	4	0	7	.271
	— Lehigh Valley (1)	0-0	10.80	2	0	0	0	0	0	1.2	3	2	2	1	0	0	3	0	0	1	.375
	— Reading (1)	0-1	27.00	1	0	0	0	0	0	0.2	3	2	2	0	0	0	1	0	0	0	.600
<b>MAJOR TOTALS</b>		<b>12-14</b>	<b>4.12</b>	<b>251</b>	<b>0</b>	<b>55</b>	<b>0</b>	<b>0</b>	<b>5</b>	<b>244.2</b>	<b>244</b>	<b>119</b>	<b>112</b>	<b>18</b>	<b>125</b>	<b>15</b>	<b>223</b>	<b>6</b>	<b>1</b>	<b>31</b>	<b>.258</b>
<b>MINOR TOTALS</b>		<b>29-18</b>	<b>3.02</b>	<b>258</b>	<b>14</b>	<b>127</b>	<b>0</b>	<b>0</b>	<b>61</b>	<b>408.1</b>	<b>351</b>	<b>169</b>	<b>137</b>	<b>20</b>	<b>155</b>	<b>46</b>	<b>335</b>	<b>53</b>	<b>8</b>	<b>59</b>	<b>---</b>

★ led or tied for league lead  
 (1) rehab assignment

Disabling Injuries: 2018 — Right wrist strain; disabled June 16 (retro to June 13) - July 22  
 2014 — Right forearm strain; disabled May 24 (retro to May 22) - June 6

## 2018 SEASON

- ◆ Made Opening Day roster with **Phillies** for second time in career (also 2015).
- ◆ Ranked fifth among N.L. relievers with inherited runners stranded rate of 80.6% (29/37)...Stranded each of first 15 runners to begin season.
- ◆ Missed over one month on disabled list with right wrist strain and had rehab assignment at Triple-A **Lehigh Valley** and Double-A **Reading**.
- ◆ Matched career high with four strikeouts July 24 vs. Dodgers.
- ◆ Struck out 28 batters in final 20.2 innings pitched (26 appearances).

## MAJOR LEAGUE SUMMARY

### 2017

- ◆ With **Phillies**, finished third among N.L. relievers with rate of 0.38 home runs allowed per nine innings...Went 31 consecutive innings without allowing a homer from May 25 - Aug. 4 (36.2 IP).
- ◆ In final 23 games, posted a 1.61 ERA (22.1 IP - 4 ER) and did not allow an earned run in 21 of those appearances.

GARCÍA





- ◆ Set career bests in ERA (2.65) and innings pitched (71.1).
- ◆ Had career-high 21.2 inning scoreless streak June 14 - July 29 (18 games)...Longest single season streak for a Phillies reliever since Larry Anderson's club relief record 32.2 IP in 1984.

## 2016

- ◆ Appeared in 17 games for **Phillies** across four stints in Majors.
- ◆ Earned only win of season Aug. 3 vs. San Francisco with a scoreless 12th inning.
- ◆ Was with Triple-A **Lehigh Valley** for majority of season...Became Lehigh Valley's all-time saves leader with 38th Triple-A save July 30 at Rochester.

## 2015

- ◆ In first full season in Majors with **Phillies**, set career highs in games (72), strikeouts (63) and wins (4).
- ◆ Posted 1.14 ERA (31.2 IP - 4 ER) against N.L. East opponents; lowest mark among all MLB relievers (min. 30 IP).
- ◆ Had a 2.09 ERA (64.2 IP - 15 ER) in 68 of 72 appearances; allowed 11 ER in two innings in other four games.
- ◆ Earned first Major League save May 17 vs. Arizona (2 IP)...First save of two-or-more innings by a Phillies pitcher since Ryan Madson, Sept. 29, 2009 vs. Houston.
- ◆ Compiled two scoreless streaks of nine-or-more innings: (9.2 IP; July 12-Aug. 8 & 9 IP; June 12-30).

## 2014

- ◆ Had four stints with **Phillies** but spent majority of season with Triple-A **Lehigh Valley**.
- ◆ Did not allow a run across final six Major League appearances (6.2 IP) and held opponents to a .095 (2/21) average.
- ◆ Finished tied for International League lead in saves (22)...Was selected to International League All-Star Team and earned Paul Owens Award as best pitcher in Phillies minor league system.

## 2013

- ◆ Made Major League debut with **Phillies** July 10 vs. Washington and worked one scoreless inning...Fanned Ryan Zimmerman for first career strikeout in that appearance.
- ◆ Had six straight scoreless appearances to begin Major League career (7.2 IP).
- ◆ Earned first Major League win in final appearance of season Sept. 28 at Atlanta with two shutout frames.
- ◆ Held opponents to a .118 (4/34) average with runners in scoring position.
- ◆ Appeared in 33 total minor league games with Adv.-A **Clearwater**, Double-A **Reading** and Triple-A **Lehigh Valley**.

## NOTABLE MINOR LEAGUE AWARDS AND HONORS

- ◆ **2014** International League Mid-Season All-Star...*MiLB.com* Organization All-Star...Paul Owens Award.
- ◆ **2013** *MiLB.com* Organization All-Star.

## CAREER TRANSACTIONS

- ◆ Jan. 22, 2004...Signed by **Dodgers** as non-drafted free agent.
- ◆ Aug. 30, 2009...Traded by **Dodgers** with player to be named later (LHP Victor Garate) for INF Ronnie Belliard.
- ◆ Mar. 25, 2013...Signed as a free agent with **Phillies**.
- ◆ Dec. 6, 2018...Traded by **Phillies** to **Angels** for LHP José Álvarez.

## PERSONAL/MISC

- ◆ Luis Amado García...On Twitter: @Luis\_GarciaRd.
- ◆ Attended Escuela José Bordas Valdez (Santo Domingo, D.R.), where he played baseball, basketball and volleyball.
- ◆ Enjoys spending time at farms and relaxing by the river.
- ◆ Pitched for Estrellas de Oriente in Dominican Winter League following 2013, 2014 and 2016 seasons.
- ◆ Did not pitch professionally in 2011...Spent 2012 with Newark bears in independent Canadian-American Association.
- ◆ Received 2014 Paul Owens Award, as best pitcher in Phillies minor league system.
- ◆ Originally signed by Dodgers scout Ezequiel Sepúlveda.

## MAJOR LEAGUE HITTING TOTALS

AVG	AB	H	HR	RBI
.000	2	0	0	0

## CAREER FIELDING

POS	PCT	G	PO	A	E	TC	DP
P	.982	251	10	46	1	57	2

## GARCÍA'S CAREER HIGHS

SEASON		GAME	
Wins	4 — 2015	SO	4 — Twice; last, 7/24/18 vs. LAD
Losses	6 — 2015	IP	3.1 — 8/24/13 vs. ARI
ERA	2.65 — 2017	R & ER	5 — Twice; last, 6/7/17 at ATL
IP	71.1 — 2017	BB	4 — 5/21/14 at MIA
SO	63 — 2015	H	6 — 5/17/17 at TEX





## DUSTIN GARNEAU

### C 13

BORN: AUG. 13, 1987  
 BIRTHPLACE: SAN PEDRO, CA  
 SIGNED THRU: 2019

OPENING DAY AGE: 31  
 RESIDES: ORANGE, CA  
 MLB SERVICE: 1 YEAR,  
 58 DAYS

ACQUIRED: SIGNED TO MINOR LEAGUE CONTRACT,  
 NOV. 16, 2018

MARRIED: JACOLYN  
 CHILDREN: MADDOX, MAVERICK, NIXON

HEIGHT: 6-2    WEIGHT: 205    BATS: R    THROWS: R

### NON-ROSTER INVITEE

#### GARNEAU'S LIFETIME PLAYING RECORD

Year	Club	AVG	G	AB	R	H	2B	3B	HR	RBI	SH	SF	HBP	BB	IBB	SO	SB	CS	GDP	SLG	OBP	E
2009	— Casper	.250	23	72	11	18	4	1	1	13	0	0	4	13	0	14	1	0	1	.375	.393	1
2010	— Tri-City	.224	42	143	20	32	11	2	2	21	1	2	7	21	1	30	3	2	2	.371	.347	6
	Modesto	.310	12	42	5	13	2	2	1	13	0	0	0	2	0	9	0	1	0	.524	.341	3
2011	— Asheville	.255	100	341	71	87	29	4	17	67	1	5	7	58	0	70	7	3	6	.513	.370	11
2012	— Modesto	.243	86	300	35	73	18	3	6	29	2	4	2	40	0	41	2	3	6	.383	.332	6
2013	— Tulsa	.236	96	326	36	77	17	1	13	47	4	4	13	25	0	57	4	2	2	.414	.313	4
2014	— Tulsa	.270	34	115	14	31	7	0	2	20	0	2	4	14	0	19	2	3	2	.383	.363	5
	Colo. Springs	.216	44	148	17	32	9	2	5	22	1	0	3	14	0	21	2	1	4	.405	.297	5
2015	— Albuquerque	.274	81	303	44	83	16	0	15	61	3	4	2	28	2	44	2	1	6	.475	.335	5
	COLORADO	.157	22	70	6	11	3	0	2	8	0	0	0	6	2	14	0	0	2	.286	.224	2
2016	— Albuquerque	.292	52	185	31	54	11	0	15	35	1	2	7	16	0	43	2	0	3	.595	.367	0
	COLORADO	.235	24	68	7	16	6	0	1	6	0	1	0	6	0	22	0	0	1	.368	.293	1
2017	— COLORADO	.206	22	68	5	14	7	0	1	6	1	0	1	4	0	24	0	1	1	.353	.260	0
	Albuquerque	.281	36	128	24	36	9	2	10	26	0	2	1	13	0	22	0	1	4	.617	.347	3
	OAKLAND	.159	19	44	5	7	1	0	1	3	0	0	0	8	0	12	0	0	2	.250	.288	1
2018	— Nashville	.208	22	72	8	15	3	0	2	9	0	2	1	5	0	10	0	0	5	.333	.263	1
	Charlotte	.252	45	139	19	35	9	0	7	22	0	1	3	16	0	38	0	2	0	.468	.340	5
	CHICAGO (A.L.)	.500	1	2	0	1	0	0	0	1	0	0	0	1	0	0	0	0	0	.500	.667	1
<b>MAJOR TOTALS</b>		<b>.194</b>	<b>88</b>	<b>252</b>	<b>23</b>	<b>49</b>	<b>17</b>	<b>0</b>	<b>5</b>	<b>24</b>	<b>1</b>	<b>1</b>	<b>1</b>	<b>25</b>	<b>2</b>	<b>72</b>	<b>0</b>	<b>6</b>	<b>.321</b>	<b>.269</b>	<b>5</b>	
<b>MINOR TOTALS</b>		<b>.253</b>	<b>673</b>	<b>2314</b>	<b>335</b>	<b>586</b>	<b>145</b>	<b>17</b>	<b>96</b>	<b>385</b>	<b>13</b>	<b>28</b>	<b>54</b>	<b>265</b>	<b>3</b>	<b>418</b>	<b>25</b>	<b>23</b>	<b>38</b>	<b>.455</b>	<b>.340</b>	<b>55</b>

GARNEAU



- ◆ Dustin Thomas Garneau (GARR-noh)...On Twitter: @dusgar13
- ◆ Prepped locally at San Pedro High School (San Pedro, CA) and played collegiately with Cal State Fullerton.
- ◆ Has appeared in big leagues with **Rockies** (2015-17; 68 games), **A's** (2017; 19 games) and **White Sox** (2018; 1 game)... In 88 MLB games, batting .194 (49/252) with 17 doubles, five home runs and 24 RBI...Has logged a .993 career fielding percentage behind the plate while throwing out 40% of basestealers (17 of 42).
- ◆ Originally selected by **Colorado** in 19th round of 2009 First-Year Player Draft and spent first eight-plus seasons of professional career in Rockies organization before claimed off waivers by **Oakland** (Aug. 4, 2017).
- ◆ Opened **2018** campaign in **Oakland's** system with Triple-A **Nashville**...Appeared in 22 games with the Sounds before claimed off waivers by White Sox on May 24th...Assigned to Triple-A **Charlotte** and played in 45 games with the Knights slashing .252/.340/.468...Recalled by Chicago August 3rd to serve as backup catcher while Kevan Smith (claimed by **Angels** in 2018 off-season) was on paternity list...Garneau appeared in one game with White Sox (Aug. 5 at Tampa Bay).
- ◆ In **2017**, made first career MLB Opening Day roster with **Colorado** and hit .206 with a home run and six RBI in 22 games before he was optioned to **Albuquerque** May 16...Claimed off waivers by **Oakland** Aug. 4 and batted .159 with a home run and three RBI in 19 games with A's.
- ◆ Had three brief stints with **Rockies** in **2016** while spending majority of season with **Albuquerque**...Batted .292 with 31 runs, 11 doubles, 15 HR and 35 RBI in 52 games with Isotopes.
- ◆ Made big league debut in 2015 (Aug. 20 vs. Washington) with **Colorado**...Collected first Major League hit in first at-bat off Max Scherzer...First big league HR came Sept. 9 at San Diego off James Shields.
- ◆ Split **2014** campaign between Triple-A **Colorado Springs** and Double-A **Tulsa**, where a Texas League Midseason All-Star...Promoted to Colorado Springs in June.
- ◆ Enjoyed one of finest professional seasons in **2011** with Single-A **Asheville**...Logged slash line of .255/.370/.513 in 100 games while posting 29 doubles, four triples, 17 HR and 67 RBI.
- ◆ Drafted out of Cal State Fullerton where he majored in kinesiology...Was Titans primary catcher his junior and senior seasons (2008-09)...Named to **2008** Fullerton Regional All-Tournament Team...Named an All-Big West Honorable Mention in **2009**...One of seven players from CSUF drafted in **2009**, including Oakland outfielder Khris Davis.
- ◆ As a senior at San Pedro HS, hit .433 (39-for-90) earning first-team selections in Marine League and All-Area squad... Also a two-time All-Area and All-City football player.









## MAJOR LEAGUE SUMMARY

### 2017

- ◆ With **Mets**, held batters to a .196 (19/97) average with runners in scoring position.
- ◆ Worked out of bullpen for first time in career, Sept. 23 after Noah Syndergaard exited his start after one inning pitched...Worked four innings in relief and did not factor in decision.
- ◆ Made 100th career start Sept. 29 at Philadelphia.
- ◆ Missed over two months on disabled list with stress injury to scapula bone in right shoulder...Made four rehab starts between Class-A **Brooklyn** and Double-A **Binghamton**.

### 2016

- ◆ Made first Opening Day start for **Mets**, Apr. 3 at Kansas City.
- ◆ Recorded 11th double-digit strikeout game of career, May 8 at San Diego (10 SO).
- ◆ Placed on disabled list July 6 (retroactive to July 5), with right shoulder discomfort and was later diagnosed with Thoracic Outlet Syndrome...Had surgery on July 18 to correct the Thoracic Outlet Syndrome injury, performed by Dr. Robert Thompson in St. Louis.

### 2015

- ◆ Was named *Sporting News* Comeback Player of the Year and Player's Choice Award winner for N.L. Comeback Player of the Year with **Mets**.
- ◆ Ranked eighth in Majors among qualified starters with a 2.71 ERA (189.1 IP - 57 ER), 1.76 walks per nine innings and 5.08 strikeout-to-walk rate.
- ◆ Earned win Apr. 9 at Washington in first start following return from Tommy John surgery.
- ◆ Recorded two RBI in three straight games, July 11-25, becoming first pitcher in Mets history to do so...Hit first career home run July 11 vs. Arizona (off Patrick Corbin).

### 2014

- ◆ Missed entire season with **Mets** recovering from Tommy John surgery (Oct. 22, 2013).

### 2013

- ◆ In first full Major League season with **Mets**, finished third in Majors with a 2.27 ERA (178.1 IP - 45 ER), 6.16 strikeouts per walks ratio, .282 opponent slugging percentage and .530 OPS...Ranked second in Majors with a 0.93 WHIP, .248 opponent OBP and 8.58 baserunners per nine innings...Finished fourth in Cy Young Award voting.
- ◆ Became fifth pitcher to start an All-Star Game less than a year after his Major League debut...Became fourth pitcher in club history to make All-Star team in his first full season, joining Tom Seaver (1967), Jerry Koosman (1968) and Dwight Gooden (1984)...Became third Mets pitcher to start an All-Star Game (joins Gooden, 1988 at Cincinnati and 1986 Game at Houston and Seaver, 1970 in Cincinnati)...Was first pitcher to start an All-Star Game in his home park since Houston's Roger Clemens in 2004.
- ◆ Tossed two scoreless innings with three strikeouts in All-Star Game.
- ◆ Voted National League Pitcher of the Month for April.
- ◆ Took no-hitter into the seventh inning three times: April 13 at Minnesota, May 7 vs. Chicago (A.L.) and June 18 at Atlanta.
- ◆ Retired first 20 batters he faced against White Sox at Citi Field on May 7...The 6.2 perfect innings are tied for third-longest streak in Mets history...Became third Mets pitcher to allow only one baserunner in nine innings of work, joining Tom Seaver (July 9, 1969 vs. Cubs) and Jon Niese (June 10, 2010 vs. Padres)...Became first player in since 1900 to pitch nine innings with 12 or more strikeouts, allowing no walks and only one hit to receive a no-decision.
- ◆ Was unbeaten after first 13 starts, which established a franchise record.
- ◆ Collected first complete game and shutout of career, August 7 against Colorado.
- ◆ Struck out career-high 13 batters, June 18 at Atlanta in first game of a doubleheader.
- ◆ Underwent Tommy John surgery, Oct. 22 to repair a partial tear of ulnar collateral ligament in the right elbow with Dr. James Andrews in Gulf Breeze, FL.

### 2012

- ◆ Made Major League debut with **Mets** July 26 at Arizona...Recorded 11 strikeouts to set a franchise record for a player making their Major League Debut...Also recorded two hits, with double off Wade Miley in first MLB plate appearance and singled in second trip to the plate...Became first player in Major League history with 10+ strikeouts and two-or-more hits in his debut.
- ◆ Season ERA of 2.73 (59.1 IP - 18 ER) was fourth-best in franchise history for a Mets rookie (min. 10 starts).
- ◆ Opened year with Triple-A **Buffalo** and was named Top Star by *MILB.com* at Triple-A All-Star Game after tossing two hitless innings with two strikeouts.

## POSTSEASON SUMMARY

- ◆ Made postseason debut in **2015** with **Mets**...Became third pitcher in franchise history to earn victory in each of first two postseason starts, joining Tom Glavine (2006) and Jacob deGrom (3-0 in 2015)...Totaled 27 strikeouts, which were fourth most for a Mets pitcher in a single postseason...Retired first 12 batters faced in Game 1 of NLCS vs. Cubs...Had two no-decisions in World Series, despite Mets holding 9th inning leads in both of his starts.
- ◆ In **2016**, was not on **Mets** roster for Wild Card Game vs. Giants.

HARVEY





### DIVISION SERIES TOTALS

Year	Club, Opp.	W-L	ERA	G	GS	CG	SHO	SV	IP	H	R	ER	BB	SO
2015—	NYM, LAD	1-0	3.60	1	1	0	0	0	5	7	3	2	2	7

### LEAGUE CHAMPIONSHIP SERIES TOTALS

Year	Club, Opp.	W-L	ERA	G	GS	CG	SHO	SV	IP	H	R	ER	BB	SO
2015—	NYM, CHC	1-0	2.35	1	1	0	0	0	7.2	4	2	2	2	9

### WORLD SERIES TOTALS

Year	Club, Opp.	W-L	ERA	G	GS	CG	SHO	SV	IP	H	R	ER	BB	SO
2015—	NYM, KC	0-0	3.21	2	2	0	0	0	14	10	5	5	4	11

## NOTABLE MINOR LEAGUE AWARDS AND HONORS

- ◆ **2012** International League Mid-Season All-Star...Triple-A All Star Game Top Star...*Baseball America* Triple-A All Star.
- ◆ **2011** Florida State League Mid-Season All-Star...MiLB.com Organization All-Star...Futures Game selection...Sterling Award.

## CAREER TRANSACTIONS

- ◆ June 7, 2007...Selected by **Angels** in third round of First-Year Player Draft (did not sign).
- ◆ June 7, 2010...Selected by **Mets** in first round (seventh overall) of First-Year Player Draft (signed Aug. 16, 2010).
- ◆ May 8, 2018...Traded by **Mets** to **Reds** for C Devin Mesoraco.
- ◆ Dec. 21, 2018...Signed by **Angels** as free agent.

## PERSONAL/MISC

- ◆ Matthew Edward Harvey...On Twitter: @MattHarvey33.
- ◆ Attended Fitch Senior HS (CT) where he played baseball (his father, Ed, was baseball coach) and basketball...Earned prep All-America honors...Went 6-1 with a 0.64 ERA and 112 strikeouts in 54.2 innings during senior season...Named Connecticut Player of the Year by *The Hartford Courant* and Gatorade.
- ◆ Attended University of North Carolina at Chapel Hill...First team Atlantic Coast Conference selection...Two-time ACC Pitcher of the Week and two-time National Pitcher of the Week...Left school ranking ninth all-time in strikeouts (263), and 10th in wins (22)...Was 22-7 with a 3.73 ERA in 54 games (43 starts).
- ◆ Honored at Lou Gehrig Sports Award Benefit dinner, Nov. 3, 2016.
- ◆ Participated in Kids Holiday Shopping Spree, Dec. 14, 2016 in College Point, Queens, helping children pick out holiday gifts for themselves and their families.
- ◆ Received 2013 Ben Mondor New England Player of the Year Award at Boston Baseball Writers Dinner.
- ◆ Appeared on *Jimmy Kimmel Live!* after Mets won National League with teammates Jacob deGrom, Wilmer Flores and David Wright.
- ◆ Received a 2011 Sterling Award, emblematic of Most Valuable Player for each affiliate in Mets organization.
- ◆ Earned save for Team USA in 2011 Futures Game at Chase Field.
- ◆ Enjoys cooking and walking in New York City.
- ◆ Originally signed by Mets scout Marlin McPhail.

## ALL-STAR GAME RECORD

Year	Club, Site	W-L	ERA	G	GS	CG	SHO	SV	IP	H	R	ER	BB	SO
2015—	N.L., NYM	0-0	0.00	1	1	0	0	0	2	1	0	0	0	3

## MAJOR LEAGUE HITTING TOTALS


AVG	AB	H	HR	RBI
.108	250	27	1	14

## CAREER FIELDING

POS	PCT	G	PO	A	E	TC	DP
P	.965	133	41	95	5	141	5

## HARVEY'S CAREER HIGHS

SEASON		GAME	
Wins	13 — 2015	SO	13 — 6/18/13 (Game 1) at ATL
Losses	10 — 2016	IP	9 — Twice; last, 8/7/13 vs. COL
ERA	2.27 — 2013	R	9 — 5/19/16 vs. WSH
IP	189.1 — 2015	ER	8 — 7/22/18 vs. PIT
SO	191 — 2013	BB	5 — 4 times; last, 5/12/17 at MIL
		H	13 — 8/24/13 vs. DET



## ANDREW HEANEY

LHP **28**

BORN: JUNE 5, 1991  
 BIRTHPLACE: OKLAHOMA CITY, OK  
 OPENING DAY AGE: 27  
 RESIDES: OKLAHOMA CITY, OK  
 MLB SERVICE: 3 YEARS, 150 DAYS  
 SIGNED THRU: 2019  
 ACQUIRED: FROM DODGERS IN EXCHANGE FOR INF HOWIE KENDRICK, DEC. 10, 2014  
 MARRIED: JORDAN ORE, JAN. 11, 2014

HEIGHT: 6-2    WEIGHT: 200    BATS: L    THROWS: L

### HEANEY'S LIFETIME PITCHING RECORD

Year	Club	W-L	ERA	G	GS	CG	GF	SHO	SV	IP	H	R	ER	HR	HB	BB	IBB	SO	WP	BK	BAA
2012	Marlins (GCL)	0-0	2.57	2	2	0	0	0	0	7	7	2	2	0	1	2	0	9	0	0	.259
	Greensboro	1-2	4.95	4	4	0	0	0	0	20	25	15	11	0	1	4	0	21	0	0	.287
2013	Jupiter	5-2	0.88	13	12	0	1	0	0	61.2	45	11	6	2	6	17	0	66	3	0	.193
	Jacksonville	4-1	2.94	6	6	1	0	0	0	33.2	31	11	11	2	0	9	0	23	0	0	.242
2014	Jacksonville	4-2	2.35	9	8	0	0	0	0	53.2	45	16	14	2	0	13	0	52	5	0	.223
	New Orleans	5-4	3.87	15	15	1	0	1	0	83.2	75	45	36	9	4	23	0	91	3	0	.234
	MIAMI	0-3	5.83	7	5	0	2	0	0	29.1	32	19	19	6	3	7	0	20	2	0	.281
2015	Salt Lake	6-2	4.71	14	14	0	0	0	0	78.1	95	49	41	2	3	25	0	74	7	0	.298
	LAA	6-4	3.49	18	18	0	0	0	0	105.2	99	41	41	9	6	28	1	78	4	0	.248
2016	LAA	0-1	6.00	1	1	0	0	0	0	6	7	4	4	2	0	0	0	7	0	0	.280
2017	Angels (AZL) (1)	0-1	1.74	3	3	0	0	0	0	10.1	11	3	2	0	0	1	0	15	0	0	.268
	Salt Lake (1)	1-1	3.12	3	3	0	0	0	0	17.1	17	7	6	2	1	4	0	14	0	0	.266
	LAA	1-2	7.06	5	5	0	0	0	0	21.2	27	17	17	12	0	9	0	27	2	0	.300
2018	Inland Empire (1)	1-0	1.42	1	1	0	0	0	0	6.1	2	1	1	0	0	1	0	6	1	0	.095
	LAA	9-10	4.15	30	30	1	0	1	0	180	171	91	83	27	8	45	0	180	9	0	.248
<b>MAJOR TOTALS</b>		<b>16-20</b>	<b>4.31</b>	<b>61</b>	<b>30</b>	<b>1</b>	<b>2</b>	<b>1</b>	<b>0</b>	<b>342.2</b>	<b>336</b>	<b>172</b>	<b>164</b>	<b>56</b>	<b>17</b>	<b>89</b>	<b>1</b>	<b>312</b>	<b>17</b>	<b>0</b>	<b>.255</b>
<b>MINOR TOTALS</b>		<b>27-15</b>	<b>3.15</b>	<b>70</b>	<b>68</b>	<b>2</b>	<b>1</b>	<b>1</b>	<b>0</b>	<b>372</b>	<b>353</b>	<b>160</b>	<b>130</b>	<b>19</b>	<b>16</b>	<b>99</b>	<b>0</b>	<b>371</b>	<b>19</b>	<b>0</b>	<b>.245</b>

(1) rehab assignment

**Disabling Injuries:** **2018** — Left elbow inflammation; disabled Mar. 29 (retro to Mar. 26) - Apr. 13  
**2017** — Left elbow UCL injury; disabled Apr. 1 (retro to Mar. 30) - Aug. 18  
**2016** — Left flexor muscle strain; disabled Apr. 6 - end of season

### 2018 SEASON

- ◆ Recipient of Nick Adenhardt Pitcher of the Year Award, which is given to Angels pitcher whose performance is selected by his teammates as the most outstanding throughout the course of the regular season...Became first left-hander to win the award.
- ◆ Opened year on disabled list (left elbow inflammation) for second consecutive season...Made one rehab appearance with Adv.-A **Inland Empire** April 6 (W; 6.1 IP, 2 H, 1 ER, 1 BB, 6 SO) before making season debut with **Angels** April 13 at Kansas City.
- ◆ Set single-season career highs in nearly every pitching category, including wins, games, starts, innings pitched and strikeouts...Led Angels pitching staff in innings and strikeouts...His 180 strikeouts were the most by an Angels pitcher since C.J. Wilson (188) in 2013.
- ◆ Did not allow a home run to a left-handed batter all season...His 160 left-handed batters faced without allowing a home run were most in American League and third-most in Majors...Has not allowed a home run to a left-handed batter since April 5, 2016 (Anthony Rizzo).
- ◆ Tossed one-hit shutout on June 5 (his 27th birthday) vs. Kansas City...Marked first complete game and shutout of career...First CG one-hitter for Angels since Ervin Santana on June 16, 2012 vs. Arizona...First Angels lefty with a one-hit shutout since Chuck Finley on May 26, 1989 at Boston...Became first Major Leaguer to throw a one-hit shutout on his birthday since Cardinals' Vicente Palacios on July 19, 1994 at Houston.

### HAPPY BIRTHDAY!

#### ANGELS TO THROW A SHUTOUT ON THEIR BIRTHDAY

PITCHER	DATE
ANDREW HEANEY (Age 27)	6/5/18 vs. KC
Andy Messersmith (Age 26)	8/6/71 vs. MIN
Marcelino Lopez (Age 23)	9/23/66 vs. BAL
George Brunet (Age 31)	6/8/66 vs. CWS





- ◆ In final 13 home starts of year, went 7-2 with a 2.65 ERA (85 IP - 25 ER)... His home ERA ranked third in American League in that span (since April 27) behind Corey Kluber (2.29) and Mike Fiers (2.46). Road victory on Aug. 30 at Houston was first since Sept. 2, 2015 at Oakland... Streak of 17 straight road starts without a win was longest in Angels history (previous was 16 by Rudy May from 1965-69).
- ◆ Set single game career-high with 12 strikeouts on Sept. 9 at Chicago (A.L.)... Also recorded 10 strikeouts in consecutive starts on July 3 at Seattle and July 8 vs. Dodgers.
- ◆ During eight game stretch from April 27 – June 5, pitched to a 1.93 ERA (51.1 IP – 11 ER).

**FIRST PITCH SWINGING**

Opponents swung at the first pitch 32.6% of the time vs. Heaney in 2018, which was the second-highest rate in the American League, behind only Justin Verlander (34.4%)

## CAREER HIGHLIGHTS

- ◆ Made Major League debut with Miami, June 19, 2014 vs. New York Mets at Marlins Park... Traded twice in one day (Dec. 10, 2014) during MLB Winter Meetings; from Marlins to Dodgers and Dodgers to Angels... Earned first win of Major League career June 30, 2015 for Angels vs. Yankees... Underwent Tommy John surgery July 1, 2016.

## MAJOR LEAGUE SUMMARY

### 2017

- ◆ Opened year on disabled list recovering from Tommy John surgery (July 1, 2016).
- ◆ First rehab appearance July 13 for **AZL Angels** marked first game action since Apr. 5, 2016.
- ◆ Made six total rehab starts between AZL Angels and Triple-A **Salt Lake** before returning to **Angels** for first start Aug. 18 at Baltimore... Missed total of 281 games on disabled list.
- ◆ Recorded 10 strikeouts Aug. 28 vs. Oakland, which established a new single-game career high.
- ◆ Did not walk a batter in each of first two starts for Angels... Including final start of 2016, streak of three starts without a walk is tied for third longest streak in Angels history behind only streaks of four consecutive starts with no walks by Matt Shoemaker (May 21-June 6, 2016) and Bert Blyleven (Apr. 9-27, 1990).

### 2016

- ◆ Made lone start of season for **Angels** Apr. 5 vs. Cubs and allowed four earned runs in six innings pitched and matched then career-high with seven strikeouts.
- ◆ Missed final 160 games of season after being placed on disabled list Apr. 6 with a left flexor muscle strain.
- ◆ Underwent Tommy John surgery July 1 after platelet-rich injections and stem cell therapy were unsuccessful... Surgery was performed by Dr. Neal Elattrache in Los Angeles.

### 2015

- ◆ Promoted to **Angels** June 24 and made Halos debut that day vs. Houston (6 IP, 1 ER, 4 H, 1 BB, 5 SO).
- ◆ Among American League rookies, ranked fourth in ERA, sixth in starts and batting average against (.248), eighth in innings pitched and strikeouts and tied for ninth in wins.
- ◆ Named A.L. Rookie of the Month for July... Went 4-0 with a 1.98 ERA and 19 strikeouts in 27.1 IP over four starts.
- ◆ In first six starts of season, went 5-0 with a 1.79 ERA (40.1 IP – 8 ER), 31 strikeouts and five walks.
- ◆ His six consecutive team wins to start his Halos career tied Jarrod Washburn for Club record (in starts) among lefties and were one shy of Jered Weaver's overall club record.
- ◆ Earned first win of Major League career June 30 vs. Yankees.

### 2014

- ◆ Made Major League debut with **Miami** June 19 vs. New York Mets at Marlins Park.
- ◆ Held opponents scoreless over two relief outings (4.2 IP) following Sept. call-up, allowing just two hits and striking out four.
- ◆ Third and final appearance of season was start on Sept. 26 at Washington in second game of doubleheader.
- ◆ Was traded twice in one day on Dec. 10 during MLB Winter Meetings... Was first sent by Miami to **Los Angeles Dodgers** along with C/IF Austin Barnes, RHP Chris Hatcher and OF Enrique Hernandez in exchange for INF Dee Gordon, RHP Dan Haren, INF Miguel Rojas and cash consideration... Later that day was dealt by Dodgers to **Angels** in exchange for INF Howie Kendrick.

## NOTABLE MINOR LEAGUE AWARDS AND HONORS

- ◆ **2014** Southern League Pitcher of the Week for Apr. 14-20... Southern League Mid-Season All-Star... Marlins Minor League Pitcher of the Month for May.
- ◆ **2013** MiLB.com Organization All-Star... Marlins Organizational Pitcher of the Month for July.

HEANEY





## CAREER TRANSACTIONS

- ◆ June 9, 2009...Selected by **Tampa Bay Rays** in 24th round of 2009 First-Year Player Draft (did not sign).
- ◆ June 4, 2012...Selected by **Miami Marlins** in first round (ninth overall) of 2012 First-Year Player Draft (signed July 13, 2012).
- ◆ Dec. 10, 2014...Traded by **Miami Marlins** with C Austin Barnes, RHP Chris Hatcher and INF Enrique Hernandez to **Los Angeles Dodgers** for INF Dee Gordon, RHP Dan Haren, INF Miguel Rojas and cash considerations.
- ◆ Dec. 10, 2014...Traded by **Los Angeles Dodgers** to **Angels** for INF Howie Kendrick.

## PERSONAL/MISC

- ◆ Andrew M. Heaney (Hee-knee)...On Twitter: @Heandog8
- ◆ Annually participates in off-season mission trips to Honduras along with other Major League and Minor League players to help build a new learning center and teach baseball.
- ◆ Attended Putnam City HS (OK) and Oklahoma State University...Named Big 12 Conference Pitcher of the Year and Division I First-Team All-American in 2012 after leading NCAA with 140 strikeouts in 118.1 innings pitched.
- ◆ Played in Arizona Fall League following 2013 season, going 2-1 with a 1.95 ERA (27.2 IP - 6 ER) in seven starts for Glendale...Earned AFL Player of the Week Honors during the season's fifth week.
- ◆ Named by *Baseball America* and MLB.com as Marlins top rated prospect entering 2014 season...Named as having best slider in Marlins organization by *Baseball America*...Rated by MLB.com as top left-handed prospect in all of Minor League Baseball entering 2014.
- ◆ Entered 2015 ranked as Angels #1 prospect according to *Baseball America*.

## MAJOR LEAGUE HITTING TOTALS

AVG	AB	H	HR	RBI
.095	21	2	0	0

## CAREER FIELDING

POS	PCT	G	PO	A	E	TC	DP
P	.983	61	21	38	1	60	4

## HEANEY'S CAREER HIGHS

SEASON		GAME	
Wins	9 — 2018	SO	12 — 9/9/18 at CWS
Losses	10 — 2018	IP	9 — 6/5/18 vs. KC
ERA	3.49 — 2015	R & ER	8 — 8/22/15 vs. TOR
IP	180 — 2018	BB	5 — Twice; last, 5/19/18 vs. TB
SO	180 — 2018	H	10 — Twice; last, 8/18/18 at TEX

HEANEY





# 2019 ANGELS



## MICHAEL HERMOSILLO

### OF 21

BORN: JAN 17, 1995      OPENING DAY AGE: 24  
 BIRTHPLACE: MESA, AZ      RESIDES: OTTAWA, IL  
 SIGNED THRU: 2019      MLB SERVICE: 58 DAYS  
 ACQUIRED: SELECTED BY ANGELS IN 28<sup>TH</sup> ROUND  
 OF 2013 FIRST-YEAR PLAYER DRAFT

HEIGHT: 6-0      WEIGHT: 205      BATS: R      THROWS: R

### HERMOSILLO'S LIFETIME PLAYING RECORD

Year	Club	AVG	G	AB	R	H	2B	3B	HR	RBI	SH	SF	HBP	BB	IBB	SO	SB	CS	GDP	OBP	SLG	E	
2013	— Angels (AZL)	.375	11	16	3	6	0	0	0	0	0	0	0	1	1	0	3	1	0	1	.375	.444	1
2014	— Orem	.244	54	180	36	44	10	4	3	23	1	2	4	29	0	48	10	4	4	.394	.358	1	
2015	— Burlington	.218	79	261	33	57	7	0	0	23	4	4	5	45	0	49	19	13	12	.245	.340	5	
	— Orem	.294	14	51	9	15	3	0	0	2	0	0	0	6	0	10	5	3	0	.353	.368	0	
2016	— Burlington	.326	37	138	22	45	8	1	2	22	2	0	2	18	0	22	4	3	5	.411	.442	2	
	— Inland Empire	.309	40	149	36	46	7	4	4	17	1	2	6	16	0	30	6	7	2	.393	.490	5	
2017	— Inland Empire	.321	13	53	5	17	6	0	0	2	0	0	2	9	0	15	5	2	2	.438	.434	1	
	— Mobile	.248	77	278	40	69	13	2	4	26	5	5	12	40	0	73	21	9	4	.361	.353	3	
	— Salt Lake	.287	30	115	20	33	6	1	5	16	3	1	3	7	1	28	9	2	2	.341	.487	0	
2018	— Salt Lake	.267	68	273	43	73	14	4	12	46	4	5	11	30	1	87	10	5	5	.357	.480	8	
	— LAA	.211	31	57	7	12	4	0	1	1	0	0	2	3	0	17	0	1	0	.333	.274	1	
<b>MINOR TOTALS</b>		<b>.268</b>	<b>355</b>	<b>1241</b>	<b>204</b>	<b>332</b>	<b>60</b>	<b>12</b>	<b>18</b>	<b>131</b>	<b>16</b>	<b>14</b>	<b>35</b>	<b>171</b>	<b>1</b>	<b>278</b>	<b>80</b>	<b>43</b>	<b>31</b>	<b>.368</b>	<b>.371</b>	<b>18</b>	

### 2018 SEASON

- ◆ Saw first career Major League action across five different stints with the **Angels**... Major League debut May 18th, starting in right field (1-for-4, 2B) and doubling in first at-bat...Connected for first big league homer Sept. 24 vs. Texas.
- ◆ Saw action in all three outfield positions at the Major League level (12 G in CF, 12 G in RF and 4 G in RF), making just one error in 165.2 innings in the field.
- ◆ In 68 games with Triple-A **Salt Lake**, hit .267 (73/273) with 14 doubles, four triples, 12 home runs, 46 RBI and 10 stolen bases...Finished the season tied for the team lead in stolen bases.
- ◆ Entered the season ranked by MLB.com as the Angels #13 prospect...Added to the 40-man prior to the season... Received second career invite to Major League Spring Training (also, 2017).
- ◆ Played for the Tigres del Lincey in the Dominican Winter League following the 2018 campaign.

### NOTABLE MINOR LEAGUE AWARDS AND HONORS

- ◆ **2016** Angels Minor League Player of the Year...Angels Minor League Player of the Month for August.

### CAREER TRANSACTIONS

- ◆ June 8, 2013...Drafted by the **Angels** in the 28th round of the First Year Player Draft.

### PERSONAL/MISC

- ◆ On Twitter: @mhermosillo10
- ◆ Originally signed by Angels' scout Joel Murrie.
- ◆ Prepped at Ottawa High School in Ottawa Township, Illinois...Played baseball, football and ran track...As a senior, named to Illinois Coaches Association Class 3A All-State Team and News Tribune All-Area Team (.485 AVG, 30 RBI, 36 runs, 11 2B, 3 3B)...Also named to Max Preps All-American Team (2nd team)...In football, set a school record rushing for 352 yards and five touchdowns on just nine carries in August of 2012.

### CAREER FIELDING

POS	PCT	G	PO	A	E	TC	DP
SS	.983	27	57	0	1	58	0

HERMOSILLO





## DANIEL HUDSON

RHP **54**

BORN: MAR. 9, 1987  
BIRTHPLACE: LYNCHBURG, VA  
SIGNED THRU: 2019

OPENING DAY AGE: 32  
RESIDES: CHANDLER, AZ  
MLB SERVICE: 8 YEARS,  
106 DAYS

ACQUIRED: SIGNED AS MINOR LEAGUE FREE AGENT,  
FEB. 8, 2019

MARRIED: SARA  
CHILDREN: BAYLOR, PARKER

HEIGHT: 6-3    WEIGHT: 225    BATS: R    THROWS: R

### NON-ROSTER INVITEE

#### HUDSON'S LIFETIME PITCHING RECORD


Year	Club	W-L	ERA	G	GS	CG	GF	SHO	SV	IP	H	R	ER	HR	HB	BB	IBB	SO	WP	BK	BAA
2008	— Great Falls	5-4	3.36	14	14	0	0	0	0	69.2	52	30	26	6	3	22	0	90	3	0	.202
2009	— Kannapolis	1-2	1.23	4	4	0	0	0	0	22	15	5	3	0	3	2	0	30	0	0	.190
	— Winston-Salem	4-3	3.40	8	8	1	0	0	0	45	31	19	17	3	2	13	0	49	1	0	.195
	— Birmingham	7-0	1.60	9	9	0	0	0	0	56.1	37	11	10	1	3	10	0	63	1	0	.188
	— Charlotte	2-0	3.00	5	5	0	0	0	0	24	22	10	8	1	2	9	0	24	1	0	.247
	— CHICAGO (A.L.)	1-1	3.38	6	2	0	1	0	0	18.2	16	9	7	3	1	9	0	14	1	0	.225
2010	— Charlotte	11-4	3.47	17	17	1	0	0	0	93.1	81	41	36	13	4	31	1	108	3	0	.228
	— CHICAGO (A.L.)	1-1	6.32	3	3	0	0	0	0	15.2	17	11	11	1	0	11	0	14	2	0	.293
	— ARIZONA	7-1	1.69	11	11	0	0	0	0	79.2	51	15	15	7	4	16	1	70	3	0	.183
2011	— ARIZONA	16-12	3.49	33	33	3	0	0	0	222	217	98	86	17	8	50	1	169	4	1	.255
2012	— ARIZONA	3-2	7.35	9	9	0	0	0	0	45.1	62	37	37	9	0	12	0	37	2	0	.332
	— Reno (1)	1-0	3.60	1	1	0	0	0	0	5	5	2	2	0	0	0	1	0	2	1	.278
2013	— Mobile (1)	0-0	4.50	1	1	0	0	0	0	2	2	1	1	0	0	1	0	1	0	0	.250
2014	— D-backs (AZL) (1)	0-0	2.25	4	4	0	0	0	0	4	4	1	1	0	0	0	0	5	0	0	.250
	— Reno (1)	0-0	0.00	2	2	0	0	0	0	2	1	0	0	0	0	1	0	2	0	0	.167
	— ARIZONA	0-1	13.50	3	0	0	0	0	0	2.2	4	4	4	0	0	0	0	2	0	0	.308
2015	— ARIZONA	4-3	3.86	64	1	0	13	0	4	67.2	64	34	29	7	0	25	2	71	5	0	.245
2016	— ARIZONA	3-2	5.22	70	0	0	17	0	5	60.1	65	40	35	6	4	22	3	58	5	0	.269
2017	— PITTSBURGH	2-7	4.38	71	0	0	18	0	0	61.2	57	34	30	7	5	33	1	66	4	0	.248
2018	— Oklahoma City	1-0	0.00	5	0	0	1	0	0	4.2	0	0	0	0	0	1	4	0	5	0	.000
	— LOS ANGELES (NL)	3-2	4.11	40	1	0	11	0	0	46	38	25	21	6	4	18	1	44	3	0	.217
	<b>MAJOR TOTALS</b>	<b>40-32</b>	<b>3.99</b>	<b>310</b>	<b>60</b>	<b>3</b>	<b>60</b>	<b>0</b>	<b>9</b>	<b>619.2</b>	<b>591</b>	<b>307</b>	<b>275</b>	<b>63</b>	<b>26</b>	<b>196</b>	<b>9</b>	<b>545</b>	<b>29</b>	<b>1</b>	<b>.250</b>
	<b>MINOR TOTALS</b>	<b>32-13</b>	<b>2.85</b>	<b>70</b>	<b>65</b>	<b>2</b>	<b>1</b>	<b>0</b>	<b>0</b>	<b>328</b>	<b>250</b>	<b>120</b>	<b>104</b>	<b>24</b>	<b>18</b>	<b>94</b>	<b>1</b>	<b>379</b>	<b>10</b>	<b>0</b>	<b>.209</b>

(1) rehab assignment

- ◆ Daniel Claiborne Hudson...Originally signed by White Sox scout Chuck Fox.
- ◆ Nine-year MLB veteran...Signed minor league deal with Angels Feb. 8, 2019...Has appeared in Majors with four organizations (**White Sox, Diamondbacks, Pirates & Dodgers**).
- ◆ Made 40 appearances in **2018** with **Dodgers** and held lefties to a .194 average (13/67)...Missed final two months of season with right forearm tightness.
- ◆ Set career-high with 71 appearances for **Pirates** in **2017**... Had a 2.75 ERA at home (36 IP - 11 ER)...Made debut with Pittsburgh Opening Day which was also his 200th career game.
- ◆ Spent six seasons with **D-backs** from **2010-16**...In first full year (2011) in Arizona won 16 games and pitched to 3.49 ERA (222 IP - 86 ER) and a 1.203 WHIP... Also nabbed a Silver Slugger Award with a .277 (18/67) average...One of two D-backs pitchers to have been given the honor (Micah Owings, 2007)...Received D-backs Good Guy Award in 2016.
- ◆ Underwent Tommy John surgery in **2012** and had the procedure again in **2013**...Was fourth player to have ligament replacement surgery in consecutive years and return to the Majors...Featured in Jeff Passan's book, *The Arm: Inside the Billion-Dollar Mystery of the Most Valuable Commodity in Sports*.
- ◆ Selected to International League Mid-Season All-Star Team in **2010** with **Charlotte**...Also named to U.S. roster for MLB All-Star Futures Game...Named N.L. Rookie of the Month for August...Honored as Rookie of the Year by Arizona Chapter of the BBWAA.
- ◆ In **2009**, made four stops in minors and was named MILB's overall Starting Pitcher-of-the-Year... Also named Pitcher of the Week in Southern Atlantic League and the Southern League.
- ◆ Selected by Chicago (A.L.) in fifth round of 2008 First-Year Player Draft.
- ◆ Went to Old Dominion University (VA)...Was named Second-Team All-Colonial Athletic Association in **2008**, First-Team All-CAA in **2007** & a freshman All-American by Collegiate Baseball in **2006**...Graduated from Princess Anne HS (VA) in 2006 where he won AAA State Championship in 2005 and was named First-Team All-State as a pitcher and Second-Team All-State as a first baseman.

HUDSON





## DAN JENNINGS

### LHP 46

BORN: APR. 17, 1987  
 BIRTHPLACE: BERKELEY, CA  
 OPENING DAY AGE: 31  
 RESIDES: PALM BEACH GARDENS, FL  
 SIGNED THRU: 2019  
 MLB SERVICE: 5 YEARS, 171 DAYS  
 ACQUIRED: SIGNED AS MINOR LEAGUE FREE AGENT, FEB. 16, 2019  
 MARRIED: COURTNEY  
 CHILDREN: BROOKLYN, ROWE

HEIGHT: 6-3    WEIGHT: 215    BATS: L    THROWS: L

### NON-ROSTER INVITEE

### JENNINGS' LIFETIME PITCHING RECORD

Year	Club	W-L	ERA	G	GS	CG	GF	SHO	SV	IP	H	R	ER	HR	HB	BB	IBB	SO	WP	BK	BAA
2008	Jamestown	1-4	3.53	13	13	0	0	0	0	58.2	79	31	23	2	1	18	0	62	4	0	.321
2009	Greensboro	1-2	2.74	34	0	0	12	0	0	49.1	42	21	15	1	0	21	3	54	8	0	.237
	Jupiter	0-0	0.00	8	0	0	6	0	6	11.2	5	0	0	0	0	4	0	13	1	0	.132
	Jacksonville	0-0	0.00	3	0	0	1	0	0	1.2	2	0	0	0	0	1	0	2	0	0	.286
2010	Jacksonville	4-2	2.56	37	0	0	4	0	0	52.2	49	18	15	0	0	26	1	44	9	0	.257
2011	Jacksonville	4-1	3.16	21	0	0	7	0	2	25.2	26	11	9	1	0	11	0	29	6	0	.265
	New Orleans	1-3	7.04	24	0	0	8	0	2	30.2	34	24	3	0	0	17	2	27	1	0	.301
2012	New Orleans	1-3	3.14	42	0	0	10	0	2	51.2	48	19	18	2	0	16	0	48	6	0	.253
	MIAMI	1-0	1.89	22	0	0	4	0	1	19	18	5	4	2	2	11	1	8	0	0	.247
2013	New Orleans	4-2	1.80	18	0	0	4	0	1	25	19	8	5	1	0	11	1	25	3	0	.209
	MIAMI	2-4	3.76	47	0	0	6	0	0	40.2	39	17	17	1	0	16	2	38	3	0	.255
2014	MIAMI	0-2	1.34	47	0	0	12	0	0	40.1	45	11	6	3	0	17	1	38	2	0	.281
	New Orleans	0-0	3.38	6	0	0	1	0	0	8	6	4	3	0	0	7	0	9	0	0	.207
	Marlins (GCL) (1)	0-0	0.00	1	1	0	0	0	0	1	0	0	0	0	0	1	0	1	0	0	.000
	Jupiter (1)	0-0	0.00	3	3	0	0	0	0	6	3	0	0	0	0	0	0	8	1	0	.136
2015	CHICAGO (AL)	2-3	3.99	53	0	0	17	0	0	56.1	55	28	25	3	0	24	6	46	4	0	.256
	Charlotte (1)	0-0	3.00	3	0	0	1	0	0	6	6	2	2	0	0	1	0	5	2	0	.250
2016	CHICAGO (AL)	4-3	2.08	64	0	0	15	0	1	60.2	57	18	14	1	3	28	0	46	4	0	.259
2017	CHICAGO (AL)	3-1	3.45	48	0	0	8	0	0	44.1	35	20	17	6	1	19	4	38	0	0	.215
	TAMPA BAY	0-0	3.44	29	0	0	4	0	0	18.1	18	7	7	2	0	12	3	13	3	0	.257
2018	MILWAUKEE	4-5	3.22	72	1	0	11	0	1	64.1	66	27	23	6	1	23	1	45	2	1	.275
<b>MAJOR TOTALS</b>		<b>16-18</b>	<b>2.96</b>	<b>382</b>	<b>1</b>	<b>0</b>	<b>77</b>	<b>0</b>	<b>2</b>	<b>344</b>	<b>333</b>	<b>133</b>	<b>113</b>	<b>24</b>	<b>7</b>	<b>150</b>	<b>18</b>	<b>272</b>	<b>18</b>	<b>1</b>	<b>.257</b>
<b>MINOR TOTALS</b>		<b>16-17</b>	<b>3.13</b>	<b>213</b>	<b>17</b>	<b>0</b>	<b>54</b>	<b>0</b>	<b>13</b>	<b>328</b>	<b>319</b>	<b>138</b>	<b>114</b>	<b>10</b>	<b>1</b>	<b>134</b>	<b>7</b>	<b>327</b>	<b>41</b>	<b>0</b>	<b>.259</b>

(1) rehab assignment

- ◆ Daniel Lee Jennings...On Twitter: @LTDanJennings...Originally signed by Marlins scout Bob Oldis.
- ◆ Seven-year MLB veteran...Inked minor league deal with Angels Feb. 16, 2019, including Spring Training invite...Has appeared in Majors with four organizations (**Marlins, White Sox, Rays & Brewers**).
- ◆ Appeared in 72 games in **2018** for **Brewers**, which was second-most on Club behind Jeremy Jeffress (73)...Made first Major League start, Sept. 24 at St. Louis as an "opener" and retired only batter faced (Matt Carpenter)...Was not on Milwaukee's postseason rosters.
- ◆ Split **2017** season between **White Sox** and **Rays**...Appeared in career-high 77 combined games (48 for Chicago & 29 for Tampa Bay)...Ranked third among Major League pitchers in appearances and first among lefties...His 56 inherited baserunners (43 stranded) were second most in Majors (KC's Peter Moylan - 64).
- ◆ Combined for a 3.00 ERA (117 IP - 39 ER) during **2015-16** seasons with **White Sox** and held lefties to a .215 (41/191) average over that span...His 2.08 ERA (60.2 IP - 14 ER) in 2016 ranked seventh among A.L. relievers.
- ◆ From **2012-14** with **Marlins**, posted a combined ERA of 2.43 (100 IP - 27 ER) with his finest mark of 1.34 ERA (40.1 - 6 ER) coming in 2014...Made Major League debut Apr. 30, 2012 vs. Arizona.
- ◆ Ranked as #30 prospect in the Marlins system by Baseball America after his **2010** season with **Jacksonville**...Held opponents to a .042 (1/24) average...Named to the Southern League Mid-Season All-Star Team...Named as having Best Slider in the organization by *Baseball America* for two consecutive years (2009-10).
- ◆ Was named the #16 prospect in the Marlins' system by *Baseball America* following his **2009** season which he split between Class-A affiliates **Greensboro** and **Jupiter**.
- ◆ Named by *Baseball America* as #13 prospect in Marlins system following **2008** season in Short-A **Jamestown**...Also named to New York-Penn League Mid-Season All-Star Team.
- ◆ Attended University of Nebraska...Was All-Big 12 honorable mention as a junior and had a 6-3 record and 3.39 ERA for Cornhuskers...Graduated from Valley HS (IA)...Won back-to-back state titles (2004-05)...Named first team All-State in 2005 going 9-0 with a 0.85 ERA.





**WILLIAMS  
JEREZ**

**LHP 36**

**BORN:** MAY 16, 1992  
**BIRTHPLACE:** SANTIAGO, DR  
**SIGNED THRU:** 2019

**OPENING DAY AGE:** 26  
**RESIDES:** SANTIAGO, DR  
**MLB SERVICE:** 46 DAYS

**ACQUIRED:** FROM BOSTON WITH RHP TY BUTTREY FOR INF IAN KINSLER AND CASH CONSIDERATIONS, JULY 30, 2018

**CHILDREN:** BRITTANY

**HEIGHT:** 6-4    **WEIGHT:** 205    **BATS:** L    **THROWS:** L

## JEREZ'S LIFETIME PITCHING RECORD

Year	Club	W-L	ERA	G	GS	CG	GF	SHO	SV	IP	H	R	ER	HR	HB	BB	IBB	SO	WP	BK	BAA	
2011	— Red Sox (GCL)																					
2012	— Lowell																					
2013	— Lowell																					
2014	— Red Sox (GCL)	3-1	2.22	9	0	0	5	0	1	24.1	20	8	6	0	2	5	0	27	2	2	.217	
	— Lowell	1-1	4.50	5	0	0	2	0	0	10	13	6	5	0	2	6	0	13	2	0	.310	
2015	— Greenville	3-1	2.06	14	0	0	7	0	3	39.1	43	16	9	3	1	10	0	43	3	0	.279	
	— Salem	1-0	0.73	5	0	0	2	0	0	12.1	11	2	1	0	1	4	0	12	0	0	.234	
	— Portland	1-2	3.65	22	0	0	7	0	1	37	34	15	15	2	0	17	0	31	2	0	.245	
2016	— Portland	1-6	4.71	40	0	0	10	0	0	65	70	35	34	6	2	30	2	65	6	0	.282	
2017	— Portland	2-0	3.16	29	0	0	12	0	4	51.1	50	21	18	3	1	17	1	47	2	1	.258	
	— Pawtucket	0-2	3.75	9	0	0	7	0	0	12	9	7	5	3	1	6	1	10	0	0	.209	
2018	— Pawtucket	2-1	3.63	34	0	0	13	0	5	52	48	22	21	6	1	24	2	69	5	0	.241	
	— Salt Lake	0-1	17.18	4	0	0	1	0	1	3.2	8	7	7	0	1	2	0	5	2	0	.421	
	— LAA	0-0	6.00	17	0	0	1	0	0	15	17	14	10	3	0	8	0	15	2	0	.270	
	<b>MAJOR TOTALS</b>	<b>0-0</b>	<b>6.00</b>	<b>17</b>	<b>0</b>	<b>0</b>	<b>1</b>	<b>0</b>	<b>0</b>	<b>15</b>	<b>17</b>	<b>14</b>	<b>10</b>	<b>3</b>	<b>0</b>	<b>8</b>	<b>0</b>	<b>15</b>	<b>2</b>	<b>0</b>	<b>.270</b>	
	<b>MINOR TOTALS</b>	<b>14-15</b>	<b>3.55</b>	<b>171</b>	<b>0</b>	<b>0</b>	<b>66</b>	<b>0</b>	<b>15</b>	<b>307</b>	<b>306</b>	<b>139</b>	<b>121</b>	<b>23</b>	<b>12</b>	<b>121</b>	<b>6</b>	<b>322</b>	<b>24</b>	<b>3</b>	<b>.260</b>	

## 2018 SEASON

- ◆ Made Major League debut with **Angels** Aug. 7 vs. Detroit and pitched two scoreless innings...Made 17 total appearances across two stints with Angels.
- ◆ Worked seven scoreless innings with eight strikeouts across first six Major League appearances.
- ◆ Acquired by Angels July 30 along with RHP Ty Buttrey in exchange for INF Ian Kinsler and cash considerations.
- ◆ Opened year with Triple-A **Pawtucket** and ranked fifth in International League with an 11.75 strikeouts per nine innings rate (67 strikeouts in 51.1 IP) at time of trade to Angels.
- ◆ Tossed two-or-more innings in 14 of 34 appearances for PawSox.
- ◆ Pitched in four total games across two stints with Triple-A **Salt Lake** in Angels organization.

## NOTABLE MINOR LEAGUE AWARDS AND HONORS

- ◆ **2017** Eastern League Mid-Season All-Star.
- ◆ **2016** Eastern League Mid-Season All-Star.
- ◆ **2015** *MLB.com* Organization All-Star...Red Sox Minor League Pitcher of the Year...Red Sox Minor League Pitcher of the Month (June).

## CAREER TRANSACTIONS

- ◆ June 7, 2011...Selected by **Red Sox** in second round of 2011 First-Year Player Draft (signed July 11, 2012).
- ◆ July 30, 2018...Traded by **Red Sox** to **Angels** with RHP Ty Buttrey for INF Ian Kinsler and cash considerations.

## PERSONAL/MISC

- ◆ Williams Alexander Jerez (her-EHZ).
- ◆ As part of Red Sox Rookie Development Program in January 2018, helped paint murals at the Dimock Center in Roxbury, MA, and visited patients at Boston Children's Hospital.
- ◆ Signed autographs and posed for pictures with fans at Red Sox Winter Weekend in January 2017.
- ◆ Played for Estrellas de Oriente in Dominican Winter League following 2017 season.
- ◆ Was drafted by Red Sox as an outfielder, but converted to pitching prior to 2014 season.
- ◆ Attended Grand Street Campus HS (NY)...Led New York City's Public School Athletic League with a .692 average, 36 hits, .758 OBP, and 1.385 SLG as a hitter in 2011.
- ◆ Originally signed by Red Sox scout Ray Fagnant.

JEREZ





## JEREZ'S LIFETIME PLAYING RECORD

Year	Club	AVG	G	AB	R	H	2B	3B	HR	RBI	SH	SF	HBP	BB	IBB	SO	SB	CS	GDP	SLG	OBP
2011	— Red Sox (GCL)	.248	32	129	12	32	2	3	0	12	4	1	1	6	0	33	5	3	6	.310	.285
2012	— Lowell	.241	23	83	6	20	3	0	0	5	0	0	1	3	0	13	3	1	0	.277	.276
2013	— Lowell	.176	38	119	6	21	5	1	0	8	2	0	1	3	0	23	4	1	3	.235	.203
MINOR TOTALS		.221	226	331	24	73	10	4	0	25	6	1	3	12	0	69	12	5	9	.275	.254

## CAREER FIELDING

POS	PCT	G	PO	A	E	TC	DP
P	1.000	17	0	3	0	3	0



JEREZ





**JAKE  
JEWELL**

**RHP 65**

**HEIGHT: 6-3    WEIGHT: 200    BATS: R    THROWS: R**

**BORN: MAY 16, 1993    OPENING DAY AGE: 25**  
**BIRTHPLACE: NORMAN, OK    RESIDES: NORMAN, OK**  
**SIGNED THRU: 2019    MLB SERVICE: 101 DAYS**  
**ACQUIRED: SELECTED IN THE FIFTH ROUND OF THE 2014 FIRST-YEAR PLAYER DRAFT**

## JEWELL'S LIFETIME PITCHING RECORD

Year	Club	W-L	ERA	G	GS	CG	GF	SHO	SV	IP	H	R	ER	HR	HB	BB	IBB	SO	WP	BK	BAA
2014	Angels (AZL)	1-0	1.48	9	6	0	0	0	0	30.1	23	6	5	0	1	12	0	26	4	2	.213
	Orem	0-2	8.76	3	3	0	0	0	0	12.1	22	12	12	1	2	4	0	9	2	0	.386
2015	Burlington	6-8	4.77	31	15	0	6	0	2	111.1	110	67	59	8	12	31	0	110	11	2	.263
2016	Inland Empire	2-15	6.31	28	27	0	1	0	0	137	191	110	96	10	11	65	1	104	16	2	.334
2017	Inland Empire	0-1	2.25	3	3	0	0	0	0	16	11	6	4	1	1	3	0	15	1	0	.183
	Mobile	7-8	4.84	24	23	1	1	1	0	124.2	136	73	67	14	12	41	0	81	11	1	.284
2018	Mobile	1-0	2.08	7	0	0	2	0	2	13	15	3	3	1	0	2	0	11	0	0	.313
	Salt Lake	2-4	3.60	19	0	0	12	0	3	25	23	11	10	2	1	17	0	24	2	1	.240
	LAA	0-1	9.00	3	0	0	1	0	0	2	2	2	2	0	2	1	0	1	1	0	.250
<b>MAJOR TOTALS</b>		<b>0-1</b>	<b>9.00</b>	<b>3</b>	<b>0</b>	<b>0</b>	<b>1</b>	<b>0</b>	<b>0</b>	<b>2</b>	<b>2</b>	<b>2</b>	<b>2</b>	<b>0</b>	<b>2</b>	<b>1</b>	<b>0</b>	<b>1</b>	<b>1</b>	<b>0</b>	<b>.250</b>
<b>MINOR TOTALS</b>		<b>19-38</b>	<b>4.91</b>	<b>124</b>	<b>77</b>	<b>1</b>	<b>22</b>	<b>1</b>	<b>7</b>	<b>469.2</b>	<b>531</b>	<b>288</b>	<b>256</b>	<b>37</b>	<b>40</b>	<b>175</b>	<b>1</b>	<b>380</b>	<b>47</b>	<b>8</b>	<b>.289</b>

Disabling Injuries: **2018** — Right fibula fracture; disabled June 28 - end of season

## 2018 SEASON

- ◆ Began year with Double-A **Mobile** and went 1-0 with a 2.08 ERA (13 IP – 3 ER) in seven appearances before being promoted to Triple-A **Salt Lake** April 28.
- ◆ Appeared in 17 games for Bees and went 1-4 with three saves and a 3.97 ERA (22.2 IP – 10 ER) and 21 strikeouts before receiving first promotion to Majors June 15.
- ◆ Made Major League debut with **Angels**, June 16 at Oakland and worked one scoreless inning.
- ◆ Optioned back to Salt Lake June 18 and would make two appearances for Bees before being recalled for second stint with Angels June 27.
- ◆ On June 27 at Boston, suffered season ending right fibula fracture while covering home plate on a wild pitch.
- ◆ Underwent right ankle surgery June 29 with Dr. Kenneth Jung of Kerlan-Jobe in Los Angeles.

## CAREER TRANSACTIONS

- ◆ June 6, 2014...Drafted by **Angels** in fifth round of 2014 First-Year Player Draft (signed June 9, 2014).

## PERSONAL/MISC

- ◆ Jake R. Jewell.
- ◆ Attended Norman HS (OK) and Northeast Oklahoma A&M College...Four of the seven Northeast Oklahoma A&M alumni to reach Major Leagues have played for Angels (Jewell, Johnny Ray, Mike Butcher and Jason Dickson).
- ◆ Originally signed by Angels scout Drew Chadd.
- ◆ Named by *Baseball America* as Angels #5 prospect entering 2016 season.

## CAREER FIELDING

POS	PCT	G	PO	A	E	TC	DP
P	---	3	0	0	0	0	0

JEWELL





## JAHMAI JONES

INF **87**

BORN: AUG. 4, 1997      OPENING DAY AGE: 21  
BIRTHPLACE: ROSWELL, GA      RESIDES: ROSWELL, GA  
SIGNED THRU: 2019

ACQUIRED: SELECTED BY ANGELS IN SECOND ROUND OF 2015 FIRST-YEAR PLAYER DRAFT

HEIGHT: 6-0      WEIGHT: 205      BATS: R      THROWS: R

### NON-ROSTER INVITEE

#### JONES'S LIFETIME PLAYING RECORD

Year	Club	AVG	G	AB	R	H	2B	3B	HR	RBI	SH	SF	HBP	BB	IBB	SO	SB	CS	GDP	SLG	OBP	E
2015	Angels (AZL)	.244	40	160	28	39	6	2	2	20	1	1	4	17	1	33	16	7	1	.344	.330	3
	Orem	.321	48	196	49	63	12	3	3	20	1	1	7	21	2	29	19	6	2	.459	.404	3
2017	Burlington	.242	16	62	8	15	1	0	1	10	2	1	0	5	0	13	1	0	3	.306	.294	1
	Burlington	.272	86	346	54	94	18	4	9	30	5	1	3	32	1	63	18	7	7	.425	.338	3
	Inland Empire	.302	41	172	32	52	11	3	5	17	1	0	5	13	0	43	9	6	3	.488	.368	3
2018	Inland Empire	.235	75	298	47	70	10	5	8	35	0	1	4	43	0	63	13	3	10	.383	.338	13
	Mobile	.245	48	184	33	45	10	4	2	20	0	2	2	24	0	51	11	1	2	.375	.335	13
MINOR TOTALS		.267	354	1418	251	378	68	21	30	152	10	7	25	155	4	295	87	30	28	.408	.348	39

- ◆ Jahmai Fitzgerald Jones...First name pronounced 'juh-MY'...Commonly referred to as 'Jam Jones.'
- ◆ On Twitter: @jamjones7
- ◆ **2019** marks fifth professional campaign and second invite to Major League Spring Training (also 2018).
- ◆ Named by *Baseball America* as Angels' #5 prospect in 2019 (#3 prospect in 2018)...Moved primary position from outfield to second base during 2018 Spring Training.
- ◆ Split **2018** campaign between Single-A **Inland Empire** (75 games) and Double-A **Mobile** (48 games)... Combined to bat .239 (115/482) with 80 runs, 20 doubles, nine triples, 10 home runs, 55 RBI and 24 stolen bases in 123 games...Totaled 20+ stolen bases for third straight season (24 combined stolen bases tied for third-most in LAA system; 24-for-28 on SB attempts)...Set career bests with 67 walks, 114 strikeouts, nine triples and 55 RBI.
- ◆ Named a Cal League Mid-Season All-Star...Promoted to Mobile July 10 for his first action at double-A level... Played with **Mesa** in Arizona Fall League where he slashed .321/.400/.500 in 19 games.
- ◆ Split **2017** between Single-A **Burlington** and Single-A **Inland Empire**...Logged 48 hits in his first 34 games in Cal League with a .940 OPS...Overall, combined to bat .282 (146/518) with 86 runs, 29 doubles, seven triples, 14 HR, 47 RBI and 27 stolen bases in 127 games...Named **Angels Minor League Player of the Year**... Established career bests in hits, runs, triples, HR, RBI and stolen bases.
- ◆ Produced longest hitting streak in Angels' system with a 25-game stretch from July 27-Aug. 24...From July 8-Aug. 24, hit safely in 40 of 42 games while slashing to .358/.418/.608.
- ◆ Named as Angels' #2 prospect for 2016 by *Baseball America* and the organization's top prospect in 2017...Also tabbed as an Organizational All-Star by MiLB.com in 2016 and 2017...Has been named Angels' Organizational Player of the Month on three occasions (July 2016, May 2017 & July 2017).
- ◆ Had two stops in **2016** sophomore campaign (age 19) with Rookie-level **Orem** and **Burlington**...Combined to hit .302 (78/258) with 57 runs, 13 doubles, three triples, four HR, 30 RBI and 20 stolen bases in 64 contests...Named 2016 Mid-Season All-Star in Pioneer League with Orem.
- ◆ Started professional career in **2015** with **Arizona League Angels**...Slashed to .244/.330/.344 in 40 games...Hit .194 across first eight pro games - hit .256 rest of way.
- ◆ A two-sport star at Wesleyan High School in Norcross, GA, playing both baseball and football...Had a verbal commitment to the University of North Carolina and named a 2015 Perfect Game First Team All-American.
- ◆ As a senior, he hit .464 with eight home runs, 21 RBI and 40 stolen bases and was named *Gwinnett Daily Post* Baseball Player of the Year.
- ◆ His late father, Andre Jones, was a linebacker on Notre Dame's National Championship Football Team in 1988 and played for the Canadian League's (CFL) Winnipeg Blue Bombers and NFL's Pittsburgh Steelers...His older brother, T.J. Jones (who also played football at Notre Dame) is currently a wide receiver with the Detroit Lions...His other brother, Malachi, also played in the NFL and was the 2017 Offensive Rookie of the Year in the National Arena League...Rocket Ismail, Andre's Notre Dame teammate, is Godfather to the Jones' children.
- ◆ Signed by Angels scout Todd Hogan.

JONES





**JACK  
KRUGER**

**C 98**

BORN: OCT. 26, 1994    OPENING DAY AGE: 24  
 BIRTHPLACE: LOS ANGELES, CA    RESIDES: CALABASAS, CA  
 SIGNED THRU: 2019  
 ACQUIRED: SELECTED IN 20<sup>TH</sup> ROUND OF 2016  
 FIRST-YEAR PLAYER DRAFT

HEIGHT: 6-1    WEIGHT: 195    BATS: R    THROWS: R

## NON-ROSTER INVITEE

### KRUGER'S LIFETIME PLAYING RECORD

Year	Club	AVG	G	AB	R	H	2B	3B	HR	SH	SF	HBP	BB	IBB	SO	SB	CS	GDP	SLG	OBP	E	
2016—	Orem	.330	27	103	14	34	7	1	0	14	1	2	1	6	0	11	6	1	4	.417	.366	-
	Angels (AZL)	.154	3	13	3	2	0	0	0	0	0	0	1	1	0	3	0	0	.154	.267	-	
2017—	Burlington	.232	69	267	34	62	13	2	4	23	1	2	4	21	0	54	2	1	.341	.296	6	
	Inland Empire	.255	35	137	21	35	4	1	1	16	1	2	0	18	0	26	0	0	.321	.338	6	
2018—	Inland Empire	.294	56	221	25	65	12	0	3	16	0	0	3	27	1	46	11	3	.389	.378	4	
	Mobile	.305	41	174	25	53	10	1	4	24	0	0	2	4	0	31	2	2	.443	.328	3	
<b>MINOR TOTALS</b>		<b>.274</b>	<b>231</b>	<b>915</b>	<b>122</b>	<b>251</b>	<b>46</b>	<b>5</b>	<b>12</b>	<b>93</b>	<b>4</b>	<b>6</b>	<b>11</b>	<b>77</b>	<b>1</b>	<b>171</b>	<b>21</b>	<b>7</b>	<b>.375</b>	<b>.336</b>	<b>19</b>	

- ◆ Timothy John Kruger...Originally signed by Angels' scout J.T. Zink.
- ◆ On Twitter: @jack\_kruger35
- ◆ Enters third pro campaign in **2019** with second consecutive invite to MLB Spring Training.
- ◆ Split **2018** season between Single-A **Inland Empire** and Double-A **Mobile**...In 97 combined games, hit .299 (118/395) with 50 runs, 22 doubles, one triple, seven home runs, 40 RBI and 13 stolen bases...Established career bests in several offensive categories including hits, doubles, home runs, RBI, stolen bases, OBP (.357) and slugging (.413)...His .299 clip ranked tied for fourth among all Halo farmhands.
- ◆ Named 2018 Cal League Mid-Season All-Star...Hit .400 (12/30) in final week with Inland Empire before promotion to Mobile...In first 11 games at double-A level, hit .383 (18/47) with eight runs, three doubles, three home runs and 12 RBI...Logged 16 multi-hit games in 41 contests with BayBears.
- ◆ Also posted career-best .991 fielding percentage in 83 combined games caught (3 errors in 292 total chances)...Threw out 28 of 96 basestealers on season (29%).
- ◆ Split **2017** campaign between Low-A **Burlington** and High-A **Inland Empire**...Combined to bat .240 (97/404) with 55 runs, 17 doubles, three triples, five home runs and 53 RBI in 104 games...Connected for first professional HR May 13 vs. West Michigan...Named Angels Organizational Defensive Player of the Month for August...Threw out 32% of base stealers in 2017 (43 of 134).
- ◆ Played majority of first professional campaign in **2016** with Angels' Rookie-level squad **Orem**...Hit .330 (34/103) across 27 games.
- ◆ Played junior campaign at Mississippi State University in 2016...Hit .344 (72/209) with 43 runs, 19 doubles, eight HR and 30 RBI in 54 games...Majored in management.
- ◆ Appeared in 46 games as sophomore in 2015 at Orange Coast College, hitting .310 in 168 at-bats...Earned tournament MVP honors at the California Community College Athletic Association State Championship.
- ◆ Played true freshman season in 2014 at the University of Oregon (28 games with 17 starts).
- ◆ 2013 graduate of Oaks Christian High School in Westlake Village (CA)...Earned honorable mention All-American status by Perfect Game in 2011 and 2012...Named first-team All-CIF Division IV and Ventura County Player of the Year as a senior in 2013.

KRUGER





# 2019 ANGELS



## TOMMY LA STELLA

INF **9**

HEIGHT: 5-11    WEIGHT: 180    BATS: L    THROWS: R

BORN: JAN. 31, 1989    OPENING DAY AGE: 30  
BIRTHPLACE: WESTWOOD, NJ    RESIDES: CLOSTER, NJ  
SIGNED THRU: 2019    MLB SERVICE: 4 YEARS,  
57 DAYS  
ACQUIRED: FROM CHICAGO (N.L.) IN EXCHANGE FOR A  
PLAYER TO BE NAMED LATER  
(LHP CONOR-LILLIS-WHITE)

### LA STELLA'S LIFETIME PLAYING RECORD

Year	Club	AVG	G	AB	R	H	2B	3B	HR	RBI	SH	SF	HBP	BB	IBB	SO	SB	CS	GDP	SLG	OBP	E
2011	—Rome	.328	63	232	46	76	13	5	9	40	3	4	5	26	0	28	2	2	5	.401	.543	11
2012	—Lynchburg	.302	85	298	43	90	22	5	5	56	3	10	11	36	2	24	13	2	2	.386	.460	8
	Braves (GCL)	.231	5	13	4	3	0	1	1	3	0	0	1	4	0	1	0	0	0	.444	.615	0
2013	—Lynchburg	.550	7	20	7	11	1	0	1	4	0	0	1	8	0	1	1	0	0	.690	.750	0
	Mississippi	.343	81	283	32	97	21	2	4	41	1	0	2	37	3	34	7	1	6	.422	.473	7
2014	—Gwinnett	.293	47	167	18	49	6	1	1	23	0	4	2	25	0	14	1	1	4	.384	.359	2
	ATLANTA	.251	93	319	22	80	16	1	1	31	3	1	1	36	2	40	2	1	8	.328	.317	6
2015	—CHICAGO (N.L.)	.269	33	67	4	18	6	0	1	11	0	1	1	5	0	7	2	0	1	.324	.403	1
	Tennessee (1)	.250	10	36	9	9	3	0	0	3	0	0	1	3	0	1	2	0	0	.325	.333	0
	Iowa	.333	9	33	3	11	2	1	1	6	0	1	0	4	0	3	0	0	1	.395	.545	1
2016	—CHICAGO (N.L.)	.270	74	148	17	40	12	1	2	11	0	0	2	18	1	27	0	1	2	.357	.405	5
	Tennessee	.500	2	4	1	2	0	0	0	0	0	0	1	2	0	0	0	0	0	.714	.500	1
	Iowa (1)	.273	12	44	6	12	2	0	1	3	0	0	2	0	9	0	0	2	.304	.386	0	
2017	—CHICAGO (N.L.)	.288	73	125	18	36	8	0	5	22	0	2	2	20	1	18	0	0	3	.389	.472	1
	Iowa	.218	33	110	14	24	2	0	1	6	0	1	0	10	0	22	0	1	1	.281	.264	5
2018	—CHICAGO (N.L.)	.266	123	169	23	45	8	0	1	19	0	0	2	17	1	27	0	1	5	.340	.331	4
<b>MAJOR TOTALS</b>		<b>.264</b>	<b>396</b>	<b>828</b>	<b>84</b>	<b>219</b>	<b>50</b>	<b>2</b>	<b>10</b>	<b>94</b>	<b>3</b>	<b>4</b>	<b>8</b>	<b>96</b>	<b>5</b>	<b>119</b>	<b>4</b>	<b>3</b>	<b>19</b>	<b>.345</b>	<b>.366</b>	<b>17</b>
<b>MINOR TOTALS</b>		<b>.310</b>	<b>354</b>	<b>1240</b>	<b>183</b>	<b>384</b>	<b>72</b>	<b>15</b>	<b>24</b>	<b>185</b>	<b>7</b>	<b>20</b>	<b>24</b>	<b>157</b>	<b>5</b>	<b>137</b>	<b>24</b>	<b>8</b>	<b>22</b>	<b>.392</b>	<b>.450</b>	<b>35</b>

(1) rehab assignment

**Disabling Injuries:** 2016 — Right hamstring strain; disabled June 8-July 6  
2015 — Right rib cage inflammation; disabled Apr. 9-Aug. 11

### 2018 SEASON

- ◆ In fifth big league season and fourth with the **Cubs**, set career highs in games (123), runs (23) and OBP (.340).
- ◆ Hit .312 (24/77) with a home run, 11 RBI and a .398 on-base percentage as a pinch-hitter...Led the Majors with 24 pinch-hits while his 11 pinch-hit RBI were tied with Justin Bour and Daniel Palka for most in the Majors...Set the Cubs franchise record for pinch-hits in a single season, surpassing the previous marks of Thad Bosley (20 H in 1985) and Dave Clark (20 H in 1997).
- ◆ Appeared in 26 games at third base, 15 at second base two at DH and one as a pitcher...Made first career pitching appearance July 20 vs. St. Louis, allowing three hits and one run in 1.1 innings.

### CAREER SUMMARY

- ◆ Left Cubs organization after four seasons ranking fourth in franchise history with 44 hits as a pinch-hitter...His lifetime .278 (44/158) average as a pinch-hitter ranks second in the Majors among actives (min. 150 AB), trailing only Matt Adams' .283 clip.
- ◆ Enters 2019 with a career 12.6 K% (per *FanGraphs* league average is 20%).
- ◆ Led National League rookies with 36 walks and a .328 on-base percentage in 93 games with Atlanta in 2014...Registered a .984 fielding percentage in 88 games at second base.
- ◆ Made Major League debut May 28, 2014 with Atlanta...Went 2-for-4 vs. Boston...First career hit came off former Angel John Lackey...Justin Upton started the contest in left field for the Braves...Connected for first career home run Aug. 8, 2014 off Washington's Stephen Strasburg.

### IN A PINCH

Tommy La Stella is one of eight players since the start of 2000 to tally 20 hits and 10+ RBI as a pinch-hitter in a single season.

LA STELLA



## MAJOR LEAGUE SUMMARY

### 2017

- ◆ Spent time with Triple-A **Iowa** and the **Cubs** appearing in 73 games at the big league level and 33 minor league games...Connected for a career-high five home runs in the Majors and registered a career-best .288 average.
- ◆ Posted a .488 OBP as a pinch-hitter across four stints with the Cubs, reaching base in 21-of-44 pinch-hit plate appearances...Overall hit .290 (9/31) with four doubles, seven RBI and 10 walks as a pinch-hitter.
- ◆ Played in 21 games at second base, 18 games at third and one at first.

### 2016

- ◆ In third big league season and second with **Cubs**, appeared in 74 games, then the second-most of career.
- ◆ Hit .299 (35/117) as a position player, compared to a .161 mark (5/31) in pinch-hit duties.
- ◆ Posted a .364 (12/33) with three doubles and a homer batting leadoff.

### 2015

- ◆ Limited to 33 games with the **Cubs** due to right rib cage inflammation...On the D.L. from April 9-Aug. 11.
- ◆ Was the Cubs' Opening Day second baseman.
- ◆ Hit .333 from September 2 through season's end, good for second on the Club (min. 40 at-bats).
- ◆ Played 14 games (11 starts) at second base and 12 games (six starts) at third base.

### 2014

- ◆ Began the season with Triple-A **Gwinnett** before making Major League debut with the **Braves** May 28th...Went on to appear in 93 games for Atlanta.
- ◆ 16 doubles and the .251 season average ranked fourth by an N.L. rookie (min. 300 PA) while the 81 hits ranked eighth.
- ◆ Hit .251 (80-for-319) with 22 runs, 16 doubles, one triple, one homer and 31 RBI in 93 games for Atlanta...Led N.L. rookies with 36 walks and a .328 on-base percentage (min. 300 plate appearances).
- ◆ Made major league debut, May 28 at Boston, going 2-for-4...Tallied big league hit off John Lackey.

### NO CY OF RELIEF

Despite only having 10 career home runs, La Stella has connected for homers off Max Scherzer (3-time Cy Young winner), R.A. Dickey (2012 Cy Young winner) and Stephen Strasburg (3-time All-Star).

## POSTSEASON EXPERIENCE

- ◆ Has appeared in each of last four postseasons, all with the **Cubs**, including the 2016 World Championship team... Has appeared in 12 career games and is hitless in 13 at-bats.
- ◆ Pinch-hit in the 7th inning of the **2018** N.L. Wild Card Game vs. the Rockies...Reached on catcher's interference... Marked only appearance of the game...Rockies won the contest 2-1.
- ◆ In **2017**, appeared in both the NLDS vs. Washington and NLCS vs. Los Angeles...Played in two games during the Division Series...Drew a walk as a pinch-hitter in Game 3 and reached in catcher's interference in Game 5...Cubs won the series 3-2...Went 0-for-2 in two games during the NLCS...Dodgers won the series 4-1.
- ◆ In **2016** with **Cubs**, appeared in one game during the NLDS (0-for-1) but was not on the NLCS or World Series rosters.
- ◆ Made postseason debut with the **Cubs** in **2015**...Started the N.L. Wild Card Game at third base going 0-for-2... Cubs defeated Pittsburgh to advance to the NLDS...Pinch-hit (0/1) in the Cubs clinching game (Game 4) over the Cardinals to advance to the NLCS...Appeared in four games of the NLCS vs. the Mets, going 0-for-7...Mets won the series 4-0.

### WILD CARD GAME TOTALS

Year	Club, Opp	AVG	G	AB	R	H	2B	3B	HR	RBI	SH	SF	HBP	BB	IBB	SO	SB	CS	GDP	SLG	OBP	E	
2015	— CHC, PIT	.000	1	2	0	0	0	0	0	0	0	0	0	0	0	0	1	0	0	0	.000	.000	0
2018	— CHIC COL	---	1	0	0	0	0	0	0	0	0	0	0	0	0	0	0	0	0	---	---	0	
<b>Totals</b>		<b>.000</b>	<b>2</b>	<b>2</b>	<b>0</b>	<b>0</b>	<b>0</b>	<b>0</b>	<b>0</b>	<b>0</b>	<b>0</b>	<b>0</b>	<b>0</b>	<b>0</b>	<b>0</b>	<b>0</b>	<b>1</b>	<b>0</b>	<b>0</b>	<b>.000</b>	<b>.000</b>	<b>0</b>	

### DIVISION SERIES TOTALS

Year	Club, Opp	AVG	G	AB	R	H	2B	3B	HR	RBI	SH	SF	HBP	BB	IBB	SO	SB	CS	GDP	SLG	OBP	E
2015	— CHC, STL	.000	1	1	0	0	0	0	0	0	0	0	0	0	0	1	0	0	0	.000	.000	0
2016	— CHC, SF	.000	1	1	0	0	0	0	0	0	0	0	0	0	0	0	0	0	0	.000	.000	0
2017	— CHC, WSH	---	2	0	0	0	0	0	0	0	0	0	0	1	0	0	0	0	0	---	1.000	0
<b>Totals</b>		<b>.000</b>	<b>4</b>	<b>2</b>	<b>0</b>	<b>0</b>	<b>0</b>	<b>0</b>	<b>0</b>	<b>0</b>	<b>0</b>	<b>0</b>	<b>0</b>	<b>1</b>	<b>0</b>	<b>1</b>	<b>0</b>	<b>0</b>	<b>0</b>	<b>.000</b>	<b>.333</b>	<b>0</b>

LA STELLA





### LEAGUE CHAMPIONSHIP SERIES TOTALS

Year	Club, Opp	AVG	G	AB	R	H	2B	3B	HR	RBI	SH	SF	HBP	BB	IBB	SO	SB	CS	GDP	SLG	OBP	E
2015	CHC, NYM	.000	4	7	0	0	0	0	0	0	0	0	0	0	0	1	0	0	0	.000	.000	0
2017	CHC, LAD	.000	2	2	0	0	0	0	0	0	0	0	0	0	0	1	0	0	0	.000	.000	0
<b>LCS TOTALS</b>		<b>.000</b>	<b>6</b>	<b>9</b>	<b>0</b>	<b>0</b>	<b>0</b>	<b>0</b>	<b>0</b>	<b>0</b>	<b>0</b>	<b>0</b>	<b>0</b>	<b>0</b>	<b>0</b>	<b>2</b>	<b>0</b>	<b>0</b>	<b>0</b>	<b>.000</b>	<b>.000</b>	<b>0</b>

### NOTABLE MINOR LEAGUE AWARDS AND HONORS

- ◆ **2013** Topps Double-A All-Star...*MiLB.com* Organizational All-Star....Participated in Arizona Fall League...Arizona League All-Prospect Team.
- ◆ **2012** Carolina League Mid-Season All-Star....Carolina League Player of the Week... *MiLB.com* Organizational All-Star.
- ◆ **2011** South Atlantic League Player of the Week... *MiLB.com* Organizational All-Star.

### CAREER TRANSACTIONS

- ◆ June 7, 2011...Drafted by the **Braves** in the 8th round of the First-Year Player Draft.
- ◆ Nov. 16, 2014...Traded by the **Braves** to the **Cubs** in exchange for RHP Arodys Vizcaino.
- ◆ Nov. 29, 2018...Traded by the **Cubs** to the **Angels** in exchange for a player to be named later (LHP Conor Lillis-White).

### PERSONAL/MISC

- ◆ Tommy F. La Stella.
- ◆ Began collegiate career at St. John's University...Transferred to Coastal Carolina University...Nearly won the Big South Conference triple crown in 2011... First team All-New Jersey baseball player at St. Joseph Regional High School (Montvale, NJ).
- ◆ Originally signed by Braves scout Billy Best.

### MISCELLANEOUS STATS

#### TWO-HR GAMES (1)

Aug. 26, 2017 at PHI

### CAREER FIELDING

POS	PCT	G	PO	A	E	TC	DP
1B	---	1	0	0	0	0	0
2B	.983	147	208	303	9	520	76
3B	.926	89	27	73	8	108	8
P	---	1	0	0	0	0	0

## LA STELLA'S CAREER HIGHS

	SEASON		GAME
AVG	.288 — 2017	H	3 — 11 times; last, 5/19/18 at CIN
R	23 — 2018	R	3 — 4/24/16 at CIN
H	80 — 2014	HR	2 — 8/26/17 at PHI
2B	16 — 2014	2B	2 — 3 times; last, 4/24/16 at CIN
HR	5 — 2017	RBI	2 — 9/28/16 at PHI
RBI	31 — 2014	SB	1 — 4 times, last, 8/29/15 at LAD
SB	2 — 2014 & 2015	Hit Streak	8 — Sept. 15-23, 2015

LA STELLA







**JULIAN  
LEON**

**C 97**

BORN: JAN. 24, 1996      OPENING DAY AGE: 23  
 BIRTHPLACE: HERMOSILLO, MX      RESIDES: HERMOSILLO, MX  
 SIGNED THRU: 2019  
 ACQUIRED: FROM DODGERS FOR RHP ZACH HARTMAN,  
 MARCH 30, 2017

HEIGHT: 5-11      WEIGHT: 235      BATS: R      THROWS: R

## NON-ROSTER INVITEE

### LEON'S LIFETIME PLAYING RECORD

Year	Club	AVG	G	AB	R	H	2B	3B	HR	RBI	SH	SF	HBP	BB	IBB	SO	SB	CS	GDP	SLG	OBP	E
2013	Dodgers (AZL)	.247	26	81	12	20	3	1	3	19	0	3	3	7	0	21	0	1	5	.420	.319	4
2014	Ogden	.332	63	223	39	74	14	1	12	57	0	4	6	31	0	53	1	1	3	.565	.420	4
2015	Great Lakes	.201	83	309	30	62	15	0	5	26	1	0	7	22	0	107	0	1	8	.298	.269	6
2016	R. Cucamonga	.223	61	220	28	49	12	0	8	27	0	1	3	13	0	87	0	1	4	.386	.274	11
2017	Inland Empire	.196	14	46	6	9	1	0	1	3	0	1	0	6	0	18	0	0	1	.283	.283	1
	Burlington	.304	44	161	21	49	14	0	5	23	0	1	5	17	0	41	0	0	4	.484	.386	9
2018	Inland Empire	.219	65	201	30	44	8	0	11	41	0	5	9	40	0	70	0	1	6	.423	.365	5
	Mobile	.200	2	5	1	1	0	0	0	1	0	0	0	2	0	3	0	0	0	.200	.429	0
	Salt Lake	.182	4	11	3	2	1	0	0	1	0	0	1	4	0	5	0	1	0	.273	.438	0
<b>MINOR TOTALS</b>		<b>.247</b>	<b>262</b>	<b>1257</b>	<b>170</b>	<b>310</b>	<b>68</b>	<b>2</b>	<b>45</b>	<b>198</b>	<b>1</b>	<b>15</b>	<b>34</b>	<b>142</b>	<b>0</b>	<b>405</b>	<b>1</b>	<b>6</b>	<b>31</b>	<b>.411</b>	<b>.336</b>	<b>40</b>

- ◆ Julian Francisco (Camacho) Leon (LEY-own)...On Twitter: @Juleoncamacho
- ◆ Originally signed by **Dodgers** as minor league free agent, July 2, 2012 (signed by Mike Brito).
- ◆ Has fashioned a .336 career OBP in 262 career minor league games (.247 career batting average)...Walked 46 times in 71 games in 2018...Cut down on strikeouts each season from 2015-17 (107 SO in 2015; 87 SO in 2016; 59 SO in 2017).
- ◆ **2019** marks seventh professional season and third in **Angels'** system (first LAA big league camp).
- ◆ Spent majority of **2018** season with Single-A **Inland Empire**...Played two games with Double-A **Mobile** and four contests with Triple-A **Salt Lake**, his first career action at either pro level...Missed time Aug. 7-30 on disabled list with a concussion.
- ◆ With Inland Empire, posted first career multi-HR game with two long balls August 3 vs. Modesto...Had 11 multi-RBI efforts, including season-high four RBI July 28 at San Jose.
- ◆ Caught all nine innings of IE's combined no-hitter (3 pitchers) on May 2 vs. Lake Elsinore.
- ◆ Made professional debut as a pitcher with 66ers on Sept. 2 (14-1 loss to Lake Elsinore)...Pitched final frame (8th) allowing one unearned run on three hits.
- ◆ Joined **Angels'** organization via trade with **Dodgers** (for RHP Zach Hartman), March 30, 2017...Opened 2017 season with High-A **Inland Empire** (14 games) and played rest of campaign (44 games) with Single-A **Burlington**...Started season in High-A then was sent to extended spring training.
- ◆ Enjoyed finest season as a professional in sophomore campaign in **2014**...With Rookie-Level **Ogden**, set career highs in average (.332), runs (39), hits (74), doubles (15), home runs (15) and RBI (47)...Had two five-RBI games, Aug. 21 vs. Orem and Sept. 2 vs. Idaho Falls.
- ◆ Named a 2014 Dodgers Organizational All-Star by *MLB.com* and a Pioneer League Post-Season All-Star.

LEON





# 2019 ANGELS



## JONATHAN LUCROY

# C 20

BORN: JUNE 13, 1986    OPENING DAY AGE: 32  
 BIRTHPLACE: EUSTIS, FL    RESIDES: LAFAYETTE, LA  
 SIGNED THRU: 2019    MLB SERVICE: 8 YEARS,  
 136 DAYS  
 ACQUIRED: SIGNED AS A MAJOR LEAGUE FREE AGENT,  
 DEC. 29  
 MARRIED: SARAH STOKES, JULY 7, 2010  
 CHILDREN: ELLIA, EASTON

HEIGHT: 6-0    WEIGHT: 200    BATS: R    THROWS: R

### LUCROY'S LIFETIME PLAYING RECORD

Year	Club	AVG	G	AB	R	H	2B	3B	HR	RBI	SH	SF	HBP	BB	IBB	SO	SB	CS	GDP	OBP	SLG	E
2007	—Helena	.342	61	234	35	80	18	2	4	39	0	2	1	16	0	37	0	3	8	.487	.383	4
2008	—West Virginia	.310	65	239	45	74	16	1	10	33	0	2	3	30	1	39	8	1	2	.510	.391	5
	Brevard County	.292	64	236	31	69	12	1	10	44	0	6	2	28	0	45	1	2	5	.479	.364	3
2009	—Huntsville	.267	125	419	61	112	32	2	9	66	1	6	2	78	1	66	1	1	14	.418	.380	7
2010	—Huntsville	.452	10	42	8	19	3	0	0	5	1	0	0	4	0	3	0	0	0	.524	.500	1
	Nashville	.238	21	80	8	19	4	0	2	11	0	0	0	3	0	14	0	0	4	.363	.265	2
	MIL	.253	75	277	24	70	9	0	4	26	0	1	1	18	1	44	4	2	9	.329	.300	5
2011	—Huntsville	.273	4	11	3	3	1	0	0	4	0	0	0	6	0	1	1	0	0	.364	.529	0
	MIL	.265	136	430	45	114	16	1	12	59	4	3	2	29	0	99	2	1	7	.391	.313	7
2012	—MIL	.320	96	316	46	101	17	4	12	58	1	3	4	22	1	44	4	1	12	.513	.368	7
	Wisconsin	.333	4	12	0	4	1	0	0	2	0	0	0	1	0	0	1	0	2	.417	.385	1
	Nashville	.429	2	7	4	3	0	0	0	1	0	0	1	0	0	1	1	0	0	.429	.500	0
2013	—MIL	.280	147	521	59	146	25	6	18	82	0	8	5	46	2	69	9	1	16	.455	.340	10
2014	—MIL	.301	153	585	73	176	53★	2	13	69	0	2	2	66	3	71	4	4	13	.465	.373	5
2015	—MIL	.264	103	371	51	98	20	3	7	43	1	6	1	36	0	64	1	0	18	.391	.326	8
	Brevard County	.250	4	16	3	4	0	0	0	1	0	0	0	2	0	0	0	0	0	.250	.333	0
2016	—MIL	.299	95	338	48	101	17	3	13	50	0	4	1	33	3	70	5	0	12	.482	.359	6
	TEX	.276	47	152	19	42	7	0	11	31	0	0	2	14	2	30	0	0	4	.539	.345	0
2017	—TEX	.242	77	281	27	68	15	0	4	27	0	2	4	19	0	32	1	0	10	.338	.297	1
	COL	.310	46	142	18	44	6	3	2	13	0	2	4	27	6	19	0	0	6	.437	.429	3
2018	—OAK	.241	126	415	41	100	21	1	4	51	1	6	3	29	1	65	0	0	12	.325	.291	10
<b>MAJOR TOTALS</b>		<b>.277</b>	<b>1101</b>	<b>3828</b>	<b>451</b>	<b>1060</b>	<b>206</b>	<b>23</b>	<b>100</b>	<b>509</b>	<b>7</b>	<b>37</b>	<b>29</b>	<b>339</b>	<b>19</b>	<b>607</b>	<b>30</b>	<b>9</b>	<b>119</b>	<b>.421</b>	<b>.337</b>	<b>23</b>
<b>MINOR TOTALS</b>		<b>.299</b>	<b>360</b>	<b>1296</b>	<b>198</b>	<b>387</b>	<b>87</b>	<b>6</b>	<b>35</b>	<b>206</b>	<b>2</b>	<b>16</b>	<b>9</b>	<b>168</b>	<b>2</b>	<b>206</b>	<b>13</b>	<b>7</b>	<b>35</b>	<b>.456</b>	<b>.379</b>	<b>52</b>

★ led or tied for league lead

**Disabling Injuries:** 2015 — Fractured left great toe; disabled April 21-May 31  
 2012 — Fractured right hand; disabled May 28 - July 25  
 2011 — Fractured right pinkie finger; disabled March 30 (retro to March 22) - April 11

### 2018 SEASON

- ◆ In ninth Major League season and first with the **Athletics**, led American League catchers in games caught (125), innings caught (1,066.1), starts (119) and caught stealing (28)...Caught stealing mark was the second-highest of career (29 CS in 2016) and were the most by an A's backstop since 2001 (Ramon Hernandez, 33 CS).
- ◆ Set the assists record for Oakland catchers (83), topping the previous mark set by Jim Essian (78) in 1978...The 83 assists were the most by an A's catcher since Frankie Hayes (89) in 1944.
- ◆ Breached the 100 hit mark for the seventh time in career...is one of three catchers (min. 50% of games at catcher) to log at least 100 hits seven-or-more times since 2011: Yadier Molina (8 times) and Buster Posey (7).

### CAREER SUMMARY

- ◆ Two-time All-Star (2014 & 2016) begins first season with the **Angels**...Since making debut in 2010, ranks third among Major League catchers in several offensive categories including, batting average (.277), hits (1,060), extra-base hits (329) and OPS (.758), trailing only Buster Posey and Yadier Molina, respectively, in each category.
- ◆ Has registered a 28.1 caught stealing percentage since 2010, good for second in the Majors (min. 1,000 G), trailing only Yadier Molina's 37.8 mark.
- ◆ One of four catchers to log 20 doubles each season since 2013: Yadier Molina, Buster Posey and Salvador Perez.

### CAUGHT IN THE ACT

Most Catcher Caught Stealing Since 2010:

205	Jonathan Lucroy
183	Russell Martin
182	Yadier Molina
162	Matt Wieters
161	Buster Posey



- ◆ Tallied 1,000th career hit June 1, 2018 at Kansas City...One of 14 catchers since 2000 to tally 1,000 hits and just the third since 2010 (Yadier Molina and Buster Posey).
- ◆ Finished fourth in the N.L. MVP voting in 2014 (Clayton Kershaw) after leading the league with 53 doubles...For more info, see 2014 season summary.
- ◆ Played for Team USA during the 2013 and 2017 World Baseball Classics...Helped 2017 Club capture championship.
- ◆ Made Major League debut May 21, 2010 vs. Minnesota...Singled in first at-bat (pinch-hit for George Kottaras) off Nick Blackburn...Connected for first big league homer off Ryan Roland-Smith, June 25, 2010 vs. Seattle.

## MAJOR LEAGUE SUMMARY

### 2017

- ◆ Spent time with both **Texas** and **Colorado**, combining to hit .265 (112/423) with 21 doubles, three triples, six home runs and 40 RBI...Acquired by the Rockies July 30 for a player to be named later (OF Pedro Gonzalez)...Marked fifth straight season with at least 20 doubles.
- ◆ Registered a .995 fielding percentage, good for sixth in the Majors by a catcher and posted a 27% caught stealing percentage.

### 2016

- ◆ Logged a career-high 24 home runs in a season spent with the **Brewers** and **Rangers**...Combined to hit .292 (112/423) between the two Clubs.
- ◆ Led all MLB catchers (totals as a catcher only) in RBI (80), total bases (239) and slugging (.530) and was tied for first in extra base hits (50) and triples (3) and second in OBP (.366) and home runs (24).
- ◆ Tabbed as a National League All-Star (Petco Park) for the second time in career...Entered the game in the 5th inning...Finished the game at catcher and went 1-for-1 with a single.
- ◆ At the time of trade from Milwaukee to Texas, ranked second on the Club in average (.299) and RBI (50) and third in home runs (13) and hits (101).
- ◆ Named Milwaukee's Heart and Hustle Award winner.

### 2015

- ◆ Limited to 103 games in sixth season with **Milwaukee** due to a fractured left toe suffered in April and a concussion in mid-September.
- ◆ Made starts at catcher (86), first base (5) and DH (1)...Threw out 24 of 94 would-be base stealers (25.5%).
- ◆ Named Milwaukee's Heart and Hustle Award winner...Also received the Brewers Good Guy Award.

### 2014

- ◆ Led the Majors in doubles (53) during fifth season with the **Brewers**...Was the first primary catcher in MLB history to lead his league in doubles (since 1900)...The 53 doubles tied the Milwaukee franchise record (Lyle Overbay, 2004).
- ◆ Was the first catcher in Major League history to hit .300 with 50 or more doubles.
- ◆ Finished fourth in the N.L. MVP voting (Clayton Kershaw) with 167 points.
- ◆ Set the Brewer franchise record for most hits by a catcher (176).
- ◆ Named MLB's Heart and Hustle Award winner...Also received the Brewers Good Guy Award.

### 2013

- ◆ In fourth season as a **Brewer**, set career highs with 82 RBI and six triples...The 82 RBI were the fourth most by a catcher in franchise history trailing only Ted Simmons (108 in 1983 and 97 in 1982) and Dave Nilsson (84 in 1996).
- ◆ Had 76 RBI as a catcher, tied for the M.L. lead with Yadier Molina and Matt Wieters.
- ◆ The six triples were the most by a M.L. catcher since Miguel Olivo in 2010 and the most by a backstop outside of Colorado since the Cubs' Michael Barrett in 2004 (6 3B's).
- ◆ Also received the Brewers Good Guy Award.

### 2012

- ◆ Sideline with right wrist fracture, limiting him to 96 games during third season with **Milwaukee**.
- ◆ Hit .389 (37/95) with RISP, including a M.L.-best .514 (18/35) prior to D.L. stint.
- ◆ Tallied a pair of 7-RBI games May 20 vs. Minnesota and Aug. 30 at Chicago...Became the first catcher in M.L. history with a pair of 7-RBI games in one season and the fifth catcher in history with two 7-RBI games at any point in their careers.

### 2011

- ◆ In first full season with the **Brewers**, appeared in 114 games after starting the season on the D.L...Despite D.L. time, was the first Brewer catcher with more than 110 hits in a season since Jason Kendall in 2008 (127) and just the third in franchise history with 110 hits and 10+ home runs, joining Ted Simmons and Johnny Estrada.

MOST 2B'S IN A SEASON BY A CATCHER			
(DURING GAMES CAUGHT ONLY)			
2B's	Player	Team	Year
46	Jonathan Lucroy	MIL	2014
45	Ivan Rodriguez	TEX	1996
44	Yadier Molina	STL	2013





## 2010

- ◆ After starting the season with Double-A **Huntsville** and Triple-A **Nashville**, had contract selected by the **Brewers** May 21st...Made 74 starts at catcher the rest of the year...Threw out 15 of 52 runners attempting to steal (28.8%).
- ◆ Made Major League debut May 21st at Minnesota, collecting first hit as a pinch-hitter off Nick Blackburn in first plate appearance...Logged first career M.L. homer off Ryan Rowland-Smith June 25 vs. Seattle.
- ◆ His .253 (70/277) average was the third highest by a rookie catcher in Brewers history (min. 275 PA): B.J. Surhoff (.299, 1987) and Darrell Porter (.254, 1973).

## POSTSEASON SUMMARY

- ◆ Veteran of four postseasons owns a career .235 (12/51) average with three doubles, a home run and six RBI...Has participated in each of the last three postseasons (2016-2018).
- ◆ In **2018** playoffs with the **A's**, started the A.L. Wild Card Game at Yankee Stadium at catcher and batting 9th...Went 1-for-4...Oakland lost the game 7-2.
- ◆ In **2017** playoffs with the **Rockies**, started the N.L. Wild Card Game at Arizona, catching all eight innings...Went 2-for-3 in the contest with two doubles, an RBI and two runs scored...Was the seventh Rockies player (eighth time) to record multiple extra-base hits in a postseason game...Rockies lost the game 8-11.
- ◆ In **2016**, returned to the postseason for the third time and first with the **Rangers**...Started all three games at catcher for Texas, going 1-for-12 vs. Blue Jay pitching...Toronto won the series 3-0.
- ◆ Made postseason debut with the **Brewers** in **2011**...Combined to hit .250 (8/32) with a home run and five RBI across 10 postseason games...During NLDS vs. Arizona, went 3-for-15 (.200) with two RBI and a run scored...Brewers won the series 3-2...Advanced to play St. Louis in the NLCS...Posted a .294 (5/17) clip with a double, home run and three RBI...Homered off Edwin Jackson in Game 6 loss to Cardinals in deciding game of the NLCS...Cardinals won the series 4-2.

### WILD CARD GAME TOTALS

Year	Club, Opp	AVG	G	AB	R	H	2B	3B	HR	RBI	SH	SF	HBP	BB	IBB	SO	SB	CS	GDP	SLG	OBP	E
2017	— COL, ARI	.667	1	3	2	2	2	0	0	1	0	0	0	1	0	0	0	0	0	1.333	.750	0
2018	— OAK, NYY	.250	1	4	0	1	0	0	0	0	0	0	0	0	0	2	0	0	0	.250	.250	0
<b>Totals</b>		<b>.383</b>	<b>2</b>	<b>7</b>	<b>2</b>	<b>3</b>	<b>2</b>	<b>0</b>	<b>0</b>	<b>1</b>	<b>0</b>	<b>0</b>	<b>0</b>	<b>1</b>	<b>0</b>	<b>2</b>	<b>0</b>	<b>0</b>	<b>0</b>	<b>.714</b>	<b>.500</b>	<b>0</b>

### DIVISION SERIES TOTALS

Year	Club, Opp	AVG	G	AB	R	H	2B	3B	HR	RBI	SH	SF	HBP	BB	IBB	SO	SB	CS	GDP	SLG	OBP	E
2011	— MIL, ARI	.200	4	15	1	3	0	0	0	2	0	0	0	0	0	5	0	0	0	.200	.200	0
2016	— TEX, TOR	.083	3	12	1	1	0	0	0	0	0	0	0	0	0	2	0	0	0	.083	.083	0
<b>Totals</b>		<b>.148</b>	<b>7</b>	<b>27</b>	<b>2</b>	<b>4</b>	<b>0</b>	<b>0</b>	<b>0</b>	<b>2</b>	<b>0</b>	<b>0</b>	<b>0</b>	<b>0</b>	<b>0</b>	<b>7</b>	<b>0</b>	<b>0</b>	<b>0</b>	<b>.148</b>	<b>.148</b>	<b>0</b>

### LEAGUE CHAMPIONSHIP SERIES TOTALS

Year	Club, Opp	AVG	G	AB	R	H	2B	3B	HR	RBI	SH	SF	HBP	BB	IBB	SO	SB	CS	GDP	SLG	OBP	E
2011	— MIL, STL	.294	6	17	2	5	1	0	1	3	0	0	0	0	0	3	0	0	0	.529	.294	0

## NOTABLE MINOR LEAGUE AWARDS AND HONORS

- ◆ **2009** Mid-Season Southern League All-Star...Participated in the Arizona Fall League.
- ◆ **2008** Mid-Season South Atlantic League All-Star.
- ◆ **2007** Post-Season Pioneer League All-Star...*Baseball America* Rookie All-Star...Participated in the Hawaiian Winter League.

## CAREER TRANSACTIONS

- ◆ June 7, 2007...Drafted by the **Brewers** in the 3rd round of the First-Year Player Draft.
- ◆ Aug. 1, 2016...Traded by the **Brewers** with RHP Jeremy Jeffress to the **Rangers** in exchange for OF Lewis Brinson and RHP Luis Ortiz and a player to be named later (OF Ryan Cordell).
- ◆ July 30, 2017...Traded by the **Rangers** to the **Rockies** for a player to be named later (OF Pedro Gonzalez).
- ◆ Mar. 12, 2018...Signed a one-year contract with the **A's**.
- ◆ Dec. 29, 2018...Signed a one-year contract with the **Angels**.





## PERSONAL/MISC

- ◆ Jonathan Charles Lucroy...On Twitter: @JLucroy20
- ◆ Played for Team USA during the 2013 World Baseball Classic.
- ◆ Nominated as Milwaukee's nominee for the Roberto Clemente Award in 2013.
- ◆ Much of focus outside of baseball is on military outreach in honor of college roommate, John Coker, who was wounded by gunfire while serving in the Army National Guard in Afghanistan...Participated in Stars and Stripes Honor Flight in November 2014 and 2015...Program flew World War II, Korean War and terminally-ill veterans to Washington, DC to visit their respective memorials... Supported Fisher House Wisc., a facility for military veterans and their families receiving treatment at the Milwaukee VA...with Brewers, provided tickets to military families...From 2011-13, provided \$5,000 scholarships to military families.
- ◆ Donated \$10,000 in 2014 to the Open Arms Home, whose mission is to provide a loving residential environment that serves the emotional, physical and developmental needs for orphaned, abandoned and disadvantaged children in the Eastern Cape of South Africa.
- ◆ Attended president Obama's State of the Union Address in 2014 as a guest of Senator Ron Johnson.
- ◆ Active with the Make-A-Wish Foundation, granting wishes and visiting hospitals.
- ◆ Played three seasons at University of Louisiana-Lafayette, setting career school records with 54 doubles, 184 RBI and 414 total bases while ranking second in hits.
- ◆ In 2011, brother David was drafted by the Brewers in the 29th round but chose to play in college...Drafted by the Brewers again in the 20th round of the 2015 draft...David pitched in two seasons (2015 & 2016) in the minors for Milwaukee reaching adv.-A in 2016.

## MISCELLANEOUS STATS

### TWO-HR GAMES (8)

Aug. 12, 2016 vs. Detroit  
 July 22, 2014 vs. Cincinnati  
 Aug. 20, 2012 vs. Chicago (N.L.)

Aug. 6, 2016 at Houston  
 June 17, 2014 at Arizona  
 May 20, 2012 vs. Minnesota

Aug. 25, 2016 at Cleveland  
 May 31, 2013 at Philadelphia

### CAREER GRAND SLAMS (4)

July 23, 2018 at Texas  
 May 20, 2012 vs. Minnesota

June 17, 2014 at Arizona

Aug. 30, 2012 at Chicago (N.L.)

### CAREER WALK-OFF HITS / RBI (7)

July 21, 2018 vs. SF (RBI-single; 11th)  
 Sept. 16, 2016 vs. OAK (RBI-single; 9th)  
 Aug. 16, 2013 vs. CIN (2-run HR; 9th)  
 May 28, 2011 vs. SF (RBI-single; 9th)

June 17, 2018 vs. LAA (RBI-single; 11th)  
 July 22, 2014 vs. CIN (solo home run; 9th)  
 Apr. 1, 2013 vs. COL (sac fly; 10th)

## WORLD BASEBALL CLASSIC TOTALS

Year	Club	AVG	G	AB	R	H	2B	3B	HR	RBI	SO	SB	SLG	OBP
2013	United States	.500	3	5	2	2	0	0	0	1	0	0	.400	.500
2017	United States	.267	4	15	1	4	0	0	0	1	3	0	.267	.294

## CAREER FIELDING

POS	PCT	G	PO	A	E	TC	DP	PB
C	.993	1004	7334	536	59	7929	51	43
1B	.990	47	269	14	3	286	23	

## LUCROY'S CAREER HIGHS

SEASON		GAME	
AVG	.301 — 2014	H	5 — 5/31/13 at PHI
H	176 — 2014	HR	2 — 8 times, last, 8/12/16 vs. DET
R	73 — 2014	R	3 — 9 times, last, 6/1/18 vs. KC
BB	66 — 2014	BB	3 — 6 times; last, 9/27/17 vs. MIA
2B	53 — 2014	2B	3 — 4/19/14 at PIT
HR	24 — 2016	RBI	7 — 2 times; last, 8/30/12 at CHC
RBI	82 — 2013	Hit Streak	11 — Aug. 21-Sept. 3, 2015

LUCROY





## BRENNON LUND

# OF 81

BORN: NOV. 27, 1994  
BIRTHPLACE: SALT LAKE CITY, UT

OPENING DAY AGE: 24  
RESIDES: SOUTH JORDAN, UT

SIGNED THRU: 2019

ACQUIRED: SELECTED IN 11TH ROUND OF 2016 FIRST-YEAR PLAYER DRAFT

MARRIED: SYDNEY BRICKER, DEC. 17, 2016

HEIGHT: 5-9    WEIGHT: 185    BATS: L    THROWS: R

### NON-ROSTER INVITEE

#### LUND'S LIFETIME PLAYING RECORD

Year	Club	AVG	G	AB	R	H	2B	3B	HR	RBI	SH	SF	HBP	BB	IBB	SO	SB	CS	GDP	SLG	OBP	E
2016	Orem	.397	18	73	15	29	3	0	2	11	2	0	2	7	0	11	7	2	0	.521	.463	1
	Burlington	.271	45	181	19	49	9	2	1	19	4	2	1	12	0	33	8	1	4	.359	.316	1
2017	Burlington	.306	46	173	25	53	7	4	2	18	1	0	3	24	1	26	14	3	3	.425	.400	2
	Inland Empire	.321	46	196	26	63	11	0	3	23	0	1	5	16	0	41	5	4	3	.423	.385	3
	Mobile	.287	29	122	17	35	3	0	1	6	0	2	2	3	0	33	1	2	0	.336	.310	1
2018	Mobile	.264	100	401	63	106	20	6	8	59	1	2	6	43	0	102	21	5	6	.404	.343	3
<b>MINOR TOTALS</b>		<b>.292</b>	<b>284</b>	<b>1146</b>	<b>165</b>	<b>335</b>	<b>53</b>	<b>12</b>	<b>17</b>	<b>136</b>	<b>8</b>	<b>7</b>	<b>19</b>	<b>105</b>	<b>1</b>	<b>246</b>	<b>56</b>	<b>17</b>	<b>16</b>	<b>.404</b>	<b>.359</b>	<b>11</b>

LUND

- ◆ Brennon Reed Lund...Signed by Angels scout Chad Hermansen...On Twitter: @lunder5
- ◆ Enters fourth professional season in **2019** with first MLB camp invite (played two spring games with LAA previously, one in 2017 and one in 2018)...Rated as #17 LAA prospect for 2019 by MLB.com (#5 outfielder).
- ◆ In 284 minor league games, batting .292 (335/1146) with 165 runs, 53 doubles, 12 triples, 17 HR, 136 RBI and 56 stolen bases (.359 OBP)...Has logged six 4-hit games across first four professional seasons...Has 20 outfield assists thru first four campaigns.
- ◆ Spent **2018** with Double-A **Mobile**...After a slow start in April & May (40 games, .240; 37/154), hit .279 (69/247) rest of way (60 games)...Batted .283 (30/106) in June, collecting 24 RBI in 25 games with 15 extra-base hits.
- ◆ Established several career highs in 2018 including triples (6), home runs (8), walks (46 - tied), RBI (59) and stolen bases (21) despite missing over a month (Aug. 14-Sept. 21) on disabled list with left shoulder subluxation...Led BayBears in at bats, runs, hits, triples and stolen bases...21 SBs ranked fifth among Halo farmhands.
- ◆ Logged first career multi-HR game and matched career-high five RBI July 6 vs. Jacksonville...Had six consecutive two-hit games, May 4-15...Put up three straight 3-hit games, June 4-6 (9-for-16 with 7 RBI), and went 10-for-15 (2 2B, HR, 4 RBI) over a three-game span from July 31-Aug. 3.
- ◆ Posted 34 multi-hit games, including 3+ hits on 11 occasions and two career-high tying four-hit games...Put together three hit streaks of 7+ games...Hit safely in 15 of 16 contests (June 23-July 10) batting .343 (23/67) with six doubles, two triples, four home runs and 20 RBI.
- ◆ In **2017**, enjoyed breakout season playing at three levels of LAA system - Single-A **Burlington**, High-A **Inland Empire** and Double-A **Mobile**...In 121 combined contests, slashed .308/.373/.403 with 68 runs, 21 doubles, four triples, six home runs, 47 RBI and 20 stolen bases...Set career bests in games, hits (151), runs, walks (46), OBP (.373), OPS (.776) and total bases (198)...308 clip ranked 10th in LAA system.
- ◆ Spent first two months with **Burlington** (.306, 7 2B, 4 3B, 2 HR, 18 RBI) before promotion to **Inland Empire** June 1...Hit .350 (50/143) across first 33 games with 66ers (hit safely in 16 of first 33 games)...Of those 33 games, 23 were multi-hit efforts...Finished with .321 average in 46 affairs with 66ers.
- ◆ Promoted again Aug. 3 to **Mobile**...Gathered hits in each of first 13 games with an at-bat for a .429 (21/49) clip...All told, hit in 22 of 28 games with an at-bat for BayBears with 13 multi-RBI games...Struggled to a .194 (14/73) mark over final 16 games...Finished season at .287 with (.310 OBP) with three doubles, one home run, six RBI, three walks and 33 strikeouts.
- ◆ Started professional career in **2016** with Rookie-Level **Orem**...Went 2-for-3 (2 R, HR) in first pro game (June 17 vs. Grand Junction) and logged four hits next day...Hit safely in 14 of first 15 pro games (.529 & .619 OBP in first 19 plate appearances) batting .475 (28/59) with 10 multi-hit games (two 4-hit efforts)...Only played 18 games with Orem before promotion to **Burlington** finishing with slash line of .397/.463/.521.
- ◆ Hit safely in first eight games (and 10 of first 11) with Burlington (.412; 14/34), including 3-hit efforts in each of first two contests (totaled six games with 3+ hits with Bees)...Set career high with five RBI Aug. 2 vs. Cedar Rapids.
- ◆ All told, combined to hit .307 (78/254) with 34 runs, 12 doubles, two triples, three home runs, 30 RBI and 15 stolen bases in 63 games of first pro season.
- ◆ Hit leadoff and played center for three seasons (2014-16) for Brigham Young University (BYU)...Batted .335 (222/663) with 126 runs, 33 doubles, 8 triples, 3 HR, 78 RBI and 32 SBs in 150 games (.394 OBP)...As a junior, led Cougars in batting average (.387), hits (94), runs (56), doubles (19), triples (5) and stolen bases (15)...Named 2016 All-WCC First Team...Also named First Team All-WCC and Freshman All-WCC in 2014...Majoried in exercise and wellness.
- ◆ Prepped at Bingham High School where he was a 2013 Preseason All-American, All-state and All-region...Voted team MVP and outstanding hitter...Team won 2013 5A State Championship.
- ◆ Father Kelly played baseball for University of Utah in 1981 and mother Cathy played volleyball for Southern Utah University.



**LUIS  
MADERO**

**RHP 73**

BORN: APR. 15, 1997    OPENING DAY AGE: 21  
 BIRTHPLACE: MARACAY, VZ    RESIDES: MARACAY, VZ  
 SIGNED THRU: 2019  
 ACQUIRED: FROM ARIZONA FOR RHP  
 DAVID HERNANDEZ, JULY 31, 2017

**HEIGHT: 6-3    WEIGHT: 185    BATS: R    THROWS: R**

## MADERO'S LIFETIME PITCHING RECORD

Year	Club	W-L	ERA	G	GS	CG	GF	SHO	SV	IP	H	R	ER	HR	HB	BB	IBB	SO	WP	BK	BAA
2014	D-backs (DSL)	6-4	2.70	13	13	0	0	0	0	66.2	46	21	20	0	13	22	0	76	8	0	.192
2015	D-backs (AZL)	5-5	2.30	13	2	0	0	0	0	54.2	40	21	14	0	1	14	0	46	5	2	.204
2016	— Missoula	0-2	11.07	5	5	0	0	0	0	20.1	32	26	25	3	5	15	0	9	4	0	.364
	D-backs (AZL)	3-2	3.61	9	6	0	0	0	0	42.1	46	19	17	2	2	15	0	34	5	1	.275
2017	— Missoula	3-1	3.99	5	5	0	0	0	0	29.1	29	16	13	3	3	6	0	28	1	0	.261
	Hillsboro	1-1	8.24	4	4	0	0	0	0	19.2	28	22	18	2	3	5	0	17	0	0	.337
	Burlington	1-2	7.76	6	6	0	0	0	0	26.2	42	24	23	3	0	9	0	18	2	2	.362
2018	— Burlington	2-7	4.26	14	14	0	0	0	0	61.1	69	33	29	5	3	15	0	49	6	0	.283
	Inland Empire	2-1	2.44	9	9	0	0	0	0	44.1	41	14	12	3	1	12	0	46	3	0	.246
<b>MINOR TOTALS</b>		<b>23-25</b>	<b>4.21</b>	<b>78</b>	<b>64</b>	<b>0</b>	<b>0</b>	<b>0</b>	<b>0</b>	<b>365.1</b>	<b>373</b>	<b>196</b>	<b>171</b>	<b>21</b>	<b>31</b>	<b>113</b>	<b>0</b>	<b>323</b>	<b>34</b>	<b>5</b>	<b>.264</b>

## 2018 SEASON

- ◆ Made 14 starts for Class-A **Burlington** before being promoted to Adv.-A **Inland Empire** in July.
- ◆ Pitched to a 2.31 ERA (35 IP - 9 ER) across first eight starts for Bees...Allowed two-or-fewer earned runs in each contest.
- ◆ Combined ERA of 3.49 (105.2 IP - 41 ER) ranked second (min. 100 IP) in Angels organization and his 1.297 WHIP ranked fourth.
- ◆ Held opponents to a .188 (38/202) combined batting average with runners on base.
- ◆ Recorded season-high nine strikeouts in final start of year Aug. 28 vs. Lake Elsinore.
- ◆ Selected to **Angels** 40-man roster, Nov. 20.

## NOTABLE MINOR LEAGUE AWARDS AND HONORS

- ◆ **2018** Midwest League Mid-Season All-Star.

## CAREER TRANSACTIONS

- ◆ Oct. 1, 2013...Signed by **Diamondbacks** as international free agent
- ◆ July 31, 2017...Acquired by **Angels** from **Diamondbacks** for RHP David Hernandez.

## PERSONAL/MISC

- ◆ Luis Alejandro (Sanabria) Madero.
- ◆ Named by **Baseball America** as having best control in Angels system following the 2018 seasons.
- ◆ Originally signed by Diamondbacks scouts Marlon Urdaneta and Andres Garcia.

MADERO





## BRANDON MARSH

### OF 89

BORN: DEC. 18, 1997

OPENING DAY AGE: 21

BIRTHPLACE: BUFORD, GA

RESIDES: BUFORD, GA

SIGNED THRU: 2019

ACQUIRED: SELECTED IN SECOND ROUND OF 2016 FIRST-YEAR PLAYER DRAFT

HEIGHT: 6-4

WEIGHT: 215

BATS: L

THROWS: R

### NON-ROSTER INVITEE

#### MARSH'S LIFETIME PLAYING RECORD

Year	Club	AVG	G	AB	R	H	2B	3B	HR	RBI	SH	SF	HBP	BB	IBB	SO	SB	CS	GDP	SLG	OBP	E	
2016—																							
2017—	Orem	.350	39	177	47	62	13	5	4	44	0	1	5	9	1	35	10	2	1	.548	.396	0	
2018—	Burlington	.295	34	132	26	39	12	1	3	24	0	1	0	21	2	40	4	0	2	.470	.390	3	
	Inland Empire	.256	93	371	59	95	15	6	7	46	0	1	1	52	1	118	10	4	2	.385	.348	5	
<b>MINOR TOTALS</b>		<b>.288</b>	<b>166</b>	<b>680</b>	<b>132</b>	<b>196</b>	<b>40</b>	<b>12</b>	<b>14</b>	<b>114</b>	<b>0</b>	<b>3</b>	<b>6</b>	<b>82</b>	<b>4</b>	<b>193</b>	<b>24</b>	<b>6</b>	<b>5</b>	<b>.444</b>	<b>.368</b>	<b>8</b>	

- ◆ Brandon Chase Marsh...Signed by Angels scout Todd Hogan...On Twitter: @brandon\_marsh22
- ◆ Enters fourth professional season in **2019** (DNP in 2016; stress fracture in back) with first MLB camp invite... Considered one of top athletes in Angels' organization with five-tool potential...Ranked as #3 prospect in LAA system for 2019 by *Baseball America*...Ranked as #85 overall in minor leagues by *Baseball America* for 2018.
- ◆ In 166 minor league games, batting .288 (196/680) with 132 runs, 40 doubles, 12 triples, 14 home runs, 114 RBI and 24 stolen bases (.368 OBP).
- ◆ Played first full professional season in **2018**...Opened campaign at Low-A **Burlington** before a promotion to High-A **Inland Empire** in mid-May...Combined to play 127 games batting .266 (134/503) with 85 runs, 27 doubles, seven triples, 10 home runs, 70 RBI, 73 walks and 14 stolen bases (14 of 18)...70 RBI ranked fifth among Halo farmhands.
- ◆ With **Burlington**, slashed .295/.390/.470 in 34 games...Named Angels' Organizational Player of Month for April (.299; 20/67, 14 R, 5 2B, HR, 11 RBI, 4 SB, .855 OPS).
- ◆ Logged first career multi-HR game with two long balls on May 1 vs. Dayton (3-for-6, 2 R, 2 HR, 4 RBI)...Posted career-best seven RBI April 20th vs. Quad Cities (grand slam in 8th inning)...Had 12 multi-hit efforts in 34 games with Bees, including five 3-hit showings.
- ◆ Joined **Inland Empire** May 19...Scuffled to .073 (3/41) clip in first 10 games (4 BB, 11 K)...Proceeded to hit .320 (16/50) with 12 RBI his next 12 games.
- ◆ Ended up with 22 multi-hit games with 66ers, including three 4-hit tallies to match career high...Hit safely in 29 of 34 affairs from June 16-July 26 (.313; 42/134)...Went 4-for-6 with four runs (1 HR, 3 RBI) in final game of season.
- ◆ Named Organizational Defensive Player of Month for June...Had 10 outfield assists in 2018.
- ◆ In **2017**, made professional debut with Short-Season **Orem**...Limited to 39 games with a thumb sprain (injured on a slide stealing second base, June 28 at Ogden)...Returned to action one month later (July 28) and homered in consecutive games, July 29-30.
- ◆ Slashed .350/.396/.548 for Owlz (22 extra-base hits)...Opened pro career with 10-game hit streak (.467; 21/45, 21 R, 3 2B, 2 3B, 3 HR, 13 RBI, 4 SB) and had hits in 13 of first 14 games...Totaled 11 hits in first four pro contests.
- ◆ Final numbers for initial pro season: .350 (62/177), 47 R, 13 2B, 5 3B, 4 HR, 44 RBI, 10 SB...Did not commit an error in 37 outfield games (76 total chances).
- ◆ In **2016**, a post-draft medical report revealed a stress fracture in his back...Did not play that summer in Angels system.
- ◆ Prepped at Buford High School (Buford, GA)...Was a three-sport star in baseball, football and basketball...A standout wide receiver and cornerback who helped his high school team win Georgia AAAA state championships in 2013 and 2014.
- ◆ Focused solely on baseball senior year in 2016...Named Player of Year for 4A All-Region Team after finishing senior campaign with a .559 average, 66 hits and 25 RBI...Buford finished as state runner-up.
- ◆ Was a Kennesaw State University (Kennesaw, Ga) commit before signing with Angels.

MARSH







**ALEX MEYER**

**RHP 23**

**BORN:** JAN. 3, 1990  
**BIRTHPLACE:** GREENSBURG, IN  
**SIGNED THRU:** 2019

**OPENING DAY AGE:** 29  
**RESIDES:** GREENSBURG, IN  
**MLB SERVICE:** 2 YEARS,  
 50 DAYS

**ACQUIRED:** FROM MIN WITH RHP RICKY NOLASCO IN  
 EXCHANGE FOR LHP HECTOR SANTIAGO AND  
 RHP ALAN BUSENITZ

**MARRIED:** KYRA DOMINGO, NOV. 14, 2015

**HEIGHT:** 6-9    **WEIGHT:** 225    **BATS:** R    **THROWS:** R

## NON-ROSTER INVITEE

### MEYER'S LIFETIME PITCHING RECORD

Year	Club	W-L	ERA	G	GS	CG	GF	SHO	SV	IP	H	R	ER	HR	HB	BB	IBB	SO	WP	BK	BAA
2012	Hagerstown	7-4	3.10	18	18	1	0	1	0	90	68	33	31	4	3	34	0	107	7	0	.210
	Potomac	3-2	2.31	7	7	0	0	0	0	39	29	11	10	2	2	11	0	32	2	0	.213
2013	New Britain	4-3	3.21	13	13	0	0	0	0	70	60	29	25	3	3	29	0	84	5	1	.226
	Twins (GCL)	0-0	1.08	3	3	0	0	0	0	8.1	7	1	1	0	0	3	0	16	0	0	.233
2014	Rochester	7-7	3.52	27	27	0	0	0	0	130.1	116	58	51	10	8	64	0	153	4	0	.241
2015	Rochester	4-5	4.79	38	8	0	6	0	0	92	101	54	49	4	5	48	1	100	6	0	.281
	MINNESOTA	0-0	16.88	2	0	0	0	0	0	2.2	4	5	5	2	0	3	0	3	0	0	.364
2016	Rochester	1-1	1.04	3	2	0	1	0	1	17.1	11	2	2	0	0	4	0	19	0	0	.183
	MINNESOTA	0-1	12.27	2	1	0	0	0	0	3.2	8	5	5	1	0	4	0	5	2	0	.421
	Angels (AZL)	0-0	1.69	3	3	0	0	0	0	5.1	6	1	1	0	0	1	0	12	0	0	.273
	Inland Empire	0-0	11.57	1	1	0	0	0	0	2.1	3	3	3	0	1	1	0	3	0	0	.273
	Salt Lake	0-0	0.00	1	1	0	0	0	0	4	2	0	0	0	0	0	0	6	0	0	.143
2017	LAA	1-2	4.57	5	5	0	0	0	0	21.2	17	11	11	2	0	13	0	24	1	0	.215
	Salt Lake	0-1	6.00	5	5	0	0	0	0	24	30	17	16	4	1	9	0	31	0	0	.306
2018	LAA	4-5	3.74	13	13	0	0	0	0	67.1	48	30	28	6	4	42	0	75	5	1	.197
INJURED — DID NOT PLAY																					
<b>MAJOR TOTALS</b>		<b>5-8</b>	<b>4.63</b>	<b>22</b>	<b>19</b>	<b>0</b>	<b>0</b>	<b>0</b>	<b>0</b>	<b>95.1</b>	<b>77</b>	<b>51</b>	<b>49</b>	<b>11</b>	<b>4</b>	<b>62</b>	<b>0</b>	<b>107</b>	<b>8</b>	<b>1</b>	<b>.218</b>
<b>ANGELS TOTALS</b>		<b>5-7</b>	<b>3.94</b>	<b>18</b>	<b>18</b>	<b>0</b>	<b>0</b>	<b>0</b>	<b>0</b>	<b>89</b>	<b>65</b>	<b>41</b>	<b>39</b>	<b>8</b>	<b>4</b>	<b>55</b>	<b>0</b>	<b>99</b>	<b>6</b>	<b>1</b>	<b>.201</b>
<b>MINOR TOTALS</b>		<b>26-23</b>	<b>3.52</b>	<b>119</b>	<b>88</b>	<b>1</b>	<b>7</b>	<b>1</b>	<b>1</b>	<b>482.2</b>	<b>433</b>	<b>209</b>	<b>189</b>	<b>27</b>	<b>23</b>	<b>204</b>	<b>1</b>	<b>563</b>	<b>24</b>	<b>1</b>	<b>.241</b>

**Disabling Injuries:** **2018** — Right shoulder labrum surgery; disabled Feb. 21 - end of season  
**2017** — Back spasms; disabled May 24 (retro to May 21) - June 1  
 Right shoulder inflammation; disabled July 24 (retro to July 21) - end of season

## 2018 SEASON

- ◆ Spent entire season on **Angels** disabled list recovering from right shoulder labrum surgery performed by Dr. Neal ElAttrache on Sept. 12, 2017.

## MAJOR LEAGUE SUMMARY

### 2017

- ◆ Entered season ranked by *Baseball America* as #3 prospect in Angels system.
- ◆ Opened year with Triple-A **Salt Lake** and made three starts for Bees before being promoted to **Angels** Apr. 21.
- ◆ Won back-to-back starts May 9 at Oakland and May 14 vs. Detroit, marking first time in career winning consecutive decisions.
- ◆ Recorded first career hit May 20 at Citi Field off New York's Zack Wheeler in first professional plate appearance (first plate appearance since high school).
- ◆ Missed 11 games on disabled list (back spasms) from May 21-June 1.
- ◆ In eight starts following return from DL (June 1-July 19), went 2-3 with a 2.66 ERA (44 IP - 13 ER) and 47 strikeouts... His ERA ranked fifth in American League in that span...Allowed two-or-fewer runs in six of eight contests.
- ◆ Recorded career-high nine strikeouts June 7 at Detroit and matched the total June 17 vs. Kansas City.
- ◆ Set career high with seven innings pitched in last start of year July 19 vs. Washington...Did not allow a run and yielded just one hit and one walk with seven strikeouts.
- ◆ Placed on DL July 24 with right shoulder inflammation and missed remainder of season.

MEYER





## 2016

- ◆ Entered season ranked by *Baseball America* as #12 prospect in **Twins** system.
- ◆ After opening season with Triple-A **Rochester**, was recalled by Minnesota Apr. 25 and made two appearances for Twins, including first career start on May 3 at Houston.
- ◆ Placed on disabled list by Rochester on May 4 with right shoulder inflammation.
- ◆ Acquired by **Angels** on Aug. 1 with Ricky Nolasco and cash for LHP Hector Santiago and minor league RHP Alan Busenitz.
- ◆ Made first of five minor league starts in Angels system on Aug. 12 for **Arizona Summer League Angels**.
- ◆ Recalled from Triple-A **Salt Lake** on Sept. 3 and made Angels debut Sept. 7 at Oakland.
- ◆ Earned first career win on Sept. 18 vs. Toronto after tossing five scoreless innings.

## 2015

- ◆ Pitched majority of season with Triple-A **Rochester**.
- ◆ Made Major League debut with **Twins** on June 26 at Milwaukee...Allowed four runs on three hits in 1.2 innings pitched out of bullpen...Fanned Jean Segura for first career strikeout.

## NOTABLE MINOR LEAGUE AWARDS AND HONORS

- ◆ **2014** Futures Game Selection.
- ◆ **2012** Futures Game Selection.

## CAREER TRANSACTIONS

- ◆ June 5, 2008...Drafted by **Boston Red Sox** in 20th round of 2008 First-Year Player Draft (did not sign).
- ◆ June 6, 2011...Drafted by **Washington Nationals** in first round (23rd overall) of 2011 First-Year Player Draft (signed Aug. 15, 2011).
- ◆ Nov. 29, 2012...Traded by **Washington Nationals** to **Minnesota Twins** for OF Denard Span.
- ◆ Aug. 1, 2016...Traded by **Minnesota Twins** with RHP Ricky Nolasco and cash to **Angels** for LHP Hector Santiago and RHP Alan Busenitz.

## PERSONAL/MISC

- ◆ Alex John Meyer...On Twitter: @realAM23
- ◆ Attended Greensburg High School (Greensburg, IN)...Named AFLAC All-American and Louisville Slugger HS All-American...Was rated #5 high school prospect by *Baseball America*...Named Gatorade Indiana Player of the Year...In senior season, went 8-0 and established school records with a 0.95 ERA and 108 strikeouts...Also played four seasons of basketball (two-time All-Conference selection) and played football during freshman year.
- ◆ Spent time in offseason working as substitute teacher in hometown Greensburg, IN schools from 2011-14.
- ◆ Attended University of Kentucky and majored in agriculture...Earned second-team All-SEC honors in 2011 and led Wildcats in starts, wins, ERA, innings pitched and strikeouts.
- ◆ Played in Arizona Fall League following 2013 season and was selected to Rising Stars Game.

## MAJOR LEAGUE HITTING TOTALS

AVG	AB	H	HR	RBI
.500	2	1	0	0


## CAREER FIELDING

POS	PCT	G	PO	A	E	TC	DP
P	1.000	22	3	9	0	12	0

## MEYER'S CAREER HIGHS

	SEASON		GAME
Wins	4 — 2017	SO	9 — Twice; last, 6/17/17 vs. KC
ERA	3.74 — 2017	BB	5 — 3 times; last, 6/28/17 vs. LAD
IP	67.1 — 2017	IP	7 — 7/19/17 vs. WSH
SO	75 — 2017	H	8 — 5/4/17 at SEA
WHIP	1.337 — 2017	R & ER	6 — 5/4/17 at SEA
		HR	2 — 4 times; last, 7/3/17 at MIN





**KEYNAN  
MIDDLETON**

**RHP 99**

**HEIGHT: 6-3**

**WEIGHT: 215**

**BATS: R**

**THROWS: R**

**BORN: SEPT 12, 1993**  
**BIRTHPLACE: MILWAUKIE, OR**  
**SIGNED THRU: 2019**

**OPENING DAY AGE: 25**  
**RESIDES: PORTLAND, OR**  
**MLB SERVICE: 1 YEAR,**  
**150 DAYS**

**ACQUIRED: SELECTED IN THE THIRD ROUND OF THE  
2013 FIRST-YEAR PLAYER DRAFT**

**MARRIED: NICOLE HANNIFAN**  
**CHILDREN: KAMRYNN, KARTER**

## MIDDLETON'S LIFETIME PITCHING RECORD

Year	Club	W-L	ERA	G	GS	CG	GF	SHO	SV	IP	H	R	ER	HR	HB	BB	IBB	SO	WP	BK	BAA
2013	Orem	1-3	8.10	6	6	0	0	0	0	23.1	29	24	21	4	2	15	0	15	7	0	.319
	Angels (AZL)	0-0	6.35	4	1	0	0	0	0	5.2	3	4	4	0	0	3	0	5	0	0	.143
2014	Orem	5-4	6.45	14	14	0	0	0	0	67	69	58	48	9	6	30	0	53	7	0	.260
2015	Burlington	6-11	5.30	26	26	0	0	0	0	125.2	148	78	74	15	3	47	0	88	8	1	.306
2016	Inland Empire	1-1	3.72	25	0	0	9	0	0	36.1	22	15	15	7	0	20	0	56	4	0	.172
	Arkansas	0-0	1.20	13	0	0	9	0	6	15	11	2	2	1	0	4	0	18	0	0	.196
2017	Salt Lake	0-1	4.91	8	0	0	4	0	2	14.2	14	8	8	1	0	4	0	14	1	0	.250
	Salt Lake	0-0	2.84	10	0	0	6	0	2	12.2	11	5	4	0	1	4	0	8	0	0	.234
2018	LAA	6-1	3.86	64	0	0	17	0	3	58.1	60	25	25	11	0	18	2	63	2	0	.265
	LAA	0-0	2.04	16	0	0	9	0	6	17.2	14	4	4	1	1	9	1	16	1	0	.233
	Salt Lake (1)	0-0	0.00	1	1	0	0	0	0	1	0	0	0	0	0	2	0	2	0	0	.000
<b>MAJOR TOTALS</b>		<b>6-1</b>	<b>3.43</b>	<b>80</b>	<b>0</b>	<b>0</b>	<b>26</b>	<b>0</b>	<b>9</b>	<b>76</b>	<b>74</b>	<b>29</b>	<b>29</b>	<b>12</b>	<b>1</b>	<b>27</b>	<b>3</b>	<b>79</b>	<b>3</b>	<b>0</b>	<b>.259</b>
<b>MINOR TOTALS</b>		<b>13-20</b>	<b>5.26</b>	<b>107</b>	<b>48</b>	<b>0</b>	<b>28</b>	<b>0</b>	<b>10</b>	<b>301.1</b>	<b>307</b>	<b>194</b>	<b>176</b>	<b>37</b>	<b>12</b>	<b>129</b>	<b>0</b>	<b>259</b>	<b>27</b>	<b>1</b>	<b>.267</b>

(1) rehab assignment

**Disabling Injuries:** 2018 — Right elbow UCL damage; disabled May 14 - end of season  
Right elbow inflammation; disabled May 1 (retro to Apr. 29) - May 10

## 2018 SEASON

- ◆ Made Opening Day roster with **Angels** for first time in career.
- ◆ Pitched to 1.04 ERA (8.2 IP - 1 ER) on the road across eight total appearances.
- ◆ Appeared in 13 games during opening month of season, primarily as Angels closer...Did not allow a run in 10 of 13 contests...Converted six of seven save opportunities in Mar./Apr. before suffering right elbow inflammation and being placed on disabled list.
- ◆ Made one rehab appearance with Triple-A **Salt Lake** May 8 at Sacramento and pitched one scoreless inning before returning to Angels May 10.
- ◆ Made three appearances for Angels following reinstatement from disabled list, but exited game May 13 vs. Minnesota after recurrence of right elbow injury.
- ◆ Underwent Tommy John surgery performed May 22 by Dr. Neal ElAttrache and missed remainder of season on disabled list.

## MAJOR LEAGUE SUMMARY

### 2017

- ◆ Entered year ranked by *Baseball America* as #9 prospect in Angels system.
- ◆ Began season with Triple-A **Salt Lake** for 10 appearances, before being promoted to **Angels**, May 5...Did not allow an earned run in each of final eight outings for Bees (9.1 IP).
- ◆ Made Major League debut May 5 vs. Houston...Became first member of Angels 2013 draft class to reach Major Leagues.
- ◆ Earned first Major League win June 11 at Houston with one scoreless inning.
- ◆ Recorded first Major League save Aug. 8 vs. Baltimore.
- ◆ Six wins tied Cam Bedrosian for most by an Angels reliever for season...Most wins by an Angels rookie reliever since Dane De La Rosa (6) in 2013.
- ◆ His 64 appearances tied Jason Bulger (2009) and Jose Alvarez (2015) for third most ever by an Angels rookie...Only Dane De La Rosa (75 games in 2013) and Bill Kelso (67 games in 1967) had more.
- ◆ Led A.L. rookies with average fastball velocity of 97.2 MPH.

## CAREER TRANSACTIONS

- ◆ June 7, 2013...Selected by **Angels** in third round of 2013 First-Year Player Draft (signed June 14, 2013).

MIDDLETON





## PERSONAL/MISC

- ◆ Keynan Anthony Middleton...On Twitter: @since93key
- ◆ Changed uniform number from #39 to #99 following 2018 season.
- ◆ Participated in 13th Annual Bank of America Challenger Classic, Oct. 27, 2018, to assist more than 800 children with physical and intellectual disabilities from local Challenger Division Little League teams experience playing baseball at Angel Stadium...Also attends Angels RBI League youth camps throughout baseball season.
- ◆ Visited students at Lampson Elementary School (Garden Grove, CA) in April 2018 as part of Angels Adopt-A-School program with AM830 host Roger Lodge and members of the Angels Strike Force.
- ◆ In August 2017, appeared on "Road Trippin'" podcast hosted by veteran NBA forward Richard Jefferson.
- ◆ Attended Milwaukie HS (OR) and Lane Community College (OR), where he also played basketball...Averaged 11 points and 4.6 rebounds per game for Titans as shooting guard.
- ◆ Originally signed by Angels scout Jason Ellison.

## CAREER FIELDING

POS	PCT	G	PO	A	E	TC	DP
P	1.000	80	3	4	0	7	0

## MIDDLETON'S CAREER HIGHS

SEASON	GAME
Wins 6 — 2017	SO 3 — 3 times; last, 4/21/18 vs. SF
Losses 1 — 2017	IP 2 — Twice; last, 4/4/18 vs. CLE
ERA 3.86 — 2017	R & ER 3 — Twice; last, 9/1/17 at TEX
IP 58.1 — 2017	BB 3 — 5/11/17 vs. DET
SO 63 — 2017	H 3 — 5 times; last, 4/18/18 vs. BOS

MIDDLETON





## SHOHEI OHTANI

RHP/DH **17**

HEIGHT: 6-4    WEIGHT: 210    BATS: L    THROWS: R

BORN: JULY 5, 1994  
 BIRTHPLACE: ŌSHŪ, JAPAN  
 SIGNED THRU: 2019  
 ACQUIRED: SIGNED AS INTERNATIONAL FREE AGENT,  
 DEC. 9, 2017

OPENING DAY AGE: 24  
 RESIDES: ŌSHŪ, JAPAN  
 MLB SERVICE: 1 YEAR

### OHTANI'S LIFETIME PITCHING RECORD

Year	Club	W-L	ERA	G	GS	CG	GF	SHO	SV	IP	H	R	ER	HR	HB	BB	IBB	SO	WP	BK	BAA
2013	Nippon-Ham	3-0	4.23	13	11	0	0	0	0	61.2	57	30	29	4	8	33	0	46	2	0	-
2014	Nippon-Ham	11-4	2.61	24	24	3	0	2	0	155.1	125	50	45	7	4	57	0	179	6	1	-
2015	Nippon-Ham ★15-5	2.24★	22	22	5★	0	3★	0	0	160.2	100	40	40	7	3	46	0	196	9	0	-
2016	Nippon-Ham	10-4	1.86★	21	20	4	0	1	0	140	89	33	29	4	8	45	0	174	6	0	-
2017	Nippon-Ham	3-2	3.20	5	5	1	0	1	0	25.1	13	9	9	2	0	19	0	29	1	0	-
2018	LAA	4-2	3.31	10	10	0	0	0	0	51.2	38	19	19	6	1	22	0	63	5	0	.203
<b>MAJOR TOTALS</b>		<b>4-2</b>	<b>3.31</b>	<b>10</b>	<b>10</b>	<b>0</b>	<b>0</b>	<b>0</b>	<b>0</b>	<b>51.2</b>	<b>38</b>	<b>19</b>	<b>19</b>	<b>6</b>	<b>1</b>	<b>22</b>	<b>0</b>	<b>63</b>	<b>5</b>	<b>0</b>	<b>.203</b>
<b>JAPAN TOTALS</b>		<b>42-15</b>	<b>2.52</b>	<b>85</b>	<b>82</b>	<b>13</b>	<b>0</b>	<b>7</b>	<b>0</b>	<b>543</b>	<b>384</b>	<b>162</b>	<b>152</b>	<b>24</b>	<b>23</b>	<b>200</b>	<b>0</b>	<b>624</b>	<b>24</b>	<b>1</b>	<b>-</b>

★ led or tied for league lead

### OHTANI'S LIFETIME PLAYING RECORD

Year	Club	AVG	G	AB	R	H	2B	3B	HR	RBI	SH	SF	HBP	BB	IBB	SO	SB	CS	GDP	SLG	OBP	E
2013	Nippon-Ham	.238	77	189	14	45	15	1	3	20	0	2	1	12	0	64	4	1	3	.376	.284	1
2014	Nippon-Ham	.274	87	212	32	58	17	1	10	31	0	1	0	21	0	48	1	0	4	.505	.338	1
2015	Nippon-Ham	.202	70	109	15	22	4	0	5	17	0	2	0	8	1	43	1	0	1	.376	.252	1
2016	Nippon-Ham	.322	104	323	65	104	18	1	22	67	0	4	1	54	2	98	7	2	7	.588	.416	1
2017	Nippon-Ham	.332	65	202	24	67	16	1	8	31	0	3	2	24	0	63	0	1	0	.540	.403	0
2018	LAA	.285	104	326	59	93	21	2	22	61	0	1	2	37	2	102	10	4	2	.564	.361	0
<b>MAJOR TOTALS</b>		<b>.285</b>	<b>104</b>	<b>326</b>	<b>59</b>	<b>93</b>	<b>21</b>	<b>2</b>	<b>22</b>	<b>61</b>	<b>0</b>	<b>1</b>	<b>2</b>	<b>37</b>	<b>2</b>	<b>102</b>	<b>10</b>	<b>4</b>	<b>2</b>	<b>.564</b>	<b>.361</b>	<b>0</b>
<b>JAPAN TOTALS</b>		<b>.286</b>	<b>403</b>	<b>1035</b>	<b>150</b>	<b>296</b>	<b>70</b>	<b>4</b>	<b>48</b>	<b>166</b>	<b>0</b>	<b>12</b>	<b>4</b>	<b>119</b>	<b>3</b>	<b>316</b>	<b>13</b>	<b>4</b>	<b>15</b>	<b>.500</b>	<b>.358</b>	<b>4</b>

Disabling Injuries: 2018 — Right elbow UCL sprain; disabled June 8 (retro to June 7) - July 3

### 2018 SEASON

- ◆ In first season with Angels, was named American League Rookie of the Year as voted on by the Baseball Writers Association of America (BBWAA) after finishing with 137 points in the balloting process, including 25 of 30 first place votes.
- ◆ Became third player in Angels history to earn Rookie of the Year honors, joining Tim Salmon (1993) and Mike Trout (2012)... Became fourth Japanese-born player to win a Rookie of the Year Award in Major Leagues, joining Hideo Nomo (1995), Kazuhiro Sasaki (2000) and Ichiro Suzuki (2001).
- ◆ Named American League Rookie of the Month in April and September.
- ◆ Earned American League Player of the Week honors twice (April 2-8 and Sept. 3-9).
- ◆ Became first player in Major League history to hit 15+ HR and compile 50+ pitching strikeouts in a season.
- ◆ Joined Babe Ruth (1918 & 1919) as the only players since 1900 with 10+ HR and 4+ wins as a pitcher in a single campaign...Ruth is also the only other player to hit 15+ home runs and pitch 50+ innings in a season.
- ◆ Established new home run record for a Japanese-born rookie (previous was 18 by Kenji Johjima in 2006).
- ◆ Is the first player since Jimmy Ryan of the 1888 Chicago White Stockings to record 15+ home runs, 10+ stolen bases and three pitching appearances in a single season.
- ◆ Led all American League rookies with a combined 3.8 fWAR.
- ◆ Became first player to start as a pitcher and a non-pitcher within same season since Rick Rhoden (Yankees) in 1988 (30 starts as pitcher, one as DH). (STATS LLC)..
- ◆ Had the eighth most popular (4th in A.L.) selling player jersey according to MLB.

### ANGELS ROOKIE OF THE YEAR WINNERS

Tim Salmon (1993)  
 Mike Trout (2012)  
 Shohei Ohtani (2018)





## HITTING

- ◆ Led A.L. rookies (min. 300 PA) in OPS (.925), on-base percentage (.361), and slugging percentage (.564) and posted the best rates of at-bats per home run (14.82) and RBI (5.34).
- ◆ Became the seventh rookie in American League history to post a .925 OPS with 10 stolen bases in a single season, joining Mike Trout (2012), Mitchell Page (1977), Fred Lynn (1975), Earl Averill (1929), Ben Paschal (1925) and Shoeless Joe Jackson (1911).
- ◆ Is just the second Japanese native with a 20 home run season, joining Hideki Matsui (5 times, once in 2010 with the Angels) and the only native of Japan with a 20 HR/10 SB campaign.
- ◆ Joined Devon White (1987) and Mike Trout (2012) as the only rookies in Club annals with a 20 HR/10 SB rookie campaign.
- ◆ Earned first career win April 1st and then hit a home run in his next start April 3rd...Was the first player to earn a win and then homer in his next start as a non-pitcher since Babe Ruth in 1921.
- ◆ 15 of 22 home runs came after the All-Star break, tied for third most in the A.L...Only rookie in franchise history to hit more homers after the break was Mike Trout in 2012 (18 HR).
- ◆ Collected first hit in first start as a position player, March 29 at Oakland.

## SHO OFF

Ohtani's 22 home runs were the most ever by a Japanese-born rookie, surpassing Kenji Johjima's previous record of 18 set in 2006 with Seattle.

## PITCHING

- ◆ Set Angels record with 63 strikeouts through first 10 career starts (previous was 56 strikeouts by Bo Belinsky in 1962).
- ◆ Held opponents to an .036 (2/55) batting average against his splitter...Opponents had a swing and miss rate of 55.8% against the splitter and he recorded 35 of 63 strikeouts with the pitch.
- ◆ Became third pitcher all-time with 11-or-more strikeouts in two of first six career games pitched, joining Brooklyn's Karl Spooner (1954) & Cubs' Kerry Wood (1998).
- ◆ Carried perfect game into 7th inning Apr. 8 vs. Oakland in first pitching start at Angel Stadium...Had stretch of 27 consecutive batters retired between starts on Apr. 1 & Apr. 8 (both vs. A's).
- ◆ Had average fastball velocity of 96.7 MPH...Topped 98 MPH with 110 of 396 fastballs, including seven pitches at 100+ MPH.
- ◆ Recorded 57 of 63 (90.5%) strikeouts on a swinging strike three, which was the highest rate in Majors (min. 50 IP)... Among MLB pitchers to make at least five starts, his 35.1% swing and miss rate led the Majors.
- ◆ In five starts in day games, went 4-0 with a 2.18 ERA (33 IP - 8 ER) with 44 strikeouts.
- ◆ Allowed three-or-fewer runs in nine of 10 starts overall.

OHTANI

## SHO TIME

Ohtani's first...

<b>GAME AS POSITION PLAYER</b>	March 29 at OAK	<b>GAME AS STARTING PITCHER</b>	April 1 at OAK
<b>HIT</b>	March 29 at OAK off K. Graveman	<b>STRIKEOUT</b>	April 1 at OAK vs. M. Semien
<b>HOME RUN</b>	April 3 vs. CLE off J. Tomlin	<b>WIN</b>	April 1 at OAK

## CAREER HIGHLIGHTS

- ◆ 2018 American League Rookie of the Year (BBWAA).
- ◆ Named MLB Rookie of the Year by *Baseball America* and A.L. Rookie of the Year by *Baseball Digest*.
- ◆ American League Rookie of the Month for April and September 2018.
- ◆ A.L. Player of the Week for periods ending Apr. 8, 2018 and Sept. 9, 2018.
- ◆ Five-time Nippon Professional Baseball All-Star (2013-17).
- ◆ Named 2016 Pacific League MVP and helped lead Nippon-Ham Fighters to 2016 Pacific League Championship.
- ◆ Three-time winner of a "Best Nine Award" which is awarded annually to best player at each position in both the Central League and Pacific League...He has twice earned the award as a pitcher (2015 & 2016) and also won 2016 award as a designated hitter, becoming first player to receive the award as both a hitter and pitcher.
- ◆ In 2014, became first Japanese player to record 10 wins and hit 10 home runs in a single season...He would accomplish the feat again in 2016.
- ◆ Made Pacific League debut at age 18 after being selected by Fighters in first round of 2012 Nippon Professional Baseball Draft.



## PACIFIC LEAGUE (JAPAN) SUMMARY

### 2017

- ◆ In fifth season with **Nippon-Ham Fighters**, posted career-high .332 batting average (67/202).
- ◆ Started All-Star Game for Pacific League as designated hitter.
- ◆ Limited to 65 games at designated hitter and five starts as a pitcher due to an ankle injury.
- ◆ Signed with **Angels** as international free agent, Dec. 9, 2017.
- ◆ Named by *Baseball America* as Angels' top prospect entering 2018 and is rated as #2 prospect in all of baseball.
- ◆ Designated as the #1 prospect in all of baseball by *MLB.com* for the 2018 campaign.

### ANGELS FROM JAPAN

Shigetoshi Hasegawa (1997-2001)  
 Hideki Matsui (2010)  
 Hisanori Takahashi (2011-12)  
 Shohei Ohtani (2018-present)  
 Junichi Tazawa (2018)

### 2016

- ◆ Named Pacific League Most Valuable Player and helped lead **Nippon-Ham Fighters** to the Pacific League Championship.
- ◆ Posted a career-best 1.86 ERA (140 IP – 29 ER)...Finished three innings pitched shy of qualifying for league leaders, and would have led Pacific League in ERA for second consecutive season if he qualified...Also registered 174 strikeouts (third most in league) in his 21 games (20 starts) on the mound.
- ◆ Registered finest season at the plate, batting .322 (104/323) with 18 doubles, 22 home runs and 67 RBI in 104 total games, primarily as a designated hitter.
- ◆ Honored with Best Nine Award as a pitcher and as a designated hitter.
- ◆ Started at designated hitter for Pacific League in All-Star Game and earned MVP honors after going 3-for-4 with two runs scored and two RBI.

### 2015

- ◆ In third season with **Nippon-Ham Fighters**, was selected to start All-Star Game as a pitcher for second consecutive season.
- ◆ Finished year leading Pacific League in wins (15), ERA (2.24), complete games (five) and shutouts (three)...Ranked second in league in strikeouts (196).
- ◆ Earned first Best Nine Award as top pitcher in Pacific League.
- ◆ Finished third in MVP voting behind Yuki Yanagita and Shogo Akiyama...Was a finalist for the Sawamura Award, given annually to top pitcher in Pacific and Central Leagues.
- ◆ Along with catcher, Shota Ono, earned Pacific League Battery Award.

### 2014

- ◆ With **Nippon-Ham Fighters**, became first Japanese player to reach double digits in both home runs (10) and wins (11).
- ◆ Became first pitcher drafted out of high school to notch two shutout victories within his first two years in NPB since Yu Darvish.
- ◆ Was starting pitcher for Pacific League in All-Star Game and established record for fastest pitch (101 mph) thrown by a Japanese pitcher.

### 2013

- ◆ Made Pacific League debut at age 18 with **Nippon-Ham Fighters** Mar. 29, 2013 on Opening Day as a right fielder.
- ◆ Became first NPB pitcher since Takao Kajimoto in 1963 to bat 3rd, 4th or 5th in the order and first rookie hurler to do so since Junzo Sekine in 1950.
- ◆ Voted by fans into All-Star Game.
- ◆ Finished second in NPB Rookie of the Year Award voting, behind Takahiro Norimoto.
- ◆ Led Fighters with 51 games played in right field and also made 11 starts as a pitcher.
- ◆ Briefly missed time during year with a right ankle sprain and right cheekbone fracture.

## NOTABLE PACIFIC LEAGUE AWARDS AND HONORS

- ◆ **2017** Nippon Professional Baseball All-Star.
- ◆ **2016** Pacific League Most Valuable Player...Nippon Professional Baseball All-Star...Designated Hitter Best Nine Award...Pitcher Best Nine Award.
- ◆ **2015** Nippon Professional Baseball All-Star...Pitcher Best Nine Award...WBCS Player of the Year...Pacific League Battery Award.
- ◆ **2014** Nippon Professional Baseball All-Star.
- ◆ **2013** Nippon Professional Baseball All-Star.

OHTANI





## CAREER TRANSACTIONS

- ◆ Dec. 10, 2017...Signed by **Angels** as international free agent.
- ◆ Oct. 25, 2012...Selected by **Nippon-Ham Fighters** in first round of 2012 Nippon Professional Baseball Draft.

## PERSONAL/MISC

- ◆ Shohei Ohtani.
- ◆ Father, Toru, played baseball for a semipro team sponsored by the local Mitsubishi plant in Ōshū, Japan...Mother, Kayoko, was a competitive badminton player.
- ◆ In Dec. 2017, a limited edition Ohtani baseball card sold 17,323 copies in 24 hours, setting a new Topps Now record.
- ◆ Featured in a segment on “60 Minutes” on CBS in 2017.
- ◆ Was on 28-man roster for Japan’s team at 2017 World Baseball Classic, but withdrew due to an ankle injury.
- ◆ Played for Japanese National Team in 2015 Premier 12...During start against eventual champion South Korea, carried a no-hitter into 7th inning...Named All-Star starting pitcher for the event.
- ◆ Following 2014 season, selected to Japanese national team, Samurai Japan, and participated in All-Star Series against a team of Major League All-Stars...Was starting pitcher Nov. 18, 2014 at Sapporo Dome, opposing Angels RHP Matt Shoemaker, who started for MLB.
- ◆ Wore jersey number 11 with Fighters, previously worn by Yu Darvish.
- ◆ Attended Hanamaki Higashi High School in Iwate Prefecture...Participated in National High School Baseball Championship in 2011 and National High School Baseball Invitational Tournament in 2012.
- ◆ Favorite hitter is Hideki Matsui and favorite pitcher is Yu Darvish.
- ◆ “Sho” from his given name comes from a soaring image of the military commander Minamoto no Yoshitsune (1159-1189), who is associated with the Ōshū and Hiraizumi areas, while “hei” comes from a reading of the first kanji character used in the name “Hiraizumi.”

## CAREER FIELDING

POS	PCT	G	PO	A	E	TC	DP
P	1.000	10	1	6	0	7	1

## OHTANI'S BATTING CAREER HIGHS

SEASON	GAME
AVG .285 — 2018	H 4 — 2 times; last, 9/5/18 at TEX
H 93 — 2018	HR 2 — 2 times; last, 9/5/18 at TEX
R 59 — 2018	R 4 — 9/5/18 at TEX
2B 21 — 2018	2B 2 — 2 times; last, 7/21/18 at TOR
HR 22 — 2018	RBI 3 — 9 times; last, 9/5/18 at TEX
RBI 61 — 2018	SB 1 — 10 times; 9/5/18 at TEX
SB 10 — 2018	Hit Streak 8 — Aug. 30 - Sept. 10, 2018

## OHTANI'S PITCHING CAREER HIGHS

SEASON	GAME
Wins 4 — 2018	SO 12 — 4/8/18 vs. OAK
Losses 2 — 2018	IP 7.2 — 5/20/18 vs. TB
ERA 3.31 — 2018	R & ER 4 — 4/24/18 at HOU
IP 51.2 — 2018	BB 5 — 4/24/18 at HOU
SO 63 — 2018	H 6 — 3 times; last, 5/20/18 vs. TB

## IPPEI MIZUHARA

Ippei Mizuhara is in his second season with the Angels as an interpreter. Born in Konai, Japan, he grew up in Diamond Bar, CA, attending Diamond Bar High School and graduating from the University of California - Riverside in 2007. Mizuhara served as an interpreter for Hideki Okajima during Yankees Spring Training in 2012 before joining the Nippon-Ham Fighters in 2013 to translate for English-speaking players. In his five seasons with the Fighters, he worked with several players to also appear in the Majors, including: Jeremy Hermida, Chris Martin, Micah Hoffpauir, Anthony Bass and Luis Mendoza. Ippei and his wife, Naomi, were married on July 17, 2018 and reside in Tokyo in the offseason.









## FELIX PEÑA

### RHP 64

BORN: FEB 25, 1990  
BIRTHPLACE: SAN PEDRO DE MACORIS, D.R.  
SIGNED THRU: 2019

OPENING DAY AGE: 29  
RESIDES: SAN PEDRO DE MACORIS, D.R.  
MLB SERVICE: 1 YEAR, 79 DAYS

ACQUIRED: FROM CUBS FOR CASH CONSIDERATIONS OF A PTBNL, OCT. 9, 2017

HEIGHT: 6-2    WEIGHT: 220    BATS: R    THROWS: R

### PEÑA'S LIFETIME PITCHING RECORD

Year	Club	W-L	ERA	G	GS	CG	GF	SHO	SV	IP	H	R	ER	HR	HB	BB	IBB	SO	WP	BK	BAA
2009	Cubs 2 (DSL)	1-4	3.58	14	6	0	3	0	0	50.1	53	30	20	2	4	15	0	38	7	0	.266
2010	Cubs 1 (DSL)	1-2	1.17	20	1	0	6	0	2	46.1	36	11	6	1	0	9	2	38	3	1	.216
2011	Cubs (AZL)	3-2	6.92	17	0	0	9	0	1	39	48	35	30	8	3	9	0	32	6	1	.296
2012	Peoria	0-0	4.50	6	0	0	1	0	0	10	9	5	5	1	0	5	0	10	1	0	.237
	Boise	4-2	3.43	15	6	0	1	0	0	63	60	33	24	5	2	22	0	42	4	0	.243
2013	Kane County	4-7	3.92	21	17	1	1	0	1	103.1	102	57	45	5	7	32	0	77	8	0	.257
2014	Daytona	4-6	3.19	19	19	1	0	0	0	96	88	43	34	6	4	34	0	76	6	0	.240
	Tennessee	2-4	7.48	6	6	0	0	0	0	27.2	30	23	23	5	2	17	0	26	1	0	.294
2015	Tennessee	7-8	3.75	25	23	1	1	0	0	129.2	111	60	54	10	5	49	1	140	12	5	.231
2016	Iowa	3-4	3.41	36	0	0	10	0	3	63.1	46	24	24	4	2	23	3	81	1	0	.203
	CHICAGO (N.L.)	0-0	4.00	11	0	0	2	0	1	9	5	4	4	1	0	3	1	13	1	0	.156
2017	Iowa	2-1	5.54	24	0	0	8	0	6	39	42	24	24	6	4	14	3	46	1	0	.280
	CHICAGO (N.L.)	1-0	5.24	25	0	0	15	0	0	34.1	35	21	20	8	2	18	1	37	3	0	.259
2018	Salt Lake	1-2	3.51	10	9	0	0	0	0	33.1	30	14	13	2	5	16	0	38	1	2	.250
	LAA	3-5	4.18	19	17	0	1	0	0	92.2	87	45	43	12	4	28	0	85	7	0	.247
<b>MAJOR TOTALS</b>		<b>4-5</b>	<b>4.43</b>	<b>55</b>	<b>17</b>	<b>0</b>	<b>18</b>	<b>0</b>	<b>1</b>	<b>136</b>	<b>127</b>	<b>70</b>	<b>67</b>	<b>21</b>	<b>6</b>	<b>49</b>	<b>2</b>	<b>135</b>	<b>11</b>	<b>0</b>	<b>.245</b>
<b>MINOR TOTALS</b>		<b>32-42</b>	<b>3.88</b>	<b>213</b>	<b>87</b>	<b>3</b>	<b>40</b>	<b>0</b>	<b>13</b>	<b>701</b>	<b>655</b>	<b>359</b>	<b>302</b>	<b>55</b>	<b>38</b>	<b>245</b>	<b>9</b>	<b>644</b>	<b>51</b>	<b>9</b>	<b>.247</b>

PEÑA

### 2018 SEASON

- ◆ Ranked fourth among all Angels pitchers in starts and innings pitched and was sixth in strikeouts...Set single-season career-highs in nearly every major pitching category.
- ◆ Began year with Triple-A Salt Lake and pitched primarily as a starter for first time since 2015 season.
- ◆ Appeared in 10 games (nine starts) for Bees across three stints in Triple-A.
- ◆ Had two promotions to Angels for one game relief stints Apr. 8 and May 17 before receiving third and final Major League call-up June 15...Did not allow a run in last 10.2 innings pitched for Salt Lake.
- ◆ Made first Major League start June 19 vs. Arizona (ND; 4 IP, 2 H, 1 ER, 3 BB, 6 SO) and remained in Angels rotation for remainder of season.
- ◆ In first six starts after joining rotation, pitched to a 2.73 ERA (29.2 IP – 9 ER) and allowed three-or-fewer runs in all six outings.
- ◆ Earned first win as a starter June 29 at Baltimore after working 5.1 scoreless innings, exactly one year after earning first win in relief for Cubs June 29, 2017 at Washington
- ◆ Carried no-hitter into 6th inning of start on Aug. 4 at Cleveland before it was broken up on solo home run by Leonys Martin leading off inning.
- ◆ Set career high with 12 strikeouts Aug. 21 at Arizona across six innings pitched...Marked fifth time in Angels history a pitcher recorded 12+ strikeouts in six-or-fewer innings, joining Nolan Ryan, Kelvim Escobar, John Lackey and Zack Greinke.
- ◆ Set or equaled single-game career high in innings pitched in seven straight starts from Aug. 4 – Sept. 7...Pitched at least six innings in seven of last eight starts, after never having reached six innings prior to that span.
- ◆ Received two-or-fewer runs of support (while he was in game) in 10 of final 14 starts.

### MAJOR LEAGUE SUMMARY

#### 2017

- ◆ Opened year with Triple-A Iowa and pitched to a 1.86 ERA (9.2 IP - 2 ER) in eight games before being called up by Cubs May 5 for first of five stints with Chicago for the season.
- ◆ Earned first Major League win June 29 at Washington after working one scoreless inning.
- ◆ Worked more than one inning in 10 of 25 appearances for Cubs, which ranked fourth on Chicago's relief staff.
- ◆ Pitched career-high 3.2 inning May 6 vs. New York (A.L.) after entering in relief of Brett Anderson in first inning.



## 2016

- ◆ Began season and pitched majority of year with Triple-A **Iowa**, totaling 36 relief appearances before receiving first big league promotion Aug. 19.
- ◆ Made Major League debut with **Cubs**, Aug. 19 at Colorado (1 IP, 2 SO).
- ◆ Did not allow a run in nine of 11 outings for Chicago, including six straight (6 IP) Aug. 29-Sept. 16.
- ◆ Earned first career save Sept. 27 at Pittsburgh.

## POSTSEASON SUMMARY

- ◆ Was not selected to **Cubs** postseason rosters following the **2016** and **2017** seasons.

## NOTABLE MINOR LEAGUE AWARDS AND HONORS

- ◆ **2015** Midwest League Mid-Season All-Star.
- ◆ **2014** Florida State League Mid-Season All-Star.
- ◆ **2013** Southern League Mid-Season All-Star.

## CAREER TRANSACTIONS

- ◆ Mar. 9, 2009...Signed by **Cubs** as non-drafted free agent.
- ◆ Oct. 9, 2017...Acquired by **Angels** from **Cubs** for cash considerations or a player to be named later.

## PERSONAL/MISC

- ◆ Felix Ricardo Peña.
- ◆ Played for Estrellas de Oriente in Dominican Winter League during 2015-16 offseason.
- ◆ Originally signed by Cubs scouts Jose Serra and Mario Encarnacion.

## MAJOR LEAGUE HITTING TOTALS

AVG	AB	H	HR	RBI
.000	9	0	0	0

## CAREER FIELDING

POS	PCT	G	PO	A	E	TC	DP
P	1.000	36	2	5	0	7	0

PEÑA

## PEÑA'S CAREER HIGHS

SEASON	GAME
Wins 3 — 2018	SO 12 — 8/21/18 at ARI
Losses 5 — 2018	IP 7 — 3 times; last, 9/24/18 vs. TEX
ERA 4.18 — 2018	R & ER 7 — 7/29/18 vs. SEA
IP 92.2 — 2018	BB 4 — 8/15/18 at SD
SO 85 — 2018	H 8 — 6/24/18 vs. TOR

## ANGELS MILESTONE WINS

Win	Date	Opponent	Score	Winning Pitcher
1	April 11, 1961	@ Bal	7-2	Eli Grba
500	June 28, 1967	vs. Was	4-2	Minnie Rojas
1,000	Sept. 29, 1973	vs. Min	4-3	Bill Singer
1,500	July 22, 1980	vs. Det	6-4	Andy Hassler
2,000	Sept. 17, 1986	vs. KC	3-1	Doug Corbett
2,500	May, 11, 1993	vs. Min	5-3	Scott Sanderson
3,000	April, 30, 2000	vs. TB	5-2	Kent Bottenfield
3,500	Sept. 23, 2005	vs. TB	7-5	Scot Shields
4,000	June 14, 2011	@ Sea	4-0	Jered Weaver
4,500	May 21, 2017	@ NYM	12-5	Jesse Chavez





# 2019 ANGELS



## ROBERTO PEÑA

### C 95

HEIGHT: 6-0    WEIGHT: 250    BATS: R    THROWS: R

BORN: JUNE 8, 1992

OPENING DAY AGE: 26

BIRTHPLACE: CAGUAS, PR

RESIDES: CAGUAS, PR

SIGNED THRU: 2019

ACQUIRED: SIGNED TO MINOR LEAGUE CONTRACT, JAN 23, 2019

### NON-ROSTER INVITEE

### PEÑA'S LIFETIME PLAYING RECORD

Year	Club	AVG	G	AB	R	H	2B	3B	HR	RBI	SH	SF	HBP	BB	IBB	SO	SB	CS	GDP	SLG	OBP	E
2010	Astros (GCL)	.256	23	78	5	20	4	1	0	11	1	2	0	5	0	10	0	0	2	.333	.294	3
	Greenville	.191	12	47	4	9	1	0	0	5	0	0	1	1	0	10	0	0	1	.213	.224	1
	Lexington	.188	4	16	1	3	1	0	0	1	0	0	0	0	0	4	0	1	0	.250	.188	0
2011	Lexington	.217	82	281	31	61	11	0	5	33	4	3	2	18	0	58	0	0	13	.310	.266	8
	Lexington	.245	61	220	21	54	12	0	2	22	5	3	1	10	0	43	1	2	6	.327	.278	4
	Lancaster	.213	21	75	10	23	4	0	1	11	2	1	0	5	0	15	0	0	1	.307	.259	5
2013	Quad Cities	.249	86	325	43	81	19	0	5	32	4	2	1	22	0	52	2	0	15	.354	.297	6
2014	Lancaster	.249	93	350	48	87	19	0	13	54	1	5	6	25	0	63	1	2	14	.414	.306	3
2015	Corpus Christi	.237	74	257	25	61	10	0	1	22	5	1	1	16	0	37	1	0	4	.288	.284	4
2016	Corpus Christi	.238	59	202	29	48	11	0	8	20	5	2	2	6	0	34	0	0	6	.411	.264	2
	Fresno	.226	15	53	4	12	1	0	0	5	1	0	1	5	0	8	0	0	1	.245	.305	7
2017	Charlotte	.210	60	200	11	42	7	0	3	17	1	0	2	11	0	29	0	0	7	.290	.258	3
2018	Durham	.279	13	43	2	12	1	0	0	2	0	0	1	1	0	10	0	1	1	.302	.311	3
<b>MINOR TOTALS</b>		<b>.236</b>	<b>603</b>	<b>2147</b>	<b>234</b>	<b>506</b>	<b>101</b>	<b>1</b>	<b>38</b>	<b>235</b>	<b>29</b>	<b>19</b>	<b>18</b>	<b>125</b>	<b>0</b>	<b>373</b>	<b>5</b>	<b>6</b>	<b>71</b>	<b>.337</b>	<b>.281</b>	<b>49</b>

- ◆ Roberto Alexander Peña...On Twitter: @RobPen10
- ◆ Originally selected by **Astros** in seventh round of 2010 First-Year Player Draft (signed by Joey Sola & Greg Brown)...**2019** marks 10th professional season (has yet to appear in MLB) and seventh big league camp invite.
- ◆ In **2018**, appeared in 13 games with Triple-A **Durham** after signing with **Tampa Bay** organization March 10...Batted .279 (12/43)...Disabled July 21 - Sept. 2 with a right knee sprain.
- ◆ Played 16 games with **Santurce** in **Puerto Rican Winter League** in offseason (.146/.182/.244)...Has played in Puerto Rican Winter League each off-season since 2011.
- ◆ Signed with **Chicago White Sox** organization Dec. 1, 2016...Played 60 games with Triple-A **Charlotte** of International League for **2017** campaign...Batted .210 (42/200) with 11 runs, seven doubles, three home runs and 17 RBI...Threw out 31% (18-of-58) of basestealers.
- ◆ In **2016**, combined to hit .235 (60/255) with 12 doubles, eight home runs and 25 RBI between Double-A **Corpus Christi** (59 games) and Triple-A **Fresno** (15 games)...Combined to throw out 42.3% (22-of-52) of basestealers.
- ◆ Opened season with Fresno and hit .226 (12/53) before being transferred to the Hooks May 16...Started at second base in Corpus Christi debut May 16 vs. San Antonio (remaining appearances were at catcher)...Recorded multi-homer game June 13 vs. San Antonio.
- ◆ Spent **2015** campaign with **Corpus Christi** and was named a Texas League Midseason All-Star.
- ◆ Opened season at extended Spring Training before joining Corpus Christi April 17...Recorded hits in 11 of his first 12 games, going 16-for-42 (.381) with six RBI...Played for **Team Puerto Rico** in **Pan Am Games** (July 10-19).
- ◆ In **2014**, named an MiLB & Rawlings Gold Glove winner...Appeared in 95 games (93 at catcher) with High-A **Lancaster**, who went on to win California League title...Logged career-best 13 HRs and 54 RBI.
- ◆ Led Cal League catchers in fielding percentage (.996, 3 E/842 TC), caught stealing percentage (56.5%, 52-of-92), games caught, total chances, putouts (755) and double plays (9).
- ◆ Tabbed by *Baseball America* as 'Best Defensive Catcher' in Cal League...Named a Mid & Postseason Cal League All-Star...Also named a MiLB.com Organizational All-Star.
- ◆ Spent **2013** season with Midwest League Champion Single-A **Quad Cities**...Led league throwing out 51.8% (43-of-83) basestealers...Recorded a club season-high 12-game hitting streak from (April 16-May 6) going 17-for-46 (.370) with a home run and seven RBI.
- ◆ In **2012**, combined to hit .237 (70-for-295) with 16 doubles, three homers and 33 RBI in 82 games with Single-A **Lexington** (61 games) and High-A **Lancaster** (21 games)...Threw out 34-of-107 (31.8%) of basestealers between the two clubs...Entered season rated by *Baseball America* as 'Best Defensive Catcher' in Houston system for third straight year.
- ◆ Played **2011** season with **Lexington**...Threw out 38.6% of basestealers (27-of-80).
- ◆ Combined to hit .227 (32/141) with six doubles, one triple and 17 RBI over 39 combined games between **Gulf Coast League Astros**, Rookie League **Greenville** and **Lexington** in his first professional season.
- ◆ Threw out 44.2% (23-of-52) of basestealers...Appeared in his first pro game a day after turning 18.
- ◆ 2010 graduate of Eloisa Pascual High School in Caguas, Puerto Rico...Converted from shortstop to catcher while in high school.
- ◆ His father, Bert, played six MLB seasons as an infielder with the Houston Astros (1981-87).

PEÑA



## DILLON PETERS

LHP **52**

BORN: AUG. 31, 1992  
 BIRTHPLACE: INDIANAPOLIS, IN  
 OPENING DAY AGE: 26  
 RESIDES:  
 NOBLESVILLE, IN  
 SIGNED THRU: 2019  
 ACQUIRED: FROM MIAMI FOR RHP TYLER STEVENS,  
 NOV. 21, 2018  
 MLB SERVICE: 71 DAYS

HEIGHT: 5-11    WEIGHT: 190    BATS: L    THROWS: L

### PETERS' LIFETIME PITCHING RECORD

Year	Club	W-L	ERA	G	GS	CG	GF	SHO	SV	IP	H	R	ER	HR	HB	BB	IBB	SO	WP	BK	BAA
2015	Marlins (GCL)	1-1	0.68	4	4	0	0	0	0	13.1	10	4	1	0	1	3	0	13	0	0	.217
	Batavia	0-3	4.83	7	7	0	0	0	0	31.2	40	25	17	2	0	10	0	27	1	1	.299
2016	Jupiter	11-6	2.46	20	20	0	0	0	0	106	102	32	29	2	9	16	0	89	3	0	.253
	Jacksonville	3-0	1.99	4	4	0	0	0	0	22.2	17	5	5	2	0	4	0	16	2	0	.205
2017	Jacksonville	6-2	1.97	9	9	0	0	0	0	45.2	33	11	10	1	3	11	0	40	6	0	.200
	Marlins (GCL)	0-1	1.35	2	2	0	0	0	0	6.2	3	3	1	0	1	4	0	6	1	0	.130
	Jupiter	1-0	0.00	2	2	0	0	0	0	10.2	5	0	0	0	1	2	0	9	0	0	.139
2018	MIAMI	1-2	5.17	6	6	0	0	0	0	31.1	32	18	18	3	2	19	1	27	3	0	.271
	MIAMI	2-2	7.16	7	5	0	2	0	0	27.2	34	22	4	1	15	0	17	3	0	0	.306
	New Orleans	6-7	5.61	19	19	0	0	0	0	102.2	129	69	64	15	5	29	0	85	1	2	.312
<b>MAJOR TOTALS</b>		<b>3-4</b>	<b>6.10</b>	<b>13</b>	<b>11</b>	<b>0</b>	<b>2</b>	<b>0</b>	<b>0</b>	<b>59</b>	<b>66</b>	<b>40</b>	<b>40</b>	<b>7</b>	<b>3</b>	<b>34</b>	<b>1</b>	<b>44</b>	<b>6</b>	<b>0</b>	<b>.288</b>
<b>MINOR TOTALS</b>		<b>28-20</b>	<b>3.37</b>	<b>67</b>	<b>67</b>	<b>0</b>	<b>0</b>	<b>0</b>	<b>0</b>	<b>339.1</b>	<b>339</b>	<b>149</b>	<b>127</b>	<b>22</b>	<b>20</b>	<b>79</b>	<b>0</b>	<b>285</b>	<b>14</b>	<b>3</b>	<b>.260</b>

### 2018 SEASON

- ◆ Made first career Opening Day roster with **Marlins**...Earned win in season debut Apr. 1 vs. Cubs after tossing six shutout innings.
- ◆ Optioned to Triple-A **New Orleans**, May 3 and would spend majority of season with Baby Cakes.
- ◆ Only other Major League appearance came July 5 at Washington with two innings pitched in relief.
- ◆ Fanned career-high 12 batters Aug. 29 vs. Nashville, while pitching career-high eight scoreless innings.
- ◆ Finished season with New Orleans on a four game winning streak.

### MAJOR LEAGUE SUMMARY

#### 2017

- ◆ Made Major League debut with **Marlins** Sept. 1 vs. Philadelphia...Tied Club record for innings pitched (7) in an MLB debut, joining Justin Nicolino (June 20, 2015) and Brad Penny (April 7, 2000)...Also tied Marlins mark for most strikeouts (8) in an MLB debut, joining José Fernández (April 7, 2013).
- ◆ In debut, infielder Brian Anderson also started and made MLB debut, marking fourth time that two Marlins started MLB debut together, joining: Justin Bour & J.T. Realmuto (June 5, 2014 at TB), Christian Yelich & Jake Marisnick (July 23, 2013 at COL), and Dan Uggla & Eric Reed (April 3, 2006 at HOU). (STATS LLC).
- ◆ Had 14 strikeouts over first two career starts, tying Dontrelle Willis for the third-most in Marlins history over a pitcher's first two career starts.
- ◆ Earned first career win in final start, Sept. 28 vs. Atlanta.
- ◆ Began season with Double-A **Jacksonville** and missed over two months on minor league disabled list with a broken left thumb (line drive) suffered in third start of year Apr. 17 at Pensacola.

### NOTABLE MINOR LEAGUE AWARDS AND HONORS

- ◆ **2017** *MiLB.com* Organization All-Star.
- ◆ **2016** Florida State League Post-Season All-Star...*MiLB.com* Organization All-Star.

### CAREER TRANSACTIONS

- ◆ June 7, 2011...Selected by **Indians** in 20th round of First-Year Player Draft (did not sign).
- ◆ June 6, 2014...Selected by **Marlins** in 10th round of First-Year Player Draft (signed July 18, 2014).
- ◆ Nov. 21, 2018...Acquired by **Angels** from **Marlins** in exchange for RHP Tyler Stevens.

PETERS





## PERSONAL/MISC

- ◆ Dillon James Peters...On Twitter: @Dillypickz.
- ◆ Attended Cathedral HS (IN)...Indiana All-State in 2009 & 2010...2010 Indiana Super Team Player of the Year...Went 12-1 with a 0.63 ERA and 154 strikeouts in 89.1 innings as a senior.
- ◆ Attended University of Texas...Junior season and college career were cut short by Tommy John surgery following 2014 Big 12 Tournament...Was 7-3 with a 2.13 ERA as a junior for Longhorns and 6-3 with a 1.97 ERA as a sophomore...Tossed seven innings in a combined no-hitter against Kansas State, May 16, 2014.
- ◆ Originally signed by Marlins scout Ryan Wardinsky.

## MAJOR LEAGUE HITTING TOTALS

AVG	AB	H	HR	RBI
.063	16	1	0	0

## CAREER FIELDING

POS	PCT	G	PO	A	E	TC	DP
P	1.000	13	4	11	0	15	1

## MICHELLE CAREW COMMUNITY COURTYARD

Dedicated Sept. 17, 1999

The Michelle Carew Community Courtyard features a bronze statue bust of Michelle with the family's Rottweiler dog Hunter. The statue is placed in the Angel Stadium perimeter plaza, located just inside Gate 3.

Michelle Carew passed away April 17, 1996 at the age of 18 after a courageous battle with leukemia. Michelle, daughter of former Angel and Hall of Famer Rod Carew, became ill Sept. 10, 1995 and was diagnosed with acute non-lymphocytic leukemia (ANLL), Sept. 18. In the months that followed, the Carew family went on a nationwide publicity campaign that generated more than 70,000 phone calls to the National Bone Marrow Program. As a result, phone calls from minorities more than doubled weekly, and overall donor registration increased by 33 percent.

*INSCRIPTION: This courtyard was dedicated September 17th 1999 in loving memory of Michelle Carew. Her spirited battle against leukemia raised awareness of the National Marrow Donor Program throughout this country. In the process, her legacy has saved countless lives. "When she went to sleep, she woke up the world."*





**KEINNER  
PIÑA**

**C 96**

BORN: FEB. 12, 1997      OPENING DAY AGE: 22  
 BIRTHPLACE: BARQUISIMETO, VZ      RESIDES: BARQUISIMETO, VZ  
 SIGNED THRU: 2019  
 ACQUIRED: SIGNED AS INTERNATIONAL FREE AGENT,  
 OCT. 17, 2013

HEIGHT: 5-10      WEIGHT: 175      BATS: R      THROWS: R

## NON-ROSTER INVITEE

### PIÑA'S LIFETIME PLAYING RECORD

Year	Club	AVG	G	AB	R	H	2B	3B	HR	RBI	SH	SF	HBP	BB	IBB	SO	SB	CS	GDP	SLG	OBP	E
2014	— Angels (DSL)	.214	47	154	19	33	1	0	0	14	1	1	7	31	1	34	8	9	3	.221	.368	2
2015	— Angels (DSL)	.246	35	122	15	30	2	1	0	13	0	1	1	21	0	21	7	4	1	.279	.259	6
	Angels (AZL)	.108	12	37	4	4	0	0	0	2	1	1	0	3	0	10	0	1	3	.108	.171	1
2016	— Angels (AZL)	.296	37	142	19	42	4	1	0	17	0	1	1	12	0	26	5	2	5	.338	.353	3
	Orem	.250	3	12	0	3	0	0	0	2	0	0	0	1	0	4	0	0	0	.250	.308	2
2017	— Orem	.292	48	185	34	54	7	0	0	33	0	3	8	23	0	19	1	0	4	.330	.388	1
2018	— Burlington	.256	82	313	26	80	8	2	0	36	2	3	4	20	0	72	3	0	6	.294	.306	8
<b>MINOR TOTALS</b>		<b>.255</b>	<b>264</b>	<b>965</b>	<b>117</b>	<b>246</b>	<b>22</b>	<b>4</b>	<b>0</b>	<b>117</b>	<b>4</b>	<b>10</b>	<b>21</b>	<b>111</b>	<b>1</b>	<b>186</b>	<b>24</b>	<b>16</b>	<b>22</b>	<b>.286</b>	<b>.341</b>	<b>23</b>

- ◆ Keinner (KAY-ner) José Piña (PEEN-ya)...Signed by Angels' Scouts Carlos Ramirez and Lebi Ochoa.
- ◆ Enters fifth professional season in **2019** and first MLB camp (joined LAA in big league camp for two games; one in 2018 and one in 2017)...Seeks first professional home run (264 minor league games).
- ◆ Has thrown out 42% of base stealers in minor league career (220 games caught; 143 of 337)...Own .989 career fielding pct. behind plate (23 E /2043 TC)...Has also played 15 career games at first base.
- ◆ For **2018** campaign, played career-high 82 games at Single-A **Burlington**...Led Midwest League in caught stealing percentage, throwing out nearly half of base stealers (49.5%; 47 of 99).
- ◆ Batted .245 (47/192) over first three months of season (50 games) and hit .282 (33/117) over final two months (32 games).
- ◆ Established career highs in hits (80), doubles (8), triples (2), RBI (36) and strikeouts (72).
- ◆ In **2017**, hit .292 (54/185) in 48 games with Rookie-Level **Orem**...Hit .323 (30/93) in road games and .324 (23/71) in July (23/71)...383 OBP established a career best.
- ◆ Laced walk-off single to right field in bottom of ninth against Grand Junction, July 1.
- ◆ Committed just one error in 433 total chances to lead Pioneer League catchers (.998)...Threw out 26 of 53 (49%) of base stealers to lead league.
- ◆ Hit .296 (42/142) in 37 games of **Arizona Summer League** in **2016**...Logged 13 multi-hit games, including career-high four hits July 21 vs. AZL Diamondbacks...Threw out 20 of 56 base stealers (36%)...Was named Angels Organizational Defensive Player of the Month for two consecutive months (July-Aug.).

PIÑA



## GENE AUTRY MEMORIAL STATUE

Dedicated April 1, 1998

The Gene Autry statue is a life-size bronze piece depicting the longtime Angels owner, who became a legend in the entertainment industry in a career that spanned seven decades. Autry's first steps toward becoming a sports legend came when he took over the ownership of the Los Angeles Angels expansion team in 1960, a position he has held for over three decades.

At the base of the statue lay five of Autry's replica stars from the Hollywood Walk of Fame. The statue is placed in the Angel Stadium perimeter plaza, located just inside Gate 2.

INSCRIPTION: *GENE AUTRY - Founder of California Angels, 1961. His uniform number 26 was retired in 1982 by the players.*

*Singing Cowboy. Actor. Composer. Air Force Pilot. Entrepreneur. Baseball Fan. Philanthropist. 88th Degree Mason. Best Friend.*





## CÉSAR PUELLO

# OF 48

BORN: APRIL 1, 1991  
BIRTHPLACE: LA ROMANA, DR  
SIGNED THRU: 2019

OPENING DAY AGE: 27  
RESIDES: LA ROMANA, DR  
MLB SERVICE: 1 YEAR, 19 DAYS

ACQUIRED: SIGNED TO MINOR LEAGUE CONTRACT,  
NOV. 26, 2018

HEIGHT: 6-2    WEIGHT: 220    BATS: R    THROWS: R

### NON-ROSTER INVITEE

#### PUELLO'S LIFETIME PLAYING RECORD

Year	Club	AVG	G	AB	R	H	2B	3B	HR	RBI	SH	SF	HBP	BB	IBB	SO	SB	CS	GDP	SLG	OBP	E
2008	— Mets (GCL)	.305	40	151	24	46	6	0	1	17	1	0	6	5	0	32	13	5	1	.364	.350	1
2009	— Kingsport	.296	49	196	37	58	10	0	5	23	0	1	14	10	1	51	15	5	5	.423	.373	4
2010	— Savannah	.292	109	404	80	118	22	1	1	34	1	10	22	32	1	82	45	10	9	.359	.375	8
2011	— St. Lucie	.259	117	441	67	114	21	5	10	50	6	3	20	18	1	103	19	9	7	.397	.313	10
2012	— St. Lucie	.260	66	227	36	59	17	4	4	21	0	2	16★	7	0	58	19	2	5	.423	.328	2
2013	— Binghamton	.326	91	331	63	108	21	2	16	73	2	0	16	28	2	82	24	7	5	.547	.403	4
2014	— Las Vegas	.252	105	318	59	80	20	2	7	37	0	2	21★	30	3	72	13	1	7	.393	.355	8
2015	— Mets (GCL) (1)	.000	1	3	0	0	0	0	0	0	0	0	0	0	0	1	0	0	0	.000	.000	0
2016	— Scranton/WB	.283	78	230	35	65	13	0	5	31	3	3	18★	35	1	56	18	13	9	.404	.413	5
2017	— Round Rock	.247	43	162	24	40	8	1	6	27	2	0	3	12	1	38	5	1	7	.420	.307	3
	— Salt Lake	.397	44	184	42	73	18	1	7	34	1	0	2	13	0	44	13	3	4	.620	.440	3
	— LAA	.250	1	4	0	1	0	0	0	1	0	0	0	0	0	1	2	0	0	.250	.250	0
	— TAMPA BAY	.200	16	30	6	6	0	0	0	2	0	0	1	4	0	11	0	0	2	.200	.314	0
2018	— Reno	.317	73	249	43	79	10	3	6	33	1	5	16	35	0	59	6	3	7	.454	.425	2
	— Sacramento	.289	13	45	5	13	1	0	0	4	0	1	1	5	0	8	0	1	2	.311	.365	0
<b>MAJOR TOTALS</b>		<b>.206</b>	<b>17</b>	<b>34</b>	<b>6</b>	<b>7</b>	<b>0</b>	<b>0</b>	<b>3</b>	<b>0</b>	<b>0</b>	<b>1</b>	<b>4</b>	<b>0</b>	<b>12</b>	<b>2</b>	<b>0</b>	<b>2</b>	<b>.206</b>	<b>.308</b>	<b>0</b>	
<b>MINOR TOTALS</b>		<b>.290</b>	<b>829</b>	<b>2941</b>	<b>515</b>	<b>853</b>	<b>167</b>	<b>19</b>	<b>68</b>	<b>384</b>	<b>22</b>	<b>22</b>	<b>155</b>	<b>230</b>	<b>10</b>	<b>686</b>	<b>190</b>	<b>50</b>	<b>68</b>	<b>.429</b>	<b>.370</b>	<b>49</b>

(1) rehab assignment

★ led or tied for league lead

- ◆ César (SAY-z) Puello (PWAY-oh)...Originally signed with **Mets** as non-drafted free agent in 2007 at 16 years old... Twice named by *Baseball America* as a Top-5 prospect in Mets' system (No. 3 in 2011, No. 5 in 2012)...Was on Mets' 40-man roster for nearly four years from 2011-15.
- ◆ Rejoins **Angels** organization for **2019** (appeared in 44 games with **Salt Lake** and one contest with Halos in 2017, his MLB debut Aug. 9 vs. Baltimore)...A career .290 hitter in 829 minor league games and successful on 79% (190 of 240) of SB attempts in minor league career...2019 represents 12th professional season.
- ◆ Split **2018** with Triple-A **Reno** and Triple-A **Sacramento** combining to hit .313 (92/294) with 48 runs, 11 doubles, three triples, six home runs, 37 RBI and six stolen bases.
- ◆ In **2017**, saw first Major League action in 17 games with **Angels** (1) and **Rays** (16), combining to hit .206 (7/34) with three RBI and two stolen bases...First big league hit came in MLB debut with Angels on Aug. 9 vs. Orioles; drove in go-ahead run and then stole second and third base.
- ◆ Began season in **Rangers'** organization with **Triple-A Round Rock**...Signed with Angels June 3 and claimed off waivers by Rays on Aug. 19...Spent majority of season with **Round Rock** and **Salt Lake** combining to slash .327/.377/.526 with 26 doubles, 13 home runs and 61 RBI in 87 games.
- ◆ In **2016**, spent entire season with Yankees' Triple-A **Scranton/Wilkes-Barre** affiliate, posting his second-highest OPS (.817) in any minor league season...Led International League with 18 HBP, third time in career leading league in HBP (also 2012 & 2014)...On disabled list (April 15-25) with concussion after he was struck in head by teammate's bat in dugout...Club won IL championship.
- ◆ Began **2015** season on **Mets'** 15-day DL with stress reaction in his back (transferred to 60-day DL May 5)...Appeared in one rehab game with **GCL Mets** and released August 19.
- ◆ In **2014**, played 105 games with Triple-A **Las Vegas**...Batted .252 (80/318) with 59 runs, 20 doubles, seven home runs, 37 RBI and 13 SB in first career season in Triple-A...Led PCL with 21 HBP.
- ◆ Spent **2013** season with Double-A **Binghamton** establishing career bests in batting avg. (.326), HR (16) and RBI (73)...Tied for Eastern League lead with 16 HBP...Recorded slash line of .326/.403/.547...Named Eastern League Mid-Season All-Star...One of just 10 double-A hitters with at least 15 HR and 20 SB.
- ◆ Named Eastern League Player of Week for June 3-9 (.500, 12-24, 7 R, 2 HR, 5 HBP, 13 RBI, 2 SB in 6 G)...Also named MiLB.com Organizational All-Star.
- ◆ Limited to 66 games in **2012** for High-A **St. Lucie**...Had two stints on disabled list (fractured left hamate bone; May 26-July 2 & strained right hamstring; July 25-Aug. 4)...Was 19-for-21 (90.5%) on stolen base attempts.
- ◆ Spent full **2011** campaign with **St. Lucie**...Ranked second in Florida State League with 20 HBP...Rated as fifth-best prospect and best outfield arm in Mets' organization by *Baseball America* following the season.
- ◆ With Single-A **Savannah** in **2010**, led Mets farmhands and set career high with 45 stolen bases...Ranked fifth in South Atlantic League in steals and second with 22 HBP...Earned Sterling Award as top player for Savannah...Rated #3 prospect and best athlete in Mets' organization by *Baseball America* following the season.
- ◆ Spent **2009** season with Rookie-level **Kingsport**...Made professional debut with the **GCL Mets** in **2008**, hitting .305 (46/151) in 40 games.
- ◆ Played both baseball and basketball for Santa Rosa de Lima High School in La Romana, Dominican Republic.





**ALBERT  
PUJOLS**

**INF 5**

**BORN:** JAN. 16, 1980      **OPENING DAY AGE:** 39  
**BIRTHPLACE:** SANTO DOMINGO, DR      **RESIDES:** ST. LOUIS COUNTY, MO  
**SIGNED THRU:** 2021      **MLB SERVICE:** 17 YEARS  
**ACQUIRED:** SIGNED AS MAJOR LEAGUE FREE AGENT, DEC. 10, 2011

**MARRIED:** DEIDRE JAN. 1, 2000  
**CHILDREN:** 3 DAUGHTERS: ISABELLA, SOPHIA AND ESTER  
 & 2 SONS: ALBERTO, JR (A.J.) & EZRA

**HEIGHT:** 6-3      **WEIGHT:** 235      **BATS:** R      **THROWS:** R

## PUJOLS' LIFETIME PLAYING RECORD

Year	Club	AVG	G	AB	R	H	2B	3B	HR	RBI	SH	SF	HBP	BB	IBB	SO	SB	CS	GDP	SLG	OBP	E
2000	— Peoria	.324	109	395	62	128	32	6	17	84	0	2	5	38	7	37	2	4	10	.565★	.389	19
	Potomac	.284	21	81	11	23	8	1	2	10	1	0	0	7	0	8	1	1	3	.481	.341	3
	Memphis	.214	3	14	1	3	1	0	0	2	0	0	0	1	0	2	1	0	0	.286	.287	0
2001	— ST. LOUIS	.329	161	590	112	194	47	4	37	130	1	7	9	69	6	93	1	3	21	.610	.403	20
2002	— ST. LOUIS	.314	157	590	118	185	40	2	34	127	0	4	9	72	13	69	2	4	20	.561	.394	11
2003	— ST. LOUIS	.359★	157	591	137★	212★	51★	1	43	124	0	5	10	79	12	65	5	1	13	.667	.439	4
2004	— ST. LOUIS	.331	154	592	133★	196	51	2	46	123	0	9	7	84	12	52	5	5	21	.657	.415	10
2005	— ST. LOUIS	.330	161	591	129★	195	38	2	41	117	0	3	9	97	27★	65	16	2	19	.609	.430	14
2006	— ST. LOUIS	.331	143	535	119	177	33	1	49	137	0	3	4	92	28★	50	7	2	20	.671★	.431★	6
2007	— ST. LOUIS	.327	158	565	99	185	38	1	32	103	0	8	7	99	22	58	2	6	27★	.568	.429	8
2008	— ST. LOUIS	.357	148	524	100	187	44	0	37	116	0	8	5	104	34★	54	7	3	16	.653★	.462	6
2009	— ST. LOUIS	.327	160	568	124★	186	45	1	47★	135	0	8	9	115	44★	64	16	4	23	.658★	.443	13
2010	— ST. LOUIS	.312	159	587	115★	183	39	1	42★	118★	0	6	4	103	38★	76	14	4	23	.596	.414	4
2011	— ST. LOUIS	.299	147	579	105	173	29	0	37	99	0	7	4	61	15	58	9	1	29★	.541	.366	14
2012	— LAA	.285	154	607	85	173	50	0	30	105	0	6	5	52	16	76	8	1	19	.516	.343	7
2013	— LAA	.258	99	391	49	101	19	0	17	64	0	7	5	40	8	55	1	1	18	.437	.330	3
2014	— LAA	.272	159	633	89	172	37	1	28	105	0	9	5	48	11	71	5	1	28★	.466	.324	3
2015	— LAA	.244	157	602	85	147	22	0	40	95	0	3	6	50	10	72	5	3	15	.480	.307	5
2016	— LAA	.268	152	593	71	159	19	0	31	119	0	6	2	49	6	75	4	0	24	.457	.323	2
2017	— LAA	.241	149	593	53	143	17	0	23	101	0	4	2	37	5	93	3	0	26	.386	.286	3
2018	— LAA	.245	117	465	50	114	20	0	19	64	0	3	2	28	3	65	1	0	12	.411	.289	4
<b>MAJOR TOTALS</b>		<b>.302</b>	<b>2692</b>	<b>10196</b>	<b>1773</b>	<b>3082</b>	<b>639</b>	<b>16</b>	<b>633</b>	<b>1982</b>	<b>1</b>	<b>106</b>	<b>104</b>	<b>1279</b>	<b>310</b>	<b>1211</b>	<b>111</b>	<b>41</b>	<b>374</b>	<b>.554</b>	<b>.382</b>	<b>137</b>
<b>A.L. TOTALS</b>		<b>.260</b>	<b>987</b>	<b>3884</b>	<b>482</b>	<b>1009</b>	<b>184</b>	<b>1</b>	<b>188</b>	<b>653</b>	<b>0</b>	<b>38</b>	<b>27</b>	<b>304</b>	<b>59</b>	<b>507</b>	<b>27</b>	<b>6</b>	<b>142</b>	<b>.453</b>	<b>.315</b>	<b>24</b>
<b>N.L. TOTALS</b>		<b>.328</b>	<b>1705</b>	<b>6312</b>	<b>1291</b>	<b>2073</b>	<b>455</b>	<b>15</b>	<b>445</b>	<b>1329</b>	<b>1</b>	<b>68</b>	<b>77</b>	<b>975</b>	<b>251</b>	<b>704</b>	<b>84</b>	<b>35</b>	<b>232</b>	<b>.617</b>	<b>.420</b>	<b>110</b>
<b>MINOR TOTALS</b>		<b>.314</b>	<b>133</b>	<b>490</b>	<b>74</b>	<b>154</b>	<b>41</b>	<b>7</b>	<b>19</b>	<b>96</b>	<b>1</b>	<b>2</b>	<b>5</b>	<b>46</b>	<b>7</b>	<b>47</b>	<b>4</b>	<b>5</b>	<b>13</b>	<b>.543</b>	<b>.378</b>	<b>22</b>

★ led or tied for league lead

- Disabling Injuries:** **2018** — Left knee inflammation; disabled July 13-23.  
 Left knee surgery; disabled Aug. 30 (retro to Aug. 29) - end of season.  
**2013** — Partially torn plantar fascia in left foot; disabled July 28 (retro to July 27) - end of season.  
**2011** — Fractured left radius at the wrist; disabled June 20-July 4.  
**2008** — Left calf strain; disabled June 11-25.  
**2006** — Right oblique strain; disabled June 4-21.

## 2018 SEASON

- ◆ In the midst of 18th big league season and seventh with the **Angels**, became the 32nd member of the 3,000 hit club...Singled in the fifth inning May 4th at Safeco Field to reach the plateau... At 38 years, 108 days, is the 10th youngest player to reach the 3,000 hit mark. (STATS LLC)...Was the sixth foreign born player to accomplish the feat and second player to log 3,000th hit in an Angels uniform (Rod Carew)...Joined Adrián Beltré as the only natives of the Dominican Republic to reach the 3,000 hit plateau.
- ◆ Became the 12th player to reach the milestone in their first 18 seasons.
- ◆ Joined Stan Musial and Alex Rodriguez as only players with 3+ MVP Awards and 3,000 hits.
- ◆ Tallied 1,000th hit as an Angel Aug. 10th...Joined Dave Winfield, Frank Robinson, Vladimir Guerrero, Fred McGriff, Carlos Lee, Orlando Cabrera, Carlos Beltran and Alfonso Soriano as one of nine players to amass 1,000 hits in both leagues...Is the 12th player in franchise history to reach the 1,000-hit mark.

## FOUR OF A KIND

Players with 3,000 H and 600 HR

PLAYER	HITS	HOME RUNS
HANK AARON	3,771	755
WILLIE MAYS	3,283	660
ALEX RODRIGUEZ	3,115	696
ALBERT PUJOLS	3,082	633





- ◆ Finished the season with 19 home runs...Joined Barry Bonds, Eddie Murray and Frank Robinson as the only players in baseball history to record at least 15 home runs in each of his first 18 big league seasons.
- ◆ Missed final 29 games of the season following left knee surgery...Went 10-day D.L. Aug. 30 (retro to the 29th)...Also missed six games in July with left knee inflammation.

## CAREER HIGHLIGHTS

- ◆ A three-time National League MVP (2005; 2008-09) - one of five N.L. players all-time to win award three times or more (also Barry Bonds, Mike Schmidt, Roy Campanella and Stan Musial)...Finished in top five in N.L. MVP voting in each of his first six seasons (finished second on four occasions).
- ◆ After 18 seasons, is batting .302 (3082/1,0196) with 633 home runs, 1,982 RBI and a .936 OPS...Since rookie campaign in 2001, leads MLB in home runs, doubles, RBI, total bases (5,461) & runs (1,723).
- ◆ Enters the 2018 season as the Majors' active home run, doubles, RBI and games played leader...Among MLB actives, leads (min. 1,000 PA) first in slugging, first in OBP and second in average.

## HITS

- ◆ Tallied 3,000th career hit May 4, 2018 at Safeco Field...Became the 32nd player all time with 3,000 hits, the sixth foreign born player to accomplish the feat and the second player to do so in an Angels uniform (Rod Carew in 1985)...Joined Adrián Beltré as the only natives of the Dominican Republic to reach the 3,000 hit plateau...For more info, see 2018 Season Summary.
- ◆ One of 12 players to tally 3,000 hits in their first 18 seasons.
- ◆ With 1,00th career hit as an Angel on Aug. 10, 2018, joined Dave Winfield, Frank Robinson, Vladimir Guerrero, Fred McGriff, Carlos Lee, Orlando Cabrera, Carlos Beltran & Alfonso Soriano as one of nine players to reach 1,000 hits in both the A.L. and N.L.

## HOME RUNS

- ◆ 633 career home runs rank sixth all-time...Enters 2019 27 home runs behind Willie Mays (660) for fifth all-time.
- ◆ Became the ninth member of the 600 home run club June 3, 2017 vs. Minnesota...Was the fourth-youngest player all-time to reach the milestone.
- ◆ With 610th career home run Aug. 22, 2017, passed Sammy Sosa for eighth on baseball's all-time list and most ever for by a foreign-born player.
- ◆ Hit 500th home run Apr. 22, 2014 at Washington... First member of prestigious club to collect home runs #499 and #500 in same contest...At 34 years and 96 days, is third youngest player in MLB history to reach 500 home runs.
- ◆ Only player in MLB history to hit 30-or-more home runs in each of his first 12 seasons (2001-12).
- ◆ Has homered in 37 different ballparks and off 407 different pitchers.

## RBI

- ◆ Begins 2018 with 1,982 RBI, good for sixth most in baseball history...According to ELIAS, is vying to become just the third player all time to tally 2,000 RBI, joining Hank Aaron (2,297) and Alex Rodriguez (2,086).
- ◆ Second player in MLB history to have 10 straight 100-RBI seasons to open a career (Al Simmons, 11 seasons).

## RUNS

- ◆ With 1,773 runs, looking to become the 18th player in history to score 1,800 runs and, according to STATS, just the fourth first baseman to reach the plateau: Pete Rose (2,165), Stan Musial (1,949) and Lou Gehrig (1,888).

## MISC.

- ◆ One of six players all-time with 600 HR, 1,700 runs scored and 1,900 RBI: Hank Aaron, Willie Mays, Barry Bonds, Alex Rodriguez and Babe Ruth.
- ◆ According to STATS, only four other players have ever tallied 3,000 hits with at least 1,200 of them going for extra bases: Hank Aaron, Stan Musial, Willie Mays and Alex Rodriguez...Pujols owns 1,262 career extra-base hits and would be the first with 1,250+ hits at that time of his 3,000th.
- ◆ Only player in MLB history to post 10 consecutive seasons with a .300 average, 30 doubles, 30 home runs and 100 RBI (2001-10)...With 50 doubles in 2012, became first player in MLB history with three seasons of 50 doubles & 30 home runs.

## ALBERT, ALL-TIME

Albert Pujols ranks among the all-time MLB leaders in several categories...

- 633 Home Runs (6th)
- 639 Doubles (10th)
- 1,288 Extra Base Hits (6th)
- 5,652 Total Bases (9th)
- 3,082 Hits (23rd)
- 1,773 Runs (21st)
- 1,982 RBI (6th - ELIAS)
- .936 OPS (31st)

## PUJOLS' HISTORIC HOMERS

HR	Date	Pitcher
1	Apr. 6, 2001 at ARI	Armando Reynoso
100	July 20, 2003 at LAD	Odalis Perez
200	Sept. 30, 2005 vs. CIN	Matt Belisle
300	July 4, 2008 vs. CHC	Bob Howry
400	Aug. 26, 2010 at WAS	Jordan Zimmermann
500	Apr. 22, 2014 at WAS	Taylor Jordan
600	June 3, 2017 vs. MIN	Ervin Santana
610*	Aug. 22, 2017 vs. TEX	Nick Gardewine

\* Passed Sammy Sosa for the most home runs ever hit by a foreign-born.



- ◆ Has hit 40+ home runs seven times, logged 120+ RBI during six campaigns and scored 110+ runs in eight different seasons... Has posted 350+ total bases on seven occasions.
- ◆ Had historic rookie season in 2001 to win unanimous National League Rookie of Year honors (.329, 112 R, 37 HR, 130 RBI), just fourth rookie in history to post a .300 average, 30 home runs, 100 RBI and 100 runs...Matched Ted Williams' previous MLB record with 30+ HR in each of his first five seasons – a streak Pujols extended to first 11 campaigns.
- ◆ In first 5,000 career at-bats, recorded 744 extra-base hits, most in N.L. history...Youngest player ever to reach 250 career home runs (26 years, 258 days)...Majors' fastest player (806 games) to both 1,000 hits & 200 home runs, passing Willie Mays' mark of 825 games.
- ◆ Finished 2017 with 307 intentional walks to rank second on MLB all-time list.

## MOST SEASONS WITH 30 HR AND 100 RBI ALL TIME

PLAYER	SEASONS
ALEX RODRIGUEZ	14
<b>ALBERT PUJOLS</b>	<b>12</b>
MANNY RAMIREZ	12
JIMMIE FOXX	12
BABE RUTH	12

## MAJOR LEAGUE SUMMARY 2017

- ◆ Became the ninth member of the 600 home run club during 17th big league season and sixth with the **Angels**...Connected for career home run 600 at Angel Stadium on June 3 vs. Minnesota...Became the fourth youngest player to reach the milestone...Home run came as a grand slam off Ervin Santana...According to STATS, was the first player ever whose 500th, 600th or 700th home run came as a grand slam.
- ◆ Hit 610th career home run Aug. 22, passing Sammy Sosa for eighth on baseball's all-time list and most ever for by a foreign-born player.
- ◆ Finished season with 23 home runs, becoming just the third player ever to tally 20+ home runs in 16 of first 17 seasons: Hank Aaron (16 times) and Willie Mays (16 times).
- ◆ Drove in 101 RBI which paced the Club and ranked ninth in the A.L....Reached the century mark in RBI for the 14th time in career, joining Alex Rodriguez as the only players in Major League history to drive in 100 runs 14 times...With RBI on Apr. 28, passed Rafael Palmeiro (1,835) for the most career RBI by a player born outside the U.S.

## MACHINERY

Following is a listing of some of Pujols' career accomplishments...

- 10x All-Star
- 6x Louisville Silver Slugger Award
- 3x N.L. MVP
- 2x World Series champion
- 2x Rawlings Gold Glove recipient
- 2x N.L. Home Run champion
- 2001 N.L. Rookie of the Year
- 2003 N.L. Batting champion
- 2004 NLCS MVP
- 2008 Roberto Clemente Award
- 2010 N.L. RBI champion

PUJOLS



## 2016

- ◆ In fifth season with the **Angels** and 16th in the Majors, finished third in the American League with 119 RBI...RBI were most driven in since 2010...Eclipsed the century mark in RBI for the 13th time in career and joined Alex Rodriguez (14 times), Jimmie Foxx (13), Lou Gehrig (13) and Babe Ruth (13) as the only players to amass 100 RBI in 13 different seasons.
- ◆ Tagged a team-leading 31 home runs to push career home run total to 591, good for ninth on baseball's all-time list...Reached the 30-home-run mark for the 14th time...Is just the fourth player all-time with 14, 30+ homer campaigns: Alex Rodriguez (15), Hank Aaron (15) and Barry Bonds (14)...Became the first to accomplish the feat in 14 of his first 16 seasons.
- ◆ After opening the season batting .219 with 10 home runs and 33 RBI in first 48 games, went on to hit .290 with 21 home runs and 86 RBI in last 104 tilts since...Was one of three players in the Majors in that stretch to hit .290 with 15 home runs and 85 RBI: Nolan Arenado and Carlos Gonzalez.
- ◆ Led the Majors with 31 RBI in July...Was just the fifth time in career driving in 30+ runs in a month and first since June 2009 (35)...Marked just the 10th time in franchise history an Angel tallied 30 RBI in a single month and first since Kendrys Morales (33) in August of 2009.

## 2015

- ◆ During 15th big league season (fourth with the Angels), tallied 40 homers to push career total to 560, good for 14th on baseball's all-time list...40 home runs were tied for fifth in the A.L. and ranked second on the Club (Trout, 41 HR)...Marked highest single-season total since 2010 (42 HR w/ St. Louis) and was the seventh time during career reaching the plateau, making him one of eight players to accomplish the feat seven different times.

## FIVE GUYS

With 40 home runs in 2015, Albert Pujols became one of only five players all-time to log seven, 40-homer seasons in their first 15 campaigns, joining Ken Griffey Jr., Alex Rodriguez, Babe Ruth and Sammy Sosa.





- ◆ Reached the 90-RBI mark for the 14th time during career, becoming the fourth player all-time with at least 14, 90-RBI seasons, joining Hank Aaron (16 times), Babe Ruth (14) and Alex Rodriguez (14)...Is the only player to do so in their first 15 seasons.
- ◆ Tabbed as an All-Star for the 10th time in career...His 26 home runs tied an Angels franchise record for homers before the break...Teamed with Mike Trout to become just the fourth pair of teammates to log 25 home runs before the All-Star break and first since Ken Griffey Jr. and Alex Rodriguez did so for the Mariners in 1998.
- ◆ Hit 13 home runs in June, tying the Angels franchise record for most homers hit in a single month (Mo Vaughn, 13 in May 2000; and Tim Salmon, 13 in June 1996).
- ◆ Started the All-Star Game in Cincinnati at first base for the A.L... Replaced Miguel Cabrera as the starting first baseman...Started the Midsummer Classic for the eighth time in career...16th player to start a game for both the A.L. and N.L. and fourth first baseman to do so.
- ◆ Participated in the Home Run Derby for the fourth time in his career: 2003, 2007 and 2009...Combined to hit 21 home runs in the first and second rounds of the Derby...Eliminated Cubs' Kris Bryant in the first round before falling to Dodgers' Joc Pederson in the second round.
- ◆ Stole career base 100 July 26 to become one of 12 players all-time with 500 career home runs and 100 stolen bases: Barry Bonds, Hank Aaron, Babe Ruth, Alex Rodriguez, Willie Mays, Ken Griffey Jr., Sammy Sosa, Frank Robinson, Reggie Jackson, Mike Schmidt and Mickey Mantle.

## FOR THE BIRDS

During his 11 seasons in St. Louis, Pujols ranks among some of the all-time Red Bird greats...

RUNS	1,291 (3rd)
HR	445 (2nd)
RBI	1329 (2nd)
TOTAL BASES	3893 (2nd)
SLG	.617 (2nd)
OBP	.420 (4th)
OPS	1.037 (2nd)

## 2014

- ◆ In third season with **Angels**, hit 499th and 500th career home runs Apr. 22 at Washington (both off RHP Taylor Jordan)...One of 26 MLB players to reach 500 homers, first ever to hit #499 & #500 in same game (also hit #400 at Nationals Park)...According to ELIAS, at 34 years and 96 days, is third youngest player in MLB history to reach 500 home runs.
- ◆ 12th player in history with 500 home runs, 500 doubles and 1,500 RBI: Babe Ruth, Ted Williams, Hank Aaron, Eddie Murray, Willie Mays, Frank Robinson, Ken Griffey Jr., Barry Bonds, Rafael Palmeiro, Alex Rodriguez & Manny Ramirez.
- ◆ Became one of five players with 12 or more 100 RBI campaigns before age-35 season: Alex Rodriguez – 14, Jimmie Foxx – 13, Lou Gehrig – 12, Al Simmons – 12.
- ◆ Became just third player since 1901 to drive in 1,600 runs in first 14 seasons (Lou Gehrig and Al Simmons).
- ◆ Collected career hit 2,500 Sept. 6 at Minnesota...One of 12 MLB players since 1901 to accomplish feat in first 14 seasons.
- ◆ Scored 1,500th career run in third inning Sept. 6...Since 1901, only 10 players have reached mark in age 34 or younger season: Babe Ruth, Alex Rodriguez, Frank Robinson, Mel Ott, Mickey Mantle, Rickey Henderson, Lou Gehrig, Jimmie Foxx, Ty Cobb and Hank Aaron.
- ◆ 16th player in MLB history with 2,500 hits, 1,500 runs and 500 home runs and just fourth to do so before age-35 season: (Alex Rodriguez, Hank Aaron and Jimmie Foxx).
- ◆ 2014 marked 12th season of career with 20+ home runs and 30+ doubles, tied with Manny Ramirez for most in MLB history...Logged 16th career walk-off hit (second with Angels) with a solo home run in 19th inning Aug. 9 vs. Boston...Marked latest walk-off home run in Angels history.
- ◆ .997 fielding pct. at first base led A.L. and tied Angels single-season record by a first baseman (min. 100 games started).

## ONE AND ONLY...

Pujols is the only player in MLB history to hit 30-or-more home runs in each of his first 12 seasons (2001-12)...He is also the only player in MLB history to post 10 consecutive seasons with a .300 average, 30 doubles, 30 home runs and 100 RBI (2001-10).

## 2013

- ◆ In second season with **Angels**, missed final 62 games of season after going on 15-day disabled list on July 28 with a partial tear of left plantar fascia (did not undergo surgery)...Marked fourth career D.L. stint, first since 2011.
- ◆ Did not reach 30 homers for first time in career.
- ◆ Collected 1,000th career extra-base hit on Apr. 10, becoming 35th player in MLB history to accomplish feat.
- ◆ Singled on July 4 against Cardinals, giving him a hit against every MLB team.

## 2012

- ◆ Played 12th MLB season and first with **Angels**...Finished second in A.L. in doubles (50) and third in extra base hits (80)...Led Halos with 154 games played.
- ◆ Hit at least 30 home runs for 12th straight season, only player in MLB history to log 30+ home runs in first 12 campaigns and one of four players to hit at least 30 home runs in 12 straight seasons at any point of their career: Barry Bonds (13, 1992-2004), Alex Rodriguez (13, 1998-2010) & Jimmie Foxx (12, 1929-40).



- ◆ 2012 marked third season of career (also, 2003 and 2004) with 30+ home runs and 50+ doubles, becoming the only player in MLB history to accomplish the feat three times in a career (STATS LLC)...50 doubles are second highest single-season total in franchise history (Garret Anderson, 56 in 2002).
- ◆ After posting a season-low .190 average with one home run and nine RBI through May 8 (30 games), went on to hit .309 (150/486) with 29 home runs and 96 RBI over his next 124 games.
- ◆ Drove in 100 runs for 11th time in 12 professional seasons...Collected 1,400th career RBI on Aug. 1, becoming just fourth player in MLB history to reach 1,400 RBI in his first 12 campaigns (Joe DiMaggio, Al Simmons and Lou Gehrig).
- ◆ Hit first home run as an Angel May 6 to snap career-long 110 at-bat homerless drought (single-season).
- ◆ Hit 500th double of career Sept. 22 vs. Chicago, becoming one of 19 players all-time with 500+ doubles and 400+ HR...Drew career walk number 1,000 June 24, one of just 12 active players with 1,000 free passes.

## 2011

- ◆ In 11th MLB season with **St. Louis**, ranked among N.L. leaders in several categories despite missed time on disabled list with a fractured left wrist (disabled June 20-July 4)...Ranked third in home runs (37), tied for third in runs (105) and seventh in RBI (99)...Fell shy of his 11th consecutive season with a .300+ average (.299) and 100 RBI (99)...Marked 11th consecutive season with 30+ home runs.
- ◆ 10th time in 11 seasons he reached 100 runs...Collected 2,000th hit July 29 vs. Cubs...Had MLB-best 40-game on-base streak (Aug. 11-Sept. 25).
- ◆ Hit 465 foot home run Aug. 14 vs. Colorado, longest home run ever at Busch Stadium III.

## 2010

- ◆ Hit 40 home runs for sixth time in career...Led N.L. in RBI (118), home runs (42) for second consecutive season and second time in career, runs (115) for second consecutive season and sixth time overall and extra-base hits (86) for a second consecutive season and fourth campaign overall...Batted .300 with 30 home runs and 100 RBI for 10th consecutive season adding to his own MLB record.
- ◆ Recipient of Silver Slugger award at first base for third straight season...Ranked among N.L. leaders in batting (T5th, .312), hits (5th, 183), total bases (2nd, 350), walks (2nd, 103), OBP (2nd, .414) and slugging (3rd, .596).
- ◆ Clubbed 400th home run Aug. 26 at Washington...Finished season with 408 home runs, most ever by a player in first 10 MLB seasons.
- ◆ Selected to eighth consecutive (9th overall) All-Star team, top vote-getter in MLB for second consecutive season...Batted in No. 4 spot on May 17, first time since May 3, 2003, a span of 1,045 games in No. 3 slot, which was MLB record at time it stopped...Issued MLB-leading 38 intentional walks (three-straight season), which surpassed team totals for 17 MLB clubs.

## 2009

- ◆ Unanimous winner of his third N.L. MVP award and second consecutive honor...Just sixth N.L. player to repeat and just fourth player to win N.L. MVP three times...Named Player of Year & N.L. Outstanding Player by MLBPA...Named Player of Year by *The Sporting News*...Silver Slugger winner for N.L. first basemen.
- ◆ Led MLB with 47 home runs, just second Cardinal (Mark McGwire, 1998-99) since 1940 (Johnny Mize) to lead the Majors...Also led MLB in runs (124), total bases (374) and slugging pct. (.658)...Led N.L. with a .443 on-base pct...Just second player in MLB history to have 100 RBI in each of his first nine seasons, joining Hall of Famer Al Simmons (11)...Top vote-getter for All-Star Game in St. Louis.
- ◆ Set MLB record for intentional walks as a right-handed batter with 44...Set MLB record with 185 assists at 1B, surpassing Boston's Bill Buckner (184 in 1985).

## 2008

- ◆ Earned second N.L. MVP award...Recipient of N.L. Silver Slugger Award (1B)...Trailed only Atlanta's Chipper Jones (.364) for MLB batting lead at .357...Elected to seventh All-Star Game (starting DH)...Led Majors in SLG pct. (.653) and OPS (1.114) and ranked second in on-base pct. (.462).
- ◆ Became just third player in MLB history with 100 RBI in each of first eight seasons.
- ◆ Hit 300th career home run July 4 vs. Cubs - second player in MLB history to hit 300 home runs in first eight seasons (Ralph Kiner).
- ◆ Had 42-game streak of reaching base from Opening Day - May 16, best start in MLB since 1999 (Derek Jeter - 53 games)...Hit safely in seven straight at bats (9/23-26; three games) and reached base safely in 11 straight plate appearances.

## YOUTH BE TOLD

- Just fourth rookie in MLB history to post a .300 average, 30 HR, 100 RBI and 100 runs.
- Established N.L. rookie marks for RBI, extra-base hits (88) and total bases (360).
- 201 HRs rank second all-time for a player's first five seasons.
- Majors fastest player (806 games) to both 1,000 hits & 200 HR.
- Youngest player to reach 250 career HR (26 years, 258 days).
- Second player in MLB history to hit 300 HR in his first eight seasons (Ralph Kiner).
- Pujols, Joe DiMaggio & Ted Williams are only MLB players to reach 500 RBI in first four seasons.
- At 29 years & 99 days, Pujols became eighth youngest all-time to reach 1,000 RBI.





## 2007

- ◆ Hit 32 homers with 103 RBI to extend his record of 30-homer & 100 RBI seasons to begin a career to seven...Finished one run shy of seventh-straight 100-run season, snapped streak of six straight seasons with .300 BA, 100 runs, 30 HR & 100 RBI...Went a career-best 109 consecutive plate appearances before striking out (Aug.31-Sept.30).

## 2006

- ◆ Produced sixth straight season with .300 average, 100 runs, 30 home runs & 100 RBI...Established career-highs with 49 home runs and 137 RBI...Ranked second in N.L. in home runs & RBI and third in average (.331)...Led N.L. in slugging pct. (.671).
- ◆ Finished second in N.L. MVP voting in 2006, his fifth-straight season finishing in top three...Earned first Rawlings Gold Glove Award.
- ◆ Became fastest player ever to 14 home runs (24 games), 15 home runs (28 games) and 19 home runs (37 games)...Set MLB record for April homers with 14 (tied by Alex Rodriguez in 2007)...Became third fastest to 20 home runs behind Luis Gonzalez (2001 - 40 games) and Mickey Mantle (1956 - 41 games).
- ◆ Became youngest player ever to reach 250 career home runs at 26 years, 258 days...Had career-high seven RBI on Aug. 22 at Mets (2 HR, 1 grand slam).

## 2005

- ◆ Named National League MVP, the first of his three MVPs.
- ◆ Led MLB with 129 runs, becoming just sixth player in history (first since Pete Rose from 1974-76) to lead MLB in scoring three consecutive seasons...Finished second in N.L. in average (.330), slugging pct. (.609) and on-base pct. (.430)...65 strikeouts were fewest in MLB among players with 40 or more home runs.
- ◆ Made fourth All-Star appearance in five seasons (starting DH).

## 2004

- ◆ Led MLB in total bases (389) for second straight year...Led N.L. in runs (133), ranked second in home runs (46), third in RBI (123) and fifth in batting (.331)...Tallied 51 doubles for second straight season, first Cardinal to do so since Joe Medwick (1936-37)...Finished with MLB-high 99 extra-base hits.
- ◆ Finished third in N.L. MVP balloting (Barry Bonds & Adrian Beltre)...Earned Silver Slugger Award at first base, his third award at three different positions (2003-OF, 2001-3B)...Voted starting first baseman for N.L. at All-Star Game in Houston.
- ◆ Homered Sept. 26 at Colorado to join Joe DiMaggio & Ted Williams as only players to reach 500 RBI in first four seasons.
- ◆ On Feb. 20, 2004, signed seven-year contract extension.

## 2003

- ◆ Led MLB in runs, doubles (51), extra-base hits (95) and total bases (394)...Paced N.L. in hits (212) and multi-hit games (63)...Struck out just 65 times in 685 plate appearances.
- ◆ Runner-up to Barry Bonds for N.L. MVP for second straight year...Won N.L. batting title, edging Colorado's Todd Helton, .35871 to .35849 - tightest race in N.L. history...At age 23, became youngest N.L. batting champion since Dodgers' Tommy Davis (also 23) in 1962.
- ◆ Joined Rogers Hornsby (1922) as only players in Cardinals history to record 40 homers and 200 hits in a season...Compiled 30-game hit streak (July 12-Aug. 16) - longest streak in Majors in 2003 and Cardinals' longest streak since Stan Musial hit in 30 straight in 1950.
- ◆ Played in his second All-Star Game and led all N.L. players in fan balloting.
- ◆ Collected 100th RBI and 100th run on Aug. 7, becoming first player in MLB history to have 30 home runs, 100 runs & 100 RBI in each of first three seasons...Launched first walk-off of career July 12 vs. San Diego.
- ◆ Players Choice Major League Player of the Year and N.L. Outstanding Player...*The Sporting News* Major League Player of Year, Hank Aaron Award and Silver Slugger Award.

## 2002

- ◆ Ranked second in N.L. in both runs and RBI...Became first player in MLB history to hit at least .300 with 30 home runs, 100 RBI and 100 runs scored in each of first two big league seasons.
- ◆ Finished second in N.L. MVP voting.
- ◆ Became just second Cardinal (Ray Jablonski) to begin career with consecutive 100-RBI seasons.

## 2001

- ◆ Unanimously named National League Rookie of the Year...Finished fourth in voting for N.L. MVP...Received N.L. Silver Slugger Award (3B)...Established N.L. rookie marks for RBI, extra-base hits (88) and total bases (360).
- ◆ Became just fourth rookie in history, and first National Leaguer, to hit at least .300 with 30 home runs, 100 RBI and 100 runs scored.

## REMARKABLE ROOKIES

In 2001, Pujols became just the fourth rookie in MLB history to hit .300 with 30 HR, 100 RBI and 100 runs.

Hal Trosky Sr. (CLE)	1934 (.330, 35 HR, 142 RBI, 119 R)
Ted Williams (BOS)	1939 (.327, 31 HR, 145 RBI, 131 R)
Walt Dropo (BOS)	1950 (.322, 34 HR, 144 RBI, 101 R)
<b>Albert Pujols (STL)</b>	<b>2001 (.329, 37 HR, 130 RBI, 112 R)</b>





- ◆ Made Club out of Spring Training when Bobby Bonilla was placed on disabled list...Made MLB debut as starting left fielder on Opening Day (Apr. 2) at Colorado (1-for-3)...Hit first MLB homer Apr. 6 at Arizona off Armando Reynoso and had three hits and three RBI...Tied Major League rookie record for home runs (8) in month of April.
- ◆ First Cardinals rookie to make N.L. All-Star squad since LHP Luis Arroyo in 1955...Set Cardinals rookie home run record with his 22nd of season July 14 vs. Detroit.

## POSTSEASON SUMMARY

- ◆ A two-time World Series champion (2006 & 2011)...Has appeared in 77 career playoff games batting .323 (90/279) with 55 runs, 19 home runs, 54 RBI and a 1.030 OPS...19 home runs rank fourth all-time (Derek Jeter is third with 20) and 54 RBI rank sixth (David Ortiz ranks fifth with 60 RBI)...Has appeared in three World Series (2004, 2006 & 2011) & five N.L. Championship Series (2002, 2004-06 & 2011)...In Game 3 of 2011 World Series, joined Babe Ruth (1926, 1928) and Reggie Jackson (1977) as only players to hit three home runs in a WS contest (5-for-6, 4 R, 6 RBI)...Pablo Sandoval (SF) joined group in Game 1 of 2012 World Series with three home runs...Tied World Series record for most home runs (three), hits (five) and RBI (six) in a WS game, and set a new Fall Classic record with 14 total bases.
- ◆ In **2014** playoffs with **Angels**, appeared in three games of Division Series (Angels swept by Royals)...Batted .167 (2/12) with one run, one home run and two RBI...Homered in Game 3 of DS at Kauffman Stadium off James Shields.
- ◆ In **2011** playoffs with **Cardinals**, appeared in 18 games batting .353 (24/68) with 15 runs, eight doubles, five home runs, 16 RBI and a 1.160 OPS...Eight doubles tied MLB postseason record (w/ teammate David Freese)...Walked 12 times in playoffs (8 IBB)...Hit .350 (7/20) is DS vs. Philadelphia...Had four hits with three doubles in Game 3...Went 4-for-5 with a home run, three doubles & five RBI in LCS Game 2 at Milwaukee.
- ◆ In **2009** postseason, went 3-for-10 in three games of DS vs. Dodgers.
- ◆ In **2006** playoffs with **St. Louis**, earned his first World Series title...Led team with three home runs, 11 runs and 13 walks (5 IBB) in 16 total playoff games...Launched two-run homer in third inning of World Series Game 1 at Detroit...Blasted two-run home run in third inning of DS Game 1 at San Diego for game winning RBI.
- ◆ In **2005** playoffs, belted game-winning, three-run HR with two outs in 9th inning of NLCS Game 5 at Houston off Brad Lidge to send series to Game 6 (over railroad tracks above left field wall; approx. 455 ft.)...Had a team-high six RBI in NLCS...Was 5-for-9 (.556) with four walks (three intentional), four runs and two RBI in sweep of San Diego in DS.
- ◆ Went 24-for-58 (.414) with six home runs, 14 RBI and 15 runs in **2004** playoffs with **Cardinals**...Six home runs were a Cardinals postseason record...Named MVP of NLCS (.500; 14/28, 4 HR, 9 RBI, 10 R)...14 hits and 28 total bases set NLCS records...Fifth player in LCS history to bat .500 or better in a series...Hit .333 (5/15) in four World Series games vs. Boston.
- ◆ In **2002** playoffs with **Cardinals**, was 3-for-10 in three games of DS vs. Arizona Diamondbacks...Was 5-for-19 in five games of NLCS vs. San Francisco...Homered off Kirk Rueter in fifth inning of Game 1.
- ◆ In **2001**, made playoff debut with **St. Louis**...Hit first inning home run off Arizona's Randy Johnson in Game 2 of DS - his first career postseason HR.

## DIVISION SERIES TOTALS

Year	Club, Opp	AVG	G	AB	R	H	2B	3B	HR	RBI	SH	SF	HBP	BB	IBB	SO	SB	CS	GDP	SLG	OBP	E	
2001	StL, Ari.	.111	5	18	1	2	0	0	1	2	0	0	0	2	0	2	0	0	0	1	.278	.200	1
2002	StL, Ari.	.300	3	10	3	3	0	1	0	3	0	0	0	3	0	1	0	0	0	.500	.462	1	
2004	StL, LAD	.333	4	15	4	5	0	0	2	5	0	0	0	3	0	0	0	0	1	.733	.444	0	
2005	StL, SD	.556	3	9	4	5	2	0	0	2	0	0	0	4	3	0	0	0	1	.778	.692	0	
2006	StL, SD	.333	4	15	3	5	1	0	1	3	0	0	0	1	0	4	0	0	2	.600	.375	0	
2009	StL, LAD	.300	3	10	0	3	0	0	0	1	0	0	0	3	3	1	0	0	0	.300	.462	0	
2011	StL, Phi.	.350	5	20	2	7	3	0	0	1	0	0	0	2	1	4	1	1	0	.500	.409	0	
2014	LAA, KC	.167	3	12	1	2	0	0	1	2	0	0	0	1	0	1	0	0	0	.417	.231	0	
<b>Totals</b>		<b>.294</b>	<b>30</b>	<b>109</b>	<b>18</b>	<b>32</b>	<b>6</b>	<b>1</b>	<b>5</b>	<b>19</b>	<b>0</b>	<b>0</b>	<b>0</b>	<b>19</b>	<b>7</b>	<b>13</b>	<b>1</b>	<b>1</b>	<b>5</b>	<b>.505</b>	<b>.398</b>	<b>2</b>	

## LEAGUE CHAMPIONSHIP SERIES TOTALS

Year	Club, Opp	AVG	G	AB	R	H	2B	3B	HR	RBI	SH	SF	HBP	BB	IBB	SO	SB	CS	GDP	SLG	OBP	E
2002	StL, SF	.263	5	19	2	5	1	0	1	2	0	0	1	2	0	5	0	0	0	.474	.364	0
2004	StL, Hou.	.500	7	28	10	14	2	0	4	9	0	0	0	4	0	3	0	0	0	1.000	.563	0
2005	StL, Hou.	.304	6	23	3	7	0	0	2	6	0	1	0	1	0	3	0	0	0	.565	.320	0
2006	StL, NYM	.318	7	22	5	7	1	0	1	1	0	0	0	7	4	3	0	0	0	.500	.483	0
2011	StL, Mil.	.478	6	23	5	11	4	0	2	9	0	0	0	4	2	4	0	0	0	.913	.556	0
<b>Totals</b>		<b>.383</b>	<b>31</b>	<b>115</b>	<b>25</b>	<b>44</b>	<b>8</b>	<b>0</b>	<b>10</b>	<b>27</b>	<b>0</b>	<b>1</b>	<b>1</b>	<b>18</b>	<b>6</b>	<b>18</b>	<b>0</b>	<b>0</b>	<b>0</b>	<b>.713</b>	<b>.467</b>	<b>0</b>

## WORLD SERIES TOTALS

Year	Club, Opp	AVG	G	AB	R	H	2B	3B	HR	RBI	SH	SF	HBP	BB	IBB	SO	SB	CS	GDP	SLG	OBP	E
2004	StL, Bos.	.333	4	15	1	5	2	0	0	0	0	0	1	1	1	3	0	0	0	.467	.412	0
2006	StL, Det.	.200	5	15	3	3	1	0	1	2	0	0	1	5	1	3	0	1	0	.467	.429	1
2011	StL, Tex.	.240	7	25	8	6	1	0	3	6	0	0	2	6	5	3	0	0	0	.640	.429	2
<b>Totals</b>		<b>.255</b>	<b>16</b>	<b>55</b>	<b>12</b>	<b>14</b>	<b>4</b>	<b>0</b>	<b>4</b>	<b>8</b>	<b>0</b>	<b>0</b>	<b>4</b>	<b>12</b>	<b>7</b>	<b>9</b>	<b>0</b>	<b>1</b>	<b>0</b>	<b>.545</b>	<b>.423</b>	<b>3</b>





## NOTABLE MINOR LEAGUE AWARDS AND HONORS

- ◆ **2000** Cardinals Minor League Player of Year...Midwest League MVP...Midwest League All-Star...MVP of PCL playoffs...Played for Scottsdale in Arizona Fall League.

## CAREER TRANSACTIONS

- ◆ June 2, 1999...Selected by the **Cardinals** in the 13th round of the First Year Player Draft.
- ◆ Feb. 20, 2004...Signed seven-year contract with the **Cardinals**.
- ◆ Dec. 10, 2011....Signed 10-year contract with the **Angels**.

## PERSONAL/MISC

- ◆ Jose Alberto Pujols...Last name is pronounced 'POO-holes'...On Twitter: @PujolsFive
- ◆ Traveled to Israel during the 2016 offseason and visited the new Shalva National Children's Center...Shalva is renowned all over the world for providing state of the art care and community outreach services to thousands of families with special needs children in Israel, including those with Down Syndrome.
- ◆ Donates annual funds to the Angels Baseball Foundation...Started Pujols Family Foundation in 2005 (pujolsfamilyfoundation.org)...Foundation is 'dedicated to the love, care and development of people with Down Syndrome and also reaches out to impoverished families in the Dominican Republic, Albert's native country'... Hosts Annual Albert Pujols Celebrity Golf Classic to benefit Pujols Family Foundation...Also active in the Strike Out Slavery campaign...Albert and Deidre Pujols created Strike Out Slavery in 2017 after learning that modern slavery is the fastest-growing criminal industry in the world...As part of the on-going awareness efforts, he and Didi have teamed up with singer/songwriter Nick Jonas the last two seasons for a postgame benefit concert at Angel Stadium.
- ◆ Makes annual visits to Dominican and donates time and resources to several causes...Named 2008 Roberto Clemente Award winner in recognition of his outstanding play on the field and tireless work in the community...His \$70,000 award from Major League Baseball Players Trust went toward The Albert Pujols Wellness Center for Adults with Down Syndrome at St. Luke's Hospital in Chesterfield, MO which opened in 2009.
- ◆ In Sept. 2015 partnered with Clayton Kershaw to host a charity whiffle ball game at Angel Stadium prior to the Freeway Series finale.
- ◆ Nominated by his teammates for the Marvin Miller Man of the Year Award in 2004, 2005 and 2006...Won award in 2006.
- ◆ Graduated in 1998 from Fort Osage High School in Independence, Missouri...Twice earned all-state honors in baseball...Earned a baseball scholarship to Maple Woods College in Kansas City...At age 16, moved with his father from Dominican Republic to Kansas City...Became U.S. citizen on Feb. 7, 2007 in a ceremony at the Thomas F. Eagleton U.S. Courthouse in St. Louis.
- ◆ Has been MLB's top vote-getter for the All-Star Game on three occasions (2006, 2009-10)...Played for Dominican Republic in inaugural 2006 World Baseball Classic.
- ◆ After 2011 World Series, recognized with his own Wheaties box cover...In a poll at ESPN's website, voters selected "Winnie the Pujols" over "Phat Albert" as Chris Berman's best nickname for Albert...Other nicknames include "The Machine" and "Prince Albert."
- ◆ Favorite sport after baseball is basketball...Grew up watching Michael Jordan and Chicago Bulls...Albert and wife Deidre appeared in the 2002 *Sports Illustrated* swimsuit issue.
- ◆ Originally signed by Cardinals scout Dave Karaff.

PUJOLS







## MISCELLANEOUS STATS

### CAREER MULTIPLE-HOME RUN GAMES (58)

#### TWO-HR GAMES (54)

July 12, 2018 vs. Seattle	Aug. 30, 2017 vs. Oakland	July 30, 2017 at Toronto
Sept. 3, 2016 at Seattle	July 19, 2016 vs. Texas	July 17, 2016 vs. Chicago (A.L.)
Apr. 25, 2016 at Kansas City	July 20, 2015 (game 2) vs. Boston	June 22, 2015 vs. Houston
June 1, 2015 vs. Tampa Bay	May 18, 2014 vs. Tampa Bay	Apr. 22, 2014 at Washington
Apr. 29, 2013 at Oakland	Apr. 6, 2013 at Texas	Aug. 1, 2012 at Texas
July 31, 2012 at Texas	Sept. 1, 2011 at Milwaukee	June 4, 2011 vs. Chicago (N.L.)
Apr. 15, 2011 at L.A. (N.L.)	Sept. 23, 2010 at Pittsburgh	Sept. 12, 2010 at Atlanta
June 29, 2010 vs. Arizona	Apr. 11, 2010 at Milwaukee	Apr. 5, 2010 at Cincinnati
Sept. 9, 2009 at Milwaukee	Aug. 4, 2009 at N.Y. (N.L.)	July 17, 2009 vs. Arizona
June 30, 2009 vs. San Francisco	June 27, 2009 vs. Minnesota	June 21, 2009 at Kansas City
June 13, 2009 at Cleveland	May 30, 2009 at San Francisco	Apr. 23, 2009 vs. N.Y. (N.L.)
Apr. 11, 2009 vs. Houston	Aug. 16, 2008 at Cincinnati	May 19, 2008 at San Diego
Apr. 9, 2008 at Houston	July 15, 2007 at Philadelphia	June 10, 2007 vs. L.A. (A.L.)
June 3, 2007 at Houston	Apr. 15, 2007 vs. Milwaukee	Aug. 22, 2006 at N.Y. (N.L.)
Apr. 3, 2006 at Philadelphia	Sept. 8, 2005 vs. N.Y. (N.L.)	May 9, 2006 vs. L.A. (N.L.)
Aug. 14, 2004 at Atlanta	May 29, 2004 at Houston	Apr. 8, 2004 vs. Milwaukee
Sept. 10, 2003 vs. Colorado	Aug. 31, 2003 at Cincinnati	June 29, 2003 at Kansas City
Apr. 30, 2003 vs. N.Y. (N.L.)	May 28, 2001 vs. Milwaukee	Apr. 22, 2001 at Houston

#### THREE-HR GAMES (4)\*\*

May 30, 2010 at Chicago (N.L.)	Sept. 3, 2006 vs. Pittsburgh	Apr. 16, 2006 vs. Cincinnati
July 20, 2004 at Chicago (N.L.)		

\*\*Also Game 3 at Texas of 2011 World Series

#### CAREER GRAND SLAMS (14)

June 3, 2017 vs. Minnesota	June 19, 2015 at Oakland	Sept. 1, 2011 at Milwaukee
Aug. 4, 2009 at New York (N.L.)	July 3, 2009 at Cincinnati	June 21, 2009 at Kansas City
Apr. 25, 2009 vs. Chicago (N.L.)	Apr. 11, 2009 vs. Houston	Aug. 6, 2008 vs. Los Angeles (N.L.)
Aug. 22, 2006 at New York (N.L.)	Sept. 30, 2005 at Cincinnati	Aug. 10, 2002 vs. New York (N.L.)
June 11, 2002 at Seattle	Sept. 21, 2001 at Pittsburgh	

#### CAREER WALK-OFF HITS (21 TOTAL - 12 HRS)

May 16, 2017 vs. Chicago (A.L.) (RBI single, 11th inn.)	Aug. 3, 2016 vs. Oakland (2-run HR, 9th inn.)
Apr. 7, 2016 vs. Texas (RBI single, 9th inn.)	May 25, 2015 vs. San Diego (RBI single, 9th inn.)
May 13, 2015 vs. Colorado (Sac Fly, 11th inn.)	Aug. 9, 2014 vs. Boston (Solo HR, 19th inn.)
Apr. 13, 2013 vs. Houston (2-run double, 9th inn.)	June 5, 2011 vs. Chicago (N.L.) (Solo HR, 10th inn.)
June 4, 2011 vs. Chicago (N.L.) (Solo HR, 12th inn.)	Aug. 28, 2009 vs. Washington (Solo HR, 9th inn.)
July 29, 2009 vs. Los Angeles (N.L.) (RBI single, 15th inn.)	Sept. 12, 2006 vs. Houston (2-run double, 9th inn.)
July 13, 2006 vs. Los Angeles (N.L.) (Solo HR, 14th inn.)	Apr. 26, 2006 vs. Pittsburgh (RBI single, 9th inn.)
Apr. 16, 2006 vs. Cincinnati (2-run HR, 9th inn.)	July 15, 2005 vs. Houston (2-run HR, 13th inn.)
Aug. 4, 2004 vs. Montreal (Solo HR, 9th inn.)	June 18, 2004 vs. Cincinnati (Solo HR, 10th inn.)
Sept. 20, 2003 vs. Houston (Solo HR, 13th inn.)	July 27, 2003 vs. Pittsburgh (RBI single, 9th inn.)
July 12, 2003 vs. San Diego (2-run HR, 11th inn.)	

## ALL-STAR GAME RECORD

Year	Club, Site	AVG	G	AB	R	H	2B	3B	HR	RBI	SH	SF	HBP	BB	IBB	SO	SB	CS	GDP	SLG	OBP	E
2001	N.L., Col.	---	1	0	0	0	0	0	0	0	0	0	0	0	0	0	0	0	0	.000	.000	0
2003	N.L., CWS	.333	1	3	0	1	0	0	0	1	0	0	0	0	0	0	0	0	0	.333	.500	0
2004	N.L., Hou.	.667	1	3	1	2	2	0	0	2	0	0	0	0	0	0	0	0	0	1.333	.667	0
2005	N.L., Det.	.500	1	2	0	1	0	0	0	0	0	0	0	0	0	0	0	0	0	.500	.500	0
2006	N.L., Pit	.000	1	3	0	0	0	0	0	0	0	0	0	0	0	1	0	0	0	.000	.000	0
2007	N.L., SF	SELECTED - DID NOT PLAY																				
2008	N.L., NYY	.667	1	3	0	2	0	0	0	0	0	0	0	0	0	0	0	0	0	.667	.667	0
2009	N.L., StL	.000	1	3	0	0	0	0	0	0	0	0	0	0	0	0	0	0	0	.000	.000	1
2010	N.L., LAA	.000	1	2	0	0	0	0	0	0	0	0	0	0	0	1	0	0	0	.000	.000	0
2015	A.L., Cin.	.000	1	2	1	0	0	0	0	0	0	0	0	1	0	1	0	0	0	.000	.333	0
<b>Totals</b>		<b>.286</b>	<b>9</b>	<b>21</b>	<b>2</b>	<b>6</b>	<b>2</b>	<b>0</b>	<b>0</b>	<b>3</b>	<b>0</b>	<b>0</b>	<b>0</b>	<b>2</b>	<b>0</b>	<b>3</b>	<b>0</b>	<b>0</b>	<b>0</b>	<b>.381</b>	<b>.348</b>	<b>1</b>

## WORLD BASEBALL CLASSIC TOTALS

Year	Club	AVG	G	AB	R	H	2B	3B	HR	RBI	SH	SF	HBP	BB	IBB	SO	SB	CS	GDP	SLG	OBP	E
2006	Dominican	.286	7	21	5	6	0	0	1	3	0	0	1	7	0	1	0	0	0	.429	.483	0





## CAREER FIELDING

POS	PCT	G	PO	A	E	TC	DP
1B	.994	1804	15615	1485	106	17206	1562
OF	.977	309	499	17	12	528	0
3B	.932	108	68	193	19	280	27
2B	1.000	1	1	0	0	1	0
SS	---	1	0	0	0	0	0

## PUJOLS' CAREER HIGHS

	SEASON		GAME
AVG	.359 — 2003	H	5 — 4 times; last, 7/26/08 at NYM
H	212 — 2003	HR	3 — 4 times; last, 5/30/10 at CHC
R	137 — 2003	R	4 — 6 times; last, 5/30/10 at CHC
BB	115 — 2009	BB	4 — 3 times; last, 4/17/10 vs. NYM
IBB	44 — 2009	IBB	3 — 2 times; last, 4/6/13 at TEX
2B	51 — 2004, 2003	2B	3 — three times; last, 4/19/12 vs. OAK
HR	49 — 2006	RBI	7 — 4/11/09 vs. HOU & 8/22/06 at NYM
RBI	137 — 2006	SB	2 — 4 times; last, 6/2/10 vs. CIN
SB	16 — 2009, 2005	Hit Streak	30 — July 12 - Aug. 16, 2003

PUJOLS



ROD CAREW AND ALBERT PUJOLS ARE THE ONLY PLAYERS TO RECORD THEIR 3,000TH CAREER HITS IN AN ANGELS UNIFORM



**JC  
RAMÍREZ**

**RHP 66**

**HEIGHT: 6-5**

**BORN: AUG 16, 1988**  
**BIRTHPLACE: MANAGUA, NICARAGUA**  
**SIGNED THRU: 2019**

**OPENING DAY AGE: 30**  
**RESIDES: MANAGUA, NICARAGUA**  
**MLB SERVICE: 3 YEARS, 139 DAYS**

**ACQUIRED: CLAIMED OFF WAIVERS FROM CINCINNATI, JUNE 26, 2016**

**WEIGHT: 250**

**BATS: R**

**THROWS: R**

## RAMÍREZ'S LIFETIME PITCHING RECORD

Year	Club	W-L	ERA	G	GS	CG	GF	SHO	SV	IP	H	R	ER	HR	HB	BB	IBB	SO	WP	BK	BAA
2006	Mariners (VSL)	5-1	1.66	14	13	1	0	1	0	65	43	16	12	0	7	35	0	56	11	0	.191
2007	Everett	3-7	4.30	15	15	0	0	0	0	75.1	61	49	36	3	9	43	0	73	9	7★	.211
2008	Wisconsin	6-9	4.14	25	22	0	2	0	0	124	112	68	57	9	13	38	2	113	2	1	.239
2009	High Desert	8-10	5.12	28	27	1	1	0	0	142.1	153	93	81	18	17	53	0	111	14	2	.276
2010	Clearwater	4-3	4.06	11	11	0	0	0	0	64.1	63	34	29	2	8	17	0	55	5	0	.259
	Reading	3-4	5.45	13	13	1	0	0	0	77.2	89	51	47	11	2	24	1	60	0	0	.291
2011	Reading	11-13	4.50	26	26	3★	0	1★	0	144	144	84	72	15	4	55	0	89	5	4	.258
2012	Reading	0-2	3.62	16	0	0	8	0	3	27.1	20	14	11	3	1	14	0	18	1	0	.200
	Lehigh Valley	3-2	4.28	29	0	0	11	0	1	40	36	19	19	3	2	17	1	34	5	0	.250
2013	Reading	1-0	0.00	4	0	0	1	0	0	7	2	0	0	0	0	2	0	8	1	0	.083
	Lehigh Valley	4-2	4.71	30	0	0	9	0	3	42	42	24	22	2	0	23	1	36	4	0	.253
	PHILADELPHIA	0-1	7.50	18	0	0	2	0	0	24	30	22	20	6	0	15	1	16	0	0	.313
2014	Akron	1-0	2.08	10	0	0	7	0	1	13	5	3	3	1	0	8	0	14	2	0	.111
	Columbus	1-3	3.45	25	0	0	15	0	2	31.1	33	16	12	5	1	11	0	15	2	0	.280
2015	Reno	0-1	2.88	23	0	0	6	0	1	25	22	8	8	0	0	10	0	18	0	0	.234
	ARIZONA	1-1	4.11	12	0	0	4	0	0	15.1	15	7	7	1	0	4	2	11	1	0	.254
	Tacoma	1-1	2.50	14	0	0	10	0	0	18	17	6	5	2	1	7	1	18	2	0	.258
	SEATTLE	0-1	7.56	8	0	0	2	0	0	8.1	10	7	7	2	1	7	1	5	0	0	.286
2016	Louisville	0-0	0.00	5	0	0	3	0	0	6	4	0	0	0	0	3	0	10	0	0	.211
	CINCINNATI	1-3	6.40	27	0	0	7	0	1	32.1	35	24	23	7	0	9	2	28	3	0	.278
	LAA	2-1	2.91	43	0	0	9	0	1	46.1	42	17	15	5	4	13	0	31	4	0	.241
2017	LAA	11-10	4.15	27	24	0	1	0	0	147.1	149	72	68	21	6	49	1	105	5	1	.267
2018	LAA	0-2	9.45	2	2	0	0	0	0	6.2	7	8	7	3	0	7	0	4	0	0	.269
<b>MAJOR TOTALS</b>		<b>15-19</b>	<b>4.72</b>	<b>137</b>	<b>26</b>	<b>0</b>	<b>25</b>	<b>0</b>	<b>2</b>	<b>280.1</b>	<b>288</b>	<b>157</b>	<b>147</b>	<b>45</b>	<b>11</b>	<b>104</b>	<b>7</b>	<b>200</b>	<b>13</b>	<b>1</b>	<b>.268</b>
<b>ANGELS TOTALS</b>		<b>13-13</b>	<b>4.04</b>	<b>72</b>	<b>26</b>	<b>0</b>	<b>10</b>	<b>1</b>	<b>200.1</b>	<b>198</b>	<b>97</b>	<b>90</b>	<b>29</b>	<b>10</b>	<b>69</b>	<b>1</b>	<b>140</b>	<b>9</b>	<b>1</b>	<b>.261</b>	
<b>A.L. TOTALS</b>		<b>13-14</b>	<b>4.18</b>	<b>80</b>	<b>26</b>	<b>0</b>	<b>12</b>	<b>0</b>	<b>1</b>	<b>208.2</b>	<b>208</b>	<b>104</b>	<b>97</b>	<b>31</b>	<b>11</b>	<b>76</b>	<b>2</b>	<b>145</b>	<b>9</b>	<b>1</b>	<b>.262</b>
<b>N.L. TOTALS</b>		<b>2-5</b>	<b>6.28</b>	<b>57</b>	<b>0</b>	<b>0</b>	<b>13</b>	<b>0</b>	<b>1</b>	<b>71.2</b>	<b>80</b>	<b>53</b>	<b>50</b>	<b>14</b>	<b>0</b>	<b>28</b>	<b>5</b>	<b>55</b>	<b>4</b>	<b>0</b>	<b>.285</b>
<b>MINOR TOTALS</b>		<b>51-58</b>	<b>4.13</b>	<b>288</b>	<b>127</b>	<b>6</b>	<b>73</b>	<b>2</b>	<b>11</b>	<b>902.1</b>	<b>846</b>	<b>485</b>	<b>414</b>	<b>74</b>	<b>65</b>	<b>360</b>	<b>6</b>	<b>728</b>	<b>63</b>	<b>14</b>	<b>.247</b>

★ led or tied for league lead

**Disabling Injuries:** **2018** — Right elbow strain; disabled Apr. 8 - end of season  
**2017** — Right elbow strain; disabled Aug. 21 (retro to Aug. 20) - end of season

## 2018 SEASON

- ◆ Began season with **Angels** in a Major League starting rotation for first time in career.
- ◆ Had season cut short after suffering right elbow strain in second start of year on Apr. 7 vs. Oakland.
- ◆ Underwent right elbow UCL reconstruction ("Tommy John") surgery Apr. 17 with Dr. Neal ElAttrache and missed remainder of season.

## MAJOR LEAGUE SUMMARY

### 2017

- ◆ Established single-season career highs with 11 wins, 105 strikeouts and 147.1 innings pitched for **Angels**...The 11 victories led Halos pitching staff.
- ◆ Opened year in bullpen, making three relief appearances before joining starting rotation...Was one of three Major League pitchers with two wins in relief during Opening Week of the season.





- ◆ Pitched in 111 career Major League games (all in relief) before making first career start on Apr. 14 at Kansas City...Became fifth player to make his first MLB start as an Angel after making 100+ relief appearances to start career, and first since Al Levine (Oct. 2, 1999 vs. TEX)...Other three to make first start as Angel after 100+ relief appearances are Dyar Miller (1979), Luis Sanchez (1983) and Doug Corbett (1984).
- ◆ Set career high with nine strikeouts on Apr. 19 at Houston & matched that total on Apr. 30 at Texas.
- ◆ Completed at least seven innings pitched six times, which was tops on Angels.
- ◆ With five game road win streak from Apr. 30 – June 24, became first Angels pitcher to win five straight road starts since Jered Weaver won six straight from June 27 – Aug. 22, 2012.
- ◆ In 10 road starts from Apr. 30 - Aug. 19, went 7-2 with a 2.93 ERA (58.1 IP - 19 ER)...Ranked fifth in American League in ERA in that span.
- ◆ Suffered right elbow strain in start Aug. 19 at Baltimore and missed remainder of season on disabled list.

## 2016

- ◆ Made **Reds** debut on Apr. 22 after opening season at Triple-A **Louisville**.
- ◆ Matched career-high with three innings pitched on Apr. 22 vs. Cubs.
- ◆ Earned first Major League save on May 30 at Colorado (0.1 IP).
- ◆ Set career-high on June 15 with six strikeouts...Became first Reds pitcher with six strikeouts in two innings pitched since J.J. Hoover in 2014.
- ◆ Claimed off waivers by **Angels** on June 26...Made Angels debut June 27 vs. Houston and became first Nicaraguan born player in franchise history.
- ◆ Earned first win with Angels on July 18 vs. Texas after tossing 1.2 scoreless innings...Recorded first save with Angels on Sept. 28 vs. Oakland.
- ◆ With Angels, stranded 11 of 14 inherited runners.

## 2015

- ◆ Earned first Major League win in **Diamondbacks** debut on May 10 vs. San Diego (2.2 IP, 1 ER, 4 H, 1 BB, 3 SO).
- ◆ Traded by Arizona to **Mariners** on July 26 for cash considerations.
- ◆ Tossed two scoreless innings in Seattle debut on Sept. 8 vs. Texas...Did not allow a run in four of first five outings with Mariners.

## 2014

- ◆ Did not pitch in Majors...Spent entire season in **Indians** organization with Double-A **Akron** and Triple-A **Columbus**.

## 2013

- ◆ Made Major League debut with **Phillies** on June 23, 2013 vs. New York Mets and struck out all three batters faced.
- ◆ Over first five appearances, did not allow a hit until 18th batter faced (4.2 IP).

## NOTABLE MINOR LEAGUE AWARDS AND HONORS

- ◆ **2011** Phillies Minor League Pitcher of the Month for April.
- ◆ **2006** Venezuelan Summer League Post-Season All-Star.

## CAREER TRANSACTIONS

- ◆ July 2, 2005...Signed by **Seattle Mariners** as non-drafted free agent.
- ◆ Dec. 16, 2009...Traded by **Seattle Mariners** with OF Tyson Gillies and RHP Phillippe Aumont to **Philadelphia Phillies** for LHP Cliff Lee.
- ◆ Nov. 1, 2013...Signed by **Cleveland Indians** to minor league contract.
- ◆ Dec. 1, 2014...Signed by **Arizona Diamondbacks** to minor league contract.
- ◆ July 26, 2015...Traded by **Arizona Diamondbacks** to **Seattle Mariners** for cash considerations.
- ◆ Nov. 25, 2015...Signed by **Cincinnati Reds** to minor league contract.
- ◆ June 26, 2016...Claimed off waivers from **Cincinnati Reds** by **Angels**.

## PERSONAL

- ◆ Juan Carlos Ramirez...On Twitter: @jcramy56
- ◆ First name is spelled "JC".
- ◆ Pitched for Nicaragua in 2013 World Baseball Classic qualifiers in Panama City.
- ◆ Entered 2009 ranked by *Baseball America* as fifth best prospect in Mariners organization.
- ◆ Pitched for La Guaira in Venezuelan Winter League in 2012-13, Carolina in Puerto Rican Winter League in 2014 and Culiacan in Mexican Winter League in 2015.
- ◆ Originally signed by Mariners scouts Luis Molina and Nemesio Porras.

RAMÍREZ





## WORLD BASEBALL CLASSIC PITCHING RECORD

Year	Country	W-L	ERA	G	GS	CG	SHO	SV	IP	H	R	ER	BB	SO
2012*	Nicaragua	0-0	13.50	1	0	0	0	0	0.2	1	1	1	3	0

\*November 2012 qualifier for March 2013 World Baseball Classic

## MAJOR LEAGUE HITTING TOTALS

AVG	AB	H	HR	RBI
.000	4	0	0	0

## CAREER FIELDING

POS	PCT	G	PO	A	E	TC	DP
P	.898	135	19	25	5	49	2

## RAMÍREZ'S CAREER HIGHS

	SEASON		GAME
Wins	11 — 2017	SO	9 — Twice; last, 4/30/17 at TEX
Losses	10 — 2017	IP	8 — 8/2/17 vs. PHI
ERA	4.15 — 2017	R & ER	7 — 6/2/17 vs. MIN
IP	147.1 — 2017	BB	6 — 7/27/17 at CLE
SO	105 — 2017	H	10 — 6/8/17 at DET



RAMÍREZ





## NOÉ RAMIREZ

RHP **24**

BORN: DEC 22, 1989  
BIRTHPLACE: LOS ANGELES, CA  
SIGNED THRU: 2019

OPENING DAY AGE: 29  
RESIDES: LOS ANGELES, CA  
MLB SERVICE: 1 YEAR  
139 DAYS

ACQUIRED: CLAIMED OFF WAIVERS FROM BOSTON,  
AUG 18, 2017

HEIGHT: 6-3    WEIGHT: 205    BATS: R    THROWS: R

### RAMIREZ'S LIFETIME PITCHING RECORD

Year	Club	W-L	ERA	G	GS	CG	GF	SHO	SV	IP	H	R	ER	HR	HB	BB	IBB	SO	WP	BK	BAA
2012	Greenville	2-7	4.15	16	16	0	0	0	0	84.2	89	43	39	12	3	19	0	82	2	1	.277
2013	Salem	2-1	2.11	21	0	0	5	0	1	47	41	13	11	0	4	9	0	44	3	0	.247
	Portland	1-1	2.83	15	0	0	9	0	5	28.2	22	9	9	4	2	8	0	31	0	0	.218
2014	Portland	2-1	2.15	42	0	0	31	0	18	67	56	17	16	0	3	16	1	56	6	1	.230
2015	Pawtucket	4-1	2.32	30	1	0	20	0	3	42.2	33	13	11	1	1	18	0	38	1	0	.217
	BOSTON	0-1	4.15	17	0	0	3	0	0	13	13	12	6	3	2	7	0	13	1	0	.250
2016	BOSTON	0-0	6.23	14	0	0	7	0	0	13	16	9	9	4	2	8	1	15	0	0	.327
	Pawtucket	2-3	1.85	30	0	0	21	0	7	43.2	39	11	9	3	1	11	0	54	4	0	.238
2017	BOSTON	0-0	3.86	2	0	0	1	0	0	4.2	3	2	2	2	0	1	0	4	0	0	.176
	Pawtucket	3-3	3.51	33	0	0	26	0	5	48.2	40	19	19	7	3	16	0	57	1	0	.225
	Salt Lake	0-0	0.00	4	0	0	2	0	0	4.1	2	0	0	0	0	2	0	4	0	0	.133
	LAA	0-0	2.16	10	0	0	0	0	0	8.1	3	3	2	0	0	4	0	10	0	0	.111
2018	LAA	7-5	4.54	69	1	0	12	0	1	83.1	75	43	42	15	6	30	3	95	4	0	.237
<b>MAJOR TOTALS</b>		<b>7-6</b>	<b>4.49</b>	<b>112</b>	<b>1</b>	<b>0</b>	<b>23</b>	<b>0</b>	<b>1</b>	<b>122.1</b>	<b>110</b>	<b>69</b>	<b>61</b>	<b>24</b>	<b>10</b>	<b>50</b>	<b>4</b>	<b>137</b>	<b>5</b>	<b>0</b>	<b>.238</b>
<b>MINOR TOTALS</b>		<b>16-17</b>	<b>2.80</b>	<b>191</b>	<b>17</b>	<b>0</b>	<b>114</b>	<b>0</b>	<b>39</b>	<b>366.2</b>	<b>322</b>	<b>125</b>	<b>114</b>	<b>27</b>	<b>17</b>	<b>99</b>	<b>1</b>	<b>366</b>	<b>17</b>	<b>2</b>	<b>.240</b>

RAMIREZ

### 2018 SEASON

- ◆ Made an Opening Day roster for second time in career and first as a member of **Angels**.
- ◆ One of four players to remain on Angels active roster for entire season (also, José Álvarez, Cam Bedrosian and Blake Parker).
- ◆ Set career highs in nearly every major pitching category, including games, wins, innings pitched and strikeouts...Seven wins were most by an Angels reliever since Joe Smith (7) in 2014.
- ◆ Among A.L. rookies, ranked tied for second in games, sixth in strikeouts and tied for sixth in wins...Also ranked tied for sixth among all A.L. relievers in wins.
- ◆ Stranded 25 of 34 inherited runners for season, including all nine of his final inherited runners during months of Aug. and Sept.
- ◆ Earned first Major League win April 4 vs. Cleveland.
- ◆ Recorded first career save Aug. 27 vs. Colorado and made first start of Major League career following day vs. Rockies... Became first player in Angels history to record a save one night and make a start the next day.

### ROOKIE ROLE PLAYER

Most appearances by Angels rookie relievers

PLAYER	YEAR	GAMES
Dane De La Rosa	2013	75
Noé Ramirez	2018	69
Bill Kelso	1967	69
Four players tied		64

### MAJOR LEAGUE SUMMARY

#### 2017

- ◆ Opened season with **Red Sox** but was optioned to Triple-A **Pawtucket** after one appearance for Boston (1.2 scoreless innings Apr. 8 at Detroit).
- ◆ Spent majority of season with PawSox...During 19 game stretch from May 26 - July 30, went 3-1 with two saves, a 2.61 ERA (31 IP - 9 ER) and 40 strikeouts.
- ◆ Acquired by **Angels** as a waiver claim Aug. 18.
- ◆ Pitched in four games (4.1 scoreless innings) for Triple-A **Salt Lake** before being promoted to Angels Sept. 1.
- ◆ Stranded 10 of 12 inherited runners for Halos and did not allow a run in eight of 10 contests.



## 2016

- ◆ Made Opening Day roster for first time in career with **Red Sox**.
- ◆ Appeared in 14 total games for Boston across eight Major League stints but spent majority of season with Triple-A **Pawtucket**.
- ◆ Retired nine of 14 first batters faced (64%) for Boston and stranded eight of 12 inherited runners...Held opponents to a .235 average (4-for-17) with RISP.
- ◆ Averaged 11.1 strikeouts per nine innings for PawSox and did not allow a run in 23 of 30 appearances...Tossed more than one inning in 15 of 30 Triple-A outings.

## 2015

- ◆ Began season with Triple-A **Pawtucket** before making Major League debut for **Red Sox** July 3 vs. Houston.
- ◆ Stranded 12 of 15 inherited runners on season for Boston across three stints with Club.
- ◆ Did not allow a run in 12 of 14 September appearances and held opponents to a .214 average (6-for-28) in that span.
- ◆ With the PawSox, held righties to a .188 average (15-for-80) and allowed one HR in 42.2 innings pitched.

## NOTABLE MINOR LEAGUE AWARDS AND HONORS

- ◆ **2014** Eastern League Mid-Season All-Star.
- ◆ **2013** Arizona Fall League Rising Star's Game Selection...Red Sox Minor League Pitcher of the Month for July.

## CAREER TRANSACTIONS

- ◆ June 7, 2011...Drafted by **Red Sox** in fourth round of 2011 First-Year Player Draft (signed Aug. 15, 2011).
- ◆ Aug. 18 2017...Claimed off waivers by **Angels** from **Red Sox**.

## PERSONAL/MISC

- ◆ Noé Ramirez...On Twitter: @NOERAMIREZ24
- ◆ First name is pronounced "no-EH."
- ◆ Has helped run a baseball clinic for Ramona Gardens Boys and Girls Club the past two offseasons.
- ◆ Honored with a resolution from Los Angeles City Council Oct. 23, 2018 for his accomplishments on and off the field.
- ◆ Assists at Angels RBI League youth camps throughout baseball season...Also visited patients at Children's Hospital of Orange County with Angels teammates during the season.
- ◆ Switched uniform number with Angels from #65 to #25 following 2017 season and changed it to #24 following 2018 season.
- ◆ Attended Alhambra HS (Alhambra, CA) and Cal State University Fullerton...Following junior season at Fullerton, earned second team All-American honors from Collegiate Baseball and named All-Big West Conference first team.
- ◆ Played for USA Baseball's Collegiate National Team in 2010, earning silver medal at V FISU World University Baseball Championships in Japan.
- ◆ Entered 2012 season rated by *Baseball America* as having best change-up in Red Sox organization.
- ◆ Played in Arizona Fall League in 2013.
- ◆ While in the Boston organization regularly volunteered in the community with hospital visits and meet & greets, and participated in the Red Sox Holiday Caravan.
- ◆ Originally signed by Red Sox scout Jim Woodward.

## CAREER FIELDING

POS	PCT	G	PO	A	E	TC	DP
P	.857	112	7	5	2	14	0

## RAMIREZ'S CAREER HIGHS

SEASON	GAME
Wins 7 — 2018	SO 4 — 3 times; last, 6/21/18 vs. TOR
Losses 5 — 2018	IP 3 — Twice; last, 5/12/18 vs. MIN
ERA 4.54 — 2018	R & ER 4 — Twice; last, 7/20/15 (Game 1) at LAA
IP 83.1 — 2018	BB 2 — 10 times; last, 9/13/18 vs. SEA
SO 95 — 2018	H 4 — 3 times; last, 7/31/18 at TB

RAMIREZ





## MATT RAMSEY

RHP **90**

BORN: SEPT. 24, 1989    OPENING DAY AGE: 29  
 BIRTHPLACE: OAK RIDGE, TN    RESIDES: KNOXVILLE, TN  
 SIGNED THRU: 2019  
 ACQUIRED: SIGNED AS A MINOR LEAGUE FREE AGENT,  
 DEC. II, 2018  
 MARRIED: KRISTEN MYERS, MAR. II, 2012  
 CHILDREN: BRYNLEE

HEIGHT: 5-11    WEIGHT: 210    BATS: R    THROWS: R

### NON-ROSTER INVITEE

### RAMSEY'S LIFETIME PITCHING RECORD

Year	Club	W-L	ERA	G	GS	CG	GF	SHO	SV	IP	H	R	ER	HR	HB	BB	IBB	SO	WP	BK	BAA
2012	— Rays (GCL)	2-1	1.98	11	5	0	2	0	0	13.2	12	4	3	0	0	2	0	9	0	0	.218
2013	— Bowling Green	0-1	2.42	20	0	0	15	0	6	26	24	8	7	1	2	10	0	36	0	0	.245
	— Charlotte	1-1	3.28	12	0	0	8	0	0	24.2	27	10	9	0	0	15	2	22	5	0	.290
2014	— Montgomery	3-0	1.07	24	0	0	13	0	6	33.2	16	4	4	0	0	23	1	46	3	0	.148
	— Jacksonville	0-2	1.95	20	0	0	13	0	8	27.2	19	12	6	2	0	7	0	34	3	0	.190
2015	—																				
2016	— Marlins (GCL)	0-0	3.00	5	4	0	0	0	0	6	3	2	2	0	0	1	0	9	1	0	.150
	— Jupiter	1-1	1.17	5	0	0	4	0	1	7.2	4	1	1	0	0	3	0	8	1	0	.154
	— Jacksonville	0-0	2.00	6	0	0	3	0	0	9	8	2	2	0	0	5	0	12	0	0	.250
2017	— Biloxi	3-3	3.65	48	0	0	42	0	27	44.1	42	21	18	4	1	18	1	58	5	0	.246
	— Colo. Springs	0-1	18.56	5	0	0	1	0	0	5.1	12	11	11	1	0	4	0	5	0	0	.462
2018	— Fresno	2-2	2.30	33	0	0	13	0	0	47	37	13	12	5	0	16	0	54	2	0	.216
	— Astros (GCL)	1-0	0.00	5	2	0	0	0	0	6	6	1	0	0	0	0	0	9	0	0	.250
<b>MINOR TOTALS</b>		<b>13-12</b>	<b>2.69</b>	<b>194</b>	<b>11</b>	<b>0</b>	<b>114</b>	<b>0</b>	<b>48</b>	<b>251</b>	<b>210</b>	<b>89</b>	<b>75</b>	<b>13</b>	<b>3</b>	<b>104</b>	<b>4</b>	<b>302</b>	<b>20</b>	<b>0</b>	<b>.227</b>

RAMSEY

- ◆ Matthew Garret Ramsey...Originally signed by Rays scout Milt Hill.
- ◆ On Twitter: @mattramsey28.
- ◆ **2019** marks eighth professional season and third time to a Major League camp (also, Astros in 2018 and Marlins in 2015 - did not participate due to injury).
- ◆ In **2018**, spent majority of season with Triple-A **Fresno** and pitched to a 2.30 ERA (47 IP - 12 ER) across 33 relief appearances...Averaged 10.3 strikeouts per nine innings for Grizzlies (54 total strikeouts)...Missed entire month of June on disabled list and made five rehab appearances in late July with **GCL Astros**.
- ◆ Received Southern League Mid-Season All-Star honors in **2017** with Double-A **Biloxi** after leading league in saves at All-Star Break...Reached Triple-A with **Colorado Springs** for first time in career with July promotion.
- ◆ Missed majority of **2016** season with right elbow strain...Began year on rehab assignment with **GCL Marlins** recovering from right elbow strain...Combined for 11 additional appearances between Adv.-A **Jupiter** and Double-A **Jacksonville** and struck out 20 batters in 16.2 innings...Following 2016 campaign, was selected by **Milwaukee** in minor league portion of Rule 5 Draft.
- ◆ Missed entire **2015** season with a back strain.
- ◆ Began **2014** in **Tampa Bay** organization and owned a 1.07 ERA (33.2 IP - 4 ER) with 46 strikeouts in 24 games with Double-A **Montgomery** when he was traded to **Miami** for international pool money on July 7...Converted all seven save opportunities with Double-A **Jacksonville** and did not allow an earned run in his 10 road appearances...Added to Marlins 40-man roster, Nov. 20, 2014.
- ◆ Played for **Aguilas Cibaenas** in Dominican Winter League following 2014 season, where he was teammates with Manny Ramirez, Miguel Tejada, Rafael Furcal and Jonathan Villar.
- ◆ Split **2013** between Class-A **Bowling Green** and Adv.-A **Charlotte**...Averaged 12.5 strikeouts per nine innings in 20 relief appearances for Hot Rods.
- ◆ Played for Salt River in Arizona Fall League after the 2013 season, representing Rays organization.
- ◆ Made professional debut in 2012 with GCL Rays and posted a 1.98 ERA (13.2 IP - 3 ER) in 11 games (five starts) after being drafted by Tampa Bay in 19th round of 2011 First-Year Player Draft.
- ◆ Attended University of Tennessee, where he was teammates with 2018 A.L. MVP Mookie Betts and Rays infielder Matt Duffy...In addition to pitching for Volunteers, also made 82 appearances (52 starts) as a position player, primarily at catcher and as an outfielder. .
- ◆ Was selected by Cleveland in 46th round of 2008 First-Year Player Draft, but elected to attend college, after graduating from Farragut HS (TN)...Earned All-State honors as a senior and helped guide team to Tennessee state championship.





**LUIS  
RENGIFO**

**INF 84**

**HEIGHT: 5-10    WEIGHT: 195    BATS: S    THROWS: R**

**BORN: FEB 26, 1997    OPENING DAY AGE: 22**  
**BIRTHPLACE: NAGUANAGUA, VZ    RESIDES: VALENCIA, VZ**  
**SIGNED THRU: 2019**  
**ACQUIRED: FROM TAMPA BAY IN EXCHANGE FOR**  
**INF C.J. CRON, MARCH 20, 2018**  
**MARRIED: ALBI GONZALEZ**  
**CHILDREN: MAXIMILIANO**

## RENGIFO'S LIFETIME PLAYING RECORD

Year	Club	AVG	G	AB	R	H	2B	3B	HR	RBI	SH	SF	HBP	BB	IBB	SO	SB	CS	GDP	SLG	OBP	E
2014	Mariners (VSL)	.198	64	227	39	45	11	2	1	20	6	1	5	39	0	45	11	5	1	.278	.327	12
2015	Mariners 2 (DSL)	.336	60	217	49	73	10	6	2	35	7	3	5	22	1	22	19	8	4	.465	.405	8
2016	Mariners (AZL)	.239	34	109	16	26	7	2	1	9	1	0	1	13	0	31	22	3	2	.367	.325	9
2017	Clinton	.250	102	400	65	100	24	4	11	44	6	3	8	33	0	80	29	14	8	.413	.318	19
	Bowling Green	.250	23	96	14	24	3	1	1	8	0	0	0	8	0	17	5	3	0	.333	.308	2
2018	Inland Empire	.323	41	161	36	52	11	3	2	16	0	0	2	27	0	22	22	8	2	.466	.426	7
	Mobile	.305	40	151	37	46	10	5	2	21	0	0	7	23	3	22	13	2	6	.477	.420	5
	Salt Lake	.274	46	190	36	52	9	5	3	27	1	2	1	25	0	31	6	6	2	.421	.358	4
<b>MINOR TOTALS</b>		<b>.270</b>	<b>410</b>	<b>1551</b>	<b>292</b>	<b>418</b>	<b>85</b>	<b>28</b>	<b>23</b>	<b>180</b>	<b>21</b>	<b>9</b>	<b>29</b>	<b>190</b>	<b>4</b>	<b>270</b>	<b>127</b>	<b>49</b>	<b>25</b>	<b>.405</b>	<b>.358</b>	<b>66</b>

## 2018 SEASON

- ◆ Acquired by the **Angels** from Tampa Bay as the Player to Be Named Later on March 20, 2018...Went on to appear at three different levels of the minor league system, batting a combined .299 (150/502) with 30 doubles, 13 triples, seven home runs, 64 RBI and 41 stolen bases...The 41 steals paced all Angels farmhands while the .299 clip ranked fourth.
- ◆ Began season with Single-A **Inland Empire** before being promoted to Double-A **Mobile** May 22nd...Was assigned to Triple-A **Salt Lake** July 12 and finished the season with the Bees...Played a majority of games in Triple-A at second base, appearing in 31 at second base compared to 16 at shortstop.
- ◆ Tabbed as the Angels organizational Player of the Month in May and June...Named *MiLB.com's* Southern League Player of the Month for June after batting .351 (33/94) with seven doubles, two triples, two home runs, 11 RBI and a 1.001 OPS in 25 June games with Double-A Mobile...Received the organization's Defender of the Month award for August...Following the season, recognized by *MiLB.com* as an Angels Organizational All-Star.
- ◆ According to *Baseball America*, enters the season as the Angels #6 prospect as well as the Best Hitter for Average and Best Strike-Zone Discipline...Ranked by *MLB.com* as the franchise's #10 prospect.

## NOTABLE MINOR LEAGUE AWARDS AND HONORS

- ◆ **2018** Angels Organizational Player of the Month for May and June...*MiLB.com's* Southern League Player of the Month for June...Angels Organizational Defensive Player of the Month for August...MiLB Organizational All-Star

## CAREER TRANSACTIONS

- ◆ Mar. 20, 2018...Acquired by the **Angels** from the **Rays** for INF C.J. Cron.
- ◆ Aug. 6, 2017...Acquired by the **Rays** with LHP Anthony Misiewicz and a PTBNL from the **Rays** for RHP Ryan Garton and C Mike Marjama.
- ◆ Mar. 16, 2014...Signed with the **Mariners** as an international free agent.

## PERSONAL/MISC

- ◆ Luis Jose Rengifo (wren-HE-foe).
- ◆ Originally signed by Mariners scouts Tim Kissner, Emilio Sarrasquel and Illich Salazar.

RENGIFO





## JEREMY RHOADES

RHP **78**

BORN: FEB. 12, 1993    OPENING DAY AGE: 26  
BIRTHPLACE: ATLANTA, GA    RESIDES: WHEATON, IL  
SIGNED THRU: 2019

ACQUIRED: SELECTED IN FOURTH ROUND OF 2014  
FIRST-YEAR PLAYER DRAFT

HEIGHT: 6-4    WEIGHT: 250    BATS: R    THROWS: R

### NON-ROSTER INVITEE

#### RHOADES' LIFETIME PITCHING RECORD

Year	Club	W-L	ERA	G	GS	CG	GF	SHO	SV	IP	H	R	ER	HR	HB	BB	IBB	SO	WP	BK	BAA
2014	— Orem	2-1	4.42	14	7	0	0	0	0	38.2	43	25	19	3	2	15	0	40	10	0	.279
2015	— Burlington	5-5	2.79	16	15	0	0	0	0	87	75	27	26	4	5	19	0	78	9	0	.231
	— Inland Empire	4-5	8.35	10	10	0	0	0	0	50.2	65	49	47	14	6	18	0	57	10	0	.310
2016	— Inland Empire	5-12	5.72	31	24	0	1	0	0	141.2	156	102	90	15	6	44	0	91	11	0	.277
2017	— Inland Empire	3-3	7.31	19	0	0	9	0	5	32	39	26	26	4	4	6	1	35	2	1	.295
	— Mobile	1-0	6.08	20	0	0	4	0	2	26.2	29	20	18	4	1	14	1	23	4	0	.271
2018	— Mobile	4-0	1.82	14	0	0	8	0	0	24.2	14	6	5	2	1	4	1	19	1	0	.161
	— Salt Lake	6-4	2.87	40	0	0	16	0	4	53.1	57	25	17	4	2	15	0	51	2	0	.278
<b>MINOR TOTALS</b>		<b>30-30</b>	<b>4.91</b>	<b>164</b>	<b>56</b>	<b>0</b>	<b>38</b>	<b>0</b>	<b>9</b>	<b>454.2</b>	<b>478</b>	<b>280</b>	<b>248</b>	<b>50</b>	<b>27</b>	<b>135</b>	<b>3</b>	<b>394</b>	<b>49</b>	<b>1</b>	<b>.268</b>

- ◆ Jeremy Scott Rhoades...Originally signed by Angels scout Joel Murrie.
- ◆ On Twitter: @WindingRhoades.
- ◆ **2019** marks sixth professional season and first invitation to Major League camp.
- ◆ In **2018**, was selected as Pacific Coast League Mid-Season All-Star...Opened year with Double-A **Mobile** and yielded five runs across first two appearances before compiling streak of 21.1 consecutive innings without allowing an earned run in next 12 outings with BayBears...Promoted to Triple-A **Salt Lake**, May 22.
- ◆ Following 2018 season, played with Aguilas Cibaenas in Dominican Winter League.
- ◆ Split **2017** between Adv.-A **Inland Empire** and Double-A **Mobile** and averaged 8.9 strikeouts per nine innings.
- ◆ Set single-season career-high in **2016** with 141.2 innings pitched, which ranked fifth most in California League.
- ◆ Selected as a Midwest League All-Star in **2015** after opening year with Class A **Burlington**...Pitched to a 2.69 ERA (87 IP - 26 ER) in 16 games (15 starts) before being promoted to Adv.-A **Inland Empire** for remainder of season...Registered a 10.1 strikeouts per nine innings rate (50.2 IP - 57 SO) with 66ers.
- ◆ Made professional debut in **2014** with Class A **Orem**, appearing in 14 games (seven starts) and recording 40 strikeouts in 38.2 innings of work.
- ◆ Selected by **Angels** in fourth round of 2014 First-Year Player Draft out of Illinois State University, where he majored in business administration.
- ◆ Earned First-Time All-Missouri Valley Conference honors in 2013 and helped lead Redbirds to first outright Missouri Valley Conference regular season title in school history.
- ◆ Attended Wheaton Warrenville South HS (IL)...Was a All-DuPage Valley Conference selection and All-Area honoree...Was also a two-year starter on golf team.

RHOADES





## HANSEL ROBLES

RHP **57**

BORN: AUG. 13, 1990  
 BIRTHPLACE: BONA0, D.R.  
 SIGNED THRU: 2019

OPENING DAY AGE: 28  
 RESIDES: BONA0, D.R.  
 MLB SERVICE: 3  
 YEARS, 119 DAYS

ACQUIRED: CLAIMED OFF WAIVERS FROM  
 NEW YORK (N.L.), JUNE 23, 2018

HEIGHT: 6-0    WEIGHT: 220    BATS: R    THROWS: R

### ROBLES' LIFETIME PITCHING RECORD

Year	Club	W-L	ERA	G	GS	CG	GF	SHO	SV	IP	H	R	ER	HR	HB	BB	IBB	SO	WP	BK	BAA
2009	— Mets (DSL)	5-4	2.91	15	9	0	0	0	0	58.2	47	30	19	0	9	16	0	60	5	0	.216
2010	— Mets 1 (DSL)	3-3	3.09	14	12	0	2	0	1	67	64	27	23	1	5	13	0	51	3	1	.257
2011	— Kingsport	3-1	2.68	15	0	0	4	0	1	37	28	13	11	2	10	16	1	42	1	1	.211
2012	— Brooklyn	6-1	1.11★	12	12	0	0	0	0	72.2	47	14	9	0	4	10	0	66	2	1	.184
2013	— St. Lucie	5-4	3.72	16	15	0	0	0	0	84.2	83	38	35	8	6	29	0	66	4	0	.259
	— Mets (GCL)	0-1	4.22	2	2	0	0	0	0	10.2	12	6	5	0	2	2	0	5	0	1	.300
2014	— Binghamton	7-6	4.31	30	18	1	3	1	0	110.2	107	57	53	10	7	43	0	106	4	1	.255
2015	— Las Vegas	1-0	0.00	5	0	0	0	0	0	7.2	6	0	0	0	0	1	0	10	0	0	.207
	— NEW YORK (NL)	4-3	3.67	57	0	0	7	0	0	54	37	27	22	8	2	18	1	61	2	1	.190
2016	— NEW YORK (NL)	6-4	3.48	68	0	0	15	0	1	77.2	69	32	30	7	1	36	4	85	3	0	.240
2017	— NEW YORK (NL)	7-5	4.92	46	0	0	9	0	0	56.2	47	31	31	10	5	29	2	60	2	0	.226
	— Las Vegas	0-1	5.79	18	0	0	11	0	4	23.1	27	16	15	5	2	14	0	22	1	0	.287
2018	— NEW YORK (NL)	2-2	5.03	16	0	0	3	0	0	19.2	21	11	11	7	1	10	1	23	1	0	.280
	— Las Vegas (1)	0-0	3.52	8	0	0	4	0	2	7.2	7	3	3	1	0	5	1	7	3	0	.241
	— LAA	0-1	2.97	37	0	0	11	0	2	36.1	32	15	12	2	1	15	0	36	1	0	.237
<b>MAJOR TOTALS</b>		<b>19-15</b>	<b>3.90</b>	<b>224</b>	<b>0</b>	<b>0</b>	<b>45</b>	<b>0</b>	<b>3</b>	<b>244.1</b>	<b>206</b>	<b>116</b>	<b>106</b>	<b>34</b>	<b>10</b>	<b>108</b>	<b>8</b>	<b>265</b>	<b>9</b>	<b>1</b>	<b>.229</b>
<b>MINOR TOTALS</b>		<b>30-21</b>	<b>3.24</b>	<b>135</b>	<b>68</b>	<b>1</b>	<b>24</b>	<b>1</b>	<b>8</b>	<b>480</b>	<b>428</b>	<b>204</b>	<b>173</b>	<b>27</b>	<b>45</b>	<b>149</b>	<b>2</b>	<b>435</b>	<b>23</b>	<b>5</b>	<b>.239</b>

★ led or tied for league lead  
 (1) rehab assignment

Disabling Injuries: 2018 — Right shoulder impingement; disabled Aug. 16 (retro to Aug. 15) - Aug. 26  
 Right knee sprain; disabled May 11 (retro to May 9) - May 28

### 2018 SEASON

- ◆ Appeared in 16 games for **Mets** and averaged 10.53 strikeouts per nine innings (19.2 IP - 23 strikeouts), before being designated for assignment June 22.
- ◆ Claimed off waivers by Angels June 23 and made Angels debut June 24 vs. Toronto.
- ◆ Earned saves in each of final two appearances...Struck out side in final outing Sept. 28 vs. Oakland.
- ◆ Did not allow an earned run in 12 of 13 appearances to conclude the season.
- ◆ Had streak of 16 straight outings without allowing a home run from June 25 – July 29.

### CAREER HIGHLIGHTS

- ◆ Made Major League debut Apr. 24, 2015 at Yankee Stadium, becoming first Mets player to make his debut during Subway Series...Appeared in three postseason games (including two in World Series) during rookie season for Mets...Earned first Major League win June 15, 2015 vs. Blue Jays...Recorded first career save Sept. 23, 2016 vs. Phillies...Enters 2019 with a 1.000 career fielding percentage (224 games - 20 total chances).

### MAJOR LEAGUE SUMMARY

#### 2017

- ◆ Began season with **Mets**...Optioned to Triple-A **Las Vegas** May 23...Recalled July 17 and remained with team for rest of year.
- ◆ Tied for sixth among Major League relievers with seven victories...First Mets reliever with six-or-more relief wins since Dennis Cook (1998-2000).
- ◆ Held left-handers to a .189 (14/74) batting average, which was 14th-lowest mark in National League.
- ◆ Tossed career-best 14.1 consecutive scoreless innings from April 12-May 10.

ROBLES





## 2016

- ◆ Set career highs in appearances (68), innings pitched (77.2) and strikeouts (85) in first full season with **Mets**...Also registered career-best ERA (3.48).
- ◆ Ranked ninth among National League relievers in strikeouts...Six relief wins led Mets bullpen and tied fourth in N.L.
- ◆ Collected first Major League save with 2.2 scoreless innings, Sept. 23 vs. Philadelphia
- ◆ Worked career-high 3.2 innings with a career-best six strikeouts, June 21 vs. Kansas City.
- ◆ Was suspended for first two games of year for throwing at Philadelphia's Cameron Rupp on Sept. 30, 2015.

## 2015

- ◆ Made Major League debut with **Mets**, Apr. 24 at Yankees, pitching one scoreless inning with two strikeouts and stranded two inherited runners...First player in Mets history to make MLB debut during Subway Series.
- ◆ Ranked fifth among N.L. rookies in appearances.
- ◆ Earned first Major League win June 15 vs. Toronto.

## POSTSEASON SUMMARY

- ◆ Made postseason debut in **2015** with **Mets**, working one perfect inning with two strikeouts in Game 2 of NLDS at Dodger Stadium...Was on Mets roster, but did not appear in a game during NLCS vs. Cubs...Pitched one scoreless inning in each of two appearances during World Series vs. Royals.
- ◆ In **2016**, was on **Mets** postseason roster, but did not appear in Wild Card Game vs. Giants.

### WILD CARD GAME TOTALS

Year	Club, Opp.	W-L	ERA	G	GS	CG	SHO	SV	IP	H	R	ER	BB	SO
2016—	NYM, SF													

DID NOT PITCH

### DIVISION SERIES TOTALS

Year	Club, Opp.	W-L	ERA	G	GS	CG	SHO	SV	IP	H	R	ER	BB	SO
2015—	NYM, LAD	0-0	0.00	1	0	0	0	0	1	0	0	0	0	2

### LEAGUE CHAMPIONSHIP SERIES TOTALS

Year	Club, Opp.	W-L	ERA	G	GS	CG	SHO	SV	IP	H	R	ER	BB	SO
2015—	NYM, CHC													

DID NOT PITCH

### WORLD SERIES TOTALS

Year	Club, Opp.	W-L	ERA	G	GS	CG	SHO	SV	IP	H	R	ER	BB	SO
2015—	NYM, KC	0-0	0.00	2	0	0	0	0	2	0	0	0	0	2

## NOTABLE MINOR LEAGUE AWARDS AND HONORS

- ◆ **2012** New York-Penn League Mid-Season All-Star...Sterling Award.

## CAREER TRANSACTIONS

- ◆ Aug. 21, 2008...Signed by **Mets** as non-drafted free agent.
- ◆ June 23, 2018...Claimed off waivers by **Angels** from **Mets**.

## PERSONAL/MISC

- ◆ Hansel Manuel Sanchez Robles.
- ◆ Attended Escuela Basica Sonador Bonao HS (Bonao, D.R.).
- ◆ Active in community in town of Sonador, D.R...Delivers Christmas meals and participates in children's baseball clinics in offseason.
- ◆ Pitched for Dominican Republic during 2017 World Baseball Classic.
- ◆ Raises cattle and enjoys hiking along river and fields in Sonador.
- ◆ Pitched for Scottsdale in 2013 Arizona Fall League, representing Mets organization.
- ◆ Following 2014 season, made 13 relief appearances for Tigres del Licey in Dominican Winter League and pitched to a 0.77 ERA (11.2 IP - 1 ER).
- ◆ Received 2012 Sterling Award, emblematic of Most Valuable Player for each affiliate in Mets organization.
- ◆ Originally signed by Mets scouts Ramon Pena, Ismael Cruz and Marciano Alvarez.





## WORLD BASEBALL CLASSIC PITCHING RECORD

Year	Country	W-L	ERA	G	GS	CG	SHO	SV	IP	H	R	ER	BB	SO
2017	Dominican Rep.	0-0	2.45	4	0	0	0	0	3.2	3	1	1	0	4

## MAJOR LEAGUE HITTING TOTALS

AVG	AB	H	HR	RBI
.000	4	0	0	0

## CAREER FIELDING

POS	PCT	G	PO	A	E	TC	DP
P	1.000	224	10	10	0	20	0

## ROBLES' CAREER HIGHS

	SEASON		GAME
Wins	7 — 2017	SO	6 — 6/21/16 vs. KC
Losses	5 — 2017	IP	3.2 — 6/21/16 vs. KC
ERA	3.48 — 2016	R & ER	5 — Twice; last, 5/15/17 at ARI
IP	77.2 — 2016	BB	3 — 3 times; last, 6/19/18 at COL
SO	85 — 2016	H	5 — 8/24/16 at STL



ROBLES





# 2019 ANGELS



## ANDRELTON SIMMONS

INF **2**

HEIGHT: 6-2    WEIGHT: 195    BATS: R    THROWS: R

BORN: SEPT 4, 1989    OPENING DAY AGE: 29  
 BIRTHPLACE: MUNDO-NOVO, CURACAO    RESIDES: MUNDO-NOVO, CURACAO  
 SIGNED THRU: 2020    MLB SERVICE: 6 YEARS, 125 DAYS  
 ACQUIRED: FROM ATLANTA ALONG WITH C JOSE BRIGENO IN EXCHANGE FOR INF ERICK AYBAR, LHP SEAN NEWCOMB AND RHP CHRIS ELLIS, NOV. 12, 2015  
 MARRIED: GABRIELLA PEREZ, DEC. 18, 2015

### SIMMONS' LIFETIME PLAYING RECORD

Year	Club	AVG	G	AB	R	H	2B	3B	HR	RBI	SH	SF	HP	BB	IBB	SO	SB	CS	GDP	OBP	SLG	E
2010	Danville	.276	62	239	36	66	11	1	2	26	1	4	9	16	0	14	18	4	3	.356	.340	9
2011	Lynchburg	.311★	131	517★	69	161★	35	6	1	52	12	6	6	29	2	43	26	18	12	.351	.408	28
2012	Mississippi	.293	44	174	29	51	9	2	3	21	4	2	3	20	1	20	10	2	4	.372	.420	4
	ATLANTA	.289	49	166	17	48	8	2	3	19	0	3	1	12	1	21	1	0	5	.335	.146	3
2013	ATLANTA	.248	157	606	76	150	27	6	17	59	5	4	3	40	1	55	6	5	16	.296	.396	14
2014	ATLANTA	.244	146	540	44	132	18	4	7	46	2	2	0	32	4	60	4	5	25	.286	.331	14
2015	ATLANTA	.265	147	535	60	142	23	2	4	44	1	2	6	39	6	48	5	3	19	.321	.338	8
2016	LAA	.281	124	448	48	126	22	2	4	44	1	4	2	28	0	38	10	1	16	.366	.324	10
	Inland Empire (1)	.333	2	6	2	2	1	0	0	0	0	0	0	0	0	0	0	1	.333	.500	0	
	Salt Lake (1)	.333	4	18	0	6	1	0	0	5	0	0	0	0	0	2	1	0	1	.333	.389	1
2017	LAA	.278	158	589	77	164	38	2	14	69	0	8	3	47	0	67	19	6	20	.421	.331	14
2018	LAA	.292	146	554	68	162	26	5	11	75	1	5	5	35	2	44	10	2	17	.417	.337	10
	MAJOR TOTALS	.269	927	3438	390	924	162	23	60	356	10	28	20	233	14	333	55	22	118	.382	.316	73
	A.L. TOTALS	.284	428	1591	193	452	86	9	29	188	2	17	10	110	2	149	39	9	53	.331	.404	34
	N.L. TOTALS	.256	499	1847	197	472	76	14	31	168	8	11	10	123	12	184	16	13	65	.304	.362	39
	MINOR TOTALS	.300	243	954	31	59	11	2	3	104	17	12	18	65	3	79	55	24	21	.352	.397	42

★ led or tied for league lead

**Disabling Injuries:** 2018 — Grade 2 right ankle sprain; disabled June 6-17.  
 2016 — Left thumb UCL full thickness tear; disabled May 10-June 15.  
 2012 — Non-displaced fracture of the fifth metacarpal in right hand; disabled July 9-Sept. 10, 2012.

### 2018 SEASON

- ◆ In third season with the **Angels** and seventh in the Majors, posted a career-high .292 batting average and drove in a career-best 75 runs...The 75 RBI were the third most by a shortstop in franchise history, trailing only Orlando Cabrera's 86 in 2007 and Jim Fregosi's 82 in 1970...162 hits and five triples and 10 stolen bases were second highest totals of career (10 SB were T2nd).
- ◆ Led the Angels in hits for the second consecutive season...Is the second shortstop (third occurrence) in franchise history to lead the team in hits in consecutive seasons, joining Jim Fregosi (1964-65 & 1967-68).
- ◆ Captured fourth career Rawlings Gold Glove award and second in as many seasons...Is the first Angels shortstop to win the award twice and first Halo tabbed as the winner in back-to-back seasons since Torii Hunter in 2008 and 2009...Is the eighth player in Major League history to have won multiple Gold Gloves in each league...Is the fourth shortstop to win multiple Gloves with two teams: Luis Aparicio (6 with CWS & 2 with BAL), Omar Vizquel (8 with CLE & 2 with SF) and Ozzie Smith (11 with STL & 2 with SD)...Also selected as the Wilson Defensive Player of the Year for the fourth time in career...21 defensive runs saved led A.L. shortstops and were tied for second overall in the Majors...Led the Majors with a 19.7 Ultimate Zone Rating (UZR), 3.8 points over the second place Mookie Betts (15.3).
- ◆ Finished season as the Majors most difficult player to strike out with a 13.64 PA/K rate...Had a streak of 90 consecutive PA without a strikeout from May 18-June 21, the fourth longest stretch in franchise history.
- ◆ For the second straight year, tallied 25 doubles and 10 home runs...Is the first shortstop in franchise history with consecutive 25 2B/10 HR campaigns.

### SIMBA'S PRIDE

Andrelton Simmons is one of 11 shortstops all-time to win at least four Gold Gloves and joins Omar Vizquel as the only to win multiple in both leagues.



## CAREER SUMMARY

- ◆ During seven-year career, is a four-time Rawlings Gold Glove award winner (2013, 2014, 2017 & 2018) and five-time Wilson Defensive Player of the Year (2013, 2014, 2015, 2017 & 2018) at shortstop...Is the 11th player to win four-or-more Gold Gloves as a shortstop.
- ◆ Has captured six straight Fielding Bible Awards for outstanding defensive efforts...The six awards are tied with Yadier Molina for the most in the history of award which has been given annually since 2003.
- ◆ Since the start of the 2012 season, is leading the Majors with a 25.3 defensive WAR and 184 defensive runs saved...Led the National League in Defensive Runs Saved from 2013-15 (2015 - 25; 2014 - 28; 2013 - 41) and the American League in 2017 (32).
- ◆ Played with team Netherlands during the 2013 and the 2017 World Baseball Classics.

## GLOVE STORY

Andrelton Simmons is one of three shortstops all time to win a Gold Glove in both the American and National Leagues, joining Omar Vizquel and Orlando Cabrera.

## MAJOR LEAGUE SUMMARY

### 2017

- ◆ In second season with **Angels** and sixth in the Majors, voted by Angels teammates as Co-Team MVP with Mike Trout.
- ◆ Set new career highs in hits (164), runs (77), doubles (38), RBI (69), stolen bases (19), walks (47), on-base percentage (.331), slugging (.421) and games played (158 G)...Home runs were the most by an Angels shortstop since Jim Fregosi's 22 in 1970 while his 38 doubles were the most since Orlando Cabrera's 45 in 2006.
- ◆ Became the only shortstop in franchise history to tally 35 doubles, 10 home runs and 15 stolen bases in a season.
- ◆ Named the American League Rawlings Gold Glove Award winner at shortstop...Became fourth Angels shortstop to win a Gold Glove, joining Jim Fregosi (1967), Orlando Cabrera (2007) and Erick Aybar (2011)...Led the Majors with 32 defensive runs saved, the second highest mark of career (41 in 2013 with Atlanta) and a new franchise record, surpassing Chone Figgins' previous mark of 29 in 2009...Also named the winner of Wilson's Defensive Player of the Year at shortstop.
- ◆ Club's winner of the MLBPA's Heart and Hustle Award.
- ◆ Prior to season, played with team Netherlands during the 2017 World Baseball Classic and hit .344 (11/32).

### 2016

- ◆ Set career-best with a .281 batting average during first season with the **Angels**...After batting .204 (28/137) during his first 38 tilts, went on to hit .315 (98/311) over his final 86 games...The .315 clip during that span ranked third in the Majors by a shortstop (min. 300 PA).
- ◆ Despite missing 33 games due to injury, led American League shortstops with 18 defensive runs saved, according to FanGraphs.com, good for fourth overall in the A.L...Also ranked second in the American League with a 2.6 defensive WAR (Baseball-Reference.com).
- ◆ Stole career-high 10 bases...Became the sixth shortstop in franchise history to log a 20 2B/10 SB season: Erick Aybar, David Eckstein, Orlando Cabrera, Gary DiSarcina and Jim Fregosi.

### 2015

- ◆ In fourth big league season with the **Braves**, led all N.L. players in Defensive Runs Saved (25 DRS) for the third consecutive season while his .988 fielding percentage as a shortstop led the Majors (min. 1000 innings)...Won the Wilson Defensive Player of the Year honors and finished second in the N.L. Gold Glove voting for shortstops...Posted a National League leading 3.5 defensive WAR, finishing second in the Majors behind only Tampa Bay's Kevin Kiermaier (5.0).
- ◆ Hit .283 (60/212) following the All-Star break, the highest mark by any N.L. shortstop (min. 175 AB).

### 2014

- ◆ In third Major League season (second full), named Rawlings Gold Glove Award winner among National League shortstops for the second straight year...Was named the Wilson Defensive Player of the Year among Major League shortstops...Was named by ESPN as the Defensive Player of the Year...Was unanimously selected as the 2014 *Fielding Bible* Award winner at the shortstop position.
- ◆ His defensive WAR mark of 3.89 led the majors.

### 2013

- ◆ With the **Braves**, was the first shortstop during their age-23 season or younger to hit five triples, 15 home runs and 25 doubles since Troy Tulowitzki in 2007 and was just the 10th player to turn the trick...The 17 homers were tied for the second most by a Braves shortstop in Club history, trailing only Denis Menke's 20 in 1964 (Milwaukee Braves).
- ◆ Won first career Rawlings Gold Glove Award as the top defensive shortstop in the National League...First Braves infielder to win a Gold Glove since Terry Pendleton earned the honor at third base in 1992...Was named the Rawlings Platinum Glove Award winner for the National League as the senior circuit's top defensive player...Named by ESPN as the Defensive Player of the Year.
- ◆ Compiled a defensive WAR of 5.4, the highest single-season mark in Major League history...Tied shortstop Terry Turner (5.4) of the 1906 Cleveland Naps for the best defensive WAR season in history...Defensively saved 41 runs, tied for most (with Arizona's Gerardo Parra) since the stat began to be tracked in 2003 (credit ESPN)...Was unanimously named *The Fielding Bible's* best fielder in baseball.









## CAREER FIELDING

POS	PCT	G	PO	A	E	TC	DP
SS	.982	925	1420	2657	73	4150	645

## SIMMONS' CAREER HIGHS

	SEASON		GAME
AVG	.281 — 2016	H	4 — 5 times; last, 6/29/18 at BAL
H	164 — 2017	HR	2 — 4 times; last, 4/24/18 at HOU
R	77 — 2017	R	3 — 9 times; last, 4/9/18 vs. TEX
BB	47 — 2017	BB	4 — 4 times; last, 4/19/18 vs. BOS
2B	38 — 2017	2B	2 — 8 times; last, 7/14/18 at LAD
HR	17 — 2013	RBI	5 — 5 times; last, 4/24/18 at HOU
RBI	75 — 2018	SB	2 — 3 times; last, 6/18/17 vs. KC
SB	19 — 2017	Hit Streak	13 — Twice; last, July 21 - Aug. 4, 2017



SIMMONS







- ◆ Held opponents to a .174 (8/46) batting average with two outs and runners in scoring position.
- ◆ Went 53 consecutive innings pitched without allowing a home run from May 28 - July 31...Steak of eight straight starts without allowing a home run was longest for an Angels lefty since Jim Abbott in 1991.
- ◆ Missed total of 51 games across three stints on disabled list...Was scratched from scheduled start on June 21 vs. Toronto with right hamstring tightness, but made two more starts before being placed on the DL for first time on July 4 (retro to July 1) with a right adductor strain...Missed nine games during second DL stint with a left adductor strain...Returned to make one start on Aug. 11 vs. Oakland before returning to DL on following day with same left adductor strain injury.

## CAREER HIGHLIGHTS

- ◆ Enters 2019 with 341 career strikeouts in an Angels uniform...Just nine left-handers in club history have recorded at least 400 strikeouts with the Angels.
- ◆ In 2018, established Angels ERA record for month of June (min. 30 IP) after posting a 0.84 ERA (32 IP - 3 ER) across five starts.
- ◆ Made Major League debut with Arizona Aug. 22, 2012 vs. Miami (6.2 IP, 3 H, 2 ER, 5 BB, 4 SO)...Was D-backs top prospect according to *Baseball America* entering 2013...Underwent Tommy John surgery Aug. 13, 2014.

## MAJOR LEAGUE SUMMARY

### 2017

- ◆ Opened year in **Angels** starting rotation for first time since 2014.
- ◆ Tossed seven scoreless innings on Apr. 16 at Kansas City and matched career-high with nine strikeouts (also reached nine strikeouts Sept. 6 at Oakland).
- ◆ Missed 85 games on disabled list with a right oblique muscle strain suffered on Apr. 28 at Texas...In last three games before injury, was 1-0 with a 1.42 ERA (19 IP - 3 ER).
- ◆ Made four rehab starts between **AZL Angels** and Triple-A **Salt Lake** before returning to Angels, Aug. 5 vs. Oakland.
- ◆ In 11 starts following return from disabled list, went 1-5 with a 4.85 ERA (55.2 IP - 30 ER) and 47 strikeouts...Allowed three-or-fewer earned runs in seven of 11 contests.

### 2016

- ◆ Earned win with seven scoreless innings in season debut with **Angels** July 26 at Kansas City in first Major League appearance since July 31, 2014.
- ◆ Had streak of 29 consecutive scoreless innings combined between Triple-A **Salt Lake** and Angels (July 7 - Aug. 6); had 42 strikeouts and six walks in that span.
- ◆ In final four Major League starts of season, went 2-1 with a 1.83 ERA (19.2 IP - 4 ER) with 21 strikeouts.
- ◆ Named Pacific Coast League Pitcher of the Week for July 11-17...Tossed seven scoreless innings in start on July 14 at Omaha and matched Salt Lake franchise record with 14 strikeouts, which equals Jered Weaver's mark from 2006...Retired each of final 19 batters faced.

### 2015

- ◆ Spent entire season on **Angels** disabled list recovering from Tommy John surgery performed on Aug. 13, 2014.

### 2014

- ◆ Made **Angels** debut Apr. 5 at Houston and became seventh starting pitcher in club history to toss 8+ innings with zero earned runs in team debut.
- ◆ Angels won each of his first five starts and eight of first nine.
- ◆ Missed a total of 76 games across two stints on disabled list...Missed 23 games from June 6 - July 2 with a right hamstring strain...Missed final 53 games of year after exiting start July 31 at Tampa Bay with a left forearm strain.
- ◆ Had Tommy John surgery performed Aug. 13 by Dr. Neal Elattrache (Kerlan-Jobe Orthopaedic).

### 2013

- ◆ Entered season as top prospect in **Diamondbacks** organization by *Baseball America* and MLB.com.
- ◆ Averaged 8.38 strikeouts per nine innings.
- ◆ Won season debut with six scoreless innings on May 27 vs. Texas (Game 1) and had career-high nine strikeouts.
- ◆ Hurlled a career-high eighth scoreless innings on July 5 vs. Rockies.

### 2012

- ◆ Made Major League debut with **Diamondbacks** Aug. 22 vs. Miami (W; 6.2 IP, 3 H, 2 ER, 5 BB, 4 SO)...At time of debut, was youngest pitcher in Majors (21 years, 40 days).
- ◆ Allowed two earned runs or fewer in each of his first three starts to become the first Arizona rookie to do so.
- ◆ Entered season as #3 prospect in the D-backs system by *Baseball America* and MLB.com.





## POSTSEASON SUMMARY

- ◆ Was on **Angels** disabled list during **2014** postseason with left forearm strain.

## NOTABLE MINOR LEAGUE AWARDS AND HONORS

- ◆ **2012** Southern League Mid-Season All-Star...Arizona Diamondbacks MiLb.com Organizational All-Star...Futures Game selection.
- ◆ **2011** Arizona Diamondbacks Minor League Pitcher of the Year...California League Mid-Season and Post-Season All-Star...Arizona Diamondbacks MiLb.com Organizational All-Star...Futures Game selection.
- ◆ **2010** Midwest League Mid-Season All-Star.

## CAREER TRANSACTIONS

- ◆ June 9, 2009...Selected by **Angels** in first round (40th overall) of 2009 First-Year Player Draft (signed Aug. 7, 2009).
- ◆ Aug. 7, 2010...Traded by **Angels** (as PTBNL in July 25, 2010 trade) with LHP Patrick Corbin, RHP Rafael Rodriguez and LHP Joe Saunders to **Arizona Diamondbacks** for RHP Dan Haren.
- ◆ Dec. 10, 2013...Traded by **Arizona Diamondbacks** to **Angels** as part of three-team trade...Angels also received LHP Hector Santiago from **Chicago White Sox**...Diamondbacks received OF Mark Trumbo, RHP A.J. Schugel from Angels and OF Brandon Jacobs from White Sox...White Sox received OF Adam Eaton from Arizona.

## PERSONAL/MISC

- ◆ Tyler Wayne Skaggs...On Twitter: @TylerSkaggs37
- ◆ Supports the 'DoMore4: Good' program in Los Angeles...Organization focuses on high schools and non-profits in rewards-based competitions to inspire acts of kindness and volunteerism.
- ◆ Active in numerous Angels community events, including hospital visits, Moving Day and the annual Kids Holiday Party...During Angels road trip to Minnesota in June 2018, visited patients at Gillette Children's Specialty Healthcare (non-profit hospital in St. Paul, MN) alongside Andrew Heaney, Blake Parker and Andrew Bailey...Represented Angels on 2014 and 2015 Fan Cruises.
- ◆ Favorite NBA team is Los Angeles Lakers and favorite NFL team is Minnesota Vikings.
- ◆ Attended Santa Monica HS (CA), where he played baseball, football and basketball...Tyler's mother, Debbie, was longtime softball and volleyball coach at Santa Monica HS.
- ◆ Signed by Angels scout Bobby Dejarin.

## MAJOR LEAGUE HITTING TOTALS

AVG	AB	H	HR	RBI
.095	21	2	0	1

## CAREER FIELDING

POS	PCT	G	PO	A	E	TC	DP
P	.946	81	7	46	3	56	2

## SKAGGS' CAREER HIGHS

	SEASON	GAME
Wins	8 — 2018	SO 9 — 4 times; last, 7/25/18 vs. CWS
ERA	4.02 — 2018	BB 5 — 4 times; last, 8/23/16 at TOR
IP	125.1 — 2018	IP 8 — 3 times; last, 5/10/14 at TOR
SO	129 — 2018	H 11 — 7/8/14 vs. TOR
WHIP	1.212 — 2014	R & ER 10 — 7/31/18 at TB
		HR 3 — 8/11/18 vs. OAK



**KEVAN  
SMITH**

**C 44**

**HEIGHT: 6-4**

**WEIGHT: 240**

**BATS: R**

**THROWS: R**

**BORN: JUNE 28, 1988**  
**BIRTHPLACE: PITTSBURGH, PA**  
**SIGNED THRU: 2019**

**OPENING DAY AGE: 30**  
**RESIDES: PITTSBURGH, PA**  
**MLB SERVICE: 2 YEARS,  
31 DAYS**

**ACQUIRED: CLAIMED OFF WAIVERS FROM CHICAGO (A.L.),  
OCT. 26, 2018**

**MARRIED: JESSICA BYICH**  
**CHILDREN: DANIEL**

## SMITH'S LIFETIME PLAYING RECORD

Year	Club	AVG	G	AB	R	H	2B	3B	HR	RBI	SH	SF	HBP	BB	IBB	SO	SB	CS	GDP	SLG	OBP	E
2011	Bristol	.396	26	96	24	38	10	1	7	32	0	0	2	14	0	14	1	2	3	.482	.740	4
	Great Falls	.318	30	107	22	34	12	2	2	16	0	1	5	14	0	16	1	0	6	.417	.523	3
2012	Kannapolis	.282	86	340	48	96	26	0	7	60	1	4	9	25	0	62	0	1	12	.344	.421	7
	Winston-Salem	.273	22	77	8	21	4	2	3	23	0	3	1	5	1	17	0	0	1	.314	.494	2
2013	Winston-Salem	.286	101	384	66	110	26	3	12	73	2	3	15	38	0	66	4	1	13	.370	.464	9
2014	Birmingham	.290	106	389	45	113	21	3	10	48	2	3	9	46	5	68	1	1	13	.376	.437	10
2015	Charlotte	.260	97	319	41	83	13	2	6	36	5	2	5	29	0	66	0	1	13	.330	.370	7
2016	Charlotte	.219	49	183	18	40	9	0	8	24	2	1	3	16	0	36	0	0	12	.291	.399	2
	White Sox (AZL)	.200	2	5	2	1	0	0	1	2	0	0	0	2	0	2	0	0	1	.429	.800	0
	CHICAGO (A.L.)	.125	7	16	2	2	0	0	0	0	0	0	0	0	0	6	0	0	1	.125	.125	0
2017	Charlotte	.377	14	53	10	20	6	0	0	15	0	2	1	6	0	9	0	0	5	.435	.491	1
	CHICAGO (A.L.)	.283	87	276	23	78	17	0	4	30	2	3	3	9	0	46	0	0	9	.309	.388	2
2018	Charlotte	.268	30	112	12	30	4	0	4	16	0	1	3	8	0	18	0	0	4	.331	.411	2
	CHICAGO (A.L.)	.292	52	171	21	50	6	0	3	21	0	1	5	10	0	18	1	0	5	.348	.380	2
<b>MAJOR TOTALS</b>		<b>.281</b>	<b>146</b>	<b>463</b>	<b>46</b>	<b>130</b>	<b>23</b>	<b>0</b>	<b>7</b>	<b>51</b>	<b>2</b>	<b>4</b>	<b>8</b>	<b>19</b>	<b>0</b>	<b>70</b>	<b>1</b>	<b>0</b>	<b>15</b>	<b>.376</b>	<b>.318</b>	<b>4</b>
<b>MINOR TOTALS</b>		<b>.284</b>	<b>563</b>	<b>2065</b>	<b>296</b>	<b>586</b>	<b>131</b>	<b>13</b>	<b>60</b>	<b>345</b>	<b>12</b>	<b>20</b>	<b>53</b>	<b>203</b>	<b>6</b>	<b>374</b>	<b>7</b>	<b>6</b>	<b>83</b>	<b>.447</b>	<b>.360</b>	<b>47</b>

**Disabling Injuries:** **2018** — Left ankle sprain; disabled March 28 (retro to March 26)-April 20  
**2015** — Sacroiliac joint dysfunction; disabled April 26-May 22

## 2018 SEASON

- ◆ After beginning year with Triple-A **Charlotte**, was recalled by the **White Sox** and made season debut June 5th (Game 2 of doubleheader)...Remained with Major League Club for duration of season.
- ◆ Season average of .292 (50/171) ranked second in Majors by a catcher (min. 150 AB), trailing only Wilson Ramos (.306)
- ◆ Hit .438 (21/48) with two home runs and 13 RBI vs. left-handed pitchers, .341 (31/91) at home and .295 (13/44) with runners in scoring position.
- ◆ In 30 games with Triple-A, hit .268 (30/112) with four doubles, four home runs and 16 RBI.

## LACES OUT, DAN!

Did you know that Smith played college football for the University of Pittsburgh and broke Dan Marino's freshman record for most passing yards in a single game? For more info, see Personal/Misc. section.

## MAJOR LEAGUE SUMMARY

### 2017

- ◆ Spent majority of season with the **White Sox**, appearing in a career-best 82 games (70 starts at catcher)...Set Chicago's rookie record for average by a catcher (.283)...Was the first rookie catcher in the A.L. with a .280 average and 15 doubles in a season since Matt Wieters in 2009.
- ◆ Had contract selected from Triple-A **Charlotte** April 13...Hit first career home run June 12 vs. Baltimore (off Wade Miley).

### 2016

- ◆ Played almost entire season with Triple-A **Charlotte** before making Major League debut with the **White Sox** Sept. 1 vs. Minnesota...Collected first big league hit Sept. 17 at Kansas City (off Dillon Gee).
- ◆ Was initially recalled from Triple-A April 24 but was scratched from scheduled Major League debut April 24 at Toronto...Was placed on the D.L. with sacroiliac joint dysfunction...Reinstated and optioned to Triple-A May 22.
- ◆ In 49 games with the Knights, threw out 39.5 percent (15/38) of would-be basestealers.





## NOTABLE MINOR LEAGUE AWARDS AND HONORS

- ◆ **2014** Mid-Season Southern League All-Star.
- ◆ **2013** MiLB Organizational All-Star.
- ◆ **2012** MiLB Organizational All-Star.
- ◆ **2011** Pioneer League Player of the Month (July)...Appalachian League Player of the Week (July 25)...Pioneer League Player of the Week (Aug. 29).

## CAREER TRANSACTIONS

- ◆ June 7, 2011...Selected by the **White Sox** in the seventh round of the First-Year Player Draft.
- ◆ March 20, 2018...Claimed off waivers by the **Angels** from the **White Sox**.

## PERSONAL/MISC

- ◆ Kevan Alan Smith...Originally signed by White Sox scout Phil Gulley.
- ◆ He and wife Jessica, welcomed their first child, son Wyatt Daniel, on Aug. 2, 2018...Wyatt is named after former White Sox pitcher and Smith's friend Daniel Webb, who passed away on Oct. 14, 2017...Wore "WEBBY" on the back of Players Weekend jersey to honor Webb.
- ◆ Graduated from the University of Pittsburgh...During baseball career with the Panthers, hit .375 with 40 doubles, six triples, 19 home runs and 123 RBI...Was named First-Team All-Big East in 2010 and 2011...Led the league with a .396 average in 2011...Played three seasons of football at Pitt...Former football teammate with LeSean McCoy...Recorded 202 yards in second start at quarterback, breaking Dan Marino's freshman record.
- ◆ Prepped at Seneca Valley High School (Harmony, PA).

## CAREER FIELDING

POS	PCT	G	PO	A	E	TC	DP	PB
C	.996	132	942	48	4	994	6	7

## ROBERT O. FISHEL AWARD

The Robert O. Fishel Award, named after the longtime baseball executive, goes to the "active, non-uniformed representative of MLB whose ethics, character, dedication, service, professionalism and humanitarianism best represent the standards pro-pounded by Robert O. Fishel." Fishel, an executive with the Cleveland Indians, the St. Louis Browns, the New York Yankees and the American League Office, was the inaugural winner of the Award in 1981. All-time honorees are:

- 1981 – Robert O. Fishel, American League
- 1982 – Robert W. Brown, Baltimore Orioles
- 1983 – Larry Shenk, Philadelphia Phillies
- 1984 – Arthur E. (Red) Patterson, Angels**
- 1985 – Jim Ferguson, Cincinnati Reds
- 1986 – Fred Claire, Los Angeles Dodgers
- 1987 – Jim Toomey, St. Louis Cardinals
- 1988 – Tom Mee, Minnesota Twins
- 1989 – Donald Davidson, Houston Astros
- 1990 – Ned Colletti, Chicago Cubs
- 1991 – Phyllis K. Merhige, American League
- 1992 – Richard Griffin, Montreal Expos
- 1993 – John Blake, Texas Rangers
- 1994 – Katy Feeney, National League
- 1995 – Howard Starkman, Toronto Blue Jays
- 1996 – Bill Guilfoile, Baseball Hall of Fame
- 1997 – Dick Bresciani, Boston Red Sox
- 1998 – Jay Horwitz, New York Mets
- 1999 – Bob DiBiaseo, Cleveland Indians

- 2000 – Tim Mead, Angels**
- 2001 – Rob Matwick, Houston Astros
- 2002 – Mike Swanson, Arizona Diamondbacks
- 2003 – Rick Vaughn, Tampa Bay Devil Rays
- 2004 – Jeff Idelson, Baseball Hall of Fame
- 2005 – Randy Adamack, Seattle Mariners
- 2006 – Rob Butcher, Cincinnati Reds
- 2007 – Richard Levin, Major League Baseball
- 2008 – Scott Reifert, Chicago White Sox
- 2009 – Pat Courtney, Major League Baseball
- 2010 – Jay Alves, Colorado Rockies
- 2011 – Jim Trdinich, Pittsburgh Pirates
- 2012 – Staci Slaughter, San Francisco Giants
- 2013 – Tim Hevly, Seattle Mariners
- 2014 – Jason Zillo, New York Yankees
- 2015 – Brian Bartow, St. Louis Cardinals
- 2016 – Bart Swain, Cleveland Indians
- 2017 – Gene Dias, Houston Astros
- 2018 – Josh Rawitch, Arizona Diamondbacks

SMITH





**FORREST  
SNOW**

**RHP 70**

**HEIGHT: 6-7    WEIGHT: 250    BATS: R    THROWS: R**

**BORN: DEC. 30, 1988    OPENING DAY AGE: 30**  
**BIRTHPLACE: SEATTLE, WA    RESIDES: SEATTLE, WA**  
**SIGNED THRU: 2019**

**ACQUIRED: SIGNED AS A MINOR LEAGUE FREE AGENT,  
DEC. 5, 2018**

## NON-ROSTER INVITEE

### SNOW'S LIFETIME PITCHING RECORD

Year	Club	W-L	ERA	G	GS	CG	GF	SHO	SV	IP	H	R	ER	HR	HB	BB	IBB	SO	WP	BK	BAA
2010	Everett	0-0	0.00	10	0	0	3	0	3	25.1	8	0	0	0	1	9	1	26	2	0	.104
	Clinton	0-1	1.35	15	0	0	11	0	6	20	9	3	3	1	1	7	1	26	1	0	.132
2011	Clinton	2-7	3.62	13	13	1	0	0	0	74.2	62	34	30	4	8	19	0	71	5	0	.223
	High Desert	2-3	8.10	6	6	0	0	0	0	33.1	49	30	30	7	2	13	0	20	4	0	.350
	Tacoma	1-2	5.35	9	2	0	2	0	0	35.1	34	21	21	4	1	10	1	36	2	0	.256
2012	Tacoma	1-4	8.42	13	11	0	1	0	0	56.2	69	55	53	8	3	38	0	56	8	1	.303
	Jackson	4-5	4.43	19	9	0	1	0	0	61	61	35	30	2	3	29	1	43	8	0	.263
2013	Jackson	1-5	3.00	23	1	0	12	0	0	42	27	14	14	2	2	11	2	41	7	0	.186
	Tacoma	4-0	2.93	19	1	0	6	0	0	40	34	13	13	5	2	17	0	43	7	0	.228
2014	Jackson	1-1	3.86	4	2	0	1	0	0	16.1	14	8	7	2	1	4	0	14	1	0	.233
	Tacoma	2-3	4.05	16	10	0	1	0	0	60	57	29	27	8	3	21	0	61	2	0	.247
2015	Tacoma	10-9	4.17	29	20	0	4	0	1	121	118	59	56	22	5	41	0	96	6	0	.249
2016	Jackson	2-3	2.37	24	0	0	9	0	0	38	29	10	10	0	0	9	0	48	3	0	.215
	Tacoma	1-1	3.94	4	3	0	0	0	0	16	14	7	7	3	1	6	0	13	1	0	.230
2017	Biloxi	6-4	3.38	26	2	0	5	0	0	58.2	56	23	22	4	5	20	1	78	10	0	.248
	Colo. Springs	2-2	4.85	7	4	0	0	0	0	26	24	14	14	5	1	6	0	26	3	0	.247
2018	Durham	5-8	4.82	26	20	0	0	0	0	117.2	116	73	63	22	4	37	0	112	15	0	.253
	Montgomery	1-0	4.00	2	1	0	0	0	0	9	10	4	4	1	1	4	0	7	0	0	.278
<b>MINOR TOTALS</b>		<b>45-58</b>	<b>4.27</b>	<b>265</b>	<b>105</b>	<b>1</b>	<b>56</b>	<b>0</b>	<b>10</b>	<b>851</b>	<b>791</b>	<b>432</b>	<b>404</b>	<b>100</b>	<b>44</b>	<b>301</b>	<b>7</b>	<b>817</b>	<b>85</b>	<b>1</b>	<b>.245</b>

- ◆ Forrest Evans Snow...Originally signed by Mariners scout Joe Ross...On Twitter: @feSNOW.
- ◆ **2019** will be 10th professional season and fourth invitation to a Major League camp (also, Rays in 2018, Brewers in 2017 and Mariners in 2015).
- ◆ In **2018**, spent majority of season with Triple-A **Durham** and primarily worked as a starter...Led Bulls staff in starts (20), innings pitched (117.2) and strikeouts (112)...Signed with **Angels** as minor league free agent, Dec. 5.
- ◆ In first season in Brewers organization, split **2017** between Double-A **Biloxi** and Triple-A **Colorado Springs**, going 8-6 with a 3.83 ERA (84.2 IP - 36 ER) in 33 games (six starts)...His 104 strikeouts were his most since 2011 (127) and 11.06 strikeouts per nine innings ratio was a career high.
- ◆ Split **2016** between Double-A **Jackson** and Triple-A **Tacoma**...His combined 2.83 ERA (54 IP - 17 ER) was his lowest since professional debut season in 2010 (0.60)...Pitched for Aguilas Cibaenas in Dominican Winter League during offseason.
- ◆ Spent entire **2015** season with Triple-A **Tacoma** and was selected as a Pacific Coast League Mid-Season All-Star...Led all Mariners minor leaguers with 10 wins and ranked among PCL leaders in ERA (4.17; 7th) and opponent average (.249; 3rd)...Led Rainiers staff with 96 strikeouts.
- ◆ Made season debut in **2014** with Double-A Jackson, June 2 after serving 50-game suspension for violating Minor League Drug Prevention and Treatment Program...Spent majority of season with Tacoma and was co-winner of team's Community Service Award...Pitched for Bravos de Margarita in Venezuelan Winter League after the season.
- ◆ Split **2013** between **Jackson** and **Tacoma**...Did not allow a run in final seven appearances of year for Rainiers (7 IP) and earned three wins in relief in that span.
- ◆ Pitched for **Jackson** and **Tacoma** in **2012**...Opened **2011** with Class-A **Clinton** before being promoted to Adv.-A **High Desert** and ending year with **Tacoma**...Played for Peoria in Arizona Fall League after the season; led AFL with a 1.10 ERA (16.1 IP - 2 ER).
- ◆ Made professional debut in **2010** with Class-A **Everett** after being selected by Seattle in 36th round of First-Year Player Draft out of University of Washington.
- ◆ Attended Lakeside HS (WA) and was drafted in 44th round 2007 Draft by Seattle, but did not sign.





## JOSÉ SUAREZ

LHP **72**

BORN: JAN. 3, 1998      OPENING DAY AGE: 21  
BIRTHPLACE: NAGUANAGUA, VZ      RESIDES: SAN DIEGO, VZ  
SIGNED THRU: 2019  
ACQUIRED: SIGNED AS INTERNATIONAL FREE AGENT,  
JULY 3, 2014

HEIGHT: 5-10      WEIGHT: 225      BATS: L      THROWS: L

### SUAREZ'S LIFETIME PITCHING RECORD

Year	Club	W-L	ERA	G	GS	CG	GF	SHO	SV	IP	H	R	ER	HR	HB	BB	IBB	SO	WP	BK	BAA
2015—	Angels (DSL)	2-2	2.13	11	11	0	0	0	0	55	43	18	13	0	3	8	0	34	3	0	.215
	Angels (AZL)	1-1	5.60	4	2	0	0	0	0	17.2	28	15	11	0	2	4	0	12	4	1	.364
2016—	Angels (AZL)	1-3	5.36	11	5	0	0	0	0	40.1	48	31	24	1	1	13	0	46	1	2	.296
	Orem	0-1	0.00	1	1	0	0	0	0	4.1	6	5	0	0	0	1	0	7	0	0	.300
2017—	Burlington	5-1	3.62	12	12	0	0	0	0	54.2	49	25	22	7	2	18	0	71	1	1	.243
	Angels (AZL)	1-0	1.93	3	3	0	0	0	0	14	10	3	3	1	0	4	0	19	0	0	.208
2018—	Inland Empire	0-1	2.00	2	2	0	0	0	0	9	6	4	2	0	3	1	0	18	1	0	.182
	Mobile	2-1	3.03	7	7	0	0	0	0	29.2	34	11	10	0	1	8	0	51	4	0	.286
	Salt Lake	1-4	4.48	17	17	0	0	0	0	78.1	81	43	39	5	3	35	1	73	5	5	.268
<b>MINOR TOTALS</b>		<b>13-14</b>	<b>3.68</b>	<b>68</b>	<b>60</b>	<b>0</b>	<b>0</b>	<b>0</b>	<b>0</b>	<b>303</b>	<b>305</b>	<b>155</b>	<b>124</b>	<b>14</b>	<b>15</b>	<b>92</b>	<b>1</b>	<b>331</b>	<b>19</b>	<b>9</b>	<b>.262</b>

### 2018 SEASON

- ◆ Opened year with Adv.-A **Inland Empire** and was promoted to Double-A **Mobile** after two starts...Made seven starts for BayBears before joining Triple-A **Salt Lake** in late May.
- ◆ Recorded 11 strikeouts in each of final two starts for BayBears.
- ◆ Named Angels Minor League Pitcher of the Month for April, after combining to go 1-1 with a 2.49 ERA (21.2 IP - 6 ER) and 36 strikeouts across five starts for 66ers and BayBears.
- ◆ At time of promotion to Triple-A, had recorded 69 strikeouts in 38.2 innings (15.8 strikeouts per nine innings)...Had fanned 42% of all batters faced, which ranked second in all of Minor League Baseball.
- ◆ Combined 142 strikeouts and 10.9 strikeouts per nine innings rate led all Angels minor league pitchers (min. 100 IP)...Ranked fifth in organization in innings pitched.
- ◆ Enters 2019 ranked by *Baseball America* as #4 prospect in Angels organization...At conclusion of 2018 season was ranked by *MLB.com* as #8 prospect (#2 among pitchers) in Angels system.
- ◆ Selected to **Angels** 40-man roster, Nov. 20.

### NOTABLE MINOR LEAGUE AWARDS AND HONORS

- ◆ **2018** Angels *MLB.com* Organizational All-Star...Angels Minor League Pitcher of the Month (April).
- ◆ **2017** Angels *MLB.com* Organizational All-Star.

### CAREER TRANSACTIONS

- ◆ July 3, 2014...Signed by **Angels** as international free agent.

### PERSONAL/MISC

- ◆ José Rances Suarez.
- ◆ Named by *Baseball America* as having best changeup in Angels system following 2017 and 2018 seasons.
- ◆ Originally signed by Angels scouts Carlos Ramirez, Mauro Zerpa and Lebi Ochoa.

SUAREZ





**MATT  
THAISS**

INF **85**

BORN: MAY 6, 1995      OPENING DAY AGE: 23  
 BIRTHPLACE: JACKSON, NJ      RESIDES: JACKSON, NJ  
 SIGNED THRU: 2019  
 ACQUIRED: SELECTED BY ANGELS IN FIRST ROUND  
 (16TH OVERALL) OF 2016 FIRST-YEAR  
 PLAYER DRAFT

HEIGHT: 6-0      WEIGHT: 215      BATS: L      THROWS: R

## NON-ROSTER INVITEE

### THAISS' LIFETIME PLAYING RECORD

Year	Club	AVG	G	AB	R	H	2B	3B	HR	RBI	SH	SF	HBP	BB	IBB	SO	SB	CS	GDP	SLG	OBP	E
2016	Orem	.338	15	65	16	22	7	1	2	12	0	0	2	4	0	4	2	4	1	.569	.394	3
	Burlington	.276	52	199	24	55	12	3	4	31	1	2	2	22	1	28	1	0	5	.427	.351	8
2017	Inland Empire	.265	84	336	46	89	13	4	8	48	0	2	7	40	1	59	4	3	10	.399	.353	7
	Mobile	.292	49	178	29	52	14	0	1	25	0	4	2	37	3	50	4	3	3	.388	.412	2
2018	Mobile	.287	40	157	24	45	10	2	6	25	0	2	1	16	0	35	2	1	6	.490	.352	1
	Salt Lake	.277	85	368	54	102	24	6	10	51	0	3	1	28	0	68	6	3	11	.457	.328	8
<b>MINOR TOTALS</b>		<b>.280</b>	<b>325</b>	<b>1303</b>	<b>193</b>	<b>365</b>	<b>80</b>	<b>16</b>	<b>31</b>	<b>192</b>	<b>1</b>	<b>13</b>	<b>15</b>	<b>147</b>	<b>5</b>	<b>244</b>	<b>19</b>	<b>14</b>	<b>36</b>	<b>.437</b>	<b>.357</b>	<b>29</b>

- ◆ Matthew Kevin Thaiss (rhymes with 'ICE')...Originally signed by Angels scout Nick Gorneault.
- ◆ On Twitter: @Matt\_Thaiss
- ◆ **2019** marks fourth professional campaign, third consecutive invite to big league camp...Designated as Angels' #8 prospect for 2018 & 2019 by *Baseball America*...357 career OBP in 325 minor league games.
- ◆ In **2018**, combined to hit .280 (147/525) with 78 runs, 34 doubles, eight triples, 16 home runs and 76 RBI between Double-A **Mobile** (40 games) and Triple-A **Salt Lake** (85 games)...Named MILB.com Organizational All-Star for third straight year...Set career highs in hits, runs, doubles, triples, HR, RBI and slugging (.467).
- ◆ His .280 clip ranked ninth-best in Angels' system while 76 RBI were third-most...Logged 21 games with 2+ RBI, including seven 3+ RBI efforts...Also had 14 games with 3+ hits on season (four games with 4+), including career-best five hits June 19 at Colorado Springs.
- ◆ After starting 0-for-8 across first two triple-A games, posted first career multi-HR game May 24 at Albuquerque (3 for 6, 2 HR, 2 RBI)...Hit .375 (27/72) from May 24-June 11 with 12 extra-base hits in 16 games.
- ◆ In **2017** sophomore season in Angels system, split campaign between Single-A **Inland Empire** and Double-A **Mobile**...Combined to hit .274 (141/514) with 75 runs, 27 doubles, four triples, nine HR and 73 RBI in 133 games...73 RBI marked third-most in Halos system...412 OBP with Mobile established career best.
- ◆ Played with Scottsdale Scorpions in 2017 Arizona Fall League...Named as Angels' #2 prospect for 2017 by *Baseball America*.
- ◆ **2016** marked first professional season after first round selection (16th overall) in June Amateur Draft...Second New Jersey native to be selected in first round by Angels, joining OF Mike Trout (25th overall in 2009).
- ◆ Originally assigned to Rookie-Level **Orem**...Slashed .338/.394/.569 in 15 games before promotion to Single-A **Burlington** (.276/.351/.427 in 52 games)...Combined to hit .292 (77/264) with 40 runs, 19 doubles, four triples, six home runs and 43 RBI in 67 minor league games in 2016...Walked 26 times and struck out just 32 times in 264 at-bats.
- ◆ Wrapped up junior season in 2016 at University of Virginia leading team in average (.375; 87/232), home runs (10), RBI (59), total bases (134), slugging (.578) and OBP (.473)...Finished season tied for fourth in ACC in hits, sixth in batting average, sixth in RBI, seventh in slugging and total bases and eighth in OBP.
- ◆ Named 2016 Second Team All-American by *Baseball America*, his second straight season with All-American honors...Semi-finalist for Dick Howser Trophy (College Baseball Player of the Year) and Johnny Bench Award (top collegiate catcher).
- ◆ Across three seasons with Cavaliers, combined to hit .338 (187/554), with 115 runs scored, 36 doubles, two triples, 20 home runs and 130 RBI...Helped lead Cavaliers to College World Series Finals in both 2014 and 2015, with Virginia capturing their first national championship in school history in 2015.
- ◆ In 2013, selected by Boston in the 32nd round out of Jackson Memorial High School (Jackson Township, NJ) where he was twice named First-Team All-State.
- ◆ Batted .343 with 17 homers and 70 RBI in high school career...Named First-Team All-Shore Conference three times...Named to High Honor Roll all four years.

THAISS





## WILFREDO TOVAR

### INF 19

HEIGHT: 5-7    WEIGHT: 180    BATS: R    THROWS: R

BORN: AUG. 11, 1991    OPENING DAY AGE: 27  
BIRTHPLACE: SANTA TERESA DEL TUY, VZ    RESIDES: SANTA TERESA DEL TUY, VZ  
SIGNED THRU: 2019    MLB SERVICE: 53 DAYS  
ACQUIRED: SIGNED TO MINOR LEAGUE CONTRACT, NOV 13, 2018

### NON-ROSTER INVITEE

#### TOVAR'S LIFETIME PLAYING RECORD

Year	Club	AVG	G	AB	R	H	2B	3B	HR	RBI	SH	SF	HBP	BB	IBB	SO	SB	CS	GDP	SLG	OBP	E
2008	Mets (VZL)	.203	49	143	16	31	7	1	2	11	6	0	2	12	0	23	7	4	3	.301	.269	9
2009	Mets (VZL)	.289	12	38	3	11	3	1	0	2	0	1	0	5	0	3	1	1	0	.421	.364	5
	Mets (GCL)	.243	38	148	21	36	5	3	0	14	1	1	3	8	0	19	16	8	5	.318	.294	14
2010	St. Lucie	.246	30	118	14	29	5	1	0	6	1	0	2	3	1	22	4	3	2	.305	.276	6
	Savannah	.281	44	160	12	45	10	0	17	2	0	3	8	0	12	4	5	1	.344	.327	9	
	Brooklyn	.265	18	68	11	18	2	1	0	6	3	1	3	2	0	9	4	3	0	.324	.311	3
2011	Savannah	.251	131	491	70	123	21	3	2	41	3	7	8	44	1	53	15	9	11	.318	.318	20
2012	St. Lucie	.284	65	218	31	62	17	1	1	23	4	1	4	29	0	17	12	7	8	.385	.377	9
	Binghamton	.254	57	193	20	49	11	2	0	27	3	4	6	11	0	22	2	1	6	.332	.308	9
2013	Binghamton	.263	133	441	70	116	14	4	4	36	3	2	7	33	0	49	12	7	11	.340	.323	2
	NEW YORK (N.L.)	.200	7	15	1	3	0	0	0	2	2	0	1	1	1	3	1	0	2	.200	.294	0
2014	Binghamton	.282	78	255	31	72	8	1	2	29	1	3	5	21	3	22	8	6	11	.345	.345	5
	Mets (GCL) (1)	.333	2	6	0	2	1	0	0	2	0	0	0	1	0	1	0	1	0	.500	.429	0
	St. Lucie (1)	.353	5	17	2	6	2	1	0	4	0	0	2	4	1	2	0	1	2	.588	.522	0
	NEW YORK (N.L.)	.000	2	3	0	0	0	0	0	0	0	0	0	0	0	0	0	0	0	.000	.000	0
2015	Las Vegas	.283	102	357	50	101	15	1	3	42	6	1	2	22	0	40	30	13	11	.356	.327	10
2016	Rochester	.249	125	450	49	112	24	4	1	35	5	4	3	32	0	59	29	9	12	.327	.301	17
2017	Memphis	.253	111	360	44	91	19	0	6	31	2	1	1	27	0	64	19	7	9	.356	.306	12
2018	Memphis	.297	108	360	41	107	15	1	5	47	0	3	2	24	0	42	11	5	8	.386	.342	10
<b>MAJOR TOTALS</b>		<b>.167</b>	<b>9</b>	<b>18</b>	<b>1</b>	<b>3</b>	<b>0</b>	<b>0</b>	<b>0</b>	<b>2</b>	<b>2</b>	<b>0</b>	<b>1</b>	<b>1</b>	<b>1</b>	<b>3</b>	<b>1</b>	<b>0</b>	<b>2</b>	<b>.167</b>	<b>.250</b>	<b>0</b>
<b>MINOR TOTALS</b>		<b>.264</b>	<b>1108</b>	<b>3833</b>	<b>485</b>	<b>1011</b>	<b>179</b>	<b>25</b>	<b>26</b>	<b>73</b>	<b>40</b>	<b>29</b>	<b>53</b>	<b>286</b>	<b>6</b>	<b>458</b>	<b>176</b>	<b>89</b>	<b>53</b>	<b>.344</b>	<b>.321</b>	<b>150</b>

(1) rehab assignment

- ◆ Wilfredo Jose Tovar (toe-VAR)...On Twitter: @WTovar70
- ◆ Originally signed as international free agent with **New York Mets** Oct. 12, 2007 (age 16)...2019 represents 12th professional season...Made Major League debut with **Mets** in 2013 and has played in nine MLB games across 2013-14 seasons...Has not appeared in MLB since 2014
- ◆ **Angels** mark fourth MLB organization (**Cardinals**, **Mets** & **Twins**)...Has made starts at every position in minor league career with exception of pitcher, catcher & first base...Majority of starts have come at SS and 2B.
- ◆ Has 89 stolen bases across last four minor league campaigns...Has posted 10 straight seasons (2009-18) with double-digit stolen bases...Owns 20 games with multiple stolen bases over career (2008-18)...Stole career-high 30 bases with **Las Vegas** in 2015.
- ◆ Joined **Cardinals** as minor league free agent in 2017 and has spent last two seasons with **Memphis**...Last season with Redbirds, established professional bests in average (.297) and RBI (47).
- ◆ In **2017** with **Memphis**, made 67 starts at SS, 26 at 2B and nine at 3B...Was perfect in 101 total chances while playing second base...Hit career-high six home runs, including second career grand slam (8/7 vs. Nashville).
- ◆ Played in 10 Pacific Coast League playoff games batting .263 (10/38) with a home run, two doubles and six RBI...Homered in Game 5 of PCL semi-finals at Colorado Springs, a two-run shot in 7th inning, as Redbirds advanced to championship round...Memphis defeated El Paso to capture PCL title.
- ◆ In **2016**, signed minor league deal with **Minnesota** Dec. 15, 2015...Led **Rochester** (AAA) and ranked third in International League with 29 stolen bases...Was third toughest batter to strike out in IL(1/8.37 plate appearances).
- ◆ Spent **2015** season with **Las Vegas** appearing in 102 games (55 at SS, 27 at 3B, 21 at 2B)...Led 51s with career-high 30 stolen bases...Logged second career two-homer game at Albuquerque (May 5; 3/3, 4 RBI).
- ◆ Placed on seven-day DL Aug. 18 with dislocated left shoulder; reinstated by **Las Vegas** and recalled by **New York Mets** Aug. 29 but did not play; transferred to 60-day disabled list.
- ◆ In **2014**, began season with **Binghamton** (AA)...Placed on seven-day disabled list May 30 with a sprained left thumb...Recalled to **New York** Sept. 23 and appeared in two games.
- ◆ Played career-high 133 games with **Binghamton** in **2013** and named MiLB.com Organizational All-Star...Recalled by **Mets** Sept. 20 and made MLB debut Sept. 22 at Philadelphia recording two hits, the game-tying RBI and a stolen base; singled off Cliff Lee for his first major league hit...Became one of four Mets to have two-or-more hits, one-or-more RBI and one-or-more stolen bases in his MLB debut...Made five starts at shortstop for Mets.
- ◆ In **2012**, logged career-high 28 doubles and 50 RBI between **St. Lucie** and **Binghamton**...Named Florida State League Mid-Season All-Star and played in FSL All-Star Game at Charlotte for the South Team.



## NICK TROPEANO

RHP **35**

HEIGHT: 6-4    WEIGHT: 205    BATS: R    THROWS: R

BORN: AUG 27, 1990    OPENING DAY AGE: 28  
 BIRTHPLACE: WEST ISLIP, NY    RESIDES: WEST ISLIP, NY  
 SIGNED THRU: 2019    MLB SERVICE: 3 YEARS, 68 DAYS  
 ACQUIRED: FROM HOUSTON WITH C CARLOS PEREZ  
 IN EXCHANGE FOR C HANK CONGER,  
 NOV. 5, 2014

### TROPEANO'S LIFETIME PITCHING RECORD

Year	Club	W-L	ERA	G	GS	CG	GF	SHO	SV	IP	H	R	ER	HR	HB	BB	IBB	SO	WP	BK	BAA
2011	Tri-City	3-2	2.36	12	12	0	0	0	0	53.1	42	18	14	1	1	21	0	63	6	1	.212
2012	Lexington	6-4	2.78	15	14	0	0	0	0	87.1	77	29	27	3	2	26	0	97	2	0	.238
	Lancaster	6-3	3.31	12	12	0	0	0	0	70.2	72	37	26	8	3	21	0	69	10	0	.265
2013	Corpus Christi	7-10	4.11	28	20	1	6	0	5	133.2	140	65	61	15	3	39	0	130★	5	0	.275
2014	Oklahoma City	9-5	3.03★	23	20	0	1	0	0	124.2	90	44	42	11	4	33	1	120	5	0	★.202
	HOUSTON	1-3	4.57	4	4	0	0	0	0	21.2	19	12	11	0	1	9	1	13	1	0	.241
2015	Salt Lake	3-6	4.81	16	16	1	0	0	0	88	97	51	47	9	3	36	0	96	3	0	.279
	LAA	3-2	3.82	8	7	0	0	0	0	37.2	40	18	16	2	0	10	0	38	0	0	.270
	Angels (AZL)	0-1	2.57	2	2	0	0	0	0	7	6	2	2	1	0	1	0	6	0	0	.222
2016	LAA	3-2	3.56	13	13	0	0	0	0	68.1	70	27	27	14	2	31	1	68	4	0	.270
	Inland Empire (1)	0-1	5.40	1	1	0	0	0	0	5	7	5	3	0	0	0	0	7	2	0	.318
	Salt Lake	1-0	2.70	1	1	0	0	0	0	6.2	3	2	2	1	0	1	0	7	0	0	.136
2017	LAA	INJURED — DID NOT PLAY																			
2018	Salt Lake	0-0	0.00	1	1	0	0	0	0	3.2	3	0	0	0	0	3	0	7	1	0	.231
	LAA	5-6	4.74	14	14	0	0	0	0	76	68	41	40	16	2	31	2	64	2	0	.242
	Inland Empire (1)	1-1	2.00	2	2	0	0	0	0	9	9	3	2	1	0	3	0	7	0	0	.257
<b>MAJOR TOTALS</b>		<b>12-13</b>	<b>4.15</b>	<b>39</b>	<b>38</b>	<b>0</b>	<b>0</b>	<b>0</b>	<b>0</b>	<b>203.2</b>	<b>197</b>	<b>98</b>	<b>94</b>	<b>32</b>	<b>5</b>	<b>81</b>	<b>4</b>	<b>183</b>	<b>7</b>	<b>0</b>	<b>.257</b>
<b>ANGELS TOTALS</b>		<b>11-10</b>	<b>4.10</b>	<b>35</b>	<b>34</b>	<b>0</b>	<b>0</b>	<b>0</b>	<b>0</b>	<b>182</b>	<b>178</b>	<b>86</b>	<b>83</b>	<b>32</b>	<b>4</b>	<b>72</b>	<b>3</b>	<b>170</b>	<b>6</b>	<b>0</b>	<b>.259</b>
<b>MINOR TOTALS</b>		<b>36-33</b>	<b>3.45</b>	<b>113</b>	<b>101</b>	<b>2</b>	<b>7</b>	<b>0</b>	<b>5</b>	<b>589</b>	<b>546</b>	<b>256</b>	<b>226</b>	<b>50</b>	<b>16</b>	<b>182</b>	<b>1</b>	<b>611</b>	<b>34</b>	<b>1</b>	<b>.246</b>

★ led or tied for league lead  
 (1) rehab assignment

**Disabling Injuries:**    **2018** — Right shoulder inflammation; disabled Aug. 7 - end of season  
 Right shoulder inflammation; disabled June 15 (retro to June 12) - July 21  
 Right shoulder inflammation; disabled May 2 - May 12  
                                   **2017** — Right elbow UCL injury (Tommy John surgery); disabled Apr. 1 (retro to Mar. 30) - end of season  
                                   **2016** — Right elbow UCL injury (Tommy John surgery); disabled July 19 - end of season  
 Right shoulder tightness; disabled June 4 (retro to 5/30) - June 24

### 2018 SEASON

- ◆ Set career highs in games, starts, wins and innings pitched with **Angels**, but missed 87 games across three stints on disabled list with right shoulder inflammation.
- ◆ Opened year with Triple-A **Salt Lake** and made one start before being recalled by Angels, April 12 for first Major League appearance since July 18, 2016.
- ◆ Held right-handers to a .213 batting average against (29/136).
- ◆ Set career high with 7.1 innings pitched May 24 at Toronto.
- ◆ On July 26 vs. White Sox, all five hits allowed were solo HR...Five HR matched Angels single-game record (Willie Fraser – 5 HR, Aug. 16, 1988 at NYY)...Both Fraser and Tropeano were Angels winning pitcher in those games.

### MAJOR LEAGUE SUMMARY

#### 2017

- ◆ Spent entire season on **Angels** disabled list recovering from Tommy John surgery performed in August 2016.

#### 2016

- ◆ Began season on roster at Triple-A **Salt Lake**...Did not appear with Bees before being recalled by **Angels** Apr. 7 following injury to Andrew Heaney.
- ◆ Finished tied for second in A.L. with four pickoffs.

TROPEANO





- ◆ Held opposing hitters to a .135 (7/52) average with runners in scoring position.
- ◆ Earned wins in consecutive starts for first time in career May 18 vs. Dodgers and May 23 at Texas.
- ◆ Improved career record vs. A.L. West opponents to 6-2 with a 3.28 ERA (68.2 IP - 25 ER)...Against all other opponents, was 1-5 with a 4.42 ERA (59 IP - 29 ER).
- ◆ 20 of final 24 runs allowed scored via home runs (yielded just two home runs in first 75.1 IP of career).
- ◆ Missed 23 games on disabled list with right shoulder tightness from June 4 (retro to May 30) until June 24... Missed final 69 games of season on disabled list with right elbow UCL injury (underwent Tommy John surgery in August).

## 2015

- ◆ Made **Angels** debut Apr. 23 vs. Oakland and earned the win after pitching six shutout frames and allowing five hits and one walk while striking out five...Became first player to throw at least six scoreless innings in their Angels debut since Jered Weaver (May 27, 2006).
- ◆ Set career high with 11 strikeouts across 6.2 innings in final start of regular season on Sept. 29 vs. Oakland...The 11 strikeouts tied for most by any Angels pitcher in a game in 2015 (Garrett Richards - 11 SO twice).

## 2014

- ◆ Made Major League debut with **Houston** on Sept. 10 at Seattle (W; 5 IP, 2 ER, 4 H, 2 BB, 5 SO) and became eighth Astros pitcher to earn a win in first career start.
- ◆ Became third pitcher in Houston history to pitch at least five innings while striking out four-or-more batters and allowing two-or-fewer runs in each of first two career games, joining Carlos Hernandez (2001) and Tom Griffin (1964).

## NOTABLE MINOR LEAGUE AWARDS AND HONORS

- ◆ **2014** Pacific Coast League Mid-Season All-Star...Astros Minor League Pitcher of the Month for June and August.
- ◆ **2012** South Atlantic League Mid-Season All-Star...California League Player of the Month for August.

## CAREER TRANSACTIONS

- ◆ June 7, 2011...Selected by **Houston Astros** in fifth round of 2011 First-Year Player Draft (signed June 8, 2011).
- ◆ Nov. 5, 2014...Traded by **Houston Astros** with C Carlos Perez to **Angels** for C Hank Conger.

## PERSONAL/MISC

- ◆ Nicholas Paul Tropeano (Troh-pee-AH-noh)...On Twitter: @PaPaTropeano
- ◆ Attended West Islip HS (NY) and Stony Brook University (NY)...Led West Islip to a Suffolk Class AA championship in 2008 after going 8-1 with a 1.50 ERA...Named America East Conference Pitcher of the Year at Stony Brook in 2011 during junior season...Ranked fifth in nation in strikeouts (119) and seventh in victories (12); both set school records...Third Stony Brook alumnus to pitch in Major Leagues (also, Joe Nathan and Tom Koehler).
- ◆ Was Angels #3 prospect according to *Baseball America* in 2015...Entered 2014 season ranked by *Baseball America* as Astros #18 prospect...Was Astros #9 prospect according to *Baseball America* entering 2013 with the system's best changeup...Tabbed by the publication as having the best changeup in South Atlantic League entering 2012.
- ◆ Pitched in Arizona Fall League following the 2012 season...Went 0-0 with a 3.00 ERA (15 IP - 5 ER) and 18 strikeouts in 11 games for Mesa.
- ◆ Signed by Astros scouts John Kosciak and Ed Fastaiia.

## MAJOR LEAGUE HITTING TOTALS

AVG	AB	H	HR	RBI
.000	3	0	0	0

## CAREER FIELDING

POS	PCT	G	PO	A	E	TC	DP
P	.939	39	10	21	2	33	2

## TROPEANO'S CAREER HIGHS

SEASON		GAME	
Wins	5 — 2018	SO	11 — 9/29/15 vs. OAK
ERA	3.56 — 2016	BB	5 — Twice; 5/29/16 vs. HOU & 5/3/16 at MIL
IP	76 — 2018	IP	7.1 — 5/24/18 at TOR
SO	68 — 2016	H	9 — 6/4/18 vs. KC
Win Streak	3 — Twice; last, May 18, 2016 - Apr. 12, 2018	R & ER	6 — 8/20/15 vs. CHW
		HR	5 — 7/26/18 vs. CHW



## MIKE TROUT

OF **27**

BORN: AUG 7, 1991  
BIRTHPLACE: VINELAND, NJ  
SIGNED THRU: 2020

OPENING DAY AGE: 27  
RESIDES: MILLVILLE, NJ  
MLB SERVICE: 7 YEARS,  
70 DAYS

ACQUIRED: SELECTED IN THE FIRST ROUND (25<sup>TH</sup> OVERALL) OF THE 2009 FIRST-YEAR PLAYER DRAFT

MARRIED: JESSICA COX, DEC. 16, 2017

HEIGHT: 6-2    WEIGHT: 235    BATS: R    THROWS: R

### TROUT'S LIFETIME PLAYING RECORD

Year	Club	AVG	G	AB	R	H	2B	3B	HR	RBI	SH	SF	HBP	BB	IBB	SO	SB	CS	GDP	SLG	OBP	E
2009	—Angels (AZL)	.360	39	164	29	59	7	7	1	25	3	2	0	18	0	28	13	2	2	.506	.418	1
	Cedar Rapids	.267	5	15	1	4	0	0	0	0	1	0	0	4	0	6	0	0	0	.267	.421	0
2010	—Cedar Rapids	.362	81	312	76	113	19	7	6	39	2	1	7	46	2	52	45	9	1	.526	.454	0
	Cucamonga	.306	50	196	30	60	9	2	4	19	5	3	1	27	1	33	11	6	2	.434	.388	1
2011	—Arkansas	.326★	91	353	82	115	18	13★	11	38	4	1	9	45	1	76	33★	10	2	.544	.414★	1
	LAA	.220	40	123	20	27	6	0	5	16	0	1	2	9	0	30	4	0	2	.390	.281	2
2012	—Salt Lake	.403	20	77	21	31	4	5	1	13	1	3	1	11	0	16	6	1	1	.623	.467	0
	LAA	.326	139	559	129★	182	27	8	30	83	0	7	6	67	4	139	49★	5	7	.564	.399	4
2013	—LAA	.323	157	589	109★	190	39	9	27	97	0	8	9	110★	10	136	33	7	8	.557	.432	2
2014	—LAA	.287	157	602	115★	173	39	9	36	111★	0	10	10	83	6	184★	16	2	6	.561	.377	3
2015	—LAA	.299	159	575	104	172	32	6	41	90	0	5	10	92	14	158	11	7	11	.590★	.402	0
2016	—LAA	.315	159	549	123★	173	32	5	29	100	0	5	11	116★	12	137	30	7	5	.550	.441★	4
2017	—LAA	.306	114	402	92	123	25	3	33	72	0	4	7	94	15★	90	22	4	8	.629★	.442★	1
	Inland Empire (1)	.222	4	9	5	2	1	1	0	0	0	0	1	4	0	2	0	0	1	.556	.500	0
2018	—LAA	.312	140	471	101	147	24	4	39	79	0	4	10	122★	25★	124	24	2	5	.628	.460★	0
<b>MAJOR TOTALS</b>		<b>.307</b>	<b>1065</b>	<b>3870</b>	<b>793</b>	<b>1187</b>	<b>224</b>	<b>44</b>	<b>240</b>	<b>648</b>	<b>0</b>	<b>44</b>	<b>65</b>	<b>693</b>	<b>86</b>	<b>998</b>	<b>189</b>	<b>34</b>	<b>52</b>	<b>.573</b>	<b>.416</b>	<b>16</b>
<b>MINOR TOTALS</b>		<b>.341</b>	<b>2290</b>	<b>1126</b>	<b>244</b>	<b>384</b>	<b>58</b>	<b>35</b>	<b>23</b>	<b>134</b>	<b>16</b>	<b>10</b>	<b>21</b>	<b>155</b>	<b>4</b>	<b>213</b>	<b>108</b>	<b>28</b>	<b>9</b>	<b>.516</b>	<b>.426</b>	<b>3</b>

★ led or tied for league lead  
(1) rehab assignment

**Disabling Injuries:** 2018 — Right wrist inflammation; disabled Aug. 9 (retro to Aug. 6) - 24  
2017 — Left thumb ligament injury; disabled May 29 - July 14

### 2018 SEASON

- ◆ In eighth big league season (seventh full) with the **Angels**, finished second in the A.L. Most Valuable Player voting to Boston's Mookie Betts...Marked seventh time in seven full seasons finishing in the Top 4 and sixth time placing first or second (won in 2014 and 2016)...Is one of four players to finish second in the MVP vote at least four times during their careers: Stan Musial (4), Ted Williams (4) and Albert Pujols (4)...According to ELIAS, is one of three players to finish in the Top 3 of the MVP voting six times in a seven-year span, joining Yogi Berra and Albert Pujols.
- ◆ Finished in the Top 10 for the American League in several offensive categories including, average (.312, 4th), on-base percentage (.460, 1st), slugging (.628, 3rd), runs (101, 9th), home runs (39, T4th), stolen bases (24, 9th), walks (122, 1st) and intentional walks (25, 1st).
- ◆ Awarded a Louisville Silver Slugger for the sixth time in career...For more info, see Career Summary Section.
- ◆ Missed 15 games due to right wrist inflammation...Marked second career trip to the D.L...Sustained the injury sliding into third base Aug. 1 in Tampa Bay.
- ◆ Per MLB, was the 11th most popular player jersey according to sales on MLBShop.com.

### HOME RUNS

- ◆ Logged 39 home runs the second-most of career (41 HR in 2015)...Marked third 35+ home run season, the most in franchise history.

### TROUT'S A.L. RANKINGS ALL-TIME BY A PLAYER PRIOR TO AGE-27 SEASON

WAR		HR	
1.) Mike Trout	64.3	3.) Mickey Mantle	249
2.) Ty Cobb	63.4	4.) Mike Trout	240
RBI		R	
10.) Juan Gonzalez	659	3.) Ty Cobb	808
11.) Mike Trout	648	4.) Mike Trout	793
BB		H	
2.) Eddie Yost	743	10.) Stuffy McInnis	1,192
3.) Mike Trout	693	11.) Mike Trout	1,187
OPS		XBH	
4.) Mickey Mantle	1.006	2.) Jimmie Foxx	562
5.) Mike Trout	.990	3.) Mike Trout	508

TROUT





- ◆ Joined Alex Rodriguez, Jimmie Foxx, Jose Canseco and Joe DiMaggio as the only players in American League history to hit 30 home runs five-or-more times before their age-27 season...Also join Alex Rodriguez and Mickey Mantle as the only A.L. players all-time to amass seven seasons of 20+ home runs prior to their age-27 season.
- ◆ On June 12, homered for the 223rd time, passing Brian Downing for sole possession of third in franchise history... Enters 2019 needing 32 home runs to tie Garret Anderson for second.

### RBI

- ◆ Drove in 79 RBI in 140 games...Was the fourth player in baseball history and first in franchise annals to log 35+ home runs and drive in less than 80 RBI.
- ◆ 648 career RBI rank fifth in Club history.

### RUNS

- ◆ Reached the century mark in runs scored for the sixth time in career...Is just the seventh player all-time (3rd in A.L. history) with six, 100-run campaigns prior to their age-27 season: Alex Rodriguez (7 seasons), Albert Pujols (6), Hank Aaron (6), Mickey Mantle (6), Mel Ott (6), Bill Dahlen (6).
- ◆ Six career 100-run seasons are the most in franchise history...No other player had more than two...793 career runs scored rank fifth in franchise history.

### STOLEN BASES

- ◆ Stole 20+ bases for the fifth time in six Major League seasons... One of two players all-time to log four seasons of 25 home run and 20 stolen bases prior to their age-27 campaign: Darryl Strawberry.

### WALKS

- ◆ Led the Junior Circuit in walks (122) for the third time (also, 2013 and 2016)...For more info, see chart to right.
- ◆ Set a new single-season franchise record for walks, breaking his old mark of 116 set in 2016...The 122 walks were tied for the eighth most by a center fielder all-time (since 1871) and the most since Lenny Dykstra's 129 in 1993 with the Phillies.
- ◆ Reached 100 walks, 25 HR and 20 steals in a season for the third time in career (2013 & 2016)...Joins Barry Bonds (7 times), Bobby Abreu (3) & Jeff Bagwell (3) as the only players ever to do so at least three times in career.

### FIRST HALF

- ◆ Connected for 25 home runs prior to the All-Star Break, one shy of tying the Club record for homers prior to the Midsummer Classic.
- ◆ Joined Jeff Bagwell as the only players ever with 25 home runs, 10 stolen bases and 75 walks prior to the All-Star Break... Also joins Frank Robinson and Eddie Mathews as the only players to hit 25+ home runs in seven seasons prior to their age-27 campaign.
- ◆ Drew 84 walks in the first half...Set the franchise record for first half walks (previous, 62 BB by Brian Downing in '87 and Tim Salmon in '00)...The 84 free passes were the most by an A.L. player before the break since Frank Thomas (84 BB) in 1994.
- ◆ Joined Joe Morgan (1974) as the only players ever to amass 100 H, 80 BB and 15 SB prior to the All-Star Break.

### ALL-STAR GAME

- ◆ Named to the American League All-Star team, starting the game in center field...Went 1-for-2 with a home run, an RBI, run scored and a walk...Marked second career home run in the All-Star Game.
- ◆ Nominated as an All-Star for the seventh time in career and a starter for the sixth consecutive season...Set franchise record for most All-Star Game selections and joined Rod Carew (1979-84) as the only Halos to be selected as a starter in six consecutive Midsummer Classics...For more info, see Career Summary Section (eighth bullet point).

### DEFENSE

- ◆ One of five Major Leaguers to post a 1.000 fielding percentage (min. 108 G)...Last error came April 6, 2017 (250 consecutive games) and has made just one error in last 336 tilts (spans to June 28, 2016).
- ◆ Per Fangraphs.com, eight defensive runs saved led American League center fielders while his 4.0 UZR was second...The eight DRS ranked fifth in franchise history by a center fielder (Trout owns record with 21 DRS in 2012).

## MOST 100 RUN SEASONS BEFORE AGE-27 CAMPAIGN

Player	Seasons	Years
Alex Rodriguez	7	1996-2002
Mike Trout	6	2012-16 & 2018
Albert Pujols	6	2001-06
Hank Aaron	6	1955-60
Mickey Mantle	6	1953-58
Mel Ott	6	1929-35
Bill Dahlen	6	1891-96

## WALK'N CLINIC

Trout is just 13th player to lead the American League in walks in three different seasons and first since Jason Giambi ('00, '01, '03 & '05).





## CAREER SUMMARY

- ◆ Two-time A.L. MVP (2016 & 2014), seven-time All-Star and 2012 A.L. Rookie of the Year owns a .307 average (1187/4673) with 224 doubles, 44 triples, 240 home runs, 648 RBI and 189 stolen bases in 1,065 career games.
- ◆ Received second American League MVP honors in 2016 to become the franchise's first multiple MVP winner...Is just the 27th player to win multiple BBWAA MVP awards and at 25 years and 56 days old at the end of the 2016 season, became the third youngest player ever to win the award multiple times, behind only Detroit's Hal Newhouser (24 years, 133 days) and Cincinnati's Johnny Bench (24 years, 302 days).
- ◆ Named unanimous winner of the 2014 American League Most Valuable Player Award...Third Halo to win the award along with Vladimir Guerrero (2004) and Don Baylor (1979).
- ◆ Has finished second in A.L. MVP race in 2012, 2013, 2015 and 2018...From 2012-2016, became just the second player all-time to finish in the Top 2 of the MVP race in five consecutive seasons, joining Barry Bonds...Is one of four players to finish second in the MVP vote at least four times during their careers: Stan Musial (4 times), Ted Williams (4), Albert Pujols (4)...According to ELIAS, is one of three players to finish in the Top 3 of the MVP voting six times in a seven-year span, joining Yogi Berra and Albert Pujols.
- ◆ Unanimous winner of the 2012 American League Rookie of Year...Became first player in Major League history to steal 45 bases, score 125 runs and hit 30 home runs in a single season.
- ◆ Named Angels team MVP each of the last seven seasons... Is the first Halo to win the award in seven times at any point in career.
- ◆ Tabbed as a Louisville Silver Slugger in 2012, 2013, 2014, 2015, 2016 and 2018...Is the first Angel to win the award more than four times...Was first player in American League history to win the award in each of his first six full big league seasons and just the second major leaguer to accomplish the feat (Mike Piazza, won award in each of first 10 full seasons)...Is tied with Alex Rodriguez as the youngest players in big league history to win the award six times.
- ◆ Named Baseball America's Player of the Year for the fourth time in 2018 (also 2016, 2013, 2012)...First MLB player to be named four times by the publication.

## HOME RUNS

- ◆ 240 career home runs, are good for fourth all-time thru a player's age-26 season...
- ◆ 201 career home runs rank fourth in franchise history.

## RBI

- ◆ Drove in 600th career RBI Apr. 11, 2017...Is the 16th player all-time to tally 600 RBI and 700 runs before their age-27 season and just the seventh in A.L. history, joining Alex Rodriguez, Al Kaline, Mickey Mantle, Jimmie Foxx, Joe DiMaggio and Ty Cobb.
- ◆ Drove in 500th career RBI Apr. 11, 2017...Was the 13th player in franchise history to reach the mark.

## RUNS

- ◆ Led A.L. in runs scored in 2012 (129), 2013 (109), 2014 (115) and 2016 (123), , and...Just the 11th player (12th occurrence) to ever lead the A.L. in runs scored in three straight seasons and the first since Mickey Mantle from 1956-58.
- ◆ His 793 career runs rank ninth all-time by a player before their age-27 campaign: Mel Ott (912), Mickey Mantle (890), Alex Rodriguez (885), George Davis (863), Jimmie Foxx (857), John McGraw (840), Ty Cobb (808) and Joe Kelley (801).
- ◆ Scored at least 100 runs six of the last seven seasons (only player in franchise history with more than two such seasons)...One of three players ever with six campaigns of 100 R & 25 HR by their age-27 season.

## REELING THEM IN

A glance at some of Trout's notable awards...

2x A.L. Most Valuable Player

2012 A.L. Rookie of the Year

7x All-Star

2x All-Star Game MVP

7x Angels Team MVP

6x Louisville Silver Slugger Award

## FISH FACT

Mike Trout is the first player ever voted as the unanimous winner of both the A.L. Rookie of the Year and A.L. MVP awards.

## THREE OF A KIND

Seven years of 25+ HR through their age 26-year-old season

Player	Seasons	Team
Eddie Mathews	1952-58	BOS/MIL Braves
Frank Robinson	1956-62	CIN Reds
Mike Trout	2012-18	LA Angels

## MICHAEL, THE ARCHANGEL

Trout's franchise history rankings

Category	Total	Place
Runs	793	5th
Hits	1,187	8th
Doubles	224	6th
Triples	44	3rd
Home runs	240	3rd
RBI	648	5th
Walks	693	3rd
Stolen Bases	189	2nd
Games	1,065	11th

TROUT





# 2019 ANGELS

- ◆ Played in 500th career game Apr. 13, 2015...Since 1960, his 378 runs scored rank fifth by a major leaguer in their first 500 career games, trailing Hanley Ramirez (392), Albert Pujols (389), Bobby Bonds (388) and Kenny Lofton (380)...Joined Joe DiMaggio (467 R/120 HR), Ted Williams (458 R/108 HR), Chuck Klein (439 R/125 HR) and Albert Pujols (389 R/121 HR) as the only players since 1914 to score 375 runs and hit at least 95 home runs in their first 500 career games.

## FISH WRAP

After winning his second MVP award in 2016, Trout became the third youngest player all-time to win multiple MVP awards behind only Hal Newhouser and Johnny Bench. - STATS

## STOLEN BASES

- ◆ Enters season 11 steals shy of 200 for career...Can become the second player in franchise history (Chone Figgins, 280 SB) to reach the 200-steal mark...Would become the first player in baseball history to tally 200 steals and 200 stolen bases in their age-27 season or younger.
- ◆ Stole 150th career base May 14, 2017.
- ◆ Led the A.L. in stolen bases in 2012 (49), in walks in 2013 (110), 2016 (116) and 2018 (122), and RBI in 2014 (111)...First player to have led his league in all three of those categories at any point during career.
- ◆ One of just three A.L. players with 75+ stolen bases before turning 22 (Rickey Henderson and Ty Cobb).

## SPEED AND POWER

- ◆ According to STATS, at 25 years, 280 days (May 14, 2017), was the youngest player ever to amass 150 home runs and 150 stolen bases in a career, surpassing Alex Rodriguez's previous mark of 26 years, 54 days...Is just the second player in history to tally 200 home runs and 150 stolen bases before their age-26 season: Alex Rodriguez.
- ◆ Is the only player ever to amass three years of 25 HR/30 SB (2012-13 & 2016) prior to their age-25 season...The three 25 HR/30 SB seasons are tied for the most all-time by a center fielder: Willie Mays, Eric Davis and Carlos Beltran.
- ◆ Hit his 100th and 101st home runs of career on Apr. 17, 2015... At 23 years and 253 days old, became youngest player ever to reach the 100 HR/100 SB plateau (previously Alex Rodriguez at 23 years 309 days)...Joins Darin Erstad as only Angels to accomplish feat.
- ◆ According to STATS, is the second player in Major League history to reach 25+ home runs, 5+ triples and 10+ stolen bases in five consecutive seasons (2012-16), joining Willie Mays (6 straight, 1955-60).
- ◆ Is the youngest player in MLB history to post back-to-back 20 HR/30 SB campaigns (2012-13)...Fastest player to reach 50 HR/50 SB mark in American League history (266 games).
- ◆ Hit 75th home run of career June 14, 2014...According to ELIAS, he became the first player ever with at least 300 runs, 75 home runs and 75 steals in his first 400 games.

## 150 SB/600 RBI/700 R PRIOR TO AGE-27 SEASON

Player	SB/RBI/R	Teams
Mike Trout	189/648/793	LAA
Alex Rodriguez	160/872/885	SEA/TEX
Vada Pinson	160/624/758	CIN
Ty Cobb	453/758/808	DET
Joe Kelley	298/684/801	BSN/PIT/BLN
George Davis	340/791/863	CLE/NYG

## ALL-STAR GAME

- ◆ 2018 marked seventh career All-Star Game and was tabbed as a starter for the sixth consecutive season... Is just the seventh American Leaguer to start at least five All-Star games before turning 27, joining Joe DiMaggio (6), Mickey Mantle (6), Ivan Rodriguez (6), Rod Carew (5), Ken Griffey Jr. (5) and Al Kaline (5)...Wasn't able to start 2017 ASG due to injury.
- ◆ Set franchise record for most All-Star Game selections and joined Rod Carew (1979-84) as the only Halos to be selected as a starter in six consecutive Midsummer Classics.
- ◆ Is 7-for-15 (.467) in six career All-Star Games with two doubles, one triple, two home runs, four RBI and three walks...With 2018 homer, joined Willie Mays and Joe Morgan as the only players with a hit in each of their first six All-Star Games...Is one of three American League players to have hit multiple All-Star Game home runs before turning 27, joining Al Kaline and Mickey Mantle...Is one of four A.L. players to have at least five career extra-base hits in the All-Star Game joining Ted Williams (7), Dave Winfield (5) and Cal Ripken Jr. (5).

## TROUT AND TED

After pacing the A.L. in walks and runs scored in both 2013 and 2016, Trout became the first player since Ted Williams to lead his league in both categories multiple times.

## MISC.

- ◆ Owns three 10+ WAR campaigns, the most by a player in their first seven full seasons in baseball history.
- ◆ Logged 1,000th career hit Aug. 7, 2017...Became the 10th American League player ever with 1,000 hits prior to their age-26 season: Ty Cobb, Al Kaline, Alex Rodriguez, Robin Yount, Jimmie Foxx, Buddy Lewis, Mickey Mantle, Ken Griffey Jr. and Stuffy McInnis.
- ◆ On May 21, 2013, became youngest player in A.L. history to hit for the cycle...Also was sixth Angel (7th occurrence) to turn the trick and first since Chone Figgins, Sept. 16, 2006.

## DECLARATION OF WAR

Trout's career 64.3 WAR is the highest by any player before their age-27 season. The Halo center fielder already has a higher career WAR than Hall of Famers Dave Winfield (64.2), Harmon Killebrew (60.4), Mike Piazza (59.6), Vlad Guerrero (59.4), and Willie Stargell (57.5), among others.

TROUT





- ◆ He and Willie Mays (1957-58) are only players in MLB history with two seasons of a .320 average, 25 homers and 30 steals at any point in their career.

## MAJOR LEAGUE SUMMARY

### 2017

- ◆ Completed seventh big league season (sixth full) with the **Angels** and finished in the Top 10 for the American League in several offensive categories including, average (.306, 6th), on-base percentage (.442, 1st), slugging (.629, 1st), walks (94, 3rd) and intentional walks (15, 1st).
- ◆ Finished fourth in the American League Most Valuable Player voting with 197 points, 208 behind winner Jose Altuve...Marks first season finishing outside the Top 2 of the MVP race.
- ◆ Missed 39 games after suffering left thumb ligament injury...Marked first career trip to the D.L...Sustained injury May 28 in Miami sliding into second base... Underwent surgery May 31 to repair torn ulnar collateral ligament and dorsal capsule...At the time of the injury, ranked second in the A.L. in average, third in runs, second in home runs, fourth in RBI, first in walks, first in slugging, first in on-base percentage and first in extra-base hits.
- ◆ Tabbed as an A.L. All-Star for the sixth straight season...Named a starter for the fifth straight campaign...For more info, see Career Summary Section (eighth bullet point).
- ◆ Per MLB, was the 10th most popular player jersey according to sales on MLBShop.com.

### JERSEY BOYS

Trout is one of three players born in the state of New Jersey to win the MVP Award

Player	Year	Club
Joe Medwick	1937	St. Louis Cardinals
Don Newcombe*	1956	Brooklyn Dodgers
<b>Mike Trout</b>	<b>'14 &amp; '16</b>	<b>Los Angeles Angels</b>

\* Won MVP and Cy Young

### HOME RUNS

- ◆ Hit 200th career home run Sept. 29...Only eighth player in Major League history with 200 home runs before age-26 season: Alex Rodriguez (241), Eddie Mathews (222), Jimmie Foxx (222), Mel Ott (211), Mickey Mantle (207), Frank Robinson (202) and Albert Pujols (201).
- ◆ Joined Alex Rodriguez, Jimmie Foxx, Jose Canseco and Joe DiMaggio as the only players in American League history to hit 30 home runs four-or-more times before their age-26 season.
- ◆ On Apr. 25, homered for the 174th time, passing Vladimir Guerrero for sole possession of fifth in franchise history.
- ◆ Homered on Opening Day for the third time in career and the third time in his last four Opening Day games...Joined Tim Salmon as the only Angels in franchise history to homer in three different Opening Day games.

### RBI

- ◆ Drove in 72 RBI in 114 games...Is the sixth player in franchise history to drive in 70 runs while playing 115 games or less and first since Garret Anderson in 2007 (70 RBI in 108 G).
- ◆ Tallied 500th career RBI Apr. 11...Became just the 13th player all-time to tally 500 RBI and 600 runs before their age-26 season and just the sixth in A.L. history, joining Alex Rodriguez, Mickey Mantle, Jimmie Foxx, Joe DiMaggio and Ty Cobb.

### RUNS

- ◆ Despite DL stint, scored a team-leading 92 runs, which were tied for 16th in the American League...Was the first A.L. player to score 90+ runs in 115 games or less in non-strike shortened season since Billy Goodman (91 R in 110 G) in 1950.

### STOLEN BASES

- ◆ Stole 20+ bases for the fourth time in six Major League seasons...One of two players all-time to log four seasons of 25 home run and 20 stolen bases prior to their age-26 campaign: Darryl Strawberry.

### WALKS

- ◆ Led the Junior Circuit with 15 intentional walks and ranked third with 94 base on balls.
- ◆ Became the first player since Ferris Fain and Ted Williams in 1955 to walk 90+ times in 115 games or less in non-strike shortened season and just the fifth ever to accomplish the feat.

### 2016

- ◆ Named the American League's Most Valuable Player as voted on by the Baseball Writers Association of America (BBWAA) after leading the Majors in runs (123), walks (116) and OBP (.441) and ranking in the Top-10 in several of the A.L.'s offensive categories including average (5th), triples (T10), steals (T2nd) and slugging (.550; 4th).
- ◆ Received his second MVP honors (unanimous winner in 2014) after garnering 19 first place votes, eight second place votes and one third place vote, for a total of 356 points, 45 points ahead of second place finisher Mookie Betts of the Boston Red Sox (311 points)...For more MVP info, please see Career Summary section.
- ◆ Won fifth consecutive Louisville Silver Slugger Award...For more info, see Career Summary section.

### RUN WILD

Trout is just the fourth player in MLB history to lead either league in runs four times (2016 & 2012-14) in a five year-span, joining Babe Ruth, George Burns and Mickey Mantle.

TROUT





- ◆ Became the first player to lead the A.L. in walks and runs since Trout did so in 2013 (prior to Trout, the last player to lead the A.L. in both categories was Frank Thomas in 1994).
- ◆ Was the only player in the Majors to bat .315 with 100 RBI, 100 R and 100 BB and the first American Leaguer to do so since Miguel Cabrera in 2011...Became the first to boast those numbers in a season before their age-25 campaign since Alex Rodriguez in 2000.
- ◆ Finished the season as one of two American Leaguers to post a .300/.400/.500 slash line (David Ortiz).
- ◆ Joined Ty Cobb (1915) as the only players ever to hit .315, walk 115 times, score 120 runs and steal 30 bases.
- ◆ According to STATS, this year became the second youngest player with 25 HR, 25 SB and 100 BB in a season...Youngest was Trout in 2013.
- ◆ Became the 12th player in American League history to log a 100 R/100 BB/ 100 RBI season prior to their age-25 campaign: Ted Williams (2 times), Troy Glaus (2), Frank Thomas (2), Mickey Mantle (2), Jimmie Foxx (2), Lou Gehrig (2), Alex Rodriguez (1), John Olerud (1), Reggie Jackson (1), Charlie Keller (1) and Babe Ruth (1).

## HOME RUNS

- ◆ Reached the 25 home run mark for the fifth straight season, joining Vladimir Guerrero as only Angels to do so.
- ◆ Tallied 15 home runs in the first half of the season for the fourth consecutive year...Is one of six players all time with four seasons of 15+ homers before the Midsummer Classic before age-25-season or younger: Miguel Cabrera (2004-07), Albert Pujols (2001-04), Alex Rodriguez (1996-00), Orlando Cepeda (1958-62) and Jimmie Foxx (1929-32).

## RBI

- ◆ Logged 100th RBI in final at-bat of the season...Eclipsed the 100 RBI mark for the second time in career (111 in 2014).

## RUNS

- ◆ Paced the Majors with 123 runs scored...Marked second time in career leading the Majors in runs scored (129 R in 2012) and the fourth time leading the A.L. (2012-14).
- ◆ The 123 runs were the third most ever scored by an Angel in a single season, trailing only Trout's franchise record 129 runs in 2012 and Vladimir Guerrero's 124 runs in 2004.
- ◆ Scored at least 50 runs before the All-Star break for the fifth consecutive season...Joins Alex Rodriguez as the only players to ever accomplish the feat prior to their age-25 season.

## WALKS

- ◆ Led the Majors in walks...The 116 walks set a new franchise record, surpassing Tony Phillips' previous mark of 113 in 1995.
- ◆ With 110 walks in 2013, is the 10th player in American League history to record two, 100 walk seasons prior to their age-25 campaign: Rickey Henderson (3 times), Mickey Mantle (3), Ted Williams (3), Troy Glaus (2, with Angels), Frank Thomas (2), Eddie Yost (2), Charlie Keller (2), Jimmie Foxx (2) and Lou Gehrig (2).

## SABERMETRICS

- ◆ Posted a Major League leading 10.6 Wins Above Replacement (WAR), the second highest mark of career (10.8 in 2012).
- ◆ Led the American League for the fifth consecutive year, becoming the first player to lead his league WAR for five straight seasons since Babe Ruth.
- ◆ According to *Baseball Reference*, led the league in runs created (148) for the fourth consecutive season...Finished the year leading Jose Altuve (2nd in A.L.) by 13 RC, the largest differential between first and second in A.L. since 2006.

## 2015

- ◆ Finished in the Top 10 of several of the American League's offensive categories including average (9th), runs (3rd), home runs (T3rd), walks (92, 3rd), OBP (2nd) and slugging (1st)...One of two Angels to ever lead the league in slugging percentage, joining Bobby Grich in 1981 (.543).
- ◆ Finished second in the A.L. MVP race...Garnered 304 points (seven first place votes), 81 points behind Toronto's Josh Donaldson...Marked fourth consecutive season finishing in the Top 2 of the A.L. MVP race...Joined Yogi Berra as the only players to accomplish the feat...Is one of five players to finish second in the MVP vote at least three times during their careers: Stan Musial (4 times), Ted Williams (4), Albert Pujols (4) and Mickey Mantle (3).

### MOST HOME RUNS IN A SEASON IN FRANCHISE HISTORY

Player	Year	HR
Troy Glaus	2000	47
Mike Trout	2015	41
Troy Glaus	2001	41
Albert Pujols	2015	40
Mike Trout	2018	39
Vladimir Guerrero	2004	39
Reggie Jackson	1989	39

## HOME RUNS

- ◆ One of 11 American Leaguers to hit 40 home runs in a season prior to their age 24-year-old campaign and first since Troy Glaus did so for the Angels in 2000 (47 HR).
- ◆ Hit 26 home runs prior to the All-Star Break, tying the franchise record...One of six A.L. players with 25 homers before the All-Star break in their age 23-year-old season or younger...2015 marks second season with at least 20 home runs prior to Midsummer Classic, joining Albert Pujols (2001-03), Jose Canseco (1986 and 1988) and Eddie Mathews (1955 & 1953) as the only players to accomplish the feat prior to their age-24-year-old season.

TROUT





- ◆ He and Albert Pujols were just the fourth pair of teammates to log 25 home runs before the All-Star break and first since Ken Griffey Jr. and Alex Rodriguez did so for the Mariners in 1998.
- ◆ For second straight season, homered in first at-bat of the season (both came vs. Felix Hernandez).

## ALL-STAR GAME

- ◆ Tabbed an All-Star for the fourth time in his career (fourth full season)...Went 1-for-3 with a home run, a walk and two runs scored en route to capturing second career All-Star Game MVP award (also, 2014)...Was the first player ever to win the award in consecutive seasons and just the fourth to be named the Midsummer Classic MVP multiple times in their career.
- ◆ Hit sixth leadoff home run in All-Star Game history and first since Bo Jackson in 1989 at Anaheim Stadium...With a single in 2012, a double in 2013, a triple in 2014 and a homer in 2015 (all in his first at-bat of the game), joined Lou Whitaker, George Brett and Ted Williams as the only players to tally an All-Star Game cycle during their career.

ALL-STAR REGISTRY	
2-time All-Star Game MVP's	
Player	Years
Willie Mays	1963 & 1968
Steve Garvey	1974 & 1978
Gary Carter	1981 & 1984
Cal Ripken Jr.	1991 & 2001
Mike Trout	2014 & 2015

## FIELDING

- ◆ Played flawless defense in 156 games in center field (1362.2 innings)...Was the first Angels center fielder to play at least 150 games in a single season without committing an error and just the second Halo outfielder to do so (Brian Downing in 1982)...Was the first American League center fielder to accomplish the feat since Curtis Granderson in 2012 and just the fourth (fifth occurrence) to do so since 2000.

## MISC

- ◆ One of seven players all time to score 100 runs, tally 40 home runs and steal 10 bases in an age-23-year-old season or younger: Troy Glaus in 2000, Alex Rodriguez in 1999 and 1998, Ken Griffey Jr. in 1993, Jose Canseco in 1988, Reggie Jackson in 1969 and Orlando Cepeda in 1961.
- ◆ Named the American League Player of the Month for July...His 12 homers led the Majors while the 24 RBI were tied for first...12 home runs marked the most hit in a single month in his career and tied a franchise record for home runs in the month of July.

## 2014

- ◆ Named unanimous winner of American League Most Valuable Player Award as voted on by the Baseball Writers Association of America (BBWAA) after batting .287 (173/602) with 39 doubles, nine triples, 36 home runs, 111 RBI, 83 walks, 16 stolen bases and 115 runs scored with **Angels**...Third Halo to win the award, joining Vladimir Guerrero (2004) and Don Baylor (1979).
- ◆ Tallied a total of 420 points (all 30 first place votes) and finished 191 votes ahead of second place finisher Victor Martinez... Just 17th unanimous winner (18th occurrence) in MVP voting process (10th in A.L. history) and youngest ever to accomplish the feat.
- ◆ Set career-highs in home runs and RBI while matching a career best in doubles and triples.
- ◆ Ranked in Top 10 in several A.L. offensive categories including, runs (115, 1st), RBI (111, 1st), extra-base hits (84, 1st), triples (9, 3rd), slugging percentage (.561, 3rd), walks (83, 4th), home runs (36, 74th), doubles (39, 6th), OBP (.377, 7th).
- ◆ Just fourth player since 1901 with 115 runs scored, 35 doubles, five triples and 35 home runs in their age-22-year-old season or younger: Alex Rodriguez in 1998, Joe DiMaggio in 1937 and Hal Trosky in 1934.

## AWARDS

- ◆ Named to third consecutive All-Star game, fourth A.L. outfielder with three All-Star selections before turning 23, joining Mickey Mantle, Al Kaline and Ken Griffey Jr...Named as Ted Williams Most Valuable Player of Midsummer Classic after 2-for-3 with a double, triple, two RBI and a run scored...Joined Ken Griffey Jr. in 1992 and Ted Williams in 1941 to have multiple extra-base hits in an All-Star Game before turning 23...At 22 years, 342 days old, is second-youngest player to win award, behind only Ken Griffey, Jr. (1992) at 22 years, 236 days...Fourth Angel to win award, joining Leon Wagner (1962), Fred Lynn (1983) and Garret Anderson (2003).
- ◆ Won third consecutive Louisville Silver Slugger Award (for more info, see career summary section).

SO GOOD, SO YOUNG			
Youngest MVP's in baseball history			
Player	Year	Club	Age
Vida Blue	1971	OAK	22 yrs., 64 days
Johnny Bench	1970	CIN	22 yrs., 298 days
Stan Musial	1943	STL	22 yrs., 316 days
Cal Ripken Jr.	1983	BAL	23 yrs., 39 days
Mike Trout	2014	LAA	23 yrs., 52 days

ALL-STAR AND LEAGUE MVP'S IN SAME SEASON		
Player	Seasons	Club
Maury Wills	1962	Los Angeles Dodgers
Willie McCovey	1969	San Francisco Giants
Steve Garvey	1974	Los Angeles Dodgers
Roger Clemens	1986	Boston Red Sox
Cal Ripken Jr.	1991	Baltimore Orioles
Mike Trout	2014	Los Angeles Angels

TROUT





- ◆ Finished first half of season batting .310 (107/345) with 26 doubles, five triples, 22 home runs, 73 RBI and 65 runs scored...Since 1914, is one of five players to log 25 doubles, 20 home runs and 5 triples before All-Star break: Duke Snider in 1954, Chuck Klein in 1932, Chick Hafey in 1929 and Lou Gehrig in 1927.

## HOME RUNS

- ◆ One of eight players (ninth occurrence) in A.L. history to log a 35-homer campaign prior to their age-23 season: Alex Rodriguez (1996 and 1998), Juan Gonzalez (1992), Boog Powell (1964), Ted Williams (1941), Joe DiMaggio (1937), Hal Trosky (1934) and Jimmie Foxx (1930).
- ◆ First Angel with 35-or-more home runs since Vlad Guerrero in 2004.
- ◆ Hit game-tying grand slam in bottom of 8th June 6 off Chris Sale...Marked second career grand slam...Was the second grand slam in club history to tie a game in the 8th inning or later (also, Mark Ryal, Sept. 10, 1987 vs. TEX).
- ◆ Homered in first at-bat of the season...Was 49th home run hit by a Halo on Opening Day...Home run also marked 400th career hit.

## RBI

- ◆ Led American League with 111 RBI and established a new career-high (97 RBI in 2013)...Just second Halo to lead league in runs batted in: Don Baylor, 139 in 1979.
- ◆ First Angel with at least 110 RBI since Vlad Guerrero in 2007 (125)...Is one of three Angel center fielders with 100 RBI seasons: Garret Anderson in 2000 (117 RBI) and Jim Edmonds in 1995 (107).

## BATTING SECOND

- ◆ Is one of five players all-time with 35 HR and 105 RBI batting 2nd: Eddie Matthews – 46, 114 in 1959; Alex Rodriguez – 38, 114 in 1998; Jay Bell – 38, 111 in 1999 and Aaron Hill – 36, 108 in 2009.
- ◆ One of nine players all-time to drive in 100 runs from the No. 2 slot in the order and first since Aaron Hill's 108 in 2009.

## 2013

- ◆ Ranked in the A.L. top 10 in several offensive categories including: average (.323, 3rd), hits (190, T4th), runs (109, 1st), doubles (39, T7th), triples (9, 2nd), RBI (97, 9th), walks (110, 1st), slugging (.557, 4th), OBP (.432, 2nd) and stolen bases (33, 8th)...First Major Leaguer to lead league in walks and runs scored since Jeff Bagwell in 1999 with Houston and first A.L. player to do so since Frank Thomas in 1994.
- ◆ Also first player in A.L. history with 25 home runs, 30 stolen bases and 100 walks in a single season.
- ◆ Joined Ty Cobb (1915) and Lenny Dykstra (1993) as only players since 1900 to tally 190 hits, 100 walks and 30 stolen bases in a season.
- ◆ Set a new franchise record by reaching base safely 309 times...Also broke Rickey Henderson's mark (301) for times on base by a player in his age-21 or younger season.
- ◆ Became second-youngest player with 25 home runs and 30 stolen bases in a season...Only other player younger was Trout in 2012.

## WALKS

- ◆ Led A.L. in walks with 110...Third-youngest player (22 yrs. 53 days) to lead a league in free passes since 1900: Donie Bush, 1901, 21 yrs., 360 days led the A.L. and Joe Morgan, 1965, 22 yrs., 14 days led the N.L.
- ◆ According to STATS, was the fourth-youngest A.L. player to draw 100 walks trailing only Ted Williams (21 yrs. 23 days in 1939), Rickey Henderson (21 yrs. 259 days in 1980) and Jimmie Foxx (21 years, 341 days in 1929).
- ◆ Joined John McGraw, Jimmie Foxx, Mel Ott, Ted Williams and Rickey Henderson as the only players to collect at least 100 walks in their age-21 or younger season.

## RUNS

- ◆ Led the American League in runs scored (109) for the second straight season...Was the first player to lead either league in runs in consecutive campaigns since Albert Pujols in 2009 and 2010 and the first Angel ever to accomplish the feat.

## LOOK-A-LIKES

Players with 350 H, 200 R and 175 BB before their age-22 season

Player	Years	Hits / Runs / Walks
Jimmie Foxx	1925-1929	372 / 241 / 178
Mel Ott	1926-1930	570 / 359 / 203
Ted Williams	1939-1940	378 / 265 / 203
Mickey Mantle	1951-1953	398 / 260 / 197
Al Kaline	1953-1956	540 / 268 / 175
Ken Griffey Jr.	1989-1991	478 / 228 / 178
<b>Mike Trout</b>	<b>2011-2013</b>	<b>399 / 258 / 186</b>

## TROUTSTANDING

Youngest players to hit for cycle in A.L. history

Player	Age	Season	Team
<b>Mike Trout</b>	<b>21 yrs. 288 days</b>	<b>2013</b>	<b>Angels</b>
Alex Rodriguez	21 yrs. 313 days	1997	Mariners
Jim Fregosi	22 yrs. 115 days	1964	Angels





## MISC

- ◆ For the second straight season, led the Majors in WAR (Wins Above Replacement)...By Fangraphs WAR, his 10.4 WAR in 2013 and his 10.0 WAR in 2012 make him the eighth player in MLB history to post 10 WAR in back-to-back seasons, joining Ty Cobb, Babe Ruth, Rogers Hornsby, Ted Williams, Mickey Mantle, Willie Mays and Barry Bonds.
- ◆ Finished the first half batting .322 (119/370) with 65 runs scored, 29 doubles, eight triples, 15 HR and 59 RBI... Joined Lou Gehrig (1927), Chuck Klein (1932) and Duke Snider (1954) as the only Major Leaguers since 1916 to have at least 25 doubles, five triples, 15 home runs and 115 hits before the All-Star break.
- ◆ Played 300th career game Aug. 17...Joined Ted Williams and Wade Boggs as the only players since 1935 with at least 360 hits and 150 walks in their first 300 games... Also joined Joe DiMaggio, Ernie Banks, Willie Mays and Nomar Garciaparra as the only Major Leaguers to log 15 triples and 55 home runs in their first 300 tilts.
- ◆ For the second straight season, named by *Baseball America* as the Major League Player of the Year.

### TROUT'S CLOUT

Age 20 season batting .320+ with 30 home runs

Player	Season	Average / Home Runs
Mel Ott	1929	.328 / 42 HR
Ted Williams	1939	.327 / 31 HR
Alex Rodriguez	1996	.358 / 36 HR
Mike Trout	2012	.326 / 30 HR

## 2012

- ◆ In voting by BBWAA, named unanimous winner of American League Rookie of Year, becoming just second Angel to win award (Tim Salmon in 1993)...Received all 28 first place votes, making him 18th unanimous selection in history of award and just eighth in A.L. history.
- ◆ Finished 2nd in voting for A.L. Most Valuable Player Award...Received six first-place votes and 281 total points... Highest finish by a rookie in MVP race since Ichiro Suzuki won award in 2001.
- ◆ Finished year in A.L.'s top five in several offensive categories including average (2nd), runs scored (1st, led Majors), steals (1st, led Majors), slugging (.564, 3rd) and on-base percentage (.399, 3rd)...Became first player to hit above .320 with 30 HR and 125 runs scored since Albert Pujols in 2005 and first A.L. player to do so since Manny Ramirez in 1999 (w/ CLE).
- ◆ Became first player in Major League history to steal 45 bases, score 125 runs and hit 30 home runs in a single season...Also is only Major League player to ever hit .320 or above with 30 homers and 45 steals in single campaign... Fell one stolen base shy of joining Barry Bonds and Eric Davis as only players to post a 30 HR/50 SB season.
- ◆ First rookie in M.L. history to record a 30 HR/40 SB season...One of six rookies to hit .320 or above with 30 or more home runs: Hal Trosky - .330, 35 HR in 1934, Ted Williams - .327, 31 HR in 1939, Walt Dropo .322, 34 HR in 1950, Tony Oliva - .323, 32 HR in 1964 and Albert Pujols - .329, 37 HR in 2001.
- ◆ Missed first 20 games of Major League season after starting year with Triple-A **Salt Lake**...Recalled Apr. 28 after batting .403 (31/77) with four doubles, five triples, a home run and 13 RBI in 20 games with Bees.

### FISH TALE

Prior to Trout's call-up on Apr. 28, the Angels posted a 6-14 record, tied for the 28th-best record in baseball, and were averaging 3.7 runs per game...From Apr. 28 on, the club went 83-59, the second-best record in the A.L. (0.5 GB) and averaged 4.9 runs per game.

TROUT



## HOME RUNS

- ◆ His 30 HR from leadoff spot are a new Angels franchise record...Since the start of 1974 season, his 30 home runs were tied with Nomar Garciaparra (30 HR in 1997) for most by a rookie leadoff hitter.
- ◆ With 30th home run (Sept. 30), joined Bobby Bonds (1977) as the only Angels to ever record a 30 HR/40 SB season...Was youngest player to ever reach 30 HR and 30 SBs in a season (age 21).

### RUN, ROOKIE!

Most runs scored by an A.L. rookie

Player	Runs	Games	Year
1. Joe DiMaggio	132	138	1936
2. Ted Williams	131	149	1939
3. Mike Trout	129	136	2012

## RUNS

- ◆ Led Majors with 129 runs...Became youngest player ever to lead A.L. in runs (21 years, 57 days).
- ◆ With his 125th run scored Sept. 28, set a new Angels single-season record, passing Vladimir Guerrero's mark of 124 runs in 2004.
- ◆ Had a streak of 15 consecutive games with a run scored from July 5-23...Tied longest such streak by a MLB rookie, set by Roy Hartsfield with Boston Braves in 1950 – ELIAS.

## STOLEN BASES

- ◆ With his 49 stolen bases, became first Halo to lead Majors in steals since Chone Figgins' 62 in 2005...On Aug. 23, became youngest player to steal at least 40 bases in a season since Ty Cobb in 1907.





- ◆ Successful in 49 of 54 stolen base attempts (90.7%)...90.7% success rate is tops in franchise history (min. 50 attempts).

## DEFENSE

- ◆ Posted .988 fielding percentage in outfield, including a .993 showing in center...Robbed approximately four home runs in 2012, becoming one of four players since 2004 to have four robberies in a season: Nook Logan (2005 Tigers), Gary Matthews Jr. (2006 Rangers) and Adam Jones (2009 Orioles)...According to FanGraphs, saved 22 runs on defense which ranked fifth in Majors.

## PRE-ALL-STAR BREAK

- ◆ Hit .341 (88/258) with 15 doubles, 12 home runs, 40 RBI and 26 stolen bases in 64 games before All-Star break... Finished first half of season leading A.L. in average...According to ELIAS, was the first A.L. rookie to lead league in average at the break since Jim Gentile in 1960 (.328).
- ◆ Became first player in franchise history to steal 25 bags and hit 10 home runs before break.

## MISC

- ◆ According to Baseball-Reference.com, his 10.7 Wins Above Replacement (WAR) was best for any player since Barry Bonds' back-to-back seasons of 11.6 (2001-03)...Only three players 25 or younger posted a better WAR: Babe Ruth - 11.6 in 1920 (age 25), Lou Gehrig - 11.5 in 1927 (age 24), Mickey Mantle - 11.1 in 1957 and 11 in 1956 (age 24 and 25)...The last center fielder to post a WAR 10.5 or higher was Willie Mays with 10.9 in 1965.
- ◆ Hit .353 with 18 HR and 31 stolen bases by the end of July, joining Rickey Henderson (.352, 16 HR, 47 SB in 1985) as only two players in Major League history to hit .350 or above with 15+ HR and 30 or more SB before Aug. 1.
- ◆ Set A.L. record for July home runs by a rookie (10).
- ◆ After his first 81 games of season (on July 31), had scored 80 runs and driven in 55 RBI...The last rookie to do so was Joe DiMaggio (87, 83) in 1936 - ELIAS...Only one other player since 1920 has had as many hits (116), RBI (55) and SBs (31) in his first 81 games of a season as Trout has had through his first 81 - George Sisler in 1922 - ELIAS.

## AWARDS

- ◆ Honored by *Baseball America* as its 2012 Player of Year and Rookie of Year...Became first player to win both awards in same season, and first Angel to win either award.
- ◆ Voted by his teammates as Club's team MVP...Joins Bobby Knoop (1964), Tim Salmon (1993) and Mark Trumbo (2011) as only rookies ever to win award.
- ◆ Participated in his first career All-Star Game July 10, going 1-for-1 with a walk and a stolen base...Became youngest player to collect a hit in an All-Star Game since Al Kaline in 1955...Was seventh-youngest A.L. position player in history of the Midsummer Classic, including fifth-youngest A.L. All-Star outfielder - ELIAS.
- ◆ Named both A.L. Player of the Month and Rookie of the Month for July...First A.L. position player to win both awards in same month.
- ◆ Received American League Rookie of Month honors in May, June, July and August...Was first rookie to ever win award in four consecutive months and first to receive honors four times in a season since Ichiro Suzuki in 2001.
- ◆ Nominated for *Sports Illustrated's* Sportsman of the Year.

## PRIZED TROUT

### Notable awards for Trout in 2012...

A.L. Rookie of the Year	Angels Team MVP	A.L. All-Star
Louisville Silver Slugger	<i>Baseball America's</i> Player of the Year	<i>Baseball America's</i> Rookie of the Year
Oscar Charleston Award (A.L.)	A.L. Outstanding Rookie - Player's Choice Awards	<i>Sporting News's</i> A.L. Rookie of the Year
BBWAA's Angels Team MVP	MLBPAA overall Heart and Hustle Award recipient	Wilson's Defensive Player of the Year
A.L. Player of the Month for July	A.L. Rookie of the Month - May, June, July & Aug.	Co-A.L. Player of the Week (June 10)

## 2011

- ◆ Had contract selected by **Angels** July 8 and made MLB debut as starting center fielder (0/3) that evening...At age 19 years, 335 days, was youngest player to make big league debut for Angels since May 30, 1971, when Andy Hassler debuted at age 19 years, 224 days...Bunt single off M. Pineda in third inning July 9 vs. Seattle marked first Major League hit...RBI single in 6th July 15 at Oakland marked first career RBI...Hit first M.L. HR (3-run) July 24 at Baltimore in front of several family members and friends in attendance from New Jersey...Two weeks shy of his 20th birthday, became third teenager to homer for Angels, joining Ed Kirkpatrick and Aurelio Rodriguez.
- ◆ Hit two home runs Aug. 30 at Seattle (2/4, 3 R, 2 HR, 5 RBI)...At 20 years and 23 days old, became youngest Angel with two HR in a game (previously Tom Brunansky at 20 years, 234 days in 1981).
- ◆ Participated in the Arizona Fall League after season.



## POSTSEASON SUMMARY

- ◆ Made postseason debut in **2014** vs. Kansas City...Started all three games in center field...Went 1-for-12 (.083) with a home run, RBI and a run scored...Connected for solo home run in the first inning of Game 3...Gave the Angels their only lead of series...At 23 years, 59 days old, became youngest Angel to homer in the postseason, surpassing Dick Schofield's previous mark of 23 years, 323 days (homered in Game 3 of the ALCS vs. Baltimore).

### DIVISION SERIES TOTALS

Year	Club, Opp	AVG	G	AB	R	H	2B	3B	HR	RBI	SH	SF	HBP	BB	IBB	SO	SB	CS	GDP	SLG	OBP	E
2014—	LAA, KC	.083	3	12	1	1	0	0	1	1	0	0	0	3	0	2	0	1	0	.333	.267	0

## NOTABLE MINOR LEAGUE AWARDS AND HONORS

- ◆ **2011** *Baseball America's* 2011 Minor League Player of Year...*Sporting News* Minor League Player of the Year...*Topps* Double-A All-Star...Texas League Mid-Season and Post-season All-Star...MilB.com Organizational All-Star...Arizona League Rising Stars Game...*Baseball America* Minor League All-Star...MLB Futures Game Selection.
- ◆ **2010** Midwest League Most Valuable Player...Prospect of the Year of both the California and Midwest Leagues...Midwest League Mid-Season and Post-season All-Star...MilB.com Organizational All-Star...*Baseball America* Minor League All-Star...MLB Futures Game Selection...*Topps* Class-A All-Star...Selected to USA Baseball roster for the Pan American Games/World Cup Qualifying Tournament.
- ◆ **2009** Arizona League Post-Season All-Star.

## CAREER TRANSACTIONS

- ◆ June 9, 2009...Selected by the **Angels** in the 1st round (25th overall) of the First Year Player Draft.
- ◆ Mar. 28, 2014....Signed six-year extension with the **Angels**.

## PERSONAL/MISC

- ◆ Michael Nelson Trout...On Twitter: @MikeTrout
- ◆ Was the focal point in MLB Network Presents documentary series, *Mike Trout: Millville to MVP*, which debut in April 2017...In 2018, was the focus of an episode of ESPN's *E60*.
- ◆ Is an avid hunter in offseason...Also enjoys fishing, golfing, table tennis player (ping-pong) and weather forecasting.
- ◆ Activate participant in the Angels Baseball Foundation's monthly visits to the Children's Hospital of Orange County.
- ◆ Has appeared on the cover of several major publications including *Men's Health*, *Sports Illustrated* & *ESPN The Magazine*
- ◆ On July 24, 2015, the Club unveiled a life-size bobblehead of Trout to commemorate his MVP Award...The bobblehead currently sits on the Terrace Level near sections 221.
- ◆ In 2014, President Obama referred to Trout during a speech discussing the versatility of the farm bill..."It's like Mike Trout, for those of you who know baseball. It's somebody who's got a lot of tools and multitasks."
- ◆ During the 2014 season, Nike debuted the Nike Lunar Vapor Trout...Is just the second baseball player to have their own signature Nike shoe, joining Ken Griffey Jr....Company released the second edition in 2015, third in 2016, fourth in 2017 and fifth in 2018.
- ◆ Had scholarship to East Carolina University before being drafted by Angels...Switched from shortstop to outfield as a senior at Millville H.S. in New Jersey...Set the New Jersey high school record with 18 home runs as a senior...Tossed a no-hitter against Egg Harbor Township...At one point during career, tried to switch hit...Was an All-Conference basketball player and was the high school's quarterback and safety...In 2013, high school renamed their baseball field after him.
- ◆ Father Jeff played in Twins farm system after being drafted by Minnesota in the 5th round out of the University of Delaware...Prior to his retirement, Jeff Trout taught and coached football at Millville H.S.
- ◆ Originally signed by Angels scout Greg Morhardt...Morhardt played in minor leagues with Jeff Trout...Only player to appear at the MLB Network studios for 2009 draft.

TROUT

## MISCELLANEOUS STATS

### TWO-HR GAMES (14)

Sept. 8, 2018 at Chicago (A.L.)  
 June 11, 2018 at Seattle  
 Sept. 17, 2015 at Minnesota  
 July 10, 2015 at Seattle  
 June 17, 2014 at Cleveland

July 25, 2018 vs. Chicago (A.L.)  
 Sept. 29, 2017 vs. Seattle  
 July 26, 2015 vs. Texas  
 Apr. 17, 2015 at Houston  
 Aug. 30, 2011 at Seattle

June 12, 2018 at Seattle  
 Aug. 19, 2017 at Baltimore  
 July 8, 2015 at Colorado  
 Sept. 13, 2014 vs. Texas





## CAREER GRAND SLAMS (4)

Sept. 17, 2015 at Minnesota  
Apr. 20, 2013 vs. Detroit

July 26, 2015 vs. Texas

June 7, 2014 vs. Colorado

## CAREER LEADOFF HOME RUNS (5)

Sept. 28, 2012 at Texas  
Aug. 8, 2012 vs Boston

Sept. 9, 2012 vs Detroit  
Aug. 18, 2012 vs Tampa Bay

Sept. 8, 2012 vs Detroit

## CAREER WALK-OFF HITS / RBI (3)

July 17, 2015 vs. BOS (Solo HR; 9th)

July 4, 2014 vs. HOU (Solo HR; 9th)

May 15, 2014 vs. TB (3-run HR; 9th)

## ALL-STAR GAME RECORD

Year	Club, Site	AVG	G	AB	R	H	2B	3B	HR	RBI	SH	SF	HBP	BB	IBB	SO	SB	CS	GDP	SLG	OBP	E	
2012	—A.L., KC	1.000	1	1	0	1	0	0	0	0	0	0	0	1	0	0	1	0	0	1.000	1.000	0	
2013	—A.L., NYM	.333	1	3	0	1	1	0	0	0	0	0	0	0	0	0	0	0	0	1	.667	.333	0
2014	—A.L., MIN	.667	1	3	1	2	1	1	0	2	0	0	0	0	0	0	0	0	0	1.667	.667	0	
2015	—A.L., CIN	.333	1	3	2	1	0	0	1	1	0	0	0	1	0	0	1	0	0	1.333	.500	0	
2016	—A.L., SD	.333	1	3	0	1	0	0	0	0	0	0	0	0	0	1	0	0	0	.333	.333	0	
2017	—A.L., MIA	--DID NOT PLAY DUE TO INJURY--																					
2018	—A.L., WAS	.500	1	2	1	1	0	0	1	1	0	0	0	1	0	0	0	0	0	2.000	.667	0	
<b>TOTALS</b>		<b>.467</b>	<b>6</b>	<b>15</b>	<b>4</b>	<b>7</b>	<b>2</b>	<b>1</b>	<b>2</b>	<b>4</b>	<b>0</b>	<b>0</b>	<b>0</b>	<b>3</b>	<b>0</b>	<b>2</b>	<b>1</b>	<b>0</b>	<b>1</b>	<b>1.133</b>	<b>.556</b>	<b>0</b>	

## CAREER FIELDING

POS	PCT	G	PO	A	E	TC	DP
OF	.994	1008	2474	33	16	2523	8

## TROUT'S CAREER HIGHS


SEASON	GAME
AVG .326 — 2012	H 5 — 2 times; last, 9/8/18 at CWS
H 190 — 2013	HR 2 — 14 times; last, 9/8/18 at CWS
R 129 — 2012	R 4 — 2 times; last, 8/30/17 vs. OAK
2B 39 — 2014 & 2013	2B 3 — 5/26/18 at NYY
HR 41 — 2015	RBI 5 — 7 times; last, 9/8/18 at CWS
RBI 111 — 2014	SB 3 — 3 times; last, 8/6/12 at OAK
SB 49 — 2012	Hit Streak 17 — Apr. 17 - May 5, 2017

## WAR REPORT


Since 2012, **Mike Trout** leads all MLB players in Baseball-Reference.com WAR at 63.8, with Robinson Cano a distant second at 39.8.

Trout has led A.L. in Wins Above Replacement in five of the last seven seasons. He also is one of four players since the end of World War II with three 10-WAR seasons, joining Willie Mays and Barry Bonds, Mickey Mantle.

STATS LLC







## JUSTIN UPTON

### OF 8

**BORN:** AUG 25, 1987  
**BIRTHPLACE:** NORFOLK, VA  
**SIGNED THRU:** 2022

**OPENING DAY AGE:** 31  
**RESIDES:** SCOTTSDALE, AZ  
**MLB SERVICE:** 11 YEARS,  
60 DAYS

**ACQUIRED:** FROM DETROIT IN EXCHANGE FOR A PTBNL  
(RHP ELVIN RODRIGUEZ) AND RHP GRAYSON  
LONG, AUG. 31, 2017

**MARRIED:** ASHLEY BORROR, DEC. 16, 2017  
**CHILDREN:** SYDNEE

**HEIGHT:** 6-1    **WEIGHT:** 215    **BATS:** R    **THROWS:** R

### UPTON'S LIFETIME PLAYING RECORD

Year	Club	AVG	G	AB	R	H	2B	3B	HR	RBI	SH	SF	HP	BB	IBB	SO	SB	CS	GDP	OBP	SLG	E
2006	—South Bend	.263	113	438	71	115	28	1	12	66	0	6	5	52	3	96	15	7	6	.343	.413	6
2007	—Visalia	.341	32	126	27	43	6	2	5	17	0	2	3	19	1	28	9	4	2	.433	.540	3
	Mobile	.309	71	259	48	80	17	4	13	53	0	5	5	37	3	51	10	7	6	.399	.556	5
	ARIZONA	.221	43	140	17	31	8	3	2	11	0	0	1	11	4	37	2	0	3	.283	.283	5
2008	—ARIZONA	.250	108	356	52	89	19	6	15	42	0	3	4	54	6	121	1	4	3	.463	.353	11
	Tucson (1)	.279	15	61	13	17	3	1	3	10	0	0	0	7	0	26	2	0	0	.353	.508	2
2009	—ARIZONA	.300	138	526	84	158	30	7	26	86	1	4	2	55	3	137	20	5	10	.532	.366	12
	Visalia (1)	.250	2	8	1	2	0	0	1	6	0	0	0	1	0	3	1	0	0	.333	.625	0
2010	—ARIZONA	.273	133	495	73	135	27	3	17	69	1	7	4	64	5	152	18	8	20	.442	.356	4
2011	—ARIZONA	.289	159	592	105	171	39	5	31	88	0	4	19★	59	9	126	21	9	8	.529	.369	13
2012	—ARIZONA	.280	150	554	107	155	24	4	17	67	0	6	5	63	5	121	18	8	7	.430	.355	5
2013	—ATLANTA	.263	149	558	94	147	27	2	27	70	1	4	5	75	4	161	8	1	12	.464	.354	4
2014	—ARIZONA	.270	154	566	77	153	34	2	29	102	0	8	6	60	1	171	8	4	10	.491	.342	8
2015	—SAN DIEGO	.251	150	542	85	136	26	3	26	81	0	5	4	68	5	159	19	5	10	.454	.336	3
2016	—DETROIT	.246	153	570	81	140	28	2	31	87	0	2	4	50	3	179	9	4	15	.465	.310	4
2017	—DETROIT	.279	125	459	81	128	37	0	28	94	0	1	3	54	2	147	10	5	6	.362	.542	4
	LAA	.245	27	98	19	24	7	0	7	15	0	0	0	17	1	33	4	0	3	.357	.531	1
2018	—LAA	.257	145	533	80	137	18	1	30	85	0	6	10	64	1	176	8	2	12	.463	.344	4
<b>MAJOR TOTALS</b>		<b>.268</b>	<b>1634</b>	<b>5989</b>	<b>955</b>	<b>1604</b>	<b>324</b>	<b>38</b>	<b>286</b>	<b>897</b>	<b>3</b>	<b>50</b>	<b>67</b>	<b>697</b>	<b>49</b>	<b>1720</b>	<b>146</b>	<b>55</b>	<b>119</b>	<b>.478</b>	<b>.348</b>	<b>81</b>
<b>A.L. TOTALS</b>		<b>.258</b>	<b>450</b>	<b>1660</b>	<b>261</b>	<b>429</b>	<b>90</b>	<b>3</b>	<b>96</b>	<b>281</b>	<b>7</b>	<b>9</b>	<b>17</b>	<b>188</b>	<b>7</b>	<b>535</b>	<b>31</b>	<b>11</b>	<b>36</b>	<b>.338</b>	<b>.490</b>	<b>13</b>
<b>N.L. TOTALS</b>		<b>.271</b>	<b>1184</b>	<b>4329</b>	<b>694</b>	<b>1175</b>	<b>234</b>	<b>35</b>	<b>190</b>	<b>616</b>	<b>3</b>	<b>41</b>	<b>50</b>	<b>509</b>	<b>42</b>	<b>1185</b>	<b>115</b>	<b>44</b>	<b>83</b>	<b>.352</b>	<b>.473</b>	<b>68</b>
<b>MINOR TOTALS</b>		<b>.288</b>	<b>233</b>	<b>892</b>	<b>160</b>	<b>257</b>	<b>54</b>	<b>8</b>	<b>34</b>	<b>152</b>	<b>0</b>	<b>13</b>	<b>13</b>	<b>116</b>	<b>7</b>	<b>204</b>	<b>37</b>	<b>18</b>	<b>14</b>	<b>.373</b>	<b>.481</b>	<b>16</b>

★ led or tied for league lead  
(1) rehab assignment

**Disabling Injuries:** 2018 — Left index finger laceration; disabled Aug. 21 (retro to Aug. 19)-30.  
2009 — Right ribcage muscle strain; disabled Aug. 6-26.  
2008 — Left oblique muscle strain; disabled July 9-Aug. 29.

### 2018 SEASON

- ◆ In first full season with the **Angels**, set a new franchise record for home runs by a left fielder (30)...Eclipsed Garret Anderson's previous mark of 29 (2002 and 2003)...Was the first Angels outfielder other than Mike Trout to log a 30-homer season since Vladimir Guerrero in 2006 (33 HR).
- ◆ Among A.L. left fielders, ranked third in home runs, fourth in RBI, fourth in average, sixth in hits, and seventh in runs scored...Marked sixth straight season with at least 25 home runs (for more info, see chart to right).
- ◆ Posted a .277 (73/264) clip with 22 home runs and 57 RBI at Angel Stadium compared to .238 (64/269) with eight home runs and 28 RBI on the road.
- ◆ Tallied seven outfield assists with a .987 fielding percentage...The .987 mark as a left fielder ranked third in the A.L.

### CAREER SUMMARY

- ◆ 12-year Major League veteran begins second full season with the Angels...Signed five-year contract extension Nov. 2, 2017...For more contract info, see Career Transactions section below.
- ◆ Selected to the National League All-Star team three times (2009, 2011, 2015)...Three-time Silver Slugger Award recipient: 2011 with Arizona, 2014 with Atlanta and 2017 with the Tigers/Angels.

### 25 SENSE

Most 25-home run seasons since 2007

Player	Seasons
Albert Pujols	9
Miguel Cabrera	9
Justin Upton	8
Nelson Cruz	8
Edwin Encarnacion	8
David Ortiz	8
Ryan Braun	8





- ◆ Named the National League Player of the Month twice in career: May 2009 and April 2013.
- ◆ Hit 275th career home run July 14, 2018 at Dodger Stadium...One of 19 active players with at least 275 career home runs and one of 14 to log 275 since the start of the 2008 campaign.
- ◆ Made Major League debut with Arizona Aug. 2, 2007 vs. San Diego...Tallied first hit Aug. 4 at Los Angeles (N.L) and first home run Aug. 7 vs. Pittsburgh.

## MAJOR LEAGUE SUMMARY

### 2017

- ◆ Acquired by the **Angels** from the **Tigers** Aug. 31 for a Player To Be Named Later (RHP Elvin Rodriguez) and RHP Grayson Long...Combined between the two Clubs to establish career highs in doubles (44), home runs (35), RBI (109), extra-base hits (79), slugging percentage (.542) and OPS (.904)...Led the Angels in homers following acquisition.
- ◆ Among A.L. leaders, finished in the Top 10 in RBI (4th), extra-base hits (4th), doubles (T4th), runs (T7th), home runs (9th), slugging pct. (7th) and OPS (8th)...Was the first American League left fielder with 35 home runs, 100 RBI and 100 runs scored since Jason Bay in 2009.
- ◆ Won third career Louisville Silver Slugger Award (2011 and 2014)...Was the first Angels outfielder to win the award other than Trout since Torii Hunter in 2009.
- ◆ Named a finalists for the Rawlings Gold Glove Award in left field after posting a .976 fielding percentage (8 errors/335 total chances)...Nine outfield assists were tied for third by an American League left fielder.

### 2016

- ◆ Tied a then career-best with 31 home runs during first season with the **Tigers**...Marked second career 30-home run campaign and sixth 25+ home run season.
- ◆ Connected for 200th career home run July 18 vs. Minnesota...Was the 10th active player to reach 200 homers in his age-28 season: Adrian Beltre, Ryan Braun, Jay Bruce, Miguel Cabrera, Prince Fielder, Albert Pujols, Alex Rodriguez, Giancarlo Stanton, and Mark Teixeira.
- ◆ Named A.L. Co-Player of the Week for period ending Sept. 25...Hit .400 (10/25) with three home runs and six RBI...Marked fourth career Player of the week honors.
- ◆ Led the American League with 12 home runs in September..The 12 homers were the most by a Tiger in the month of September since Hank Greenberg hit 16 in Sept. 1946.

### 2015

- ◆ In first season with **San Diego**, was tabbed as a National League All-Star for the third time in career...Tallied a hit and a stolen base in the Midsummer Classic and joined Tony Gwynn as the only Padres with a hit a steal in the All-Star Game.
- ◆ Led the Club in runs scored (85), home runs (26), walks (68) and stolen bases (19)...Was the third Padre to lead the team in both home runs and steals: Reggie Sanders in 1999 and Dave Winfield in 1976.
- ◆ Hit .283 (60/212) following the All-Star break, the highest mark by any N.L. shortstop (min. 175 AB).
- ◆ Logged 600th career RBI Aug. 21 vs. St. Louis.

### 2014

- ◆ Received second career Silver Slugger Award during second season with **Atlanta**...Finished the season second in the National League in RBI (102), tied for fourth in home runs (29), sixth in slugging (.491) and seventh in total bases (278).
- ◆ Named National League Player of the Week for the period ending Apr. 13...Hit .591 (13/22) with eight runs scored, four home runs and eight RBI.
- ◆ Tallied 1,000th hit of career and 500th career RBI with a fourth-inning home run Aug. 10 vs. Washington.
- ◆ On Sept. 27, he and brother Melvin became the first pair of brother teammates to homer and notch an outfield assist in the same game.

### 2013

- ◆ In first season with the **Braves**, ranked tied for fourth in the N.L. with 27 home runs while his 75 walks were good for seventh.
- ◆ Combined to homer in the same game with brother Melvin three different times...Were the fifth set of brothers to homer as teammates in the same game at least three different times.
- ◆ Hit five home runs in first five games as a Brave...Per ELIAS, was the first player ever with five home runs in his first five games with a team.
- ◆ Named National League Player of the Month in April after batting .298 (28/94) with 22 runs score and an N.L. leading 12 home runs.

### 2012

- ◆ Completed sixth and final season with **Arizona**, setting a new career high with 107 runs scored...The 107 runs ranked second in the National League.
- ◆ Connected for 100th career home run Aug. 3 at Philadelphia...Became the fifth player in Diamondbacks history to tally 100 homers, joining Steve Finley, Luis Gonzalez, Mark Reynolds and Chris Young...Brother Melvin also hit 100th home run of the same evening...Became the sixth pair of brothers to reach the 100-homer plateau: Roberto and Sandy Alomar Jr., Bret and Aron Boone, Ken and Clete Boyer, Joe and Vince DiMaggio and Bob and Irish Meusel.





## 2011

- ◆ In fifth season with the **Diamondbacks**, was tabbed as a National League All-Star for the second time in career... Finished fourth in the N.L. MVP vote (Ryan Braun).
- ◆ Captured first Louisville Silver Slugger Award and was named to *The Sporting News* N.L. All-Star Team.
- ◆ Logged a career-best 31 home runs to become just the 10th player in franchise history to reach the 30-homer mark... Finished in the National League's top 10 in several categories, including doubles (39, 2nd), runs scored (105, T3rd), extra-base hits (75, T3rd), home runs (9th) and slugging (.529, 1st).
- ◆ Became the 15th player all time to record 20 steals and 30 home runs prior to age-24 season...He and brother Melvin were the first set of brothers to reach the 20 HR/20 SB mark in the same season.
- ◆ Won first career N.L. Player of the Week Award for the period ending June 19 after batting .552 (16/29) with a home run and seven RBI...Shared N.L. Player of the Week honors with Cameron Maybin for the period ending July 24.

## 2010

- ◆ Played in 133 games in fourth season with **Arizona**...Named the Diamondbacks' nominee for the Roberto Clemente Award.
- ◆ Recorded a career-best .985 fielding percentage after committing just four errors...Had a career-best, 47-game errorless streak from Apr. 23-June 16.

## 2009

- ◆ In third big league season (first full) with **Arizona**, set career-highs in batting average (.300), slugging percentage (.532) and triples (7).
- ◆ Joined Orlando Cepeda (1959) as the only player in MLB history to hit at least .300 with 25 home runs, 80 RBI and 20 stolen bases in a season prior to their age-22 season.
- ◆ Named for first career All-Star Team after batting .301 (95/316) with 19 doubles, five triples, 16 home runs and 51 RBI in the first half of the season.
- ◆ Named the National League Player of the Month for May after batting .373 (41/110) with 25 runs scored, eight doubles, four triples, seven home runs and 21 RBI.
- ◆ Placed on the disabled list Aug. 6-26 with a right rib cage muscle strain.

## 2008

- ◆ Limited to 108 games in second season with the **Diamondbacks** but was the youngest player in franchise history to tally 15 doubles and 15 home runs in a season.
- ◆ Logged five home runs through the Club's first 11 games...Only third player in Major League history under 21 to turn the trick.
- ◆ Placed on the D.L. from July 9-Aug. 29 with a left oblique muscle strain.

## 2007

- ◆ Appeared in 103 games between Double-A **Mobile** and Single-A **Visalia** before making Major League debut with **Arizona** Aug. 2 in San Diego...At 19 years, 342 days, was the youngest Diamondback to ever appear in a game.
- ◆ Tallied first hit Aug. 4 at Los Angeles (N.L)...Hit first home run Aug. 7 vs. Pittsburgh and finished a single shy of becoming the youngest player in Major League history to hit for the cycle.

## POSTSEASON EXPERIENCE

- ◆ Has made appearances in three different postseasons, going 11-for-48 (.229) with two doubles, a triple, two home runs and four RBI...In **2013**, started in all four of Atlanta's games during the Division Series against the Dodgers, batting .143 (2/14) with a double and four walks...During the **2011** NLDS vs. Milwaukee, went 4-for-20 (.200), including his first two career postseason home runs...Homered in Game 2 and Game 5 in Milwaukee...Made postseason debut with the Diamondbacks in 2007 at age 20...Went 3-for-5 (.600) with an RBI in Arizona's Division Series win over the Cubs...Batted .222 (2/9) with a double and triple in four games during the NLCS vs. Colorado.

### DIVISION SERIES TOTALS

Year	Club, Opp	AVG	G	AB	R	H	2B	3B	HR	RBI	SH	SF	HBP	BB	IBB	SO	SB	CS	GDP	SLG	OBP	E
2007	ARI, CHC	.600	2	5	2	3	0	0	0	1	0	0	0	3	0	0	1	0	0	.600	.750	0
2011	ARI, MIL	.200	5	20	3	4	0	0	2	3	0	0	0	3	0	6	0	0	.500	.304	0	
2013	ATL, LAD	.600	2	5	2	3	0	0	0	1	0	0	0	3	0	0	1	0	.600	.750	0	
<b>Totals</b>		<b>.231</b>	<b>11</b>	<b>39</b>	<b>7</b>	<b>9</b>	<b>1</b>	<b>0</b>	<b>2</b>	<b>4</b>	<b>0</b>	<b>0</b>	<b>0</b>	<b>10</b>	<b>0</b>	<b>10</b>	<b>1</b>	<b>0</b>	<b>.410</b>	<b>.388</b>	<b>0</b>	

### CHAMPIONSHIP SERIES TOTALS

Year	Club, Opp	AVG	G	AB	R	H	2B	3B	HR	RBI	SH	SF	HBP	BB	IBB	SO	SB	CS	GDP	SLG	OBP	E
2007	ARI, CHC	.222	4	9	0	2	1	1	0	0	0	0	2	0	0	3	0	0	.556	.364	0	

## NOTABLE MINOR LEAGUE AWARDS AND HONORS

- ◆ **2007** *USA Today's* Minor League Player of the Year...*Baseball America* Minor League and Double-A All-Star...*Baseball America's* California League and Southern League Top Prospect...Southern League's Mid-Season and Post-Season All-Star...California League Player of the Week (Apr. 29)...Southern League Player of the Week (June 3).
- ◆ **2006** Midwest League Mid-Season All-Star...Ranked as Arizona's No. 1 prospect and baseball's ninth-best prospect by *Baseball America*.





## CAREER TRANSACTIONS

- ◆ June 7, 2005...Selected by the **Diamondbacks** in the 1st round (1st pick) of the First Year Player Draft.
- ◆ Mar. 3, 2010...Signed a five-year contract with the **Diamondbacks**.
- ◆ Jan. 24, 2013...Acquired by the **Braves** along with INF Chris Johnson from the **Diamondbacks** for INF Nick Ahmed, RHP Randall Delgado, INF Brandon Drury, OF Martin Prado and RHP Zeke Spruill.
- ◆ Dec. 19, 2014...Acquired by the **Padres** along with RHP Aaron Northcraft from the **Padres** in exchange for INF Dustin Peterson, LHP Max Fried, INF Jace Peterson and OF Mallex Smith.
- ◆ Jan. 20, 2016...Signed a six-year contract with the **Tigers**.
- ◆ Aug. 31, 2017...Acquired by the **Angels** from the **Tigers** for a PTBNL (RHP Elvin Rodriguez) and RHP Grayson Long.
- ◆ Nov. 2, 2017...Signed a five-year contract with the **Angels**.

## PERSONAL/MISC

- ◆ Justin Irvin Upton...On Twitter: @JUST\_JUP
- ◆ Favorite NFL team is the Pittsburgh Steelers.
- ◆ Originally signed by Diamondbacks scout Greg Lonigro.
- ◆ Brother B.J. has played 12 years in the Majors, last appearing in 2016 with San Diego and Toronto...Teammates with his brother in Atlanta in 2013 and 2014 and 2015 in San Diego...Melvin was originally drafted second overall by the Tampa Bay Rays in 2002, becoming the highest drafted brothers in baseball history...Father Manny played baseball and football at Norfolk State.
- ◆ Played high school baseball at Great Bridge...Childhood friends with Ryan Zimmerman and David Wright.

## MISCELLANEOUS STATS

### TWO-HR GAMES (17)

Sept. 15 vs. SEA

Aug. 18, 2017 vs. LAD

June 20, 2016 vs. SEA

Apr. 25, 2015 vs. LAD

Apr. 26, 2013 vs. CHC

May 20, 2009 (2) at FLA

Sept. 23, 2017 at HOU

Sept. 16, 2016 at CLE

Aug. 26, 2015 at WAS

Apr. 10, 2014 vs. NYM

July 27, 2011 at SD

May 6, 2009 at SD

Sept. 16, 2017 vs. TEX

Aug. 21, 2016 vs. BOS

May 17, 2015 vs. WAS

Aug. 1, 2013 vs. COL

June 21, 2010 vs. NYY

### CAREER GRAND SLAMS HOME RUNS (7)

Aug. 4, 2017 at BAL

May 24, 2015 at LAD

June 2, 2009 at LAD

July 30, 2017 vs. HOU

May 17, 2013 vs. LAD

June 11, 2017 at BOS

July 23, 2011 vs. COL

### CAREER WALK-OFF HITS / RBI (1)

May 1, 2018 vs. BAL (RBI single; 9th)

June 20, 2016 vs. SEA (Solo HR; 12th)

Apr. 6, 2013 vs. CHC (Solo HR; 9th)

May 18, 2011 vs. ATL (RBI single; 11th)

Aug. 12, 2017 vs. MIN (2-run HR; 9th)

Apr. 11, 2014 vs. WAS (RBI single; 10th)

June 16, 2011 vs. SF (Solo HR; 10th)

May 5, 2011 vs. COL (RBI single; 11th)

June 4, 2017 vs. CWS (3-run HR; 9th)

Aug. 16, 2013 vs. WAS (Solo HR; 10th)

June 1, 2011 vs. FLA (RBI single; 9th)

## ALL-STAR GAME RECORD

Year	Club	Site	AVG	G	AB	R	H	2B	3B	HR	RBI	SH	SF	HBP	BB	IBB	SO	SB	CS	GDP	SLG	OBP	E
2009	N.L.	StL	.000	1	2	0	0	0	0	0	0	0	0	0	0	0	0	0	0	0	.000	.000	0
2011	N.L.	ARI	.000	1	2	0	0	0	0	0	0	0	0	0	0	0	0	0	0	0	.000	.000	0
2015	N.L.	CIN	1.000	1	1	0	1	0	0	0	0	0	0	0	0	0	0	1	0	0	1.000	1.000	0
2017	A.L.	MIA	.500	1	2	0	1	0	0	0	0	0	0	0	0	0	1	0	0	0	.500	.500	0
<b>TOTALS</b>			<b>.286</b>	<b>4</b>	<b>7</b>	<b>0</b>	<b>2</b>	<b>0</b>	<b>0</b>	<b>0</b>	<b>0</b>	<b>0</b>	<b>0</b>	<b>0</b>	<b>0</b>	<b>0</b>	<b>1</b>	<b>1</b>	<b>0</b>	<b>0</b>	<b>.286</b>	<b>.286</b>	<b>0</b>

## CAREER FIELDING

POS	PCT	G	PO	A	E	TC	DP
OF	.975	1599	3095	59	81	3235	8


## UPTON'S CAREER HIGHS

### SEASON

AVG	.300 — 2009
H	171 — 2011
R	107 — 2012
BB	75 — 2013
2B	44 — 2017
HR	35 — 2017
RBI	109 — 2017
SB	21 — 2011

### GAME

H	5 — 2 times; last, 5/30/11 vs. FLA
HR	2 — 17 times; last, 9/15/18 vs. SEA
R	4 — 2 times; last, 6/21-10 vs. NYY
BB	4 — 5/6/15 vs. SF
2B	2 — 25 times; last, 9/15/17 vs. TEX
RBI	6 — 5 times; last, 7/30/17 vs. HOU
SB	2 — 5 times; last, 4/11/18 at TEX
Hit Streak	18 — Apr. 24 - May 11, 2009



**JARED WALSH**

**INF/LHP 75**

**HEIGHT: 6-0    WEIGHT: 210    BATS: L    THROWS: L**

**BORN: JULY 7, 1993    OPENING DAY AGE: 25**  
**BIRTHPLACE: MILWAUKEE, WI    RESIDES: DULUTH, GA**  
**SIGNED THRU: 2019**  
**ACQUIRED: SELECTED IN 39TH ROUND OF 2015 FIRST-YEAR PLAYER DRAFT**

## NON-ROSTER INVITEE

### WALSH'S LIFETIME PLAYING RECORD

Year	Club	AVG	G	AB	R	H	2B	3B	HR	RBI	SH	SF	HBP	BB	IBB	SO	SB	CS	GDP	SLG	OBP	E
2015—	Angels (AZL)	.339	30	109	19	37	12	4	2	28	1	3	2	11	1	17	0	0	2	.578	.400	1
	Orem	.182	3	11	1	2	0	0	0	1	0	1	0	1	0	0	0	0	.182	.231	1	
2016—	Burlington	.290	109	393	55	114	30	1	7	36	3	1	2	31	0	81	2	0	8	.425	.344	10
2017—	Inland Empire	.331	70	275	43	91	29	1	8	52	0	1	4	26	0	72	1	0	6	.531	.395	7
	Mobile	.232	20	69	7	16	3	0	3	9	1	0	1	3	0	29	1	0	0	.406	.274	2
2018—	Inland Empire	.275	40	149	28	41	8	1	13	36	0	5	0	24	2	50	0	1	3	.604	.365	0
	Mobile	.289	41	149	26	43	13	0	8	26	0	1	2	21	1	48	1	0	5	.537	.382	2
	Salt Lake	.270	47	178	32	48	13	0	8	37	0	2	2	16	0	56	0	0	3	.478	.333	4
<b>MINOR TOTALS</b>		<b>.303</b>	<b>232</b>	<b>857</b>	<b>125</b>	<b>260</b>	<b>74</b>	<b>6</b>	<b>20</b>	<b>126</b>	<b>5</b>	<b>6</b>	<b>9</b>	<b>72</b>	<b>1</b>	<b>201</b>	<b>4</b>	<b>0</b>	<b>16</b>	<b>.474</b>	<b>.361</b>	<b>27</b>

### WALSH'S LIFETIME PITCHING RECORD

Year	Club	W-L	ERA	G	GS	CG	GF	SHO	SV	IP	H	R	ER	HR	HB	BB	IBB	SO	WP	BK	BAA	
2016—	Burlington	1-1	3.00	2	0	0	2	0	0	3	3	1	1	0	0	2	0	4	1	0	.250	
2017—	DID NOT PITCH																					
2018—	Inland Empire	0-1	4.50	2	0	0	2	0	0	2	3	2	1	0	0	0	0	4	0	0	.333	
	Mobile	0-0	0.00	2	0	0	1	0	0	2	0	0	0	0	0	1	0	1	0	0	.000	
	Salt Lake	0-0	0.00	4	0	0	4	0	1	1.2	3	0	0	0	0	1	0	2	0	0	.375	
<b>MINOR TOTALS</b>		<b>1-2</b>	<b>2.08</b>	<b>10</b>	<b>0</b>	<b>0</b>	<b>9</b>	<b>0</b>	<b>0</b>	<b>8.2</b>	<b>9</b>	<b>3</b>	<b>2</b>	<b>0</b>	<b>0</b>	<b>4</b>	<b>0</b>	<b>11</b>	<b>1</b>	<b>0</b>	<b>.257</b>	

WALSH



- ◆ Jared Jones Walsh...Originally signed by Angels scout Todd Hogan...On Twitter: @Walshey21.
- ◆ **2019** marks fifth professional season in Angels' system and first invite to Major League camp...Called up by Angels for two games during 2018 Spring Training.
- ◆ Enjoyed breakout season in **2018**...Started campaign at High-A and ended up at Triple-A **Salt Lake** following two in-season promotions (also Double-A **Mobile**)...At three combined levels (130 games), hit .277 (132/476) with 86 runs, 34 doubles, one triple, 29 home runs and 99 RBI...Slugged .536 with an .895 OPS...Led all LAA farmhands with 29 home runs and 99 RBI...Tabbed as an Angels' Organizational All-Star by MiLB.com.
- ◆ Opened season with High-A **Inland Empire** appearing as an outfielder, first baseman and pitcher (2 games)...Hit safely in 12 of first 14 games (including 11 straight, April 9-19).
- ◆ Hit 11 home runs in first 37 games, including six during a seven-game stretch May 8-14 (named Cal League Batter of Week)...During the week, hit .522 (12/23) with nine runs, 2B, 6 HR & 16 RBI).
- ◆ Had three multi-HR games with 66ers: April 15 at Rancho Cucamonga (2 HR), May 14 vs. Stockton (2 HR) and May 20 vs. Lancaster (2 HR)...Drove in 3+ runs six times with IE.
- ◆ Promoted to Double-A May 22...At time of promotion, his 13 HRs, 36 RBI and .969 OPS led the Cal League...Totalled a .275/.365/.604 slash line in 40 games with Inland Empire.
- ◆ Made eight pitching appearances across his three stops in Angels minor league system and combined to pitch to a 1.59 ERA (5.2 IP - 1 ER) with seven strikeouts.
- ◆ Split **2017** between **Inland Empire** and **Mobile**...Batted .331 (91/275) with 38 extra base hits in 70 games for 66ers while posting a .926 OPS.
- ◆ Spent entire **2016** season with **Burlington** in Midwest League and hit .290 (114/393) with 30 doubles and seven home runs.
- ◆ Made professional debut in **2015** with **AZL Angels** and hit .339 (37/109) in 30 games...Was moved up to Rookie-level **Orem** for final three games of season.
- ◆ Selected by **Angels** in 39th round of 2015 First-Year Player Draft out of University of Georgia where he was a communications studies major...During senior season, led SEC in opponent batting average (.185) and ranked third in ERA (2.60), while also batting .306 with 19 extra base hits and 22 RBI.
- ◆ Underwent Tommy John surgery during summer before freshman year of college.
- ◆ Attended Peachtree Ridge HS (GA)...Named Region 7-AAAAA Player of the Year and led school to first-ever playoff appearance...Earned All-Gwinnett County and Gwinnett Dugout Club First Team honors.





# 2019 ANGELS



## TAYLOR WARD

### C 3

HEIGHT: 6-1    WEIGHT: 200    BATS: R    THROWS: R

BORN: DEC 14, 1993    OPENING DAY AGE: 25  
BIRTHPLACE: DAYTON, OH    RESIDES: CHULUOTA, FL  
SIGNED THRU: 2019    MLB SERVICE: 48 DAYS  
ACQUIRED: SELECTED IN FIRST ROUND (26<sup>TH</sup> OVERALL) OF 2015 FIRST-YEAR PLAYER DRAFT

### WARD'S LIFETIME PLAYING RECORD

Year	Club	AVG	G	AB	R	H	2B	3B	HR	RBI	SH	SF	HBP	BB	IBB	SO	SB	CS	GDP	SLG	OBP	E
2015	Orem	.349	32	109	20	38	4	1	2	19	0	1	2	29	1	8	5	2	3	.489	.459	4
	Burlington	.348	24	92	10	32	3	0	1	12	1	0	0	10	0	15	1	1	3	.412	.413	0
2016	Inland Empire	.249	123	466	61	116	11	0	10	56	5	5	5	48	1	81	0	0	15	.337	.323	5
2017	Inland Empire	.242	54	207	32	50	11	1	6	30	3	2	0	35	0	43	0	0	7	.391	.348	3
	Mobile	.286	33	119	14	34	3	0	3	19	0	2	2	22	0	17	0	0	5	.387	.400	4
2018	Mobile	.345	51	148	26	51	8	0	6	25	0	1	1	29	1	33	8	1	5	.520	.453	6
	Salt Lake	.352	60	227	42	80	18	0	8	35	0	2	2	36	1	61	10	2	5	.537	.442	6
	LAA	.178	40	135	14	24	3	0	6	15	0	0	3	9	0	45	2	0	0	.333	.245	5
<b>MAJOR TOTALS</b>		<b>.178</b>	<b>40</b>	<b>135</b>	<b>14</b>	<b>24</b>	<b>3</b>	<b>0</b>	<b>6</b>	<b>15</b>	<b>0</b>	<b>0</b>	<b>3</b>	<b>9</b>	<b>0</b>	<b>45</b>	<b>2</b>	<b>0</b>	<b>0</b>	<b>.333</b>	<b>.245</b>	<b>5</b>
<b>MINOR TOTALS</b>		<b>.293</b>	<b>368</b>	<b>1368</b>	<b>205</b>	<b>401</b>	<b>58</b>	<b>2</b>	<b>36</b>	<b>196</b>	<b>9</b>	<b>13</b>	<b>12</b>	<b>209</b>	<b>4</b>	<b>258</b>	<b>24</b>	<b>6</b>	<b>43</b>	<b>.417</b>	<b>.388</b>	<b>28</b>

WARD

### 2018 SEASON

- ◆ Saw action at three different levels of the **Angels** system, including making Major League debut with the Aug. 14...Spent time in Double-A **Mobile** and Triple-A **Salt Lake**, batting a combined .349 (131/375) with 26 doubles, 14 home runs and 60 RBI...The .349 clip ranked second overall in MiLB (min. 300 AB), trailing only Vladimir Guerrero Jr. (.381).
- ◆ Began season with Double-A Mobile, batting .345 (51/148) with eight doubles, six home runs and 25 RBI before being promoted to Triple-A June 2...Hit .345 (80/227) with 18 doubles, eight home runs and 35 in 60 games with the Bees...Was leading Salt Lake in average at promotion.
- ◆ Had contract selected Aug. 14th and made Major League debut that night at San Diego (2-for-3, 2B, 1 RBI)... Became the 15th Angel to drive in a run with their first hit...Finished the season with six home runs, the most by an Angels rookie third baseman since 2005 (Dallas McPherson, 8 HR).
- ◆ Entered the season ranked as the Angels No. 8 prospect by MLB.com.
- ◆ Defensively, transitioned to third base at the start of season after playing exclusively at catcher during first three professional campaigns.

### NOTABLE MINOR LEAGUE AWARDS AND HONORS

- ◆ **2018** Mid-Season Southern League All-Star...Angels Minor League Organizational Player of the Month for July.
- ◆ **2017** MiLB.com Organizational All-Star...Participated in the Arizona Fall League...Angels Minor League Organizational Player of the Month for August.
- ◆ **2016** MiLB.com Organizational All-Star...Participated in Arizona Fall League and the Rising Stars Game.
- ◆ **2015** Mid-Season Pioneer League All-Star.

### CAREER TRANSACTIONS

- ◆ June 8, 2015...Selected by **Angels** in the 1st round (26th overall) of the First Year Player Draft.

### PERSONAL/MISC

- ◆ Joseph Taylor Ward...On Twitter: @Warrdyboy7
- ◆ Named First-Team All-Mountain West in 2015 with Fresno State (a back-to-back All-Mountain West Conference selection)...Started all 59 games for FSU and ranked among Bulldogs' leaders with a .304 (65/214) average (3rd), 14 doubles (2nd), seven home runs (T1st), 42 RBI (1st) and 104 total bases (1st)... Successfully caught 13 of 23 (56.5%) runners attempting to steal a base.
- ◆ In three years at Fresno State, batted .288 (157/545) with 29 doubles, 16 home runs and 98 RBI in 162 games...Threw out 33 of 55 (60%) potential basestealers.



- ◆ Prepped at Shadow Hills HS (CA)...A two-time first-team De Anza League honoree...Named De Anza League Most Valuable Player and first-team All-CIF as a junior...Holds school records for batting average, hits, triples, home runs and RBI...First athlete in school history to receive Division I scholarship.
- ◆ Signed by Angels' Scott Richardson...Originally drafted by Tampa Bay in 31st round of 2012 draft before electing to play for Fresno State.

## MISCELLANEOUS STATS

### CAREER WALK-OFF HITS / RBI (1)

Sept. 30, 2018 vs. OAK (2-run home run; 9th)

## CAREER FIELDING

POS	PCT	G	PO	A	E	TC	DP
3B	.939	40	15	62	5	82	3



WARD






# 40-MAN ROSTER

**MANAGER:** Brad Ausmus (#12) **BENCH COACH:** Josh Paul (#88) **HITTING COACH:** Jeremy Reed (#77) **PITCHING COACH:** Doug White (#74) **1st BASE/OUTFIELD COACH:** Jesús Feliciano (#62)  
**3rd BASE/INFIELD COACH:** Mike Gallego (#86) **ASSISTANT HITTING COACH:** Shawn Wooten (#76) **HITTING INSTRUCTOR:** Paul Sorrento (#55) **CATCHING COACH:** José Molina (#80)  
**BULLPEN COACH:** Andrew Bailey (#68) **COACHING ASST./REPLAY COORDINATOR:** Matt Martin (#80) **BULLPEN CATCHERS:** Manny Del Campo (#92) & Justin Hatcher (#93)  
**DIRECTOR, SPORT SCIENCE & PERFORMANCE/HEAD PHYSICAL THERAPIST:** Bernard Li **CERTIFIED ATHLETIC TRAINER:** Adam Nevada **HEAD STRENGTH & CONDITIONING COACH:** Lee Flocchi  
**PHYSICAL THERAPIST/ASST. STRENGTH & CONDITIONING COACH:** Sean Johnson **CERTIFIED ASST. ATHLETIC TRAINER:** Eric Munson **EQUIPMENT MANAGER:** Keith Rarter

No.	PITCHERS (24)	B	T	Ht.	Wt.	Born	Birthplace	Residence	2018 Club(s)	W-L	ERA	G	GS	CG	SHO	SV	IP	H	R	ER	BB	SO	SERVICE		
37	Allen, Cody	R	R	6-1	210	11/20/88	Orlando, FL	Southlake, TX	CLEVELAND	4-6	4.70	70	0	0	0	0	27	67	58	35	35	33	80	6,076	
38	Anderson, Justin	L	R	6-3	230	9/28/92	Houston, TX	Houston, TX	Mobile Salt Lake	0-0 0-0	0.00 0.00	3 3	0	0	0	0	5	3.2	2	0	0	1	6	0.161	
51	Barria, Jaime	R	R	6-1	210	7/18/96	Panama City, Panama	Panama City, Panama	LAA Salt Lake	3-3 0-0	4.07 3.50	57 5	5	0	0	0	4	55.1	42	25	25	40	67	0.122	
32	Bedrosian, Cam	R	R	6-1	225	10/2/91	Senoia, GA	Senoia, GA	LAA	10-9	3.41	26	26	0	0	0	129.1	117	50	49	47	58	19	3,153	
31	Buttrey, Ty	L	R	6-6	240	3/31/93	Matthews, NC	Gulfport, FL	Pawtucket Angels (AZL) Salt Lake	1-1 0-0	2.25 0.00	32 1	0	0	0	1	44	36	16	11	14	64	3	0,046	
53	Cahill, Trevor	R	R	6-4	230	3/1/88	Oceanside, CA	Scottsdale, AZ	LAA Nashville	0-1 0-1	2.25 2.63	4 3	0	0	0	0	4	16.1	15	7	6	5	20	9,098	
71	Castillo, Jesus	R	R	6-3	205	8/27/95	San Felix, VZ	Valencia, VZ	OAKLAND	7-4	3.76	21	20	0	0	0	110	90	52	46	41	100	60	0,000	
67	Cole, Taylor	R	R	6-1	200	8/20/89	Simi Valley, CA	Las Vegas, NV	Mobile Salt Lake	9-5 3-0	4.94 5.37	21 34	0	0	0	0	6	55.1	55	34	33	27	65	0,086	
43	Curtiss, John	R	R	6-5	220	4/5/93	Dallas, TX	Southlake, TX	LAA	4-2	2.75	18	2	0	0	0	36	20	11	11	12	39	9	0,069	
40	García, Luis	R	R	6-2	240	1/30/87	Santo Domingo, DR	Dover, NJ	Rochester MINNESOTA PHILADELPHIA Lehigh Valley	2-4 0-1	2.77 5.68	38 8	0	0	0	10	55.1	41	21	17	31	61	7	0,069	
33	Harvey, Matt	R	R	6-4	220	3/27/89	New London, CT	Mystic, CT	Reading NEW YORK (N.L.) CINCINNATI	0-0 0-2	10.80 7.00	2 8	0	0	0	0	1.2	3	2	2	0	0	3	6,072	
28	Heaney, Andrew	L	L	6-2	200	6/5/91	Oklahoma City, OK	Oklahoma City, OK	Inland Empire	7-7	4.50	24	24	0	0	0	128	132	66	64	28	111	6	3,150	
36	Jerez, Williams	L	L	6-4	205	5/16/92	Santiago, DR	Brooklyn, NY	LAA Pawtucket Salt Lake	9-10 2-1	1.42 3.63	30 34	0	0	0	1	180	171	91	83	45	180	6	0,046	
65	Jewell, Jake	R	R	6-3	200	5/16/93	Norman, OK	Norman, OK	Salt Lake	0-1	17.18	4	0	0	0	0	5	3.2	8	7	7	2	69	0,046	
73	Madero, Luis	R	R	6-3	185	4/15/97	Maracay, VZ	Maracay, VZ	LAA Mobile	1-0 2-4	2.08 3.60	7 19	0	0	0	2	13	15	3	3	2	11	1	0,101	
99	Middleton, Keyman	R	R	6-3	215	9/12/93	Millwaukee, OR	Portland, OR	LAA	0-1	9.00	3	0	0	0	0	3	25	23	11	10	17	24	4	0,000
64	Peña, Felix	R	R	6-2	220	2/25/90	San Pedro de Macoris, DR	San Pedro de Macoris, DR	Burlington Inland Empire	2-1 2-4	4.26 2.44	14 9	14	0	0	0	61.1	69	33	29	15	49	20	0,000	
52	Peters, Dillon	L	L	5-11	190	8/31/92	Indianapolis, IN	Noblesville, IN	LAA	0-0	0.00	1	0	0	0	0	1	1.0	0	0	0	2	2	2	1,150
66	Ramírez, JC	R	R	6-5	250	8/16/88	Managua, Nicaragua	Managua, Nicaragua	LAA	3-5	4.18	19	17	0	0	0	33.1	30	14	13	16	38	35	1,079	
24	Ramírez, Noé	R	R	6-3	205	12/22/89	Los Angeles, CA	Los Angeles, CA	Salt Lake	1-2	7.16	7	5	0	0	0	92.2	87	45	43	28	88	18	0,071	
57	Robles, Hansel	R	R	6-0	220	8/13/90	Bonao, DR	Bonao, DR	New Orleans NEW YORK (N.L.) Las Vegas	6-7 0-5 0-0	5.61 9.45 3.52	19 69 8	2	2	0	0	6.2	129	69	64	29	85	7	3,139	
											2.97	37	0	0	0	0	36.1	32	15	12	15	15	3	3,119	



No.	B	T	Ht.	Wt.	Born	Birthplace	Residence	2018 Club(s)	W-L	ERA	G	GS	CG	SHO	SV	IP	H	R	ER	BB	SO	SERVICE
45	L	L	6-4	225	7/13/91	Santa Monica, CA	Los Angeles, CA	LAA	8-10	4.02	24	24	0	0	0	125.1	127	60	56	40	129	4,135
72	L	L	5-10	225	1/3/98	Naguangua, VZ	San Diego, VZ	Inland Empire Mobile Salt Lake	0-1 2-1 2-1	2.00 3.03 3.07	2	2	0	0	0	9	6	4	2	1	18	0,000
35	R	R	6-4	205	8/27/90	West Islip, NY	West Islip, NY	Salt Lake LAA	1-4 0-0	4.48 0.00	17	17	0	0	0	78.1	81	43	39	35	73	3,068
									5-6	4.74	14	14	0	0	0	76	68	41	40	31	64	

No.	B	T	Ht.	Wt.	Born	Birthplace	Residence	2018 Club(s)	W-L	ERA	G	GS	CG	SHO	SV	IP	H	R	ER	BB	SO	SERVICE
22	S	R	6-3	225	6/2/92	Adel, GA	Hahira, GA	LAA														1,083
17	L	R	6-4	210	7/5/94	Oshu, Japan	Oshu, Japan	LAA	4-2	3.31	10	10	0	0	0	51.2	38	19	19	22	63	1,000

No.	B	T	Ht.	Wt.	Born	Birthplace	Residence	2018 Club(s)	W-L	ERA	G	GS	CG	SHO	SV	IP	H	R	ER	BB	SO	SERVICE
10	R	R	6-1	225	9/19/92	Caracas, VZ	Baruta, VZ	Salt Lake	.277	29	112	22	31	5	0	8	25	4	22	3	0	0.134
20	R	R	6-0	200	6/13/86	Eustis, FL	Lafayette, LA	LAA	.239	46	117	12	28	2	0	5	10	8	35	0	1	8,136
44	R	R	6-4	240	6/28/88	Pittsburgh, PA	Pittsburgh, PA	LAA	.134	47	112	7	10	1	1	10	10	44	1	0	0	2,031
									.285	104	326	59	93	21	2	22	61	37	102	10	4	

No.	B	T	Ht.	Wt.	Born	Birthplace	Residence	2018 Club(s)	W-L	ERA	G	GS	CG	SHO	SV	IP	H	R	ER	BB	SO	SERVICE
41	L	R	6-4	270	5/28/88	Washington, D.C.	Ashburn, VA	MIAMI	.227	112	374	43	85	10	1	19	54	69	111	1	0	4,064
7	R	R	6-0	205	8/12/85	Memphis, TN	Brentwood, TN	PHILADELPHIA	.224	29	49	6	11	3	0	1	5	4	13	1	0	7,084
6	R	R	5-9	185	5/31/94	Orange, CA	Cypress, CA	LAA	.350	58	254	55	89	25	5	18	19	42	0	0	0	0,111
9	L	R	5-11	180	1/31/89	Westwood, NJ	Gloster, NJ	LAA	.275	80	284	35	78	18	2	1	25	15	34	3	0	4,057
84	S	R	5-10	195	2/26/97	Naguangua, VZ	Valencia, VZ	MIAMI	.305	40	151	37	46	10	5	2	21	23	22	13	2	0,000
2	R	R	6-2	195	9/4/89	Mundo-Novo, Curacao	Mundo-Novo, Curacao	Salt Lake	.274	46	190	36	52	9	3	27	25	31	6	6	6	6,125
3	R	R	6-1	200	12/14/93	Dayton, OH	Chuluota, FL	LAA	.292	146	554	68	162	26	5	11	75	35	44	10	2	0,048
									.345	42	148	26	51	8	0	6	25	29	33	8	1	
									.352	60	227	42	80	18	0	8	35	36	61	10	2	
									.178	40	135	14	24	3	0	6	15	9	45	2	0	

No.	B	T	Ht.	Wt.	Born	Birthplace	Residence	2018 Club(s)	W-L	ERA	G	GS	CG	SHO	SV	IP	H	R	ER	BB	SO	SERVICE
56	L	L	5-10	215	10/14/87	Tempe, AZ	Chandler, AZ	LAA	.208	137	491	71	102	18	2	19	57	53	133	6	2	5,130
21	R	R	6-0	205	1/17/95	Mesa, AZ	Ottawa, IL	Salt Lake	.316	5	19	3	6	1	1	1	1	2	1	0	0	0,058
27	R	R	6-2	235	8/7/91	Vineland, NJ	Millville, NJ	LAA	.211	31	57	7	12	4	0	1	1	3	17	0	1	7,070
8	R	R	6-1	215	8/25/87	Norfolk, VA	Scottsdale, AZ	LAA	.312	140	471	101	147	24	4	39	79	122	124	24	2	11,060
									.257	145	533	80	137	18	1	30	85	64	176	8	2	





# NON-ROSTER INVITEES

No.	PITCHERS (9)	B	T	Ht.	Wt.	Born	Birthplace	Residence	2018 Club(s)	WL	ERA	G	GS	CG	SHO	SV	IP	H	R	ER	BB	SO	SERVICE	
49	Almonte, Miguel	R	R	6-1	210	4/4/93	Santiago, DR	Santiago, DR	Angels (AZL) Salt Lake	0-0 0-0	0.00 10.20	21 8	1	0	0	0	0	1	1	0	0	0	0.129	
39	Bard, Luke	R	R	6-3	200	11/13/90	Charlotte, NC	Orange Park, FL	LAA	0-0	5.40	8	0	0	0	0	0	20.1	3	8	28	5	7	0.030
47	Canning, Griffin	R	R	6-2	180	5/11/96	Mission Viejo, CA	Coto de Caza, CA	Inland Empire Mobile	3-3 1-0	4.66 1.97	32 10	2	0	0	0	0	11.2	54	29	25	18	52	0.000
54	Hudson, Daniel	R	R	6-3	225	3/9/87	Lynchburg, VA	Chandler, AZ	Oklahoma City Salt Lake	1-0 1-0	4.00 3.22	15 10	0	0	0	0	0	58.2	68	30	24	6	6	8.106
46	Jennings, Dan	L	R	6-3	215	4/17/87	Berkeley, CA	Palm Beach Gardens, FL	LOS ANGELES (NL) LAA	3-2 4-5	4.11 3.22	15 72	1	0	0	0	0	46	38	25	21	18	44	5.171
23	Meyer, Alex	R	R	6-9	225	1/3/90	Greensburg, IN	Greensburg, IN	Fresno Mobile	2-2 4-0	2.30 1.82	33 6	0	0	0	0	0	47	37	13	12	16	54	2.103
90	Rhoades, Jeremy	R	R	5-11	210	9/24/89	Oak Ridge, TN	Knoxville, TN	Astros Mobile	6-4 4-0	2.87 1.86	40 14	0	0	0	0	0	24	16	5	4	9	0.000	
78	Shoemaker, Jeremy	R	R	6-4	250	2/12/93	Wheaton, IL	Wheaton, IL	Salt Lake	6-4	2.87	40	0	0	0	0	0	53.1	57	25	17	15	51	0.000
70	Snow, Forrest	R	R	6-7	250	12/30/88	Seattle, WA	Seattle, WA	Durham Montgomery	5-8 1-0	4.82 4.00	26 4	20	0	0	0	117.2	116	73	63	37	112	0.000	
No.	TWO-WAY (1)	B	T	Ht.	Wt.	Born	Birthplace	Residence	2018 Club(s)	WL	ERA	G	GS	CG	SHO	SV	IP	H	R	ER	BB	SO	SERVICE	
75	Walsh, Jared	L	L	6-0	210	7/7/93	Milwaukee, WI	Duluth, GA	Inland Empire Mobile Salt Lake	0-1 0-0 0-0	4.50 0.00 0.00	2 4 4	0	0	0	0	2	3	2	1	0	4	0.000	
No.	CATCHERS (5)	B	T	Ht.	Wt.	Born	Birthplace	Residence	2018 Club(s)	AVG	G	AB	R	H	2B	3B	HR	RBI	BB	SO	SB	CS	SERVICE	
13	Gameau, Dustin	R	R	6-2	205	8/13/87	San Pedro, CA	Orange, CA	Nashville Inland Empire CHICAGO (AL)	.208 .269 .270	22 49 47	172 149 178	8 13 32	15 43 48	2 13	0	2	9	5	10	0	0	1,058	
98	Kruger, Jack	R	R	6-1	195	10/26/94	Los Angeles, CA	Catabasas, CA	Inland Empire Mobile	.500 .305	1 1	3 174	3 25	3 65	13 12	0	0	7	21	38	0	0	0	0
97	Leon, Julian	R	R	5-11	235	1/24/96	Hermosillo, Mexico	Hermosillo, Mexico	Inland Empire Mobile	.294 .219	56 65	221 201	10 30	44 44	8	0	11	41	40	70	0	2	2	0.000
95	Peña, Roberto	R	R	6-0	250	6/8/92	Caaguas, PR	Caaguas, PR	Salt Lake	.200	2	1	1	1	0	0	0	1	2	3	0	0	0	0.000
96	Piña, Keinner	R	R	5-10	175	2/12/97	Barquisimeto, Mexico	Barquisimeto, Mexico	Durham Burlington	.279 .256	13 82	43 313	12 26	1 80	1	0	0	2	1	10	0	0	0	0.000
No.	INFELDERS (3)	B	T	Ht.	Wt.	Born	Birthplace	Residence	2018 Club(s)	AVG	G	AB	R	H	2B	3B	HR	RBI	BB	SO	SB	CS	SERVICE	
87	Jones, Jaimal	R	R	6-0	205	8/4/97	Roswell, GA	Roswell, GA	Inland Empire	.235	78	198	47	46	10	0	5	35	33	51	13	3	0.000	
85	Thalass, Matt	L	R	6-0	215	5/6/95	Jackson, NJ	Jackson, NJ	Mobile	.287	40	157	24	45	10	6	2	6	25	16	35	2	1	0.000
19	Tovar, Wilfredo	R	R	5-7	180	8/11/91	Santa Teresa del Tuy, VZ	Santa Teresa del Tuy, VZ	Salt Lake Memphis	.277 .297	85 108	368 360	54 41	102 107	24 15	6	1	51	28	68	6	3	0.053	
No.	OUTFIELDERS (6)	B	T	Ht.	Wt.	Born	Birthplace	Residence	2018 Club(s)	AVG	G	AB	R	H	2B	3B	HR	RBI	BB	SO	SB	CS	SERVICE	
59	Adeli, Jo	R	R	6-3	215	4/8/99	Shelby, NC	Prospect, KY	Burlington	.326	25	95	23	31	7	1	6	29	11	26	4	1	0.000	
25	Bourjos, Peter	R	R	6-1	190	3/31/87	Park Ridge, IL	Scottsdale, AZ	Inland Empire ATLANTA	.290 .288	17 17	63 64	15 15	6 5	3	12	42	15	63	2	2	0	0	7.127
81	Lund, Brennan	L	R	5-9	185	11/27/94	Salt Lake City, UT	South Jordan, UT	Greensburg, IN Sacramento	.297 .296	26 44	76 162	20 48	7 7	4	2	1	4	17	35	0	2	0	0
89	Marsh, Brandon	L	R	6-4	215	12/18/97	Buford, GA	Buford, GA	Mobile	.264	100	401	63	106	20	6	8	59	43	102	21	5	0.000	
16	Parker, Jarrett	L	L	6-4	225	1/1/89	Fort Belvoir, VA	Stafford, VA	Burlington	.295	34	132	26	39	12	1	3	24	21	40	4	0	0.000	
48	Puello, Cesar	R	R	6-2	220	4/1/91	La Romana, DR	La Romana, DR	Inland Empire	.256	93	371	59	95	15	6	46	52	118	10	4	0	0.000	
									Reno	.317	73	249	43	79	1	0	0	33	35	59	6	3	1.019	
									Sacramento	.289	13	45	5	13	1	0	0	4	3	5	8	0	1	0.000

# HOW THE 2019 ANGELS WERE BUILT



## (40-MAN ROSTER; HOW ORIGINALLY ACQUIRED BY LAA)

### AMATEUR FREE AGENT DRAFT (9)

Player	Draft	Phase	Round
RHP Justin Anderson	2014	Regular	14th
RHP Cam Bedrosian	2010	Regular	1st (29th overall)
OF Kole Calhoun	2010	Regular	8th
INF David Fletcher	2015	Regular	6th
OF Michael Hermosillo	2013	Regular	28th
RHP Jake Jewell	2014	Regular	5th
RHP Keynan Middleton	2013	Regular	3rd
OF Mike Trout	2009	Regular	1st (25th overall)
INF Taylor Ward	2015	Regular	1st (26th overall)

### SIGNED AS MAJOR LEAGUE FREE AGENT (7)

Player	Previous Organization	Date
RHP Cody Allen	Cleveland	Jan. 20, 2018
INF Justin Bour	Philadelphia	Dec. 15, 2018
RHP Trevor Cahill	Oakland	Dec. 20, 2018
INF Zack Cozart	Cincinnati	Dec. 15, 2017
RHP Matt Harvey	Cincinnati	Dec. 21, 2018
C Jonathan Lucroy	Oakland	Dec. 29, 2018
INF Albert Pujols	St. Louis	Dec. 10, 2011

### SIGNED AS NON-DRAFTED/MINOR LEAGUE /INTERNATIONAL FREE AGENT (4)

Player	Previous Organization	Date
RHP Jaime Barria	None	April 11, 2013
RHP Taylor Cole	Toronto	March 5, 2018
RHP/DH Shohei Ohtani	Nippon-Ham (Japan)	Dec. 9, 2017
LHP Jose Suarez	None	July 3, 2014

### ACQUIRED VIA TRADE (16)

Player	From	Date	For
C Jose Briceño	Atlanta (with A. Simmons)	Nov. 12, 2015	INF Erick Aybar, LHP Sean Newcomb, RHP Chris Ellis & Cash
RHP Ty Buttrey	Boston (with W. Jerez)	July 30, 2018	INF Ian Kinsler and cash
RHP Jesus Castillo	Chicago (N.L.)	Aug. 1, 2016	RHP Joe Smith
RHP Luis García	Philadelphia	Dec. 6, 2018	LHP Jose Alvarez
RHP John Curtiss	Minnesota	Jan. 15, 2019	INF Daniel Ozoria
LHP Andrew Heaney	Los Angeles (N.L.)	Dec. 11, 2014	INF Howie Kendrick
LHP Williams Jerez	Boston (with T. Buttrey)	July 30, 2018	INF Ian Kinsler and cash
INF Tommy La Stella	Chicago (N.L.)	Nov. 29, 2018	PTBNL (Conor Lillis-White)
RHP Luis Madero	Arizona	July 31, 2017	RHP David Hernandez
RHP Felix Peña	Chicago (N.L.)	Oct. 9, 2017	PTBNL or cash
LHP Dillon Peters	Miami	Nov. 21, 2018	RHP Tyler Stevens
INF Luis Rengifo	Tampa Bay	March 20, 2018	C.J. Cron (Feb. 17, 2018)
INF Andrelton Simmons	Atlanta (with J. Briceño)	Nov. 12, 2015	INF Erick Aybar, LHP Sean Newcomb, RHP Chris Ellis & Cash
LHP Tyler Skaggs	Arizona (with H. Santiago)	Dec. 10, 2013	OF Mark Trumbo & RHP A.J. Schugel
RHP Nick Tropeano	Houston (with C. Perez)	Nov. 5, 2014	C Hank Conger
OF Justin Upton	Detroit	Aug. 31, 2017	RHP Grayson Long & RHP Elvin Rodriguez

### CLAIMED OFF WAIVERS (5)

Player	Previous Organization	Date
RHP/UTL Kaleb Cowart	Detroit	Feb. 23, 2019
RHP JC Ramírez	Cincinnati	June 26, 2016
RHP Noé Ramírez	Boston	Aug. 18, 2017
RHP Hansel Robles	New York (N.L.)	June 23, 2018
C Kevan Smith	Chicago (A.L.)	Oct. 26, 2018





# 2019 NUMERICAL ROSTER

## PLAYERS REPORTING TO SPRING TRAINING (65 AS OF 2/23/19)

2	SIMMONS, ANDRELTON	INF	46	JENNINGS, DAN**	LHP
3	WARD, TAYLOR	C	47	CANNING, GRIFFIN**	RHP
5	PUJOLS, ALBERT	INF	48	PUELLO, CÉSAR**	INF
6	FLETCHER, DAVID	INF	49	ALMONTE, MIGUEL**	RHP
7	COZART, ZACK	INF	51	BARRIA, JAIME	RHP
8	UPTON, JUSTIN	OF	52	PETERS, DILLON	LHP
9	LA STELLA, TOMMY	INF	53	CAHILL, TREVOR	RHP
10	BRICEÑO, JOSÉ	C	54	HUDSON, DANIEL**	RHP
13	GARNEAU, DUSTIN**	C	56	CALHOUN, KOLE	OF
16	PARKER, JARRETT**	OF	57	ROBLES, HANSEL	RHP
17	OHTANI, SHOHEI	RHP/DH	59	ADELL, JO**	OF
19	TOVAR, WILFREDO**	INF	64	PEÑA, FÉLIX	RHP
20	LUCROY, JONATHAN	C	65	JEWELL, JAKE	RHP
21	HERMOSILLO, MICHAEL	OF	66	RAMÍREZ, JC	RHP
22	COWART, KALEB	RHP/UTL	67	COLE, TAYLOR	RHP
23	MEYER, ALEX**	RHP	70	SNOW, FORREST**	RHP
24	RAMÍREZ, NOÉ	RHP	71	CASTILLO, JESUS	RHP
25	BOURJOS, PETER**	OF	73	MADERO, LUIS	RHP
27	TROUT, MIKE	OF	72	SUAREZ, JOSÉ	LHP
28	HEANEY, ANDREW	LHP	75	WALSH, JARED**	LHP/INF
31	BUTTREY, TY	RHP	78	RHOADES, JEREMY**	RHP
32	BEDROSIAN, CAM	RHP	81	LUND, BRENNON**	OF
33	HARVEY, MATT	RHP	84	RENGIFO, LUIS	INF
35	TROPEANO, NICK	RHP	85	THAISS, MATT**	INF
36	JEREZ, WILLIAMS	LHP	87	JONES, JAHMAI**	INF
37	ALLEN, CODY	RHP	89	MARSH, BRANDON**	OF
38	ANDERSON, JUSTIN	RHP	90	RAMSEY, MATT**	RHP
39	BARD, LUKE**	RHP	95	PEÑA, ROBERTO**	C
40	GARCÍA, LUIS	RHP	96	PIÑA, KEINNER**	C
41	BOUR, JUSTIN	INF	97	LEON, JULIAN**	C
43	CURTISS, JOHN	RHP	98	KRUGER, JACK**	C
44	SMITH, KEVAN	C	99	MIDDLETON, KEYNAN	RHP
45	SKAGGS, TYLER	LHP		** Non-Roster Invitees (24)	

2019 ROSTER

### PRONUNCIATIONS

JAIME (HI-may) BARRIA (bar-EE-uh)

Jose BRICEÑO (Bree-SEN-yo)

Ty BUTTREY (butt-TREE)

SHOHEI (show-HEY) OHTANI (oh-TAWN-ee)

JESUS (HEY-soos) Castillo

Dustin GARNEAU (GARR-noh)

Andrew HEANEY (HEE-nee)

Michael HERMOSILLO (HER-mo-SEE-yo)

Williams JEREZ (her-EHZ)

JAHMAI (juh-MY) Jones

Jack KRUGER (CREW-gur)

Julian LEON (LAY-own)

Jonathan LUCROY (LEW-croy)

LUIS (lou-EES) MADERO (muh-DARE-oh)

KEINNER (KAY-NER) PIÑA (PEEN-ya)

CÉSAR (SAY-zahr) PUELLO (PWAY-oh)

NOÉ (no-EH) Ramirez

Luis RENGIFO (ren-HE-foe)

HANSEL (HAND-sol) ROBLES (ROBE-lace)

ANDRELTON (ANN-drull-ton) Simmons

José SUAREZ (SWAR-ez)

Matt THAISS (like 'ice')

Nick TROPEANO (troh-PEE-ah-NO)

### IN-SEASON BIRTHDAYS (40-MAN & MANAGER/COACHES)

#### March

1st - Trevor Cahill

27th - Matt Harvey

31st - Ty Buttrey

#### April

5th - John Curtiss

14th - Brad Ausmus

15th - Luis Madero

#### May

16th - Jake Jewell;

Williams Jerez

19th - Josh Paul

28th - Justin Bour

31st - Andrew Bailey;

David Fletcher

#### June

2nd - Kaleb Cowart

3rd - José Molina

5th - Andrew Heaney

6th - Jesús Feliciano

13th - Jonathan Lucroy

15th - Jeremy Reed

28th - Kevan Smith

#### July

5th - Shohei Ohtani

13th - Tyler Skaggs

18th - Jaime Barria

24th - Shawn Wooten

#### August

2nd - Parker Bridwell

7th - Mike Trout

12th - Zack Cozart

13th - Hansel Robles

16th - JC Ramirez

25th - Justin Upton

27th - Jesus Castillo;

Nick Tropeano

31st - Dillon Peters

#### September

4th - Andrelton Simmons

12th - Keynan Middleton

19th - José Briceño

28th - Justin Anderson

#### October

2nd - Cam Bedrosian

14th - Kole Calhoun

31st - Mike Gallego

# MINOR LEAGUE SYSTEM



Jo Adell is ranked by *Baseball America* as the Angels top prospect and the #6 prospect in all of baseball



# MINOR LEAGUE INSTRUCTORS

FIELD COORDINATOR .....	Chad Tracy
FIELD COORDINATOR, LATIN AMERICAN .....	Humberto Miranda
COORDINATOR, LATIN AMERICAN OPERATIONS .....	Michael Noboa
PITCHING COORDINATOR .....	Matt Wise
ASSISTANT PITCHING COORDINATOR .....	Buddy Carlyle
PITCHING ANALYST .....	Jordan Oseguera
HITTING COORDINATOR .....	Damon Mashore
COORDINATOR, HITTING ANALYSIS .....	Ryan Parker
INFIELD COORDINATOR .....	Hainley Statia
OUTFIELD & BASE RUNNING COORDINATOR .....	Chris Constantine
CATCHING COORDINATOR .....	Eddy Rodriguez
SPECIAL ASSIGNMENT CATCHING INSTRUCTOR .....	Bill Lachemann
MEDICAL COORDINATOR .....	Geoff Hostetter
REHAB COACH .....	Kernan Ronan
REHAB COORDINATOR .....	Andrew Hawkins
STRENGTH & CONDITIONING COORDINATOR .....	Daniel Escobar
RETURN TO PERFORMANCE STRENGTH & CONDITIONING COORDINATOR .....	Dylan Cintula
MANAGER, MINOR LEAGUE EQUIPMENT & ARIZONA OPERATIONS .....	Brett Crane
ASSISTANT, CLUBHOUSE & EQUIPMENT, ARIZONA COMPLEX .....	Aaron Wiedeman
ASSISTANT, ARIZONA OPERATIONS & CLUBHOUSE .....	Scott Newman
MINOR LEAGUE VIDEO COORDINATOR .....	Ryan Dundee

## MINOR LEAGUE AFFILIATES

### SALT LAKE BEES

#### CLASS AAA — PACIFIC COAST LEAGUE

SMITH'S BALLPARK  
77 West 1300 South  
Salt Lake City, UT 84115  
(801) 350-6900  
(801) 485-6818 FAX  
[www.slbees.com](http://www.slbees.com)

Owner .....	Gail Miller
President/General Manager .....	Marc Amicone
Sr. Vice President of Communications .....	Frank Zang
Director of Broadcasting .....	Steve Klauke
Communications Manager .....	Kraig Williams
Manager .....	Lou Marson
Pitching Coach .....	Pat Rice
Hitting Coach .....	Brian Betancourth
Defensive Coach .....	Ray Olmedo
Trainer .....	Brian Reinker
Strength and Conditioning Coach .....	Adam Smith
2018 Record: .....	71-68 (2nd place)



### MOBILE BAYBEARS

#### CLASS AA — SOUTHERN LEAGUE

HANK AARON STADIUM  
755 Bolling Brothers Blvd.  
Mobile, AL 36606  
(251) 479-2327  
(251) 476-1147 FAX  
[www.mobilebaybears.com](http://www.mobilebaybears.com)

General Manager .....	Ken Clary
Broadcasting & Media Relations .....	Steve Goldberg
Manager .....	David Newhan
Pitching Coach .....	Jairo Cueva's
Hitting Coach .....	Matt Spring
Defensive Coach .....	Dylan Mazzo
Trainer .....	Matt Morrell
Strength and Conditioning Coach .....	Jon Hill
2018 Record: .....	66-70 overall (4th place); 37-31 in 1st half, 29-39 in 2nd half (4th place)



### INLAND EMPIRE 66ERS

#### CLASS A — CALIFORNIA LEAGUE

SAN MANUEL STADIUM  
280 South E. Street  
San Bernardino, CA 92401  
(909) 888-9922  
(909) 888-5251 FAX  
[www.66ers.com](http://www.66ers.com)

Co-Owner .....	Dave Elmore
Co-Owner .....	Donna Tuttle
General Manager .....	Joe Hudson
Director of Broadcasting .....	Steve Wendt
Manager .....	Ryan Barba
Pitching Coach .....	Michael Wuertz
Hitting Coach .....	Derek Fiorko
Defensive Coach .....	Todd Cunningham
Trainer .....	Yusuke Takahashi
Strength and Conditioning Coach .....	Ryan Orr
2018 Record: .....	67-73 overall; 33-37 in 1st half (3rd place), 34-36 in 2nd half (3rd place)



# MINOR LEAGUE AFFILIATES



## BURLINGTON BEES

### CLASS A — MIDWEST LEAGUE

**COMMUNITY FIELD**  
2712 Mt. Pleasant St.  
Burlington, IA 52601  
(319) 754-5705  
(319) 754-5882 FAX  
www.gobees.com



President	.....	Dave Walker
General Manager	.....	Chuck Brockett
Director of Broadcasting & Media Relations	.....	Michael Broskowski
Manager	.....	Jack Howell
Pitching Coach	.....	Jonathan Van Eaton
Hitting Coach	.....	Will Bradley
Defensive Coach	.....	Trevor Nyp
Trainer	.....	Nick Faciana
Strength and Conditioning Coach	.....	Omar Porras
Video Manager	.....	Bryan Rogers
2018 Record:	.....	50-84 overall; 30-39 in 1st half (8th place), 20-45 in 2nd half (8th place)

## OREM OWLZ

### ADVANCED ROOKIE — PIONEER LEAGUE

**HOME OF THE OWLZ**  
970 West University Parkway  
Orem, UT 84058  
(801) 377-BALL (2255)  
(801) 377-2345 FAX  
www.oremowlz.com



Owners	.....	Jeff & Jyll Katofsky
General Manager	.....	Rick Berry
Assistant General Manager	.....	Julie Hatch
Manager	.....	Jack Santora
Pitching Coach	.....	Brian Garman
Pitching Coach	.....	Tanner Reklaitis
Hitting Coach	.....	Ryan Sebra
Hitting Coach	.....	Casey Shaw
Trainer	.....	Alex Silcott
Strength and Conditioning	.....	James Roberts
2018 Record:	.....	22-54 overall; 12-16 in 1st half (4th place), 10-28 in 2nd half (4th place)

## TEMPE ANGELS

### ROOKIE — ARIZONA LEAGUE

**MINOR LEAGUE COMPLEX**  
2225 West Westcourt Way  
Tempe, AZ 85282  
(480) 858-7555  
(480) 858-7550 FAX



Operations Manager	.....	Brett Crane
Manager	.....	Dave Stapleton
Pitching Coach	.....	Tyler Anderson
Pitching Coach	.....	Jon Watson
Hitting Coach	.....	Daniel Ortega
Hitting Coach	.....	Tyler Jeske
Trainer	.....	Maranda Huff
Strength and Conditioning	.....	Andrea Nuñez
2018 Record:	.....	16-38 overall; 8-20 in 1st half (6th place), 8-18 in 2nd half (6th place)

## SAN PEDRO DE MACORIS ANGELS

### ROOKIE — DOMINICAN SUMMER LEAGUE

**ANGELS DOMINICAN COMPLEX**  
El Peñon, San Pedro de Macoris, DR  
(809) 591-1785



Administrator	.....	Fausto Betances
Manager	.....	Hector De La Cruz
Pitching Coach	.....	Jose Marte
Assistant Pitching Coach	.....	Enrique Gonzalez
Hitting Coach	.....	Raywilly Gomez
Assistant Hitting Coach	.....	Anel De Los Santos
Catching Coach	.....	Sandy Martinez
Infield Coach	.....	Berbani Martinez
Outfield Coach	.....	Juan Zapata
Trainer	.....	Rafael Abreu
Strength and Conditioning	.....	Edison Oviedo & Chris Rodriguez
Clubhouse Assistant	.....	Nelson Miguel
2018 Record:	.....	21-51 overall (8th place)

MINOR LEAGUE





# MINOR LEAGUE MANAGERS



## RYAN BARBA SINGLE-A INLAND EMPIRE

Barba begins seventh season in the Angels organization and second as manager of Inland Empire...2019 represents second season in a managerial role...In first season at helm of the 66ers, led Club to 67-73 mark, finishing fourth in the Cal League South division. Previously was the hitting coach for Double-A Mobile (2017), Single-A Inland Empire (2016), Single-A Burlington (2015), Rookie-level Orem (2014) and the AFL Angels (2013)... Prior to professional coaching debut, was an assistant coach in 2011 and 2012 at alma mater, the University of New Mexico...Played four minor league seasons with the Brewers (2006-07) and Braves (2009-10)...Middle infielder tallied a career .205 (157/766) average with 34 doubles, four triples, three home runs and 71 RBI in 242 minor league games...Signed with the Brewers as a non-drafted free agent prior to the 2006 season...Between stints with the Brewers and Braves, played one season (2008) of independent league baseball with the Yuma Scorpions of the Golden Baseball League...Attended the University of New Mexico after prepping at Chatsworth High School (CA).

## BARBA'S MANAGERIAL RECORD

Year	Club	League	Won	Lost	Pct.	Finish
2018	Inland Empire	California	67	73	.479	4th



## HECTOR DE LA CRUZ DOMINICAN SUMMER LEAGUE

Hector De La Cruz begins his fourth season in Angels organization as manager of DSL Angels...Across the three seasons, DSL Angels have combined to post a 95-117 (.448) record...During 2018 campaign, the Halos went 21-51 (.292) finishing last in the South division...In 2017, Club went 35-35 for a fourth place finish in the South division...DSL Angels finished at .500 or better in consecutive seasons for the first time since 2012 and 2013...Led Angels to 39-31 record in 2016 in first year as skipper, marking first winning season for DSL Angels since 2013...The .557 win percentage in 2016 was highest for any Angels affiliate club...Coached in Dominican Winter League with Gigantes del Cibao (2012) and Estrellas Orientales (2013-14)...Spent 13 seasons coaching in Arizona Diamondbacks system, including seven years as a manager...Prior to 2016, last managed with Arizona Summer League D-backs in 2012...Spent two seasons (2010-11) at the helm of Rookie-level Missoula in Pioneer League and two years (2008-09) managing Double-A Mobile...In 2007, led Adv-A Visalia to California League North Division Championship and swept Modesto in first round of playoffs before losing to San Jose in Championship Series...Won Pioneer League Championship in 2006 as manager at Missoula...Served as hitting coach with Single-A South Bend from 2003-04...Was hitting coach with Missoula in 2002...Began coaching career for DSL D-backs in 2000...Played seven seasons in Toronto Blue Jays system from 1984-90...Played in five games during 1991 season with Yomiuri Giants in Japanese Central League...Ended playing career in Mexican League in 1999.

## DE LA CRUZ'S MANAGERIAL RECORD

Year	Club	League	Won	Lost	Pct.	Finish
2006	Missoula	Pioneer	42	34	.553	2nd
2007	Visalia	California	77	63	.550	1st*
2008	Mobile	Southern	58	79	.423	5th
2009	Mobile	Southern	66	74	.471	3rd
2010	Missoula	Pioneer	28	47	.373	4th
2011	Missoula	Pioneer	41	35	.539	3rd*
2012	Diamondbacks (DSL)	Dominican Summer	27	29	.482	4th
2016	Angels (DSL)	Dominican Summer	39	31	.557	3rd
2017	Angels (DSL)	Dominican Summer	35	35	.500	4th
2018	Angels (DSL)	Dominican Summer	21	51	.292	8th
<b>TOTALS (10 seasons)</b>			<b>434</b>	<b>478</b>	<b>.476</b>	

\*Reached playoffs

MINOR LEAGUE





## JACK HOWELL SINGLE-A BURLINGTON

Former Angels infielder Jack Howell returns for his fourth season with the Halos organization and second as manager of the Bees...During first season as manager of Burlington, saw Club go 50-84 (.373)...Was the organization's Field Coordinator in 2016 and 2017 after spending the previous four years (2012-15) as Field Coordinator for the Seattle Mariners...In 2011, held title of minor league hitting coordinator in the Florida Marlins system...Worked in Arizona Diamondbacks organization for nine seasons (2002-10) including two seasons as the Major League hitting coach (2009-10)...Served as Diamondbacks Minor League Field Coordinator from 2005-08 after a season as the Minor League Hitting Coordinator in 2004...Was hitting coach at Triple-A Tucson in 2003...Managed Adv-Rookie Missoula in Pioneer League in 2002, leading the Osprey to a 35-41 record...Had an 11-year Major League playing career with Angels (1985-91, '96-97), Padres (1991) and Astros (1998-99)...Hit .239 (632/2639) with 108 home runs and 337 RBI in 941 career MLB games...Played four seasons in Japan with Yakult (1992-94) and Yomiuri (1995) and hit 100 home runs, including a league-leading 38 homers in 1992 for the Swallows...Was named the Nippon Professional Baseball Central League MVP in 1992, becoming one of four American-born players to win the award...In 1993 helped lead Yakult to Japan Series championship...Originally signed by Angels in 1983 as a non-drafted free agent out of the University of Arizona where he played one season, following two years at Pima Community College (Tucson)...Howell is a member of the University of Arizona Sports Ring of Honor...His father Jack Sr., played basketball at the University of Arizona from 1948-52 and helped lead the Wildcats to three postseason appearances...His mother, Melba, is in the Pima County (AZ) Sports Hall of Fame as a bowler...A native of Tucson, AZ, Howell now resides in Show Low, AZ with his wife, Kelly...He has four children, Joshua (Lori), Dallas, Hunter and Haley and two grandchildren, Keira and Easton...Jack and Kelly Howell host a Celebrity Golf Tournament each year raising support for Tucson Alliance for Autism (TAFA) in honor of their daughter Haley.

## HOWELL'S MANAGERIAL RECORD

Year	Club	League	Won	Lost	Pct.	Finish
2002	Missoula	Pioneer	35	41	.461	T6th
2018	Burlington	Midwest	50	84	.373	8th
<b>TOTALS (2 seasons)</b>			<b>85</b>	<b>125</b>	<b>.405</b>	



## LOU MARSON TRIPLE-A SALT LAKE

Former big league catcher enters third season in the Angels organization, second as a manager and first in Triple-A...In 2018, manned the helm of Double-A Mobile and guided the BayBears to a 66-70 record, a two-win improvement over 2017...During the first half, Mobile recorded winning records at home (18-15), away (19-16) and against division opponents (22-18)...In 2017, held title of hitting coach for the Halos' Triple-A Salt Lake Bees...Under tutelage, saw several Bees hit over .300 that season including Carlos Perez, Shane Robinson, Ramon Flores and Kaleb Cowart...Retired from baseball in 2016 following a six-year big league career with the Indians and Phillies...Compiled a career .219 (168/768) average with 39 doubles, four triples, five home runs and 60 RBI across 261 Major League games...Signed with the Angels as a free agent Feb. 8, 2016 before retiring.

## MARSON'S MANAGERIAL RECORD

Year	Club	League	Won	Lost	Pct.	Finish
2018	Mobile	Southern	66	70	.485	4th





# MINOR LEAGUE MANAGERS



## DAVID NEWHAN DOUBLE-A MOBILE

Begins third season with the Angels organization and first as manager of Double-A Mobile...2018 will mark first in a managerial role...Joined the Angels in 2017 as Infield Coordinator, a position he held for two years, after spending the previous two years (2015-16) as the Assistant Hitting Coach for the Detroit Tigers...During 2016, worked with former Angel Cameron Maybin in a season which the outfielder saw his batting average improve from .267 in 2015 to .315 in 2016...In first season as Assistant Hitting Coach for the Tigers, Miguel Cabrera won the American League's batting crown with a .338 batting average...Prior to big league coaching stint, was the manager of the 2014 Single-A Vermont Lake Monsters...Served as the Hitting Coach for the San Diego's Single-A Lake Elsinore Storm from 2011-13...Played 14 seasons of professional baseball, including part of eight seasons with the Padres (1999-2000), Phillies (2000-01), Orioles (2004-06), Mets (2007) and Astros (2008)...He and wife, Karen, reside in Vista, CA with their two children, Nico and Gianna...Father, Ross Newhan, a former columnist for the Long Beach Press-Telegram and Los Angeles Times, was awarded the 2000 J.T. Taylor Spink Award by the National Baseball Hall of Fame.



## JACK SANTORA ROOKIE LEVEL OREM

Jack Santora begins his third season in the Angels organization and second as manager of the Orem Owlz...In 2018, made his professional managerial debut and saw Owlz finish with a 22-54 record...Spent the 2017 campaign with Single-A Burlington as a defensive coach...Prior to coaching career, spent eight seasons (2007-13 & 2016) playing in the Italian Baseball League for Telemarket Rimini and T&A San Marino... Played six seasons in the minor leagues for Arizona (1999-02), San Diego (2003) and Philadelphia (2004)...Finished the 2003 season playing independent baseball for the Newark Bears of the Atlantic League...Was a member of the Italian National Team for the 2006, 2010 and 2013 World Baseball Classics...Originally drafted by the Arizona Diamondbacks in the 19th round of the 1999 First-Year Player Draft out of UCLA...Was college teammates with former Angel Troy Glaus...Prepped at Monterey High School (CA).

## SANTORA'S MANAGERIAL RECORD

Year	Club	League	Won	Lost	Pct.	Finish
2018	Orem	Pioneer	22	54	.289	4th



2019 will mark Double-A Mobile's final season at Hank Aaron Stadium

MINOR LEAGUE



## DAVE STAPLETON ROOKIE LEVEL TEMPE

Dave Stapleton enters his sixth season in Angels organization and third as manager in the Arizona Summer League...2018 AZL Angels finished season with a 16-38 record In first campaign at helm of the AZL Angels, Club won 30 games and finished second in the East Division...Managed Orem in Pioneer League in 2014, 2015 and 2016...In 2016, led Orem to Pioneer League Championship with sweep of Billings in Championship Series...In 2015, led Owlz to a 24-14 first-half record, winning the first-half title but fell in the Pioneer League South division playoff series...Guided Owlz to a 42-33 record and a playoff berth in 2014, where Owlz were defeated by Billings in the Championship Series...Previously coached his alma mater Grand Canyon University for 17 seasons, including more than 10 years as head coach with a 256-290 (.469) record with the Antelopes...The GCU softball stadium, Stapleton-Pierson Stadium, is partially named after him...Spent six seasons in the Milwaukee Brewers organization as a left-handed relief pitcher from 1984-89...Pitched 10 Major League games for Milwaukee (1987-88), finishing with a 2-0 record and 3.81 (28.1 IP - 12 ER) career ERA...In 1987, across Double-A, Triple-A and the Majors, went 13-3 with a 3.68 ERA...Lives in Arizona with wife, Patti, and their two kids, Kadi and Dakota.

## STAPLETON'S MANAGERIAL RECORD

Year	Club	League	Won	Lost	Pct.	Finish
2014	Orem	Pioneer	42	33	.560	2nd*
2015	Orem	Pioneer	41	35	.539	2nd*
2016	Orem	Pioneer	38	38	.500	#T2nd*
2017	AZL Angels	Arizona	30	26	.536	2nd
2018	AZL Angels	Arizona	16	38	.296	6th
<b>TOTALS (4 Seasons)</b>			<b>167</b>	<b>170</b>	<b>.496</b>	
#Won League Championship		*Reached playoffs				

## CONGRATULATIONS BOBBY!

Bobby Knoop, an All-Star role model for the Angels on and off the field both as a player and a coach, announced his retirement this Spring after 53 years in professional baseball. One of the original Angels stars during the team's first decade of existence, he was a four-time recipient of the Owner's Trophy, presented annually to the Club's Most Valuable Player. When his playing career concluded, Knoop managed two seasons in the Angels farm system, before spending 18 campaigns as a Major League coach from 1979-1996. His final stint with the organization as a Special Assignment Infield Coach stretched from 2013-2018. His passion for baseball is well-known throughout the industry and his knowledge of the game and opinions has been sought out from across the spectrum of front office personnel, players and staff. He remains one of baseball's true gentlemen, whose sage advice, heartfelt opinions and love of the game continues to be respected across the generations.



## MARA FORCEY AWARD

The Mara Forcey Award recognizes a member of the minor league staff for their outstanding dedication to the organization.

The award is named after an Angels staff member who lost her battle with cancer in 1993. Forcey was a model employee and friend to all.

**2018 Mara Forcey Award Winner: Chad Tracy**





# MINOR LEAGUE STAFF



## **BUDDY CARLYLE** *ASSISTANT PITCHING COORDINATOR*

Nine-year Major League veteran, Buddy Carlyle enters third season in the Angels organization and second as Assistant Pitching Coordinator...Was Double-A Mobile's pitching coach during the 2017 campaign...During the season, worked with future Angels Eduardo Paredes and Parker Bridwell...In 2016, made coaching debut after being hired by the Atlanta Braves as an assistant coach and manager of replay review protocol...Retired from baseball prior to the 2016 season...Appeared in 150 career games with the Padres, Dodgers, Braves, Yankees and Mets going 13-13 with 5.14 ERA...Also saw action across four different seasons in Japan (2001, 2002 and 2010) and Korea (2006)...Originally drafted by the Cincinnati Reds in the second round of the 1996 draft.



## **CHRIS CONSTANTINE** *OUTFIELD, BASE RUNNING & BUNTING COORDINATOR*

Constantine joins Angels organization in 2019 following four seasons as an assistant coach for the Orleans Firebirds of the Cape Cod League...Club is based in Orleans, Massachusetts...Has also made coaching stints with Winston-Salem State University, University of Maryland, Eastern Shore and the United States Naval Academy...During time with the Midshipmen, team won back-to-back Patriot League championships... During '16 campaign, Naval Academy notched its first victory in NCAA Tournament in over 10 years...Played collegiate baseball for Winston-Salem State University and was named a 2012 USCAA Academic All-American... Played two seasons of Independent League baseball in the Pecos League following college career...Appeared with the Taos Blizzard (Taos, NM) in 2013 and Douglas Diablos (Douglas, AZ) in 2014.

MINOR LEAGUE



## **BILL LACHEMANN** *SPECIAL ASSIGNMENT CATCHING COORDINATOR*

Returns for 35th season in Angels organization (since 1985) and 16th as Angels' Special Assignment Catching Coordinator...Spent two seasons as coach at Salt Lake (2001-02) and two seasons at Erie (1999-2000)...Managed rookie-level Butte for two seasons (1997-98), compiling 56-92 record...Served as bullpen coach for Angels in 1995 and 1996, joining brother Marcel Lachemann's staff, Sept. 22, 1994...Bill has also guided Angels affiliates in Mesa (1990-94), Palm Springs (1987-89) and Quad Cities (1985-86)...Led Palm Springs to first half title in 1988...Before joining Angels organization, spent nine seasons as minor league coach with San Francisco (1976-84)...Coached at Great Falls (1976-81), Fresno (1982) and Clinton (1983-84)...Played six minor league seasons (1955-61) in Dodgers organization...In 1982, played in one game as back-up catcher with Fresno in first playing appearance in 19 years and handled one putout while not recording a plate appearance...Graduated from College of Great Falls (MT) in 1971 with bachelor's degree in teaching...Earned All-City honors as catcher at Dorsey High in Los Angeles (CA), where he was a teammate of Hall of Fame manager Sparky Anderson... Brother Marcel is Angels' Special Assistant to the General Manager and brother Rene was a former manager of the Marlins, Brewers and Mariners...Bill has three children (Colleen, Bill and Tim)...Resides in Great Falls, MT...Full name is William Charles Lachemann.



## **DAMON MASHORE** *HITTING COORDINATOR*

Former Angel outfielder and minor league coach returns to the organization in 2019...During 2017 and 2018 campaigns, was the Rangers minor league base running coordinator...Worked in the Dodgers organization from 2012-16...During time with Los Angeles, worked as the organization's roving hitting instructor (2015-16) and base running coordinator (2012-14)...Coached for the Halos organization from 2008-11 in various capacities...Served as interim manager for Single-A Inland Empire in 2011 replacing Tom Gamboa...Was the Inland Empire hitting coach from 2009-11 after holding the same role with Single-A Cedar Rapids in 2008...Made managerial debut with Arizona's Single-A Missoula in 2007...Club finished with a 26-50 record...Began coaching career with Arizona, working as a hitting coach with Single-A High Desert in 2003, Double-A El Paso in 2004 and Single-A Lancaster in 2005 and 2006...A former 9th round draft pick by the Oakland A's in 1991, went on to play three big league seasons with the A's (1996-97) and Angels (1998), batting a combined .249 (120/482) with 23 doubles, three triples, eight home runs and 41 RBI...Resides in Eagle, ID and has two children Tevis and Dalton...Brother Justin was the assistant hitting coach for the Rangers in 2018... Father Clyde played in 241 big league games with the Reds and Expos from 1969-73.



## **EDDY RODRIGUEZ** *CATCHING COORDINATOR*

Former professional catcher makes his coaching debut in 2019 as the organization's roving catching coordinator...Since retiring from baseball in late 2017, has been working for an Orlando-based baseball analytics company called Datraks Pro...Spent 12 years playing professional baseball in the Reds, Padres, Rays and Yankees organizations...Made Major League debut the Padres Aug. 2, 2012 vs. the Club who drafted him, the Cincinnati Reds...Went 1-for-5 with a home run and one RBI in two career big league games...Retired from baseball after being granted free agency by the Yankees, Nov. 6, 2017...Played three seasons at the University of Miami.



## **KERNAN RONAN** *REHAB COACH*

Begins 31st season with the Angels and third with title of Rehab Coach...Spent four years as Angels Rehab Pitching Coordinator...Previous six seasons was the organization's Roving Pitching Coordinator...Winner of 2009 Mara Forcey Award for Minor League Employee of the Year, given to member of staff for outstanding commitment and dedication...Spent 2005 and 2006 as pitching coach for Single-A Cedar Rapids...Previously was pitching coach at Double-A Arkansas (2004), Rookie-level Provo (2002-03), Single-A Rancho Cucamonga (2001), Single-A Lake Elsinore (1998-2000), Rookie-level Butte (1997), Double-A Midland (1991-96) and Single-A Palm Springs (1989-90)...Before joining Angels, he coached one season (1987) at South Mountain Community College...Played five seasons in Giants organization (1981-1985) after being selected in 18th round of 1981 June amateur draft...Pitched two seasons (1980-81) at Northern Arizona University and two seasons (1978-79) at Glendale Community College...Also played quarterback for Glendale football team one season...Earned business degree from Arizona State University in 1989...Attended Brophy Prep School in Phoenix, AZ...Served as pitching coach for 2005 Surprise Scorpions in Arizona Fall League...Has also coached winter leagues in Dominican Republic, Venezuela and Mexico...Resides in Phoenix, AZ with wife, Diane.





# MINOR LEAGUE STAFF



## **HAINLEY STATIA** INFIELD COORDINATOR

Former Angels farmhand returns to the Angels organization's roving infield coordinator...During the 2017 and 2018 seasons, was hitting coach for Milwaukee's Single-A Wisconsin Timber Rattlers...Made coaching debut in 2016 as the hitting coach for the Arizona League Brewers...The Curacao native was initially drafted by the Angels in the 9th round of the 2004 draft and played six seasons in the Halo system, reaching as high as Triple-A Salt Lake in 2010...Named as a Mid-Season All-Star in 2006 with Cedar Rapids and 2007 with Rancho Cucamonga...After becoming a minor league free agent prior to the 2011 season, signed with the Milwaukee Brewers and played four more minor league seasons before retiring.



## **CHAD TRACY** FIELD COORDINATOR

2019 marks fifth season in the Angels organization and second as Field Coordinator...Managed Single-A (Adv.) Inland Empire in 2016 and 2017 after making managerial debut in 2015 with Single-A Burlington...2017 66ers went 65-70 and finished third in the South Division...Club's .265 team average ranked second in the California League...In 2015, during first stint as a manager with Burlington, went 63-76 and managed future big leaguers Keynan Middleton and Eduardo Paredes...Originally drafted by Texas in the third round of the 2006 First-Year Player Draft out of Pepperdine University, he spent six seasons in the Rangers system and played at the Triple-A level with Oklahoma City and Round Rock in 2010 and 2011...Played the 2012 season with Rockies Triple-A affiliate Colorado Springs and started 2013 with Royals Triple-A affiliate Omaha...In his nine seasons as a professional, compiled a .267 career average with 159 home runs and 706 RBI...Is the son of Jim Tracy, who has managed 11 seasons in the Majors with the Dodgers (2001-05), Pirates (2006-07) and Rockies (2009-12) and was named National League Manager of the Year in 2009.

MINOR LEAGUE



## **MATT WISE** PITCHING COORDINATOR

Matt Wise begins his eighth season in the Angels organization and second as Pitching Coordinator...Since joining the Angels in 2012, Wise has held various pitching coach roles throughout the organization...During 2017 season, was the organization's Pitching Programs Coordinator...In 2016, Wise returned to his role as Co-Pitching Coach of the Arizona League Angels where he saw his Club fashion a collective 3.48 ERA (497 IP - 192 ER)...Was promoted to Pitching Coach for Single-A Inland Empire from 2014-15, where he worked with future Halos Cam Bedrosian, Mike Morin and Greg Mahle...Began professional coaching career as Pitching Coach for the Arizona League Angels where he held the role for both the 2012 and 2013 campaigns...Appeared in parts of eight big league seasons after being drafted by the Angels in the sixth round of the 1997 First-Year Player Draft...Made appearances across three different seasons with the Angels from 2000-02, including seven regular season games during the Club's 2002 World Series run...Also played four years with Milwaukee (2004-07) and one season with the Mets (2008) before retiring from baseball prior to the 2009 season...Played college baseball for both Cal State Fullerton and Pepperdine University and prepped at Bonita High School (28 miles East of Angel Stadium).

# 2018 MINOR LEAGUE REVIEW



The Angels' farm system concluded the 2018 season with a 313-438 (.417) record overall. 14 Angels' minor leaguers were selected as Mid-Season All-Stars for their respective leagues. Jo Adell was selected as a 2018 Futures Game U.S. Team participant.

**SALT LAKE BEES (71-68):** The Salt Lake Bees, led by managers Keith Johnson (Apr. 5 - Aug. 5; 61-52) and Eric Chavez (Aug. 6 - Sept. 3; 10-16), finished with a 71-68 record for a second place finish in the Pacific Southern Division of the Pacific Coast League. The 2018 campaign marked the first winning record in consecutive seasons since the 2012 & 2013 campaigns. The Salt Lake offense finished the year with a .290 batting average and 1402 hits, leading all full-season MiLB clubs in both categories. The Bees also finished as the PCL leader in home runs with 173 (ranking 3rd in MiLB) and runs scored with 824 (2nd). A total of 34 players spent time with both the Bees and the Angels in 2018.

**INF Jose Miguel Fernandez** finished with 119 hits to lead the team. His .333 batting average ranked second in the Pacific Coast League in 2018.

**OF Jabari Blash** won the Pacific Coast League home run title with 29 homers in just 83 games played. Blash won the PCL Player of the Month in April after hitting .362 (25/69) with nine home runs and 22 RBI in the first month of the season.

**OF Michael Hermosillo** became the eighth Salt Lake player to hit for the cycle on May 1 as he drove in a season-high six RBI including one of the three Bees grand slams on the season.

**MOBILE BAYBEARS (66-70):** The BayBears, led by manager Lou Marson (in his first season at Mobile) finished fourth overall in the Southern League South in its second season as the Angels' Double-A affiliate. The Club produced a 66-70 record, going 37-31 in the first half and 29-39 in the second half. During the first half, Mobile recorded winning records at home (18-15), away (19-16) and against division opponents (22-18). **Chris Morgan**, General Manager of the BayBears, was voted the 2018 Jimmy Bragan Executive of the Year.

Mobile pitched their first **combined no-hitter** since 2013 and second in BayBear history, courtesy of **Griffin Canning** (5.0 IP), **Matt Custred** (3.0 IP) and **Ryan Clark** (1.0 IP). 16 days later, the club pitched their second combined no-no of the season with stellar performances from **Griffin Canning** (4.1 IP), **Greg Mahle** (1.2 IP), **Adrian Almeida** (1.2 IP) and **Ryan Clark** (1.1 IP).

**INF Taylor Ward** posted a .345 (51/148) average for the BayBears with 51 hits, eight doubles, six home runs, 25 RBI and eight stolen bases.

**OF Brennon Lund** finished the season ranked first in at-bats (401), runs (63), hits (106), triples (6) and stolen bases (21). He also ranked in the top three in games (100), doubles (20), home runs (8), RBI (59) and walks (43). Logged first career multi-home run game and matched a career-high five RBI in a game on July 6 to help the BayBears over Jacksonville, 7-3.

**INF Jose Rojas** batted .304 (95/312) with 21 doubles, three triples, 17 home runs, 36 walks and nine stolen bases. Paced the team in home runs, doubles, RBI and total bases. Hit for his first career cycle and BayBears first cycle since 2015 on May 11, sealed by a grand slam in the 8th. Named the Southern League Batter of the Week (May 7 - 13) after going 13-for-27 (.481) with four multi-hit games, his first career cycle and hits in six of his seven games played in the span.

**RHP Griffin Canning** finished the season with a combined 3.65 ERA (113.1 IP - 46 ER) split between the Salt Lake Bees, Mobile BayBears and Inland Empire 66ers. Went 1-0 with BayBears posting a 1.97 ERA (45.2 IP - 10 ER) in 10 starts. Selected as a Southern League Mid-Season All-Star and named the Organizational Pitcher of the Month in May after posting a 0.49 ERA (18.1 IP - 1 ER) with 27 strikeouts, allowing only six hits and limiting opponents to a .098 batting average (6-for-61).

**INLAND EMPIRE 66ERS (67-73):** The Inland Empire 66ers, led by manager Ryan Barba (first season with the 66ers), finished with a 67-73 overall record, going 33-37 in the first half and 34-36 in the second half. The 66ers ranked first in triples (58) and walks (534) in the California League, as well as led the league in shutouts with 14. Eight players were recognized with individual honors by the California League, including **OF Jahmai Jones** and **C Jack Kruger** selected as Mid-Season All-Stars.

Inland Empire threw a **combined no-hitter** on May 2 from Angels hurlers' Jason Alexander (7.0 IP), Zac Ryan (1.0 IP) and Sean Issac (1.0 IP). It was the first for the 66ers since 2007 and one of three no-nos in the Angels Minor League organization for the year.

**OF Jo Adell** finished the 2018 campaign batting .290 (115/396) with 20 home runs, 32 doubles, 77 RBI and 15 stolen bases between Mobile (17 G), Inland Empire (57 G) and Burlington (25 G). Adell batted .290 (69/238) with 19 doubles, three triples, 46 runs, 12 home runs, 42 RBI and nine stolen bases with the 66ers. Named the Midwest League Batter of the Week (May 14 - 20) and California League Batter of the Week (June 11 - 17). Played with the Team USA in the All-Star Futures Game batting leadoff, and scored the go-ahead run and a sac fly to lead Team USA over the World Team, 10-6.





# 2018 MINOR LEAGUE REVIEW

**INF Jordan Zimmerman** led the team in at-bats (446), hits (103), doubles (27), RBI (60) and total bases (173). He also ranked second in runs (53) and games (111), as well as third in home runs (11) and fifth in triples (5). The Michigan State product earned the title of California League Player of the Week for June 25 - July 1, for hitting .423 (11-for-26) with three doubles, one triple, two home runs and eight RBI in that span.

**RHP Matt Ball** appeared in 14 games (13 starts) for the 66ers while logging an 4-1 record. Among Inland Empire's starting pitchers, Ball ranked tied for first in WHIP (1.03), tied for second in wins, third in ERA (3.81), third in innings pitched (54.1) and fourth in strikeouts (55). Ball earned the title of California League Pitcher of the Week twice in the 2018 campaign, first for the week of July 16 - 22 after pitching five scoreless innings and allowing only one hit, and also for the week of July 30 - August 5 after earning a win after throwing five scoreless innings and logging six strikeouts.

**BURLINGTON BEES (50-84):** The Burlington Bees, managed by Jack Howell (first season as manager), compiled a 50-84 record, going 30-39 in the first half and 20-45 in the second half.

**INF Julio Garcia** led the Bees in multiple offensive categories, including in games (122), at-bats (456), hits (106), doubles (19) and RBI (53). Garcia is one of five Bees to be selected as Midwest League Mid-Season All-Stars.

**OF Torii Hunter Jr.** ranked in the top three for the following Bees' offensive categories: runs (59), hits (97), total bases (133). Hunter also ranked first in triples (8) and stolen bases (24). Selected as a Midwest League Mid-Season All-Star.

**RHP Austin Krzeminski** compiled a 5-6 record with four saves in a team leading 39 appearances while posting a 2.23 ERA (92.2 IP - 23 ER). His 39 appearances include five starts and a team-leading 19 games finished. Krzeminski ranked first in wins, games and innings pitched (92.2), and ranked fourth in ERA, second in saves and third in strikeouts (72).

**OREM OWLZ (22-54):** The Orem Owlz, managed by Dave Stapleton (first season as manager), finished with a 22-54 overall record, going 12-26 in the first half and 10-28 in the second half.

**INF Kevin Maitan** produced a .248 batting average (65/262) and led the Owlz offense in at-bats (262), runs (42), hits (65), doubles (13), home runs (8) and total bases (104).

**RHP Christopher Molina** went 4-4 with a 5.23 ERA with 70 strikeouts in 12 starts. Molina earned the title of Pioneer League Pitcher of the Week (August 20 - 26) after earning a win and pitching five scoreless innings while only allowing one hit and tallying six strikeouts.

**ARIZONA ANGELS (16-38):** The Arizona League Angels, managed by Jack Santora (first season as manager), finished the season with a 16-38 record. The Angels went 8-20 and 8-18 in the second half.

**INF Jeremiah Jackson** was a power hitter for the Angels offense, batting .317 (26/82) with four doubles, two triples, a team-leading five home runs, 14 RBI, seven walks and six stolen bases in 21 games.

**RHP Parker Joe Robinson** posted a 2-0 record over 11 relief appearances with a 0.44 ERA (20.1 IP - 1 ER) and 22 strikeouts.

**DOMINICAN ANGELS (21-51):** The Dominican League Angels, led by manager Hector De La Cruz (third season as manager), finished with a 21-51 record.

**OF Jose Quezada** led the Angels offense in at-bats (248), runs (39), hits (64) and stolen bases (26), while also setting career highs in almost every category including RBI (25) and home runs (2). Selected as a Dominican Summer League Mid-Season All-Star.

**RHP Kelvin Caceres** finished his first year of professional baseball with a 2-7 record and 3.04 ERA (50.1 IP - 17 ER) along with a team-leading 13 games started and 61 strikeouts. Caceres logged three-or-more innings in 9 of his 13 starts and recorded at least one strikeout in all but one.





# 2018 MINOR LEAGUE AWARDS



## ANGELS ORGANIZATIONAL PLAYERS OF THE YEAR

Minor League Player of the Year ..... Jo Adell  
 Minor League Pitcher of the Year ..... José Suarez  
 Minor League Defensive Player of the Year ..... Brandon Marsh

## MONTHLY ORGANIZATION HONORS

### APRIL

Player of the Month.....OF Brandon Marsh (.299, 5 2B, 1 HR, 11 RBI, 13 BB, 14 R, 4 SB)  
 Pitcher of the Month.....LHP José Suarez (1-0, 2.84 ERA, 3 BB, 18 SO, 12.2 IP, 4 ER)  
 Defensive Player of the Month.....INF David Fletcher

### MAY

Player of the Month..... INF Luis Rengifo (.354, 8 2B, 3 3B, 1 HR, 13 RBI, 14 BB, 22 R, 11 SB)  
 Pitcher of the Month..... RHP Griffin Canning (0-0, 0.49 ERA, 9 BB, 27 SO, 18.1 IP, 1 ER)  
 Defensive Player of the Month.....INF David Fletcher

### JUNE

Player of the Month..... INF Luis Rengifo (.351, 7 2B, 2 3B, 2 HR, 11 RBI, 17 BB, 27 R, 10 SB)  
 Pitcher of the Month..... RHP Tyler Stevens (2-0, 1.93 ERA, 4 BB, 20 SO, 14.0 IP, 3 ER)  
 Defensive Player of the Month..... OF Brandon Marsh

### JULY

Player of the Month..... INF Taylor Ward (.400, 7 2B, 4 HR, 19 RBI, 19 BB, 17 R, 2 SB)  
 Pitcher of the Month.....RHP José Natera (0-1, 1.77 ERA, 4 BB, 25 SO, 20.1 IP, 4 ER)  
 Defensive Player of the Month..... INF Jeremiah Jackson

### AUGUST

Player of the Month..... INF David MacKinnon (.363, 12 2B, 4 HR, 22 RBI, 24 BB, 19 R)  
 Pitcher of the Month..... LHP Patrick Sandoval (2-0, 0.91 ERA, 12 BB, 39 SO, 29.2 IP, 3 ER)  
 Defensive Player of the Month.....INF Luis Rengifo

MINOR LEAGUE



## ANGELS' MINOR LEAGUE AFFILIATE HISTORY

Triple-A	Double-A	High-A	Low-A
Salt Lake, 2001-	Rocket City, 2020-	Inland Empire, 2011-	Burlington, 2013-
Edmonton, 1999-2000	Mobile, 2017-19	Rancho Cucamonga, 2001-10	Cedar Rapids, 1993-2012
Vancouver, 1993-98	Arkansas, 2001-16	Lake Elsinore, 1994-2000	Quad Cities, 1985-92
Edmonton, 1983-92	Erie, 1999-2000	Palm Springs, 1990-93	Palm Springs, 1985-89
Spokane, 1982	Midland, 1985-1998		Redwood, 1981-85
Salt Lake, 1971-81	Waterbury, 1984		Peoria, 1983-84
Hawaii, 1969-70	Nashua, 1983		Danville, 1982
Seattle, 1965-68	Holyoke, 1981-82		Salinas, 1973-80
Hawaii, 1962-64	El Paso, 1973-80		Quad Cities, 1963-78
Dallas-FW, 1961	Shreveport, 1971-72		Stockton, 1972
	El Paso, 1965-70		San Jose, 1963-69
	Reynosa, 1963-65		Tri-City, 1963-64
	Nashville, 1963		Class D Quad City, 1962
			Class C San Jose Bees, 1962
			Class D Statesville Owls, 1961
	<b>Advanced Rookie</b>	<b>Rookie</b>	
	Orem, 2005-	AZL Angels, 2001-	
	Provo, 2001-2004	DSL Angels, 1998-	
	Butte, 1997-2000	AZL Angels, 1989-96	
		Idaho Falls, 1967-81	





# 2018 MINOR LEAGUE AWARDS

## ANGELS INDIVIDUAL HONORS

Jo Adell, OF	Angels Minor League Player of the Year Midwest League Batter of the Week May 14-20 California League Batter of the Week June 11-17 2018 Futures Game World Team Selection
Jason Alexander, RHP	California League Pitcher of the Week April 30-May 6
Matt Ball, RHP	California League Pitcher of the Week July 16-22 California League Pitcher of the Week July 30 - August 5
Michael Barash, C	Southern League Mid-Season All-Star Selection
Ryan Barba, Manager	Preston Gomez Minor League Manager of the Year Award
Jeremy Beasley, RHP	Aaron Cox Award
Nate Bertness, LHP	California League Pitcher of the Week June 11-17 California League Pitcher of the Week July 9-15
Griffin Canning, RHP	Southern League Mid-Season All-Star Selection Organizational Pitcher of the Month (May)
Jesus Castillo, RHP	Southern League Pitcher of the Week April 23-29
Matt Custed, RHP	Southern League Mid-Season All-Star Selection
Kida De La Cruz, RHP	Midwest League Mid-Season All-Star Selection
David Fletcher, INF	Organizational Defensive Player of the Month (April) Organizational Defensive Player of the Month (May)
Julio Garcia, INF	Midwest League Mid-Season All-Star Selection
Zack Gibbons, OF	Southern League Mid-Season All-Star Selection Southern League All-Star Game Mid-Star (All-Star Game MVP)
Jennyry Gonzalez, LHP	Dominican Summer League Mid-Season All-Star Selection
Torii Hunter Jr., OF	Midwest League Mid-Season All-Star Selection
Jeremiah Jackson, INF	Organizational Defensive Player of the Month (July)
Jahmai Jones, OF	California League Mid-Season All-Star Selection
Jack Kruger, C	California League Mid-Season All-Star Selection
David MacKinnon, INF	Organizational Player of the Month (August)
Luis Madero, RHP	Midwest League Mid-Season All-Star Selection
Greg Mahle, LHP	Southern League Mid-Season All-Star Selection
Brandon Marsh, OF	Angels Minor League Defender of the Year Organizational Player of the Month (April) Organizational Defensive Player of the Month (June)
Cristopher Molina, RHP	Pioneer League Pitcher of the Week August 20-26
Chris Morgan, General Manager	2018 Jimmy Bragan Executive of the Year
Hutton Moyer, INF	Southern League Batter of the Week April 5-15
Jose Natera, RHP	Organizational Pitcher of the Month (July)
Jose Quezada, OF	Dominican Summer League Mid-Season All-Star Selection
Luis Rengifo, INF	Organizational Player of the Month (May) Organizational Player of the Month (June) Organizational Defensive Player of the Month (August)
Jose Rojas, INF	Southern League Batter of the Week May 7-13
Patrick Sandoval, LHP	Organizational Pitcher of the Month (August)
Tyler Stevens, RHP	Organizational Pitcher of the Month (June)
José Suarez, LHP	Angels Minor League Pitcher of the Year Organizational Pitcher of the Month (April)
Chad Tracy, Field Coordinator	Mara Forcey Award
Jared Walsh, RHP	California League Batter of the Week May 7-13
Taylor Ward, C	Southern League Mid-Season All-Star Selection Organizational Player of the Month (July)
Jordan Zimmerman, INF	California League Batter of the Week June 25-July 1

MINOR LEAGUE



## HOWIE GERSHBERG MINOR LEAGUE PITCHER OF THE YEAR AWARD

The Angels' Minor League Pitcher of the Year award has been re-named the "Howie Gershberg Minor League Pitcher of the Year" award after the Angels' late minor league pitching instructor. Gershberg joined the Angels' farm system in 1985 and during his tenure, served as a minor league pitching coach and coordinator. He served the organization faithfully for 19 seasons before succumbing to cancer on Nov. 19, 2003. Gershberg's playing career included stints with the Brooklyn Dodgers and New York Giants in the 1950's. He had a passion for the game and dedicated his life to working with and developing quality pitchers including: John Franco, Chuck Finley, Troy Percival, Scot Shields, John Lackey and Francisco Rodriguez.



# 2018 MINOR LEAGUE AWARDS



## ANGELS 2018 ORGANIZATIONAL LEADERS

### BATTING TOP 10 (min. 2.7 PA/ team game)

BATTER, CLUB	AVG	HR	RBI
Taylor Ward, SL	.349	14	60
Fernandez, SL	.333	17	59
D'Shawn Knowles, ORM	.311	5	29
Luis Rengifo, SL	.299	7	64
Jack Kruger, MOB	.299	7	40
Brandon Sandoval, MOB	.298	2	33
Jo Adell, MOB	.290	20	77
Jose Rojas, SL	.289	17	71
Matt Thaiss, SL	.280	16	76
David MacKinnon, IE	.279	6	60

### PITCHING TOP 10 (min. 100 IP)

PITCHER, CLUB	W-L	ERA
Jeremy Beasley, BUR/IE/MOB	6-7	.266
Luis Madero, BUR/IE	4-8	3.49
Griffin Canning, IE/MOB/SL	4-3	3.65
Jose Suarez, IE/MOB/SL	3-6	3.92
Jason Alexander, SL/IE/MOB	4-10	4.41
Simon Matthews, BUR/SL/IE	5-9	4.56
Luis Pena, MOB/IE	6-7	4.85
Alex Klonowski, SL/IE/MOB	12-6	4.90
Joe Gatto, IE/MOB	8-6	5.18
Nate Bertness, IE	3-7	5.33

### HOME RUNS

CLUB	HR
Blash, Jabari	29
Walsh, Jared	29
Adell, Jo	20
Fernandez, Jose	17
Rojas, Jose	17

### WINS

CLUB	WINS
Klonowski, Alex	12
Rhoades, Jeremy	10
Castillo, Jesus	9
Gatto, Joe	8
<i>5 others tied at 7.</i>	

### RBI

CLUB	RBI
Walsh, Jared	99
Adell, Jo	77
Thaiss, Matt	76
Rojas, Jose	71
Marsh, Brandon	70

### SAVES

CLUB	SV
Clark, Ryan	10
Custred, Matt	10
Cole, Taylor	6
Stevens, Tyler	6
Ziemba, James	6

### STOLEN BASES

CLUB	SB
Rengifo, Luis	41
Hunter Jr., Torii	29
Jones, Jahmai	24
Sandoval, Brandon	24
Lund, Brennon	21

### STRIKEOUTS

CLUB	SO
Suarez, Jose	142
Canning, Griffin	125
Mathews, Simon	116
Pineyro, Ivan	110
Klonowski, Alex	108

MINOR LEAGUE



## BASEBALL AMERICA'S TOP ANGELS PROSPECTS

### 2012

1. Mike Trout, OF
2. Jean Segura, SS
3. Garrett Richards, RHP
4. Johnny Hellweg, RHP
5. C.J. Cron, 1B
6. Kaleb Cowart, 3B
7. Taylor Lindsey, 2B
8. Daniel Tillman, RHP
9. Ariel Pena, RHP
10. Nick Maronde, LHP

### 2013

1. Kaleb Cowart, 3B
2. Nick Maronde, LHP
3. C.J. Cron, 1B
4. Mike Cleavinger, RHP
5. Austin Wood, RHP
6. Randal Grichuk, OF
7. Taylor Lindsey, 2B
8. R.J. Alvarez, RHP
9. Mark Sappington, RHP
10. Alex Yarbrough, 2B

### 2014

1. Taylor Lindsey, 2B
2. C.J. Cron, 1B
3. Kaleb Cowart, 3B
4. R.J. Alvarez, RHP
5. Mark Sappington, RHP
6. Hunter Green, LHP
7. Ricardo Sanchez, RHP
8. Alex Yarbrough, 2B
9. Zach Borenstein, OF
10. Cam Bedrosian, RHP

### 2015

1. Andrew Heaney, LHP
2. Sean Newcomb, LHP
3. Cam Bedrosian, RHP
4. Chris Ellis, RHP
5. Joe Gatto, RHP
6. Victor Alcántara, RHP
7. Kyle Kubitz, 3B
8. Roberto Baldoquin, SS
9. Alex Yarbrough, 2B
10. Nick Tropeano, RHP

### 2016

1. Taylor Ward, C
2. Jahmai Jones, OF
3. Nate Smith, LHP
4. Victor Alcántara, RHP
5. Jake Jewell, RHP
6. Grayson Long, RHP
7. Joe Gatto, RHP
8. Kaleb Cowart, 3B
9. Jaime Barria, RHP
10. Chad Hinshaw, OF

### 2017

1. Jahmai Jones, OF
2. Matt Thaiss, 1B
3. Alex Meyer, RHP
4. Brandon Marsh, OF
5. Nate Smith, LHP
6. Taylor Ward, C
7. Grayson Long, RHP
8. Chris Rodriguez, RHP
9. Keynan Middleton, RHP
10. Jaime Barria, RHP

### 2018

1. Shohai Ohtani, RHP/DP
2. Jo Adell, OF
3. Jahmai Jones, OF
4. Kevin Maitan, SS
5. Brandon Marsh, OF
6. Jaime Barria, RHP
7. Chris Rodriguez, RHP
8. Matt Thaiss, 1B
9. Griffin Canning, RHP
10. Michael Hermsillo, OF

### 2019

1. Jo Adell, OF
2. Griffin Canning, RHP
3. Brandon Marsh, OF
4. José Suarez, LHP
5. Jahmai Jones, INF
6. Luis Rengifo, INF
7. Jordyn Adams, OF
8. Matt Thaiss, INF
9. Ty Buttrey, RHP
10. José Soriano, RHP





# 2018 MINOR LEAGUE AWARDS

## PRESTON GOMEZ MINOR LEAGUE MANAGER OF THE YEAR AWARD

The Preston Gomez Minor League Manager of the Year Award was established in 2009 in memory of a man who devoted over 65 years of his life to professional baseball. Preston spent his last 28 years in baseball with the Angels, first as a Major League coach and later as a special assistant to the General Manager. This award given in his honor is determined by members of the Angels Baseball Operations staff. It recognizes one of the organization's seven minor league managers for a standard of excellence in the areas of leadership, player development and professionalism exhibited throughout the course of the season. Past winners:

- |                       |                       |                          |
|-----------------------|-----------------------|--------------------------|
| 2009 — Tom Kotchman   | 2013 — Denny Hocking  | 2017 — Hector De La Cruz |
| 2010 — Charlie Romero | 2014 — Carson Vitale  | 2018 — Ryan Barba        |
| 2011 — Ty Boykin      | 2015 — Dave Stapleton |                          |
| 2012 — Mike Micucci   | 2016 — Keith Johnson  |                          |

## KENNY MYERS MEMORIAL MINOR LEAGUE PLAYER OF THE YEAR AWARD

The Kenny Myers Memorial Award is given each year to the minor league player judged best in the Angels organization. Myers, who joined the Angels in 1969 as a scout and minor league hitting instructor, died in July, 1972. Past winners:

- |  |  |
|--|--|
| 1972 — Doug Howard (inf)                         | 1997 — Norm Hutchins (of)/Ramon Ortiz (rhp)                                    |
| 1973 — Frank Tanana (lhp)                        | 1998 — Troy Glaus (inf)/Steve Fish (rhp)                                       |
| 1974 — Bruce Bochte (of-1b)                      | 1999 — Larry Barnes (inf)/Scot Shields (rhp)                                   |
| 1975 — Dave Collins (of)                         | 2000 — Gary Johnson (of)/John Lackey (rhp)                                     |
| 1976 — Willie Aikens (1b)                        | 2001 — Jose Fernandez (inf)/ Alfredo Amezaga (def.)                            |
| 1977 — Rance Mulliniks (inf)                     | 2002 — Robb Quinlan (of)/Jose Molina (c; def.)                                 |
| 1978 — Bob Clark (of)                            | 2003 — Alberto Callaspo (inf)/Dallas McPherson (inf)/<br>Jeff Mathis (c; def.) |
| 1979 — Mike Bishop (1b)                          | 2004 — Dallas McPherson (inf)/Casey Kotchman (inf; def.)                       |
| 1980 — Daryl Sconiers (1b)                       | 2005 — Brandon Wood (inf)/Howard Kendrick (inf)/<br>Jeff Mathis (c, def.)      |
| 1981 — Tom Brunansky (of)                        | 2006 — Sean Rodriguez (inf)/Jeff Mathis (c, def.)                              |
| 1982 — Steve Lubratic (inf)/Dick Schofield (inf) | 2007 — Chris Pettit (of)/Hainley Statia (inf; def.)                            |
| 1983 — Mike Brown (of)                           | 2008 — Freddy Sandoval (inf)/Efren Navarro (inf; def.)                         |
| 1984 — Wally Joyner (inf)                        | 2009 — Alexi Amarista (inf)/Peter Bourjos (of, def.)                           |
| 1985 — Reggie Montgomery (of)                    | 2010 — Mark Trumbo (inf)/Gabriel Jacobo (inf; def.)                            |
| 1986 — Dante Bichette (of)/ Willie Fraser (rhp)  | 2011 — Kole Calhoun (of)/Efren Navarro (inf; def.)                             |
| 1987 — Bryan Harvey (rhp)                        | 2012 — Kaleb Cowart (inf)/Efren Navarro (inf; def.)                            |
| 1988 — Colin Charland (lhp)/Jeff Manto (inf)     | 2013 — Zach Borenstein (of)/Eric Stamets (inf; def.)                           |
| 1989 — Glenn Carter (rhp)/Bobby Rose (inf)       | 2014 — Alex Yarbrough (inf)/Jett Bandy (c; def.)                               |
| 1990 — Marcus Moore (rhp)                        | 2015 — Kaleb Cowart (inf)/Sherman Johnson (inf; def.)                          |
| 1991 — Don Vidmar (rhp)/Mark Howie (inf)         | 2016 — Michael Hermosillo (of)/Jose Briceno (c; def.)                          |
| 1992 — John Fritz (rhp)/Tim Salmon (of)          | 2017 — Jahmai Jones (of)/David Fletcher (inf; def.)                            |
| 1993 — Mark Sweeney (of)/Bryan Harris (lhp)      | 2018 — Jo Adell (of)/Brandon Marsh (of; def.)                                  |
| 1994 — Todd Greene (c)/Andrew Lorraine (lhp)     |  |
| 1995 — Todd Greene (c)/Jason Dickson (rhp)       |  |
| 1996 — Larry Barnes (inf)/Dennis Springer (rhp)  |  |

## AARON COX AWARD

The Aaron Cox Award was established in 2018 and is given annually to the minor league player voted as the best teammate - one who enriches the lives of those around him. This award is for the player who best exemplifies selflessness, persistence, enthusiasm, and commitment to a well-reasoned process and continued growth regardless of circumstance and spreads these attributes to all those he touches. Past winners:

- 2018 — Jeremy Beasley



# 2018 DRAFT SELECTIONS



RD	PLAYER	POS.	B/T	HT.	WT.	BORN	SCHOOL (HOMETOWN)
1 (17)	Jordyn Adams	CF	R/R	6-2	180	10/18/99	Green Hope HS (Cary, NC)
2	Jeremiah Jackson	SS	R/R	6-0	170	3/26/00	St. Luke's Episcopal School (Mobile, AL)
3	Aaron Hernandez	RHS	R/R	6-2	170	12/2/96	Texas A&M Univ. Corpus Christi (Corpus Christi, TX)
4	Kyle Bradish	RHS	R/R	6-4	190	9/12/96	New Mexico St. Univ. (Goodyear, AZ)
5	William English	OF/RHS	R/R	6-4	190	12/22/00	Western International HS (Detroit, MI)
6	Austin Warren	RHR	R/R	5-11	170	4/19/96	UNC Wilmington (Wilmington, NC)
7	Andrew Wantz	RHR	R/R	6-4	240	10/13/95	UNC Greensboro (Holly Spring, NC)
8	Tyler Smith	RHR	R/R	6-0	230	11/20/95	Canisius College (Buffalo, NY)
9	Jake Lee	RHS	R/R	6-4	215	6/30/95	Oakland University (Rochester, MI)
10	Ben Morrison	RHR	R/R	5-11	185	1/20/95	Western Kentucky Univ. (Bowling Green, KY)
11	Connor Van Scoyoc	RHS	R/R	6-5	200	11/26/99	Jefferson HS (Council Bluffs, IA)
12	Daniel Nunan	LHS	L/L	6-6	215	5/25/00	Ocean City HS (Ocean City, NJ)
13	Cooper Criswell	RHS	R/R	6-6	200	7/24/96	UNC Chapel Hill (Chapel Hill, NC)
14	Drevian Nelson	CF	R/R	6-0	175	1/10/00	North Shore HS (Houston, TX)
15	Nick Frank	RHS	R/R	6-2	205	2/12/97	St. Mary's College (Moraga, CA)
16	Chase Chaney	RHS	R/R	6-1	180	12/16/99	Mountain View HS (Jefferson, GA)
17	Luis Alvarado	RHS	R/R	6-5	185	1/5/97	Univ. of Nebraska, Lincoln (Lincoln, NE)
18	Dylan King	RHS	R/R	6-3	190	12/5/96	Belmont Univ. (Murfreesboro, TN)
19	Datren Bray	CF	R/R	5-9	190	4/28/99	Gordon State College (Douglasville, GA)
20	Kyle Tyler	RHS	R/R	6-0	195	12/27/96	Univ. of Oklahoma (Norman, OK)
21	Cristian Reyes	RHS	R/R	6-5	220	9/19/94	(Miami, FL)
22	Hunter Milam	LHS	L/L	6-2	185	5/26/00	Russell County HS (Seale, AL)
23	William Rivera	CF	R/R	6-3	185	4/21/00	Puerto Rico Baseball Academy (Gurabo, PR)
24	Isaiah Campbell	RHS	R/R	6-4	225	8/15/97	Univ. of Arkansas, Fayetteville (Olathe, KS)
25	Dazon Cole	RHR	R/R	5-11	180	5/3/96	Central Michigan Univ. (Mt. Pleasant, MI)
26	Darrien Williams	RHS	R/R	6-3	205	6/24/96	Prairie View A&M Univ. (Prairie View, TX)
27	Jacob Voss	RHS	R/R	6-9	255	4/20/97	Creighton Univ. (Omaha, NE)
28	Mitch Spires	SS	R/R	6-1	200	3/11/96	Winthrop Univ. (Rock Hill, SC)
29	Seth Caldwell	RHS	R/R	6-5	185	11/19/99	Oak Ridge HS (Oak Ridge, TN)
30	Connor Higgins	LHS	R/L	6-5	240	7/21/96	Arizona State Univ. (Tempe, AZ)
31	Mitch Miller	LHS	L/L	6-4	185	6/13/97	Clemson Univ. (Clemson, SC)
32	Jared Janczak	RHS	R/R	6-1	205	6/23/95	Texas Christian Univ. (Ft. Worth, TX)
33	Wade Bailey	2B	R/R	5-9	180	2/13/96	Georgia Tech (Villa Rica, GA)
34	Paul McIntosh	C	R/R	6-0	225	11/20/97	Motlow State Comm. College (Miami Gardens, FL)
35	Tim Millard	3B	R/R	6-1	215	5/29/95	Dallas Baptist Univ. (Dallas, TX)
36	Hueston Morrill	RHS	R/R	6-0	170	11/27/99	Suwannee HS (Live Oak, FL)
37	David Clawson	C	L/R	6-1	180	5/20/97	Brigham Young Univ. (Dana Point, CA)
38	Chandler Champlain	RHS	R/R	6-4	210	7/23/99	Santa Margarita HS (Rancho Santa Margarita, CA)
39	Max Alba	RHS	R/R	6-5	190	7/15/99	Franklin HS (Franklin, WI)
40	Samuel Stoutenborough	RHS	R/R	6-2	170	9/12/00	Palma HS (Salinas, CA)

(Bold indicates signed player) ---bolded as of 9/19/18

MINOR LEAGUE





# MOBILE BAYBEARS



W-L Record: 66-70

BATTERS	AVG	G	AB	R	H	2B	3B	HR	RBI	TB	BB	IBB	SO	SB	CS	OBP	SLG	OPS	SFC	SAC	HBP	GI										
																						DP	1B	2B	3B	SS	OF	C	E			
Adell, Jo	.238	17	63	14	15	6	0	2	6	27	6	0	22	2	0	.324	.429	.753	0	0	2	0	0	0	0	0	17	0	1			
*Arcia, Francisco	.200	4	15	3	3	0	0	0	0	3	0	0	2	0	0	.200	.200	.400	0	0	0	1	0	0	0	0	0	4	1			
Baldouin, Roberto	.269	51	193	16	52	7	2	1	27	66	13	0	46	3	3	.321	.342	.663	3	0	3	7	0	2	14	34	0	0	10			
Barash, Michael	.224	49	161	21	36	9	0	5	19	60	33	0	43	2	1	.360	.373	.731	1	2	2	6	0	0	0	0	0	48	2			
*Gheflf, Mitch	.272	24	81	11	22	4	1	3	17	37	6	0	19	3	0	.315	.457	.771	2	0	0	0	1	0	0	0	0	22	1			
Gibben, Mitch	.261	108	395	61	103	21	4	4	45	144	42	3	59	6	5	.330	.365	.694	3	0	0	15	0	0	0	0	95	0	1			
Houchins, Zach	.235	50	183	25	43	7	1	11	35	85	13	1	52	1	1	.283	.464	.747	2	0	0	8	20	0	24	0	4	0	5			
Hudson, Joe	.346	7	26	2	9	1	1	1	5	15	1	0	7	0	0	.393	.577	.970	0	0	1	2	2	0	0	0	0	4	1			
*Johnson, Sherman	.194	20	67	8	13	5	1	0	6	20	11	0	17	1	2	.316	.299	.615	0	0	1	1	3	0	11	0	2	0	1			
Jones, Jahmai	.245	48	184	33	45	10	4	2	20	69	24	0	51	11	1	.335	.375	.710	2	0	2	2	0	45	0	0	0	13				
*Justus, Connor	.170	77	247	30	42	9	1	0	18	53	40	0	82	1	4	.302	.215	.516	1	2	7	3	0	24	0	51	0	0	15			
Kruger, Jack	.305	41	174	25	53	10	1	4	24	77	4	0	31	2	2	.328	.443	.770	0	0	2	5	0	0	0	0	0	36	3			
Leon, Julian	.200	2	5	1	1	0	0	0	1	2	0	0	3	0	0	.429	.200	.629	0	0	0	0	0	0	0	0	0	2	0			
*Lund, Brennon	.264	100	401	63	106	20	6	8	59	162	43	0	102	21	5	.343	.404	.747	2	1	6	6	0	0	0	0	100	0	3			
*Moyer, Hutton	.200	35	135	20	27	4	1	6	19	51	8	0	52	7	4	.247	.378	.624	2	0	1	0	0	6	11	6	0	0	1			
Olmeda, Alexis	.143	5	14	1	2	1	0	0	2	3	1	0	8	0	0	.188	.214	.402	1	0	0	0	2	0	0	0	0	3	0			
*Rengifo, Luis	.305	40	151	37	46	10	5	2	21	72	23	3	22	13	2	.420	.477	.897	0	0	7	6	0	9	0	30	0	0	5			
*Rojas, Jose	.304	84	312	57	95	21	3	17	65	173	36	1	75	9	4	.381	.554	.935	1	0	3	5	36	3	12	0	2	0	5			
Sandoval, Brandon	.271	72	247	33	67	9	0	2	18	82	25	1	65	15	5	.337	.332	.669	1	0	0	10	0	0	0	0	0	69	0	2		
*Sanger, Brendon	.234	93	304	37	71	12	0	7	41	104	5	1	72	4	4	.341	.342	.683	3	0	0	12	0	0	0	0	82	0	4			
Spies, Mitch	.246	19	64	5	15	1	0	0	3	16	2	0	12	2	0	.266	.262	.528	1	0	0	0	1	0	1	0	1	0	0			
*Thaiss, Matt	.287	40	157	24	45	10	2	6	25	77	16	0	35	2	1	.352	.490	.843	2	0	1	6	36	0	0	0	0	0	1			
#Unroe, Riley	.226	106	345	45	78	9	2	4	42	103	52	0	96	10	9	.329	.299	.628	2	1	2	2	2	47	33	16	1	0	20			
*Walsh, Jared	.289	41	149	26	43	13	0	8	26	80	21	1	48	1	0	.382	.537	.918	1	0	2	5	37	0	0	0	0	0	2			
Ward, Taylor	.345	42	148	26	51	8	0	6	25	77	29	1	33	8	1	.453	.520	.973	1	0	1	5	0	0	33	0	0	0	6			
Wass, Wade	.159	19	63	6	10	3	0	2	6	19	8	0	27	1	0	.284	.302	.585	0	0	3	1	0	0	0	0	0	17	2			
*Way, Bo	.279	35	111	12	31	5	1	0	12	38	1	0	19	2	5	.394	.342	.736	0	1	4	3	0	0	0	0	35	0	2			
*Yacincich, Jake	.182	4	11	1	2	2	0	0	1	4	1	0	2	0	0	.308	.364	.671	0	0	1	0	0	1	0	0	0	3	0			
<b>Team Total</b>	<b>.256</b>	<b>136</b>	<b>4403</b>	<b>643</b>	<b>1126</b>	<b>217</b>	<b>36</b>	<b>101</b>	<b>588</b>	<b>1718</b>	<b>527</b>	<b>13</b>	<b>1102</b>	<b>127</b>	<b>59</b>	<b>.340</b>	<b>.390</b>	<b>.730</b>	<b>31</b>	<b>7</b>	<b>52</b>	<b>111</b>						<b>117</b>				

PITCHERS	W	L	ERA	G	GS	CG	SHO	SV	SVO	IP	H	R	ER	HR	HB	BB	IBB	SO	BK	WP	GO/AO	DP	WHIP	AVG	AB	TBF	SF	GF	HLD
Alexander, Jason	2	5	4.09	13	11	0	0	0	1	61.2	63	30	28	5	3	15	0	40	0	2	1.67	10	1.26	.267	236	257	2	1	0
*Almeida, Justin	2	4	4.25	33	0	0	0	0	2	48.2	30	26	23	3	5	51	0	54	1	11	1.23	1	1.66	.179	168	229	2	7	4
Anderson, Jordan	0	0	0.00	3	0	0	0	0	0	3.2	2	0	0	0	0	1	0	8	0	0	2.00	0	0.82	.167	12	14	0	2	0
Ball, Matt	1	3	7.99	4	0	0	0	0	0	18.2	22	13	12	0	0	7	0	13	0	2	1.29	3	1.55	.301	73	81	1	0	0
Bates, Nathan	0	0	0.00	1	0	0	0	0	0	1.0	1	1	1	0	0	0	0	1	0	0	1.00	0	1.00	.250	4	4	0	0	0
Beasley, Jeremy	3	3	2.44	10	7	0	0	0	0	44.1	32	13	12	3	1	14	0	37	0	7	0.83	8	1.04	.205	155	172	2	3	0
Beltre, Darin	1	2	5.14	21	0	0	0	1	3	28.0	20	18	16	2	7	17	1	33	0	10	2.47	4	1.32	.196	102	129	2	12	1
Campos, Vicente	0	1	5.50	8	1	0	0	0	0	18.0	25	12	11	2	1	7	0	15	0	5	0.61	2	1.78	.333	75	85	2	1	1
Canning, Griffin	1	0	1.97	10	10	0	0	0	0	45.2	27	11	10	2	1	19	0	49	0	4	1.15	4	1.01	.170	159	180	1	0	0
Cash, Ratton	2	2	4.03	18	0	0	0	0	1	22.1	23	12	10	2	2	13	0	29	0	4	0.61	1	1.61	.258	89	104	0	7	1
Castillo, Jesus	9	5	4.94	21	20	0	0	0	1	98.1	97	56	54	7	5	31	0	60	0	5	1.02	14	1.30	.264	368	411	3	0	0
Clark, Ryan	2	3	2.19	18	0	0	0	5	7	24.2	17	7	6	0	1	12	0	33	0	1	0.50	3	1.18	.198	86	99	0	13	0
Cox, Cortland	0	0	9.00	1	0	0	0	0	0	1.0	2	1	1	0	0	1	0	0	0	0	0.50	0	3.00	.500	4	6	1	0	0
Custred, Matt	3	5	3.26	34	1	0	0	8	10	49.2	36	24	18	2	1	29	1	53	0	4	0.88	1	1.31	.201	179	213	2	21	2
De Los Santos, Samil	1	1	7.15	25	0	0	0	1	34.0	37	32	27	5	1	35	0	32	0	7	0.44	1	2.12	.282	131	170	3	4	1	
Gattio, Joe	3	4	5.75	16	0	0	0	0	76.2	85	54	49	8	4	36	0	49	0	6	1.54	9	1.58	.283	300	344	3	0	0	
*Herrmann, Max	0	0	0.00	1	0	0	0	0	1.0	1	0	0	0	0	0	2	0	0	0	1.50	0	3.00	.250	4	6	0	0	0	
Hofacket, Adam	0	0	9.00	8	0	0	0	0	1	11.0	20	15	11	1	0	6	0	6	0	0	1.45	2	2.36	.377	53	59	0	1	0
Isaac, Sean	0	1	6.43	7	1	0	0																						





# BURLINGTON BEES



W-L Record: 50-84

BATTERS	AVG	G	AB	R	H	2B	3B	HR	RBI	TB	BB	IBB	SO	SB	CS	OBP	SLG	OPS	SF	SAC	HBP	DP	---GAMES BY POSITION---									
																							1B	2B	3B	SS	OF	C	E			
Adeli, Jo	.326	25	95	23	31	7	1	6	29	58	11	0	26	4	1	.398	.611	1.009	1	0	1	2	0	0	0	0	20	0	2			
Barnes, Jimmy	.118	27	76	6	9	1	0	2	13	16	12	0	41	1	1	.247	.211	.458	3	0	2	0	0	0	0	0	24	0	5			
Fitzsimons, Connor	.271	42	144	22	39	8	1	4	16	61	10	0	54	1	1	.321	.424	.744	1	0	1	2	36	0	0	0	0	5	7			
*Garcia, Julio	.232	122	456	27	106	19	3	5	53	146	17	2	132	3	6	.265	.320	.585	2	7	4	8	0	53	30	38	0	0	27			
Griffin, Spencer	.221	108	394	56	87	8	7	2	40	115	50	0	150	11	7	.310	.292	.601	3	1	2	8	0	0	0	0	93	0	2			
Gurwitz, Zane	.177	37	124	12	22	4	2	0	8	30	11	0	29	0	0	.244	.242	.484	0	0	0	8	0	4	26	0	1	0	6			
Hunter Jr., Torii	.255	97	381	59	97	14	8	2	27	133	44	0	106	24	6	.335	.349	.686	4	0	4	4	0	0	0	0	82	0	3			
MacKinnon, David	.261	35	111	21	29	7	0	1	13	39	35	0	30	0	0	.438	.351	.790	0	0	0	1	32	0	0	0	0	0	3			
*Marsh, Brandon	.295	34	132	26	39	12	1	3	24	62	21	2	40	4	0	.390	.470	.859	1	0	0	2	0	0	0	0	33	0	3			
*Martinez, Orlando	.289	53	218	27	63	12	1	3	25	86	17	0	56	6	5	.340	.394	.735	2	0	1	3	0	0	0	0	51	0	2			
Menendez, Kiki	.235	27	102	11	24	4	1	1	4	33	6	0	36	0	0	.278	.324	.601	0	0	0	3	26	0	0	0	0	0	5			
Millard, Tim	.243	30	107	9	26	4	0	2	12	36	12	1	30	1	0	.328	.336	.664	1	0	2	3	3	0	23	0	0	0	5			
Olmeda, Alexis	.362	13	47	10	17	5	0	4	13	34	4	0	14	0	1	.412	.723	1.135	0	0	0	0	5	0	0	0	0	3	3			
Pina, Keinner	.256	82	313	26	80	8	2	0	36	92	20	0	72	3	0	.306	.294	.600	3	2	4	6	0	0	0	0	0	76	8			
*Pineda, Gleyvin	.248	46	149	21	37	3	0	2	16	46	21	0	38	2	1	.343	.309	.652	1	0	1	2	0	1	26	2	13	0	8			
*Rivas, Leonardo	.233	119	454	62	106	16	7	4	34	148	84	0	138	16	10	.355	.326	.681	2	4	3	7	0	26	0	92	0	0	15			
Rubalcaba, Alvaro	.229	29	95	10	21	6	1	1	12	32	12	0	24	0	0	.330	.337	.667	1	0	4	2	0	12	14	2	0	0	8			
Sanchez, Jeyson	.183	43	131	19	24	6	0	3	14	39	16	0	35	0	1	.310	.298	.607	0	0	8	5	7	0	2	0	1	0	1			
Torres, Franklin	.285	82	288	36	82	12	2	4	39	110	44	0	60	12	1	.381	.382	.763	2	1	2	5	25	40	16	0	0	0	5			
Wenson, Harrison	.114	58	185	21	21	4	0	6	17	43	27	0	101	4	0	.244	.232	.477	0	3	5	3	0	0	0	0	0	51	14			
Williams, Cam	.176	16	51	7	6	9	1	1	0	3	12	4	0	20	0	1	.250	.235	.485	0	0	1	1	0	0	0	15	0	1			
Williams, Kevin	.245	91	347	27	85	18	3	4	35	121	28	0	111	3	4	.304	.349	.653	1	3	2	4	0	0	0	0	73	0	2			
<b>Team Total</b>	<b>.240</b>	<b>134</b>	<b>4400</b>	<b>537</b>	<b>1054</b>	<b>179</b>	<b>41</b>	<b>59</b>	<b>483</b>	<b>1492</b>	<b>506</b>	<b>5</b>	<b>1343</b>	<b>95</b>	<b>46</b>	<b>.323</b>	<b>.339</b>	<b>.662</b>	<b>28</b>	<b>21</b>	<b>47</b>	<b>79</b>							<b>150</b>			

PITCHERS	W	L	ERA	G	GS	CG	SHO	SV	SVO	IP	H	R	ER	HR	HB	BB	IBB	SO	BK	WP	GO/AO	DP	WHIP	AVG	AB	TBF	SF	GF	HLD
Beasley, Jeremy	0	2	2.35	6	5	0	0	0	0	23.0	16	6	6	0	0	7	0	19	1	2	0.68	31.00	.198	81	89	1	0	0	
Belton, Greg	0	1	3.18	4	0	0	0	0	0	5.2	6	3	2	2	1	1	0	8	0	0	1.00	01.24	.273	22	24	0	2	0	
*Benitez, Arnefnee	3	4	4.92	24	1	0	0	0	1	53.0	51	38	29	1	8	31	0	64	2	8	0.62	1.155	.248	206	248	3	3	3	
Brady, Denny	0	5	4.72	13	0	0	0	0	0	47.2	51	29	25	1	3	15	0	47	0	5	1.25	51.38	.274	186	206	2	0	0	
Brakeman, Marc	1	0	0.00	1	0	0	0	0	0	3.1	1	0	0	0	0	0	0	3	0	0	1.33	00.30	.091	11	11	0	0	0	
De La Cruz, Kida	2	2	3.94	18	0	0	0	1	3	23.0	25	18	14	2	2	26	1	43	1	4	0.68	21.59	.212	118	148	1	11	1	
Del Rosario, Eduardo	3	5	3.38	33	0	0	0	2	7	64.0	58	30	24	4	2	35	0	74	1	10	0.84	31.45	.241	241	281	2	15	2	
Eagle, Matt	0	0	5.40	4	0	0	0	0	0	6.2	8	4	4	3	0	2	0	9	0	0	0.29	01.50	.308	26	28	0	0	1	
Halbohn, Kyle	1	0	5.25	5	1	0	0	0	0	12.0	11	7	7	1	0	6	0	9	0	2	0.71	21.42	.250	44	50	0	2	0	
Hanewich, Brett	0	2	3.76	16	0	0	0	2	4	26.1	25	12	11	0	0	15	0	23	0	2	1.88	51.52	.275	91	113	1	4	1	
*Herrmann, Max	2	9	5.78	29	12	0	0	0	0	181.0	113	58	52	7	4	34	0	68	0	5	1.76	101.81	.332	340	382	3	5	0	
Isaac, Sean	1	1	3.38	3	0	0	0	1	1	5.1	4	2	2	0	0	2	0	8	0	0	0.60	01.13	.211	19	22	1	2	0	
Jobst, Nick	0	0	9.45	5	0	0	0	1	1	6.2	7	8	7	0	0	6	0	7	0	1	1.20	21.95	.280	25	31	0	3	0	
Kelly, Zack	3	3	2.86	12	0	0	0	0	1	28.1	26	10	9	3	3	12	0	25	0	5	0.83	31.34	.260	100	119	2	4	0	
Krzeminski, Austin	5	6	2.23	39	5	0	0	4	6	92.2	91	31	23	5	0	34	0	72	0	2	1.04	11.35	.267	341	385	5	19	1	
Madero, Luis	2	7	4.26	14	0	0	0	0	0	61.1	69	33	29	5	3	15	0	49	0	6	1.43	41.37	.283	244	265	2	0	0	
*Malmoin, Jon	0	1	7.04	8	1	0	0	0	1	15.1	14	16	12	3	1	18	0	13	0	0	1.62	02.09	.233	60	80	1	2	0	
Mathews, Simon	0	2	4.22	10	8	0	0	0	0	42.2	44	23	20	4	2	10	0	46	0	2	2.04	61.27	.267	165	178	1	0	0	
Mattson, Isaac	5	3	3.51	14	11	0	0	0	0	57.0	59	25	25	1	3	19	0	46	0	1	0.90	71.37	.272	217	243	3	1	0	
Ortega, Oliver	4	5	3.51	19	18	0	0	0	0	82.0	64	36	32	6	1	4	0	86	1	19	0.58	21.28	.215	297	346	5	0	0	
Pastrone, Sam	2	2	5.23	7	3	0	0	0	0	20.2	19	18	12	1	2	26	0	17	0	18	6.163	32.18	.247	77	106	1	2	0	
Perez, Mayky	1	0	2.58	25	0	0	0	3	3	38.1	16	14	11	1	2	22	0	57	1	4	0.87	30.99	.125	128	153	0	17	2	
Rogalla, Keith	0	0	1.93	2	2	0	0	0	0	4.2	4	1	1	0	0	4	0	7	0	1	0.75	01.71	.222	18	22	0	0	0	
Rubalcaba, Alvaro	0	0	13.50	1	0	0	0	0	0	0.2	2	1	1	0	0	0	0	0	0	0	1.00	03.00	.500	4	4	0	1	0	
Salazar, Carlos	0	0	0.00	1	0	0	0	0	0	2.0	1	0	0	0	0	1	0	1	0	0	0.00	01.00	.143	7	8	0	1	0	
Sanchez, Jeyson	0	0	10.12	2	0	0	0	0	0	2.2	6	3	3	0	1	0	0	0	0	0	0.00	02.25	.500	12	15	2	2	0	
Santos, Michael	3	1	2.89	15	5	0	0	0	0	46.2	34	16	15	2	3	18	0	50	0	1	1.55	11.11	.205	166	189	2	3	0	
Soriano, Jose	1	6	4.47	14	0	0	0	0	0	46.1	34	24	23	1	4	35	0	42	1	10	1.02	31.49	.217	157	198	2	0	0	
Tavarez, Jorge	2	4	2.86	21	1	0	0	0	2	44.0	39	19	14	0	1	19	0	55	0	5	1.12	21.32	.239	163	186	2	10	1	
Traver, Mitchell	5	7	4.08	20	0	0	0	0	0	81.2	83	46	37	9	5	32	0	69	3	12	0.77	91.41	.263	315	357	4	0	0	
Wantz, Andrew	1	2	3.71	14	0	0	0	0	1	17.0	11	8	7	2	0	12	0	35	0	2	0.88	11.35	.180	61	73	0	3	2	
Warren, Austin	0	2	3.00	15	0	0	0	0	3	21.0	17	9	7	3	1	5	0	27	0	2	0.83	11.05	.224	76	83	0	6	1	
*Ziemba, James	3	2	4.48	39	0	0	0</																						



## W-L Record: 21-54

BATTERS	AVG	G	AB	R	H	2B	3B	HR	RBI	TB	BB	IBB	SO	SB	CS	OBP	SLG	OPS	SFG	SF	SAC	HBP	GI										E
																							DP	1B	2B	3B	SS	OF	C				
Adams, Jordyn	.314	9	35	5	11	4	1	0	8	17	4	0	7	0	1	3.75	.486	.861	1	0	0	2	0	2	0	0	0	0	8	0	1		
Barnes, Griffin	.161	33	112	12	18	2	0	1	10	23	12	0	36	1	1	2.50	.205	.455	2	0	2	3	0	0	0	0	0	0	28	4			
#Bond, Brett	.000	1	1	0	0	0	0	0	0	0	0	0	1	0	0	.000	.000	.000	0	0	0	0	0	0	0	0	0	0	0	0			
*Clawson, David	.176	14	51	3	9	2	0	0	3	11	0	0	14	0	0	.176	.216	.392	0	0	0	0	0	1	0	0	0	0	12	5			
*Del Valle, Francisco	.259	65	240	27	60	11	3	5	33	92	33	0	77	5	1	3.50	.383	.723	2	0	5	5	7	0	0	0	0	35	0	4			
Fitzsimons, Connor	.210	30	105	13	23	2	0	2	16	31	12	0	33	2	0	3.33	.295	.629	0	0	6	1	2	0	0	0	0	1	0	1			
Jackson, Jeremiah	.182	21	88	11	16	5	3	2	9	33	7	0	34	4	1	2.40	.375	.615	1	0	0	2	0	1	0	20	0	0	11				
Jones, Justin	.211	24	71	10	15	5	0	2	5	26	11	0	12	2	1	3.17	.366	.683	0	0	0	5	0	22	0	1	2	0	6				
#Knowles, D'Shawn	.324	27	105	26	34	8	2	4	14	58	13	0	35	2	3	4.03	.552	.956	0	0	1	2	0	0	0	0	26	0	3				
#Maitan, Kevin	.243	62	259	41	63	11	1	8	24	100	18	0	65	1	2	3.00	.386	.686	0	0	3	7	0	0	39	21	0	0	31				
*Martinez, Orlando	.375	12	48	11	18	5	0	2	10	29	4	0	9	3	2	4.15	.604	1.019	1	0	0	0	0	0	0	0	10	0	1				
Menendez, Kiki	.293	24	92	19	27	7	0	7	21	55	11	0	17	0	1	3.75	.598	.973	0	0	1	4	24	0	0	0	0	0	5				
Millard, Tim	.299	41	154	30	46	10	0	7	29	77	21	0	27	1	2	3.91	.500	.891	1	0	3	1	12	0	27	0	0	0	8				
Olmeda, Alexis	.000	2	8	0	0	0	0	0	0	0	0	0	7	0	0	.000	.000	.000	0	0	0	0	0	0	0	0	0	0	0	0			
*Ozoria, Daniel	.333	2	3	1	1	0	0	0	0	1	1	0	1	0	0	.500	.333	.833	0	0	0	0	0	0	0	1	0	0	0	0			
*Roper, Erven	.268	41	142	14	38	5	0	5	23	58	13	0	40	2	1	3.44	.408	.752	1	0	4	1	0	0	0	0	0	0	13	3			
*Rosario, Rayneldy	.250	44	160	22	40	3	1	1	12	48	3	0	14	5	5	2.64	.300	.564	0	0	0	5	0	0	0	0	0	42	0	6			
Rubalcaba, Alvaro	.000	5	16	0	0	0	0	0	1	0	1	0	4	1	0	.056	.000	.056	1	0	0	1	0	3	0	2	0	0	0	0			
Sala, Johan	.265	41	147	13	39	8	2	1	15	54	7	0	37	3	1	3.03	.367	.671	0	0	1	1	0	0	0	0	0	39	0	0			
Sanjur, Mario	.244	28	90	10	22	5	0	1	18	30	10	0	25	1	2	3.40	.333	.673	0	0	1	3	1	0	0	0	0	0	26	5			
*Soto, Livan	.291	44	172	31	50	10	0	11	60	24	0	24	9	3	3.85	.349	.734	1	0	3	4	0	0	18	0	28	0	0	20				
Spires, Mitch	.259	36	139	18	36	5	1	3	19	52	12	0	31	6	0	3.16	.374	.690	3	0	1	4	3	19	9	5	0	0	14				
Stefanic, Michael	.143	4	7	0	1	0	0	0	1	1	0	0	3	0	0	.143	.143	.286	0	0	0	0	0	1	0	0	0	0	0	0			
Taylor, Cole	.164	18	55	10	9	4	1	1	2	18	12	0	21	1	2	3.43	.327	.670	0	0	3	1	0	16	0	0	0	0	6	0			
Williams, Cam	.261	28	92	13	24	3	0	3	9	36	9	0	27	2	2	3.40	.391	.731	0	0	2	1	0	0	0	0	27	0	4				
Williams, Nonie	.193	40	161	27	31	8	5	2	24	55	14	0	50	1	1	2.71	.342	.612	2	0	4	3	0	0	0	0	39	0	4				
<b>Team Total</b>	<b>.247</b>	<b>75</b>	<b>2553</b>	<b>367</b>	<b>631</b>	<b>123</b>	<b>20</b>	<b>57</b>	<b>317</b>	<b>965</b>	<b>252</b>	<b>0</b>	<b>651</b>	<b>52</b>	<b>35</b>	<b>323</b>	<b>378</b>	<b>.701</b>	<b>.16</b>	<b>2</b>	<b>42</b>	<b>53</b>							<b>159</b>				

PITCHERS	W	L	ERA	G	GS	CG	SHO	SV	SVO	IP	H	R	ER	HR	HB	BB	B	SO	BK	WP	GO/AO	DP	WHIP	AVG	AB	TBF	SF	GF	HLD
*Aragon, Christian	0	0	8.53	7	0	0	0	0	0	12.2	15	16	12	1	0	9	0	12	0	2	0.86	1.189	.288	52	62	1	3	0	
*Benitez, Anfernee	0	0	3.00	4	0	0	0	0	0	9.0	6	3	3	0	0	6	0	10	0	2	2.20	0.133	.188	32	38	0	1	0	
Chock, Tanner	0	1	4.31	11	3	0	0	0	0	31.1	29	15	15	3	1	17	0	30	0	5	1.42	2.147	.250	116	135	1	1	0	
Cole, Dazon	1	1	4.87	15	0	0	0	0	0	20.1	20	17	11	3	2	7	0	21	0	7	1.44	0.133	.241	83	94	2	8	0	
De Horta, Adrian	0	0	0.00	1	1	0	0	0	0	4.0	4	0	0	0	0	0	0	3	0	1	1.67	0.100	.267	15	15	0	0	0	
Duensing, Cole	0	10	10.32	15	13	0	0	0	0	52.1	86	64	60	11	4	33	0	39	1	18	0.89	6.227	.381	226	270	7	1	0	
Eagle, Matt	3	0	7.06	11	0	0	0	0	2	21.2	36	20	17	2	3	6	0	30	0	3	0.71	0.194	.360	100	111	1	4	0	
*Eckerson, Cody	1	2	14.29	5	2	0	0	0	0	11.1	33	24	18	1	0	4	0	9	0	1	1.00	1.326	.508	65	72	2	0	0	
Franco, Sadrac	0	1	23.14	1	0	0	0	0	1	2.1	4	6	6	0	3	2	0	1	0	2	1.00	1.257	.444	9	14	0	0	0	
Guzman, Emiker	0	1	7.71	1	1	0	0	0	0	4.2	5	4	4	0	0	3	0	4	0	0	1.67	1.171	.294	17	20	0	0	0	
*Higgins, Connor	0	0	0.00	2	0	0	0	0	0	1.0	0	0	0	0	0	1	0	0	0	1.00	1.000	.000	2	3	0	1	0	0	
Jobst, Nick	0	0	9.35	15	0	0	0	0	0	26.0	37	30	27	7	3	11	0	27	0	5	1.83	1.185	.325	114	129	1	4	0	
Kelly, Zack	1	0	1.13	2	0	0	0	0	0	8.0	5	2	1	0	0	2	0	9	0	1	2.00	3.088	.192	26	28	0	1	0	0
Lee, Jake	0	1	2.66	17	0	0	0	0	5	7	23.2	21	12	7	1	0	4	0	30	0	0	1.39	0.156	.223	94	99	0	12	0
Leon, Matt	2	5	6.20	13	8	0	0	0	0	45.0	56	34	31	4	1	15	0	34	1	3	0.90	2.158	.298	188	205	1	2	0	0
*Malmin, Jon	0	1	10.24	5	0	0	0	0	0	9.2	15	16	11	2	2	6	0	9	0	6	3.33	0.217	.333	45	54	0	1	0	0
Molina, Christopher	4	4	5.14	15	11	0	0	0	0	63.0	49	40	36	8	2	32	0	68	1	14	0.77	2.129	.294	240	276	1	0	0	0
Morell, Johnny	0	5	15.34	14	10	0	0	0	0	29.1	49	61	57	7	12	34	0	31	0	22	1.24	0.283	.363	135	182	1	1	0	0
Morrison, Ben	1	1	5.26	20	0	0	0	1	1	25.2	30	19	15	4	0	6	0	26	0	2	0.93	1.140	.280	107	114	1	6	1	0
Murrah, Rion	1	1	6.75	17	0	0	0	0	0	42.2	62	42	32	6	1	11	0	32	1	4	1.51	3.171	.330	188	204	4	3	0	0
Natera, Jose	0	1	9.00	2	2	0	0	0	0	7.0	11	7	7	0	2	5	0	5	1	3	1.50	1.229	.367	30	38	0	0	0	0
Pena, Adalberto	1	1	5.25	7	0	0	0	0	0	12.0	11	8	7	2	3	8	0	7	0	1	1.08	3.158	.244	45	56	0	1	0	0
TPena, Adalberto	2	2	5.95	10	1	0	0	0	0	19.2	21	16	13	2	3	11	0	15	0	2	0.76	3.163	.273	77	94	2	1	0	0
Pina, Robinson	1	1	3.21	5	0	0	0	0	0	14.0	13	6	5	1	3	8	0	18	0	2	0.44	0.150	.245	53	65	1	0	0	0
*Rivera, Jerryell	0	0	14.00	5	4	0	0	0	0	1	9.0	16	22	14	4	2	18	0	3	0	2.29	3.378	.410	39	62	2	0	0	0
Roper, Erven	0	0	9.00	1	0	0	0	0	0	1.0	2	1	1	0	1	0	2	0	0	0	1.00	3.000	.400	5	7	0	1	0	0
Smith, Tyler	2	1	3.95	17	0	0	0	1	1	27.1	27	14	12	3	1	14	0	32	1	5	1.40	2.150	.252	107	122	0	3	1	0
Swanda, John	0																												



## W-L Record: 16-38

BATTERS	AVG	G	AB	R	H	2B	3B	HR	RBI	TB	BB	IBB	SO	SB	CS	OBP	SLG	OPS	SF	SAC	HBP	GI										E
																						DP	1B	2B	3B	SS	OF	C	P			
Adams, Jordyn	.243	20	70	8	17	2	2	0	5	23	10	0	23	5	2	.354	.329	.682	0	2	0	0	0	0	0	0	15	0	3			
Barnes, Griffin	.125	3	8	0	1	0	0	0	1	1	1	0	4	0	0	.222	.125	.347	0	0	0	0	0	0	0	0	0	3	0			
#Bond, Brett	.292	30	89	11	26	5	0	0	9	31	9	0	18	0	0	.357	.348	.705	0	0	1	21	0	0	0	0	0	9	8			
Bray, Datre	.130	23	69	8	9	1	1	0	4	12	10	0	34	3	0	.282	.174	.456	1	0	5	0	0	0	0	0	20	0	3			
Camargo, Bernabe	.227	21	66	13	15	1	0	0	7	16	8	0	19	1	0	.329	.242	.572	2	0	3	0	14	0	7	1	0	0	4			
*Clawson, David	.297	24	64	10	19	6	2	0	13	29	9	0	14	1	0	.368	.453	.822	3	0	0	1	9	0	0	0	0	10	4			
De La Cruz, Julio	.189	14	53	4	10	4	1	1	6	19	3	0	20	0	2	.241	.358	.600	1	0	1	0	0	11	2	0	1	0	3			
Deveaux, Trent	.199	44	166	20	33	5	0	1	11	41	24	0	68	7	4	.309	.247	.556	1	0	3	1	0	0	0	0	43	0	4			
Flores, Jeans	.173	23	75	4	13	2	0	0	3	15	6	0	14	0	0	.241	.200	.441	1	0	1	3	1	0	0	0	0	0	23	6		
*Gomez, Cristian	.500	2	6	2	3	3	0	0	0	6	3	0	2	0	0	.667	1.000	1.667	0	0	0	0	2	0	0	0	0	0	2			
Jackson, Jeremiah	.317	21	82	13	26	4	2	5	14	49	7	0	25	6	1	.374	.598	.971	1	0	1	2	0	0	0	0	21	0	7			
Jones, Justin	.246	24	69	13	17	2	0	0	9	19	11	0	11	5	1	.381	.275	.656	0	0	4	4	3	2	17	1	0	0	4			
#Knowles, D'Shawn	.301	30	113	19	34	4	1	1	14	43	15	1	27	7	4	.385	.381	.765	1	0	1	0	0	0	0	0	0	28	0	1		
Marcano, Marlon	.250	7	24	1	6	0	0	0	2	6	0	0	6	0	0	.240	.250	.490	1	0	0	0	0	0	0	0	0	0	7	0		
Mendoza, William	.114	11	35	2	4	0	0	0	2	4	2	0	17	0	1	.162	.114	.276	0	0	0	0	2	0	0	0	0	0	9	2		
Menendez, Wilki	.176	6	17	3	3	1	0	1	1	7	2	0	3	0	0	.263	.412	.675	0	0	0	1	1	0	0	0	0	1	0	0		
*Ozoria, Daniel	.193	49	197	14	38	3	1	0	12	43	11	0	56	6	0	.263	.243	.218	.461	0	2	2	3	0	13	5	32	0	0	20		
#Rivas, Leonardo	.250	2	8	2	2	1	0	1	3	6	0	0	2	0	0	.250	.750	1.000	0	0	0	0	0	0	0	1	0	0	0			
Rivera, William	.152	27	92	5	14	1	0	0	2	15	8	0	36	1	0	.235	.163	.398	0	0	2	2	0	0	1	0	0	12	0	1		
Sala, Johan	.375	13	32	7	12	2	0	0	6	20	6	0	9	1	2	.488	.625	1.113	1	0	2	1	0	0	0	0	0	22	0	0		
Stefanic, Michael	.393	9	28	2	11	0	1	0	4	13	4	0	2	0	0	.469	.464	.933	0	1	0	0	5	2	2	0	0	0	0	2		
Taylor, Cole	.300	3	10	1	3	0	0	0	0	7	0	0	2	0	0	.364	.700	1.064	0	0	1	0	0	1	2	0	0	0	0	0		
Vernier, Jose	.219	50	178	15	39	8	1	2	22	55	16	0	69	8	6	.303	.309	.612	1	0	6	4	0	29	19	0	0	0	17			
Wenson, Harrison	.417	3	12	1	5	0	0	2	2	9	0	0	4	0	0	.417	.750	1.167	0	0	0	0	0	0	0	0	0	0	1	0		
Williams, Cam	.333	4	9	0	3	1	0	0	3	4	2	0	4	1	0	.455	.444	.899	0	0	0	0	0	0	0	0	0	3	0	0		
Williams-Nelson, Drevian	.217	30	92	11	20	3	0	0	3	23	10	0	31	6	2	.301	.250	.551	0	0	1	2	0	0	0	0	25	0	2			
<b>Team Total</b>	<b>.230</b>	<b>54</b>	<b>1764</b>	<b>202</b>	<b>405</b>	<b>63</b>	<b>19</b>	<b>12</b>	<b>166</b>	<b>542</b>	<b>188</b>	<b>1</b>	<b>554</b>	<b>62</b>	<b>31</b>	<b>.315</b>	<b>.307</b>	<b>.623</b>	<b>15</b>	<b>4</b>	<b>40</b>	<b>28</b>							<b>115</b>			

PITCHERS	W	L	ERA	G	GS	CG	SHO	SV	SVO	IP	H	R	ER	HR	HB	BB	SO	BK	WP	GO/AO	DP	WHIP	AVG	AB	TBF	SF	GF	HLD
Adkins, Chase	0	4	2.22	14	0	0	0	3	3	24.1	16	13	6	2	0	7	0	27	0	1.13	2.095	.172	93	101	1	12	0	
Agramonte, Galvi	1	0	2.03	5	0	0	0	0	0	13.1	8	6	3	0	1	5	0	15	0	1.80	1.098	.160	50	57	1	0	0	
Almonte, Miguel	0	0	0.00	1	1	0	0	0	0	1.0	1	0	0	0	0	0	0	2	0	0.00	1.00	.250	4	4	0	0	0	
Alvarado, Luis	0	1	4.50	2	0	0	0	0	0	4.0	2	2	2	0	0	4	2	7	0	1.20	0.150	.133	15	19	0	0	0	
*Aragon, Cristian	0	2	3.07	8	0	0	0	0	0	14.2	14	7	5	0	1	5	1	19	0	3.047	1.130	.255	55	64	2	5	0	
Arnez, Kibber	0	1	13.11	11	0	0	0	0	0	21.2	21	17	17	1	3	13	0	8	1	4.077	1.291	.412	51	68	1	1	0	
Belton, Greg	0	0	7.11	5	0	0	0	0	0	6.1	4	5	5	0	0	5	0	10	0	0.13	0.142	.182	22	28	1	1	0	
Bond, Brett	0	0	0.00	1	0	0	0	0	0	0.1	0	0	0	0	0	0	0	0	0	0.00	0.00	.000	1	1	0	1	0	
Buttrey, Ty	0	0	0.00	1	1	0	0	0	0	1.0	0	0	0	0	0	0	0	0	0	0.00	0.00	.000	3	3	0	0	0	
Chatham, Clayton	0	0	5.40	12	0	0	0	0	0	21.2	18	15	13	1	3	14	0	26	0	3.164	2.148	.225	80	98	1	4	0	
Chock, Tanner	0	1	4.70	5	0	0	0	0	0	7.2	7	5	4	1	0	3	0	9	0	1.275	0.130	.226	31	34	0	2	0	
Cole, Dazon	0	0	5.40	2	0	0	0	0	0	5.0	5	4	3	1	0	1	0	9	0	1.060	0.120	.227	22	23	0	0	0	
De Horta, Adrian	0	0	5.40	2	2	0	0	0	0	5.0	6	6	3	1	3	1	0	6	0	1.100	1.140	.300	20	24	0	0	0	
*De Leon, Yoel	2	3	4.30	11	4	0	0	0	0	37.2	41	26	18	1	1	14	0	32	2	4.085	3.146	.263	156	173	2	1	0	
*Eckerson, Cody	1	2	4.86	8	0	0	0	0	0	16.2	16	11	9	1	0	11	0	18	0	1.655	0.162	.242	66	78	1	2	0	
Eregua, Greyfer	0	0	0.00	4	2	0	0	0	0	6.0	2	1	0	0	0	1	0	4	0	1.14	1.050	.095	21	22	0	1	0	
Franco, Sadrac	1	1	4.94	12	3	0	0	1	1	31.0	30	20	17	1	0	19	0	32	1	10.107	1.158	.250	120	143	3	1	0	
Guzman, Emilker	1	2	3.38	11	9	0	0	0	0	37.1	36	16	14	2	1	7	0	31	0	3.152	2.115	.250	144	153	0	0	0	
Herrin, Travis	0	0	0.00	4	2	0	0	0	0	6.0	2	0	0	0	0	0	0	4	0	1.80	0.333	.100	20	20	0	0	0	
*Higgins, Connor	2	1	3.86	14	0	0	0	1	3	21.0	16	11	9	0	2	17	0	24	1	3.67	1.157	.198	81	101	0	5	0	
Hofackett, Adam	0	0	3.86	8	0	0	0	0	0	11.2	10	6	5	0	0	2	0	14	0	2.283	0.103	.217	46	49	0	1	0	
Leon, Matt	0	0	0.00	3	0	0	0	0	0	5.2	3	0	0	0	0	1	0	10	0	0.133	0.071	.150	20	21	0	1	1	
M																												



# DOMINICAN ANGELS

W-L Record: 21-51

BATTERS	AVG	G	AB	R	H	2B	3B	HR	RBI	TB	BB	IBB	SO	SB	CS	OBP	SLG	OPS	SF	SAC	HBP	GI		---GAMES BY POSITION---									
																						DP	1B	2B	3B	SS	OF	C	E				
Apolinar, Samy	.174	55	172	20	30	6	2	1	9	43	35	0	53	6	3	.313	.250	.563	1	0	0	1	50	0	5	0	0	0	0	11			
De La Cruz, Julio	.194	50	180	22	35	10	0	5	29	60	24	0	65	4	3	.296	.333	.629	0	0	2	2	0	30	14	0	0	0	0	25			
*Diaz, Luis	.207	49	140	22	29	7	0	1	17	39	41	2	50	2	3	.404	.279	.683	0	0	6	4	2	0	0	0	39	0	2				
Gonzalez, Andres	.200	34	95	7	19	2	0	0	10	21	13	0	21	1	0	.294	.221	.515	1	0	0	2	0	0	0	0	0	0	27	5			
#Gutierrez, Nishell	.177	25	62	6	11	0	1	0	6	13	20	0	16	0	0	.400	.210	.610	0	0	3	3	0	6	11	0	0	5	4				
#Guzman, Jose	.282	44	131	20	37	4	5	1	7	54	21	0	32	6	3	.390	.412	.802	0	0	2	2	0	25	5	3	0	0	17				
Marcano, Marlon	.265	27	68	10	18	3	0	1	11	24	11	0	11	0	1	.393	.353	.746	1	0	4	1	1	0	0	0	0	24	5				
#Moya, Kendy	.242	53	161	27	39	8	5	0	23	57	46	0	39	9	6	.423	.354	.777	2	1	6	4	0	1	31	13	12	0	8				
Nunez, Geison	.205	38	127	20	26	5	1	2	16	39	11	0	44	1	3	.282	.307	.589	1	0	3	2	1	0	0	0	0	30	6				
Pineda, Maikel	.198	37	121	14	24	8	0	0	11	38	7	0	27	1	2	.254	.314	.568	0	0	2	2	23	0	0	0	4	0	6				
Quezada, Jose	.258	63	248	39	64	4	5	2	25	84	31	0	52	26	13	.344	.339	.683	3	0	3	3	0	10	0	0	49	0	9				
*Reyes, Jose	.225	63	227	36	51	12	8	2	27	85	37	1	74	9	6	.341	.374	.715	2	0	4	4	0	0	0	0	62	0	3				
Rijo, Jeison	.146	13	41	3	6	0	0	0	2	6	6	0	11	0	1	.300	.146	.446	0	0	3	1	0	0	12	0	0	0	5				
*Rivas, Rainier	.242	27	99	15	24	2	1	1	7	31	14	0	31	6	1	.336	.313	.649	0	0	1	0	0	0	0	0	25	0	3				
#Santana, Adderlin	.167	66	234	29	39	8	6	0	13	59	33	0	84	10	3	.272	.252	.524	3	1	2	1	0	4	0	60	1	0	24				
*Urceta, Raider	.263	42	160	18	42	11	1	2	25	61	5	1	40	1	3	.292	.381	.674	3	0	3	3	0	0	0	0	31	0	6				
<b>Team Total</b>	<b>.218</b>	<b>72</b>	<b>2267</b>	<b>308</b>	<b>494</b>	<b>90</b>	<b>35</b>	<b>20</b>	<b>238</b>	<b>714</b>	<b>355</b>	<b>4</b>	<b>651</b>	<b>82</b>	<b>54</b>	<b>.332</b>	<b>.315</b>	<b>.647</b>	<b>18</b>	<b>2</b>	<b>43</b>	<b>36</b>							<b>178</b>				

PITCHERS	W	L	ERA	G	GS	CG	SHO	SV	SVO	IP	R	ER	HR	HB	BB	IBB	SO	BK	WP	GO/AO	DP	WHIP	AVG	AB	TBF	SF	GF	HLD	
																													Agramonte, Galvi
Antigua, Faustino	0	5	13.92	22	0	0	0	0	1	21.1	21	37	33	0	6	42	0	18	1	32	1.18	0	2.95	256	82	135	5	7	2
Aquino, Ewdy	1	1	4.70	14	0	0	0	0	0	23.0	24	14	12	0	1	9	0	17	4	8	1.09	3	1.43	276	87	97	0	5	1
Bonilla, Christopher	2	2	4.09	23	0	0	0	1	2	44.0	42	29	20	2	9	19	0	32	1	17	1.47	3	1.39	258	163	196	2	8	1
Caceres, Kelvin	2	7	4.98	14	10	0	0	0	0	47.0	39	29	26	5	3	18	0	32	2	8	0.91	2	1.21	215	181	203	0	0	0
Duran, Emmanuel	0	5	6.57	14	9	0	0	0	0	38.1	25	37	28	3	8	33	0	42	0	21	1.50	3	1.51	184	136	178	1	0	0
*Espinal, Andersson	1	0	3.22	13	0	0	0	0	0	22.1	14	14	8	0	2	28	0	27	0	8	0.82	1	1.88	179	78	111	3	2	0
Gomez, Victor	1	2	7.34	22	0	0	0	1	1	30.2	37	35	25	2	3	27	0	28	1	18	0.71	2	2.09	289	128	160	2	10	1
*Gomez, Wilson	0	1	14.82	18	0	0	0	1	2	17.0	16	33	28	0	8	30	0	21	1	23	1.36	0	2.71	242	66	108	3	4	0
*Gonzalez, Jenny	1	4	3.56	13	11	0	0	0	0	43.0	39	25	17	1	3	15	0	38	1	7	1.37	4	1.26	236	165	185	1	0	0
Gutierrez, Nishell	0	0	0.00	1	0	0	0	0	0	1.0	1	0	0	0	0	0	0	0	0	0	0.50	0	1.00	250	4	4	0	1	0
*Leon, Jesus	1	5	5.18	21	1	0	0	0	0	33.0	28	31	19	1	3	38	0	33	1	6	0.71	1	2.00	230	122	167	1	4	2
Lopez, Nehemias	2	1	5.85	13	3	0	0	0	0	32.1	31	25	21	2	5	21	0	25	0	9	0.91	3	1.61	256	121	147	0	3	0
Lucas, Jean Carlos	2	3	2.98	15	12	0	0	0	0	51.1	52	20	17	3	6	15	0	39	0	14	1.26	3	1.31	267	195	218	2	1	0
*Moncion, Kelvin	1	4	3.04	14	13	0	0	0	0	50.1	46	24	17	1	0	19	0	61	1	8	2.55	6	1.29	255	182	204	0	0	0
Pena, Andres	1	3	15.26	4	1	0	0	0	0	7.2	8	13	13	1	1	15	0	6	0	8	0.56	0	3.00	296	27	44	1	0	0
Pena, Elian	2	1	10.02	23	0	0	0	0	0	32.1	34	44	36	2	8	39	1	22	2	23	2.00	3	2.26	272	125	178	4	7	0
*Perez, Samuel	2	0	1.44	13	0	0	0	2	2	31.1	28	9	5	0	1	3	0	32	2	4	0.80	1	0.99	228	123	127	0	10	0
Pina, Robinson	2	0	4.02	8	0	0	0	1	1	15.2	12	10	7	0	2	6	0	26	0	2	1.7	1	1.15	214	56	65	1	8	0
Portorreal, Samir	0	0	15.00	4	0	0	0	0	2	3.0	11	9	5	1	1	3	0	5	0	0	1.50	1	4.67	524	21	25	0	2	0
Rodriguez, Jose M.	0	0	0.00	2	2	0	0	0	0	6.0	2	1	0	0	0	3	0	7	0	1	1.10	0	0.83	105	19	23	1	0	0
Valdez, Yeyson	0	1	2.82	8	4	0	0	0	0	22.1	18	8	7	0	4	15	0	16	0	8	2.50	3	1.48	217	83	102	0	0	0
<b>Team Total</b>	<b>21</b>	<b>51</b>	<b>5.54</b>	<b>72</b>	<b>72</b>	<b>0</b>	<b>1</b>	<b>6</b>	<b>13</b>	<b>597.1</b>	<b>563</b>	<b>481</b>	<b>368</b>	<b>25</b>	<b>76</b>	<b>415</b>	<b>1</b>	<b>551</b>	<b>17</b>	<b>229</b>	<b>1.68</b>	<b>42</b>	<b>1.64</b>	<b>248</b>	<b>2269</b>	<b>2803</b>	<b>29</b>	<b>72</b>	<b>78</b>

KEY: \* - lefthanded hitter/pitcher, # - switch hitter

MINOR LEAGUE



TM

# ORGANIZATIONAL PLAYERS



## JORDYN ADAMS

OF

AGE: 19 BORN: Oct. 10, 1999 in Cary, NC

RESIDES: Cary, NC

HT.: 6-2 WT.: 180

BATS & THROWS: Right

ACQUIRED: First round (17th overall) of 2018 June Amateur Draft

HIGH SCHOOL: Green Hope HS (NC)

COLLEGE: —

FULL NAME: Jordyn Bradley Adams

SIGNED BY: Chris McAlpin (Angels)

Year	Club	AVG	G	AB	R	H	2B	3B	HR	RBI	SH	SF	HBP	BB	IBB	SO	SB	CS	GDP	SLG	OBP	E
2018—Angels (AZL)		.243	20	70	8	17	2	2	0	5	0	0	2	10	0	23	5	2	0	.329	.354	3
	Orem	.314	9	35	5	11	4	1	0	8	0	1	0	4	0	7	0	1	2	.486	.375	1
<b>MINOR TOTALS</b>		<b>.267</b>	<b>29</b>	<b>105</b>	<b>13</b>	<b>28</b>	<b>6</b>	<b>3</b>	<b>0</b>	<b>13</b>	<b>0</b>	<b>1</b>	<b>2</b>	<b>14</b>	<b>0</b>	<b>30</b>	<b>5</b>	<b>3</b>	<b>2</b>	<b>.381</b>	<b>.361</b>	<b>4</b>

## JO ADELL

OF

For information, see 2019 Angels Players Section.

## CHASE ADKINS

RHP

AGE: 23 BORN: May 14, 1995 in Powder Springs, GA

RESIDES: Powder Springs, GA

HT.: 5-11 WT.: 180

BATS & THROWS: Right

ACQUIRED: Signed as minor league free agent, June 22, 2018

HIGH SCHOOL: Hillgrove HS (GA)

COLLEGE: University of Georgia

FULL NAME: Chase Adkins

SIGNED BY: Todd Hogan (Angels)

Year	Club	W-L	ERA	G	GS	CG	GF	SHO	SV	IP	H	R	ER	HR	HB	BB	IBB	SO	WP	BK	BAA
2018—Angels (AZL)		0-4	2.22	14	0	0	12	0	3	24.1	16	13	6	2	0	7	0	27	1	0	.172

## GALVI AGRAMONTE

RHP

AGE: 20 BORN: May 19, 1998 in Cotui, DR

RESIDES: Cotui, DR

HT.: 5-11 WT.: 190

BATS & THROWS: Right

ACQUIRED: Signed as international free agent, July 3, 2017

HIGH SCHOOL: —

COLLEGE: —

FULL NAME: Galvi Gabriel Agramonte

SIGNED BY: Frank Tejada (Angels)

Year	Club	W-L	ERA	G	GS	CG	GF	SHO	SV	IP	H	R	ER	HR	HB	BB	IBB	SO	WP	BK	BAA
2017—Angels (DSL)		2-2	5.14	12	0	0	6	0	1	21	25	17	12	2	2	12	0	17	7	1	.301
2018—Angels (DSL)		0-5	9.25	9	6	0	0	0	0	14.1	35	34	25	1	2	17	0	24	4	0	.333
	Angels (AZL)	1-0	2.03	5	0	0	0	0	0	13.1	8	6	3	0	1	5	0	15	1	0	.160
<b>MINOR TOTALS</b>		<b>3-7</b>	<b>6.14</b>	<b>26</b>	<b>6</b>	<b>0</b>	<b>0</b>	<b>0</b>	<b>1</b>	<b>58.2</b>	<b>68</b>	<b>57</b>	<b>40</b>	<b>3</b>	<b>5</b>	<b>34</b>	<b>0</b>	<b>56</b>	<b>12</b>	<b>1</b>	<b>.286</b>

## JASON ALEXANDER

RHP

AGE: 26 BORN: Mar. 1, 1993 in Windsor, CA

RESIDES: Windsor, CA

HT.: 6-3 WT.: 200

BATS & THROWS: Right

ACQUIRED: Signed as non-drafted free agent, June 21, 2017

HIGH SCHOOL: Cardinal Newman HS (CA)

COLLEGE: Santa Rosa JC (CA), Long Beach State University (CA), Menlo College (CA)

FULL NAME: Jason Raymond Alexander

SIGNED BY: Ben Diggins (Angels)

Year	Club	W-L	ERA	G	GS	CG	GF	SHO	SV	IP	H	R	ER	HR	HB	BB	IBB	SO	WP	BK	BAA
2017—Angels (AZL)		1-1	4.79	10	0	0	1	0	1	20.2	23	11	11	0	0	2	0	19	2	1	.277
	Inland Empire	0-0	6.75	2	0	0	0	0	0	5.1	8	7	4	0	0	1	0	2	0	0	.333
	Orem	1-0	1.02	6	0	0	4	0	1	17.2	10	2	2	0	0	1	0	16	1	0	.159
2018—Salt Lake		0-1	3.50	2	1	0	0	0	0	6.2	11	6	5	2	2	4	0	7	0	0	.393
	Inland Empire	2-4	4.50	9	9	0	0	0	0	48.0	41	32	24	7	1	13	0	48	6	1	.222
	Mobile	2-5	4.09	13	11	0	1	0	0	61.2	63	30	28	5	3	15	0	40	2	0	.267
<b>MINOR TOTALS</b>		<b>6-11</b>	<b>4.16</b>	<b>42</b>	<b>21</b>	<b>0</b>	<b>6</b>	<b>0</b>	<b>2</b>	<b>160.0</b>	<b>156</b>	<b>88</b>	<b>74</b>	<b>14</b>	<b>6</b>	<b>36</b>	<b>0</b>	<b>132</b>	<b>11</b>	<b>2</b>	<b>.252</b>

## ADRIAN ALMEIDA

LHP

AGE: 23 BORN: Feb. 25, 1995 in Puerto Cabello, VZ

RESIDES: Tucacas, VZ

HT.: 6-0 WT.: 160

BATS & THROWS: Left

ACQUIRED: From New York Mets in AAA Rule 5 Draft, Dec. 8, 2016

HIGH SCHOOL: —

COLLEGE: —

FULL NAME: Adrian Jose (Mendoza) Almeida

SIGNED BY: Hector Rincones (Mets)

Year	Club	W-L	ERA	G	GS	CG	GF	SHO	SV	IP	H	R	ER	HR	HB	BB	IBB	SO	WP	BK	BAA
2012—Mets 1 (DSL)		0-3	2.50	12	12	0	0	0	0	39.2	35	14	11	0	3	24	0	33	3	1	.255
2013—Mets 1 (DSL)		3-2	4.55	8	8	0	0	0	0	27.2	23	14	14	0	6	18	0	26	10	1	.232
	Mets 2 (DSL)	0-1	2.57	4	4	0	0	0	0	14	8	5	4	0	0	9	0	17	4	0	.167
2014—Mets (GCL)		3-2	2.13	10	7	0	0	0	0	38	26	14	9	0	7	23	1	40	4	1	.198
2015—Kingsport		2-1	5.94	9	0	0	5	0	1	16.2	13	13	11	0	2	18	0	17	2	1	.217
2016—Brooklyn		0-1	3.86	3	0	0	1	0	0	2.1	3	1	1	0	1	3	0	5	1	0	.273
	Kingsport	0-3	6.14	18	0	0	7	0	2	22	21	18	15	3	6	13	0	29	5	0	.247
2017—Burlington		1-3	5.31	27	0	0	8	0	0	42.1	43	30	25	1	3	32	0	50	9	0	.265
2018—Inland Empire		0-0	0.75	7	0	0	2	0	1	12.0	6	2	1	0	1	4	0	19	1	0	.146
	Mobile	2-4	4.25	33	0	0	7	0	0	48.2	30	26	23	3	5	51	0	54	11	1	.179
<b>MINOR TOTALS</b>		<b>11-20</b>	<b>3.90</b>	<b>131</b>	<b>31</b>	<b>0</b>	<b>30</b>	<b>0</b>	<b>4</b>	<b>263.1</b>	<b>208</b>	<b>137</b>	<b>114</b>	<b>7</b>	<b>34</b>	<b>195</b>	<b>1</b>	<b>290</b>	<b>50</b>	<b>5</b>	<b>.221</b>

MINOR LEAGUE





# ORGANIZATIONAL PLAYERS

## MIGUEL ALMONTE

RHP

For information, see 2019 Angels Players Section.

## LUIS ALVARADO

RHP

AGE: 22 BORN: Jan. 5, 1997 in Salinas, PR

RESIDES: Salinas, PR

HT.: 6-4 WT.: 210

BATS & THROWS: Right

ACQUIRED: 17th round of 2018 First-Year Player Draft

HIGH SCHOOL: Puerto Rico Baseball Academy

COLLEGE: University of Nebraska

FULL NAME: Luis Fernando Alvarado

SIGNED BY: Drew Dominguez (Angels)

Year	Club	W-L	ERA	G	GS	CG	GF	SHO	SV	IP	H	R	ER	HR	HB	BB	IBB	SO	WP	BK	BAA
2018—Angels (AZL)		0-1	4.50	2	0	0	0	0	0	4.0	2	2	2	0	0	4	2	7	1	0	.133
	Orem	0-1	6.00	14	0	0	4	0	0	18.0	17	12	12	3	4	8	0	23	5	0	.246
MINOR TOTALS		0-2	5.73	16	0	0	4	0	0	22.0	19	14	14	3	4	12	2	30	6	0	.226

## FAUSTINO ANTIGUA

RHP

AGE: 19 BORN: May 23, 1999 in Santo Domingo, DR

RESIDES: Santo Domingo, DR

HT.: 6-5 WT.: 200

BATS & THROWS: Right

ACQUIRED: Signed as international free agent, Jan. 4, 2017

HIGH SCHOOL: —

COLLEGE: —

FULL NAME: Faustino Antigua

SIGNED BY: Francisco Tejada, Domingo Garcia & Jochy Cabrera (Angels)

Year	Club	W-L	ERA	G	GS	CG	GF	SHO	SV	IP	H	R	ER	HR	HB	BB	IBB	SO	WP	BK	BAA
2017—Angels (DSL)		0-1	16.20	8	0	0	3	0	0	5.0	6	12	9	1	0	12	0	8	13	0	.300
2018—Angels (DSL)		0-5	13.92	22	0	0	7	0	0	21.1	21	37	33	0	6	42	0	18	32	1	.256
MINOR TOTALS		0-6	14.35	30	0	0	10	0	0	26.1	27	49	42	1	6	54	0	26	45	1	.265

## SAMY APOLINAR

INF

AGE: 21 BORN: Dec. 1, 1997, in Santo Domingo, DR

RESIDES: Santo Domingo, DR

HT.: 5-11 WT.: 215

BATS: Left THROWS: Right

ACQUIRED: Signed as international free agent, Feb. 16, 2017

HIGH SCHOOL: —

COLLEGE: —

FULL NAME: Samy Junior Apolinar

SIGNED BY: Frank Tejada (Angels)

Year	Club	AVG	G	AB	R	H	2B	3B	HR	RBI	SH	SF	HBP	BB	IBB	SO	SB	CS	GDP	SLG	OBP	E
2018—Angels (DSL)		.174	55	172	20	30	6	2	1	9	0	1	0	35	0	53	6	3	1	.250	.313	11

## EWDY AQUINO

RHP

AGE: 19 BORN: Feb. 24, 2000 in Dajabon, DR

RESIDES: Dajabon, DR

HT.: 5-9 WT.: 170

BATS & THROWS: Right

ACQUIRED: Signed as international free agent, Aug. 1, 2016

HIGH SCHOOL: —

COLLEGE: —

FULL NAME: Ewdy Aquino

SIGNED BY: Domingo Garcia and Alfredo Ulloa (Angels)

Year	Club	W-L	ERA	G	GS	CG	GF	SHO	SV	IP	H	R	ER	HR	HB	BB	IBB	SO	WP	BK	BAA
2018—Angels (DSL)		1-1	4.70	14	0	0	5	0	0	23.0	24	14	12	0	1	9	0	17	8	4	.276

## STIWARD AQUINO

RHP

AGE: 19 BORN: June 20, 1999 in Sabana Grande de Palenque, DR RESIDES: Sabana Grande de Palenque, DR HT.: 6-6 WT.: 175

BATS & THROWS: Right

ACQUIRED: Signed as international free agent, Dec. 30, 2016

HIGH SCHOOL: —

COLLEGE: —

FULL NAME: Stiward Aquino

SIGNED BY: Domingo Garcia, Alfredo Ulloa and Frankie Thon (Angels)

Year	Club	W-L	ERA	G	GS	CG	GF	SHO	SV	IP	H	R	ER	HR	HB	BB	IBB	SO	WP	BK	BAA
2017—Angels (DSL)		0-2	4.56	7	4	0	0	0	0	23.2	25	14	12	1	2	9	0	29	4	0	.272
	Angels (AZL)	1-0	1.59	2	0	0	0	0	0	5.2	5	1	1	0	0	4	0	2	0	1	.250
2018										DID NOT PLAY											
MINOR TOTALS		1-2	3.99	9	4	0	0	0	0	29.1	30	15	13	1	2	13	0	31	4	1	.268

## KEVIN ARIAS

INF

AGE: 20 BORN: Feb. 18, 1999 in Maracay, VZ

RESIDES: Maracay, VZ

HT.: 5-10 WT.: 160

BATS & THROWS: Right

ACQUIRED: Signed as international free agent, July 2, 2015

HIGH SCHOOL: —

COLLEGE: —

FULL NAME: Kevin Javier Arias

SIGNED BY: Carlos Ramirez and Marlon Urdaneta (Angels)

Year	Club	AVG	G	AB	R	H	2B	3B	HR	RBI	SH	SF	HBP	BB	IBB	SO	SB	CS	GDP	SLG	OBP	E
2016—Angels (DSL)		.218	53	165	19	36	6	0	1	8	4	0	6	15	0	40	12	5	0	.273	.306	13
2017—Angels (DSL)		.296	7	27	6	8	0	2	0	1	0	0	1	4	0	8	3	1	0	.444	.406	3
	Angels (AZL)	.205	13	39	7	8	1	2	0	2	1	0	1	4	0	15	4	1	0	.333	.295	3
2018										DID NOT PLAY												
MINOR TOTALS		.225	73	231	32	52	7	4	1	11	5	0	8	23	0	63	19	7	0	.303	.317	19

MINOR LEAGUE



# ORGANIZATIONAL PLAYERS



## KIBER ARVELAEZ

RHP

AGE: 20 BORN: May 9, 1998 in El Tigre, VZ

RESIDES: El Tigre, VZ

HT: 5-10 WT.: 170

BATS & THROWS: Right

ACQUIRED: Signed as international free agent, Oct. 1, 2015

HIGH SCHOOL: —

COLLEGE: —

FULL NAME: Kiber Jose Arvelaez

SIGNED BY: Marlon Urdaneta, Alfredo Ulloa and Frank Tejada (Angels)

Year	Club	W-L	ERA	G	GS	CG	GF	SHO	SV	IP	H	R	ER	HR	HB	BB	IBB	SO	WP	BK	BAA
2016—Angels (DSL)		5-2	2.01	16	4	0	6	0	1	49.1	44	14	11	2	2	11	0	41	3	1	.243
2017—Angels (DSL)		5-3	1.56	24	0	0	21	0	7	40.1	31	12	7	0	3	13	0	37	5	2	.221
2018—Angels (AZL)		0-1	13.11	11	0	0	1	0	0	11.2	21	17	17	1	3	13	0	8	4	1	.412
<b>MINOR TOTALS</b>		<b>10-6</b>	<b>3.11</b>	<b>51</b>	<b>4</b>	<b>0</b>	<b>28</b>	<b>0</b>	<b>8</b>	<b>101.1</b>	<b>96</b>	<b>43</b>	<b>35</b>	<b>3</b>	<b>8</b>	<b>37</b>	<b>0</b>	<b>86</b>	<b>12</b>	<b>4</b>	<b>.258</b>

## ROBERTO BALDOQUIN

INF

AGE: 24 BORN: May 14, 1994 in Las Tunas, Cuba

RESIDES: Miami, FL

HT: 5-11 WT.: 200

BATS & THROWS: Right

ACQUIRED: Signed as international free agent, Dec. 19, 2014

HIGH SCHOOL: —

COLLEGE: —

FULL NAME: Roberto Suliban Baldoquin

SIGNED BY: Rene Rojas and Alfredo Ulloa (Angels)

Year	Club	AVG	G	AB	R	H	2B	3B	HR	RBI	SH	SF	HBP	BB	IBB	SO	SB	CS	GDP	SLG	OBP	E
2015—Angels (AZL)		.139	25	79	7	11	1	0	1	7	0	0	1	8	0	32	2	2	0	.190	.227	2
2011—Las Tunas (Cuba)		.167	19	12	3	2	0	0	0	1	0	0	1	1	0	4	0	1	0	.167	.286	0
2012—Las Tunas (Cuba)		.248	43	109	21	27	2	4	0	13	2	1	4	9	0	11	3	2	2	.339	.325	0
2013—Las Tunas (Cuba)		.279	23	68	11	19	0	0	1	8	1	0	6	4	0	10	2	2	4	.324	.372	7
<b>CUBAN TOTALS</b>		<b>.254</b>	<b>85</b>	<b>189</b>	<b>35</b>	<b>48</b>	<b>2</b>	<b>4</b>	<b>1</b>	<b>22</b>	<b>3</b>	<b>1</b>	<b>11</b>	<b>14</b>	<b>0</b>	<b>25</b>	<b>5</b>	<b>5</b>	<b>6</b>	<b>.323</b>	<b>.340</b>	<b>7</b>
2014—																						
2015—Inland Empire		.235	77	289	23	68	12	1	1	27	4	3	4	9	0	70	4	5	7	.294	.266	12
2016—Inland Empire		.198	64	227	19	45	6	1	0	15	3	1	3	21	0	62	3	3	5	.233	.274	5
2017—Burlington		.253	52	178	19	45	8	1	4	12	4	0	2	12	0	42	6	4	6	.376	.307	9
2018—Inland Empire		.293	31	116	10	34	2	6	1	13	2	1	2	10	0	28	3	2	2	.440	.357	2
Mobile		.269	51	193	16	52	7	2	1	27	0	3	3	13	0	46	3	3	7	.342	.321	10
<b>MINOR TOTALS</b>		<b>.243</b>	<b>275</b>	<b>1103</b>	<b>87</b>	<b>244</b>	<b>35</b>	<b>11</b>	<b>7</b>	<b>94</b>	<b>13</b>	<b>8</b>	<b>14</b>	<b>65</b>	<b>0</b>	<b>248</b>	<b>19</b>	<b>17</b>	<b>27</b>	<b>.321</b>	<b>.296</b>	<b>38</b>

DID NOT PLAY

## MATT BALL

RHP

AGE: 24 BORN: Jan. 23, 1995 in San Diego, CA

RESIDES: San Diego, CA

HT: 6-5 WT.: 200

BATS & THROWS: Right

ACQUIRED: From Texas in AAA Rule 5 Draft, Dec. 14, 2017

HIGH SCHOOL: Bonita Vista HS (CA)

COLLEGE: —

FULL NAME: Matthew James Ball

SIGNED BY: George Kachigian (White Sox)

Year	Club	W-L	ERA	G	GS	CG	GF	SHO	SV	IP	H	R	ER	HR	HB	BB	IBB	SO	WP	BK	BAA
2013—Bristol		0-1	4.84	14	0	0	5	0	0	22.1	25	18	12	1	3	8	0	23	2	1	.272
2014—Great Falls		3-6	7.26	14	13	0	0	0	0	57.0	81	60	46	6	1	21	0	42	3	1	.319
2015—Great Falls		2-9	8.16	15	15	0	0	0	0	60.2	80	61	55	7	6	34	0	52	8	2	.325
2016—Kannapolis		0-1	4.50	10	0	0	6	0	1	16.0	17	15	8	1	2	5	0	24	3	0	.250
Hickory		4-1	1.60	21	4	0	5	0	3	50.2	51	11	9	2	3	17	1	39	3	0	.271
2017—Hickory		0-1	5.67	11	5	0	3	0	3	33.1	39	26	21	4	6	10	0	38	3	0	.283
2018—Inland Empire		4-1	3.81	14	13	0	0	0	0	54.1	44	24	23	5	3	12	0	55	1	1	.223
Mobile		1-3	5.79	4	4	0	0	0	0	18.2	22	13	12	0	0	7	0	13	2	0	.301
<b>MINOR TOTALS</b>		<b>14-23</b>	<b>5.35</b>	<b>103</b>	<b>54</b>	<b>0</b>	<b>19</b>	<b>0</b>	<b>7</b>	<b>313.0</b>	<b>359</b>	<b>228</b>	<b>186</b>	<b>26</b>	<b>24</b>	<b>114</b>	<b>1</b>	<b>286</b>	<b>25</b>	<b>5</b>	<b>.286</b>

## LUKE BARD

RHP

For information, see 2019 Angels Players Section.

## GRIFFIN BARNES

C

AGE: 23 BORN: Oct. 18, 1995 in Fullerton, CA

RESIDES: Anaheim, CA

HT: 5-10 WT.: 180

BATS & THROWS: Right

ACQUIRED: Signed as non-drafted free agent, June 14, 2018

HIGH SCHOOL: Esperanza HS (CA)

COLLEGE: Grand Canyon University

FULL NAME: Griffin Barnes

SIGNED BY: N/A (Angels)

Year	Club	AVG	G	AB	R	H	2B	3B	HR	RBI	SH	SF	HBP	BB	IBB	SO	SB	CS	GDP	SLG	OBP	E
2018—Orem		.157	34	115	12	18	2	0	1	10	0	2	2	13	0	41	1	2	4	.195	.243	5
Angels (AZL)		.125	3	8	0	1	0	0	0	1	0	0	0	1	0	4	0	0	0	.125	.222	0
<b>MINOR TOTALS</b>		<b>.154</b>	<b>37</b>	<b>123</b>	<b>12</b>	<b>19</b>	<b>2</b>	<b>0</b>	<b>1</b>	<b>11</b>	<b>0</b>	<b>2</b>	<b>2</b>	<b>14</b>	<b>0</b>	<b>45</b>	<b>1</b>	<b>2</b>	<b>4</b>	<b>.195</b>	<b>.243</b>	<b>5</b>

MINOR LEAGUE





# ORGANIZATIONAL PLAYERS

## NATHAN BATES

**RHP****AGE:** 25 **BORN:** Mar. 1, 1994 in Jackson, MS**RESIDES:** Sharpsburg, GA**HT:** 6-8 **WT:** 205**BATS & THROWS:** Right**ACQUIRED:** 15th round of 2015 First-Year Player Draft**HIGH SCHOOL:** Starr's Mill HS (GA)**COLLEGE:** Georgia State University**FULL NAME:** Nathan Douglas Bates**SIGNED BY:** Todd Hogan (Angels)

Year	Club	W-L	ERA	G	GS	CG	GF	SHO	SV	IP	H	R	ER	HR	HB	BB	IBB	SO	WP	BK	BAA
2015	Orem	1-3	5.40	14	2	0	0	0	0	26.2	26	17	16	0	2	6	0	16	1	2	.252
2016	—Angels (AZL)	0-0	10.80	2	0	0	1	0	0	1.2	3	2	2	0	0	0	0	3	2	0	.375
	Orem	1-0	0.00	3	0	0	2	0	0	3.1	3	1	0	0	0	2	0	1	0	0	.231
2017	—Burlington	0-1	2.03	8	0	0	4	0	1	13.1	9	4	3	0	0	6	1	18	3	0	.188
	Inland Empire	0-5	6.53	33	0	0	17	0	7	51.0	65	38	37	5	1	22	0	58	2	0	.308
2018	—Mobile	0-0	9.00	1	0	0	0	0	0	1.0	1	1	1	0	0	0	0	1	0	0	.250
<b>MINOR TOTALS</b>		<b>2-9</b>	<b>5.47</b>	<b>61</b>	<b>2</b>	<b>0</b>	<b>24</b>	<b>0</b>	<b>8</b>	<b>97.0</b>	<b>107</b>	<b>63</b>	<b>59</b>	<b>5</b>	<b>3</b>	<b>36</b>	<b>1</b>	<b>97</b>	<b>8</b>	<b>2</b>	<b>.276</b>

## JEREMY BEASLEY

**RHP****AGE:** 23 **BORN:** Nov. 20, 1995 in Lyons, GA**RESIDES:** Lyons, GA**HT:** 6-3 **WT:** 215**BATS & THROWS:** Right**ACQUIRED:** 30th round of 2017 First-Year Player Draft**HIGH SCHOOL:** Toombs County HS (GA)**COLLEGE:** Clemson University (SC)**FULL NAME:** Jeremy Lonnie Beasley**SIGNED BY:** Chris McAlpin (Angels)

Year	Club	W-L	ERA	G	GS	CG	GF	SHO	SV	IP	H	R	ER	HR	HB	BB	IBB	SO	WP	BK	BAA
2017	—Angels (AZL)	1-0	3.18	4	0	0	2	0	0	5.2	3	2	2	0	0	0	0	6	1	0	.150
	Orem	2-1	3.12	13	0	0	6	0	1	26.0	21	12	9	3	1	12	0	31	0	0	.219
2018	—Burlington	0-2	2.35	6	5	0	0	0	0	23.0	16	6	6	0	0	7	0	19	2	1	.198
	Inland Empire	3-2	3.05	9	6	0	2	0	1	44.1	48	20	15	4	2	11	0	48	3	0	.281
	Mobile	3-3	2.44	10	7	0	3	0	0	44.1	32	13	12	3	1	14	0	37	7	0	.206
<b>MINOR TOTALS</b>		<b>9-8</b>	<b>2.76</b>	<b>42</b>	<b>18</b>	<b>0</b>	<b>13</b>	<b>0</b>	<b>2</b>	<b>143.1</b>	<b>120</b>	<b>53</b>	<b>44</b>	<b>10</b>	<b>4</b>	<b>44</b>	<b>0</b>	<b>141</b>	<b>13</b>	<b>1</b>	<b>.229</b>

## DARIO BELTRE

**RHP****AGE:** 26 **BORN:** Nov. 19, 1992 in San Juan de la Maguana, DR **RESIDES:** San Juan de la Maguana, DR **HT:** 6-3 **WT:** 210**BATS & THROWS:** Right**ACQUIRED:** Signed as minor league free agent, May 16, 2018**HIGH SCHOOL:** —**COLLEGE:** —**FULL NAME:** Dario Beltré**SIGNED BY:** Rodolfo Rosario (Rangers)

Year	Club	W-L	ERA	G	GS	CG	GF	SHO	SV	IP	H	R	ER	HR	HB	BB	IBB	SO	WP	BK	BAA
2010	—Rangers (DSL)	1-1	3.21	16	0	0	9	0	0	14.0	13	8	5	1	1	6	0	15	2	1	.236
2011	—Rangers (DSL)	0-2	3.38	14	8	0	1	0	0	34.2	27	24	13	0	3	21	0	29	6	0	.201
2012	—Rangers (DSL)	1-0	5.19	10	0	0	3	0	0	8.2	7	5	5	0	1	12	0	15	3	0	.212
2013	—Rangers (DSL)	6-1	1.34	24	0	0	9	0	1	40.1	25	10	6	0	1	12	1	53	5	0	.176
2014	—Rangers (AZL)	0-1	0.00	6	0	0	3	0	0	4.2	3	1	0	0	0	1	0	6	1	0	.176
2015	—Spokane	0-2	9.27	17	0	0	2	0	1	22.1	33	25	23	3	8	14	0	23	4	1	.344
2016										<i>DID NOT PLAY</i>											
2017	—Spokane	0-2	3.09	7	0	0	6	0	0	11.2	11	4	4	1	1	3	0	13	2	0	.244
	Hickory	1-0	2.60	11	0	0	6	0	0	17.1	14	7	5	0	2	6	0	19	2	0	.209
2018	—Hickory	1-0	6.75	8	0	0	4	0	0	9.1	8	8	7	1	2	7	0	13	4	1	.222
	Inland Empire	0-0	1.46	6	0	0	2	0	1	12.1	10	3	2	1	0	5	0	18	0	0	.217
	Mobile	1-2	5.14	21	0	0	12	0	1	28.0	20	18	16	2	7	17	1	33	10	0	.196
<b>MINOR TOTALS</b>		<b>11-11</b>	<b>3.81</b>	<b>140</b>	<b>8</b>	<b>0</b>	<b>57</b>	<b>0</b>	<b>4</b>	<b>203.1</b>	<b>171</b>	<b>113</b>	<b>86</b>	<b>9</b>	<b>26</b>	<b>104</b>	<b>2</b>	<b>237</b>	<b>39</b>	<b>3</b>	<b>.221</b>

## NATE BERTNESS

**LHP****AGE:** 23 **BORN:** Aug. 4, 1995 in Sugar Land, TX**RESIDES:** Richmond, TX**HT:** 6-6 **WT:** 205**BATS & THROWS:** Left**ACQUIRED:** 16th round of 2015 First-Year Player Draft**HIGH SCHOOL:** Travis High School (TX)**COLLEGE:** McLennan Community College (Waco, TX)**FULL NAME:** Nathaniel Lee Bertness**SIGNED BY:** Rudy Vasquez (Angels)

Year	Club	W-L	ERA	G	GS	CG	GF	SHO	SV	IP	H	R	ER	HR	HB	BB	IBB	SO	WP	BK	BAA
2015	—Angels (AZL)	0-1	4.13	12	3	0	0	0	0	28.1	38	21	13	2	2	12	0	27	3	0	.330
2016	—Orem	5-1	3.64	12	10	0	0	0	0	54.1	61	22	22	2	4	15	0	41	3	0	.290
2017	—Burlington	5-9	5.15	21	19	0	2	0	0	94.1	108	68	54	10	5	39	0	84	4	1	.292
	Inland Empire	1-2	3.55	6	6	0	0	0	0	33	37	20	13	2	1	8	0	31	0	0	.280
2018	—Inland Empire	3-7	5.33	27	17	0	5	0	1	109.2	116	74	65	11	6	66	0	93	3	0	.273
<b>MINOR TOTALS</b>		<b>14-20</b>	<b>4.70</b>	<b>78</b>	<b>55</b>	<b>0</b>	<b>7</b>	<b>0</b>	<b>1</b>	<b>319.2</b>	<b>360</b>	<b>205</b>	<b>167</b>	<b>27</b>	<b>18</b>	<b>140</b>	<b>0</b>	<b>276</b>	<b>13</b>	<b>1</b>	<b>.288</b>

## EDWIN BISAY

**C****AGE:** 19 **BORN:** Mar. 8, 2000 in Turmero, VZ**RESIDES:** Turmero, VZ**HT:** 6-0 **WT:** 175**BATS & THROWS:** Right**ACQUIRED:** Signed as an international free agent, July 2, 2016**HIGH SCHOOL:** —**COLLEGE:** —**FULL NAME:** Edwin Alexander Bisay**SIGNED BY:** Carlos Ramirez and Marlon Urdaneta (Angels)

Year	Club	AVG	G	AB	R	H	2B	3B	HR	RBI	SH	SF	HBP	BB	IBB	SO	SB	CS	GDP	SLG	OBP	E
2017	—Angels (DSL)	.168	33	95	15	16	3	0	0	5	0	0	6	18	1	42	3	1	1	.200	.336	5
2018																						
<b>MINOR TOTALS</b>		<b>.168</b>	<b>33</b>	<b>95</b>	<b>15</b>	<b>16</b>	<b>3</b>	<b>0</b>	<b>0</b>	<b>5</b>	<b>0</b>	<b>0</b>	<b>6</b>	<b>18</b>	<b>1</b>	<b>42</b>	<b>3</b>	<b>1</b>	<b>1</b>	<b>.200</b>	<b>.336</b>	<b>5</b>

**MINOR LEAGUE**



# ORGANIZATIONAL PLAYERS



## BRETT BOND

C

AGE: 23 BORN: Oct. 15, 1995 in St. Louis, MO

RESIDES: Fenton, MO

HT.: 6-1 WT.: 216

BATS: Switch THROWS: Right

ACQUIRED: Signed as non-drafted free agent, June 15, 2018

HIGH SCHOOL: Westminster HS (MO)

COLLEGE: University of Missouri (MO)

FULL NAME: Brett Jonathan Bond

SIGNED BY: Joel Murrie

Year	Club	AVG	G	AB	R	H	2B	3B	HR	RBI	SH	SF	HBP	BB	IBB	SO	SB	CS	GDP	SLG	OBP	E	
2018—Angels (AZL)		.292	30	89	11	26	5	0	0	9	0	0	0	9	0	18	0	0	0	1	.348	.357	8
	Orem	.000	1	1	0	0	0	0	0	0	0	0	0	0	0	1	0	0	0	.000	.000	0	
<b>MINOR TOTALS</b>		<b>.289</b>	<b>31</b>	<b>90</b>	<b>11</b>	<b>26</b>	<b>5</b>	<b>0</b>	<b>0</b>	<b>9</b>	<b>0</b>	<b>0</b>	<b>0</b>	<b>9</b>	<b>0</b>	<b>19</b>	<b>0</b>	<b>0</b>	<b>1</b>	<b>.344</b>	<b>.354</b>	<b>8</b>	

## CHRISTOPHER BONILLA

RHP

AGE: 20 BORN: Jan. 13, 1999 in Santiago de los Caballeros, DR

RESIDES: Santiago de los Caballeros, DR HT.: 6-0 WT.: 199

BATS & THROWS: Right

ACQUIRED: Signed as international free agent, Oct. 11, 2015

HIGH SCHOOL: —

COLLEGE: —

FULL NAME: Christopher Bonilla

SIGNED BY: Jochy Cabrera and Alfredo Ulloa (Angels)

Year	Club	W-L	ERA	G	GS	CG	GF	SHO	SV	IP	H	R	ER	HR	HB	BB	IBB	SO	WP	BK	BAA
2016—Angels (DSL)		4-4	5.11	14	10	0	0	0	0	49.1	39	29	28	4	3	26	0	39	14	0	.219
2017—Angels (DSL)		2-2	3.92	18	0	0	7	0	2	41.1	35	22	18	1	6	26	0	38	12	0	.240
2018—Angels (DSL)		2-2	4.09	23	0	0	8	0	1	44.0	42	29	20	2	9	19	0	32	17	1	.258
<b>MINOR TOTALS</b>		<b>8-8</b>	<b>4.41</b>	<b>55</b>	<b>10</b>	<b>0</b>	<b>15</b>	<b>0</b>	<b>3</b>	<b>134.2</b>	<b>116</b>	<b>80</b>	<b>66</b>	<b>7</b>	<b>18</b>	<b>71</b>	<b>0</b>	<b>109</b>	<b>43</b>	<b>1</b>	<b>.238</b>

## PETER BOURJOS

OF

For information, see 2019 Angels Players Section.

## MATT BOWER

LHP

AGE: 24 BORN: June 16, 1994 in Federal Way, WA

RESIDES: Federal Way, WA

HT.: 6-5 WT.: 190

BATS: Right THROWS: Left

ACQUIRED: Signed as minor league free agent, April 5, 2018

HIGH SCHOOL: Todd Beamer HS (WA)

COLLEGE: Washington State University (WA)

FULL NAME: Matthew Scott Bower

SIGNED BY: Paul Gale (Astros)

Year	Club	W-L	ERA	G	GS	CG	GF	SHO	SV	IP	H	R	ER	HR	HB	BB	IBB	SO	WP	BK	BAA
2015—Greenville		2-1	2.84	7	2	0	1	0	1	19.0	18	9	6	2	2	0	0	24	0	0	.243
	Tri-City	2-0	3.68	2	0	0	0	0	0	7.1	10	3	3	1	0	0	0	5	0	0	.323
2016—Quad Cities		4-2	3.94	17	15	0	0	0	0	82.1	81	41	36	7	4	30	0	103	9	0	.251
	Lancaster	2-3	9.32	7	5	0	0	0	0	28.0	46	38	29	7	0	14	0	33	4	0	.362
2017—Butes Creek		5-6	5.32	22	15	1	4	1	1	94.2	109	58	56	14	4	25	1	84	3	0	.288
2018—Inland Empire		0-1	3.52	8	0	0	4	0	0	15.1	13	6	6	1	1	10	0	17	1	1	.220
<b>MINOR TOTALS</b>		<b>15-13</b>	<b>4.96</b>	<b>63</b>	<b>37</b>	<b>1</b>	<b>9</b>	<b>1</b>	<b>2</b>	<b>246.2</b>	<b>277</b>	<b>155</b>	<b>136</b>	<b>32</b>	<b>11</b>	<b>79</b>	<b>1</b>	<b>266</b>	<b>17</b>	<b>1</b>	<b>.279</b>

## KYLE BRADISH

RHP

AGE: 22 BORN: Sept. 12, 1996 in Peoria, AZ

RESIDES: Goodyear, AZ

HT.: 6-4 WT.: 190

BATS & THROWS: Right

ACQUIRED: Fourth round of 2018 First-Year Player Draft

HIGH SCHOOL: Millennium HS (AZ)

COLLEGE: New Mexico State

FULL NAME: Kyle Edward Bradish

SIGNED BY: Chad Hermansen (Angels)

Year	Club	W-L	ERA	G	GS	CG	GF	SHO	SV	IP	H	R	ER	HR	HB	BB	IBB	SO	WP	BK	BAA
2018																					

DID NOT PLAY

## DENNY BRADY

RHP

AGE: 22 BORN: Jan. 18, 1997 in Vineland, NJ

RESIDES: Vineland, NJ

HT.: 6-1 WT.: 200

BATS & THROWS: Right

ACQUIRED: Seventh round of 2017 First-Year Player Draft

HIGH SCHOOL: Buena Regional HS (NJ)

COLLEGE: Mercer County CC (NJ), East Carolina University (NC)

FULL NAME: Dennis Francis Brady

SIGNED BY: Ryan Leahy (Angels)

Year	Club	W-L	ERA	G	GS	CG	GF	SHO	SV	IP	H	R	ER	HR	HB	BB	IBB	SO	WP	BK	BAA
2017—Orem		1-1	4.43	13	0	0	2	0	0	20.1	23	14	10	2	1	4	0	24	2	0	.284
2018—Burlington		0-5	4.72	13	13	0	0	0	0	47.2	51	29	25	1	3	15	0	47	5	0	.274
<b>MINOR TOTALS</b>		<b>1-6</b>	<b>4.63</b>	<b>26</b>	<b>13</b>	<b>0</b>	<b>0</b>	<b>0</b>	<b>0</b>	<b>68.0</b>	<b>74</b>	<b>43</b>	<b>35</b>	<b>3</b>	<b>4</b>	<b>19</b>	<b>0</b>	<b>71</b>	<b>7</b>	<b>0</b>	<b>.277</b>

## DATREN BRAY

OF

AGE: 19 BORN: Apr. 28, 1999 in Augusta, GA

RESIDES: Douglasville, GA

HT.: 5-9 WT.: 189

BATS & THROWS: Right

ACQUIRED: 19th round of 2018 First-Year Player Draft

HIGH SCHOOL: Chapel Hill (GA)

COLLEGE: Gordon College (GA)

FULL NAME: Datren Rashaad Bray

SIGNED BY: Todd Hogan (Angels)

Year	Club	AVG	G	AB	R	H	2B	3B	HR	RBI	SH	SF	HBP	BB	IBB	SO	SB	CS	GDP	SLG	OBP	E
2018—Angels (AZL)		.130	23	69	8	9	1	1	0	4	0	1	5	10	0	34	3	0	0	.174	.282	3





# ORGANIZATIONAL PLAYERS

## YOHAN BRITO

**OF**

**AGE:** 18 **BORN:** Oct., 20, 2001 in San Pedro de Macoris, DR **RESIDES:** San Pedro de Macoris, DR **HT.:** 5-9 **WT.:** 140  
**BATS & THROWS:** Left **ACQUIRED:** Signed as international free agent, Jan. 12, 2019  
**HIGH SCHOOL:** — **COLLEGE:** —

**FULL NAME:** Yohan Brito **SIGNED BY:** Domingo Garcia (Angels)

Year	Club	AVG	G	AB	R	H	2B	3B	HR	RBI	SH	SF	HBP	BB	IBB	SO	SB	CS	GDP	SLG	OBP	E
Will make professional debut in 2019																						

## KELVIN CACERES

**RHP**

**AGE:** 19 **BORN:** Jan. 26, 2000 in Santiago, DR **RESIDES:** Santiago, DR **HT.:** 6-1 **WT.:** 180  
**BATS & THROWS:** Right **ACQUIRED:** Signed as international free agent, May 15, 2018  
**HIGH SCHOOL:** — **COLLEGE:** —

**FULL NAME:** Kelvin Jose Caceres **SIGNED BY:** Jochy Cabrera (Angels)

Year	Club	W-L	ERA	G	GS	CG	GF	SHO	SV	IP	H	R	ER	HR	HB	BB	IBB	SO	WP	BK	BAA
2018	—Angels (DSL)	2-7	4.98	14	10	0	0	0	0	47.0	39	29	26	5	3	18	0	32	8	2	.215

## BERNABE CARGO

**INF**

**AGE:** 23 **BORN:** Jan. 22, 1996 in Falcon, VZ **RESIDES:** Galveston, TX **HT.:** 6-1 **WT.:** 180  
**BATS & THROWS:** Right **ACQUIRED:** 28th round of 2017 First-Year Player Draft  
**HIGH SCHOOL:** Calusa Prep Academy (FL) **COLLEGE:** Galveston College (TX)

**FULL NAME:** Bernabe Jose Cargo **SIGNED BY:** Rudy Vasquez (Angels)

Year	Club	AVG	G	AB	R	H	2B	3B	HR	RBI	SH	SF	HBP	BB	IBB	SO	SB	CS	GDP	SLG	OBP	E
2018	—Angels (AZL)	.227	21	66	13	15	1	0	0	7	0	2	3	8	0	19	1	0	0	.242	.329	4
	Inland Empire	.289	24	76	8	22	0	2	0	5	0	2	2	10	0	23	1	1	2	.342	.378	2
<b>MINOR TOTALS</b>		<b>.261</b>	<b>45</b>	<b>142</b>	<b>21</b>	<b>37</b>	<b>1</b>	<b>2</b>	<b>0</b>	<b>12</b>	<b>0</b>	<b>4</b>	<b>5</b>	<b>18</b>	<b>0</b>	<b>42</b>	<b>2</b>	<b>1</b>	<b>2</b>	<b>.296</b>	<b>.355</b>	<b>6</b>

## GRIFFIN CANNING

**RHP**

For information, see 2019 Angels Players Section.

## OLIVER CARMONA

**INF**

**AGE:** 21 **BORN:** Feb. 28, 1998 in Bani, DR **RESIDES:** Bani, DR **HT.:** 5-10 **WT.:** 189  
**BATS & THROWS:** Left **THROWS:** Right **ACQUIRED:** Signed as international free agent, Apr. 22, 2016  
**HIGH SCHOOL:** — **COLLEGE:** —

**FULL NAME:** Oliver Aleiky (Baez) Carmona **SIGNED BY:** Frank Tejada and Alredo Ulloa (Angels)

Year	Club	AVG	G	AB	R	H	2B	3B	HR	RBI	SH	SF	HBP	BB	IBB	SO	SB	CS	GDP	SLG	OBP	E
2016	—Angels (DSL)	.214	55	187	20	40	7	2	0	23	4	2	4	24	0	28	9	4	3	.273	.313	25
2017	—Angels (DSL)	.281	68	231	29	65	9	3	3	31	3	7	4	43	2	39	14	9	0	.385	.393	24
2018	<i>DID NOT PLAY</i>																					
<b>MINOR TOTALS</b>		<b>.251</b>	<b>123</b>	<b>418</b>	<b>49</b>	<b>105</b>	<b>16</b>	<b>5</b>	<b>3</b>	<b>54</b>	<b>7</b>	<b>9</b>	<b>8</b>	<b>67</b>	<b>2</b>	<b>67</b>	<b>23</b>	<b>13</b>	<b>3</b>	<b>.385</b>	<b>.359</b>	<b>49</b>

## TYLER CARPENTER

**RHP**

**AGE:** 27 **BORN:** Feb. 25, 1992 in Alpharetta, GA **RESIDES:** Alpharetta, GA **HT.:** 6-5 **WT.:** 225  
**BATS & THROWS:** Right **ACQUIRED:** 25th round of 2014 First-Year Player Draft  
**HIGH SCHOOL:** Milton HS (GA) **COLLEGE:** Georgia Gwinnett College (GA)

**FULL NAME:** Tyler Hadley Carpenter **SIGNED BY:** Todd Hogan (Angels)

Year	Club	W-L	ERA	G	GS	CG	GF	SHO	SV	IP	H	R	ER	HR	HB	BB	IBB	SO	WP	BK	BAA	
2014	—Orem	0-0	3.74	10	0	0	2	0	1	21.2	26	11	9	2	1	2	0	18	4	1	.270	
	Angels (AZL)	1-0	0.00	2	0	0	0	0	0	3	1	0	0	0	0	0	0	3	0	0	.100	
2015	—Burlington	1-1	2.97	20	0	0	10	0	0	30.1	33	13	10	0	0	11	0	21	0	1	.275	
	Inland Empire	0-0	6.91	16	0	0	5	0	0	27.1	36	22	21	4	0	7	0	31	3	0	.310	
2016	—Inland Empire	2-0	0.82	5	5	0	0	0	0	33	19	3	3	1	0	3	0	27	0	0	.176	
	Arkansas	4-9	5.58	15	15	0	0	0	0	71	93	46	44	6	2	17	0	50	4	1	.323	
2017	—Mobile	2-6	4.46	14	14	0	0	0	0	70.2	78	39	35	6	4	21	0	40	0	2	.282	
	Orem	1-1	3.21	4	4	0	0	0	0	14	11	5	5	3	1	1	0	11	0	0	.212	
2018	<i>DID NOT PLAY</i>																					
<b>MINOR TOTALS</b>		<b>11-17</b>	<b>4.22</b>	<b>86</b>	<b>38</b>	<b>0</b>	<b>17</b>	<b>0</b>	<b>3</b>	<b>217</b>	<b>297</b>	<b>139</b>	<b>127</b>	<b>22</b>	<b>8</b>	<b>62</b>	<b>0</b>	<b>198</b>	<b>11</b>	<b>5</b>	<b>.280</b>	

## RONALD CARREÑO

**C**

**AGE:** 17 **BORN:** Apr. 7, 2001 in Valencia, VZ **RESIDES:** Valencia, VZ **HT.:** 6-1 **WT.:** 190  
**BATS & THROWS:** Right **ACQUIRED:** Signed as international free agent, Aug. 31, 2018  
**HIGH SCHOOL:** — **COLLEGE:** —

**FULL NAME:** Ronald Carreño **SIGNED BY:** Domingo Garcia (Angels)

Year	Club	AVG	G	AB	R	H	2B	3B	HR	RBI	SH	SF	HBP	BB	IBB	SO	SB	CS	GDP	SLG	OBP	E
Will make professional debut in 2019																						

**MINOR LEAGUE**

# ORGANIZATIONAL PLAYERS



## CHASE CHANEY

RHP

**AGE:** 19 **BORN:** Dec. 16, 1999 in Lawrenceville, GA **RESIDES:** Jefferson, GA **HT.:** 6-1 **WT.:** 180  
**BATS & THROWS:** Right **ACQUIRED:** 16th round of 2018 First-Year Player Draft  
**HIGH SCHOOL:** Mountain View HS (GA) **COLLEGE:** —  
**FULL NAME:** Chase Taylor Chaney **SIGNED BY:** Todd Hogan (Angels)  
**Year Club W-L ERA G GS CG GF SHO SV IP H R ER HR HB BB IBB SO WP BK BAA**  
 2018 *DID NOT PLAY*

## CLAYTON CHATHAM

RHP

**AGE:** 23 **BORN:** June 29, 1995 in Newport Beach, CA **RESIDES:** Newport Beach, CA **HT.:** 6-6 **WT.:** 200  
**BATS & THROWS:** Right **ACQUIRED:** Signed as non-drafted free agent, July 1, 2018  
**HIGH SCHOOL:** Junipero Serra Catholic (CA) HS **COLLEGE:** Dartmouth College (NH)  
**FULL NAME:** Clayton Thomas Chatham **SIGNED BY:** Ryan Leahy  
**Year Club W-L ERA G GS CG GF SHO SV IP H R ER HR HB BB IBB SO WP BK BAA**  
 2018—Angels (AZL) 0-0 5.40 12 0 0 4 0 0 21.2 18 15 13 1 3 14 0 26 3 0 .225

## TANNER CHOCK

RHP

**AGE:** 22 **BORN:** Aug. 8, 1996 in Riverhead, NY **RESIDES:** Loris, S.C. **HT.:** 6-1 **WT.:** 190  
**BATS:** Switch **THROWS:** Right **ACQUIRED:** Signed as non-drafted free agent, June 15, 2018  
**HIGH SCHOOL:** Loris HS (SC) **COLLEGE:** Presbyterian College (SC)  
**FULL NAME:** Tanner Tyler Chock **SIGNED BY:** Chris McAlpin (Angels)  
**Year Club W-L ERA G GS CG GF SHO SV IP H R ER HR HB BB IBB SO WP BK BAA**  
 2018—Angels (AZL) 0-1 4.70 5 0 0 2 0 0 7.2 7 5 4 1 0 3 0 9 1 0 .226  
 Orem 0-1 4.31 11 3 0 1 0 0 31.1 29 15 15 3 1 17 0 30 5 0 .250  
**MINOR TOTALS 0-2 4.38 16 3 0 3 0 0 39.0 36 20 19 4 1 20 0 39 6 0 .245**

## RYAN CLARK

RHP

**AGE:** 25 **BORN:** Dec. 9, 1993 in Johnson City, NY **RESIDES:** Johnson City, NY **HT.:** 6-5 **WT.:** 220  
**BATS & THROWS:** Right **ACQUIRED:** Signed as minor league free agent, Mar. 30, 2017  
**HIGH SCHOOL:** Johnson City Senior HS (NY) **COLLEGE:** University of North Carolina at Greensboro  
**FULL NAME:** Ryan Anthony Clark **SIGNED BY:** Rick Sellers (Braves)  
**Year Club W-L ERA G GS CG GF SHO SV IP H R ER HR HB BB IBB SO WP BK BAA**  
 2015—Danville 6-1 3.08 13 7 0 0 0 0 52.2 43 23 18 2 0 10 1 40 2 0 .221  
 2016—Carolina 2-13 5.75 26 25 1 0 0 0 134.2 151 94 86 16 13 46 1 95 16 0 .282  
 2017—Angels (AZL) 1-1 4.38 4 1 0 0 0 0 12.1 15 7 6 0 2 4 0 11 1 0 .294  
 Inland Empire 1-4 8.27 10 9 0 1 0 0 37.0 58 41 34 12 3 16 1 29 3 1 .356  
 2018—Inland Empire 2-0 0.00 5 0 0 1 0 0 7.0 5 1 0 0 1 1 0 10 0 0 .185  
 Mobile 2-3 2.19 18 0 0 13 0 5 24.2 17 7 6 0 1 12 0 33 1 0 .198  
 Salt Lake 1-2 8.82 26 0 0 9 0 5 33.2 45 35 33 9 2 19 0 33 3 0 .324  
**MINOR TOTALS 15-24 5.45 102 42 1 24 0 10 302.0 334 208 183 39 22 108 3 251 26 1 .279**

## DAVID CLAWSON

C

**AGE:** 21 **BORN:** May 20, 1997 in Mission Viejo, CA **RESIDES:** Dana Point, CA **HT.:** 6-1 **WT.:** 180  
**BATS:** Left **THROWS:** Right **ACQUIRED:** Signed as non-drafted free agent, June 15, 2018  
**HIGH SCHOOL:** Dana Hills HS (CA) **COLLEGE:** Brigham Young University (UT)  
**FULL NAME:** David Joseph Clawson **SIGNED BY:** Chad Hermansen (Angels)  
**Year Club AVG G AB R H 2B 3B HR RBI SH SF HBP BB IBB SO CS GDP SLG OBP E**  
 2018—Angels (AZL) .297 24 64 10 19 6 2 0 13 0 3 0 9 0 14 1 0 1 .453 .368 4  
 Orem .176 14 51 3 9 2 0 0 3 0 0 0 0 0 14 0 0 0 .216 .176 5  
**MINOR TOTALS .243 38 115 13 28 8 2 0 16 0 3 0 9 0 28 1 0 1 .348 .291 9**

## DAZON COLE

RHP

**AGE:** 22 **BORN:** May 3, 1996 in Pontiac, MI **RESIDES:** Mt Pleasant, MI **HT.:** 5-11 **WT.:** 180  
**BATS & THROWS:** Right **ACQUIRED:** 25th round of 2018 First-Year Player Draft  
**HIGH SCHOOL:** West Bloomfield HS (MI) **COLLEGE:** Central Michigan University  
**FULL NAME:** Dazon Shaquille Cole **SIGNED BY:** Drew Dominguez (Angels)  
**Year Club W-L ERA G GS CG GF SHO SV IP H R ER HR HB BB IBB SO WP BK BAA**  
 2018—Angels (AZL) 0-0 5.40 2 0 0 0 0 0 5.0 5 4 3 1 0 1 0 9 1 0 .227  
 Orem 1-1 4.71 16 0 0 8 0 0 21.0 20 17 11 3 2 7 0 21 7 0 .233  
**MINOR TOTALS 1-1 4.85 18 0 0 8 0 0 26.0 25 21 14 4 2 8 0 30 8 0 .231**

MINOR LEAGUE





# ORGANIZATIONAL PLAYERS

## CHRISTOPHER COLLADO

RHP

AGE: 19 BORN: Mar. 4, 2000 in Santiago, DR

RESIDES: Santiago, DR

HT.: 6-2 WT.: 190

BATS & THROWS: Right

ACQUIRED: Signed as international free agent, Oct. 22, 2018

HIGH SCHOOL: —

COLLEGE: —

FULL NAME: Christopher Collado

SIGNED BY: Jochy Cabrera (Angels)

Year	Club	W-L	ERA	G	GS	CG	GF	SHO	SV	IP	H	R	ER	HR	HB	BB	IBB	SO	WP	BK	BAA
Will make professional debut in 2019																					

## JUAN CONTRERAS

RHP

AGE: 19 BORN: Sept. 8, 1999 in Castanuela, DR

RESIDES: Santo Domingo Este., DR

HT.: 6-2 WT.: 180

BATS & THROWS: Right

ACQUIRED: Signed as minor league free agent, Feb. 22, 2018

HIGH SCHOOL: —

COLLEGE: —

FULL NAME: Juan Jose Contreras

SIGNED BY: Jonathan Cruz (Braves)

Year	Club	W-L	ERA	G	GS	CG	GF	SHO	SV	IP	H	R	ER	HR	HB	BB	IBB	SO	WP	BK	BAA
2017	—Braves (DSL)	0-0	0.00	1	1	0	0	0	0	1.0	0	0	0	0	0	0	0	1	0	0	.000
	Braves (GCL)	2-1	6.27	9	7	0	0	0	0	18.2	17	14	13	1	1	21	0	11	4	1	.250
2018 INJURED - DID NOT PLAY																					
<b>MINOR TOTALS</b>		<b>2-1</b>	<b>5.95</b>	<b>10</b>	<b>8</b>	<b>0</b>	<b>0</b>	<b>0</b>	<b>0</b>	<b>19.2</b>	<b>17</b>	<b>14</b>	<b>13</b>	<b>1</b>	<b>1</b>	<b>21</b>	<b>0</b>	<b>12</b>	<b>4</b>	<b>1</b>	<b>.239</b>

## COOPER CRISWELL

RHP

AGE: 22 BORN: July 24, 1996 in Carrollton, GA

RESIDES: Carrollton, GA

HT.: 6-6 WT.: 200

BATS & THROWS: Right

ACQUIRED: 13th round of 2018 First-Year Player Draft

HIGH SCHOOL: Carrollton HS (GA)

COLLEGE: University of North Carolina at Chapel Hill

FULL NAME: Cooper Timothy Criswell

SIGNED BY: Chris McAlpin (Angels)

Year	Club	W-L	ERA	G	GS	CG	GF	SHO	SV	IP	H	R	ER	HR	HB	BB	IBB	SO	WP	BK	BAA
2018 DID NOT PLAY																					

## MATT CUSTRED

RHP

AGE: 25 BORN: Sept. 8, 1993 in Houston, TX

RESIDES: Keller, TX

HT.: 6-6 WT.: 240

BATS & THROWS: Right

ACQUIRED: Signed as minor league free agent, Jan. 17, 2018

HIGH SCHOOL: Keller HS (TX)

COLLEGE: Texas Tech University

FULL NAME: Matthew James Custred

SIGNED BY: Nate Dion (Braves)

Year	Club	W-L	ERA	G	GS	CG	GF	SHO	SV	IP	H	R	ER	HR	HB	BB	IBB	SO	WP	BK	BA
2015	—Braves (GCL)	0-0	0.00	1	0	0	0	0	0	1.0	1	0	0	0	0	0	0	1	0	0	.250
	Danville	1-0	1.42	18	0	0	13	0	4	31.2	16	8	5	0	0	9	0	45	3	0	.148
2016	—Rome	5-3	3.18	40	1	0	17	0	2	56.2	34	22	20	3	1	36	1	64	8	1	.173
2017	—Rome	1-3	1.16	24	0	0	17	0	2	38.2	19	8	5	1	0	15	0	48	5	0	.144
2018	—Inland Empire	0-0	5.40	4	0	0	3	0	2	5.0	3	3	3	0	0	2	0	9	1	0	.158
	Mobile	3-5	3.26	34	1	0	21	0	8	49.2	36	24	18	2	1	29	1	53	4	0	.201
	Salt Lake	0-0	14.40	4	0	0	1	0	0	5.0	8	8	8	0	0	9	0	4	3	0	.381
<b>MINOR TOTALS</b>		<b>10-11</b>	<b>2.83</b>	<b>125</b>	<b>2</b>	<b>0</b>	<b>72</b>	<b>0</b>	<b>18</b>	<b>187.2</b>	<b>117</b>	<b>73</b>	<b>59</b>	<b>6</b>	<b>2</b>	<b>100</b>	<b>2</b>	<b>224</b>	<b>24</b>	<b>1</b>	<b>.177</b>

## ADRIAN DE HORTA

RHP

AGE: 24 BORN: Mar. 13, 1995 in La Puente, CA

RESIDES: La Puente, CA

HT.: 6-3 WT.: 185

BATS & THROWS: Right

ACQUIRED: Signed as minor league free agent, Mar. 22, 2018

HIGH SCHOOL: South Hills HS (West Covina, CA)

COLLEGE: —

FULL NAME: Adrian Sebastian De Horta

SIGNED BY: Brent Mayne (Padres)

Year	Club	W-L	ERA	G	GS	CG	GF	SHO	SV	IP	H	R	ER	HR	HB	BB	IBB	SO	WP	BK	BAA
2013	—Padres (AZL)	0-2	4.06	12	11	0	0	0	0	31.0	28	15	14	1	1	13	0	40	7	0	.241
2014	—Fort Wayne	0-2	5.32	12	11	0	0	0	0	47.1	49	31	28	2	3	38	0	36	7	1	.272
	Eugene	1-2	5.40	13	7	0	1	0	0	30.0	28	24	18	2	2	30	0	26	4	0	.246
2015	—Padres (AZL)	0-2	8.83	7	2	0	1	0	0	17.1	23	20	17	0	2	10	0	17	8	1	.324
	Tri-City	2-1	3.26	8	8	0	0	0	0	38.2	25	14	14	3	3	20	0	36	4	1	.182
2016	—Padres (AZL)	0-0	0.00	2	0	0	0	0	0	3.2	2	0	0	0	0	2	0	4	0	0	.154
	Tri-City	2-2	3.95	9	1	0	0	0	0	27.1	24	18	12	1	0	7	0	25	6	0	.229
2017	—Lake Elsinore	3-1	4.89	8	7	0	0	0	0	35.0	35	26	19	4	1	11	0	42	5	1	.248
	San Antonio	1-0	2.25	1	0	0	0	0	0	4.0	2	1	1	1	1	2	0	6	0	0	.143
	Fort Wayne	1-0	4.15	5	5	0	0	0	0	26.0	23	12	12	3	1	14	0	21	1	0	.237
2018	—Angels (AZL)	0-0	5.40	2	2	0	0	0	0	5.0	6	6	3	1	3	1	0	6	1	0	.300
	Orem	0-0	0.00	1	1	0	0	0	0	4.0	4	0	0	0	0	0	0	3	1	0	.267
	Inland Empire	0-2	5.60	9	9	0	0	0	0	35.1	42	25	22	6	2	16	0	39	5	0	.284
<b>MINOR TOTALS</b>		<b>10-14</b>	<b>4.68</b>	<b>92</b>	<b>67</b>	<b>0</b>	<b>2</b>	<b>0</b>	<b>0</b>	<b>313.2</b>	<b>301</b>	<b>198</b>	<b>163</b>	<b>25</b>	<b>22</b>	<b>165</b>	<b>0</b>	<b>310</b>	<b>51</b>	<b>4</b>	<b>.249</b>

MINOR LEAGUE



# ORGANIZATIONAL PLAYERS



## JULIO DE LA CRUZ

INF

AGE: 18 BORN: Aug. 3, 2000 in San Pedro de Macoris, DR RESIDES: La Ramona, DR HT: 5-11 WT.: 182  
 BATS & THROWS: Right ACQUIRED: Signed as an international free agent, Aug. 5, 2016  
 HIGH SCHOOL: — COLLEGE: —  
 FULL NAME: Julio Cesar De La Cruz SIGNED BY: Frank Tejada and Alfredo Ulloa (Angels)

Year	Club	AVG	G	AB	R	H	2B	3B	HR	RBI	SH	SF	HBP	BB	IBB	SO	SB	CS	GDP	SLG	OBP	E
2017	—Angels (DSL)	.249	57	181	31	45	7	7	2	28	1	1	4	34	0	61	11	8	3	.398	.377	8
2018	—Angels (DSL)	.194	50	180	22	35	10	0	5	29	0	0	2	24	0	65	4	3	2	.333	.296	25
	Angels (AZL)	.189	14	53	4	10	4	1	1	6	0	1	1	3	0	20	0	2	0	.358	.241	3
<b>MINOR TOTALS</b>		<b>.217</b>	<b>121</b>	<b>414</b>	<b>57</b>	<b>90</b>	<b>21</b>	<b>8</b>	<b>8</b>	<b>63</b>	<b>1</b>	<b>2</b>	<b>7</b>	<b>61</b>	<b>0</b>	<b>146</b>	<b>15</b>	<b>13</b>	<b>5</b>	<b>.365</b>	<b>.326</b>	<b>36</b>

## KIDA DE LA CRUZ

RHP

AGE: 24 BORN: Aug. 10, 1994 in Miami, FL RESIDES: Miami, FL HT: 6-5 WT.: 240  
 BATS & THROWS: Right ACQUIRED: Signed as minor league free agent, Feb. 28, 2017  
 HIGH SCHOOL: Somerset Academy HS (FL) COLLEGE: Volunteer State CC (TN)  
 FULL NAME: Kida De La Cruz SIGNED BY: Reed Dunn (Nationals)

Year	Club	W-L	ERA	G	GS	CG	GF	SHO	SV	IP	H	R	ER	HR	HB	BB	IBB	SO	WP	BK	BAA
2014	—Nationals (GCL)	0-0	4.50	13	0	0	1	0	0	18.0	19	11	9	0	3	11	1	12	3	0	.288
2015	—Nationals (GCL)	0-0	5.40	3	0	0	1	0	0	1.2	0	1	1	0	1	2	0	0	0	0	.000
2016	—Vallejo (Ind.)	3-4	6.65	14	14	0	0	0	0	69.0	76	53	51	4	9	60	0	58	12	1	-
2017	—Angels (AZL)	2-2	4.64	18	0	0	10	0	2	21.1	16	14	11	1	2	14	0	30	2	1	.200
2018	—Burlington	2-2	3.94	18	0	0	11	0	1	32.0	25	18	14	2	2	26	1	43	4	1	.212
	Inland Empire	1-3	9.55	15	0	0	5	0	0	21.2	19	26	23	0	5	21	0	27	9	0	.226
<b>MINOR TOTALS</b>		<b>5-7</b>	<b>5.51</b>	<b>67</b>	<b>0</b>	<b>0</b>	<b>28</b>	<b>0</b>	<b>3</b>	<b>94.2</b>	<b>79</b>	<b>70</b>	<b>58</b>	<b>3</b>	<b>13</b>	<b>74</b>	<b>2</b>	<b>112</b>	<b>18</b>	<b>2</b>	<b>.224</b>

## YOEL DE LEON

LHP

AGE: 21 BORN: Nov. 23, 1997 in Canoa, DR RESIDES: Canoa, DR HT: 6-2 WT.: 200  
 BATS & THROWS: Left ACQUIRED: Signed as international free agent, Feb. 15, 2017  
 HIGH SCHOOL: — COLLEGE: —  
 FULL NAME: Yoel Anardo De Leon SIGNED BY: Frank Tejada and Alfredo Ulloa (Angels)

Year	Club	W-L	ERA	G	GS	CG	GF	SHO	SV	IP	H	R	ER	HR	HB	BB	IBB	SO	WP	BK	BAA
2017	—Angels (DSL)	2-1	2.58	12	11	0	1	0	0	45.1	35	15	13	1	0	17	0	50	2	0	.213
	Angels (AZL)	0-2	4.66	3	1	0	0	0	0	9.2	10	6	5	1	1	2	0	6	2	0	.256
2018	—Vallejo (AZL)	2-3	4.30	11	4	0	1	0	0	37.2	41	26	18	1	1	14	0	32	4	1	.263
<b>MINOR TOTALS</b>		<b>4-6</b>	<b>3.50</b>	<b>26</b>	<b>16</b>	<b>0</b>	<b>2</b>	<b>0</b>	<b>0</b>	<b>92.2</b>	<b>86</b>	<b>47</b>	<b>36</b>	<b>3</b>	<b>2</b>	<b>33</b>	<b>0</b>	<b>88</b>	<b>8</b>	<b>1</b>	<b>.240</b>

## EDUARDO DEL ROSARIO

RHP

AGE: 23 BORN: May 19, 1995 in Yamasa, DR RESIDES: Yamasa, DR HT: 6-0 WT.: 145  
 BATS & THROWS: Right ACQUIRED: Signed as minor league free agent, Apr. 20, 2018  
 HIGH SCHOOL: — COLLEGE: —  
 FULL NAME: Eduardo Antonio Del Rosario SIGNED BY: Fred Guerrero (Twins)

Year	Club	W-L	ERA	G	GS	CG	GF	SHO	SV	IP	H	R	ER	HR	HB	BB	IBB	SO	WP	BK	BAA
2013	—Twins (DSL)	2-3	2.03	15	9	0	1	0	1	44.1	22	19	10	1	6	25	0	30	10	0	.154
2014	—Twins (GCL)	4-1	3.49	17	0	0	6	0	1	28.1	27	17	11	1	1	9	1	25	4	2	.237
2015	—Twins (GCL)	3-2	1.90	10	10	0	0	0	0	47.1	36	13	10	0	5	9	0	50	3	1	.218
	Elizabethton	0-0	6.75	1	1	0	0	0	0	4.0	6	3	3	1	0	0	0	3	0	0	.375
2016	—Cedar Rapids	6-2	3.67	16	16	0	0	0	0	83.1	75	34	34	7	5	32	0	81	12	3	.244
2017	—Cedar Rapids	7-6	4.11	23	18	0	3	0	1	105.0	92	49	48	8	5	41	0	94	10	4	.237
	Fort Myers	1-2	7.04	5	4	0	0	0	0	23.0	21	19	18	4	3	14	0	11	1	0	.247
2018	—Burlington	3-5	3.38	33	0	0	15	0	2	64.0	58	30	24	4	2	35	0	74	10	1	.241
<b>MINOR TOTALS</b>		<b>26-21</b>	<b>3.56</b>	<b>120</b>	<b>58</b>	<b>0</b>	<b>25</b>	<b>0</b>	<b>5</b>	<b>399.1</b>	<b>337</b>	<b>184</b>	<b>158</b>	<b>26</b>	<b>27</b>	<b>165</b>	<b>1</b>	<b>368</b>	<b>50</b>	<b>11</b>	<b>.231</b>

## FRANCISCO DEL VALLE

OF

AGE: 20 BORN: Aug. 18, 1998 in Ponce, PR RESIDES: Ponce, PR HT: 6-1 WT.: 185  
 BATS & THROWS: Left ACQUIRED: 14th round of 2016 First-Year Player Draft  
 HIGH SCHOOL: Puerto Rico Baseball Academy (PR) COLLEGE: —  
 FULL NAME: Francisco Alejandro Del Valle SIGNED BY: Omar Rodriguez (Angels)

Year	Club	AVG	G	AB	R	H	2B	3B	HR	RBI	SH	SF	HBP	BB	IBB	SO	SB	CS	GDP	SLG	OBP	E
2016	—Angels (AZL)	.250	9	32	4	8	2	0	0	3	1	0	1	1	0	6	0	0	0	.313	.294	1
2017	—Angels (AZL)	.206	31	102	12	21	2	1	2	15	0	2	0	10	0	20	2	0	0	.304	.272	1
2018	—Orem	.250	65	240	27	60	11	3	5	33	0	2	5	33	0	77	5	1	5	.383	.350	4
<b>MINOR TOTALS</b>		<b>.238</b>	<b>105</b>	<b>374</b>	<b>43</b>	<b>89</b>	<b>15</b>	<b>4</b>	<b>7</b>	<b>51</b>	<b>1</b>	<b>4</b>	<b>6</b>	<b>44</b>	<b>0</b>	<b>103</b>	<b>7</b>	<b>1</b>	<b>5</b>	<b>.356</b>	<b>.325</b>	<b>6</b>

MINOR LEAGUE





# ORGANIZATIONAL PLAYERS

## TRENT DEVEAUX

OF

AGE: 18 BORN: May 4, 2000 in New Providence, Bahamas  
 BATS & THROWS: Right  
 HIGH SCHOOL: —  
 FULL NAME: Trent Louron Deveaux

RESIDES: New Providence, Bahamas HT.: 6-2 WT.: 175  
 ACQUIRED: Signed as international free agent, July 2, 2017  
 COLLEGE: —  
 SIGNED BY: Domingo Garcia and Alfredo Ulloa (Angels)

Year	Club	AVG	G	AB	R	H	2B	3B	HR	RBI	SH	SF	HBP	BB	IBB	SO	SB	CS	GDP	SLG	OBP	E
2018	—Angels (AZL)	.199	44	166	20	33	5	0	1	11	0	1	3	24	0	68	7	4	1	.247	.309	4

## DANIFER DIAZ

RHP

AGE: 17 BORN: July 26, 2001 in Las Matas de Farfan, DR  
 BATS & THROWS: Right  
 HIGH SCHOOL: —  
 FULL NAME: Danifer Diaz

RESIDES: Las Matas de Farfan, DR HT.: 6-0 WT.: 165  
 ACQUIRED: Signed as international free agent, Oct. 10, 2018  
 COLLEGE: —  
 SIGNED BY: Domingo Garcia and Rusbell Cabrera (Angels)

Year	Club	W-L	ERA	G	GS	CG	GF	SHO	SV	IP	H	R	ER	HR	HB	BB	IBB	SO	WP	BK	BAA
Will make professional debut in 2019																					

## LUIS DIAZ

OF

AGE: 19 BORN: Jan. 13, 2000 in La Victoria, VZ  
 BATS: Left THROWS: Right  
 HIGH SCHOOL: —  
 FULL NAME: Luis Augusto Diaz

RESIDES: Los Teques, VZ HT.: 5-11 WT.: 185  
 ACQUIRED: Signed an international free agent, July 3, 2016  
 COLLEGE: —  
 SIGNED BY: Carlos Ramirez and Marlon Urdaneta (Angels)

Year	Club	AVG	G	AB	R	H	2B	3B	HR	RBI	SH	SF	HBP	BB	IBB	SO	SB	CS	GDP	SLG	OBP	E
2017	—Angels (DSL)	.193	24	83	4	16	2	0	0	9	0	1	1	5	0	27	0	2	0	.217	.244	0
2018	—Angels (DSL)	.207	49	140	22	29	7	0	1	17	0	1	6	41	2	50	2	3	4	.279	.404	2
MINOR TOTALS		.202	73	223	26	45	9	0	1	26	0	2	7	46	2	77	2	5	4	.256	.353	2

## COLE DUENSING

RHP

AGE: 20 BORN: June 16, 1998 in Overland Park, KS  
 BATS: Left THROWS: Right  
 HIGH SCHOOL: Blue Valley Northwest HS (KS)  
 FULL NAME: Cole Duensing

RESIDES: Overland Park, KS HT.: 6-4 WT.: 175  
 ACQUIRED: 6th round of 2016 MLB June Amateur Draft  
 COLLEGE: —  
 SIGNED BY: Drew Chadd (Angels)

Year	Club	W-L	ERA	G	GS	CG	GF	SHO	SV	IP	H	R	ER	HR	HB	BB	IBB	SO	WP	BK	BAA
2016	—Angels (AZL)	2-0	1.38	8	4	0	0	0	0	13.0	13	3	2	0	1	5	0	11	1	0	.250
2017	—Angels (AZL)	0-1	3.12	4	1	0	0	0	0	8.2	8	3	3	1	1	8	0	3	1	0	.242
	Orem	3-5	10.74	9	9	0	0	0	0	32.2	42	39	9	7	17	1	22	5	0	.323	
2018	—Orem	0-10	10.32	15	13	0	1	0	0	52.1	86	64	60	11	4	33	0	39	18	1	.381
MINOR TOTALS		5-16	8.78	36	27	0	1	0	0	106.2	149	109	104	21	13	63	1	75	25	1	.338

## ALEJANDRO DURAN

RHP

AGE: 16 BORN: Apr. 10, 2002 in Barquisimeto, VZ  
 BATS & THROWS: Right  
 HIGH SCHOOL: —  
 FULL NAME: Alejandro Duran

RESIDES: Barquisimeto, VZ HT.: 5-11 WT.: 150  
 ACQUIRED: Signed as international free agent, Jan. 4, 2019  
 COLLEGE: —  
 SIGNED BY: Marlon Urdaneta and Andres Garcia (Angels)

Year	Club	W-L	ERA	G	GS	CG	GF	SHO	SV	IP	H	R	ER	HR	HB	BB	IBB	SO	WP	BK	BAA
Will make professional debut in 2019																					

## EMMANUEL DURAN

RHP

AGE: 18 BORN: Oct. 9, 2000 in Zulia, VZ  
 BATS & THROWS: Right  
 HIGH SCHOOL: —  
 FULL NAME: Emmanuel Alejandro Duran

RESIDES: Zulia, VZ HT.: 6-1 WT.: 180  
 ACQUIRED: Signed as international free agent, July 6, 2017  
 COLLEGE: —  
 SIGNED BY: Andres Garcia and Marlon Urdaneta (Angels)

Year	Club	W-L	ERA	G	GS	CG	GF	SHO	SV	IP	H	R	ER	HR	HB	BB	IBB	SO	WP	BK	BAA
2018	—Angels (DSL)	0-5	6.57	14	9	0	0	0	0	38.1	25	37	28	3	8	33	0	42	21	0	.184

## MATT EAGLE

RHP

AGE: 23 BORN: Nov. 25, 1995 in Ceiba, PR  
 BATS & THROWS: Right  
 HIGH SCHOOL: Granby HS (VA)  
 FULL NAME: Matthew Eagle

RESIDES: Norfolk, VA HT.: 6-3 WT.: 230  
 ACQUIRED: Signed as non-drafted free agent, June 12, 2018  
 COLLEGE: Virginia Military Institute  
 SIGNED BY: Jared Barnes (Angels)

Year	Club	W-L	ERA	G	GS	CG	GF	SHO	SV	IP	H	R	ER	HR	HB	BB	IBB	SO	WP	BK	BAA
2018	—Orem	3-0	7.06	11	0	0	4	0	0	21.2	36	20	17	2	3	6	0	30	3	0	.360
	Burlington	0-0	5.40	4	0	0	0	0	0	6.2	8	4	4	3	0	2	0	9	0	0	.308
MINOR TOTALS		3-0	6.67	15	0	0	4	0	0	28.1	44	24	21	5	3	8	0	39	3	0	.349

MINOR LEAGUE



# ORGANIZATIONAL PLAYERS



## WILLIAM ENGLISH

OF

AGE: 18 BORN: Dec. 22, 2000 in Wyandotte, MI

RESIDES: Detroit, MI

HT.: 6-2 WT.: 185

BATS & THROWS: Right

ACQUIRED: Fifth round of 2018 First-Year Player Draft

HIGH SCHOOL: Western International HS (Detroit, MI)

COLLEGE: —

FULL NAME: William Xavier English

SIGNED BY: Drew Dominguez (Angels)

Year	Club	AVG	G	AB	R	H	2B	3B	HR	RBI	SH	SF	HBP	BB	IBB	SO	SB	CS	GDP	SLG	OBP	E
2018	—Angels (AZL)	.220	30	100	13	22	4	0	0	8	0	1	5	11	0	34	4	0	2	.260	.325	0

## ANDERSSON ESPINAL

LHP

AGE: 19 BORN: Sept. 1, 1999 in Bona0, DR

RESIDES: Bona0, DR

HT.: 6-0 WT.: 185

BATS & THROWS: Left

ACQUIRED: Signed as an international free agent, July 12, 2016

HIGH SCHOOL: —

COLLEGE: —

FULL NAME: Andersson Luis Espinal

SIGNED BY: Jochy Cabrera and Alredo Ulloa (Angels)

Year	Club	W-L	ERA	G	GS	CG	GF	SHO	SV	IP	H	R	ER	HR	HB	BB	IBB	SO	WP	BK	BAA
2017	—Angels (DSL)	0-2	9.92	9	0	0	1	0	0	16.1	29	21	18	2	3	11	0	11	5	0	.392
2018	—Angels (DSL)	1-0	3.22	13	0	0	2	0	0	22.1	14	14	8	0	2	28	0	27	8	0	.179
<b>MINOR TOTALS</b>		<b>1-2</b>	<b>6.05</b>	<b>22</b>	<b>0</b>	<b>0</b>	<b>3</b>	<b>0</b>	<b>0</b>	<b>38.2</b>	<b>43</b>	<b>35</b>	<b>26</b>	<b>2</b>	<b>5</b>	<b>39</b>	<b>0</b>	<b>38</b>	<b>13</b>	<b>0</b>	<b>.283</b>

## JOSÉ ESTRADA

C

AGE: 18 BORN: May 5, 2000 in Maracaibo, VZ

RESIDES: Maracaibo, VZ

HT.: 5-10 WT.: 175

BATS & THROWS: Right

ACQUIRED: Signed as international free agent, Jan. 14, 2019

HIGH SCHOOL: —

COLLEGE: —

FULL NAME: José Estrada

SIGNED BY: Jochy Cabrera and Aneudi Mercado (Angels)

Year	Club	AVG	G	AB	R	H	2B	3B	HR	RBI	SH	SF	HBP	BB	IBB	SO	SB	CS	GDP	SLG	OBP	E
Will make professional debut in 2019																						

## WILLI FAÑA

C

AGE: 16 BORN: Aug. 20, 2002 in La Vega, DR

RESIDES: La Vega, DR

HT.: 6-0 WT.: 170

BATS & THROWS: Left

ACQUIRED: Signed as international free agent, Aug. 20, 2018

HIGH SCHOOL: —

COLLEGE: —

FULL NAME: Willi Faña

SIGNED BY: Jochy Cabrera (Angels)

Year	Club	AVG	G	AB	R	H	2B	3B	HR	RBI	SH	SF	HBP	BB	IBB	SO	SB	CS	GDP	SLG	OBP	E
Will make professional debut in 2019																						

## RICHIE FECTEAU

INF

AGE: 25 BORN: Mar. 17, 1994 in Newbury, MA

RESIDES: Newbury, MA

HT.: 5-10 WT.: 190

BATS: Left THROWS: Right

ACQUIRED: 39th round of 2016 First-Year Player Draft

HIGH SCHOOL: Triton Regional (MA)

COLLEGE: Salem State College (MA)

FULL NAME: Richard P. Fecteau

SIGNED BY: Ryan Leahy (Angels)

Year	Club	AVG	G	AB	R	H	2B	3B	HR	RBI	SH	SF	HBP	BB	IBB	SO	SB	CS	GDP	SLG	OBP	E
2016	—Angels (AZL)	.188	34	112	14	21	6	2	0	9	2	0	1	21	1	20	2	3	3	.277	.321	12
2017	—Orem	.333	6	27	9	9	1	0	2	9	0	1	0	4	0	4	0	0	1	.593	.406	0
	Angels (AZL)	.286	4	14	0	4	0	0	0	0	0	0	1	2	0	6	0	0	1	.286	.412	3
	Burlington	.315	58	222	29	70	11	2	8	44	1	3	5	15	2	31	2	2	5	.491	.367	8
2018	—Inland Empire	.244	84	299	37	73	13	8	4	37	2	1	2	20	0	97	2	2	2	.381	.295	16
<b>MINOR TOTALS</b>		<b>.263</b>	<b>186</b>	<b>674</b>	<b>89</b>	<b>177</b>	<b>31</b>	<b>12</b>	<b>14</b>	<b>99</b>	<b>5</b>	<b>5</b>	<b>9</b>	<b>62</b>	<b>3</b>	<b>158</b>	<b>6</b>	<b>7</b>	<b>12</b>	<b>.407</b>	<b>.331</b>	<b>39</b>

## CONNOR FITZSIMONS

C

AGE: 24 BORN: Aug. 29, 1994 in Jacksonville, NC

RESIDES: Bristol, CT

HT.: 5-10 WT.: 190

BATS & THROWS: Right

ACQUIRED: Signed as non-drafted free agent, June 25, 2016

HIGH SCHOOL: Bristol Eastern HS (CT)

COLLEGE: Central Connecticut State University

FULL NAME: Connor Michael Fitzsimons

SIGNED BY: Nick Gorneault (Angels)

Year	Club	AVG	G	AB	R	H	2B	3B	HR	RBI	SH	SF	HBP	BB	IBB	SO	SB	CS	GDP	SLG	OBP	E
2016	—Angels (AZL)	.103	11	29	1	3	1	0	0	1	0	0	1	2	0	7	0	0	1	.138	.188	3
2017	—Angels (AZL)	.243	33	107	15	26	4	3	1	9	0	1	6	9	1	36	1	0	1	.364	.333	4
2018	—Burlington	.271	42	144	22	39	8	1	4	16	0	1	1	10	0	54	1	1	2	.424	.321	7
	Orem	.211	31	109	13	23	2	0	2	17	0	0	6	12	0	33	2	0	1	.284	.323	0
<b>MINOR TOTALS</b>		<b>.234</b>	<b>117</b>	<b>389</b>	<b>51</b>	<b>91</b>	<b>15</b>	<b>4</b>	<b>7</b>	<b>43</b>	<b>0</b>	<b>2</b>	<b>14</b>	<b>33</b>	<b>1</b>	<b>130</b>	<b>4</b>	<b>1</b>	<b>5</b>	<b>.347</b>	<b>.315</b>	<b>14</b>





# ORGANIZATIONAL PLAYERS

## JEANS FLORES

**C****AGE:** 21 **BORN:** Mar. 20, 1998 in Villa de Cura, VZ**RESIDES:** Villa de Cura, VZ**HT.:** 5-11 **WT.:** 165**BATS & THROWS:** Right**ACQUIRED:** Signed as international free agent, July 4, 2014**HIGH SCHOOL:** —**COLLEGE:** —**FULL NAME:** Jeans Carlos Flores**SIGNED BY:** Carlos Ramirez and Lebi Ochoa (Angels)

Year	Club	AVG	G	AB	R	H	2B	3B	HR	RBI	SH	SF	HBP	BB	IBB	SO	SB	CS	GDP	SLG	OBP	E
2015—Angels (DSL)		.237	50	169	27	40	3	2	1	13	0	3	7	20	0	24	11	5	5	.296	.337	9
2016—																						
2017—																						
2018—Angels (AZL)		.173	23	75	4	13	2	0	0	3	1	1	1	6	0	14	0	0	4	.200	.241	6
<b>MINOR TOTALS</b>		<b>.217</b>	<b>73</b>	<b>244</b>	<b>31</b>	<b>53</b>	<b>5</b>	<b>2</b>	<b>1</b>	<b>3</b>	<b>1</b>	<b>4</b>	<b>8</b>	<b>26</b>	<b>0</b>	<b>38</b>	<b>11</b>	<b>5</b>	<b>9</b>	<b>.266</b>	<b>.241</b>	<b>15</b>

## SADRAC FRANCO

**RHP****AGE:** 18 **BORN:** June 4, 2000 in David, Panama**RESIDES:** Chiriqui, Panama**HT.:** 6-0 **WT.:** 155**BATS & THROWS:** Right**ACQUIRED:** Signed as international free agent, July 2, 2017**HIGH SCHOOL:** —**COLLEGE:** —**FULL NAME:** Sadrac Daniel Franco**SIGNED BY:** Raul Gonzalez (Angels)

Year	Club	W-L	ERA	G	GS	CG	GF	SHO	SV	IP	H	R	ER	HR	HB	BB	IBB	SO	WP	BK	BAA
2017—Angels (DSL)		1-3	3.45	7	1	0	1	0	0	15.2	15	8	6	0	0	3	0	14	0	0	.246
2018—Angels (AZL)		1-1	4.94	12	3	0	1	0	1	31.0	30	20	17	1	0	19	0	32	10	1	.250
	Orem	1-1	14.54	2	0	0	0	0	0	4.1	7	7	7	0	3	2	0	4	4	0	.389
<b>MINOR TOTALS</b>		<b>3-5</b>	<b>5.29</b>	<b>21</b>	<b>4</b>	<b>0</b>	<b>2</b>	<b>0</b>	<b>1</b>	<b>51.0</b>	<b>52</b>	<b>35</b>	<b>30</b>	<b>1</b>	<b>3</b>	<b>24</b>	<b>0</b>	<b>50</b>	<b>14</b>	<b>1</b>	<b>.261</b>

## NICK FRANK

**RHP****AGE:** 22 **BORN:** Feb. 12, 1997 in Carmichael, CA**RESIDES:** Moraga, CA**HT.:** 6-2 **WT.:** 205**BATS & THROWS:** Right**ACQUIRED:** 15th round of 2018 First-Year Player Draft**HIGH SCHOOL:** Granite Bay HS (CA)**COLLEGE:** St. Mary's College (CA)**FULL NAME:** Nick Wesley Frank**SIGNED BY:** Brian Tripp (Angels)

Year	Club	W-L	ERA	G	GS	CG	GF	SHO	SV	IP	H	R	ER	HR	HB	BB	IBB	SO	WP	BK	BAA
2018																					

*DID NOT PLAY*

## SAM FULLER

**RHP****AGE:** 20 **BORN:** Oct. 20, 1998 in Smyrna, GA**RESIDES:** Smyrna, GA**HT.:** 6-0 **WT.:** 195**BATS & THROWS:** Right**ACQUIRED:** 14th round of 2017 First-Year Player Draft**HIGH SCHOOL:** Whitefield Academy (GA)**COLLEGE:** —**FULL NAME:** Sam Adrian Fuller**SIGNED BY:** Todd Hogan (Angels)

Year	Club	W-L	ERA	G	GS	CG	GF	SHO	SV	IP	H	R	ER	HR	HB	BB	IBB	SO	WP	BK	BAA	
2017—Angels (AZL)		0-0	0.00	2	0	0	0	0	0	2	2	2	0	0	0	0	0	0	0	0	0	.250
2018																						

*INJURED - DID NOT PLAY*

## DUSTIN GARNEAU

**C**

For information, see 2019 Angels Players Section.

## JOE GATTO

**RHP****AGE:** 23 **BORN:** June 14, 1995 in Hammonton, NJ**RESIDES:** Hammonton, NJ**HT.:** 6-3 **WT.:** 220**BATS & THROWS:** Right**ACQUIRED:** Second round of 2014 First-Year Player Draft**HIGH SCHOOL:** St. Augustine College Preparatory School (NJ)**COLLEGE:** —**FULL NAME:** Joe John Gatto**SIGNED BY:** Nick Gorneault (Angels)

Year	Club	W-L	ERA	G	GS	CG	GF	SHO	SV	IP	H	R	ER	HR	HB	BB	IBB	SO	WP	BK	BAA
2014—Angels (ASL)		2-1	5.40	10	6	0	0	0	0	25.0	33	17	15	1	1	9	0	15	9	1	.320
	Orem	0-0	4.50	1	1	0	0	0	0	2.0	3	1	1	1	0	0	0	1	0	0	.375
2015—Orem		2-3	4.31	12	12	0	0	0	0	54.1	73	31	26	4	0	17	0	38	5	0	.340
2016—Burlington		3-8	7.03	15	15	0	0	0	0	64.0	88	62	50	5	0	33	0	54	16	0	.321
2017—Burlington		5-7	3.46	21	21	0	0	0	0	96.1	90	42	37	2	2	45	0	78	11	1	.247
	Inland Empire	3-2	3.34	6	6	0	0	0	0	32.1	31	17	12	1	1	14	0	23	1	2	.258
2018—Inland Empire		5-2	4.15	9	9	0	0	0	0	43.1	43	21	20	2	3	18	0	51	1	0	.256
	Mobile	3-4	5.75	16	16	0	0	0	0	76.2	85	54	49	8	4	36	0	49	6	0	.283
<b>MINOR TOTALS</b>		<b>23-27</b>	<b>4.80</b>	<b>90</b>	<b>86</b>	<b>0</b>	<b>0</b>	<b>0</b>	<b>0</b>	<b>394.0</b>	<b>446</b>	<b>245</b>	<b>210</b>	<b>24</b>	<b>11</b>	<b>172</b>	<b>0</b>	<b>309</b>	<b>49</b>	<b>4</b>	<b>.287</b>

## STARLIN GILL

**INF****AGE:** 19 **BORN:** Mar. 16, 2000 in San Rafael del Yuma, DR**RESIDES:** Higüey, DR**HT.:** 5-10 **WT.:** 150**BATS & THROWS:** Right**ACQUIRED:** Signed as international free agent, Aug. 25, 2017**HIGH SCHOOL:** —**COLLEGE:** —**FULL NAME:** Starlin Abraham Gill**SIGNED BY:** Domingo Garcia (Angels)

Year	Club	AVG	G	AB	R	H	2B	3B	HR	RBI	SH	SF	HBP	BB	IBB	SO	SB	CS	GDP	SLG	OBP	E
2018																						

*INJURED — DID NOT PLAY*



# ORGANIZATIONAL PLAYERS



## JULIO GOFF

RHP

AGE: 18 BORN: Jan. 11, 2000 in David, Panama  
 BATS & THROWS: Right  
 HIGH SCHOOL: —  
 FULL NAME: Julio Goff

RESIDES: David, Panama HT.: 5-10 WT.: 200  
 ACQUIRED: Signed as international free agent, Oct. 29, 2018  
 COLLEGE: —  
 SIGNED BY: Raul Gonzalez (Angels)

Year	Club	W-L	ERA	G	GS	CG	GF	SHO	SV	IP	H	R	ER	HR	HB	BB	IBB	SO	WP	BK	BAA
------	------	-----	-----	---	----	----	----	-----	----	----	---	---	----	----	----	----	-----	----	----	----	-----

Will make professional debut in 2019

## CRISTIAN GOMEZ

OF

AGE: 22 BORN: Oct. 29, 1996 in Santo Domingo, DR  
 BATS: Left THROWS: Right  
 HIGH SCHOOL: —  
 FULL NAME: Cristian Albert Gomez

RESIDES: Manoguayabo, DR HT.: 6-2 WT.: 190  
 ACQUIRED: Signed as international free agent, Aug. 25, 2015  
 COLLEGE: —  
 SIGNED BY: Frank Tejada and Alfredo Ulloa (Angels)

Year	Club	AVG	G	AB	R	H	2B	3B	HR	RBI	SH	SF	HBP	BB	IBB	SO	SB	CS	GDP	SLG	OBP	E
2016	—Angels (DSL)	.200	61	215	13	43	10	4	1	27	0	1	6	14	1	36	4	7	5	.298	.267	3
2017	—Angels (DSL)	.249	70	261	31	65	13	2	4	35	0	1	9	19	1	48	12	6	4	.360	.321	4
2018	—Angels (AZL)	.500	2	6	2	3	3	0	0	0	0	0	0	3	0	2	0	0	0	1.000	.667	2
<b>MINOR TOTALS</b>		<b>.230</b>	<b>133</b>	<b>482</b>	<b>46</b>	<b>111</b>	<b>26</b>	<b>6</b>	<b>5</b>	<b>62</b>	<b>0</b>	<b>2</b>	<b>15</b>	<b>36</b>	<b>2</b>	<b>86</b>	<b>16</b>	<b>13</b>	<b>9</b>	<b>.340</b>	<b>.303</b>	<b>9</b>

## VICTOR GOMEZ

RHP

AGE: 18 BORN: Oct. 19, 2000 in Monte Cristi, DR  
 BATS & THROWS: Right  
 HIGH SCHOOL: —  
 FULL NAME: Victor Alfonso Gomez

RESIDES: Monte Cristi, DR HT.: 5-11 WT.: 184  
 ACQUIRED: Signed as international free agent, July 3, 2017  
 COLLEGE: —  
 SIGNED BY: Domingo Garcia (Angels)

Year	Club	W-L	ERA	G	GS	CG	GF	SHO	SV	IP	H	R	ER	HR	HB	BB	IBB	SO	WP	BK	BAA
------	------	-----	-----	---	----	----	----	-----	----	----	---	---	----	----	----	----	-----	----	----	----	-----

2018	—Angels (DSL)	1-2	7.34	22	0	0	10	0	1	30.2	37	35	25	2	3	27	0	28	18	1	.289
------	---------------	-----	------	----	---	---	----	---	---	------	----	----	----	---	---	----	---	----	----	---	------

## WILSON GOMEZ

LHP

AGE: 17 BORN: Apr. 20, 2001 in Ocumare del Tuy, VZ  
 BATS & THROWS: Left  
 HIGH SCHOOL: —  
 FULL NAME: Wilson Alfredo Gomez

RESIDES: Miranda, VZ HT.: 6-0 WT.: 177  
 ACQUIRED: Signed as international free agent, July 6, 2017  
 COLLEGE: —  
 SIGNED BY: Marlon Urdaneta and Andres Garcia (Angels)

Year	Club	W-L	ERA	G	GS	CG	GF	SHO	SV	IP	H	R	ER	HR	HB	BB	IBB	SO	WP	BK	BAA
------	------	-----	-----	---	----	----	----	-----	----	----	---	---	----	----	----	----	-----	----	----	----	-----

2018	—Angels (DSL)	0-1	14.82	18	0	0	4	0	1	17.0	16	33	28	0	8	30	0	21	23	1	.242
------	---------------	-----	-------	----	---	---	---	---	---	------	----	----	----	---	---	----	---	----	----	---	------

## ANDRES GONZALEZ

C

AGE: 18 BORN: Sept. 8, 2000 in Maracaibo, VZ  
 BATS & THROWS: Right  
 HIGH SCHOOL: —  
 FULL NAME: Andres Eduardo Gonzalez

RESIDES: Maracaibo, VZ HT.: 5-10 WT.: 170  
 ACQUIRED: Signed as international free agent, May 16, 2018  
 COLLEGE: —  
 SIGNED BY: Rusbell Cabrera and Marlon Urdaneta (Angels)

Year	Club	AVG	G	AB	R	H	2B	3B	HR	RBI	SH	SF	HBP	BB	IBB	SO	SB	CS	GDP	SLG	OBP	E
------	------	-----	---	----	---	---	----	----	----	-----	----	----	-----	----	-----	----	----	----	-----	-----	-----	---

2018	—Angels (DSL)	.200	34	95	7	19	2	0	0	10	0	1	0	13	0	21	1	0	2	.221	.294	5
------	---------------	------	----	----	---	----	---	---	---	----	---	---	---	----	---	----	---	---	---	------	------	---

## JENRRY GONZALEZ

LHP

AGE: 17 BORN: June 7, 2001 in Merida, Venezuela  
 BATS & THROWS: Left  
 HIGH SCHOOL: —  
 FULL NAME: Jenrry Jose Gonzalez

RESIDES: Merida, Venezuela HT.: 5-10 WT.: 160  
 ACQUIRED: Signed as international free agent, July 6, 2017  
 COLLEGE: —  
 SIGNED BY: Andres Garcia and Marlon Urdaneta (Angels)

Year	Club	W-L	ERA	G	GS	CG	GF	SHO	SV	IP	H	R	ER	HR	HB	BB	IBB	SO	WP	BK	BAA
------	------	-----	-----	---	----	----	----	-----	----	----	---	---	----	----	----	----	-----	----	----	----	-----

2018	—Angels (DSL)	1-4	3.56	13	11	0	0	0	0	43.0	39	25	17	1	3	15	0	38	7	1	.286
------	---------------	-----	------	----	----	---	---	---	---	------	----	----	----	---	---	----	---	----	---	---	------

## SPENCER GRIFFIN

OF

AGE: 22 BORN: Oct. 24, 1996 in Richmond, TX  
 BATS & THROWS: Right  
 HIGH SCHOOL: Travis HS (TX)  
 FULL NAME: Spencer Randazzo Griffin

RESIDES: Richmond, TX HT.: 6-1 WT.: 170  
 ACQUIRED: 16th round of 2017 First-Year Player Draft  
 COLLEGE: Wharton County JC (TX)  
 SIGNED BY: Rudy Vasquez (Angels)

Year	Club	AVG	G	AB	R	H	2B	3B	HR	RBI	SH	SF	HBP	BB	IBB	SO	SB	CS	GDP	SLG	OBP	E
2017	—Orem	.206	26	102	17	21	5	2	1	6	1	3	8	0	37	3	1	4	.324	.281	1	
2018	—Burlington	.221	108	394	56	87	8	7	2	40	1	3	2	50	0	150	11	7	8	.292	.310	2
<b>MINOR TOTALS</b>		<b>.218</b>	<b>134</b>	<b>496</b>	<b>73</b>	<b>108</b>	<b>13</b>	<b>9</b>	<b>3</b>	<b>46</b>	<b>2</b>	<b>4</b>	<b>5</b>	<b>58</b>	<b>0</b>	<b>187</b>	<b>14</b>	<b>8</b>	<b>12</b>	<b>.298</b>	<b>.304</b>	<b>3</b>

MINOR LEAGUE





# ORGANIZATIONAL PLAYERS

## ZANE GURWITZ

OF

AGE: 24 BORN: Dec. 1, 1994 in San Antonio, TX

RESIDES: San Antonio, TX

HT.: 5-8 WT.: 185

BATS & THROWS: Right

ACQUIRED: 26th round of 2017 First-Year Player Draft

HIGH SCHOOL: Winston Churchill HS (TX)

COLLEGE: University of Texas at Austin

FULL NAME: Zane Harrison Gurwitz

SIGNED BY: Rudy Vasquez (Angels)

Year	Club	AVG	G	AB	R	H	2B	3B	HR	RBI	SH	SF	HBP	BB	IBB	SO	SB	CS	GDP	SLG	OBP	E
2017	—Angels (AZL)	.386	23	88	15	34	7	2	2	17	0	0	3	7	1	11	7	2	1	.580	.449	1
	Burlington	.192	8	26	2	5	0	0	0	1	0	0	1	0	0	5	0	1	0	.192	.222	1
2018	—Burlington	.177	37	124	12	22	4	2	0	8	0	0	0	11	0	29	0	0	8	.242	.244	6
	Inland Empire	.227	29	110	8	25	8	2	2	12	0	0	1	7	0	28	1	1	4	.391	.280	2
MINOR TOTALS		.247	97	348	37	86	19	6	4	38	0	0	5	25	1	73	8	4	13	.371	.307	10

## NISHELL GUTIERREZ

C

AGE: 19 BORN: May 4, 1999 in San Carlos, VZ

RESIDES: San Carlos, VZ

HT.: 5-10 WT.: 165

BATS & THROWS: Right

ACQUIRED: Signed as minor league free agent, June 8, 2018

HIGH SCHOOL: —

COLLEGE: —

FULL NAME: Nishell Valentino Gutierrez

SIGNED BY: N/A (Giants)

Year	Club	AVG	G	AB	R	H	2B	3B	HR	RBI	SH	SF	HBP	BB	IBB	SO	SB	CS	GDP	SLG	OBP	E
2016	—Giants (DSL)	.226	57	186	22	42	2	3	0	22	1	1	1	20	0	24	5	4	4	.269	.303	12
2017	—Giants (DSL)	.208	39	106	12	22	2	2	0	9	1	0	2	19	1	17	4	1	5	.264	.339	2
2018	—Angels (DSL)	.177	25	62	6	11	0	1	0	6	0	0	3	20	0	16	0	0	3	.210	.400	4
MINOR TOTALS		.212	121	354	40	75	4	6	0	37	2	1	6	59	1	57	9	5	12	.257	.333	18

## EMILKER GUZMAN

RHP

AGE: 20 BORN: Feb. 10, 1999 in Caracas, VZ

RESIDES: Caracas, VZ

HT.: 5-10 WT.: 160

BATS & THROWS: Right

ACQUIRED: Signed as international free agent, May 9, 2017

HIGH SCHOOL: —

COLLEGE: —

FULL NAME: Emilker Jose Guzman

SIGNED BY: Jochy Cabrera and Frankie Thon, Jr. (Angels)

Year	Club	W-L	ERA	G	GS	CG	GF	SHO	SV	IP	H	R	ER	HR	HB	BB	IBB	SO	WP	BK	BAA
2017	—Angels (DSL)	6-0	1.02	17	1	1	8	0	0	44.0	24	8	5	0	3	11	3	30	2	0	.162
2018	—Angels (AZL)	1-2	3.38	11	9	0	0	0	0	37.1	36	16	14	2	1	7	0	31	3	0	.250
	Orem	0-1	4.70	2	1	0	0	0	0	7.2	6	4	4	0	0	4	0	5	0	0	.231
MINOR TOTALS		7-3	2.33	30	11	1	8	0	0	89.0	66	28	23	2	4	22	3	66	5	0	.208

## JOSE GUZMAN

INF

AGE: 18 BORN: Sept. 15, 2000 in Santo Domingo, DR

RESIDES: Santo Domingo, DR

HT.: 5-11 WT.: 162

BATS & THROWS: Right

ACQUIRED: Signed as international free agent, Feb. 26, 2018

HIGH SCHOOL: —

COLLEGE: —

FULL NAME: Jose Alberto Guzman

SIGNED BY: Frank Tejada

Year	Club	AVG	G	AB	R	H	2B	3B	HR	RBI	SH	SF	HBP	BB	IBB	SO	SB	CS	GDP	SLG	OBP	E
2018	—Angels (DSL)	.282	44	131	20	37	4	5	1	7	0	0	2	21	0	32	6	3	2	.412	.390	17

## BRETT HANEWICH

RHP

AGE: 24 BORN: Dec. 15, 1994 in Bradenton, FL

RESIDES: Bradenton, FL

HT.: 6-3 WT.: 200

BATS & THROWS: Right

ACQUIRED: Ninth round of 2017 First-Year Player Draft

HIGH SCHOOL: IMG Academy (FL)

COLLEGE: Stanford University

FULL NAME: Brett Hanewich

SIGNED BY: Brian Tripp (Angels)

Year	Club	W-L	ERA	G	GS	CG	GF	SHO	SV	IP	H	R	ER	HR	HB	BB	IBB	SO	WP	BK	BAA
2017	—Orem	2-1	7.18	18	0	0	10	0	0	26.1	31	21	21	2	1	18	0	30	9	0	.290
2018	—Burlington	0-2	3.76	16	0	0	4	0	2	26.1	25	12	11	0	4	15	0	23	2	0	.275
	Inland Empire	3-0	1.90	26	0	0	6	0	1	42.2	26	11	9	2	7	31	0	51	2	0	.179
MINOR TOTALS		5-3	3.87	60	0	0	20	0	3	95.1	82	44	41	4	12	64	0	104	13	0	.208

## AARON HERNANDEZ

RHP

AGE: 22 BORN: Dec. 2, 1996 in Corpus Christi, TX

RESIDES: Corpus Christi, TX

HT.: 6-1 WT.: 170

BATS & THROWS: Right

ACQUIRED: Third round of 2018 First-Year Player Draft

HIGH SCHOOL: Foy H. Moody HS (TX)

COLLEGE: Texas A&M-Corpus Christi

FULL NAME: Aaron Alexander Hernandez

SIGNED BY: Rudy Vasquez (Angels)

Year	Club	AVG	G	AB	R	H	2B	3B	HR	RBI	SH	SF	HBP	BB	IBB	SO	SB	CS	GDP	SLG	OBP	E
2018		DID NOT PLAY																				

## GABRIEL HERNANDEZ

RHP

AGE: 17 BORN: Jan. 22, 2002 in Araya, VZ

RESIDES: Araya, VZ

HT.: 6-1 WT.: 160

BATS & THROWS: Right

ACQUIRED: Signed as international free agent, July 2, 2018

HIGH SCHOOL: —

COLLEGE: —

FULL NAME: Gabriel Hernandez

SIGNED BY: Ender Gonzalez and Marlon Urdaneta (Angels)

Year	Club	AVG	G	AB	R	H	2B	3B	HR	RBI	SH	SF	HBP	BB	IBB	SO	SB	CS	GDP	SLG	OBP	E
2018		Will make professional debut in 2019																				

MINOR LEAGUE



# ORGANIZATIONAL PLAYERS



## TRAVIS HERRIN

RHP

AGE: 23 BORN: Apr. 29, 1995 in Lebanon, IN

RESIDES: Lebanon, IN

HT: 6-2 WT.: 220

BATS & THROWS: Right

ACQUIRED: 18th round of 2015 First-Year Player Draft

HIGH SCHOOL: Lebanon HS (IN)

COLLEGE: Wabash Valley College (IL)

FULL NAME: Travis Gene Herrin

SIGNED BY: Joel Murrie (Angels)

Year	Club	W-L	ERA	G	GS	CG	GF	SHO	SV	IP	H	R	ER	HR	HB	BB	IBB	SO	WP	BK	BAA
2015	Orem	1-1	11.57	9	0	0	3	0	0	9.1	16	12	12	5	0	5	0	8	3	0	.364
	Angels (AZL)	1-1	3.93	9	1	0	2	0	0	18.1	20	10	8	1	0	4	0	12	3	2	.278
2016	Orem	3-4	5.67	14	14	0	0	0	0	60.1	82	40	38	6	1	15	0	50	3	1	.329
2017	Burlington	2-4	3.61	10	6	0	2	0	2	42.1	41	18	17	6	4	11	0	51	6	0	.252
2018	Angels (AZL)	0-0	0.00	4	2	0	0	0	0	6.0	2	0	0	0	0	0	4	1	0	0	.100
	Inland Empire	0-2	3.00	3	1	0	1	0	0	6.0	4	2	2	2	0	0	6	1	0	0	.190
<b>MINOR TOTALS</b>		<b>7-12</b>	<b>4.87</b>	<b>49</b>	<b>24</b>	<b>0</b>	<b>8</b>	<b>0</b>	<b>2</b>	<b>142.1</b>	<b>165</b>	<b>82</b>	<b>77</b>	<b>20</b>	<b>5</b>	<b>35</b>	<b>0</b>	<b>131</b>	<b>17</b>	<b>3</b>	<b>.290</b>

## MAX HERRMANN

LHP

AGE: 25 BORN: July 17, 1993 in Rutherford, NJ

RESIDES: Rutherford, NJ

HT: 6-3 WT.: 210

BATS & THROWS: Left

ACQUIRED: Signed as non-drafted free agent, July 18, 2017

HIGH SCHOOL: Montclair Kimberley Academy (NJ)

COLLEGE: Rutgers University (NJ)

FULL NAME: Max Joseph Herrmann

SIGNED BY: Ryan Leahy (Angels)

Year	Club	W-L	ERA	G	GS	CG	GF	SHO	SV	IP	H	R	ER	HR	HB	BB	IBB	SO	WP	BK	BAA
2017	Angels (AZL)	2-1	5.06	10	0	0	5	0	1	16.0	17	10	9	1	4	12	1	17	3	0	.283
2018	Burlington	2-9	5.78	29	12	0	5	0	0	81.0	113	58	52	7	4	34	0	68	5	0	.332
	Inland Empire	0-0	3.86	1	0	0	0	0	0	2.1	2	1	0	0	0	0	0	0	0	0	.200
	Mobile	0-0	0.00	1	0	0	0	0	0	1.0	1	0	0	0	0	2	0	0	1	0	.250
<b>MINOR TOTALS</b>		<b>4-10</b>	<b>5.47</b>	<b>41</b>	<b>12</b>	<b>0</b>	<b>10</b>	<b>0</b>	<b>1</b>	<b>100.1</b>	<b>133</b>	<b>69</b>	<b>61</b>	<b>8</b>	<b>8</b>	<b>48</b>	<b>1</b>	<b>85</b>	<b>9</b>	<b>0</b>	<b>.321</b>

## CONNOR HIGGINS

LHP

AGE: 22 BORN: July 21, 1996 in Orefield, PA

RESIDES: Orefield, PA

HT: 6-5 WT.: 240

BATS: Right THROWS: Left

ACQUIRED: 30th round of 2018 First-Year Player Draft

HIGH SCHOOL: Parkland HS (PA)

COLLEGE: Arizona State University

FULL NAME: Connor John Higgins

SIGNED BY: Jayson Durocher (Angels)

Year	Club	W-L	ERA	G	GS	CG	GF	SHO	SV	IP	H	R	ER	HR	HB	BB	IBB	SO	WP	BK	BAA
2018	Angels (AZL)	2-1	3.86	14	0	0	5	0	1	21.0	16	11	9	0	2	17	0	24	3	1	.198
	Orem	0-0	0.00	2	0	0	1	0	0	1.0	0	0	0	0	0	1	0	0	1	0	.000
<b>MINOR TOTALS</b>		<b>2-1</b>	<b>3.68</b>	<b>16</b>	<b>0</b>	<b>0</b>	<b>6</b>	<b>0</b>	<b>1</b>	<b>22.0</b>	<b>16</b>	<b>11</b>	<b>9</b>	<b>0</b>	<b>2</b>	<b>18</b>	<b>0</b>	<b>24</b>	<b>4</b>	<b>1</b>	<b>.193</b>

## ADAM HOFACKET

RHP

AGE: 25 BORN: February 18, 1994 in Corona, CA

RESIDES: Corona, CA

HT: 6-1 WT.: 195

BATS & THROWS: Right

ACQUIRED: 10th round of 2015 First-Year Player Draft

HIGH SCHOOL: Santiago HS (CA)

COLLEGE: California Baptist University

FULL NAME: Adam Christopher Hofacket

SIGNED BY: Tim Corcoran (Angels)

Year	Club	W-L	ERA	G	GS	CG	GF	SHO	SV	IP	H	R	ER	HR	HB	BB	IBB	SO	WP	BK	BAA
2015	Orem	4-0	3.77	26	0	0	18	0	8	31	32	14	13	5	1	3	1	23	1	1	.269
2016	Burlington	1-1	2.53	15	0	0	14	0	7	21.1	20	6	6	2	1	2	0	24	2	0	.238
	Inland Empire	1-2	6.03	26	0	0	14	0	2	34.1	38	24	23	4	2	13	0	37	3	0	.275
2017	Inland Empire	2-0	2.20	10	0	0	4	0	0	16.1	12	5	4	1	0	3	0	16	3	0	.203
	Mobile	1-2	2.79	26	0	0	16	0	6	38.2	38	13	12	3	2	8	0	37	3	0	.257
	Salt Lake	0-2	6.75	11	0	0	4	0	0	14.2	20	11	11	2	0	2	0	9	1	0	.351
2018	Salt Lake	5-1	8.17	18	0	0	4	0	0	25.1	35	23	23	3	3	11	0	14	3	0	.347
	Angels (AZL)	0-0	3.86	8	0	0	1	0	0	11.2	10	6	5	0	0	2	0	14	2	0	.217
	Mobile	0-0	9.00	8	0	0	1	0	0	11	20	15	11	1	0	6	0	6	0	0	.377
<b>MINOR TOTALS</b>		<b>14-8</b>	<b>4.76</b>	<b>148</b>	<b>0</b>	<b>0</b>	<b>76</b>	<b>0</b>	<b>23</b>	<b>204.1</b>	<b>225</b>	<b>117</b>	<b>108</b>	<b>21</b>	<b>9</b>	<b>50</b>	<b>1</b>	<b>180</b>	<b>18</b>	<b>1</b>	<b>.280</b>

## ZACH HOUGHINS

INF

AGE: 26 BORN: Sept. 16, 1992 in Wilson, NC

RESIDES: Wilson, NC

HT: 6-2 WT.: 210

BATS & THROWS: Right

ACQUIRED: 13th round of 2014 First-Year Player Draft

HIGH SCHOOL: James B. Hunt HS (NC)

COLLEGE: East Carolina University (NC); Louisburg College (NC)

FULL NAME: Zachary Michael Houghins

SIGNED BY: Dan Ratcliff (Angels)

Year	Club	AVG	G	AB	R	H	2B	3B	HR	RBI	SH	SF	HBP	BB	IBB	SO	SB	CS	GDP	SLG	OBP	E
2014	Orem	.388	36	139	39	54	13	1	6	39	0	2	13	0	15	1	0	1	.626	.442	12	
	Burlington	.200	28	110	8	22	6	0	0	10	0	1	2	7	0	26	3	0	2	.255	.258	4
2015	Burlington	.253	131	494	69	125	27	2	14	66	0	6	7	39	0	67	0	0	16	.401	.313	15
2016	Inland Empire	.262	134	511	69	134	24	2	18	84	0	5	4	35	0	94	2	0	10	.423	.312	15
2017	Mobile	.251	125	474	46	119	28	4	14	77	1	4	2	37	2	82	7	8	14	.416	.306	12
	Salt Lake	.500	4	14	5	7	1	3	0	2	0	0	1	2	0	2	0	0	1	1.000	.588	0
2018	Salt Lake	.309	27	94	14	29	6	0	3	16	0	1	2	3	1	15	1	2	4	.468	.340	1
	Mobile	.235	50	183	25	43	7	1	11	35	0	2	0	13	1	52	1	1	8	.464	.283	5
<b>MINOR TOTALS</b>		<b>.264</b>	<b>535</b>	<b>2019</b>	<b>275</b>	<b>533</b>	<b>112</b>	<b>13</b>	<b>66</b>	<b>329</b>	<b>1</b>	<b>21</b>	<b>20</b>	<b>149</b>	<b>4</b>	<b>353</b>	<b>15</b>	<b>11</b>	<b>56</b>	<b>.430</b>	<b>.318</b>	<b>64</b>

MINOR LEAGUE





# ORGANIZATIONAL PLAYERS

## DANIEL HUDSON

**RHP**

For information, see 2019 Angels Players Section.

## TORII HUNTER JR.

**OF****AGE:** 23 **BORN:** June 7, 1995 in Pine Bluff, AR**RESIDES:** Prosper, TX**HT.:** 6-2 **WT.:** 180**BATS & THROWS:** Right**ACQUIRED:** 23rd round of 2016 First-Year Player Draft**HIGH SCHOOL:** Prosper HS (TX)**COLLEGE:** University of Notre Dame**FULL NAME:** Torii Kedar Hunter**SIGNED BY:** Jared Barnes (Angels)

Year	Club	AVG	G	AB	R	H	2B	3B	HR	RBI	SH	SF	HBP	BB	IBB	SO	SB	CS	GDP	SLG	OBP	E
2017	—Orem	.352	52	213	48	75	10	3	1	28	4	0	7	23	1	44	13	2	4	.441	.432	3
2018	—Burlington	.255	97	381	59	97	14	8	2	27	0	4	4	44	0	106	24	6	4	.349	.335	3
	Inland Empire	.327	13	55	4	18	1	1	0	1	1	0	2	2	0	18	5	0	1	.382	.373	1
<b>MINOR TOTALS</b>		<b>.293</b>	<b>162</b>	<b>649</b>	<b>111</b>	<b>190</b>	<b>25</b>	<b>12</b>	<b>3</b>	<b>56</b>	<b>5</b>	<b>4</b>	<b>13</b>	<b>69</b>	<b>1</b>	<b>168</b>	<b>42</b>	<b>8</b>	<b>9</b>	<b>.382</b>	<b>.370</b>	<b>7</b>

## SEAN ISAAC

**RHP****AGE:** 26 **BORN:** Dec. 17, 1992 in Torrance, CA**RESIDES:** Redondo Beach, CA**HT.:** 6-4 **WT.:** 225**BATS & THROWS:** Right**ACQUIRED:** 35th round of 2016 First-Year Player Draft**HIGH SCHOOL:** Mira Costa HS (CA)**COLLEGE:** Vanguard University (CA)**FULL NAME:** Sean Dayton Isaac**SIGNED BY:** Ben Diggins (Angels)

Year	Club	W-L	ERA	G	GS	CG	GF	SHO	SV	IP	H	R	ER	HR	HB	BB	IBB	SO	WP	BK	BAA
2016	—Angels (AZL)	4-0	4.56	13	0	0	1	0	0	23.2	22	13	12	0	0	10	0	30	3	0	.247
	Orem	0-1	6.75	3	0	0	2	0	0	4.0	5	3	3	2	1	2	0	5	0	0	.333
2017	—Inland Empire	1-0	5.02	18	1	0	4	0	1	37.2	33	23	21	3	0	18	1	52	6	0	.234
	Salt Lake	0-0	1.69	3	0	0	1	0	0	5.1	4	1	1	1	0	5	0	5	0	0	.211
	Burlington	0-0	0.81	11	0	0	8	0	3	22.1	14	4	2	0	0	9	0	33	5	0	.187
2018	—Salt Lake	1-1	6.67	11	2	0	3	0	2	27.0	26	20	20	3	1	13	0	28	1	1	.250
	Mobile	0-1	6.43	7	1	0	4	0	0	14.0	11	13	10	2	0	14	0	22	1	0	.208
	Burlington	1-1	3.38	3	0	0	2	0	1	5.1	4	2	2	0	0	2	0	8	0	0	.211
	Inland Empire	2-0	3.04	9	4	0	3	0	2	26.2	15	9	9	0	2	17	0	39	3	0	.169
<b>MINOR TOTALS</b>		<b>9-4</b>	<b>4.34</b>	<b>78</b>	<b>8</b>	<b>0</b>	<b>28</b>	<b>0</b>	<b>9</b>	<b>166.0</b>	<b>134</b>	<b>88</b>	<b>80</b>	<b>11</b>	<b>4</b>	<b>90</b>	<b>1</b>	<b>222</b>	<b>19</b>	<b>1</b>	<b>.222</b>

## JEREMIAH JACKSON

**INF****AGE:** 19 **BORN:** Mar. 26, 2000 in Mobile, AL**RESIDES:** Mobile, AL**HT.:** 6-0 **WT.:** 165**BATS & THROWS:** Right**ACQUIRED:** Second round of 2018 First-Year Player Draft**HIGH SCHOOL:** St. Luke's Episcopal School (AL)**COLLEGE:** —**FULL NAME:** Jeremiah Jackson**SIGNED BY:** J.T. Zink (Angels)

Year	Club	AVG	G	AB	R	H	2B	3B	HR	RBI	SH	SF	HBP	BB	IBB	SO	SB	CS	GDP	SLG	OBP	E
2018	—Angels (AZL)	.317	21	82	13	26	4	2	5	14	0	1	1	7	0	25	6	1	2	.598	.374	7
	Orem	.198	22	91	13	18	6	3	2	9	0	1	0	8	0	34	4	1	2	.395	.260	11
<b>MINOR TOTALS</b>		<b>.254</b>	<b>43</b>	<b>173</b>	<b>26</b>	<b>44</b>	<b>10</b>	<b>5</b>	<b>7</b>	<b>23</b>	<b>0</b>	<b>2</b>	<b>1</b>	<b>15</b>	<b>0</b>	<b>59</b>	<b>10</b>	<b>2</b>	<b>4</b>	<b>.491</b>	<b>.314</b>	<b>18</b>

## DEREK JENKINS

**OF****AGE:** 25 **BORN:** Feb. 11, 1994 in Annandale, NJ**RESIDES:** Annandale, NJ**HT.:** 5-8 **WT.:** 155**BATS & THROWS:** Right**ACQUIRED:** 26th round of 2016 First-Year Player Draft**HIGH SCHOOL:** North Hunterdon HS (NJ)**COLLEGE:** Seton Hall University**FULL NAME:** Derek Jenkins**SIGNED BY:** Ryan Leahy (Angels)

Year	Club	AVG	G	AB	R	H	2B	3B	HR	RBI	SH	SF	HBP	BB	IBB	SO	SB	CS	GDP	SLG	OBP	E
2016	—Angels (AZL)	.265	33	113	13	30	1	0	0	14	2	1	1	10	0	18	14	5	2	.274	.328	3
2017	—Burlington	.288	52	184	15	53	3	1	0	11	4	0	3	17	0	43	13	4	2	.315	.358	1
	Inland Empire	.200	18	65	4	13	2	0	0	3	0	0	0	2	0	15	4	0	2	.231	.221	1
	Mobile	.182	3	11	1	2	0	0	0	0	0	0	0	1	0	6	1	1	0	.182	.250	0
2018	—Inland Empire	.219	77	260	33	57	6	2	1	21	1	1	2	22	0	63	7	5	1	.269	.284	4
<b>MINOR TOTALS</b>		<b>.245</b>	<b>183</b>	<b>633</b>	<b>66</b>	<b>155</b>	<b>12</b>	<b>3</b>	<b>1</b>	<b>49</b>	<b>7</b>	<b>3</b>	<b>6</b>	<b>52</b>	<b>0</b>	<b>145</b>	<b>39</b>	<b>15</b>	<b>7</b>	<b>.278</b>	<b>.307</b>	<b>9</b>

## DAN JENNINGS

**LHP**

For information, see 2019 Angels Players Section.

## JORGE JIMENEZ

**INF****AGE:** 16 **BORN:** June 9, 2002 in Tinaco, VZ**RESIDES:** Tinaco, VZ**HT.:** 5-9 **WT.:** 150**BATS & THROWS:** Right**ACQUIRED:** Signed as international free agent, Sept. 1, 2018**HIGH SCHOOL:** —**COLLEGE:** —**FULL NAME:** Jorge Jimenez**SIGNED BY:** Andres Garcia and Marlon Urdaneta (Angels)

Year	Club	AVG	G	AB	R	H	2B	3B	HR	RBI	SH	SF	HBP	BB	IBB	SO	SB	CS	GDP	SLG	OBP	E
Will make professional debut in 2019																						

## JAHMAI JONES

**OF**

For information, see 2019 Angels Players Section.

MINOR LEAGUE



# ORGANIZATIONAL PLAYERS



## JUSTIN JONES

INF

**AGE:** 22 **BORN:** May 20, 1996 in Warner Robins, GA  
**BATS & THROWS:** Right  
**HIGH SCHOOL:** Houston County HS (GA)  
**FULL NAME:** Justin Alan Jones

**RESIDES:** Kathleen, GA **HT:** 5-11 **WT:** 185  
**ACQUIRED:** Signed as non-drafted free agent, June 15, 2018  
**COLLEGE:** Georgia State University  
**SIGNED BY:** Todd Hogan (Angels)

Year	Club	AVG	G	AB	R	H	2B	3B	HR	RBI	SH	SF	HBP	BB	IBB	SO	SB	CS	GDP	SLG	OBP	E
2018—Angels (AZL)		.246	24	69	13	17	2	0	0	9	0	0	4	11	0	11	5	1	4	.275	.381	4
	Orem	.211	24	71	10	15	5	0	2	5	0	0	0	11	0	12	2	1	5	.366	.317	6
<b>MINOR TOTALS</b>		<b>.229</b>	<b>48</b>	<b>140</b>	<b>23</b>	<b>32</b>	<b>7</b>	<b>0</b>	<b>2</b>	<b>14</b>	<b>0</b>	<b>0</b>	<b>4</b>	<b>22</b>	<b>0</b>	<b>23</b>	<b>7</b>	<b>2</b>	<b>9</b>	<b>.321</b>	<b>.349</b>	<b>10</b>

## CONNOR JUSTUS

INF

**AGE:** 24 **BORN:** Nov. 2, 1994 in Cartersville, GA  
**BATS & THROWS:** Right  
**HIGH SCHOOL:** Cartersville HS (GA)  
**FULL NAME:** Connor David Justus

**RESIDES:** Cartersville, GA **HT:** 6-0 **WT:** 190  
**ACQUIRED:** Fifth round of 2016 First-Year Player Draft  
**COLLEGE:** Georgia Institute of Technology  
**SIGNED BY:** Todd Hogan (Angels)

Year	Club	AVG	G	AB	R	H	2B	3B	HR	RBI	SH	SF	HBP	BB	IBB	SO	SB	CS	GDP	SLG	OBP	E
2016—Orem		.344	26	93	19	32	6	1	0	23	0	0	3	18	1	19	0	2	1	.430	.465	4
	Burlington	.230	42	139	19	32	3	1	2	9	2	1	11	14	0	34	1	2	1	.309	.345	9
2017—Inland Empire		.202	116	411	52	83	19	3	5	34	5	3	11	61	0	110	15	6	9	.299	.319	20
2018—Mobile		.170	77	247	30	42	9	1	0	18	2	1	7	40	0	82	1	4	3	.215	.302	15
	Inland Empire	.290	47	176	30	51	8	1	6	29	0	3	7	24	0	37	6	5	4	.449	.390	7
<b>MINOR TOTALS</b>		<b>.225</b>	<b>308</b>	<b>1066</b>	<b>150</b>	<b>240</b>	<b>45</b>	<b>7</b>	<b>13</b>	<b>113</b>	<b>9</b>	<b>8</b>	<b>39</b>	<b>157</b>	<b>1</b>	<b>282</b>	<b>23</b>	<b>19</b>	<b>18</b>	<b>.317</b>	<b>.343</b>	<b>55</b>

## MIKE KAELIN

RHP

**AGE:** 24 **BORN:** Mar. 30, 1994 in Amherst, NY  
**BATS & THROWS:** Right  
**HIGH SCHOOL:** Maryvale HS (NY)  
**FULL NAME:** Michael Anthony Kaelin

**RESIDES:** Cheekpowa, NY **HT:** 5-9 **WT:** 185  
**ACQUIRED:** 15th round of 2016 First-Year Player Draft  
**COLLEGE:** SUNY Buffalo (NY)  
**SIGNED BY:** Ryan Leahy (Angels)

Year	Club	W-L	ERA	G	GS	CG	GF	SHO	SV	IP	H	R	ER	HR	HB	BB	IBB	SO	WP	BK	BAA
2016—Orem		0-0	4.50	3	0	0	0	0	0	4	4	2	2	0	0	0	0	3	0	0	.235
	Burlington	1-1	2.16	18	0	0	4	0	0	33.1	39	11	8	1	0	8	1	25	0	0	.291
2017—Burlington		3-1	4.33	19	1	0	6	0	2	35.1	30	19	17	2	2	12	0	37	0	0	.234
	Inland Empire	1-1	4.76	20	0	0	6	0	2	34	36	19	18	3	0	15	0	36	7	1	.277
2018—Inland Empire		1-3	5.94	20	0	0	10	0	2	36.1	41	26	24	4	2	16	0	36	4	0	.275
<b>MINOR TOTALS</b>		<b>6-6</b>	<b>4.34</b>	<b>80</b>	<b>1</b>	<b>0</b>	<b>26</b>	<b>0</b>	<b>6</b>	<b>143</b>	<b>150</b>	<b>77</b>	<b>69</b>	<b>10</b>	<b>4</b>	<b>51</b>	<b>1</b>	<b>137</b>	<b>11</b>	<b>1</b>	<b>.269</b>

## KEVIN KELLEHER

RHP

**AGE:** 26 **BORN:** Jan. 24, 1993 in Nyack, NY  
**BATS & THROWS:** Right  
**HIGH SCHOOL:** Niceville HS (FL)  
**FULL NAME:** Kevin Michael Kelleher

**RESIDES:** Miramar Beach, Fla. **HT:** 6-3 **WT:** 245  
**ACQUIRED:** Signed as minor league free agent, Jan. 15, 2019  
**COLLEGE:** University of New Orleans (LA)  
**SIGNED BY:** Jon Adkins (Red Sox)

Year	Club	W-L	ERA	G	GS	CG	GF	SHO	SV	IP	H	R	ER	HR	HB	BB	IBB	SO	WP	BK	BAA
2015—Red Sox (GCL)		0-1	108.00	2	1	0	0	0	0	0.1	0	4	4	0	0	7	0	0	0	0	.000
2016—		DID NOT PLAY																			
2017—Calif. City (Ind.)		0-1	5.40	9	0	0	9	0	2	10	8	7	6	2	0	5	0	20	2	0	—
	Sussex County (Ind.)	0-0	6.75	2	0	0	0	0	0	2.2	1	2	2	1	0	3	0	0	0	1	—
2018—High Desert (Ind.)		1-0	4.50	6	0	0	4	0	1	6	3	3	3	0	0	6	0	7	0	0	—
	Salina (Ind.)	0-0	36.00	2	0	0	0	0	0	1	0	4	4	0	1	5	0	2	2	0	—
<b>MINOR TOTALS</b>		<b>0-1</b>	<b>108.00</b>	<b>2</b>	<b>1</b>	<b>0</b>	<b>0</b>	<b>0</b>	<b>0</b>	<b>0.1</b>	<b>0</b>	<b>4</b>	<b>4</b>	<b>0</b>	<b>0</b>	<b>7</b>	<b>0</b>	<b>0</b>	<b>0</b>	<b>0</b>	<b>.000</b>
<b>IND. TOTALS</b>		<b>1-1</b>	<b>6.86</b>	<b>19</b>	<b>0</b>	<b>0</b>	<b>13</b>	<b>0</b>	<b>3</b>	<b>19.2</b>	<b>12</b>	<b>16</b>	<b>15</b>	<b>3</b>	<b>1</b>	<b>19</b>	<b>0</b>	<b>29</b>	<b>4</b>	<b>1</b>	<b>—</b>

## ZACK KELLY

RHP

**AGE:** 24 **BORN:** Mar. 3, 1995 in Roanoke, VA  
**BATS & THROWS:** Right  
**HIGH SCHOOL:** Lord Botetourt HS (VA)  
**FULL NAME:** Zachery Reed Kelly

**RESIDES:** Daleville, VA **HT:** 6-3 **WT:** 205  
**ACQUIRED:** Signed as minor league free agent, Apr. 27, 2018  
**COLLEGE:** Newberry College (SC)  
**SIGNED BY:** Neil Avent (Athletics)

Year	Club	W-L	ERA	G	GS	CG	GF	SHO	SV	IP	H	R	ER	HR	HB	BB	IBB	SO	WP	BK	BAA
2017—Athletics (AZL)		1-0	3.77	13	0	0	1	0	1	28.2	28	16	12	1	1	6	0	23	2	1	.252
2018—Burlington		3-3	2.86	12	0	0	4	0	0	28.1	26	10	9	3	3	12	0	25	5	0	.260
	Orem	1-0	1.13	2	0	0	1	0	0	8	5	2	1	0	0	2	0	9	1	0	.192
	Inland Empire	1-0	5.40	4	0	0	2	0	1	6.2	9	4	4	0	0	2	0	7	1	0	.310
<b>MINOR TOTALS</b>		<b>6-3</b>	<b>3.27</b>	<b>31</b>	<b>0</b>	<b>0</b>	<b>8</b>	<b>0</b>	<b>2</b>	<b>71.2</b>	<b>68</b>	<b>32</b>	<b>26</b>	<b>4</b>	<b>4</b>	<b>22</b>	<b>0</b>	<b>64</b>	<b>9</b>	<b>1</b>	<b>.256</b>

MINOR LEAGUE





# ORGANIZATIONAL PLAYERS

## TY KELLY

**INF****AGE:** 30 **BORN:** July 20, 1988 in Dallas, TX**RESIDES:** San Diego, CA**HT.:** 6-0 **WT.:** 185**BATS & THROWS:** Right**ACQUIRED:** Signed as minor league free agent, Feb. 4, 2019**HIGH SCHOOL:** St. Mary's HS (CA)**COLLEGE:** University of California-Davis**FULL NAME:** Ty Patrick Kelly**SIGNED BY:** James Keller (Orioles)

Year	Club	AVG	G	AB	R	H	2B	3B	HR	RBI	SH	SF	HBP	BB	IBB	SO	SB	CS	GDP	SLG	OBP	E	
2009	Aberdeen	.265	61	226	31	60	5	1	1	18	5	5	2	33	2	29	3	3	9	.310	.357	11	
2010	Delmarva	.259	129	487	68	126	30	6	4	58	11	2	3	68	0	81	5	4	11	.370	.352	16	
2011	Delmarva	.274	120	457	63	125	13	0	4	46	3	3	4	67	1	63	11	4	14	.328	.369	10	
2012	Frederick	.346	76	263	47	91	17	0	9	41	2	2	2	3	54	0	41	2	3	12	.513	.460	7
	Norfolk	.278	11	36	3	10	1	0	1	2	0	0	0	4	0	3	1	0	0	.389	.350	1	
	Bowie	.308	46	172	24	53	11	2	1	27	1	3	2	21	0	28	1	0	8	.413	.384	4	
2013	Bowie	.283	72	283	51	80	21	2	1	47	1	6	2	51	0	49	4	2	5	.382	.389	13	
	Tacoma	.320	54	197	34	63	6	1	3	17	2	2	0	51	2	41	3	7	4	.406	.456	6	
2014	Tacoma	.263	134	456	81	120	19	2	15	80	3	2	3	85	0	96	11	3	7	.412	.381	13	
2015	Memphis	.203	79	227	23	46	5	4	2	21	1	2	1	38	0	43	3	3	4	.286	.317	4	
	Buffalo	.264	38	144	16	38	4	0	1	12	0	1	1	14	1	10	0	2	2	.313	.331	3	
2016	Las Vegas	.328	81	271	45	89	21	1	2	35	3	3	1	38	0	42	5	6	3	.435	.409	0	
	NY METS	.241	39	58	9	14	1	1	1	7	0	2	0	11	0	9	0	0	2	.345	.352	0	
2017	NY METS	.000	1	1	0	0	0	0	0	0	0	0	0	0	0	1	0	0	0	.000	.000	0	
	Buffalo	.250	2	8	0	2	1	0	0	1	0	0	1	0	0	2	0	0	0	.375	.333	0	
	PHILADELPHIA	.193	69	88	11	17	7	0	2	14	4	3	1	8	0	24	0	0	0	.341	.260	0	
	Lehigh Valley	.286	4	14	4	4	1	0	1	3	0	0	0	3	0	0	0	0	1	.571	.412	0	
2018	Las Vegas	.259	108	370	60	96	24	5	8	52	4	0	2	48	0	92	2	1	6	.416	.348	7	
	NY METS	.091	9	11	1	1	0	0	0	0	0	0	1	0	2	0	0	1	.091	.167	0		
<b>MAJOR TOTALS</b>		<b>.203</b>	<b>118</b>	<b>158</b>	<b>21</b>	<b>32</b>	<b>8</b>	<b>1</b>	<b>3</b>	<b>21</b>	<b>4</b>	<b>5</b>	<b>1</b>	<b>20</b>	<b>0</b>	<b>36</b>	<b>0</b>	<b>0</b>	<b>3</b>	<b>.323</b>	<b>.288</b>	<b>0</b>	
<b>MINOR TOTALS</b>		<b>.278</b>	<b>1015</b>	<b>3611</b>	<b>550</b>	<b>1003</b>	<b>179</b>	<b>24</b>	<b>53</b>	<b>460</b>	<b>36</b>	<b>31</b>	<b>25</b>	<b>575</b>	<b>6</b>	<b>620</b>	<b>51</b>	<b>38</b>	<b>86</b>	<b>.385</b>	<b>.378</b>	<b>102</b>	

## DYLAN KING

**RHP****AGE:** 22 **BORN:** Dec. 5, 1996 in Murfreesboro, TN**RESIDES:** Murfreesboro, TN**HT.:** 6-3 **WT.:** 190**BATS & THROWS:** Right**ACQUIRED:** 18th round of 2018 First-Year Player Draft**HIGH SCHOOL:** Riverdale HS (TN)**COLLEGE:** Belmont University (TN)**FULL NAME:** Dylan Tyler King**SIGNED BY:** Joel Murrice (Angels)

Year	Club	W-L	ERA	G	GS	CG	GF	SHO	SV	IP	H	R	ER	HR	HB	BB	IBB	SO	WP	BK	BAA	
2018																						

*DID NOT PLAY*

## ALEX KLONOWSKI

**RHP****AGE:** 26 **BORN:** Apr. 1, 1992 in Kansas City, MO**RESIDES:** Kearney, MO**HT.:** 6-4 **WT.:** 195**BATS & THROWS:** Right**ACQUIRED:** 29th round of 2014 First-Year Player Draft**HIGH SCHOOL:** Kearney HS (MO)**COLLEGE:** Northern Illinois University**FULL NAME:** Alex Michael Klonowski**SIGNED BY:** Jared Barnes (Angels)

Year	Club	W-L	ERA	G	GS	CG	GF	SHO	SV	IP	H	R	ER	HR	HB	BB	IBB	SO	WP	BK	BAA
2014	Orem	1-2	6.00	14	2	0	4	0	1	27	31	19	18	0	4	11	0	26	1	0	.290
2015	Burlington	2-5	3.98	31	1	0	10	0	0	63.1	59	36	28	6	0	23	2	78	10	0	.251
2016	Inland Empire	8-11	5.57	23	22	0	1	0	0	127.2	127	82	79	15	14	38	0	106	6	0	.259
	Arkansas	1-3	5.31	5	5	0	0	0	0	20.1	26	12	12	0	2	8	0	14	0	0	.321
2017	Mobile	5-8	4.17	20	17	0	2	0	2	103.2	102	52	48	15	6	25	1	73	4	0	.255
	Salt Lake	1-1	5.26	5	4	0	0	0	0	25.2	31	15	15	3	0	5	0	17	2	1	.301
2018	Salt Lake	1-2	11.25	3	2	0	0	0	0	12	24	16	15	3	3	6	0	8	1	0	.429
	Inland Empire	1-1	5.34	5	4	0	0	0	0	28.2	35	17	17	3	2	8	0	17	1	0	.307
	Mobile	10-3	3.97	18	13	0	2	0	0	95.1	96	43	42	7	3	26	0	83	6	0	.258
<b>MINOR TOTALS</b>		<b>30-36</b>	<b>4.90</b>	<b>124</b>	<b>70</b>	<b>0</b>	<b>19</b>	<b>0</b>	<b>3</b>	<b>503.2</b>	<b>531</b>	<b>292</b>	<b>274</b>	<b>52</b>	<b>34</b>	<b>150</b>	<b>3</b>	<b>422</b>	<b>31</b>	<b>1</b>	<b>.271</b>

## D'SHAWN KNOWLES

**OF****AGE:** 18 **BORN:** Jan. 16, 2001 in New Providence, Bahamas**RESIDES:** New Providence, Bahamas**HT.:** 6-0 **WT.:** 165**BATS & THROWS:** Right**ACQUIRED:** Signed as international free agent, July 2, 2017**HIGH SCHOOL:** —**COLLEGE:** —**FULL NAME:** D'Shawn Bertram Knowles**SIGNED BY:** Frankie Thon Jr., Ralph Reyes and Rick Wilson (Angels)

Year	Club	AVG	G	AB	R	H	2B	3B	HR	RBI	SH	SF	HBP	BB	IBB	SO	SB	CS	GDP	SLG	OBP	E
2018	Angels (AZL)	.301	30	113	19	34	4	1	1	14	0	1	1	15	1	27	7	4	0	.381	.385	1
	Orem	.321	28	109	27	35	9	2	4	15	0	0	1	13	0	38	2	3	2	.550	.398	3
<b>MINOR TOTALS</b>		<b>.311</b>	<b>58</b>	<b>222</b>	<b>46</b>	<b>69</b>	<b>13</b>	<b>3</b>	<b>5</b>	<b>29</b>	<b>0</b>	<b>1</b>	<b>2</b>	<b>28</b>	<b>1</b>	<b>65</b>	<b>9</b>	<b>7</b>	<b>2</b>	<b>.464</b>	<b>.391</b>	<b>4</b>

## JACK KRUGER

**C**

For information, see 2019 Angels Players Section.

MINOR LEAGUE

# ORGANIZATIONAL PLAYERS



## AUSTIN KRZEMINSKI

RHP

AGE: 22 BORN: Sept. 30, 1996 in Atlanta, GA

RESIDES: Roswell, GA HT: 6-2 WT: 210

BATS & THROWS: Right

ACQUIRED: Signed as non-drafted free agent, June 21, 2017

HIGH SCHOOL: Roswell HS (GA)

COLLEGE: Gulf Coast JC (FL), Belmont University (TN)

FULL NAME: Austin Michael Krzeminski

SIGNED BY: Brandon McArthur (Angels)

Year	Club	W-L	ERA	G	GS	CG	GF	SHO	SV	IP	H	R	ER	HR	HB	BB	IBB	SO	WP	BK	BAA
2017—Angels (AZL)		1-2	1.78	16	0	0	10	0	3	30.1	28	10	6	0	3	3	1	26	3	0	.250
2018—Burlington		5-6	2.23	39	5	0	19	0	4	92.2	91	31	23	5	0	34	0	72	2	0	.267
<b>MINOR TOTALS</b>		<b>6-8</b>	<b>2.12</b>	<b>55</b>	<b>5</b>	<b>0</b>	<b>29</b>	<b>0</b>	<b>7</b>	<b>123</b>	<b>119</b>	<b>41</b>	<b>29</b>	<b>5</b>	<b>3</b>	<b>37</b>	<b>1</b>	<b>98</b>	<b>5</b>	<b>0</b>	<b>.263</b>

## JAKE LEE

RHP

AGE: 23 BORN: June 30, 1995 in Highland, MI

RESIDES: Rochester, MI HT: 6-4 WT: 215

BATS & THROWS: Right

ACQUIRED: Ninth round of 2018 First-Year Player Draft

HIGH SCHOOL: Milford HS (MI)

COLLEGE: Oakland University (MI)

FULL NAME: Jacob Michael Lee

SIGNED BY: Drew Dominguez (Angels)

Year	Club	W-L	ERA	G	GS	CG	GF	SHO	SV	IP	H	R	ER	HR	HB	BB	IBB	SO	WP	BK	BAA
2018—Orem		0-1	2.66	17	0	0	12	0	5	23.2	21	12	7	1	0	4	0	30	0	0	.223

## JESUS LEON

LHP

AGE: 18 BORN: Feb. 6, 2001 in Barinas, VZ

RESIDES: Barinas, VZ HT: 5-10 WT: 160

BATS & THROWS: Left

ACQUIRED: Signed as international free agent, July 6, 2017

HIGH SCHOOL: —

COLLEGE: —

FULL NAME: Jesus Alberto Leon

SIGNED BY: Andres Garcia and Marlon Urdaneta (Angels)

Year	Club	W-L	ERA	G	GS	CG	GF	SHO	SV	IP	H	R	ER	HR	HB	BB	IBB	SO	WP	BK	BAA
2018—Angels (DSL)		1-5	5.18	21	1	0	4	0	0	33.0	28	31	19	1	3	38	0	33	6	1	.230

## JULIAN LEON

C

For information, see 2019 Angels Players Section.

## MATT LEON

RHP

AGE: 23 BORN: Sept. 25, 1995 in Bethlehem, PA

RESIDES: Bethlehem, PA HT: 5-11 WT: 185

BATS & THROWS: Right

ACQUIRED: Signed as non-drafted free agent, June 15, 2018

HIGH SCHOOL: Liberty HS (PA)

COLLEGE: Seton Hall University (NJ)

FULL NAME: Matthew Charles Leon

SIGNED BY: Ryan Leahy (Angels)

Year	Club	W-L	ERA	G	GS	CG	GF	SHO	SV	IP	H	R	ER	HR	HB	BB	IBB	SO	WP	BK	BAA
2018—Angels (AZL)		0-0	0.00	3	0	0	1	0	0	5.2	3	0	0	0	0	1	0	10	0	0	.150
	Orem	2-5	6.20	13	8	0	2	0	0	45.0	56	34	31	4	1	15	0	34	3	1	.298
<b>MINOR TOTALS</b>		<b>2-5</b>	<b>5.51</b>	<b>16</b>	<b>8</b>	<b>0</b>	<b>3</b>	<b>0</b>	<b>0</b>	<b>50.2</b>	<b>59</b>	<b>34</b>	<b>31</b>	<b>4</b>	<b>1</b>	<b>16</b>	<b>0</b>	<b>44</b>	<b>3</b>	<b>1</b>	<b>.284</b>

## LUKE LIND

RHP

AGE: 24 BORN: Jan. 26, 1995 in Eden Prairie, MN

RESIDES: Eden Prairie, MN HT: 6-6 WT: 225

BATS & THROWS: Right

ACQUIRED: Signed as non-drafted free agent, June 21, 2017

HIGH SCHOOL: Eden Prairie HS (MN)

COLLEGE: North Dakota State University

FULL NAME: Luke Allan Lind

SIGNED BY: Drew Dominguez (Angels)

Year	Club	W-L	ERA	G	GS	CG	GF	SHO	SV	IP	H	R	ER	HR	HB	BB	IBB	SO	WP	BK	BAA
2017—Angels (AZL)		0-2	1.98	9	0	0	5	0	1	13.2	11	4	3	1	0	0	0	23	0	0	.224
	Orem	1-0	8.88	9	0	0	1	0	0	24.1	30	24	24	6	2	15	0	39	0	0	.297
2018										INJURED — DID NOT PLAY											
<b>MINOR TOTALS</b>		<b>1-2</b>	<b>6.39</b>	<b>18</b>	<b>0</b>	<b>0</b>	<b>6</b>	<b>0</b>	<b>1</b>	<b>38</b>	<b>41</b>	<b>28</b>	<b>27</b>	<b>7</b>	<b>2</b>	<b>15</b>	<b>0</b>	<b>62</b>	<b>0</b>	<b>0</b>	<b>.273</b>

## NEHEMIAS LOPEZ

RHP

AGE: 18 BORN: May 9, 2000 in Santiago, DR

RESIDES: Santiago, DR HT: 5-10 WT: 152

BATS & THROWS: Right

ACQUIRED: Signed as international free agent, Feb. 26, 2018

HIGH SCHOOL: —

COLLEGE: —

FULL NAME: Nehemias Jose Lopez

SIGNED BY: Jochy Cabrera and Lianmy Galan (Angels)

Year	Club	W-L	ERA	G	GS	CG	GF	SHO	SV	IP	H	R	ER	HR	HB	BB	IBB	SO	WP	BK	BAA
2018—Angels (DSL)		2-1	5.85	13	3	0	3	0	0	32.1	31	25	21	2	5	21	0	25	9	0	.256

## JEAN CARLOS LUCAS

RHP

AGE: 18 BORN: Dec. 2, 2000 in San Cristobal, DR

RESIDES: San Cristobal, DR HT: 6-3 WT: 175

BATS & THROWS: Right

ACQUIRED: Signed as international free agent, July 2, 2017

HIGH SCHOOL: —

COLLEGE: —

FULL NAME: Jean Carlos Lucas

SIGNED BY: Francisco Tejada (Angels)

Year	Club	W-L	ERA	G	GS	CG	GF	SHO	SV	IP	H	R	ER	HR	HB	BB	IBB	SO	WP	BK	BAA
2018—Angels (DSL)		2-3	2.98	15	12	0	1	0	0	51.1	52	20	17	3	6	15	0	39	14	0	.267





# ORGANIZATIONAL PLAYERS

## BRENNON LUND

**OF**

For information, see 2019 Angels Players Section.

## DAVID MACKINNON

**INF****AGE:** 24 **BORN:** Dec. 15, 1994 in Easton, MA**RESIDES:** Easton, MA**HT.:** 6-2 **WT.:** 200**BATS & THROWS:** Right**ACQUIRED:** 32nd round of 2017 First-Year Player Draft**HIGH SCHOOL:** Oliver Ames HS (MA)**COLLEGE:** University of Hartford**FULL NAME:** David Christopher MacKinnon**SIGNED BY:** Ryan Leahy (Angels)

Year	Club	AVG	G	AB	R	H	2B	3B	HR	RBI	SH	SF	HBP	BB	IBB	SO	SB	CS	GDP	SLG	OBP	E
2017	Orem	.398	33	113	29	45	7	2	2	27	0	4	6	25	0	11	1	0	2	.549	.514	3
	Angels (AZL)	.286	2	7	0	2	0	0	0	0	0	0	0	0	0	2	0	0	0	.286	.286	0
2018	Burlington	.261	35	111	21	29	7	0	1	13	0	0	35	0	30	0	0	1	.351	.438	3	
	Inland Empire	.285	90	305	51	87	22	0	5	47	0	5	7	60	0	73	0	0	12	.407	.408	4
<b>MINOR TOTALS</b>		<b>.304</b>	<b>160</b>	<b>536</b>	<b>101</b>	<b>163</b>	<b>36</b>	<b>2</b>	<b>8</b>	<b>87</b>	<b>0</b>	<b>9</b>	<b>13</b>	<b>120</b>	<b>0</b>	<b>116</b>	<b>1</b>	<b>0</b>	<b>15</b>	<b>.424</b>	<b>.437</b>	<b>10</b>

## GREG MAHLE

**LHP****AGE:** 25 **BORN:** Apr. 17, 1993 in Los Alamitos, CA**RESIDES:** Westminster, CA**HT.:** 6-2 **WT.:** 230**BATS & THROWS:** Left**ACQUIRED:** 15th round of 2014 First-Year Player Draft**HIGH SCHOOL:** Westminster HS (CA)**COLLEGE:** University of California, Santa Barbara**FULL NAME:** Gregory Norman Mahle**SIGNED BY:** Dan Cox (Angels)

Year	Club	W-L	ERA	G	GS	CG	GF	SHO	SV	IP	H	R	ER	HR	HB	BB	IBB	SO	WP	BK	BAA
2014	Orem	1-1	0.00	5	0	0	5	0	1	8.0	5	5	0	0	1	3	0	11	2	0	.172
	Burlington	0-1	3.38	18	0	0	5	0	1	29.1	20	12	11	1	2	12	0	38	6	0	.190
2015	Inland Empire	0-1	3.57	21	0	0	18	0	9	22.2	26	10	9	1	2	3	0	31	2	2	.299
	Arkansas	3-3	3.06	31	0	0	26	0	16	35.1	34	16	12	1	0	11	0	36	3	0	.258
2016	Salt Lake	1-1	7.71	30	0	0	11	0	2	32.2	48	29	28	7	2	12	0	24	1	1	.353
	LAA	1-0	5.40	24	0	0	1	0	0	18.1	23	13	11	4	2	10	2	14	1	0	.315
2017	Mobile	6-0	2.66	30	0	0	13	0	4	44	31	14	13	2	2	10	1	39	2	0	.203
	Salt Lake	4-4	8.13	20	1	0	3	0	0	27.2	40	26	25	4	1	15	2	13	4	1	.354
2018	Mobile	3-1	1.73	26	1	0	16	0	3	36.1	22	10	7	2	3	11	3	36	1	0	.180
	Salt Lake	3-3	8.88	17	0	0	3	0	0	25.1	33	25	25	4	3	13	0	21	0	0	.314
<b>MAJOR TOTALS</b>		<b>1-0</b>	<b>5.40</b>	<b>24</b>	<b>0</b>	<b>0</b>	<b>1</b>	<b>0</b>	<b>0</b>	<b>18.1</b>	<b>23</b>	<b>13</b>	<b>11</b>	<b>4</b>	<b>2</b>	<b>10</b>	<b>2</b>	<b>14</b>	<b>1</b>	<b>0</b>	<b>.315</b>
<b>MINOR TOTALS</b>		<b>21-15</b>	<b>4.48</b>	<b>198</b>	<b>2</b>	<b>0</b>	<b>100</b>	<b>0</b>	<b>36</b>	<b>261.1</b>	<b>259</b>	<b>147</b>	<b>130</b>	<b>22</b>	<b>16</b>	<b>90</b>	<b>6</b>	<b>249</b>	<b>21</b>	<b>2</b>	<b>.264</b>

## KEVIN MAITAN

**INF****AGE:** 19 **BORN:** Feb. 12, 2000 in Puerto Cabello, VZ**RESIDES:** Puerto Cabello, VZ**HT.:** 6-2 **WT.:** 190**BATS:** Switch **THROWS:** Right**ACQUIRED:** Signed as minor league free agent, Dec. 15, 2017**HIGH SCHOOL:** —**COLLEGE:** —**FULL NAME:** Kevin Francisco (Hernandez) Maitan**SIGNED BY:** Rolando Petit (Braves)

Year	Club	AVG	G	AB	R	H	2B	3B	HR	RBI	SH	SF	HBP	BB	IBB	SO	SB	CS	GDP	SLG	OBP	E
2017	Braves (GCL)	.314	9	35	5	11	3	0	0	3	0	0	0	2	0	10	1	0	1	.400	.351	2
	Danville	.220	33	127	10	28	5	1	2	15	0	2	1	9	1	39	1	0	2	.323	.273	10
2018	Orem	.248	63	262	42	65	13	1	8	26	0	0	3	19	0	66	1	2	7	.397	.306	32
<b>MINOR TOTALS</b>		<b>.245</b>	<b>105</b>	<b>424</b>	<b>57</b>	<b>104</b>	<b>21</b>	<b>2</b>	<b>10</b>	<b>44</b>	<b>0</b>	<b>2</b>	<b>4</b>	<b>30</b>	<b>1</b>	<b>115</b>	<b>3</b>	<b>2</b>	<b>10</b>	<b>.375</b>	<b>.300</b>	<b>44</b>

## ERIK MANOAH JR.

**RHP****AGE:** 23 **BORN:** Dec. 22, 1995 in Miami, FL**RESIDES:** Homestead, FL**HT.:** 6-2 **WT.:** 190**BATS & THROWS:** Right**ACQUIRED:** From New York Mets in exchange for RHP Fernando Salas, Aug. 31, 2016**HIGH SCHOOL:** South Dade HS (FL)**COLLEGE:** —**FULL NAME:** Erik Isaac Manoah Jr.**SIGNED BY:** Cesar Aranguren (Mets)

Year	Club	W-L	ERA	G	GS	CG	GF	SHO	SV	IP	H	R	ER	HR	HB	BB	IBB	SO	WP	BK	BAA
2014	Mets (GCL)	3-0	2.62	8	3	0	1	0	0	24.0	20	8	7	0	4	10	0	18	0	1	.238
2015	Kingsport	1-4	5.34	13	9	0	3	0	3	59.0	56	43	35	7	9	28	0	51	1	3	.255
	Brooklyn	0-1	10.50	1	1	0	0	0	0	6.0	8	7	7	0	1	3	0	7	0	0	.308
2016	Brooklyn	5-5	5.37	13	12	0	0	0	0	62.0	71	40	37	4	4	27	0	63	7	1	.291
	Burlington	0-1	6.00	1	1	0	0	0	0	3.0	5	2	2	0	1	2	0	3	0	0	.385
2017	Burlington	5-8	3.81	23	20	0	2	0	0	104.0	88	53	44	8	7	56	0	84	11	8	.231
	Inland Empire	1-2	9.75	3	3	0	0	0	0	12.0	17	13	13	1	3	7	0	9	2	1	.347
2018	Inland Empire	2-12	7.29	25	25	0	0	0	0	103.2	119	87	84	19	13	64	0	99	9	0	.292
<b>MINOR TOTALS</b>		<b>17-33</b>	<b>5.52</b>	<b>87</b>	<b>74</b>	<b>0</b>	<b>6</b>	<b>0</b>	<b>3</b>	<b>373.2</b>	<b>384</b>	<b>253</b>	<b>229</b>	<b>39</b>	<b>42</b>	<b>197</b>	<b>0</b>	<b>334</b>	<b>30</b>	<b>14</b>	<b>.269</b>

MINOR LEAGUE





# ORGANIZATIONAL PLAYERS



## MARLON MARCANO

C

AGE: 19 BORN: Sept. 14, 1999 in Zulia, VZ

RESIDES: Zulia, VZ

HT.: 5-11 WT.: 211

BATS & THROWS: Right

ACQUIRED: Signed as international free agent, Mar. 17, 2017

HIGH SCHOOL: —

COLLEGE: —

FULL NAME: Marlon Jose (Contreras) Marciano

SIGNED BY: Domingo Garcia and Marlon Urdaneta (Angels)

Year	Club	AVG	G	AB	R	H	2B	3B	HR	RBI	SH	SF	HBP	BB	IBB	SO	SB	CS	GDP	SLG	OBP	E
2017—Angels (DSL)		.174	31	86	5	15	2	0	0	7	1	1	0	11	1	22	2	3	1	.198	.265	7
2018—Angels (DSL)		.265	27	68	10	18	3	0	1	11	0	1	4	11	0	11	0	1	1	.353	.393	5
	Angels (AZL)	.250	7	24	1	6	0	0	0	2	0	1	0	0	6	0	0	0	.250	.240	0	
<b>MINOR TOTALS</b>		<b>.219</b>	<b>65</b>	<b>178</b>	<b>16</b>	<b>39</b>	<b>5</b>	<b>0</b>	<b>1</b>	<b>20</b>	<b>1</b>	<b>3</b>	<b>4</b>	<b>22</b>	<b>1</b>	<b>39</b>	<b>2</b>	<b>4</b>	<b>2</b>	<b>.264</b>	<b>.314</b>	<b>12</b>

## BRANDON MARSH

OF

For information, see 2019 Angels Players Section.

## ORLANDO MARTINEZ

OF

AGE: 21 BORN: Feb. 17, 1998 in La Habana, Cuba

RESIDES: New Providence, Bahamas HT.: 6-0 WT.: 185

BATS & THROWS: Left

ACQUIRED: Signed as international free agent, Aug. 30, 2017

HIGH SCHOOL: —

COLLEGE: —

FULL NAME: Orlando Martinez

SIGNED BY: Frankie Thon Jr. (Angels)

Year	Club	AVG	G	AB	R	H	2B	3B	HR	RBI	SH	SF	HBP	BB	IBB	SO	SB	CS	GDP	SLG	OBP	E
2018—Orem		.375	12	48	11	18	5	0	2	10	0	1	0	4	0	9	3	2	0	.604	.415	1
	Burlington	.289	53	218	27	63	12	1	3	25	0	2	1	17	0	56	6	5	3	.394	.340	2
<b>MINOR TOTALS</b>		<b>.305</b>	<b>65</b>	<b>266</b>	<b>38</b>	<b>81</b>	<b>17</b>	<b>1</b>	<b>5</b>	<b>35</b>	<b>0</b>	<b>3</b>	<b>1</b>	<b>21</b>	<b>0</b>	<b>65</b>	<b>9</b>	<b>7</b>	<b>3</b>	<b>.432</b>	<b>.354</b>	<b>3</b>

## SIMON MATHEWS

RHP

AGE: 23 BORN: Sept. 24, 1995 in Hartford, CT

RESIDES: West Haven, CT HT.: 6-2 WT.: 180

BATS & THROWS: Right

ACQUIRED: Signed as non-drafted free agent, June 21, 2017

HIGH SCHOOL: Hopkins School (CT)

COLLEGE: Georgetown University

FULL NAME: Simon Ambrose Mathews

SIGNED BY: Jared Barnes (Angels)

Year	Club	W-L	ERA	G	GS	CG	GF	SHO	SV	IP	H	R	ER	HR	HB	BB	IBB	SO	WP	BK	BAA
2017—Angels (AZL)		3-0	0.64	6	0	0	2	0	0	14.0	7	2	1	0	0	3	0	18	1	0	.146
	Orem	3-1	3.97	10	6	0	1	0	0	34.0	40	16	15	4	2	9	0	34	0	0	.290
	Mobile	1-0	3.00	1	0	0	0	0	0	3.0	3	1	1	1	1	0	3	0	3	0	.250
2018—Burlington		0-2	4.22	10	8	0	0	0	0	42.2	44	23	20	4	2	10	0	46	2	0	.267
	Salt Lake	1-0	1.23	2	1	0	0	0	0	7.1	7	1	1	0	1	0	6	0	0	0	.259
	Inland Empire	4-7	5.14	16	13	0	3	0	1	68.1	75	53	39	7	3	31	0	64	3	0	.276
<b>MINOR TOTALS</b>		<b>12-10</b>	<b>4.09</b>	<b>45</b>	<b>28</b>	<b>0</b>	<b>6</b>	<b>0</b>	<b>1</b>	<b>169.1</b>	<b>176</b>	<b>96</b>	<b>77</b>	<b>16</b>	<b>8</b>	<b>59</b>	<b>0</b>	<b>171</b>	<b>6</b>	<b>0</b>	<b>.266</b>

## ISAAC MATTSON

RHP

AGE: 23 BORN: July 14, 1995 in Harbor Creek, PA

RESIDES: Erie, PA HT.: 6-3 WT.: 205

BATS & THROWS: Right

ACQUIRED: 19th round of 2017 First-Year Player Draft

HIGH SCHOOL: Harbor Creek Senior HS (PA)

COLLEGE: University of Pittsburgh

FULL NAME: Isaac Mattson

SIGNED BY: Jared Barnes (Angels)

Year	Club	W-L	ERA	G	GS	CG	GF	SHO	SV	IP	H	R	ER	HR	HB	BB	IBB	SO	WP	BK	BAA
2017—Orem		1-0	1.35	17	0	0	8	0	6	26.2	16	4	4	4	1	10	1	40	0	0	.174
	Angels (AZL)	0-0	1.93	3	0	0	2	0	1	4.2	3	1	1	0	0	1	0	7	2	0	.176
2018—Burlington		5-3	3.95	14	11	0	1	0	0	57.0	59	25	25	1	3	19	0	46	1	0	.272
	Inland Empire	2-1	3.62	11	0	0	7	0	2	37.1	30	17	15	2	2	12	0	39	1	0	.216
<b>MINOR TOTALS</b>		<b>8-4</b>	<b>3.22</b>	<b>45</b>	<b>11</b>	<b>0</b>	<b>18</b>	<b>0</b>	<b>9</b>	<b>125.2</b>	<b>108</b>	<b>47</b>	<b>45</b>	<b>7</b>	<b>6</b>	<b>42</b>	<b>1</b>	<b>132</b>	<b>4</b>	<b>0</b>	<b>.232</b>

## WILLIAN MENDOZA

C

AGE: 21 BORN: Dec. 1, 1997 in Valencia, VZ

RESIDES: Tocuyito, VZ

HT.: 5-11 WT.: 185

BATS & THROWS: Right

ACQUIRED: Signed as international free agent, Apr. 17, 2015

HIGH SCHOOL: —

COLLEGE: —

FULL NAME: Willian Gabriel (Castiollo) Mendoza

SIGNED BY: Carlos Ramirez and Marlon Urdaneta (Angels)

Year	Club	AVG	G	AB	R	H	2B	3B	HR	RBI	SH	SF	HBP	BB	IBB	SO	SB	CS	GDP	SLG	OBP	E
2015—Angels (DSL)		.231	18	39	3	9	1	0	0	2	0	0	4	5	0	12	1	2	2	.256	.375	1
2016—Angels (DSL)		.240	45	150	13	36	5	0	1	11	0	1	4	7	1	43	3	2	5	.293	.290	3
2017—Angels (DSL)		.206	37	107	10	22	2	0	1	11	1	1	2	8	1	25	2	5	4	.252	.271	4
2018—Angels (AZL)		.114	11	35	2	4	0	0	0	2	0	0	0	2	0	17	0	1	0	.114	.162	2
<b>MINOR TOTALS</b>		<b>.215</b>	<b>111</b>	<b>331</b>	<b>28</b>	<b>71</b>	<b>8</b>	<b>0</b>	<b>2</b>	<b>26</b>	<b>1</b>	<b>2</b>	<b>10</b>	<b>22</b>	<b>2</b>	<b>97</b>	<b>6</b>	<b>10</b>	<b>11</b>	<b>.257</b>	<b>.282</b>	<b>10</b>





# ORGANIZATIONAL PLAYERS

## KIKI MENENDEZ

OF

AGE: 24 BORN: Feb. 7, 1995 in Austin, TX

RESIDES: Austin, TX

HT.: 6-2 WT.: 205

BATS & THROWS: Right

ACQUIRED: Signed as non-drafted free agent, June 16, 2018

HIGH SCHOOL: Stony Point HS (TX)

COLLEGE: Texas Wesleyan University

FULL NAME: Harry Kiki Menendez

SIGNED BY: Billy Lipari (Angels)

Year	Club	AVG	G	AB	R	H	2B	3B	HR	RBI	SH	SF	HBP	BB	IBB	SO	SB	CS	GDP	SLG	OBP	E
2018	—Angels (AZL)	.176	6	17	3	3	1	0	1	1	0	0	0	2	0	3	0	0	1	.412	.263	0
	Orem	.293	24	92	19	27	7	0	7	21	0	0	1	11	0	17	0	1	4	.598	.375	5
	Burlington	.235	27	102	11	24	4	1	1	4	0	0	0	6	0	36	0	0	3	.324	.278	5
<b>MINOR TOTALS</b>		<b>.256</b>	<b>57</b>	<b>211</b>	<b>33</b>	<b>54</b>	<b>12</b>	<b>1</b>	<b>9</b>	<b>26</b>	<b>0</b>	<b>0</b>	<b>1</b>	<b>19</b>	<b>0</b>	<b>56</b>	<b>0</b>	<b>1</b>	<b>8</b>	<b>.450</b>	<b>.320</b>	<b>10</b>

## ALEX MEYER

RHP

For information, see 2019 Angels Players Section.

## TIM MILLARD

INF

AGE: 23 BORN: May 29, 1995 in Carrollton, TX

RESIDES: Flower Mound, TX

HT.: 6-0 WT.: 200

BATS & THROWS: Right

ACQUIRED: 35th round of 2018 First-Year Player Draft

HIGH SCHOOL: Flower Mound HS (TX)

COLLEGE: Dallas Baptist University

FULL NAME: Tim Millard

SIGNED BY: Rudy Vasquez (TX)

Year	Club	AVG	G	AB	R	H	2B	3B	HR	RBI	SH	SF	HBP	BB	IBB	SO	SB	CS	GDP	SLG	OBP	E
2018	—Orem	.299	41	154	30	46	10	0	7	29	0	1	3	21	0	27	1	2	1	.500	.391	8
	Burlington	.243	30	107	9	26	4	0	2	12	0	1	2	12	1	30	1	0	3	.336	.328	5
<b>MINOR TOTALS</b>		<b>.276</b>	<b>71</b>	<b>261</b>	<b>39</b>	<b>72</b>	<b>14</b>	<b>0</b>	<b>9</b>	<b>41</b>	<b>0</b>	<b>2</b>	<b>5</b>	<b>33</b>	<b>1</b>	<b>57</b>	<b>2</b>	<b>2</b>	<b>4</b>	<b>.433</b>	<b>.365</b>	<b>13</b>

## CRISTOPHER MOLINA

RHP

AGE: 21 BORN: June 10, 1997 in Moca, DR

RESIDES: Moca, DR

HT.: 6-3 WT.: 170

BATS & THROWS: Right

ACQUIRED: Signed as international free agent Nov. 13, 2013

HIGH SCHOOL: —

COLLEGE: —

FULL NAME: Cristopher Junior Molina

SIGNED BY: Rene Rojas (Angels)

Year	Club	W-L	ERA	G	GS	CG	GF	SHO	SV	IP	H	R	ER	HR	HB	BB	IBB	SO	WP	BK	BAA
2014	—Angels (DSL)	1-3	3.49	13	11	0	0	0	0	49.0	42	29	19	2	7	22	0	43	9	1	.228
2015	—Angels (DSL)	1-3	3.86	15	15	0	0	0	0	60.2	59	38	26	0	7	32	2	52	13	0	.255
2016	—Angels (DSL)	2-3	5.48	12	6	0	1	0	1	46.0	50	39	28	1	3	19	0	41	7	1	.276
2017	—Orem	1-3	11.12	8	5	0	1	0	0	28.1	43	41	35	10	5	20	0	40	6	1	.371
	Angels (AZL)	0-1	11.42	4	3	0	0	0	0	8.2	7	11	11	1	1	6	0	10	3	0	.206
2018	—Orem	4-4	5.23	16	12	0	0	0	0	65.1	52	44	38	8	2	35	0	70	16	1	.209
<b>MINOR TOTALS</b>		<b>5-13</b>	<b>5.56</b>	<b>68</b>	<b>52</b>	<b>0</b>	<b>2</b>	<b>0</b>	<b>1</b>	<b>258.0</b>	<b>253</b>	<b>202</b>	<b>157</b>	<b>25</b>	<b>25</b>	<b>134</b>	<b>2</b>	<b>256</b>	<b>54</b>	<b>4</b>	<b>.254</b>

## KELVIN MONCION

LHP

AGE: 20 BORN: Dec. 23, 1998 in San Ignacio de Sabaneta, DR

RESIDES: San Ignacio de Sabaneta, DR

HT.: 6-1 WT.: 201

BATS & THROWS: Left

ACQUIRED: Signed as international free agent, Apr. 23, 2018

HIGH SCHOOL: —

COLLEGE: —

FULL NAME: Kelvin Moncion

SIGNED BY: Jochy Cabrera (Angels)

Year	Club	W-L	ERA	G	GS	CG	GF	SHO	SV	IP	H	R	ER	HR	HB	BB	IBB	SO	WP	BK	BAA
2018	—Angels (DSL)	1-4	3.04	14	13	0	0	0	0	50.1	46	24	17	1	0	19	0	61	8	1	.253

## DARIMEL MORA

INF

AGE: 16 BORN: July 16, 2002 in Higuey, DR

RESIDES: Higuey, DR

HT.: 5-11 WT.: 160

BATS: Switch THROWS: Right

ACQUIRED: Signed as international free agent, July 16, 2018

HIGH SCHOOL: —

COLLEGE: —

FULL NAME: Daniel Mora

SIGNED BY: Jochy Cabrera (Angels)

Year	Club	AVG	G	AB	R	H	2B	3B	HR	RBI	SH	SF	HBP	BB	IBB	SO	SB	CS	GDP	SLG	OBP	E
Will make professional debut in 2019																						

## JOHNNY MORELL

RHP

AGE: 21 BORN: Oct. 30, 1997 in Riverside, CA

RESIDES: Chandler, AZ

HT.: 6-2 WT.: 200

BATS & THROWS: Right

ACQUIRED: 31st round of 2016 First-Year Player Draft

HIGH SCHOOL: Basha HS (AZ)

COLLEGE: —

FULL NAME: Johnathan Donald Morell

SIGNED BY: Chad Hermansen (Angels)

Year	Club	W-L	ERA	G	GS	CG	GF	SHO	SV	IP	H	R	ER	HR	HB	BB	IBB	SO	WP	BK	BAA
2016	—Angels (AZL)	1-1	4.02	9	5	0	0	0	0	15.2	15	9	7	0	2	9	0	10	1	0	.263
2017	—Angels (AZL)	1-0	1.95	10	5	0	0	0	0	27.2	17	8	6	1	2	15	0	24	8	0	.179
	Orem	1-0	5.40	2	1	0	0	0	0	6.2	8	5	4	1	0	4	0	1	2	0	.286
2018	—Orem	0-5	15.34	14	10	0	1	0	0	29.1	49	61	50	7	12	34	0	31	22	0	.363
<b>MINOR TOTALS</b>		<b>3-6</b>	<b>7.60</b>	<b>35</b>	<b>21</b>	<b>0</b>	<b>1</b>	<b>0</b>	<b>0</b>	<b>79.1</b>	<b>89</b>	<b>83</b>	<b>67</b>	<b>9</b>	<b>16</b>	<b>62</b>	<b>0</b>	<b>66</b>	<b>33</b>	<b>0</b>	<b>.283</b>

MINOR LEAGUE



# ORGANIZATIONAL PLAYERS



## DARWIN MORENO

OF

AGE: 17 BORN: Jan. 26, 2002 in Caracas, VZ

RESIDES: Caracas, VZ

HT: 6-2 WT: 175

BATS & THROWS: Right

ACQUIRED: Signed as international free agent, July 2, 2018

HIGH SCHOOL: —

COLLEGE: —

FULL NAME: Darwin Moreno

SIGNED BY: Ender Gonzalez and Marlon Urdaneta (Angels)

Year	Club	AVG	G	AB	R	H	2B	3B	HR	RBI	SH	SF	HBP	BB	IBB	SO	SB	CS	GDP	SLG	OBP	E
Will make professional debut in 2019																						

## BEN MORRISON

RHP

AGE: 24 BORN: Jan. 20, 1995 in Bowling Green, KY

RESIDES: Bowling Green, KY

HT: 5-11 WT: 185

BATS: Left THROWS: Right

ACQUIRED: 10th round of 2018 First-Year Player Draft

HIGH SCHOOL: Bowling Green HS (KY)

COLLEGE: Western Kentucky University

FULL NAME: Ben Morrison

SIGNED BY: John Burden (Angels)

Year	Club	W-L	ERA	G	GS	CG	GF	SHO	SV	IP	H	R	ER	HR	HB	BB	IBB	SO	WP	BK	BAA
2018	Orem	1-1	5.26	20	0	0	6	0	1	25.2	30	19	15	4	0	6	0	26	2	0	.280

## KENDY MOYA

INF

AGE: 20 BORN: Dec. 14, 1998 in Santo Domingo, DR

RESIDES: Santo Domingo, DR

HT: 5-10 WT: 150

BATS: Switch THROWS: Right

ACQUIRED: Signed as minor league free agent, June 1, 2018

HIGH SCHOOL: —

COLLEGE: —

FULL NAME: Kendy Moya

SIGNED BY: Oz Ocampo & Roman Ocumarez (Astros)

Year	Club	AVG	G	AB	R	H	2B	3B	HR	RBI	SH	SF	HBP	BB	IBB	SO	SB	CS	GDP	SLG	OBP	E
2016	Astros Orange (DSL)	.223	58	179	33	40	8	3	0	17	1	0	5	42	0	43	9	8	0	.302	.385	15
2017	Astros Blue (DSL)	.241	62	199	37	48	8	3	1	26	1	2	5	49	0	59	12	5	0	.327	.400	9
2018	Angels (DSL)	.242	53	161	27	39	8	5	0	23	1	2	6	46	0	39	9	6	4	.354	.423	8
MINOR TOTALS		.236	173	539	97	127	24	11	1	66	3	4	16	137	0	141	30	19	4	.327	.402	32

## RION MURRAH

RHP

AGE: 24 BORN: Dec. 21, 1994 in Tallahassee, FL

RESIDES: Bainbridge, GA

HT: 6-0 WT: 180

BATS & THROWS: Right

ACQUIRED: Signed as non-drafted free agent, June 12, 2018

HIGH SCHOOL: Bainbridge HS (GA)

COLLEGE: High Point University (NC)

FULL NAME: Rion Henry Murrah

SIGNED BY: Chris McAlpin (Angels)

Year	Club	W-L	ERA	G	GS	CG	GF	SHO	SV	IP	H	R	ER	HR	HB	BB	IBB	SO	WP	BK	BAA
2018	Orem	1-1	6.75	17	0	0	3	0	0	42.2	62	42	32	6	1	11	0	32	4	1	.330

## JOSE NATERA

RHP

AGE: 19 BORN: Nov. 3, 1999 in Aragua de Barcelona, VZ

RESIDES: Aragua de Barcelona, VZ

HT: 6-1 WT: 180

BATS & THROWS: Right

ACQUIRED: Signed as an international free agent, July 2, 2016

HIGH SCHOOL: —

COLLEGE: —

FULL NAME: Jose Rafael Natera

SIGNED BY: Ender Gonzalez and Marlon Urdaneta (Angels)

Year	Club	W-L	ERA	G	GS	CG	GF	SHO	SV	IP	H	R	ER	HR	HB	BB	IBB	SO	WP	BK	BAA
2017	Angels (DSL)	2-0	2.57	7	4	0	1	0	0	28.0	24	12	8	0	3	4	0	33	6	0	.218
	Angels (AZL)	0-3	8.55	7	5	0	0	0	0	20.0	25	22	19	1	2	13	0	20	5	5	.305
2018	Angels (AZL)	0-4	4.17	11	9	0	0	0	0	36.2	50	29	17	2	2	11	0	38	16	0	.318
	Orem	0-1	9.00	2	2	0	0	0	0	7.0	11	7	7	0	2	5	0	5	3	1	.367
MINOR TOTALS		2-8	5.01	27	20	0	1	0	0	91.2	110	70	51	3	9	33	0	96	30	6	.290

## FRANKLIN NAVARRO

C

AGE: 24 BORN: Oct. 17, 1994 in Caracas, VZ

RESIDES: Miranda, VZ

HT: 5-10 WT: 180

BATS: Switch THROWS: Right

ACQUIRED: Signed as minor league free agent, Apr. 21, 2017

HIGH SCHOOL: —

COLLEGE: —

FULL NAME: Franklin Rafael Navarro

SIGNED BY: Jesus Mendoza (Tigers)

Year	Club	AVG	G	AB	R	H	2B	3B	HR	RBI	SH	SF	HBP	BB	IBB	SO	SB	CS	GDP	SLG	OBP	E
2012	Tigers (VSL)	.315	62	241	31	76	19	1	4	33	0	2	2	16	0	51	2	2	6	.452	.360	3
2013	Tigers (GCL)	.258	33	97	13	25	1	2	2	15	1	2	5	6	0	25	0	1	3	.371	.327	0
2014	Connecticut	.250	45	172	14	43	10	1	3	23	4	0	0	5	0	25	0	0	2	.372	.271	4
2015	West Michigan	.172	43	145	11	25	5	0	0	11	4	2	0	6	0	26	1	1	9	.207	.203	4
	Connecticut	.125	8	24	1	3	1	0	0	2	0	0	1	2	0	3	0	0	0	.167	.222	0
2016	West Michigan	.272	25	92	9	25	5	1	2	13	0	1	0	3	0	18	0	1	1	.413	.292	0
	Connecticut	.364	3	11	0	4	0	0	0	2	0	0	0	0	0	2	0	0	0	.364	.364	0
	Lakeland	.200	1	5	0	1	0	0	0	0	0	0	0	0	0	0	0	0	0	.200	.200	1
2017	Orem	.314	11	35	7	11	2	0	0	6	0	1	0	7	0	9	0	0	0	.371	.419	0
	Burlington	.257	22	70	9	18	5	0	0	9	1	0	0	6	0	15	0	0	4	.329	.316	0
2018	Inland Empire	.237	38	139	13	33	8	0	2	17	0	2	0	3	0	50	0	0	1	.338	.250	2
MINOR TOTALS		.256	291	1031	108	264	56	5	13	131	10	10	8	54	0	224	3	5	26	.358	.296	14

MINOR LEAGUE





# ORGANIZATIONAL PLAYERS

## DREVIAN NELSON

**OF****AGE:** 19 **BORN:** Jan. 10, 2000 in Houston, TX**RESIDES:** Houston, TX**HT.:** 5-7 **WT.:** 175**BATS & THROWS:** Right**ACQUIRED:** 14th round of 2018 First-Year Player Draft**HIGH SCHOOL:** North Shore HS (TX)**COLLEGE:** —**FULL NAME:** Drevian Williams-Nelson**SIGNED BY:** Rudy Vasquez (Angels)

Year	Club	AVG	G	AB	R	H	2B	3B	HR	RBI	SH	SF	HBP	BB	IBB	SO	SB	CS	GDP	SLG	OBP	E
2018	—Angels (AZL)	.217	30	92	11	20	3	0	0	3	0	0	1	10	0	31	6	2	2	.250	.301	1

## DANIEL NUNAN

**LHP****AGE:** 18 **BORN:** May 25, 2000 in Somers Point, NJ**RESIDES:** Ocean City, NJ**HT.:** 6-6 **WT.:** 215**BATS & THROWS:** Left**ACQUIRED:** 12th round of 2018 First-Year Player Draft**HIGH SCHOOL:** Ocean City HS (NJ)**COLLEGE:** —**FULL NAME:** Daniel Desmond Nunan**SIGNED BY:** Ryan Leahy (Angels)

Year	Club	W-L	ERA	G	GS	CG	GF	SHO	SV	IP	H	R	ER	HR	HB	BB	IBB	SO	WP	BK	BAA	
2018	<i>INJURED — DID NOT PLAY</i>																					

## GEISON NUNEZ

**C****AGE:** 18 **BORN:** July 30, 2000 in Santo Domingo, DR**RESIDES:** Santo Domingo, DR**HT.:** 6-1 **WT.:** 203**BATS & THROWS:** Right**ACQUIRED:** Signed as international free agent, Feb. 26, 2018**HIGH SCHOOL:** —**COLLEGE:** —**FULL NAME:** Geison Jesus Nunez**SIGNED BY:** Frankie Thon Jr. and Marlon Urdaneta (Angels)

Year	Club	AVG	G	AB	R	H	2B	3B	HR	RBI	SH	SF	HBP	BB	IBB	SO	SB	CS	GDP	SLG	OBP	E
2018	—Angels (AZL)	.205	38	127	20	26	5	1	2	16	0	1	3	11	0	44	1	3	2	.307	.282	6

## JESUS NUÑEZ

**INF****AGE:** 19 **BORN:** Dec. 25, 1999 in San Francisco de Macoris, DR**RESIDES:** San Francisco de Macoris, DR**HT.:** 5-10 **WT.:** 140**BATS & THROWS:** Right**ACQUIRED:** Signed as international free agent, Mar. 18, 2017**HIGH SCHOOL:** —**COLLEGE:** —**FULL NAME:** Jesus Reinaldo (Serrano) Nunez**SIGNED BY:** Frank Tejada (Angels)

Year	Club	AVG	G	AB	R	H	2B	3B	HR	RBI	SH	SF	HBP	BB	IBB	SO	SB	CS	GDP	SLG	OBP	E	
2017	—Angels (DSL)	.248	40	117	20	29	2	1	0	8	0	2	0	20	1	25	11	3	0	.282	.353	8	
2018	—Angels (DSL)	<i>DID NOT PLAY</i>																					

<b>MINOR TOTALS</b>		.248	40	117	20	29	2	1	0	8	0	2	0	20	1	25	11	3	0	.282	.353	8
---------------------	--	------	----	-----	----	----	---	---	---	---	---	---	---	----	---	----	----	---	---	------	------	---

## LUIS NUÑEZ

**RHP****AGE:** 17 **BORN:** Sept. 19, 2001 in San Francisco de Macoris, DR**RESIDES:** San Francisco de Macoris, DR**HT.:** 6-2 **WT.:** 175**BATS & THROWS:** Right**ACQUIRED:** Signed as international free agent, July 2, 2018**HIGH SCHOOL:** —**COLLEGE:** —**FULL NAME:** Luis Nuñez**SIGNED BY:** Frank Tejada (Angels)

Year	Club	W-L	ERA	G	GS	CG	GF	SHO	SV	IP	H	R	ER	HR	HB	BB	IBB	SO	WP	BK	BAA
<i>Will make professional debut in 2019</i>																					

## ALEXIS OLMEDA

**C****AGE:** 24 **BORN:** Apr. 5, 1994 in Fajardo, PR**RESIDES:** Fajardo, PR**HT.:** 6-0 **WT.:** 225**BATS & THROWS:** Right**ACQUIRED:** Signed as minor league free agent, Mar. 23, 2018**HIGH SCHOOL:** International Baseball Academy (PR)**COLLEGE:** Yavapai College (AZ)**FULL NAME:** Alexis Yadiel Olmeda**SIGNED BY:** Doyle Wilson (Diamondbacks)

Year	Club	AVG	G	AB	R	H	2B	3B	HR	RBI	SH	SF	HBP	BB	IBB	SO	SB	CS	GDP	SLG	OBP	E
2015	—D-backs (AZL)	.500	1	4	0	2	0	0	0	0	0	0	0	0	0	0	0	0	1	.500	.500	0
	Hillsboro	.265	40	136	15	36	6	1	0	12	0	1	0	18	0	50	5	1	1	.324	.348	3
2016	—Hillsboro	.260	53	181	21	47	7	3	3	21	0	4	0	19	0	43	6	1	4	.381	.324	6
2017	—Kane County	.183	33	104	12	19	3	0	0	6	1	1	0	14	0	27	2	3	5	.212	.277	6
	D-backs (AZL)	.267	4	15	2	4	1	0	0	2	0	0	0	0	5	0	0	0	.333	.267	2	
2018	—Orem	.000	2	8	0	0	0	0	0	0	0	0	0	0	0	7	0	0	0	.000	.000	0
	Burlington	.362	13	47	10	17	5	0	4	13	0	0	0	4	0	14	0	1	0	.723	.412	3
	Mobile	.143	5	14	1	2	1	0	0	2	0	1	0	1	0	8	0	0	0	.214	.188	0
<b>MINOR TOTALS</b>		.250	151	509	61	127	23	4	7	56	1	7	0	56	0	154	13	6	11	.352	.320	20

**MINOR LEAGUE**

# ORGANIZATIONAL PLAYERS



## OLIVER ORTEGA

RHP

AGE: 22 BORN: Oct. 2, 1996 in Nagua, DR

RESIDES: Nagua, DR

HT.: 6-0 WT.: 165

BATS & THROWS: Right

ACQUIRED: Signed as international free agent Dec. 10, 2014

HIGH SCHOOL: —

COLLEGE: —

FULL NAME: Oliver Ortega

SIGNED BY: Domingo Garcia and Alfredo Ulloa (Angels)

Year	Club	W-L	ERA	G	GS	CG	GF	SHO	SV	IP	H	R	ER	HR	HB	BB	IBB	SO	WP	BK	BAA
2015	—Angels (DSL)	1-3	4.33	19	2	0	2	0	0	43.2	43	31	21	0	1	18	1	37	5	1	.254
2016	—Angels (AZL)	2-3	2.83	8	5	0	1	0	0	28.2	15	9	9	1	2	10	0	27	3	0	.156
2017— <i>INJURED — DID NOT PLAY</i>																					
2018	—Burlington	4-5	3.51	19	18	0	0	0	0	82.0	65	36	32	6	1	41	0	86	19	1	.215
MINOR TOTALS		7-11	3.62	46	25	0	3	0	0	154.1	122	76	62	7	4	69	1	150	27	2	.217

## JARRETT PARKER

OF

For information, see 2019 Angels Players Section.

## SAM PASTRONE

RHP

AGE: 21 BORN: June 28, 1997 in Las Vegas, NV

RESIDES: Las Vegas, NV

HT.: 6-0 WT.: 185

BATS & THROWS: Right

ACQUIRED: 17th round of 2015 First-Year Player Draft, June 16, 2015

HIGH SCHOOL: Arbor View HS (NV)

COLLEGE: —

FULL NAME: Samuel Louis Pastrone

SIGNED BY: Chad Hermansen (Angels)

Year	Club	W-L	ERA	G	GS	CG	GF	SHO	SV	IP	H	R	ER	HR	HB	BB	IBB	SO	WP	BK	BAA
2015	—Angels (AZL)	0-2	3.56	10	10	0	0	0	0	30.1	30	12	11	0	6	8	0	22	4	0	.265
2016	—Orem	3-4	6.00	14	13	0	0	0	0	57.0	77	51	38	4	2	21	0	45	4	0	.322
2017	—Burlington	1-5	8.92	14	9	0	3	0	0	38.1	47	43	38	5	2	35	0	27	6	2	.313
2018	—Burlington	2-2	5.23	7	3	0	2	0	0	20.2	19	18	12	1	2	26	0	17	6	0	.247
	Angels (AZL)	0-0	0.00	2	0	0	0	0	0	1.2	3	3	0	0	0	3	0	3	1	0	.375
MINOR TOTALS		6-13	6.02	47	35	0	5	0	0	148.0	176	127	99	10	12	93	0	114	21	2	.300

## ADALBERTO PEÑA

RHP

AGE: 24 BORN: Mar. 11, 1995 in Sosua, DR

RESIDES: Sosua, DR

HT.: 6-2 WT.: 173

BATS & THROWS: Right

ACQUIRED: Signed as minor league free agent, July 26, 2018

HIGH SCHOOL: —

COLLEGE: —

FULL NAME: Adalberto Peña Martinez

SIGNED BY: Manelik Pimentel (Dodgers)

Year	Club	W-L	ERA	G	GS	CG	GF	SHO	SV	IP	H	R	ER	HR	HB	BB	IBB	SO	WP	BK	BAA
2015	—Dodgers (DSL)	3-5	4.26	14	11	0	1	0	0	63.1	62	40	30	2	4	13	0	45	9	0	.252
2016	—Dodgers (AZL)	3-1	4.08	14	0	0	3	0	1	28.2	28	13	11	2	4	13	0	33	4	0	.257
	Ogden	1-0	7.71	2	0	0	0	0	0	2.1	1	2	2	0	0	4	0	5	0	0	.125
2017	—Ogden	0-3	5.63	14	13	0	0	0	0	48.0	55	32	30	2	7	27	0	47	8	1	.293
2018	—Ogden	1-1	7.04	3	1	0	0	0	0	7.2	10	8	6	0	0	3	0	8	1	0	.313
	Orem	1-1	4.85	8	0	0	2	0	1	13.0	11	8	7	2	3	10	0	9	1	0	.229
MINOR TOTALS		9-11	4.75	55	25	0	6	0	2	163.0	167	103	86	8	18	70	0	147	23	1	.265

## ANDRES PEÑA

RHP

AGE: 19 BORN: Oct. 22, 1999 in Caracas, VZ

RESIDES: Caracas, VZ

HT.: 6-1 WT.: 183

BATS & THROWS: Right

ACQUIRED: Signed as international free agent, Apr. 29, 2017

HIGH SCHOOL: —

COLLEGE: —

FULL NAME: Andres Jose (Arnal) Peña

SIGNED BY: Andres Garcia and Marlon Urdaneta (Angels)

Year	Club	W-L	ERA	G	GS	CG	GF	SHO	SV	IP	H	R	ER	HR	HB	BB	IBB	SO	WP	BK	BAA
2017	—Angels (DSL)	4-1	3.20	18	3	0	3	0	0	39.1	33	16	14	1	9	15	0	29	11	0	.232
2018	—Angels (DSL)	1-3	15.26	4	1	0	0	0	0	7.2	8	13	13	1	1	15	0	6	8	0	.296
MINOR TOTALS		5-4	5.17	22	4	0	3	0	0	47.0	41	29	27	2	10	30	0	35	19	0	.243

## ELIAN PEÑA

RHP

AGE: 19 BORN: Mar. 12, 2000 in San Ignacio de Sabaneta, DR

RESIDES: Santo Domingo, DR

HT.: 6-4 WT.: 175

BATS & THROWS: Right

ACQUIRED: Signed as international free agent, Nov. 6, 2017

HIGH SCHOOL: —

COLLEGE: —

FULL NAME: Elian Miguel Peña

SIGNED BY: Frank Tejeda (Angels)

Year	Club	W-L	ERA	G	GS	CG	GF	SHO	SV	IP	H	R	ER	HR	HB	BB	IBB	SO	WP	BK	BAA
2018	—Angels (DSL)	2-1	10.02	23	0	0	7	0	0	32.1	34	44	36	2	8	39	1	22	23	2	.272

MINOR LEAGUE





# ORGANIZATIONAL PLAYERS

## LUIS PEÑA

**RHP****AGE:** 23 **BORN:** Aug. 24, 1995 in Bonao, DR**RESIDES:** Bonao, DR**HT.:** 5-11 **WT.:** 190**BATS & THROWS:** Right**ACQUIRED:** Signed as international free agent Oct. 2, 2013**HIGH SCHOOL:** —**COLLEGE:** —**FULL NAME:** Luis Alberto Peña**SIGNED BY:** Rene Rojas (Angels)

Year	Club	W-L	ERA	G	GS	CG	GF	SHO	SV	IP	H	R	ER	HR	HB	BB	IBB	SO	WP	BK	BAA
2014	—Angels (DSL)	1-0	0.55	10	0	0	4	0	2	16.1	7	1	1	0	1	3	0	12	2	0	.130
2015	—Angels (AZL)	1-0	1.80	7	0	0	6	0	2	10.0	7	2	2	0	0	1	0	12	2	0	.194
	Orem	0-2	5.04	19	0	0	10	0	1	25.0	28	16	14	0	2	8	0	25	2	2	.280
2016	—Burlington	5-9	4.02	27	16	0	3	0	1	100.2	89	50	45	6	6	43	1	118	14	1	.239
2017	—Inland Empire	6-10	5.28	25	25	1	0	0	0	131.1	138	84	77	15	3	58	0	148	10	0	.267
	Mobile	1-3	3.15	4	4	0	0	0	0	20.0	16	9	7	3	0	9	0	19	1	0	.213
2018	—Mobile	2-4	4.27	12	12	0	0	0	0	59.0	46	29	28	7	3	25	0	63	6	0	.210
	Salt Lake	4-3	5.59	11	11	0	0	0	0	46.2	47	30	29	8	0	32	0	38	6	0	.260
<b>MINOR TOTALS</b>		<b>20-31</b>	<b>4.47</b>	<b>115</b>	<b>68</b>	<b>1</b>	<b>23</b>	<b>0</b>	<b>6</b>	<b>409.0</b>	<b>378</b>	<b>221</b>	<b>203</b>	<b>39</b>	<b>15</b>	<b>179</b>	<b>1</b>	<b>435</b>	<b>43</b>	<b>3</b>	<b>.243</b>

## ROBERTO PEÑA

**C**

For information, see 2019 Angels Players Section.

## YELMISON PERALTA

**RHP****AGE:** 24 **BORN:** in Mar. 3, 1995 in Santiago, DR**RESIDES:** Santiago, DR**HT.:** 6-0 **WT.:** 210**BATS & THROWS:** Right**ACQUIRED:** Signed as minor league free agent, Nov. 9, 2018**HIGH SCHOOL:** —**COLLEGE:** —**FULL NAME:** Yelmison Peralta**SIGNED BY:** Marco Paddy and Miguel Peguero (White Sox)

Year	Club	W-L	ERA	G	GS	CG	GF	SHO	SV	IP	H	R	ER	HR	HB	BB	IBB	SO	WP	BK	BAA
2012	—White Sox (DSL)	0-5	7.26	12	12	0	0	0	0	31	29	33	25	2	5	33	0	20	10	0	.242
2013	—Bristol	0-3	7.88	10	0	0	0	0	0	16	19	17	14	4	2	13	0	8	5	0	.311
2014	—White Sox (AZL)	4-2	3.55	13	1	0	3	0	1	38	35	21	15	1	5	9	0	29	9	1	.254
	Great Falls	0-1	3.68	2	2	0	0	0	0	7.1	8	3	3	0	1	9	0	4	1	0	.308
2015	—Kannapolis	4-8	6.04	21	20	0	1	0	0	95.1	120	79	64	8	13	52	0	48	13	2	.314
	White Sox (AZL)	1-1	5.40	2	2	0	0	0	0	10	11	6	6	1	1	3	0	10	1	0	.306
2016	—Kannapolis	1-4	3.82	24	0	0	9	0	1	35.1	33	19	15	3	2	18	2	25	4	0	.241
	Winston-Salem	0-2	3.57	16	0	0	12	0	4	22.2	19	11	9	1	0	11	0	21	2	0	.229
2017	—Winston-Salem	0-2	4.97	19	0	0	2	0	0	29	17	20	16	2	3	25	1	25	8	0	.173
	Kannapolis	3-4	5.06	13	12	0	0	0	0	53.1	47	33	30	3	9	30	0	41	6	0	.241
2018	—Kannapolis	1-0	2.51	8	0	0	2	0	0	14.1	14	4	4	1	2	7	0	19	2	0	.250
	Winston Salem	0-0	6.00	6	0	0	4	0	1	9	7	6	6	2	0	6	0	12	2	0	.219
<b>MINOR TOTALS</b>		<b>14-32</b>	<b>5.16</b>	<b>146</b>	<b>49</b>	<b>0</b>	<b>33</b>	<b>0</b>	<b>7</b>	<b>361.1</b>	<b>359</b>	<b>252</b>	<b>207</b>	<b>28</b>	<b>43</b>	<b>216</b>	<b>3</b>	<b>262</b>	<b>61</b>	<b>3</b>	<b>.263</b>

## MAYKY PEREZ

**RHP****AGE:** 22 **BORN:** Sept. 26, 1996 in San Pedro de Macoris, DR**RESIDES:** San Pedro de Macoris, DR**HT.:** 6-5 **WT.:** 235**BATS & THROWS:** Right**ACQUIRED:** Signed as minor league free agent Mar. 21, 2017**HIGH SCHOOL:** —**COLLEGE:** —**FULL NAME:** Mayky Arjelis (Rosario) Perez**SIGNED BY:** Randy Smith, Felix Feliz and Jose Salado (Padres)

Year	Club	W-L	ERA	G	GS	CG	GF	SHO	SV	IP	H	R	ER	HR	HB	BB	IBB	SO	WP	BK	BAA
2014	—Padres (DSL)	0-1	9.00	2	2	0	0	0	0	4.0	7	5	4	0	0	3	0	4	1	0	.368
	Padres (AZL)	0-3	7.08	11	4	0	0	0	0	34.1	46	31	27	4	3	15	0	30	8	2	.315
2015	—Padres (AZL)	0-0	0.00	2	0	0	0	0	0	2.0	0	0	0	0	0	1	0	0	0	0	.000
2016	—Padres (AZL)	2-2	3.94	9	6	0	0	0	0	29.2	30	23	13	1	2	15	0	31	3	0	.250
	Tri-City	0-0	2.57	4	0	0	1	0	0	7.0	10	7	2	0	1	4	0	7	2	0	.303
2017	—Orem	5-1	5.67	15	8	0	2	0	0	46.0	54	31	29	4	4	19	0	26	5	0	.302
2018	—Burlington	1-0	2.58	25	0	0	17	0	3	38.1	16	14	11	1	2	22	0	57	4	1	.125
<b>MINOR TOTALS</b>		<b>8-7</b>	<b>4.80</b>	<b>68</b>	<b>20</b>	<b>0</b>	<b>20</b>	<b>0</b>	<b>3</b>	<b>161.1</b>	<b>163</b>	<b>111</b>	<b>86</b>	<b>10</b>	<b>12</b>	<b>79</b>	<b>0</b>	<b>155</b>	<b>23</b>	<b>3</b>	<b>.258</b>

## SAMUEL PEREZ

**LHP****AGE:** 19 **BORN:** Nov. 29, 1999 in Barquisimeto, VZ**RESIDES:** Barquisimeto, VZ**HT.:** 5-11 **WT.:** 175**BATS & THROWS:** Left**ACQUIRED:** Signed as international free agent, July 3, 2018**HIGH SCHOOL:** —**COLLEGE:** —**FULL NAME:** Samuel Perez**SIGNED BY:** Andres Garcia (Angels)

Year	Club	W-L	ERA	G	GS	CG	GF	SHO	SV	IP	H	R	ER	HR	HB	BB	IBB	SO	WP	BK	BAA
2018	—Angels (DSL)	2-0	1.44	13	0	0	10	0	2	31.1	28	9	5	0	1	3	0	32	4	2	.228

MINOR LEAGUE

# ORGANIZATIONAL PLAYERS



## KEINNER PIÑA

C

For information, see 2019 Angels Players Section.

## ROBINSON PINA

RHP

AGE: 20 BORN: Nov. 26, 1998 in San Cristobal, DR

RESIDES: San Cristobal, DR

HT.: 6-4 WT.: 180

BATS & THROWS: Right

ACQUIRED: Signed as international free agent, Feb. 15, 2017

HIGH SCHOOL: —

COLLEGE: —

FULL NAME: Robinson (De Jesus) Pina

SIGNED BY: Francisco Tejada (Angels)

Year	Club	W-L	ERA	G	GS	CG	GF	SHO	SV	IP	H	R	ER	HR	HB	BB	IBB	SO	WP	BK	BAA
2017	—Angels (DSL)	1-2	3.68	15	11	0	0	0	0	51.1	35	26	21	0	3	24	0	47	8	1	.188
2018	—Angels (DSL)	2-0	4.02	8	0	0	8	0	1	15.2	12	10	7	0	2	6	0	26	2	0	.214
	Angels (AZL)	1-1	3.14	6	1	0	1	0	0	14.1	12	9	5	0	0	5	0	17	4	0	.218
	Orem	1-1	3.21	5	0	0	0	0	0	14.0	13	6	5	1	3	8	0	18	2	0	.245
MINOR TOTALS		5-4	3.59	34	12	0	9	0	1	95.1	72	51	38	1	8	43	0	108	16	1	.206

## GLEYVIN PINEDA

INF

AGE: 22 BORN: Aug. 19, 1996 in Azua, DR

RESIDES: Azua, DR

HT.: 5-11 WT.: 160

BATS: Left THROWS: Right

ACQUIRED: Signed as international free agent Aug. 11, 2014

HIGH SCHOOL: —

COLLEGE: —

FULL NAME: Gleyvin Fernando Pineda

SIGNED BY: Rene Rojas and Alfredo Ulloa (Angels)

Year	Club	AVG	G	AB	R	H	2B	3B	HR	RBI	SH	SF	HBP	BB	IBB	SO	SB	CS	GDP	SLG	OBP	E
2015	—Angels (DSL)	.221	60	208	18	46	5	3	1	17	0	0	2	37	0	39	8	9	3	.288	.344	17
2016	—Angels (AZL)	.236	40	148	25	35	3	0	0	13	1	1	3	20	0	40	12	4	0	.257	.337	10
2017	—Angels (AZL)	.316	40	133	20	42	7	1	0	14	2	0	0	18	0	29	4	3	3	.383	.397	8
2018	—Burlington	.248	46	149	21	37	3	0	2	16	0	1	1	21	0	38	2	1	2	.309	.343	8
MINOR TOTALS		.251	186	638	84	160	18	4	3	60	3	2	6	96	0	146	26	17	8	.306	.353	43

## MAIKEL PINEDA

INF

AGE: 22 BORN: Oct. 19, 1996 in San Cristobal, DR

RESIDES: San Cristobal, DR

HT.: 6-1 WT.: 175

BATS & THROWS: Right

ACQUIRED: Signed as minor league free agent, June 8, 2018

HIGH SCHOOL: —

COLLEGE: —

FULL NAME: Maikel Javier Pineda

SIGNED BY: Santo Mateo and Ismael Cruz (Dodgers)

Year	Club	AVG	G	AB	R	H	2B	3B	HR	RBI	SH	SF	HBP	BB	IBB	SO	SB	CS	GDP	SLG	OBP	E
2016	—Dodgers (DSL)	.239	59	209	34	50	10	2	1	21	0	3	5	26	1	30	7	6	5	.321	.333	21
2017	—Dodgers (DSL)	.236	60	199	23	47	12	2	1	33	2	3	3	25	0	34	4	5	7	.332	.326	8
2018	—Angels (DSL)	.198	37	121	14	24	8	0	2	11	0	0	2	7	0	27	1	2	2	.314	.254	6
MINOR TOTALS		.229	156	529	71	121	30	4	4	65	2	6	10	58	1	91	12	13	14	.323	.313	35

## DANIEL PROCOPIO

RHP

AGE: 23 BORN: Sept. 18, 1995 in Toronto, ON, Canada

RESIDES: Toronto, ON, Canada

HT.: 6-0 WT.: 190

BATS & THROWS: Right

ACQUIRED: 10th round of 2017 First-Year Player Draft

HIGH SCHOOL: Central Technical School (Toronto, ON, Canada)

COLLEGE: Niagara University (NY)

FULL NAME: Daniel Kazumi Rico Procopio

SIGNED BY: Ryan Leahy (Angels)

Year	Club	W-L	ERA	G	GS	CG	GF	SHO	SV	IP	H	R	ER	HR	HB	BB	IBB	SO	WP	BK	BAA
2017	—Orem	2-2	2.49	16	0	0	11	0	3	21.2	14	7	6	1	0	14	0	32	4	0	.177
2018	—Inland Empire	0-0	2.25	12	0	0	4	0	1	20.0	11	5	5	0	0	12	0	33	3	1	.157
	Mobile	1-3	7.11	26	0	0	3	0	0	38.0	42	33	30	5	0	27	0	44	4	1	.280
MINOR TOTALS		3-5	4.63	54	0	0	18	0	4	79.2	67	45	41	6	0	53	0	109	11	2	.224

## CÉSAR PUELLO

OF

For information, see 2019 Angels Players Section.

## JEAN PUNTIEL

INF

AGE: 17 BORN: Sept. 19, 2001 in Santiago, DR

RESIDES: Santiago, DR

HT.: 5-11 WT.: 150

BATS & THROWS: Right

ACQUIRED: Signed as international free agent, July 2, 2018

HIGH SCHOOL: —

COLLEGE: —

FULL NAME: Jean Puntiel

SIGNED BY: Jochy Cabrera (Angels)

Year	Club	AVG	G	AB	R	H	2B	3B	HR	RBI	SH	SF	HBP	BB	IBB	SO	SB	CS	GDP	SLG	OBP	E
Will make professional debut in 2019																						

MINOR LEAGUE





# ORGANIZATIONAL PLAYERS

## JOSE QUEZADA

OF

AGE: 20 BORN: July 26, 1998 in Azua, DR  
BATS & THROWS: Right  
HIGH SCHOOL: —

RESIDES: Azua, DR HT: 5-9 WT.: 160  
ACQUIRED: Signed as international free agent, June 14, 2017  
COLLEGE: —

FULL NAME: Jose Augusto (De Leon) Quezada

SIGNED BY: Domingo Garcia (Angels)

Year	Club	AVG	G	AB	R	H	2B	3B	HR	RBI	SH	SF	HBP	BB	IBB	SO	SB	CS	GDP	SLG	OBP	E
2017	—Angels (DSL)	.267	22	86	13	23	2	2	0	7	0	1	1	10	0	22	10	4	0	.337	.347	2
2018	—Angels (DSL)	.258	63	248	39	64	4	5	2	25	0	3	3	31	0	52	26	13	3	.339	.344	9
<b>MINOR TOTALS</b>		<b>.260</b>	<b>85</b>	<b>334</b>	<b>52</b>	<b>87</b>	<b>6</b>	<b>7</b>	<b>2</b>	<b>32</b>	<b>0</b>	<b>4</b>	<b>4</b>	<b>41</b>	<b>0</b>	<b>74</b>	<b>36</b>	<b>17</b>	<b>3</b>	<b>.338</b>	<b>.345</b>	<b>11</b>

## ALEXANDER RAMIREZ

OF

AGE: 16 BORN: Aug. 29, 2002 in San Cristobal, DR  
BATS & THROWS: Right  
HIGH SCHOOL: —

RESIDES: San Cristobal, DR HT: 6-2 WT.: 180  
ACQUIRED: Signed as international free agent, Aug. 29, 2018  
COLLEGE: —

FULL NAME: Alexander Ramirez

SIGNED BY: Frank Tejada (Angels)

Year	Club	AVG	G	AB	R	H	2B	3B	HR	RBI	SH	SF	HBP	BB	IBB	SO	SB	CS	GDP	SLG	OBP	E
Will make professional debut in 2019																						

## MATT RAMSEY

RHP

For information, see 2019 Angels Players Section.

## CRISTIAN REYES

RHP

AGE: 24 BORN: Sept. 19, 1994 in New York, NY  
BATS & THROWS: Right  
HIGH SCHOOL: Hialeah Gardens HS (FL)

RESIDES: Miami, FL HT: 6-5 WT.: 220  
ACQUIRED: 21st round of 2018 First-Year Player Draft  
COLLEGE: Kishwaukee College (IL); Broward Community College (FL)

FULL NAME: Cristian Reyes

SIGNED BY: Ralph Reyes (Angels)

Year	Club	W-L	ERA	G	GS	CG	GF	SHO	SV	IP	H	R	ER	HR	HB	BB	IBB	SO	WP	BK	BAA
2018	—Angels (AZL)	0-1	12.00	9	0	0	2	0	0	12.0	15	16	16	0	5	10	0	17	7	0	.319

## JOSE REYES

OF

AGE: 18 BORN: Sept. 22, 2000 in Santiago, DR  
BATS & THROWS: Right  
HIGH SCHOOL: —

RESIDES: Santiago, DR HT: 6-2 WT.: 180  
ACQUIRED: Signed as international free agent, July 2, 2017  
COLLEGE: —

FULL NAME: Jose Simon Reyes

SIGNED BY: Jochy Cabrera (Angels)

Year	Club	AVG	G	AB	R	H	2B	3B	HR	RBI	SH	SF	HBP	BB	IBB	SO	SB	CS	GDP	SLG	OBP	E
2018	—Angels (DSL)	.225	63	227	36	51	12	8	2	27	0	2	4	37	1	74	9	6	4	.374	.341	3

## JEREMY RHOADES

RHP

For information, see 2019 Angels Players Section.

## JEISON RIJO

INF

AGE: 19 BORN: Oct. 14, 1999 in La Romana, DR  
BATS & THROWS: Right  
HIGH SCHOOL: —

RESIDES: La Romana, DR HT: 6-0 WT.: 165  
ACQUIRED: Signed as minor league free agent, Aug. 9, 2018  
COLLEGE: —

FULL NAME: Jeison Antonio Rijo

SIGNED BY: Richard Jimenez (Reds)

Year	Club	AVG	G	AB	R	H	2B	3B	HR	RBI	SH	SF	HBP	BB	IBB	SO	SB	CS	GDP	SLG	OBP	E
2017	—Rojos (DSL)	.310	42	129	17	40	14	0	2	20	1	0	5	12	1	25	2	1	1	.465	.390	8
2018	—Angels (DSL)	.146	13	41	3	6	0	0	0	2	0	0	3	6	0	11	0	1	1	.146	.300	5
<b>MINOR TOTALS</b>		<b>.271</b>	<b>55</b>	<b>170</b>	<b>20</b>	<b>46</b>	<b>14</b>	<b>0</b>	<b>2</b>	<b>22</b>	<b>1</b>	<b>0</b>	<b>8</b>	<b>18</b>	<b>1</b>	<b>36</b>	<b>2</b>	<b>2</b>	<b>2</b>	<b>.388</b>	<b>.367</b>	<b>13</b>

## CONNOR RILEY

RHP

AGE: 23 BORN: May 7, 1995 in Aurora, IL  
BATS & THROWS: Right  
HIGH SCHOOL: Marmion Academy (IL)

RESIDES: Aurora, IL HT: 6-0 WT.: 185  
ACQUIRED: Eighth round of 2017 First-Year Player Draft  
COLLEGE: University of South Carolina, Aiken

FULL NAME: Connor Christian Riley

SIGNED BY: Chris McAlpin (Angels)

Year	Club	W-L	ERA	G	GS	CG	GF	SHO	SV	IP	H	R	ER	HR	HB	BB	IBB	SO	WP	BK	BAA
2017	—Orem	2-0	2.03	9	0	0	3	0	0	13.1	10	4	3	1	0	6	0	13	0	0	.196
	Burlington	0-2	6.11	9	1	0	5	0	1	17.2	24	15	12	0	0	6	0	23	3	0	.308
2018	—Inland Empire	0-1	17.18	2	2	0	0	0	0	3.2	6	8	7	1	1	5	0	3	0	0	.353
<b>MINOR TOTALS</b>		<b>2-3</b>	<b>5.71</b>	<b>20</b>	<b>3</b>	<b>0</b>	<b>8</b>	<b>0</b>	<b>1</b>	<b>34.2</b>	<b>40</b>	<b>27</b>	<b>22</b>	<b>2</b>	<b>1</b>	<b>17</b>	<b>0</b>	<b>39</b>	<b>3</b>	<b>0</b>	<b>.274</b>

MINOR LEAGUE





# ORGANIZATIONAL PLAYERS



## LEONARDO RIVAS

INF

**AGE:** 21 **BORN:** Oct. 10, 1997 in Maracay, Aragua, VZ  
**BATS:** Switch **THROWS:** Right  
**HIGH SCHOOL:** —

**RESIDES:** Maracay, Aragua, VZ **HT:** 5-10 **WT:** 150  
**ACQUIRED:** Signed as international free agent July 11, 2014  
**COLLEGE:** —

**FULL NAME:** Leonardo Andres Rivas Briceno

**SIGNED BY:** Carlos Ramirez and Lebi Ochoa (Angels)

Year	Club	AVG	G	AB	R	H	2B	3B	HR	RBI	SH	SF	HBP	BB	IBB	SO	SB	CS	GDP	SLG	OBP	E
2015	—Angels (DSL)	.258	65	213	38	55	8	7	1	31	4	5	17	37	3	53	21	12	4	.376	.401	16
2016	—Angels (DSL)	.323	33	99	26	32	3	3	0	15	4	0	4	20	0	23	20	5	1	.414	.455	7
	Angels (AZL)	.253	26	91	22	23	5	0	1	4	1	0	0	16	0	16	6	3	1	.341	.364	3
2017	—Orem	.299	35	137	37	41	6	4	2	29	1	2	4	39	1	22	11	0	3	.445	.462	5
	Burlington	.267	26	90	24	24	5	0	0	7	2	1	3	20	0	22	8	1	1	.322	.412	6
2018	—Burlington	.233	119	454	62	106	16	7	4	34	4	2	3	84	0	138	16	10	7	.326	.355	15
	Angels (AZL)	.250	2	8	2	2	1	0	1	3	0	0	0	0	0	2	0	0	0	.750	.250	0
<b>MINOR TOTALS</b>		<b>.259</b>	<b>306</b>	<b>1092</b>	<b>211</b>	<b>283</b>	<b>44</b>	<b>21</b>	<b>9</b>	<b>123</b>	<b>16</b>	<b>10</b>	<b>31</b>	<b>216</b>	<b>4</b>	<b>276</b>	<b>82</b>	<b>31</b>	<b>17</b>	<b>.363</b>	<b>.393</b>	<b>53</b>

## RAINIER RIVAS

OF

**AGE:** 17 **BORN:** June 29, 2001 in Maracaibo, VZ  
**BATS & THROWS:** Left  
**HIGH SCHOOL:** —

**RESIDES:** Maracaibo, VZ **HT:** 6-3 **WT:** 220  
**ACQUIRED:** Signed as international free agent, July 6, 2017  
**COLLEGE:** —

**FULL NAME:** Rainier Andres Rivas

**SIGNED BY:** Andres Garcia and Marlon Urdaneta (Angels)

Year	Club	AVG	G	AB	R	H	2B	3B	HR	RBI	SH	SF	HBP	BB	IBB	SO	SB	CS	GDP	SLG	OBP	E
2018	—Angels (DSL)	.242	27	99	15	24	2	1	1	7	0	0	0	14	0	31	6	1	1	.313	.336	3

## JERRYELL RIVERA

LHP

**AGE:** 19 **BORN:** Apr. 19, 1999 in Bayamon, PR  
**BATS & THROWS:** Left  
**HIGH SCHOOL:** Maria Teresa Pineiro HS (Puerto Rico)

**RESIDES:** Toa Baja, PR **HT:** 6-3 **WT:** 180  
**ACQUIRED:** 11th round of 2017 First-Year Player Draft  
**COLLEGE:** —

**FULL NAME:** Jerryell Antonio (Gonzalez) Rivera

**SIGNED BY:** Ralph Reyes (Angels)

Year	Club	W-L	ERA	G	GS	CG	GF	SHO	SV	IP	H	R	ER	HR	HB	BB	IBB	SO	WP	BK	BAA
2017	—Angels (AZL)	1-0	1.64	8	1	0	0	0	0	11.0	7	2	2	0	0	3	0	11	2	0	.175
2018	—Angels (AZL)	0-3	6.85	7	6	0	0	0	0	22.1	29	20	17	0	2	11	0	19	5	1	.312
	Orem	0-5	14.00	5	4	0	0	0	0	9.0	16	22	14	4	2	18	0	3	3	0	.410
<b>MINOR TOTALS</b>		<b>1-8</b>	<b>7.02</b>	<b>20</b>	<b>11</b>	<b>0</b>	<b>0</b>	<b>0</b>	<b>0</b>	<b>42.1</b>	<b>52</b>	<b>44</b>	<b>33</b>	<b>4</b>	<b>4</b>	<b>32</b>	<b>0</b>	<b>33</b>	<b>10</b>	<b>1</b>	<b>.302</b>

## WILLIAM RIVERA

OF

**AGE:** 18 **BORN:** Apr. 21, 2000 in San Juan, PR  
**BATS & THROWS:** Right  
**HIGH SCHOOL:** Puerto Rico Baseball Academy

**RESIDES:** Gurabo, PR **HT:** 6-3 **WT:** 185  
**ACQUIRED:** 23rd round of 2018 First-Year Player Draft  
**COLLEGE:** —

**FULL NAME:** William Rivera

**SIGNED BY:** Ralph Reyes (Angels)

Year	Club	AVG	G	AB	R	H	2B	3B	HR	RBI	SH	SF	HBP	BB	IBB	SO	SB	CS	GDP	SLG	OBP	E
2018	—Angels (AZL)	.152	27	92	5	14	1	0	0	2	0	0	2	8	0	36	1	0	2	.163	.235	1

## PARKER JOE ROBINSON

RHP

**AGE:** 23 **BORN:** Aug. 16, 1995 in Coto de Caza, CA  
**BATS & THROWS:** Right  
**HIGH SCHOOL:** JSerra Catholic HS (CA)

**RESIDES:** Coto de Caza, CA **HT:** 6-5 **WT:** 230  
**ACQUIRED:** Signed as non-drafted free agent, July 7, 2018  
**COLLEGE:** University of Texas at Austin

**FULL NAME:** Parker Joe Robinson

**SIGNED BY:** N/A (Angels)

Year	Club	W-L	ERA	G	GS	CG	GF	SHO	SV	IP	H	R	ER	HR	HB	BB	IBB	SO	WP	BK	BAA
2018	—Angels (AZL)	2-0	0.44	11	0	0	6	0	1	20.1	13	3	1	0	1	1	0	22	2	0	.186

## CHRIS RODRIGUEZ

RHP

**AGE:** 20 **BORN:** July 20, 1998 in Miami, FL  
**BATS & THROWS:** Right  
**HIGH SCHOOL:** Monsignor Pace HS (FL)

**RESIDES:** Miami, FL **HT:** 6-2 **WT:** 185  
**ACQUIRED:** Fourth round of 2016 First-Year Player Draft  
**COLLEGE:** —

**FULL NAME:** Christopher Rodriguez

**SIGNED BY:** Ralph Reyes (Angels)

Year	Club	W-L	ERA	G	GS	CG	GF	SHO	SV	IP	H	R	ER	HR	HB	BB	IBB	SO	WP	BK	BAA
2016	—Angels (AZL)	0-0	1.59	7	5	0	0	0	0	11.1	6	3	2	0	0	3	0	17	1	0	.154
2017	—Orem	4-0	6.40	8	8	0	0	0	0	32.1	35	24	23	1	7	7	0	32	2	1	.271
	Burlington	1-2	5.84	6	6	0	0	0	0	24.2	32	17	16	1	2	7	0	24	2	1	.314
2018	—									<i>INJURED — DID NOT PLAY</i>											
<b>MINOR TOTALS</b>		<b>5-3</b>	<b>5.40</b>	<b>21</b>	<b>19</b>	<b>0</b>	<b>0</b>	<b>0</b>	<b>0</b>	<b>68.1</b>	<b>73</b>	<b>44</b>	<b>41</b>	<b>2</b>	<b>9</b>	<b>17</b>	<b>0</b>	<b>73</b>	<b>3</b>	<b>2</b>	<b>.270</b>

MINOR LEAGUE





# ORGANIZATIONAL PLAYERS

## JOSE D. RODRIGUEZ

**RHP**

**AGE:** 23 **BORN:** Aug. 29, 1995 in Bolivar, VZ  
**BATS & THROWS:** Right  
**HIGH SCHOOL:** —

**RESIDES:** Bolivar, VZ **HT:** 6-2 **WT:** 175  
**ACQUIRED:** Signed as international free agent Dec. 3, 2012  
**COLLEGE:** —

**FULL NAME:** Jose Daniel Rodriguez**SIGNED BY:** Lebi Ochoa and Mauro Zerpa (Angels)

Year	Club	W-L	ERA	G	GS	CG	GF	SHO	SV	IP	H	R	ER	HR	HB	BB	IBB	SO	WP	BK	BAA
2013	—Angels (DSL)	3-3	1.64	22	2	0	4	0	1	44.0	33	10	8	1	3	12	0	38	2	1	.213
2014	—Angels (AZL)	2-1	4.85	9	4	0	1	0	1	26.0	34	15	14	1	5	0	29	3	0	.312	
2015	—Orem	3-3	4.79	15	15	0	0	0	0	62.0	77	35	33	5	2	16	0	58	5	1	.312
2016	Burlington	7-5	3.14	27	27	0	0	0	0	131.2	135	53	46	4	2	32	0	115	4	3	.263
2017	—Inland Empire	8-12	5.18	27	27	0	0	0	0	149.1	178	97	86	11	4	44	0	134	2	0	.295
2018	—Mobile	7-10	6.12	23	23	0	0	0	0	114.2	144	86	78	10	3	41	0	105	8	2	.304
<b>MINOR TOTALS</b>		<b>30-34</b>	<b>4.52</b>	<b>123</b>	<b>98</b>	<b>0</b>	<b>5</b>	<b>0</b>	<b>2</b>	<b>527.2</b>	<b>601</b>	<b>296</b>	<b>265</b>	<b>32</b>	<b>15</b>	<b>150</b>	<b>0</b>	<b>479</b>	<b>24</b>	<b>7</b>	<b>.286</b>

## JOSE M. RODRIGUEZ

**RHP**

**AGE:** 18 **BORN:** Sept. 8, 2000 in Santiago, DR  
**BATS & THROWS:** Right  
**HIGH SCHOOL:** —

**RESIDES:** Santiago, DR **HT:** 6-3 **WT:** 195  
**ACQUIRED:** Signed as international free agent, July 2, 2017  
**COLLEGE:** —

**FULL NAME:** Jose Manuel Rodriguez**SIGNED BY:** Jochy Cabrera (Angels)

Year	Club	W-L	ERA	G	GS	CG	GF	SHO	SV	IP	H	R	ER	HR	HB	BB	IBB	SO	WP	BK	BAA
2018	—Angels (DSL)	0-0	0.00	2	2	0	0	0	0	6.0	2	1	0	0	0	3	0	7	1	0	.105
	Angels (AZL)	0-3	17.25	9	5	0	0	0	0	12.0	12	24	23	0	6	34	0	13	6	0	.279
<b>MINOR TOTALS</b>		<b>0-3</b>	<b>11.50</b>	<b>11</b>	<b>7</b>	<b>0</b>	<b>0</b>	<b>0</b>	<b>0</b>	<b>18.0</b>	<b>14</b>	<b>25</b>	<b>23</b>	<b>0</b>	<b>6</b>	<b>37</b>	<b>0</b>	<b>20</b>	<b>7</b>	<b>0</b>	<b>.226</b>

## VICTOR RODRIGUEZ

**LHP**

**AGE:** 18 **BORN:** Dec. 15, 2000 in La Victoria, VZ  
**BATS & THROWS:** Right  
**HIGH SCHOOL:** —

**RESIDES:** La Victoria, VZ **HT:** 5-11 **WT:** 165  
**ACQUIRED:** Signed as international free agent, Aug. 24, 2018  
**COLLEGE:** —

**FULL NAME:** Victor Rodriguez**SIGNED BY:** Andres Garcia and Marlon Urdaneta (Angels)

Year	Club	W-L	ERA	G	GS	CG	GF	SHO	SV	IP	H	R	ER	HR	HB	BB	IBB	SO	WP	BK	BAA
Will make professional debut in 2019																					

## KEITH ROGALLA

**RHP**

**AGE:** 23 **BORN:** Sept. 15, 1995 in Oak Park, IL  
**BATS & THROWS:** Right  
**HIGH SCHOOL:** Oak Park-River Forest HS (IL)

**RESIDES:** Oak Park, IL **HT:** 6-3 **WT:** 205  
**ACQUIRED:** 12th round of 2017 First-Year Player Draft  
**COLLEGE:** Creighton University

**FULL NAME:** Keith Edward Rogalla**SIGNED BY:** Joel Murrie (Angels)

Year	Club	W-L	ERA	G	GS	CG	GF	SHO	SV	IP	H	R	ER	HR	HB	BB	IBB	SO	WP	BK	BAA
2017	—Orem	0-1	4.38	14	0	0	2	0	0	24.2	21	12	12	1	1	18	1	26	2	0	.228
2018	—Burlington	0-0	1.93	2	2	0	0	0	0	4.2	4	1	1	0	0	4	0	7	1	0	.222
<b>MINOR TOTALS</b>		<b>0-1</b>	<b>3.99</b>	<b>16</b>	<b>2</b>	<b>0</b>	<b>2</b>	<b>0</b>	<b>0</b>	<b>29.1</b>	<b>25</b>	<b>13</b>	<b>13</b>	<b>1</b>	<b>1</b>	<b>22</b>	<b>1</b>	<b>33</b>	<b>3</b>	<b>0</b>	<b>.227</b>

## DANIEL ROJAS

**RHP**

**AGE:** 17 **BORN:** Oct. 21, 2001 in Maracay, VZ  
**BATS & THROWS:** Right  
**HIGH SCHOOL:** —

**RESIDES:** Maracay, VZ **HT:** 6-2 **WT:** 180  
**ACQUIRED:** Signed as international free agent, July 2, 2018  
**COLLEGE:** —

**FULL NAME:** Daniel Rojas**SIGNED BY:** Andres Garcia and Marlon Urdaneta (Angels)

Year	Club	W-L	ERA	G	GS	CG	GF	SHO	SV	IP	H	R	ER	HR	HB	BB	IBB	SO	WP	BK	BAA
Will make professional debut in 2019																					

## JOSE ROJAS

**INF**

**AGE:** 25 **BORN:** Feb. 24, 1993 in Anaheim, CA  
**BATS:** Left **THROWS:** Right  
**HIGH SCHOOL:** Anaheim HS (CA)

**RESIDES:** Anaheim, CA **HT:** 6-0 **WT:** 200  
**ACQUIRED:** 36th round of 2016 First-Year Player Draft  
**COLLEGE:** Vanguard University (CA)

**FULL NAME:** Jose Rojas**SIGNED BY:** Ben Diggins (Angels)

Year	Club	AVG	G	AB	R	H	2B	3B	HR	RBI	SH	SF	HBP	BB	IBB	SO	SB	CS	GDP	SLG	OBP	E
2016	—Orem	.308	59	221	45	68	15	3	5	31	3	2	2	22	0	29	9	4	5	.471	.372	11
2017	—Inland Empire	.319	79	317	44	101	20	5	7	50	1	2	2	17	0	64	4	8	6	.479	.355	8
	Mobile	.227	44	172	16	39	9	1	4	20	0	4	3	6	1	35	0	1	3	.360	.259	6
2018	—Mobile	.304	84	312	57	95	21	3	17	65	0	1	3	36	1	75	9	4	5	.554	.381	5
	Salt Lake	.217	19	69	10	15	3	0	0	6	0	2	0	13	1	0	1	0	1	.261	.233	4
<b>MINOR TOTALS</b>		<b>.291</b>	<b>285</b>	<b>1091</b>	<b>172</b>	<b>318</b>	<b>68</b>	<b>12</b>	<b>33</b>	<b>172</b>	<b>4</b>	<b>11</b>	<b>10</b>	<b>83</b>	<b>2</b>	<b>216</b>	<b>23</b>	<b>17</b>	<b>20</b>	<b>.467</b>	<b>.344</b>	<b>34</b>

**MINOR LEAGUE**

# ORGANIZATIONAL PLAYERS



## RAYNELDY ROSARIO

OF

AGE: 19 BORN: Apr. 30, 1998 in Santiago de los Caballeros, DR RESIDES: Santiago de los Caballeros, DR HT.: 5-10 WT.: 155

BATS & THROWS: Left

ACQUIRED: Signed as international free agent, Jan. 29, 2015

HIGH SCHOOL: —

COLLEGE: —

FULL NAME: Rayneldy Antonio Rosario

SIGNED BY: Jochy Cabrera and Alfredo Ulloa (Angels)

Year	Club	AVG	G	AB	R	H	2B	3B	HR	RBI	SH	SF	HBP	BB	IBB	SO	SB	CS	GDP	SLG	OBP	E
2016—Angels (DSL)		.315	63	216	44	68	6	2	0	16	7	0	7	17	0	38	25	11	1	.361	.383	3
2017—Angels (AZL)		.203	25	64	7	13	0	0	0	5	1	0	0	3	0	12	3	0	.203	.239	2	
2017—Inland Empire		.130	7	23	1	3	0	1	0	1	0	0	1	1	0	10	1	0	.217	.200	1	
	Orem	.252	45	163	23	41	4	1	1	13	0	0	0	3	0	14	5	5	5	.307	.265	6
<b>MINOR TOTALS</b>		<b>.268</b>	<b>140</b>	<b>466</b>	<b>75</b>	<b>125</b>	<b>10</b>	<b>4</b>	<b>1</b>	<b>35</b>	<b>8</b>	<b>0</b>	<b>8</b>	<b>24</b>	<b>0</b>	<b>74</b>	<b>34</b>	<b>19</b>	<b>6</b>	<b>.313</b>	<b>.315</b>	<b>12</b>

## ALVARO RUBALCABA

INF

AGE: 23 BORN: Apr. 24, 1995 in San Mateo, CA

RESIDES: Vacaville, CA

HT.: 5-8 WT.: 165

BATS & THROWS: Right

ACQUIRED: Signed as minor league free agent, June 1, 2018

HIGH SCHOOL: Vanden HS (CA)

COLLEGE: Cal State Northridge

FULL NAME: Alvaro Rubalcaba

SIGNED BY: Tim Corcoran (Angels)

Year	Club	AVG	G	AB	R	H	2B	3B	HR	RBI	SH	SF	HBP	BB	IBB	SO	SB	CS	GDP	SLG	OBP	E
2018—Orem		.000	5	16	0	0	0	0	0	1	0	1	0	1	0	4	1	0	1	.000	.056	0
	Burlington	.221	29	95	10	21	6	1	1	12	0	1	4	12	0	24	0	0	2	.337	.330	8
<b>MINOR TOTALS</b>		<b>.189</b>	<b>34</b>	<b>111</b>	<b>10</b>	<b>21</b>	<b>6</b>	<b>1</b>	<b>1</b>	<b>13</b>	<b>0</b>	<b>2</b>	<b>4</b>	<b>13</b>	<b>0</b>	<b>28</b>	<b>1</b>	<b>0</b>	<b>3</b>	<b>.288</b>	<b>.292</b>	<b>8</b>

## ZAC RYAN

RHP

AGE: 24 BORN: May 28, 1994 in Merrillville, IN

RESIDES: Valparaiso, IN

HT.: 6-1 WT.: 200

BATS & THROWS: Right

ACQUIRED: Signed as minor league free agent, June 1, 2018

HIGH SCHOOL: Andean HS (IN)

COLLEGE: Georgia Tech

FULL NAME: Zachary Alexander Ryan

SIGNED BY: Todd Hogan (Angels)

Year	Club	W-L	ERA	G	GS	CG	GF	SHO	SV	IP	H	R	ER	HR	HB	BB	IBB	SO	WP	BK	BAA
2017—Orem		0-1	6.48	7	0	0	6	0	2	8.1	9	6	6	2	0	3	1	11	1	0	.273
	Burlington	2-1	0.63	14	1	0	8	0	1	28.2	19	10	2	2	1	12	1	33	2	0	.181
2018—Inland Empire		3-1	3.66	22	0	0	4	0	1	39.1	32	17	16	2	2	19	0	44	6	0	.227
	Mobile	1-4	5.68	20	0	0	9	0	2	31.2	35	22	20	1	4	21	0	31	3	0	.287
<b>MINOR TOTALS</b>		<b>6-7</b>	<b>3.67</b>	<b>63</b>	<b>1</b>	<b>0</b>	<b>27</b>	<b>0</b>	<b>6</b>	<b>108.0</b>	<b>95</b>	<b>55</b>	<b>44</b>	<b>7</b>	<b>7</b>	<b>55</b>	<b>2</b>	<b>119</b>	<b>12</b>	<b>0</b>	<b>.237</b>

## JOHAN SALA

OF

AGE: 21 BORN: Dec. 17, 1997 in San Isidro, DR

RESIDES: San Isidro, Santo Domingo, DR HT.: 6-1 WT.: 175

BATS & THROWS: Right

ACQUIRED: Signed as international free agent July 2, 2014

HIGH SCHOOL: —

COLLEGE: —

FULL NAME: Johan Miguel Sala

SIGNED BY: Rene Rojas and Alfredo Ulloa (Angels)

Year	Club	AVG	G	AB	R	H	2B	3B	HR	RBI	SH	SF	HBP	BB	IBB	SO	SB	CS	GDP	SLG	OBP	E
2015—Angels (DSL)		.223	63	229	23	51	8	1	0	13	1	1	3	19	0	54	15	11	6	.266	.290	4
2016—Angels (DSL)		.308	66	247	39	76	8	2	1	25	5	3	7	29	1	40	15	8	6	.368	.392	5
2017—Angels (AZL)		.248	36	129	15	32	5	2	0	9	0	0	2	12	1	31	3	4	4	.318	.322	3
2018—Angels (AZL)		.375	13	32	7	12	2	3	0	6	0	1	2	6	0	9	1	2	1	.625	.488	0
	Orem	.260	42	150	13	39	8	2	1	15	1	0	2	7	0	38	3	1	1	.360	.302	0
<b>MINOR TOTALS</b>		<b>.267</b>	<b>220</b>	<b>787</b>	<b>97</b>	<b>210</b>	<b>31</b>	<b>10</b>	<b>2</b>	<b>68</b>	<b>7</b>	<b>5</b>	<b>16</b>	<b>73</b>	<b>2</b>	<b>172</b>	<b>37</b>	<b>26</b>	<b>18</b>	<b>.339</b>	<b>.339</b>	<b>12</b>

## CARLOS SALAZAR

RHP

AGE: 24 BORN: Nov. 23, 1994 in Guasave, Mexico

RESIDES: Kerman, CA

HT.: 6-0 WT.: 230

BATS & THROWS: Right

ACQUIRED: Signed as minor league free agent, May 15, 2017

HIGH SCHOOL: Kerman HS (CA)

COLLEGE: —

FULL NAME: Carlos Alex Salazar

SIGNED BY: Brett Evert (Braves)

Year	Club	W-L	ERA	G	GS	CG	GF	SHO	SV	IP	H	R	ER	HR	HB	BB	IBB	SO	WP	BK	BAA
2013—Braves (GCL)		0-3	6.92	8	4	0	0	0	0	13	18	12	10	0	1	5	0	14	2	0	.321
2014—Rome		1-6	10.60	10	10	0	0	0	0	35.2	47	45	42	2	4	38	0	27	10	1	.320
	Danville	2-1	2.51	17	0	0	3	0	0	28.2	15	14	8	0	2	18	0	34	7	0	.147
2015—Rome		1-4	2.23	23	0	0	3	0	0	44.1	22	17	11	1	5	29	1	46	9	0	.146
	Carolina	1-1	4.38	10	0	0	4	0	1	12.1	8	6	6	0	0	21	2	14	3	0	.190
2016—Carolina		3-4	4.06	39	0	0	12	0	1	51	36	28	23	5	2	58	1	72	6	2	.198
2017—Florida		0-0	4.15	4	0	0	2	0	0	4.1	4	5	2	0	0	7	0	5	2	0	.222
	Burlington	2-0	3.34	20	0	0	3	0	1	32.1	23	13	12	2	2	24	0	48	8	0	.200
2018—Inland Empire		0-3	6.46	12	0	0	3	0	0	15.1	13	17	11	3	2	13	0	15	4	0	.245
	Angels (AZL)	1-0	3.86	6	0	0	1	0	0	7.0	5	3	3	0	0	6	0	11	2	0	.200
	Burlington	0-0	0.00	1	0	0	1	0	0	2.0	1	0	0	0	0	1	0	1	0	0	.143
<b>MINOR TOTALS</b>		<b>11-22</b>	<b>4.68</b>	<b>150</b>	<b>14</b>	<b>0</b>	<b>32</b>	<b>0</b>	<b>3</b>	<b>246.0</b>	<b>192</b>	<b>160</b>	<b>128</b>	<b>13</b>	<b>18</b>	<b>220</b>	<b>4</b>	<b>287</b>	<b>53</b>	<b>3</b>	<b>.214</b>

MINOR LEAGUE





# ORGANIZATIONAL PLAYERS

## ERICK SALCEDO

**INF****AGE:** 25 **BORN:** June 28, 1993 in Valencia, VZ**RESIDES:** Valencia, VZ**HT.:** 5-10 **WT.:** 155**BATS:** Switch **THROWS:** Right**ACQUIRED:** Signed as minor league free agent, Jan. 22, 2019**HIGH SCHOOL:** —**COLLEGE:** —**FULL NAME:** Erick Joe Ventura Salcedo**SIGNED BY:** Lebi Ochoa (Angels)

Year	Club	AVG	G	AB	R	H	2B	3B	HR	RBI	SH	SF	HBP	BB	IBB	SO	SB	CS	GDP	SLG	OBP	E
2010	—Angels (DSL)	.226	29	62	14	14	3	2	0	5	2	1	0	8	0	17	1	0	0	.339	.310	4
2011	—Angels (DSL)	.241	38	108	19	26	4	2	0	16	3	2	4	25	0	14	4	4	0	.315	.396	10
2012	—Angels (DSL)	.240	56	175	30	42	5	0	0	22	13	3	2	33	0	25	7	4	2	.269	.362	15
2013	—Angels (AZL)	.270	48	189	27	51	8	5	0	22	3	1	0	16	1	32	10	3	3	.365	.325	14
2014	—Burlington	.239	128	422	48	101	5	3	0	24	10	2	2	32	0	57	21	10	15	.265	.295	16
2015	—Burlington	.230	62	183	23	42	3	0	0	13	4	1	0	13	0	31	5	0	3	.246	.279	7
	Salt Lake	.250	6	16	3	4	1	0	0	0	0	0	0	2	0	3	0	0	1	.313	.333	0
	Inland Empire	.500	2	6	2	3	1	0	0	0	0	0	0	0	0	2	0	0	0	.667	.500	0
	Arkansas	.213	25	75	10	16	1	0	0	3	3	1	0	5	0	11	5	1	2	.227	.259	3
2016	—Frederick	.270	133	488	66	132	23	8	3	39	6	4	1	36	0	60	13	9	14	.369	.319	23
2017	—Bowie	.260	101	408	46	106	16	1	5	47	10	4	3	35	0	50	2	5	8	.341	.320	15
2018	—Bowie	.225	127	432	44	97	19	5	0	32	2	5	3	29	1	54	2	4	5	.292	.275	21
<b>MINOR TOTALS</b>		<b>.247</b>	<b>775</b>	<b>2564</b>	<b>332</b>	<b>634</b>	<b>89</b>	<b>26</b>	<b>8</b>	<b>223</b>	<b>56</b>	<b>24</b>	<b>15</b>	<b>234</b>	<b>2</b>	<b>354</b>	<b>72</b>	<b>40</b>	<b>53</b>	<b>.312</b>	<b>.311</b>	<b>128</b>

## BRANDON SANDOVAL

**OF****AGE:** 23 **BORN:** June 24, 1995 in Fallbrook, CA**RESIDES:** Fallbrook, CA**HT.:** 6-1 **WT.:** 180**BATS & THROWS:** Right**ACQUIRED:** 27th round of 2017 First-Year Player Draft**HIGH SCHOOL:** Fallbrook HS (CA)**COLLEGE:** Vanguard University (CA)**FULL NAME:** Brandon Azael Sandoval**SIGNED BY:** Ben Diggins (Angels)

Year	Club	AVG	G	AB	R	H	2B	3B	HR	RBI	SH	SF	HBP	BB	IBB	SO	SB	CS	GDP	SLG	OBP	E
2017	—Orem	.328	32	131	29	43	8	2	2	22	0	3	3	16	0	24	3	1	2	.466	.405	1
	Inland Empire	.385	7	26	5	10	0	0	1	7	0	0	0	2	0	4	0	1	0	.500	.429	2
	Burlington	.323	24	96	12	31	3	2	0	8	1	0	0	4	0	16	5	3	3	.396	.350	2
2018	—Inland Empire	.352	33	125	19	44	5	2	0	15	1	2	1	11	0	20	9	5	4	.424	.403	2
	Mobile	.271	72	247	33	67	9	0	2	18	0	1	0	25	1	65	15	5	10	.332	.337	2
<b>MINOR TOTALS</b>		<b>.312</b>	<b>168</b>	<b>625</b>	<b>98</b>	<b>195</b>	<b>25</b>	<b>6</b>	<b>5</b>	<b>70</b>	<b>2</b>	<b>6</b>	<b>4</b>	<b>58</b>	<b>1</b>	<b>129</b>	<b>32</b>	<b>15</b>	<b>19</b>	<b>.395</b>	<b>.371</b>	<b>7</b>

## PATRICK SANDOVAL

**LHP****AGE:** 22 **BORN:** Oct. 18, 1996 in Mission Viejo, CA**RESIDES:** Mission Viejo, CA**HT.:** 6-3 **WT.:** 190**BATS & THROWS:** Right**ACQUIRED:** From Houston for C Martin Maldonado, July 26, 2018**HIGH SCHOOL:** Mission Viejo HS (CA)**COLLEGE:** —**FULL NAME:** Patrick Jordan Sandoval**SIGNED BY:** Brad Budzinski (Astros)

Year	Club	W-L	ERA	G	GS	CG	GF	SHO	SV	IP	H	R	ER	HR	HB	BB	IBB	SO	WP	BK	BAA
2015	—Astros (GCL)	0-3	6.08	6	6	0	0	0	0	13.1	22	12	9	1	0	4	0	11	3	0	.349
2016	—Greenville	2-3	5.30	13	8	0	2	0	0	52.2	53	32	31	4	1	25	0	51	2	0	.266
2017	—Bowie Creek	0-1	10.13	1	0	0	0	0	0	2.2	4	3	3	0	0	1	0	2	0	0	.333
	Tri-City	1-1	3.79	4	4	0	0	0	0	19.0	19	8	8	0	0	6	0	28	2	0	.257
	Quad Cities	2-2	3.83	9	7	0	2	0	1	40.0	38	25	17	1	1	16	0	48	7	0	.244
2018	—Quad Cities	7-1	2.49	14	10	1	0	1	0	65.0	58	22	18	4	0	11	0	71	2	0	.231
	Bowie Creek	2-0	2.74	5	3	0	1	0	1	23.0	12	8	7	1	1	4	0	26	2	1	.156
	Inland Empire	1-0	0.00	3	3	0	0	0	0	14.2	6	0	0	0	1	6	0	21	1	1	.118
	Mobile	1-0	1.37	4	4	0	0	0	0	19.2	12	3	3	0	0	8	0	27	3	1	.174
<b>MINOR TOTALS</b>		<b>16-11</b>	<b>3.46</b>	<b>59</b>	<b>45</b>	<b>0</b>	<b>6</b>	<b>0</b>	<b>3</b>	<b>250.0</b>	<b>224</b>	<b>113</b>	<b>96</b>	<b>11</b>	<b>4</b>	<b>81</b>	<b>0</b>	<b>285</b>	<b>22</b>	<b>3</b>	<b>.235</b>

## BRENDON SANGER

**OF****AGE:** 25 **BORN:** Sept. 11, 1993 in York, PA**RESIDES:** Fort Myers, FL**HT.:** 6-0 **WT.:** 185**BATS:** Left **THROWS:** Right**ACQUIRED:** Fourth round of 2015 First-Year Player Draft**HIGH SCHOOL:** Fort Myers HS (FL)**COLLEGE:** Florida Atlantic University**FULL NAME:** Brendon K. Sanger**SIGNED BY:** Jochy Cabrera and Alfredo Ulloa (Angels)

Year	Club	AVG	G	AB	R	H	2B	3B	HR	RBI	SH	SF	HBP	BB	IBB	SO	SB	CS	GDP	SLG	OBP	E
2015	—Orem	.300	60	217	45	65	20	1	4	29	1	4	3	45	0	39	13	3	2	.456	.420	3
2016	—Burlington	.230	124	443	47	102	24	3	4	39	5	1	7	59	2	89	4	5	7	.325	.329	29
2017	—Inland Empire	.277	63	206	29	57	11	10	42	1	2	2	2	27	0	64	1	0	3	.485	.363	4
	Mobile	.182	3	11	0	2	2	0	0	2	0	0	0	2	0	5	0	0	1	.364	.308	0
	Angels (AZL)	.148	7	27	3	4	1	0	1	2	0	0	0	2	0	10	0	0	0	.296	.207	0
2018	—Mobile	.234	93	304	37	71	12	0	7	41	0	3	1	50	1	72	4	4	12	.342	.341	4
	Inland Empire	.319	13	47	12	15	3	1	2	4	0	0	1	9	0	13	0	0	0	.553	.439	0
<b>MINOR TOTALS</b>		<b>.252</b>	<b>363</b>	<b>1255</b>	<b>173</b>	<b>316</b>	<b>73</b>	<b>6</b>	<b>28</b>	<b>159</b>	<b>7</b>	<b>10</b>	<b>14</b>	<b>194</b>	<b>3</b>	<b>292</b>	<b>22</b>	<b>12</b>	<b>25</b>	<b>.386</b>	<b>.356</b>	<b>40</b>

**MINOR LEAGUE**

# ORGANIZATIONAL PLAYERS



## MARIO SANJUR

C

AGE: 23 BORN: Dec. 23, 1995 in Puerto Armuelles, Panama RESIDES: Puerto Armuelles, Panama HT.: 5-9 WT.: 165

BATS & THROWS: Right

ACQUIRED: From Detroit in AAA Rule 5 Draft, Dec. 8, 2016

HIGH SCHOOL: —

COLLEGE: —

FULL NAME: Mario Alberto Sanjur

SIGNED BY: Ramon Webster (Tigers)

Year	Club	AVG	G	AB	R	H	2B	3B	HR	RBI	SH	SF	HBP	BB	IBB	SO	SB	CS	GDP	SLG	OBP	E
2013—Tigers (VSL)		.207	41	116	17	24	4	1	1	12	1	1	3	19	0	26	0	1	1	.284	.331	1
2014—Tigers (DSL)		.230	49	135	19	31	7	1	1	26	3	3	1	19	0	12	6	2	3	.319	.323	2
2015—Tigers (GCL)		.276	31	95	13	19	3	0	1	7	0	2	2	8	0	13	3	0	3	.263	.276	5
2016—Connecticut		.294	31	95	8	21	3	0	0	8	0	3	3	8	0	13	0	0	1	.253	.294	2
2017—Burlington		.149	22	74	3	11	2	0	0	7	0	0	1	5	0	18	0	0	3	.176	.213	3
Angels (AZL)		.196	20	56	7	11	1	0	2	8	0	1	0	2	0	8	1	1	5	.321	.220	0
Inland Empire		.000	1	1	0	0	0	0	0	0	0	0	0	0	0	0	0	0	0	.000	.000	0
2018—Orem		.244	28	90	10	22	5	0	1	18	1	0	3	10	0	25	1	2	1	.333	.340	5
Inland Empire		.222	4	9	1	2	0	0	0	2	0	0	0	2	0	3	0	0	0	.222	.364	1
<b>MINOR TOTALS</b>		<b>.210</b>	<b>227</b>	<b>671</b>	<b>78</b>	<b>141</b>	<b>25</b>	<b>2</b>	<b>6</b>	<b>88</b>	<b>6</b>	<b>8</b>	<b>13</b>	<b>73</b>	<b>0</b>	<b>118</b>	<b>11</b>	<b>6</b>	<b>17</b>	<b>.280</b>	<b>.297</b>	<b>19</b>

## TULIO SANTA MARIA

RHP

AGE: 18 BORN: June 6, 2000 in Araure, VZ

RESIDES: Ararue, VZ

HT.: 6-4 WT.: 165

BATS & THROWS: Right

ACQUIRED: Signed as an international free agent, July 3, 2016

HIGH SCHOOL: —

COLLEGE: —

FULL NAME: Tulio Cesar Santa Maria

SIGNED BY: Marlon Urdaneta (Angels)

Year	Club	W-L	ERA	G	GS	CG	GF	SHO	SV	IP	H	R	ER	HR	HB	BB	IBB	SO	WP	BK	BAA
2017—Angels (DSL)		0-3	2.65	14	9	0	1	0	0	51	41	23	15	1	11	19	1	41	7	0	.230
2018—Angels (AZL)		1-3	5.23	9	6	0	0	0	0	20.2	20	16	12	0	3	15	0	15	4	0	.263
<b>MINOR TOTALS</b>		<b>1-6</b>	<b>3.39</b>	<b>23</b>	<b>15</b>	<b>0</b>	<b>1</b>	<b>0</b>	<b>0</b>	<b>71.2</b>	<b>61</b>	<b>39</b>	<b>27</b>	<b>1</b>	<b>14</b>	<b>34</b>	<b>1</b>	<b>56</b>	<b>11</b>	<b>0</b>	<b>.240</b>

## ADDERLIN SANTANA

OF

AGE: 18 BORN: May 31, 2000 in San Pedro de Macoris, DR RESIDES: San Pedro de Macoris, DR HT.: 5-11 WT.: 160

BATS: Switch THROWS: Right

ACQUIRED: Signed as international free agent, July 2, 2016

HIGH SCHOOL: —

COLLEGE: —

FULL NAME: Adderlin Eliono Santana

SIGNED BY: Domingo Garcia and Alfredo Ulloa (Angels)

Year	Club	AVG	G	AB	R	H	2B	3B	HR	RBI	SH	SF	HBP	BB	IBB	SO	SB	CS	GDP	SLG	OBP	E
2017—Angels (DSL)		.209	15	57	6	9	2	0	0	4	0	1	0	13	0	18	2	1	0	.256	.386	4
2018—Angels (DSL)		.167	66	234	29	39	8	6	0	13	1	3	2	33	0	84	10	3	1	.252	.272	1
<b>MINOR TOTALS</b>		<b>.173</b>	<b>81</b>	<b>277</b>	<b>35</b>	<b>48</b>	<b>10</b>	<b>6</b>	<b>0</b>	<b>17</b>	<b>1</b>	<b>4</b>	<b>2</b>	<b>46</b>	<b>0</b>	<b>102</b>	<b>12</b>	<b>4</b>	<b>1</b>	<b>.252</b>	<b>.292</b>	<b>5</b>

## MICHAEL SANTOS

RHP

AGE: 23 BORN: May 29, 1995 in San Pedro De Macoris, DR RESIDES: San Pedro De Macoris, DR HT.: 6-4 WT.: 205

BATS & THROWS: Right

ACQUIRED: Signed as minor league free agent, Mar. 29, 2018

HIGH SCHOOL: —

COLLEGE: —

FULL NAME: Michael Santos

SIGNED BY: N/A (Giants)

Year	Club	W-L	ERA	G	GS	CG	GF	SHO	SV	IP	H	R	ER	HR	HB	BB	IBB	SO	WP	BK	BAA
2013—Giants (DSL)		1-2	2.75	4	4	0	0	0	0	19.2	18	7	6	0	0	6	0	18	4	0	.240
2014—Giants (AZL)		4-3	2.56	12	12	0	0	0	0	59.2	59	26	17	3	4	13	0	50	9	0	.259
2015—Augusta		0-2	3.44	9	9	0	0	0	0	36.2	38	17	14	2	3	10	0	23	3	0	.273
Giants (AZL)		0-0	0.00	2	1	0	0	0	0	3.0	0	0	0	0	0	2	0	5	0	0	.000
2016—Augusta		4-2	2.91	10	10	1	0	1	0	58.2	61	24	19	0	0	5	0	44	2	0	.264
2017—Charlotte		4-2	4.03	22	4	0	6	0	1	67.0	84	35	30	2	4	13	1	42	7	0	.309
2018—Burlington		3-1	2.89	15	5	0	3	0	0	46.2	34	16	15	2	3	18	0	50	1	0	.205
Inland Empire		0-1	7.23	4	3	0	1	0	1	18.2	24	17	15	4	2	3	0	13	2	0	.320
<b>MINOR TOTALS</b>		<b>16-13</b>	<b>3.37</b>	<b>78</b>	<b>48</b>	<b>1</b>	<b>10</b>	<b>1</b>	<b>2</b>	<b>310.0</b>	<b>318</b>	<b>142</b>	<b>116</b>	<b>13</b>	<b>16</b>	<b>70</b>	<b>1</b>	<b>245</b>	<b>28</b>	<b>0</b>	<b>.266</b>

## CALEB SCIRES

OF

AGE: 20 BORN: Sept. 1, 1998 in Fairfield, TX

RESIDES: Fairfield, TX

HT.: 6-0 WT.: 195

BATS & THROWS: Left

ACQUIRED: 17th round of 2017 First-Year Player Draft

HIGH SCHOOL: Fairfield HS (TX)

COLLEGE: Navarro College (TX)

FULL NAME: Caleb Christopher Scires

SIGNED BY: Rudy Vasquez (Angels)

Year	Club	AVG	G	AB	R	H	2B	3B	HR	RBI	SH	SF	HBP	BB	IBB	SO	SB	CS	GDP	SLG	OBP	E
2017—Angels (AZL)		.236	19	55	12	13	1	2	1	3	0	1	0	12	0	17	4	2	0	.382	.368	0
2018—																						

INJURED - DID NOT PLAY

MINOR LEAGUE





# ORGANIZATIONAL PLAYERS

## RYAN SCOTT

**C****AGE:** 24 **BORN:** Feb. 7, 1995 in Chico, CA**RESIDES:** Scottsdale, AZ**HT:** 6-1**WT:** 190**BATS & THROWS:** Right**ACQUIRED:** Signed as minor league free agent, Jan. 14, 2019**HIGH SCHOOL:** Notre Dame HS (AZ)**COLLEGE:** —**FULL NAME:** Ryan Thomas Scott**SIGNED BY:** Dustin Yount (Dodgers)

Year	Club	AVG	G	AB	R	H	2B	3B	HR	RBI	SH	SF	HBP	BB	SO	SB	CS	GDP	SLG	OBP	E	
2013	Dodgers (AZL)	.143	16	49	4	7	0	0	1	5	2	1	1	7	0	20	0	0	1	.204	.259	2
2014	Ogden	.143	4	7	1	1	1	0	0	1	0	0	0	1	0	3	0	0	0	.286	.250	0
	Dodgers (AZL)	.170	22	53	8	9	1	0	1	5	0	0	3	12	0	22	0	0	2	.245	.353	2
2015	Great Lakes	.053	7	19	1	1	0	0	0	1	0	0	0	5	0	7	2	0	1	.053	.250	1
	Ogden	.156	20	64	8	10	2	1	0	2	0	1	1	7	0	23	0	1	2	.219	.247	4
	Dodgers (AZL)	.000	2	7	0	0	0	0	0	0	0	0	0	1	0	2	0	0	0	.000	.125	0
2016	Angels (AZL)	.000	1	1	0	0	0	0	0	0	0	0	0	0	0	0	0	0	0	.000	.000	0
	Orem	.169	24	71	9	12	3	0	1	7	0	0	1	8	1	26	0	0	0	.254	.263	4
2017	Tacoma	.125	4	8	0	1	0	0	0	0	0	0	0	1	0	3	0	0	0	.125	.222	0
	Clinton	.194	19	62	9	12	5	0	0	7	1	0	1	6	0	11	1	1	1	.274	.275	1
	Arkansas	.400	1	5	1	2	0	0	0	1	0	0	0	0	0	2	0	0	0	.400	.400	0
	Modesto	.100	14	40	3	4	1	0	0	2	0	0	0	3	0	15	1	0	0	.125	.163	1
2018	Clinton	.206	35	107	13	22	5	1	0	9	1	0	1	19	0	36	1	1	2	.271	.331	1
	Modesto	.179	11	28	1	5	0	0	0	2	1	1	0	4	0	7	0	0	2	.179	.273	0
	Arkansas	.167	21	54	8	9	1	0	0	4	0	1	2	8	0	24	0	0	1	.185	.292	4
<b>MINOR TOTALS</b>		<b>.165</b>	<b>201</b>	<b>575</b>	<b>66</b>	<b>95</b>	<b>19</b>	<b>2</b>	<b>3</b>	<b>46</b>	<b>5</b>	<b>4</b>	<b>10</b>	<b>82</b>	<b>1</b>	<b>201</b>	<b>5</b>	<b>3</b>	<b>12</b>	<b>.221</b>	<b>.279</b>	<b>20</b>

## NATE SMITH

**LHP****AGE:** 27 **BORN:** Aug. 28, 1991 in Spokane, WA**RESIDES:** West Chester, OH**HT:** 6-3**WT:** 210**BATS & THROWS:** Left**ACQUIRED:** Eighth round of 2013 First-Year Player Draft**HIGH SCHOOL:** Lakota West HS (OH)**COLLEGE:** Furman University (SC)**FULL NAME:** Nathan David Smith**SIGNED BY:** Todd Hogan (Angels)

Year	Club	W-L	ERA	G	GS	CG	GF	SHO	SV	IP	H	R	ER	HR	HB	BB	IBB	SO	WP	BK	BAA
2013	Orem	2-2	3.86	15	9	0	1	0	0	35	34	19	15	4	4	7	0	31	6	0	.264
2014	Inland Empire	6-3	3.07	10	10	0	0	0	0	55.2	41	22	19	3	0	14	1	51	5	0	.201
	Arkansas	5-3	2.89	11	11	0	0	0	0	62.1	48	21	20	3	0	30	0	67	3	0	.218
2015	Arkansas	8-4	2.48	17	17	1	0	0	0	101.2	82	31	28	10	3	28	0	81	6	1	.216
	Salt Lake	2-4	7.75	7	7	0	0	0	0	36	48	36	31	7	0	15	0	23	0	0	.308
2016	Salt Lake	8-9	4.61	26	26	0	0	0	0	150.1	166	85	77	18	4	44	0	122	5	1	.283
2017	Salt Lake	1-0	0.00	1	1	0	0	0	0	5.2	1	0	0	0	0	0	0	4	0	0	.056
	Angels (AZL)	0-0	0.00	3	3	0	0	0	0	9.1	3	0	0	0	0	2	0	10	1	0	.094
2018	Salt Lake	<i>INJURED - DID NOT PLAY</i>																			
<b>MINOR TOTALS</b>		<b>32-25</b>	<b>3.75</b>	<b>90</b>	<b>84</b>	<b>1</b>	<b>1</b>	<b>0</b>	<b>0</b>	<b>456</b>	<b>423</b>	<b>214</b>	<b>190</b>	<b>45</b>	<b>11</b>	<b>140</b>	<b>1</b>	<b>389</b>	<b>26</b>	<b>2</b>	<b>.245</b>

## TYLER SMITH

**RHP****AGE:** 23 **BORN:** Nov. 20, 1995 in Trafford, PA**RESIDES:** Trafford, PA**HT:** 6-0**WT:** 230**BATS & THROWS:** Right**ACQUIRED:** Eighth round of 2018 First-Year Player Draft**HIGH SCHOOL:** Penn-Trafford HS (PA)**COLLEGE:** Canisius College (NY)**FULL NAME:** Tyler Smith**SIGNED BY:** XXXXX

Year	Club	W-L	ERA	G	GS	CG	GF	SHO	SV	IP	H	R	ER	HR	HB	BB	IBB	SO	WP	BK	BAA
2018	Orem	2-1	3.95	17	0	0	3	0	1	27.1	27	14	12	3	1	14	0	32	5	1	.252

## FORREST SNOW

**RHP**

For information, see 2019 Angels Players Section.

## JOSE SORIANO

**RHP****AGE:** 20 **BORN:** Oct. 20, 1998 in Santo Domingo, DR**RESIDES:** Boca Chica, DR**HT:** 6-3**WT:** 170**BATS & THROWS:** Right**ACQUIRED:** Signed as an international free agent, Mar. 4, 2016**HIGH SCHOOL:** —**COLLEGE:** —**FULL NAME:** Jose Joaquin Soriano**SIGNED BY:** Domingo Garcia and Alfredo Ulloa (Angels)

Year	Club	W-L	ERA	G	GS	CG	GF	SHO	SV	IP	H	R	ER	HR	HB	BB	IBB	SO	WP	BK	BAA
2016	Angels (DSL)	3-5	1.58	14	14	0	0	0	0	57	37	22	10	2	7	30	0	45	8	0	.187
2017	Angels (AZL)	2-2	2.94	12	10	0	0	0	0	49	43	23	16	2	2	14	0	37	9	1	.234
	Orem	0-0	2.70	1	1	0	0	0	0	3.1	4	1	1	0	0	4	0	2	0	0	.308
2018	Burlington	1-6	4.47	14	14	0	0	0	0	46.1	34	24	23	1	4	35	0	42	10	1	.217
<b>MINOR TOTALS</b>		<b>6-13</b>	<b>2.89</b>	<b>41</b>	<b>39</b>	<b>0</b>	<b>0</b>	<b>0</b>	<b>0</b>	<b>155.2</b>	<b>118</b>	<b>70</b>	<b>50</b>	<b>5</b>	<b>13</b>	<b>83</b>	<b>0</b>	<b>126</b>	<b>27</b>	<b>2</b>	<b>.214</b>

# ORGANIZATIONAL PLAYERS



## LIVAN SOTO

INF

**AGE:** 18 **BORN:** June 22, 2000 in Valencia, Venezuela  
**BATS:** Left **THROWS:** Right

**RESIDES:** Valencia, Venezuela **HT:** 6-0 **WT:** 160  
**ACQUIRED:** Signed as minor league free agent, Dec. 15, 2017  
**COLLEGE:** —

**FULL NAME:** Livan Enrique (Flores) Soto

**SIGNED BY:** Rolando Petit (Braves)

Year	Club	AVG	G	AB	R	H	2B	3B	HR	RBI	SH	SF	HBP	BB	IBB	SO	SB	CS	GDP	SLG	OBP	E
2017—Braves (GCL)		.225	47	173	24	39	5	0	0	14	3	3	2	27	0	26	7	3	3	.254	.332	12
2018—Orem		.291	44	172	31	50	10	0	0	11	0	1	3	24	0	24	9	3	4	.349	.385	20
<b>MINOR TOTALS</b>		<b>.258</b>	<b>91</b>	<b>345</b>	<b>55</b>	<b>89</b>	<b>15</b>	<b>0</b>	<b>0</b>	<b>25</b>	<b>3</b>	<b>4</b>	<b>5</b>	<b>51</b>	<b>0</b>	<b>50</b>	<b>16</b>	<b>6</b>	<b>7</b>	<b>.301</b>	<b>.358</b>	<b>32</b>

## MITCH SPIRES

INF

**AGE:** 23 **BORN:** Mar. 11, 1996 in Lexington, SC  
**BATS & THROWS:** Right  
**HIGH SCHOOL:** Gilbert HS (SC)

**RESIDES:** Gilbert, SC **HT:** 6-1 **WT:** 200  
**ACQUIRED:** 28th round of 2018 First-Year Player Draft  
**COLLEGE:** Winthrop University (SC)

**FULL NAME:** Mitchell Spires

**SIGNED BY:** Chris McAlpin (Angels)

Year	Club	AVG	G	AB	R	H	2B	3B	HR	RBI	SH	SF	HBP	BB	IBB	SO	SB	CS	GDP	SLG	OBP	E
2018—Orem		.259	36	139	18	36	5	1	3	19	0	3	1	12	0	31	6	0	4	.374	.316	14
Mobile		.246	19	61	5	15	1	0	0	3	0	1	0	2	0	12	2	0	0	.262	.266	1
<b>MINOR TOTALS</b>		<b>.255</b>	<b>55</b>	<b>200</b>	<b>23</b>	<b>51</b>	<b>6</b>	<b>1</b>	<b>3</b>	<b>22</b>	<b>0</b>	<b>4</b>	<b>1</b>	<b>14</b>	<b>0</b>	<b>43</b>	<b>8</b>	<b>0</b>	<b>4</b>	<b>.340</b>	<b>.301</b>	<b>15</b>

## MICHAEL STEFANIC

INF

**AGE:** 23 **BORN:** Feb. 24, 1996 in Boise, ID  
**BATS & THROWS:** Right  
**HIGH SCHOOL:** Timberline HS (ID)

**RESIDES:** Boise, ID **HT:** 5-10 **WT:** 180  
**ACQUIRED:** Signed as non-drafted free agent, July 19, 2018  
**COLLEGE:** Westmont College (CA)

**FULL NAME:** Michael Stefanic

**SIGNED BY:** N/A (Angels)

Year	Club	AVG	G	AB	R	H	2B	3B	HR	RBI	SH	SF	HBP	BB	IBB	SO	SB	CS	GDP	SLG	OBP	E
2018—Angels (AZL)		.393	9	28	2	11	0	1	0	4	1	0	0	4	0	2	0	0	0	.464	.469	2
Orem		.222	5	9	1	2	0	0	0	1	0	0	1	0	0	3	0	1	0	.222	.300	0
<b>MINOR TOTALS</b>		<b>.351</b>	<b>14</b>	<b>37</b>	<b>3</b>	<b>13</b>	<b>0</b>	<b>1</b>	<b>0</b>	<b>5</b>	<b>1</b>	<b>0</b>	<b>1</b>	<b>4</b>	<b>0</b>	<b>5</b>	<b>0</b>	<b>1</b>	<b>0</b>	<b>.405</b>	<b>.429</b>	<b>2</b>

## JOHN SWANDA

RHP

**AGE:** 19 **BORN:** Mar. 18, 1999 in Des Moines, IA  
**BATS & THROWS:** Right  
**HIGH SCHOOL:** Theodore Roosevelt HS (IA)

**RESIDES:** Des Moines, IA **HT:** 6-2 **WT:** 185  
**ACQUIRED:** Fourth round of 2017 First-Year Player Draft  
**COLLEGE:** —

**FULL NAME:** John Thomas Swanda

**SIGNED BY:** Joel Murrie (Angels)

Year	Club	W-L	ERA	G	GS	CG	GF	SHO	SV	IP	H	R	ER	HR	HB	BB	IBB	SO	WP	BK	BAA
2017—Angels (AZL)		1-2	9.31	7	1	0	0	0	0	9.2	13	10	10	1	1	6	1	6	3	0	.333
2018—Orem		0-4	4.50	10	10	0	0	0	0	30.0	37	20	15	4	2	7	0	26	3	1	.291
<b>MINOR TOTALS</b>		<b>1-6</b>	<b>5.67</b>	<b>17</b>	<b>11</b>	<b>0</b>	<b>0</b>	<b>0</b>	<b>0</b>	<b>39.2</b>	<b>50</b>	<b>30</b>	<b>25</b>	<b>5</b>	<b>3</b>	<b>13</b>	<b>1</b>	<b>32</b>	<b>6</b>	<b>1</b>	<b>.301</b>

## GABRIEL TAPIA

RHP

**AGE:** 17 **BORN:** Oct. 21, 2001 in Valencia, VZ  
**BATS & THROWS:** Right  
**HIGH SCHOOL:** —

**RESIDES:** Valencia, VZ **HT:** 6-1 **WT:** 160  
**ACQUIRED:** Signed as international free agent, Dec. 20, 2018  
**COLLEGE:** —

**FULL NAME:** Gabriel Tapia

**SIGNED BY:** Andres Garcia (Angels)

Year	Club	W-L	ERA	G	GS	CG	GF	SHO	SV	IP	H	R	ER	HR	HB	BB	IBB	SO	WP	BK	BAA
Will make professional debut in 2019																					

## JORGE TAVAREZ

RHP

**AGE:** 23 **BORN:** Aug. 4, 1995 in Loma de Cabrera, DR  
**BATS & THROWS:** Right  
**HIGH SCHOOL:** —

**RESIDES:** Moca, DR **HT:** 5-10 **WT:** 150  
**ACQUIRED:** Signed as an international free agent, May 15, 2015  
**COLLEGE:** —

**FULL NAME:** Jorge Luis Rodriguez Tavarez

**SIGNED BY:** Jochy Cabrera and Alfredo Ulloa (Angels)

Year	Club	W-L	ERA	G	GS	CG	GF	SHO	SV	IP	H	R	ER	HR	HB	BB	IBB	SO	WP	BK	BAA
2015—Angels (DSL)		3-3	5.93	23	0	0	12	0	6	30.1	38	24	20	1	1	11	1	38	4	2	.314
2016—Angels (DSL)		4-3	2.05	21	0	0	16	0	9	44	35	15	10	0	3	7	0	49	4	0	.215
2017—Angels (AZL)		1-0	1.99	19	0	0	9	0	3	22.2	23	9	5	1	0	6	0	35	2	0	.253
2018—Burlington		2-4	2.86	21	1	0	10	0	0	44.0	39	19	14	0	1	19	0	55	5	0	.239
Inland Empire		5-1	1.87	19	0	0	5	0	1	33.2	28	7	7	2	0	17	0	35	0	0	.228
<b>MINOR TOTALS</b>		<b>15-11</b>	<b>2.89</b>	<b>103</b>	<b>1</b>	<b>0</b>	<b>52</b>	<b>0</b>	<b>19</b>	<b>174.2</b>	<b>163</b>	<b>74</b>	<b>56</b>	<b>4</b>	<b>5</b>	<b>60</b>	<b>1</b>	<b>212</b>	<b>15</b>	<b>2</b>	<b>.247</b>

MINOR LEAGUE





# ORGANIZATIONAL PLAYERS

## ROELIS TAVERAS

LHP

AGE: 17 BORN: June 6, 2001 in Esperanza, DR

RESIDES: Esperanza, DR

HT: 5-11 WT: 155

BATS & THROWS: Right

ACQUIRED: Signed as international free agent, July 2, 2018

HIGH SCHOOL: —

COLLEGE: —

FULL NAME: Roelis Taveras

SIGNED BY: Jochy Cabrera (Angels)

Year	Club	W-L	ERA	G	GS	CG	GF	SHO	SV	IP	H	R	ER	HR	HB	BB	IBB	SO	WP	BK	BAA
Will make professional debut in 2019																					

## COLE TAYLOR

INF

AGE: 22 BORN: June 11, 1996 in Fairmount, IL

RESIDES: Fairmount, IL

HT: 6-0 WT: 200

BATS & THROWS: Right

ACQUIRED: Signed as non-drafted free agent, June 14, 2018

HIGH SCHOOL: Salt Fork (IL)

COLLEGE: University of Illinois Springfield

FULL NAME: Cole Taylor

SIGNED BY: Drew Dominguez (Angels)

Year	Club	AVG	G	AB	R	H	2B	3B	HR	RBI	SH	SF	HBP	BB	IBB	SO	SB	CS	GDP	SLG	OBP	E
2018—Orem		.164	18	55	10	9	4	1	1	2	0	0	3	12	0	21	1	2	1	.327	.343	6
	Angels (AZL)	.300	3	10	1	3	0	2	0	0	0	0	1	0	0	2	0	0	.700	.364	0	
	Inland Empire	.152	13	46	4	7	0	0	0	2	1	0	4	0	22	0	0	0	.196	.235	4	
MINOR TOTALS		.171	34	111	15	19	6	3	1	4	1	0	5	16	0	45	1	2	1	.306	.303	10

## MATT THAISS

INF

For information, see 2019 Angels Players Section.

## JONAH TODD

OF

AGE: 23 BORN: Sept. 18, 1995 in Birmingham, AL

RESIDES: Mulga, AL

HT: 6-0 WT: 185

BATS & THROWS: Left

ACQUIRED: Sixth round of 2017 First-Year Player Draft

HIGH SCHOOL: Oak Grove HS (AL)

COLLEGE: Auburn University (AL)

FULL NAME: Jonah David Todd

SIGNED BY: Chris McAlpin (Angels)

Year	Club	AVG	G	AB	R	H	2B	3B	HR	RBI	SH	SF	HBP	BB	IBB	SO	SB	CS	GDP	SLG	OBP	E
2017—Orem		.306	25	98	25	30	6	3	0	22	0	2	0	25	0	12	1	0	4	.429	.440	0
	Burlington	.257	44	175	20	45	7	0	0	17	4	0	2	17	0	40	4	4	.297	.330	1	
2018—Inland Empire		.204	113	417	35	85	13	7	0	36	0	3	0	58	0	130	4	3	.269	.299	2	
MINOR TOTALS		.232	182	690	80	160	26	10	0	75	4	5	2	100	0	182	5	7	14	.299	.329	3

## FRANKLIN TORRES

INF

AGE: 22 BORN: Oct. 27, 1996 in Maracay, VZ

RESIDES: Maracay, VZ

HT: 6-1 WT: 170

BATS & THROWS: Right

ACQUIRED: Signed as international free agent July 27, 2013

HIGH SCHOOL: —

COLLEGE: —

FULL NAME: Franklin Jesus (Lopez) Torres

SIGNED BY: Carlos Ramirez, Mauro Zerpa and Lebi Ochoa (Angels)

Year	Club	AVG	G	AB	R	H	2B	3B	HR	RBI	SH	SF	HBP	BB	IBB	SO	SB	CS	GDP	SLG	OBP	E
2014—Angels (AZL)		.254	32	114	12	29	1	2	0	11	0	1	0	17	0	27	3	3	5	.298	.348	16
2015—Angels (AZL)		.279	39	147	24	41	6	2	0	13	2	1	3	13	0	23	11	1	3	.347	.348	8
	Orem	.179	8	28	2	5	0	0	0	3	0	0	2	4	0	9	2	1	1	.179	.324	4
2016—Orem		.225	29	111	17	25	5	0	0	16	3	1	0	12	0	24	2	2	2	.270	.298	11
2017—Orem		.292	66	271	47	79	20	1	5	47	2	5	1	21	0	34	4	0	16	.428	.339	15
2017—Burlington		.285	82	288	36	82	12	2	4	39	1	2	2	44	0	60	12	1	5	.382	.381	5
	Inland Empire	.216	12	51	8	11	1	1	3	8	0	1	0	4	0	12	0	0	2	.451	.268	2
MINOR TOTALS		.269	268	1010	146	272	45	8	12	137	8	11	8	115	0	189	34	8	34	.365	.345	61

## WILFREDO TOVAR

INF

For information, see 2019 Angels Players Section.

## MITCHELL TRAVER

RHP

AGE: 24 BORN: May 3, 1994 in Navasota, TX

RESIDES: Navasota, TX

HT: 6-7 WT: 255

BATS & THROWS: Right

ACQUIRED: 20th round of 2017 First-Year Player Draft

HIGH SCHOOL: Houston Christian HS (TX)

COLLEGE: Texas Christian University

FULL NAME: Mitchell Riley Traver

SIGNED BY: Rudy Vasquez (Angels)

Year	Club	W-L	ERA	G	GS	CG	GF	SHO	SV	IP	H	R	ER	HR	HB	BB	IBB	SO	WP	BK	BAA
2017—Angels (AZL)		1-1	9.00	4	0	0	0	0	0	7	10	7	7	1	0	3	0	4	0	0	.370
	Orem	0-1	7.20	4	0	0	0	0	0	15	22	13	12	2	2	5	0	14	0	0	.349
2018—Burlington		5-7	4.08	20	20	0	0	0	0	81.2	83	46	37	9	5	32	0	69	12	3	.263
MINOR TOTALS		6-9	4.86	28	24	0	0	0	0	103.2	115	66	56	12	7	40	0	87	12	3	.284

MINOR LEAGUE





# ORGANIZATIONAL PLAYERS



## BO TUCKER

LHP

AGE: 23 BORN: May 23, 1995 in Rome, GA

RESIDES: Rome, GA

HT.: 6-4 WT.: 210

BATS & THROWS: Left

ACQUIRED: 12th round of 2016 First-Year Player Draft

HIGH SCHOOL: Rome HS (GA)

COLLEGE: University of Georgia

FULL NAME: Robert Samuel Tucker

SIGNED BY: Todd Hogan (Angels)

Year	Club	W-L	ERA	G	GS	CG	GF	SHO	SV	IP	H	R	ER	HR	HB	BB	IBB	SO	WP	BK	BAA	
2016	Orem	3-3	5.17	17	0	0	3	0	0	31.1	36	25	18	2	1	12	0	29	1	0	.283	
2017	—	INJURED — DID NOT PLAY																				
2018	Angels (AZL)	0-2	18.69	4	3	0	0	0	0	4.1	8	9	9	0	0	6	0	3	1	0	.444	
MINOR TOTALS		3-5	6.81	21	3	0	3	0	0	35.2	44	34	27	2	1	18	0	32	2	0	.303	

## KYLE TYLER

RHP

AGE: 22 BORN: Dec. 27, 1996 in Oklahoma City, OK

RESIDES: Oklahoma City, OK

HT.: 6-0 WT.: 195

BATS & THROWS: Right

ACQUIRED: 20th round of 2018 First-Year Player Draft

HIGH SCHOOL: Westmoore HS (OK)

COLLEGE: University of Oklahoma

FULL NAME: Kyle Wade Tyler

SIGNED BY: Billy Lipari (Angels)

Year	Club	W-L	ERA	G	GS	CG	GF	SHO	SV	IP	H	R	ER	HR	HB	BB	IBB	SO	WP	BK	BAA
2018	Orem	1-1	5.11	15	0	0	9	0	2	24.2	26	14	14	5	0	6	0	22	6	0	.277

## RAIDER UCETA

OF

AGE: 18 BORN: Jan. 29, 2001 in Santo Domingo, DR

RESIDES: Santo Domingo, DR

HT.: 6-0 WT.: 215

BATS & THROWS: Left

ACQUIRED: Signed as international free agent, July 2, 2017

HIGH SCHOOL: —

COLLEGE: —

FULL NAME: Raider Wesly Uceta

SIGNED BY: Frank Tejada and Jochy Cabrera (Angels)

Year	Club	AVG	G	AB	R	H	2B	3B	HR	RBI	SH	SF	HBP	BB	IBB	SO	SB	CS	GDP	SLG	OBP	E
2018	Angels (DSL)	.263	42	160	18	42	11	1	2	25	0	3	3	5	1	40	1	3	3	.381	.292	6

## JHOAN URENA

OF

AGE: 24 BORN: Sept. 1, 1994 in Santiago, DR

RESIDES: Santiago, DR

HT.: 6-1 WT.: 225

BATS & THROWS: Right

ACQUIRED: Signed as minor league free agent, Nov. 25, 2018

HIGH SCHOOL: —

COLLEGE: —

FULL NAME: Jhoan Manuel Urena

SIGNED BY: Rafael Perez, Sandy Rosario, Ismael Cruz & Modesto Abreu (Mets)

Year	Club	AVG	G	AB	R	H	2B	3B	HR	RBI	SH	SF	HBP	BB	IBB	SO	SB	CS	GDP	SLG	OBP	E
2012	Mets 2 (DSL)	.279	64	262	37	73	15	3	4	34	0	4	2	20	1	46	12	3	7	.405	.330	17
2013	Mets (GCL)	.299	47	157	19	47	6	3	0	20	0	1	0	13	1	34	4	1	4	.376	.351	17
2014	Brooklyn	.300	75	283	30	85	20	1	5	47	0	5	0	27	3	58	7	9	3	.431	.356	17
2015	St. Lucie	.214	64	210	15	45	5	3	0	18	0	0	1	11	0	40	2	0	11	.267	.257	19
	Mets (GCL)	.333	5	15	4	5	1	0	2	2	0	0	0	4	0	1	0	1	0	.800	.474	2
2016	St. Lucie	.225	115	383	52	86	17	2	9	53	0	3	1	42	0	75	0	1	11	.350	.301	24
2017	St. Lucie	.282	122	458	72	129	34	2	11	62	0	3	1	60	2	114	17	3	12	.437	.364	23
	Las Vegas	.227	13	44	5	10	0	1	3	8	0	0	4	0	16	1	0	1	.477	.292	2	
2018	Binghamton	.261	123	421	47	110	20	2	14	63	0	4	2	39	0	112	2	4	6	.418	.324	8
MINOR TOTALS		.264	628	2233	281	590	118	17	48	307	0	20	7	220	7	495	46	21	55	.397	.329	129

## CONNOR VAN SCOYOC

RHP

AGE: 19 BORN: Nov. 26, 1999 in Cedar Rapids, IA

RESIDES: Council Bluffs, IA

HT.: 6-5 WT.: 200

BATS & THROWS: Right

ACQUIRED: 11th round of 2018 First-Year Player Draft

HIGH SCHOOL: Jefferson HS (IA)

COLLEGE: —

FULL NAME: Connor John Van Scoyoc

SIGNED BY: Drew Dominguez

Year	Club	W-L	ERA	G	GS	CG	GF	SHO	SV	IP	H	R	ER	HR	HB	BB	IBB	SO	WP	BK	BAA	
2018	—	DID NOT PLAY																				

## RYAN VEGA

OF

AGE: 22 BORN: Sept. 17, 1996 in Manati, Puerto Rico

RESIDES: Manati, Puerto Rico

HT.: 6-2 WT.: 180

BATS & THROWS: Right

ACQUIRED: 14th round of 2015 First-Year Player Draft

HIGH SCHOOL: Carlos Beltran Baseball Academy (PR)

COLLEGE: El Paso CC (TX)

FULL NAME: Ryan Jose Vega

SIGNED BY: Rudy Vasquez (Angels)

Year	Club	AVG	G	AB	R	H	2B	3B	HR	RBI	SH	SF	HBP	BB	IBB	SO	SB	CS	GDP	SLG	OBP	E
2015	Angels (AZL)	.188	28	96	11	18	4	0	0	5	0	1	3	7	0	17	4	0	3	.229	.262	3
2016	Angels (AZL)	.413	21	80	19	33	5	2	2	22	0	1	3	4	0	12	5	0	1	.600	.455	0
	Orem	.191	12	47	4	9	2	0	2	7	0	0	0	5	0	10	0	5	2	.362	.269	0
2017	Orem	.313	64	268	55	84	12	3	5	58	0	6	6	37	3	52	6	5	7	.437	.401	8
2018	Inland Empire	.750	1	4	0	3	0	0	0	1	0	0	0	0	0	1	0	0	0	.750	.750	0
MINOR TOTALS		.297	126	495	89	147	23	5	9	93	0	8	12	53	3	92	15	5	13	.418	.373	11

MINOR LEAGUE





# ORGANIZATIONAL PLAYERS

## YEYSON VELEZ

RHP

AGE: 20 BORN: Aug. 15, 1998 in Santiago, DR

RESIDES: Santiago, DR

HT.: 6-0 WT.: 165

BATS & THROWS: Right

ACQUIRED: Signed as international free agent, July 7, 2018

HIGH SCHOOL: —

COLLEGE: —

FULL NAME: Yeyson Velez

SIGNED BY: Domingo Garcia and Jochy Cabrera (Angels)

Year	Club	W-L	ERA	G	GS	CG	GF	SHO	SV	IP	H	R	ER	HR	HB	BB	IBB	SO	WP	BK	BAA
2018—	Angels (DSL)	0-1	2.82	8	4	0	0	0	0	22.1	18	8	7	0	4	15	0	16	8	0	.217

## JOSE VERRIER

OF

AGE: 21 BORN: Dec. 2, 1997 in Matanzas, Cuba

RESIDES: Cartagena, Colombia

HT.: 6-1 WT.: 180

BATS & THROWS: Right

ACQUIRED: Signed as international free agent, June 14, 2017

HIGH SCHOOL: —

COLLEGE: —

FULL NAME: Jose Antonio Verrier

SIGNED BY: Andres Garcia (Angels)

Year	Club	AVG	G	AB	R	H	2B	3B	HR	RBI	SH	SF	HBP	BB	IBB	SO	SB	CS	GDP	SLG	OBP	E
2018—	Angels (AZL)	.219	50	178	15	39	8	1	2	22	0	1	6	16	0	69	8	6	4	.309	.303	17
	Orem	.000	1	2	0	0	0	0	0	0	0	0	1	0	0	0	0	1	0	.000	.333	0
<b>MINOR TOTALS</b>		<b>.217</b>	<b>51</b>	<b>180</b>	<b>15</b>	<b>39</b>	<b>8</b>	<b>1</b>	<b>2</b>	<b>22</b>	<b>0</b>	<b>1</b>	<b>7</b>	<b>16</b>	<b>0</b>	<b>69</b>	<b>8</b>	<b>7</b>	<b>4</b>	<b>.306</b>	<b>.304</b>	<b>17</b>

## JACOB VOSS

RHP

AGE: 21 BORN: Apr. 20, 1997 in Linn, MO

RESIDES: Linn, MO

HT.: 6-9 WT.: 255

BATS & THROWS: Right

ACQUIRED: 27th round of 2018 First-Year Player Draft

HIGH SCHOOL: Linn HS (MO)

COLLEGE: Creighton University (NE)

FULL NAME: Jacob Voss

SIGNED BY: Drew Dominguez (Angels)

Year	Club	W-L	ERA	G	GS	CG	GF	SHO	SV	IP	H	R	ER	HR	HB	BB	IBB	SO	WP	BK	BAA
2018—	Angels (AZL)	1-0	0.00	2	0	0	2	0	1	3.0	2	0	0	0	0	0	0	6	0	0	.200
	Orem	2-1	6.20	16	0	0	6	0	1	20.1	21	17	14	0	3	15	0	28	3	1	.259
<b>MINOR TOTALS</b>		<b>3-1</b>	<b>5.40</b>	<b>18</b>	<b>0</b>	<b>0</b>	<b>8</b>	<b>0</b>	<b>2</b>	<b>23.1</b>	<b>23</b>	<b>17</b>	<b>14</b>	<b>0</b>	<b>3</b>	<b>15</b>	<b>0</b>	<b>34</b>	<b>3</b>	<b>1</b>	<b>.253</b>

## JARED WALSH

INF

For information, see 2019 Angels Players Section.

## TYLER WALSH

RHP

AGE: 23 BORN: Apr. 11, 1995 in Albany, NY

RESIDES: Evansville, IN

HT.: 6-5 WT.: 215

BATS & THROWS: Right

ACQUIRED: 33rd round of 2017 First-Year Player Draft

HIGH SCHOOL: Mater Dei HS (IN)

COLLEGE: Belmont University (TN)

FULL NAME: Tyler Anthony Walsh

SIGNED BY: Nick Gorneault (Angels)

Year	Club	W-L	ERA	G	GS	CG	GF	SHO	SV	IP	H	R	ER	HR	HB	BB	IBB	SO	WP	BK	BAA
2017—	Angels (AZL)	0-0	1.93	6	0	0	0	0	0	9.1	4	2	2	0	1	5	0	8	0	0	.138
2018—		<i>INJURED — DID NOT PLAY</i>																			

## ANDREW WANTZ

RHP

AGE: 23 BORN: Oct. 13, 1995 in Holly Springs, NC

RESIDES: Holly Springs, NC

HT.: 6-4 WT.: 240

BATS & THROWS: Right

ACQUIRED: Seventh round of 2018 First-Year Player Draft

HIGH SCHOOL: Holly Springs HS (NC)

COLLEGE: University of North Carolina - Greensboro

FULL NAME: Andrew Hunter Wantz

SIGNED BY: Chris McAlpin (Angels)

Year	Club	W-L	ERA	G	GS	CG	GF	SHO	SV	IP	H	R	ER	HR	HB	BB	IBB	SO	WP	BK	BAA
2018—	Orem	0-0	0.00	4	0	0	2	0	0	6.0	3	3	0	0	0	3	0	12	1	0	.130
	Burlington	1-2	3.71	14	0	0	3	0	0	17.0	11	8	7	2	0	12	0	35	2	0	.180
<b>MINOR TOTALS</b>		<b>1-2</b>	<b>2.74</b>	<b>18</b>	<b>0</b>	<b>0</b>	<b>5</b>	<b>0</b>	<b>0</b>	<b>23.0</b>	<b>14</b>	<b>11</b>	<b>7</b>	<b>2</b>	<b>0</b>	<b>15</b>	<b>0</b>	<b>47</b>	<b>3</b>	<b>0</b>	<b>.167</b>

## AUSTIN WARREN

RHP

AGE: 22 BORN: May 5, 1996 in Fayetteville, NC

RESIDES: Fayetteville, NC

HT.: 6-0 WT.: 170

BATS & THROWS: Right

ACQUIRED: Sixth round of 2018 First-Year Player Draft

HIGH SCHOOL: Terry Sanford HS (NC)

COLLEGE: University of North Carolina - Wilmington

FULL NAME: Austin Davis Warren

SIGNED BY: Chris McAlpin (Angels)

Year	Club	W-L	ERA	G	GS	CG	GF	SHO	SV	IP	H	R	ER	HR	HB	BB	IBB	SO	WP	BK	BAA
2018—	Orem	0-0	7.11	4	0	0	0	0	0	6.1	11	5	5	1	0	4	0	11	2	0	.355
	Burlington	0-2	3.00	15	0	0	6	0	3	21.0	17	9	7	3	1	5	0	27	2	0	.224
<b>MINOR TOTALS</b>		<b>0-2</b>	<b>3.95</b>	<b>19</b>	<b>0</b>	<b>0</b>	<b>6</b>	<b>0</b>	<b>3</b>	<b>27.1</b>	<b>28</b>	<b>14</b>	<b>12</b>	<b>4</b>	<b>1</b>	<b>9</b>	<b>0</b>	<b>38</b>	<b>4</b>	<b>0</b>	<b>.262</b>

MINOR LEAGUE

# ORGANIZATIONAL PLAYERS



## BO WAY

OF

AGE: 27 BORN: Nov. 17, 1991 in Brunswick, GA

RESIDES: Brunswick, GA

HT.: 6-0

WT.: 180

BATS & THROWS: Left

ACQUIRED: Seventh round of 2014 First-Year Player Draft

HIGH SCHOOL: Glynn Academy (GA)

COLLEGE: Kennesaw State University (GA)

FULL NAME: James Edward Way

SIGNED BY: Todd Hogan (Angels)

Year	Club	AVG	G	AB	R	H	2B	3B	HR	RBI	SH	SF	HBP	BB	IBB	SO	SB	CS	GDP	SLG	OBP	E
2014	Orem	.354	32	130	29	46	12	4	2	27	6	1	2	8	0	13	7	5	3	.554	.397	4
	Burlington	.339	29	115	21	39	4	2	2	10	1	0	4	13	0	16	6	4	3	.461	.424	0
2015	Inland Empire	.277	135	520	80	144	25	9	2	52	10	3	10	49	0	90	27	19	8	.371	.349	4
2016	—Arkansas	.261	130	425	41	111	11	4	2	36	8	1	6	31	2	87	21	14	7	.320	.320	4
2017	—Mobile	.221	67	213	25	47	6	3	1	20	7	3	4	20	1	35	12	6	4	.291	.296	1
	Salt Lake	.298	42	151	20	45	4	0	0	20	6	1	1	8	0	29	9	8	2	.325	.335	2
2018	—Mobile	.279	35	111	12	31	5	1	0	12	1	0	4	17	1	19	2	5	3	.342	.394	2
	Salt Lake	.341	33	123	19	42	8	0	0	14	3	0	1	5	0	18	5	1	5	.407	.372	0
<b>MINOR TOTALS</b>		<b>.278</b>	<b>435</b>	<b>1554</b>	<b>216</b>	<b>432</b>	<b>62</b>	<b>22</b>	<b>9</b>	<b>165</b>	<b>38</b>	<b>9</b>	<b>27</b>	<b>129</b>	<b>3</b>	<b>270</b>	<b>82</b>	<b>56</b>	<b>27</b>	<b>.364</b>	<b>.342</b>	<b>17</b>

## HARRISON WENSON

C

AGE: 23 BORN: Apr. 21, 1995 in Farmington Hills, MI

RESIDES: Farmington Hills, MI

HT.: 6-3

WT.: 235

BATS & THROWS: Right

ACQUIRED: 24th round of 2017 First-Year Player Draft

HIGH SCHOOL: University of Detroit Jesuit HS (MI)

COLLEGE: University of Michigan

FULL NAME: Harrison Paul Wenson

SIGNED BY: Drew Dominguez (Angels)

Year	Club	AVG	G	AB	R	H	2B	3B	HR	RBI	SH	SF	HBP	BB	IBB	SO	SB	CS	GDP	SLG	OBP	E
2017	Orem	.286	36	133	34	38	8	0	13	48	0	3	6	25	1	38	0	0	1	.639	.413	9
	Angels (AZL)	.200	2	5	1	1	0	0	0	1	0	1	1	1	0	0	0	0	0	.200	.375	1
2017	—Burlington	.114	58	185	21	21	4	0	6	17	3	0	5	27	0	101	4	0	3	.232	.244	14
	Angels (AZL)	.417	3	12	1	5	0	2	0	2	0	0	0	0	0	4	0	0	0	.750	.417	0
<b>MINOR TOTALS</b>		<b>.283</b>	<b>38</b>	<b>138</b>	<b>35</b>	<b>39</b>	<b>8</b>	<b>0</b>	<b>13</b>	<b>49</b>	<b>0</b>	<b>4</b>	<b>7</b>	<b>26</b>	<b>1</b>	<b>38</b>	<b>0</b>	<b>0</b>	<b>1</b>	<b>.623</b>	<b>.411</b>	<b>24</b>

## JONAH WESELY

LHP

AGE: 24 BORN: Dec. 8, 1994 in Tracy, CA

RESIDES: Tracy, CA

HT.: 6-1

WT.: 210

BATS & THROWS: Left

ACQUIRED: 11th round of 2013 First-Year Player Draft

HIGH SCHOOL: Tracy HS (CA)

COLLEGE: —

FULL NAME: Jonah Alexander Wesely

SIGNED BY: Scott Richardson (Angels)

Year	Club	W-L	ERA	G	GS	CG	GF	SHO	SV	IP	H	R	ER	HR	HB	BB	IBB	SO	WP	BK	BAA
2013	—Angels (AZL)	0-0	0.00	1	1	0	0	0	0	1	1	0	0	0	0	1	0	0	0	0	.250
2014	—Orem	0-0	4.08	16	2	0	7	0	2	35.1	29	19	16	3	3	18	0	38	6	0	.218
2015	—Burlington	4-2	2.97	22	0	0	8	0	0	30.1	23	16	10	1	3	13	0	43	5	0	.205
2016	—Orem	0-2	6.62	12	5	0	1	0	0	17.2	22	13	13	2	0	8	0	31	3	0	.301
2017	—Burlington	1-1	4.32	23	0	0	3	0	2	41.2	32	21	20	0	4	24	1	49	4	0	.215
	Inland Empire	1-0	4.05	12	0	0	2	0	0	20	27	9	9	1	2	5	0	28	2	0	.321
2018	—Mobile	0-1	12.46	3	0	0	0	0	0	4	8	9	6	0	1	9	0	2	2	0	.400
	Inland Empire	2-1	6.75	16	0	0	4	0	0	24.0	30	20	18	2	3	16	1	28	6	0	.306
<b>MINOR TOTALS</b>		<b>8-7</b>	<b>4.75</b>	<b>105</b>	<b>8</b>	<b>0</b>	<b>25</b>	<b>0</b>	<b>4</b>	<b>174.1</b>	<b>172</b>	<b>107</b>	<b>92</b>	<b>9</b>	<b>16</b>	<b>94</b>	<b>2</b>	<b>219</b>	<b>28</b>	<b>0</b>	<b>.256</b>

## GAM WILLIAMS

OF

AGE: 22 BORN: Jan. 16, 1997 in Victoria, TX

RESIDES: Victoria, TX

HT.: 5-11

WT.: 185

BATS & THROWS: Right

ACQUIRED: 25th round of 2016 First-Year Player Draft

HIGH SCHOOL: Calhoun HS (TX)

COLLEGE: Howard College (TX)

FULL NAME: Cameron Drake Williams

SIGNED BY: Rudy Vasquez (Angels)

Year	Club	AVG	G	AB	R	H	2B	3B	HR	RBI	SH	SF	HBP	BB	IBB	SO	SB	CS	GDP	SLG	OBP	E
2016	—Angels (AZL)	.235	23	68	15	16	3	1	0	10	1	1	1	12	0	26	9	2	0	.309	.354	2
2017	—Orem	.292	8	24	10	7	1	0	1	5	0	1	1	6	0	9	1	1	0	.458	.438	2
2018	—Angels (AZL)	.333	4	9	0	3	1	0	0	3	0	0	0	2	0	4	1	0	0	.444	.455	0
	Orem	.261	28	92	13	24	3	0	3	9	0	0	2	9	0	27	2	2	1	.391	.340	4
	Burlington	.176	16	51	6	9	1	1	0	3	0	0	1	4	0	20	0	1	1	.235	.250	1
<b>MINOR TOTALS</b>		<b>.250</b>	<b>31</b>	<b>92</b>	<b>25</b>	<b>23</b>	<b>4</b>	<b>1</b>	<b>1</b>	<b>15</b>	<b>1</b>	<b>2</b>	<b>2</b>	<b>18</b>	<b>0</b>	<b>35</b>	<b>10</b>	<b>3</b>	<b>0</b>	<b>.348</b>	<b>.377</b>	<b>9</b>

## DARRIN WILLIAMS

RHP

AGE: 22 BORN: June 24, 1996 in Bryan, TX

RESIDES: Bryan, TX

HT.: 6-3

WT.: 205

BATS & THROWS: Right

ACQUIRED: 26th round of 2018 First-Year Player Draft

HIGH SCHOOL: Rudder HS (TX)

COLLEGE: Prairie View A&M University (TX)

FULL NAME: Darrien Williams

SIGNED BY: Rudy Vasquez (Angels)

Year	Club	W-L	ERA	G	GS	CG	GF	SHO	SV	IP	H	R	ER	HR	HB	BB	IBB	SO	WP	BK	BAA
2018	—Angels (AZL)	2-2	4.01	15	0	0	3	0	1	24.2	17	14	11	0	0	16	0	21	8	0	.191

MINOR LEAGUE





# ORGANIZATIONAL PLAYERS

## KEVIN WILLIAMS

OF

AGE: 22 BORN: June 17, 1996 in Miami, FL

RESIDES: Homewood, AL

HT.: 6-0 WT.: 190

BATS & THROWS: Right

ACQUIRED: 13th round of 2017 First-Year Player Draft

HIGH SCHOOL: American Senior HS (FL)

COLLEGE: Samford University (AL)

FULL NAME: Kevin Ray Williams

SIGNED BY: Chris McAlpin (Angels)

Year	Club	AVG	G	AB	R	H	2B	3B	HR	RBI	SH	SF	HBP	BB	IBB	SO	SB	CS	GDP	SLG	OBP	E
2017	Orem	.322	15	59	15	19	3	0	4	8	1	0	1	5	0	16	1	0	1	.576	.385	2
2018	Inland Empire	.188	27	96	11	18	3	1	2	9	0	0	2	9	0	41	1	2	2	.302	.271	0
	Burlington	.245	91	347	27	85	18	3	4	35	3	1	2	28	0	111	3	4	4	.349	.304	2
<b>MINOR TOTALS</b>		<b>.243</b>	<b>133</b>	<b>502</b>	<b>53</b>	<b>122</b>	<b>24</b>	<b>4</b>	<b>10</b>	<b>52</b>	<b>4</b>	<b>1</b>	<b>5</b>	<b>42</b>	<b>0</b>	<b>168</b>	<b>5</b>	<b>6</b>	<b>7</b>	<b>.367</b>	<b>.307</b>	<b>4</b>

## NONIE WILLIAMS

INF

AGE: 20 BORN: May 22, 1998 in Kansas City, KS

RESIDES: Kansas City, KS

HT.: 6-2 WT.: 200

BATS: Switch THROWS: Right

ACQUIRED: Third round of 2016 First-Year Player Draft

HIGH SCHOOL: Turner HS (KS)

COLLEGE: —

FULL NAME: Nolan Williams

SIGNED BY: Drew Chadd (Angels)

Year	Club	c	AVG	G	AB	R	H	2B	3B	HR	RBI	SH	SF	HBP	BB	IBB	SO	SB	CS	GDP	SLG	OBP	E
2016	Angels (AZL)		.244	38	156	23	38	4	1	0	11	0	0	8	0	40	8	3	1	.282	.280	19	
2017	Angels (AZL)		.220	43	168	22	37	3	2	1	15	0	1	2	14	0	53	11	3	4	.280	.286	10
2018	Orem		.193	40	161	27	31	8	5	2	24	0	2	4	14	0	50	1	1	3	.342	.271	4
<b>MINOR TOTALS</b>			<b>.219</b>	<b>121</b>	<b>485</b>	<b>72</b>	<b>106</b>	<b>15</b>	<b>8</b>	<b>3</b>	<b>50</b>	<b>0</b>	<b>3</b>	<b>6</b>	<b>36</b>	<b>0</b>	<b>143</b>	<b>20</b>	<b>7</b>	<b>8</b>	<b>.301</b>	<b>.279</b>	<b>33</b>

## HECTOR YAN

LHP

AGE: 19 BORN: Apr. 26, 1999 in La Romana, DR

RESIDES: La Romana, DR

HT.: 5-11 WT.: 180

BATS & THROWS: Left

ACQUIRED: Signed as international free agent, Aug. 20, 2015

HIGH SCHOOL: —

COLLEGE: —

FULL NAME: Hector Maneul Yan

SIGNED BY: Domingo Garcia and Alfredo Ulloa (Angels)

Year	Club	W-L	ERA	G	GS	CG	GF	SHO	SV	IP	H	R	ER	HR	HB	BB	IBB	SO	WP	BK	BAA
2016	Angels (DSL)	2-0	0.89	7	7	0	0	0	0	30.1	23	5	3	0	3	15	0	33	4	0	.217
2017	Angels (AZL)	0-1	4.96	10	5	0	1	0	1	16.1	10	10	9	0	5	11	0	21	2	1	.179
2018	Orem	0-4	4.55	10	10	0	0	0	0	29.2	29	17	15	3	5	20	0	29	0	2	.274
<b>MINOR TOTALS</b>		<b>2-5</b>	<b>3.18</b>	<b>27</b>	<b>22</b>	<b>0</b>	<b>1</b>	<b>0</b>	<b>1</b>	<b>76.1</b>	<b>62</b>	<b>32</b>	<b>27</b>	<b>3</b>	<b>13</b>	<b>46</b>	<b>0</b>	<b>83</b>	<b>6</b>	<b>3</b>	<b>.231</b>

## JAMES ZIEMBA

LHP

AGE: 24 BORN: Aug. 10, 1994 in New Brunswick, NJ

RESIDES: Hillsborough, NJ

HT.: 6-10 WT.: 230

BATS: Right THROWS: Left

ACQUIRED: 22nd round of 2017 First-Year Player Draft

HIGH SCHOOL: St. Joseph's HS (NJ)

COLLEGE: Duke University

FULL NAME: James John Ziemba

SIGNED BY: Nick Gorneault (Angels)

Year	Club	W-L	ERA	G	GS	CG	GF	SHO	SV	IP	H	R	ER	HR	HB	BB	IBB	SO	WP	BK	BAA
2017	Orem	5-0	1.99	20	1	0	7	0	1	31.2	26	8	7	1	1	13	0	35	2	0	.224
2018	Burlington	3-2	4.48	39	0	0	16	0	6	78.1	90	54	39	7	9	40	1	59	10	0	.280
<b>MINOR TOTALS</b>		<b>8-2</b>	<b>3.76</b>	<b>59</b>	<b>1</b>	<b>0</b>	<b>23</b>	<b>0</b>	<b>7</b>	<b>110.0</b>	<b>116</b>	<b>62</b>	<b>46</b>	<b>8</b>	<b>10</b>	<b>53</b>	<b>1</b>	<b>94</b>	<b>12</b>	<b>0</b>	<b>.265</b>

## JORDAN ZIMMERMAN

INF

AGE: 24 BORN: Nov. 21, 1994 in Chandler, AZ

RESIDES: Mesa, AZ

HT.: 6-1 WT.: 185

BATS & THROWS: Right

ACQUIRED: Seventh round of 2016 First-Year Player Draft

HIGH SCHOOL: Red Mountain HS (AZ)

COLLEGE: Michigan State University

FULL NAME: Jordan Paul Zimmerman

SIGNED BY: Joel Murrie (Angels)

Year	Club	AVG	G	AB	R	H	2B	3B	HR	RBI	SH	SF	HBP	BB	IBB	SO	SB	CS	GDP	SLG	OBP	E
2016	Orem	.422	19	83	22	35	4	1	4	22	0	0	3	6	0	12	4	1	0	.639	.478	0
	Burlington	.154	37	130	15	20	5	1	0	13	0	3	2	13	0	34	0	3	4	.208	.236	2
2017	Burlington	.270	85	326	43	88	13	6	5	43	2	3	1	27	1	79	8	4	5	.393	.325	8
	Inland Empire	.293	42	184	30	54	16	1	4	28	1	1	2	10	0	41	1	0	2	.457	.335	3
2018	Inland Empire	.231	111	446	53	103	27	5	11	60	1	6	3	22	0	123	3	1	10	.388	.268	13
<b>MINOR TOTALS</b>		<b>.257</b>	<b>294</b>	<b>1169</b>	<b>163</b>	<b>300</b>	<b>65</b>	<b>14</b>	<b>24</b>	<b>166</b>	<b>4</b>	<b>13</b>	<b>11</b>	<b>78</b>	<b>1</b>	<b>289</b>	<b>16</b>	<b>9</b>	<b>21</b>	<b>.398</b>	<b>.306</b>	<b>26</b>

MINOR LEAGUE

# 2018 YEAR IN REVIEW



Albert Pujols recorded his 3,000th career hit on May 4, 2018 at Seattle



**TOP ROW (L-R):** Jim Johnson, Ty Buttrey, Andrelton Simmons, Tyler Skaggs, Shohei Ohtani, Nick Tropeano, Felix Peña, Noé Ramirez, JC Ramirez

**SECOND ROW (L-R):** Ipeei Mizuhara, Yoichi Terada, Lee Fiochi, Kaleb Cowart, Keynan Middleton, Chris Young, Justin Upton, Taylor Cole, Mike Trout, Albert Pujols, Matt Shoemaker, Odrisamer Despaigne, Blake Parker, Hansel Robles, Keith Tarter, Eric Munson, Will Lenzner

**THIRD ROW (L-R):** Dr. Craig Milhouse, Dr. Brian Schulz, Sean Johnson, Bernard Li, Rick Smith, Taylor Ward, Zack Cozart, Francisco Arcia, René Rivera, Jaime Barria, Jefry Marte, Andrew Heaney, Kole Calhoun, David Fletcher, Eric Young Jr., José Álvarez, Cam Bedrosian, Justin Anderson, Bubba Harkins, Diego Lopez, Ruben Montano, Jr., Adam Nevala, Dr. Steve Yoon, Tom Taylor

**FOURTH ROW (L-R):** Andrew Bailey, Keith Johnson, Anel De Los Santos, Tom Gregorio, Steve Soliz, Alfredo Griffin, Josh Paul, Mike Scioscia, Dino Ebel, Charles Nagy, Eric Hinske, Scott Radinsky, Paul Sorrento, Mike Ashman, Ed Hodge

**FIFTH ROW (L-R):** Cristian Barron, Drake Hoffman, Jim Greer, T.J. Jara, Hector Vazquez, Geoff Bennett, Shane Demmitt, Kris Constanti, Angel Miranda, Andrew Jimenez

**NOT PICTURED:** Jake Jewell, John Lamb, Alex Meyer, Garrett Richards, Blake Wood

**ANGELS OVERALL** The 2018 Angels completed their 58th MLB campaign (53rd in Anaheim) with an 80-82 mark, in fourth place in the A.L. West (-23.0)...Finished under .500 for a third consecutive season, first time for franchise since 1992-1994...First time with three consecutive full losing seasons since 1975-77...Club was 23-23-7 in 53 series...Finished 80-82 for a second straight season...Only other instance LAA finished with same mark in back-to-back campaigns came in 1987 & 1988 (75-87)...Angels were 49-48 before the All-Star break and 31-34 after...Halos were 42-39 at home, 38-43 on road...Angels were 11-21 vs. A.L. East, 22-12 vs. A.L. Central, 37-39 vs. A.L. West and 10-10 against N.L. foes...Club was a season-best 10 games over .500 on April 14 (13-3)...13-3 record thru 16 games established best start in Club history...Angels' 9-1 start on the road marked best in team history through 10 games...Halos fell to fourth place on June 26th and remained in spot for duration of season (97 consecutive days).

**HI, MY NAME IS...** 60 players (35 pitchers - 16 starters) appeared in 2018 to set the single-season franchise mark...16 players made MLB debuts breaking team record of 12 (1996 & 1975)...Halos made 290 transactions (40-man roster) from Opening Day until end of season to set a new team record (prev. 253 transactions in 2017)...LAA had a franchise record 15 players on D.L. simultaneously on two occasions...Angels sent 25 different players to the disabled list.

**SHELVED** The pitching staff was riddled with injuries again in 2018...14 pitchers spent time on the disabled list, including eight starters (all six in projected rotation - **Garrett Richards, Andrew Heaney, Tyler Skaggs, Shohei Ohtani, JC Ramirez & Nick Tropeano**)...By May 24th, nine LAA hurlers were on the D.L., including four of five projected in starting rotation (**Richards, Skaggs, Heaney & Tropeano**)...Six Angels pitchers underwent Tommy John surgery in 2018 (**Richards, Ohtani, Ramirez, John Lamb, Blake Wood & Keynan Middleton**).

**SEEING RED** Angels reached the three million mark in home attendance (3,020,216) for the 16th consecutive season, an active streak matched only by the **New York Yankees** (20 consecutive seasons).

**MR. 3,000!!!** On May 4th at **Seattle**, a fifth inning single off **Mike Leake** marked career hit #3,000 for **Albert Pujols**...

- Became 32nd player all-time to reach 3,000 hits, second in as many seasons (**Adrián Beltré**; July 30, 2017 vs. **Baltimore**).
- Fourth player in MLB history with at least 3,000 knocks and 600 HRs (**Hank Aaron, Willie Mays & Alex Rodriguez**).
- Sixth foreign-born player to reach 3,000 hits (second Dominican; **Beltre**).
- One of four players with 3,000 hits, 450 HRs & 600 doubles (**Aaron, Carl Yastrzemski, Beltre & Musial**).
- Joined **Rod Carew** (Aug. 4, 1985 vs. **Minnesota**) as only players to log 3,000th hit in an Angels' uniform.
- Matched **Stan Musial** and **Alex Rodriguez** as only players with 3+ MVP Awards and 3,000 hits.

**MILESTONE WATCH** **Albert Pujols** (633 HRs) enters 2019 ranked sixth on the all-time HR list (**Willie Mays** is fifth with 660 HRs)...He ranks 24th on all-time hit list with 3,082 (**Ichiro** is 23rd with 3,089)...**Pujols** needs 18 RBI to be just fifth player in history to reach 2,000 (**Hank Aaron** - 2,297, **Babe Ruth** - 2,214, **Alex Rodriguez** - 2,086 & **Cap Anson** - 2,075).





## FISH FACTS

+ **Mike Trout's** 64.3 WAR (Wins Above Replacement) is best ever by a player before age-27 season, just ahead of **Ty Cobb** (63.4) & **Mickey Mantle** (61.4)...Since 2012, he leads all MLB position players with a 63.8 WAR (next closest in span is **Paul Goldschmidt**; 39.8).

+ Finished second in MVP voting for fourth time, tying MLB record with **Stan Musial**, **Ted Williams** & **Albert Pujols**. **Trou**t also finished second in 2012, 2013 and 2015 (won in 2014 & 2016)...Named *Baseball America's Player of the Year* for the fourth time in 2018 (also 2016, 2013, 2012)...First MLB player to be honored four times by the publication.

+ Ranked in Top-10 in several A.L. offensive categories including average (.312; 4th), runs (101; 9th), HR (39; T4th), walks (122; 1st), times on base (279; 1st), OBP (.460; 1st), slugging (.628; 3rd) and OPS (1.088, 1st).

+ **Trou**t & **Willie Mays** are only players with three seasons of 30 HR/20 SB prior to their age-27 campaign...**Trou**t fell one stolen base shy of being fifth player all-time (first in A.L.) with 120 walks, 30 HRs & 25 stolen bases.

+ His 508 extra-base hits rank sixth by age-26 season (**Alex Rodriguez** has most - 569)...**Joe Medwick** is fifth (509 XBH)...Just second A.L. player with seven seasons of 60+ extra-base hits by age 26 season-or-younger (**Alex Rodriguez**)...Has 35+ HRs three times passing **Troy Glaus** (twice) for most in team annals.

+ Posted sixth career 100-run season, just seventh player all-time (third in A.L.) with six seasons of 100+ runs prior to age-27 season joining **Alex Rodriguez** (7), **Albert Pujols** (6), **Hank Aaron** (6), **Mickey Mantle** (6), **Mel Ott** (6) & **Bill Dahlen** (6).

+ Joined **Carl Yastrzemski** as only A.L. players to post a 120 BB/35 HR/20 SB season...Marked **Trou**t's third 100 R/100 BB season (also, 2013 & 2016)...Only players with more prior to age-27 campaign were **Mickey Mantle** (5) & **Frank Thomas** (4).

+ Established new club record with 122 walks, surpassing his old mark of 116 set in 2016...His .460 OBP also set a new club mark, breaking his own record of .442 in 2017...460 OBP was highest by an A.L. outfielder since **Mickey Mantle** in 1962 (.486).

+ Became first player in franchise history with seven consecutive 20+ HR seasons...Joined **Mickey Mantle** & **Alex Rodriguez** as only A.L. players to do so by their age-26 season.

+ One of five just five MLB players in 2018 with a 1.000 fielding percentage (min. 108 G), lone CF in baseball to do so...According to *Fangraphs*, eight defensive runs saved led A.L. CF's...Per *STATS*, **Trou**t's .940 Zone Rating also led A.L. CF's.

+ Logged 10.2 WAR in 2018, second in MLB...Marked third career 10+ WAR campaign...Only players in baseball history with more 10+ WAR seasons are **Babe Ruth** (9 seasons), **Willie Mays** (6) & **Rogers Hornsby** (6)...Joined **Ted Williams** as only players with 3, 10+ WAR seasons thru first eight campaigns.

+ Through seven full seasons, **Trou**t has ascended up several of Angels' all-time rankings: average; .307 (3rd), hits; 1,187 (8th), runs; 793 (5th), total bases; 2,219 (4th), extra-base hits; 508 (4th), triples; 44 (3rd), home runs; 240 (3rd), walks; 693 (3rd), stolen bases; 189 (2nd), on-base pct.; .416 (1st), slugging pct.; .573 (1st) and OPS; .990 (1st).

+ His seven ASG nods are most in franchise history, passing six nominations by **Jim Fregosi** & **Rod Carew**...Seventh A.L. player to start at least five All-Star games before age 27, joining **Joe DiMaggio** (6), **Mickey Mantle** (6), **Ivan Rodriguez** (6), **Rod Carew** (5), **Ken Griffey Jr.** (5) & **Al Kaline** (5).

+ With a **Silver Slugger** in 2018, became youngest player in history to win six times, ninth outfielder to win six times at any point in career: **Barry Bonds** (12), **Manny Ramirez** (8), **Ken Griffey Jr.** (7), **Vladimir Guerrero** (7), **Tony Gwynn** (7), **Juan Gonzalez** (6), **Kirby Puckett** (6) & **Sammy Sosa** (6).

## ANGELS AT A GLANCE

Final record .....	80-82
Home record .....	42-39
Road record .....	38-43
Pre-ASB record .....	49-48
Post-ASB record .....	31-34
Last 5 games .....	4-1 (won in 2014 & 2016)
Last 10 games .....	5-5
<b>Number of Days...</b>	
In First place .....	22
In Second place .....	23
In Third place .....	42
In Fourth place .....	97
In Fifth place .....	0

## WHEN ANGELS...

Score First .....	54-17
Score Second or Shutout .....	26-65
Score 3 runs or fewer .....	17-64
Score 4 runs or more .....	63-18
Allow 3 runs or fewer .....	55-13
Allow 4 runs or more .....	25-69
Lead after 6 innings .....	63-11
Trail after 6 innings .....	8-68
Tied after 6 innings .....	9-3
Lead after 7 innings .....	69-10
Trail after 7 innings .....	5-69
Tied after 7 innings .....	6-3
Lead after 8 innings .....	72-4
Trail after 8 innings .....	3-72
Tied after 8 innings .....	5-6
Extra innings .....	5-7
Comeback wins/losses .....	36-25
Win/lose in final at-bat .....	14-14
Walk-off wins/losses .....	7-5
Vs. LHSP .....	22-29
Vs. RHSP .....	58-53
Out-hit opponent .....	54-17
Out-hit by opponent .....	17-60
Opponent has equal hits .....	9-5
Collect 10-or-more hits .....	39-13
Allow 10-or-more hits .....	13-46
Hit a home run .....	64-54
Allow a home run .....	46-69
Commit an error .....	19-38
No errors .....	61-44

## MONTHLY RECORDS

Mar./Apr. ....	16-12 (14-13 in '17)
May .....	14-15 (14-15 in '17)
June .....	13-14 (14-14 in '17)
July .....	11-13 (9-13 in '17)
Aug. ....	12-15 (12-16 in '17)
Sept. ....	14-13 (11-17 in '17)

## 2018 SERIES RECORD

23-23-7





## PITCHING COMPARISON

### WITH A.L. RANKING

	2017	2018
ERA	4.20 (6th)	4.15 (8th)
BAA	.251 (6th)	.248 (7th)
WHIP	1.28 (6th)	1.32 (8th)
ERA - SP	4.38 (6th)	4.34 (7th)
ERA - RP	3.92 (5th)	3.90 (7th)
BB	483 (3rd)	546 (6th)
SO	1,312 (7th)	1,386 (6th)

## OFFENSIVE COMPARISON

### WITH A.L. RANKING

	2017	2018
RUNS	710 (11th)	721 (8th)
AVG	.243 (14th)	.242 (11th)
HR	186 (13th)	214 (5th)
SLG	.397 (15th)	.413 (7th)
OBP	.315 (11th)	.313 (10th)
XBH	451 (15th)	486 (8th)
OPS	.712 (15th)	.726 (8th)

**THE MANAGER** Mike Scioscia completed his final campaign with the Angels as the longest tenured manager in MLB (19th season)...The two-time A.L. Manager of the Year (2002 & 2009) guided the Club to six division crowns, seven postseason appearances and a World Championship (2002) from 2000 thru 2018...**Scioscia's** .536 winning pct. is best in franchise history (1,650-1,428)...His 1,650 wins rank 18th in MLB managerial history...One of only three MLB managers to reach 1,500 wins with one team (**Walter Alston; 2,040 wins & Tommy Lasorda; 1,599**)...Angels had one manager for 19 consecutive seasons (2000-2018) after a total of 12 managers in 19 seasons prior (1981-1999).

**TEAM BATTING** Angels batted .242 (11th in A.L.) with 721 runs (8th), 1,323 hits (13th), 214 home runs (5th), 486 extra-base hits (8th), 690 RBI (8th) and 89 stolen bases (6th)...Ranked 10th in OBP (.313), seventh in slugging (.413) and eighth in OPS (.726)...Club's .237 home average was lowest in A.L. while .246 road clip ranked seventh...Halo batters struck out fifth-fewest in A.L. (675) and walked 249 times (10th)...Club batted .249 with RISP to rank ninth in A.L.

**PITCHING RANKS** Halos' pitching staff ranked eighth in A.L. in ERA (4.15), eighth in shutouts (9), sixth in strikeouts (1,386), sixth in walks surrendered (546), seventh in fewest hits allowed (1,353), tied for fifth in HRs allowed (205), ninth in innings pitched (1,437.1), third in relief innings (632), 12th in saves (35) and seventh in batting average against (.248)...Bullpen tallied 632.0 IP, good for third in A.L.

**FIELD GOOD STORY** .987 team fielding percentage set a new club record (previously .986 done five times)...76 errors matched fewest in team annals (also 76 in a strike-shortened 1994 season)...LAA led MLB turning 173 double plays...Catchers 41.8 caught stealing pct. (33 of 79) led MLB.

**POWER POINT** Angels 214 home runs hit (5th in A.L.) were second-most long balls in team history (236 HRs in 2000)...114 HRs at home were third all-time (record is 130 HR at Big A in 2000).

**FOLLOW THE LEADER** Mike Trout led MLB in OBP (.460), OPS (1.088), OPS+ (199), offensive WAR (9.2), times on base (279), runs created (140) and intentional walks (25).

**SHO OFF** Shohei Ohtani became the first player in MLB history to hit 20+ home runs with 50+ pitching Ks in the same season...**Ohtani** and **Babe Ruth** (1919) are the only players in MLB history with 10 pitching outings and 20 HRs in a season (**Ohtani** is first ever with 20 HR, 10 SB and 10 pitching appearances)...**Ohtani's** 22 HRs (104 G) matched his professional career-high set in 2016 with the **Nippon-Ham Fighters**...He passed **Kenji Johjima** (18 HR w/ **Seattle** in 144 games in 2006) for most rookie HRs by a Japanese native...**Ohtani & Hideki Matsui** (5 times) are only Japanese players with 20+ HRs in a season...Reached 20 HRs in 91 non-pitching games, second-fastest Angel rookie to reach 20 homers (**Wally Joyner** hit 20 by 82nd game in 1986) & eighth rookie in Club history to reach 20 HRs (first since **Mike Trout** in 2012)...First Halo since **Tim Salmon** in 2000 to win A.L. Player of Week honors twice in a season (April 2-8 & Sept. 3-9).

**ROOKIE OF THE YEAR** Ohtani became the third player in Angels' history to Rookie of the Year honors joining **Tim Salmon** (1993) and **Mike Trout** (2012)...Fourth Japanese-born player to win award, joining **Hideo Nomo** (N.L., 1995), **Kazuhiro Sasaki** (A.L., 2000) and **Ichiro Suzuki** (A.L., 2001)...Finished with 137 points in balloting process, including 25 of 30 first place votes...Finished 48 points ahead of second place finisher **Miguel Andujar** of **New York Yankees** (89 points)...Finished batting .285 (93/326) with 59 runs scored, 21 doubles, two triples, 22 home runs, 61 RBI and 10 stolen bases. He led all A.L. rookies (min. 300 PA) in OPS (.925), on-base percentage (.361), and slugging percentage (.564) and posted the best rates of at-bats per home run (14.82) and RBI (5.34)...In his 10 starts as a pitcher, went 4-2 with a 3.31 ERA (51.2 IP - 19 ER) and his 63 strikeouts were the most by any pitcher in Angels history through his first 10 career starts...Allowed three-or-fewer runs in nine of 10 starts and held opponents to a .036 (2/55) batting average against his splitter...Named American League Rookie of Month in April & September and also received A.L. Rookie of the Week honors twice.

## 2018 OFFENSIVE LEADERS

AVG	.312	Trout
RUNS	101	Trout
HITS	162	Simmons
XBH	67	Trout
HR	39	Trout
RBI	85	Upton
OBP	.460	Trout
SLG	.628	Trout
OPS	1.088	Trout

## 2018 PITCHING LEADERS

WINS	10	Barria
GAMES	76	Alvarez
ERA- SP	3.51	Barria
ERA - RP	2.71	Alvarez
BAA	.214	Anderson
INNINGS	180.0	Heaney
K	180	Heaney
WHIP	1.16	Alvarez
SAVES	14	Parker







**SHORT STORY** For the second straight season, **Andrelton Simmons** led Angels in hits (162), just second shortstop in team history to lead the franchise in hits in consecutive seasons (164 hits in 2017)...**Jim Fregosi** did so on two occasions (1964-65 and 1967-68).

**UP-RISING** **Justin Upton** set the franchise record for home runs by a left fielder (30), breaking **Garret Anderson's** (29) previous mark...**Upton** is the first Halo outfielder (other than **Mike Trout**) with a 30-homer campaign since **Vlad Guerrero** in 2006 (33 HR).

**WORTH THE WAIT** After toiling in the minor leagues for 12 seasons, **Francisco Arcia** made his MLB debut July 26 vs. **Chicago White Sox** (2 for 4, HR, 4 RBI)...Combined to drive in a new Major League record 10 RBI in first two career games...Previous record belonged to **Joe Cunningham** (9 RBI in first two games with **St. Louis** in 1954)...Drove in six RBI in second game to become first Angel with a six-RBI game since **Adam Kennedy** April 18, 2000 (8 RBI)...Became first Halo to homer in first two big league games...On Sept. 20 at **Oakland**, **Arcia** became first player in MLB history to catch (innings 1-7), pitch (innings 8-9) & homer (9th inning) in same game.

**GOLD STANDARD** **Andrelton Simmons** took home a **Rawlings Gold Glove** for the second straight season and fourth time of career (2013 & 2014 with **Braves** & 2017 with **Angels**)...Just eighth player in MLB history to win multiple Gold Gloves in each league - joins **Omar Vizquel** as only shortstops to do so...10th player to win award multiple times in Angels uniform...In 2018 he ranked tied for second among A.L. shortstops with a .984 fielding pct. (610 TC/10 E)...His 21 Defensive Runs Saved (DRS), 4.38 total chances per game and 114 double plays turned led A.L....Led MLB shortstops with 228 putouts...Lead MLB in 2018 with a 19.7 Ultimate Zone Rating (UZR) - *FanGraphs*...Since joining LAA in 2016, his 71 DRS are second most in MLB...Thru 925 career games, **Simmons'** defensive WAR is 23.3 - *best by any shortstop in MLB history*...**Simmons** also took home the **Wilson Defensive Player of the Year Award**, the first player ever to capture the award five times.

**EVERYDAY JOSE** **Jose Alvarez's** 76 appearances tied **Francisco Rodriguez** (2008) & **Joe Smith** (2014) for second-most appearances by Halo pitcher in a single season (**Scot Shields** owns record with 78 in 2005)...Since 2016, **Alvarez's** 204 games pitched rank tied for fourth in A.L.

**FLETCH LIVES** Rookie **David Fletcher** made his MLB debut June 13th vs. **Seattle** (3-for-4)...From his debut to a season-ended injury on Sept. 16th, ranked in Top 5 by A.L. rookies in several categories including, average (.275, 3rd), hits (78, 2nd), doubles (18, 3rd), runs (35, T4th) and OBP (.316, 4th)...Hit .350 (89/254) with 25 doubles, five triples, six home runs, 35 RBI and 55 runs scored in AAA...Was leading PCL in hits, doubles, extra-base hits & runs at time of promotion.

**POWER & SPEED** **Shohei Ohtani** (104 G) and **Ronald Acuña Jr.** of the **Atlanta Braves** (111 G) were the only MLB rookies in 2018 to have 20 HRs & 10 stolen bases...**Ohtani** became just the third Angels' rookie with 20 HRs & 10 SBs joining **Devon White** (1987) & **Mike Trout** (2012)...**Ohtani** joined **Ichiro Suzuki** (2005) & **Tadahito Iguchi** (2005 and 2006) as only Japanese players to hit 15+ HRs with 10+ SBs.

**ABOUT BARRIA** **Jaime Barria** ranked among A.L. rookie pitchers in several categories including wins (10; 3rd), innings pitched (129.1; 3rd), ERA (3.41, 5th - min. 10 GS), strikeouts (98; 4th) and batting average against (.242, 5th - (min. 10 GS)...First Halo pitcher to record 10+ wins in first MLB season since **Jose Arredondo** (10 wins in 2008).

**SKAGGS STUFF** **Tyler Skaggs** made 10 road starts before the All-Star Break pitching to a 5-2 record and 2.11 ERA (59.2 IP - 14 ER)...His road ERA ranked third in MLB behind **Jacob deGrom** (1.79) and **Justin Verlander** (1.99) in first half...In five June starts, he went 3-1 with a 0.84 ERA (32 IP - 3 ER) and 36 strikeouts overall...Established lowest June ERA in Angels history (min. 30 IP).

**HEAN MACHINE** **Andrew Heaney** set career highs in wins (9), starts (30), strikeouts (180) & innings pitched (180.0)...First Angel to reach 18+ Ks since 2013 (**C.J. Wilson**; 188)...Just third Angels' lefty with 5+ games of 10-or-more strikeouts in a season (**Frank Tanana**; 1975-1977 & **Chuck Finley**; 1996)...2018 **Nick Adenhart Award** recipient (top pitcher as voted by teammates) & the LAA's **Roberto Clemente Award** honoree.

**ALL-STAR REGULAR** In the 2018 All-Star Game in Washington, D.C., **Mike Trout** went 1-for-2 with a run, HR, RBI and walk...In his ASG career (seven games voted; six games played), Trout is 7-for-15 (.467) with two doubles, one triple, two home runs, four RBI and three walks...Joined **Willie Mays** and **Joe Morgan** as only players with a hit in each of their first six All-Star Games...Just one of three A.L. players with multiple ASG HRs before turning 27, joining **Al Kaline** & **Mickey Mantle**, and one of four A.L. players with at least five career ASG extra-base hits, joining **Ted Williams** (7), **Dave Winfield** (5) and **Cal Ripken Jr.** (5)...Among players with at least 15 career ASG plate appearances, **Trout's** 1.689 OPS ranks first all-time...His .467 average ranks fourth behind **Charlie Gehringer** (.500; 10/20), **Ted Kluszewski** (.500; 7/14) & **Derek Jeter** (.481; 13/27).

**NICK ADENHART AWARD** The **Nick Adenhart Award**, annually voted on by Angels players, goes to the top pitching performer for the season...2018 recipient was **Andrew Heaney**...He set career highs in wins (9), starts (30), strikeouts (180) & innings pitched (180.0).

**TEAM MVP** For the seventh straight season, **Mike Trout** was voted by his teammates as the Angels Most Valuable Player (extending his club record)...In 140 games, he batted .312 (147/471) with 101 runs scored, 24 doubles, four triples, 39 home runs, 79 RBI, 122 walks, 79 RBI, 24 stolen bases, .460 OBP and 1.088 OPS.

**HALL OF A CAREER** On July 29th, **Vladimir Guerrero** became the first player inducted into the **Hall of Fame in Cooperstown** as an Angel...From 2004-09 with LAA, batted .319 (1034/3237) with 194 doubles, 173 HRs & 616 RBI in 846 games...Guided Halos to five division crowns in the six seasons with Club...His .319 career average is highest in franchise history...Named 2004 A.L. MVP after batting .337, with 39 HRs, 126 RBI, a league-leading 124 runs and a franchise record 366 total bases.





# 2018 DAY-BY-DAY

Game	Date	Opp.	W-L	Score	WINNER	LOSER	Rec.	Pos.	GA/GB	Attd.	Total		
1	3/29	@OAK	L	5-6 (11)	Hatcher (1-0)	Ramirez, N. (0-1)	0-1	T4	-1	27,764	27,764		
2	3/30	@OAK	W	2-1	Skaggs (1-0)	Manaea (0-1)	1-1	T2	-0.5	27,665	55,429		
3	3/31	@OAK	W	8-3	Shoemaker (1-0)	Mengden (0-1)	2-1	T1	-	17,012	72,441		
4	4/1	@OAK	W	7-4	Ohtani (1-0)	Gossett (0-1)	3-1	T1	-	16,444	87,085		
5	4/2	CLE	L	0-6	Clevinger (1-0)	Ramirez, JC (0-1)	3-2	3	-1	*43,904	43,904		
6	4/3	CLE	W	13-2	Richards (1-0)	Tomlin (0-1)	4-2	3	-1	35,007	78,911		
7	4/4	CLE	W	3-2 (13)	Ramirez, N. (1-1)	McAllister (0-1)	5-2	2	-1	32,412	111,323		
-	4/5	OFF DAY											
8	4/6	OAK	W	13-9	Johnson (1-0)	Treinen (0-1)	6-2	T1	-	36,023	147,346		
9	4/7	OAK	L	3-7	Triggs (1-0)	Ramirez, JC (0-2)	6-3	2	-1	40,129	187,475		
10	4/8	OAK	W	6-1	Ohtani (2-0)	Graveman (0-2)	7-3	2	-1	*44,742	232,217		
11	4/9	@TEX	W	8-3	Álvarez (1-0)	Fister (1-2)	8-3	2	-1	16,718	103,803		
12	4/10	@TEX	W	11-1	Skaggs (2-0)	Perez, M. (1-1)	9-3	T1	-	18,697	122,500		
13	4/11	@TEX	W	7-2	Barria (1-0)	Moore (0-3)	10-3	1	+1	20,363	142,863		
14	4/12	@KC	W	7-1	Tropeano (1-0)	Kennedy (1-1)	11-3	1	+1.5	14,714	157,577		
15	4/13	@KC	W	5-4	Wood (1-0)	Grimm (0-2)	12-3	1	+1.5	15,011	172,588		
16	4/14	@KC	W	5-3	Richards (2-0)	Junis (2-1)	13-3	1	+2.5	15,876	188,464		
-	4/15	@KC	PPD	(GAME RESCHEDULED FOR JUNE 25)									
-	4/16	OFF DAY											
17	4/17	BOS	L	1-10	Price (2-1)	Ohtani (2-1)	13-4	1	+2.5	*44,822	277,039		
18	4/18	BOS	L	0-9	Porcello (4-0)	Skaggs (2-1)	13-5	1	+1.5	34,508	311,547		
19	4/19	BOS	L	2-8	Rodriguez (2-0)	Tropeano (1-1)	13-6	1	+0.5	36,253	347,800		
20	4/20	SF	L	1-8	Samardzija (1-0)	Heaney (0-1)	13-7	2	-0.5	37,494	385,294		
21	4/21	SF	W	4-3	Richards (3-0)	Holland (0-3)	14-7	2	-0.5	*42,666	427,960		
22	4/22	SF	L	2-4	Cueto (2-0)	Barria (1-1)	14-8	2	-1.5	*44,544	472,504		
23	4/23	@HOU	W	2-0	Skaggs (3-1)	Cole (1-1)	15-8	2	-0.5	29,606	218,070		
24	4/24	@HOU	W	8-7	Johnson (2-0)	Smith (2-1)	16-8	1	+0.5	36,457	254,527		
25	4/25	@HOU	L	2-5	Verlander (4-0)	Tropeano (1-2)	16-9	2	-0.5	29,777	284,304		
-	4/26	OFF DAY											
26	4/27	NY Yankees	L	3-4 (10)	Robertson (1-1)	Parker (0-1)	16-10	2	-0.5	40,416	512,920		
27	4/28	NY Yankees	L	1-11	Tanaka (4-2)	Richards (3-1)	16-11	2	-1.5	*44,649	557,569		
28	4/29	NY Yankees	L	1-2	Sabathia (2-0)	Skaggs (3-2)	16-12	3	-2.5	*44,593	602,162		
-	4/30	OFF DAY											

MAR./APR. TOTALS	W-L	AVG	HR	RUNS PER GAME	ERA	STARTERS	RELIEVERS
	16-12	.245	38	4.6	4.13	5.06	3.12

29	5/1	BAL	W	3-2	Bredosian (1-0)	Brach (0-1)	17-12	3	-2	32,345	634,507
30	5/2	BAL	W	10-7	Heaney (1-1)	Bundy (1-4)	18-12	2	-1	32,156	666,663
31	5/3	BAL	W	12-3	Barria (2-1)	Tillman (1-5)	19-12	T1	-	35,879	702,542
32	5/4	@SEA	W	5-0	Richards (4-1)	Leake (3-3)	20-12	T1	-	41,705	326,009
33	5/5	@SEA	L	8-9 (11)	Johnson (2-1)	Goeddel (1-0)	20-13	T1	-	36,977	362,986
34	5/6	@SEA	W	8-2	Ohtani (3-1)	Hernandez (4-3)	21-13	1	+1	40,142	403,128
-	5/7	OFF DAY									
35	5/8	@COL	L	2-4	Gray (4-4)	Heaney (1-2)	21-14	2	-0.5	33,144	436,272
36	5/9	@COL	W	8-0	Barria (3-1)	Anderson (2-1)	22-14	2	-0.5	33,689	469,961
37	5/10	MIN	W	7-4	Álvarez (2-0)	Berrios (3-4)	23-14	T1	-	30,127	732,669
38	5/11	MIN	L	4-5	Magill (1-0)	Anderson (0-1)	23-15	T1	-	*43,521	776,190
39	5/12	MIN	L	3-5 (12)	Hildenberger (1-0)	Ramirez, N. (1-2)	23-16	2	-1	40,117	816,307
40	5/13	MIN	W	2-1	Parker (1-1)	Duke (2-2)	24-16	2	-1	38,029	854,336
41	5/14	HOU	W	2-1	Heaney (2-2)	McCullers (5-2)	25-16	T1	-	28,22	982,565
42	5/15	HOU	L	3-5	McHugh (1-0)	Álvarez (2-1)	25-17	2	-1	28,358	910,923
43	5/16	HOU	L	0-2	VERLANDER (5-2)	Richards (4-2)	25-18	2	-2	28,078	939,001
44	5/17	TB	L	1-7	Archer (3-3)	Skaggs (3-3)	25-19	2	-2.5	30,487	969,488
45	5/18	TB	L	3-8	Snell (5-3)	Tropeano (1-3)	25-20	3	-3.5	40,067	1,009,555
46	5/19	TB	L	3-5	Yarborough (4-2)	Heaney (2-3)	25-21	3	-3.5	37,232	1,046,787
47	5/20	TB	W	5-2	Ohtani (4-1)	Andriese (1-2)	26-21	3	-3.5	38,560	1,085,347
-	5/21	OFF DAY									
48	5/22	@TOR	L	3-5	Happ (6-3)	Richards (4-3)	26-22	3	-4.5	21,480	491,441
49	5/23	@TOR	W	5-4	Anderson (1-1)	Clippard (4-2)	27-22	3	-4.5	25,504	516,945
50	5/24	@TOR	W	8-1	Anderson (2-3)	Estrada (2-5)	28-22	3	-4.5	43,344	560,289
51	5/25	@NYY	L	1-2	Green (3-0)	Johnson (2-2)	28-23	3	-5.5	46,056	606,345
52	5/26	@NYY	W	11-4	Barria (4-1)	Gray (3-4)	29-23	3	-4.5	44,565	650,910
53	5/27	@NYY	L	1-3	Tanaka (6-2)	Richards (4-4)	29-24	3	-4.5	46,109	697,019
54	5/28	@DET	L	3-9	Boyd (3-4)	Skaggs (3-4)	29-25	3	-5.5	20,857	717,876
55	5/29	@DET	W	9-2	Tropeano (3-3)	Fulmer (2-4)	30-25	3	-4.5	17,397	735,273
56	5/30	@DET	L	1-6	Coleman (2-0)	Bredosian (1-1)	30-26	3	-4.5	19,494	754,767
57	5/31	@DET	L	2-6	Saupold (3-1)	Heaney (2-4)	30-27	3	-5.5	24,696	779,463

MAY TOTALS	W-L	AVG	HR	RUNS PER GAME	ERA	STARTERS	RELIEVERS
	14-15	.252	36	4.6	3.48	2.86	4.63

Pitchers in CAPS represent complete game  
 \*Denotes home sellout

# 2018 DAY-BY-DAY



Game	Date	Opp.	W-L	Score	WINNER	LOSER	Rec.	Pos.	GA/GB	Attd.	Total
58	6/1	TEX	W	6-0	Barria (5-1)	Colon (2-3)	31-27	3	-5.5	33,511	1,118,858
59	6/2	TEX	L	2-3 (10)	Diekmann (1-0)	Álvarez (2-2)	31-28	3	-5.5	*44,603	1,163,461
60	6/3	TEX	W	3-1	Skaggs (4-4)	Fister (1-6)	32-28	3	-5.5	33,541	1,197,002
61	6/4	KC	W	9-6	Bedrosian (2-1)	Hill (1-2)	33-28	3	-5.0	32,553	1,229,555
62	6/5	KC	W	1-0	HEANEY (3-4)	Keller (1-2)	34-28	3	-5.0	31,514	1,261,069
63	6/6	KC	W	4-3	Bedrosian (3-1)	Barlow (1-1)	35-28	3	-4.5	36,512	1,297,581
-	6/7	OFF DAY									
64	6/8	@MIN	W	4-2	Ramirez, N. (2-2)	Pressly (0-1)	36-28	3	-4.5	28,383	807,846
65	6/9	@MIN	W	2-1	Skaggs (5-4)	Gibson (1-4)	37-28	3	-3.5	24,061	831,907
66	6/10	@MIN	L	5-7	Romero (3-2)	Tropeano (3-4)	37-29	3	-4.5	28,656	860,563
67	6/11	@SEA	L	3-5	LeBlanc (2-0)	Heaney (3-5)	37-30	3	-5.5	20,116	880,679
68	6/12	@SEA	L	3-6	Leake (7-3)	Barria (5-2)	37-31	3	-6.5	20,402	901,081
69	6/13	@SEA	L	6-8	Elias (2-0)	Drake (0-1)	37-32	3	-7.5	28,236	929,317
-	6/14	OFF DAY									
70	6/15	@OAK	W	8-4	Skaggs (6-4)	Bassitt (0-2)	38-32	3	-7.5	18,356	947,673
71	6/16	@OAK	L	4-6	Manaea (6-6)	Ramirez (2-3)	38-33	3	-8.5	19,185	966,858
72	6/17	@OAK	L	5-6 (11)	Treinen (4-1)	Jewell (0-1)	38-34	3	-9.5	21,217	988,075
73	6/18	ARI	L	4-7	Greinke (6-5)	Barria (5-3)	38-35	3	-10.5	33,809	1,331,390
74	6/19	ARI	W	5-4	Álvarez (3-2)	Koch (5-4)	39-35	3	-9.5	33,088	1,364,478
-	6/20	OFF DAY									
75	6/21	TOR	W	8-5	Ramirez (3-3)	Axford (1-1)	40-35	3	-9.5	30,416	1,394,894
76	6/22	TOR	W	2-1	Heaney (4-5)	Estrada (4-7)	41-35	3	-8.5	38,028	1,432,922
77	6/23	TOR	L	1-4	Oh (3-2)	Anderson (1-2)	41-36	3	-9.5	40,612	1,473,534
78	6/24	TOR	L	6-7 (10)	Tepera (5-2)	Robles (2-3)	41-37	3	-10.5	33,102	1,506,636
79	6/25	@KC	L	0-2	Keller (2-2)	Skaggs (6-5)	41-38	T3	-10.5	19,535	1,007,610
80	6/26	@BOS	L	1-9	Price (9-5)	Lamb (0-1)	41-39	4	-11.5	37,366	1,044,976
81	6/27	@BOS	L	6-9	Barnes (2-2)	Álvarez (3-3)	41-40	4	-12.5	37,521	1,082,497
82	6/28	@BOS	L	2-4	Velazquez (6-0)	Barria (5-4)	41-41	4	-13.5	36,992	1,119,489
83	6/29	@BAL	W	7-1	Peña (1-0)	Hess (2-5)	42-41	4	-12.5	24,007	1,143,496
84	6/30	@BAL	W	6-2	Anderson (2-2)	Givens (0-6)	43-41	4	-11.5	38,838	1,182,334

JUNE TOTALS	W-L	AVG	HR	RUNS PER GAME	ERA	STARTERS	RELIEVERS
	13-14	.240	39	4.2	3.94	3.62	4.39

85	7/1	@BAL	L	2-8	Gausman (4-6)	McGuire (0-1)	43-42	4	-11.5	18,351	1,200,685
-	7/2	OFF DAY									
86	7/3	@SEA	L	1-4	LeBlanc (4-0)	Heaney (4-6)	43-43	4	-12.5	38,624	1,239,309
87	7/4	@SEA	W	7-4	Richards (5-4)	Leake (8-5)	44-43	4	-12.5	39,518	1,278,827
88	7/5	@SEA	L	1-4	Gonzales (9-5)	Barria (5-5)	44-44	4	-13.5	32,128	1,310,955
89	7/6	LAD	W	3-2	Parker (2-1)	Jansen (0-2)	45-44	4	-13.5	*44,323	1,550,959
90	7/7	LAD	L	1-3	Stripling (7-2)	Cole (0-1)	45-45	4	-14.5	*44,409	1,595,368
91	7/8	LAD	W	4-3	Heaney (5-6)	Chargois (2-2)	46-45	4	-14.5	42,213	1,637,581
-	7/9	OFF DAY									
92	7/10	SEA	W	9-3	Ramirez (4-3)	Leake (8-6)	47-45	4	-14.0	33,092	1,670,673
93	7/11	SEA	L	0-3	Gonzales (10-5)	Barria (5-6)	47-46	4	-14.0	35,591	1,706,264
94	7/12	SEA	W	11-2	Skaggs (7-5)	Paxton (8-4)	48-46	4	-13.0	*44,027	1,750,291
95	7/13	@LAD	L	2-3	Ferguson (2-1)	Bedrosian (3-2)	48-47	4	-14.0	53,368	1,364,323
96	7/14	@LAD	W	5-4 (10)	Álvarez (4-3)	Jansen (0-3)	49-47	4	-14.0	53,797	1,418,120
97	7/15	@LAD	L	3-5	Maeda (7-5)	Cole (0-2)	49-48	4	-14.0	47,871	1,465,991

- 7/16 - 7/19 ALL-STAR BREAK (@ WASHINGTON)

98	7/20	HOU	L	1-3	Keuchel (8-8)	Skaggs (7-6)	49-49	4	-15.0	42,422	1,792,713
99	7/21	HOU	L	0-7	Verlander (10-5)	Tropeano (3-5)	49-50	4	-16.0	*44,264	1,836,977
100	7/22	HOU	W	14-5	Heaney (6-6)	McCullers Jr. (10-5)	50-50	4	-15.0	35,298	1,869,275
101	7/23	CWS	L	3-5	Giolito (7-8)	Barria (5-7)	50-51	4	-15.5	35,285	1,904,560
102	7/24	CWS	L	2-4	Rodon (3-3)	Peña (1-1)	50-52	4	-16.5	33,937	1,938,497
103	7/25	CWS	W	11-3	Skaggs (8-6)	Shields (4-12)	51-52	4	-15.5	34,321	1,972,818
104	7/26	CWS	W	12-8	Tropeano (4-5)	Covey (4-6)	52-52	4	-15.0	33,826	2,006,644
105	7/27	SEA	W	4-3 (10)	Johnson (3-2)	Nicasio (1-5)	53-52	4	-14.0	42,336	2,048,980
106	7/28	SEA	W	11-5	Barria (6-7)	Hernández (8-9)	54-52	4	-13.0	43,325	2,092,305
107	7/29	SEA	L	5-8	Gonzales (12-5)	Peña (1-2)	54-53	4	-12.5	35,396	2,127,701
-	7/30	OFF DAY									
108	7/31	@TB	L	6-10	Yarbrough (10-5)	Skaggs (8-7)	54-54	4	-13.5	15,858	1,481,849

JULY TOTALS	W-L	AVG	HR	RUNS PER GAME	ERA	STARTERS	RELIEVERS
	11-13	.255	35	4.9	4.33	5.04	3.38

Pitchers in CAPS represent complete game  
\*Denotes home sellout

2018 REVIEW





# 2018 DAY-BY-DAY

Game	Date	Opp.	W-L	Score	WINNER	LOSER	Rec.	Pos.	GA/GB	Attd.	Total
109	8/1	@TB	L	2-7	Faria (4-3)	Tropeano (4-6)	54-55	4	-14.5	9,132	1,490,981
110	8/2	@TB	L	2-4	Beeks (1-1)	Heaney (6-7)	54-56	4	-15.0	10,988	1,501,969
111	8/3	@CLE	W	7-4	Anderson (3-2)	Perez (0-1)	55-56	4	-15.0	35,242	1,537,211
112	8/4	@CLE	L	0-3	Klubler (14-6)	Peña (1-3)	55-57	4	-16.0	34,814	1,572,025
113	8/5	@CLE	L	3-4	Bieber (6-2)	McGuire (0-2)	55-58	4	-16.0	28,993	1,601,018
114	8/6	DET	W	6-2	Tropeano (5-6)	Boyd (6-10)	56-58	4	-16.0	34,073	2,161,774
115	8/7	DET	W	11-5	Heaney (7-7)	Turner (0-1)	57-58	4	-16.0	35,824	2,197,598
116	8/8	DET	W	6-0	Barria (7-7)	Hardy (4-4)	58-58	4	-15.5	38,832	2,235,430
-	8/9	OFF DAY									
117	8/10	OAK	W	4-3	Johnson (4-2)	Trivino (8-2)	59-58	4	-14.0	42,722	2,278,152
118	8/11	OAK	L	0-7	E. Jackson (4-2)	Skaggs (8-8)	59-59	4	-14.0	39,425	2,317,577
119	8/12	OAK	L	7-8	Rodney (4-2)	Johnson (4-3)	59-60	4	-14.0	38,364	2,355,941
120	8/13	@SD	W	6-3 (10)	Bedrosian (4-2)	Stammen (5-2)	60-60	4	-13.5	22,609	1,623,627
121	8/14	@SD	W	7-3	Barria (8-7)	Kennedy (0-2)	61-60	4	-12.5	21,747	1,645,374
122	8/15	@SD	W	3-2	Álvarez (5-3)	Yates (4-1)	62-60	4	-12.5	22,851	1,668,225
123	8/16	@TEX	L	6-8	Moore (2-6)	Anderson (3-3)	62-61	4	-13.0	18,398	1,686,623
124	8/17	@TEX	L	4-6	Hutchinson (1-1)	Despaigne (0-1)	62-62	4	-13.0	27,816	1,714,439
125	8/18	@TEX	W	11-7	Bedrosian (5-2)	Butler (1-2)	63-62	4	-12.0	24,768	1,739,207
126	8/19	@TEX	L	2-4	Moore (3-6)	N. Ramirez (4-4)	63-63	4	-12.0	26,681	1,765,888
-	8/20	OFF DAY									
127	8/21	@ARI	L	4-5	Boxberger (2-4)	Bedrosian (5-3)	63-64	4	-13.5	30,420	1,796,308
128	8/22	@ARI	L	1-5	Buchholz (7-2)	Despaigne (0-2)	63-65	4	-14.5	23,584	1,819,892
-	8/23	OFF DAY									
129	8/24	HOU	L	3-9	Keuchel (10-10)	Heaney (7-8)	63-66	4	-15.5	42,788	2,398,729
130	8/25	HOU	L	3-8	Verlander (13-8)	Barria (8-8)	63-67	4	-16.5	41,654	2,440,383
131	8/26	HOU	L	1-3	Valdez (2-0)	Peña (1-4)	63-68	4	-17.5	37,530	2,477,913
132	8/27	COL	W	10-7	Johnson (5-3)	Ottavino (6-3)	64-68	4	-17.5	35,305	2,513,218
133	8/28	COL	L	2-3	Freeland (12-7)	N. Ramirez (4-5)	64-69	4	-17.5	35,207	2,548,425
-	8/29	OFF DAY									
134	8/30	@HOU	W	5-2	Heaney (8-8)	Verlander (13-9)	65-69	4	-17.0	30,371	1,850,263
135	8/31	@HOU	W	3-0	Barria (9-8)	Valdez (2-1)	66-69	4	-16.0	35,675	1,885,938

AUG. TOTALS	W-L	AVG	HR	RUNS PER GAME	ERA	STARTERS	RELIEVERS
	12-15	.243	28	4.4	4.48	5.52	3.32

136	9/1	@HOU	L	3-7	Smith (5-1)	Bedrosian (5-4)	66-70	4	-17.0	41,662	1,927,560
137	9/2	@HOU	L	2-4	Cole (13-5)	Ohtani (4-2)	66-71	4	-18.0	41,506	1,969,066
138	9/3	@TEX	W	3-1	Cole (1-2)	Curtis (0-1)	67-71	4	-18.0	21,048	1,990,114
139	9/4	@TEX	L	2-4	Minor (11-7)	Heaney (8-9)	67-72	4	-19.0	17,625	2,007,739
140	9/5	@TEX	W	9-3	Barria (8-10)	Colon (7-12)	68-72	4	-19.0	19,966	2,027,735
-	9/6	OFF DAY									
141	9/7	@CWS	W	5-2	Peña (2-4)	Rodon (6-5)	69-72	4	-19.0	18,236	2,045,971
142	9/8	@CWS	W	12-3	Shoemaker (2-0)	Shields (6-16)	70-72	4	-19.0	27,146	2,073,117
143	9/9	@CWS	W	1-0	Heaney (9-9)	Hamilton (0-1)	71-72	4	-18.0	24,020	2,097,137
144	9/10	TEX	L	2-5	Minor (12-7)	Barria (10-9)	71-73	4	-19.0	32,891	2,581,316
145	9/11	TEX	W	1-0	Ramirez (5-5)	Sampson (0-1)	72-73	4	-19.0	33,756	2,615,072
146	9/12	TEX	W	8-1	Peña (3-4)	Gallardo (8-5)	73-73	4	-19.0	33,028	2,648,100
147	9/13	SEA	L	2-8	Leake (10-9)	Despaigne (0-3)	73-74	4	-19.5	33,328	2,681,428
148	9/14	SEA	L	0-5	Warren (3-2)	Shoemaker (2-1)	73-75	4	-19.5	39,872	2,721,300
149	9/15	SEA	L	5-6	Pazos (4-1)	Álvarez (5-4)	73-76	4	-20.5	42,292	2,763,592
150	9/16	SEA	W	4-3	Cole (2-2)	Vincenz (3-4)	74-76	4	-20.5	35,578	2,799,170
-	9/17	OFF DAY									
151	9/18	@OAK	W	9-7	Ramirez (6-5)	Trivino (8-3)	75-76	4	-20.5	15,031	2,112,168
152	9/19	@OAK	L	0-10	Anderson (4-5)	Peña (3-5)	75-77	4	-20.0	16,425	2,128,593
153	9/20	@OAK	L	3-21	Jackson (6-3)	Shoemaker (2-2)	75-78	4	-20.5	17,217	2,145,810
154	9/21	@HOU	L	3-11	Cole (15-5)	Heaney (9-10)	75-79	4	-21.5	39,977	2,185,787
155	9/22	@HOU	L	5-10	McHugh (6-2)	Buttrey (0-1)	75-80	4	-22.5	41,822	2,227,609
156	9/23	@HOU	L	2-6	Valdez (4-1)	Skaggs (8-9)	75-81	4	-23.5	43,247	2,270,856
157	9/24	TEX	W	5-4 (11)	Cole (3-2)	Moore (3-8)	76-81	4	-23.5	29,052	2,828,222
158	9/25	TEX	W	4-1	Ramiez (7-5)	Gallardo (8-7)	77-81	4	-23.5	36,308	2,864,530
159	9/26	TEX	W	3-2	Álvarez (6-4)	Martin (1-5)	78-81	4	-22.5	35,991	2,900,521
-	9/27	OFF DAY									
160	9/28	OAK	W	8-5	Cole (4-2)	Fiers (12-8)	79-81	4	-22.5	35,041	2,935,562
161	9/29	OAK	L	2-5	Cahill (7-4)	Skaggs (8-10)	79-82	4	-24.0	43,762	2,979,324
162	9/30	OAK	W	5-4	Bridwell (1-0)	Hatcher (3-3)	80-82	4	-23.0	36,892	3,016,216

SEPT. TOTALS	W-L	AVG	HR	RUNS PER GAME	ERA	STARTERS	RELIEVERS
	14-13	.216	38	4.0	4.63	4.49	4.78

Pitchers in CAPS represent complete game

\*Denotes home sellout

# 2018 HIGHS AND LOWS



## TEAM BATTING

Runs, Game, Angels	14	-	7/22 vs. HOU
Runs, Game, Opponents	21	-	9/20 @ OAK
Runs, Inning, Angels	7	-	Twice; 7/22 vs. HOU (7th) & 8/7 vs. DET (1st)
Runs, Inning, Opponents	9	-	9/22 @ HOU (8th)
Hits, Game, Angels	18	-	4/10 @ TEX
Hits, Game, Opponents	18	-	8/6 vs. OAK
Hits, Inning, Angels	7	-	Twice; 5/3 @ SEA (6th) & 8/2 vs. PHI (3rd)
Hits, Inning, Opponents	22	-	9/20 @ OAK
Extra-Base Hits, Game, Angels	9	-	Twice; 7/26 vs. CWS & 7/28 vs. SEA
Extra-Base Hits, Game, Opponents	10	-	6/26 @ BOS
Home Runs, Game, Angels	5	-	4/3 vs. CLE
Home Runs, Game, Opponents	6	-	Twice; 4/17 vs. BOS & 7/26 vs. CWS
Home Runs, Inning, Angels	2	-	Several; last, 9/24 vs. TEX
Home Runs, Inning, Opponents	3	-	Several; last, 7/26 vs. TEX
Singles, Game, Angels	15	-	4/10 @ TEX
Singles, Game, Opponents	15	-	9/20 @ OAK
Doubles, Game, Angels	7	-	7/28 vs. SEA
Doubles, Game, Opponents	6	-	6/26 @ BOS
Triples, Game, Angels	2	-	6/13 @ SEA
Triples, Game, Opponents	2	-	5/2 vs. BAL
Total Bases, Game, Angels	32	-	7/26 vs. CWS
Total Bases, Game, Opponents	35	-	9/20 @ OAK
Left on Base, Angels	16	-	5/12 vs. MIN
Left on Base, Opponents	11	-	Several; last, 7/14 @ LAD
Stolen Bases, Game, Angels	4	-	9/4 @ TEX
Stolen Bases, Game, Opponents	3	-	Several; last, 8/1 @ TB
Stolen Bases, Inning, Angels	2	-	Several; last, 9/28 vs. OAK (2nd)
Stolen Bases, Inning, Opponents	2	-	8/1 @ TB (8th)
Caught Stealing, Game, Angels	2	-	9/16 vs. SEA
Caught Stealing, Game, Opponents	3	-	6/25 @ KC
Sacrifice Hits, Game, Angels	1	-	Several; last, 8/18 @ TEX
Sacrifice Hits, Game, Opponents	2	-	Several; last, 9/21 @ HOU
Sacrifice Flies, Game, Angels	3	-	5/20 @ TB
Sacrifice Flies, Game, Opponents	3	-	4/27 vs. NYY
Pinch-Hits, Game, Angels	1	-	Several; last, 9/24 vs. TEX
Pinch-Hitters Used, Game, Angels	3	-	Several; last, 9/4 @ TEX

## TEAM FIELDING

Double Plays, Game, Angels	3	-	Several; last, 9/20 vs. OAK
Double Plays, Game, Opponents	3	-	Several; last, 9/26 vs. TEX
Errors, Game, Angels	4	-	9/1 @ HOU
Errors, Inning, Angels	2	-	Several; last, 9/28 vs. OAK
Errors, Game, Individual	2	-	Francisco Arica, 9/1 @ HOU

## TEAM PITCHING

Strikeouts, Game, Angels	17	-	4/21 vs. SF
Strikeouts, Game, Opponents	15	-	Twice; 8/30 @ HOU & 9/22 @ HOU
Base on Balls, Game, Angels	10	-	4/7 vs. OAK
Base on Balls, Game, Opponents	12	-	5/12 vs. MIN
Hit Batters, Game, Angels	5	-	8/12 vs. OAK
Fewest Hits Allowed, 9 innings, Angels	1	-	Twice; 4/3 vs. CLE & 6/5 vs. KC
Fewest Hits Allowed, 9 innings, Opponents	2	-	Several; last, 9/11 vs. TEX
Fewest Hits Allowed, Extra Innings, Angels	4	-	6/2 vs. TEX
Fewest Hits Allowed, Extra Innings, Opponents	6	-	Several; last, 6/2 vs. TEX
Pitchers Used, Game, Angels	9	-	4/4 vs. CLE





# 2018 HIGHS AND LOWS

## INDIVIDUAL BATTING

At-Bats, Game	6	-	Several; last, Ian Kinsler, 6/17 at OAK
Runs, Game	4	-	Shohei Ohtani, 9/5 at TEX
Hits, Game	5	-	Twice; Mike Trout, 5/26 at NYY & 9/8 at CWS
Hits, Inning	1	-	Several times
Doubles, Game	3	-	Mike Trout, 5/26 at NYY
Triples, Game	1	-	Several; last, 9/21 at HOU
Home Runs, Game	2	-	Several; last, 9/15 vs. SEA
RBI, Game	6	-	Francisco Arcia, 7/28 vs. SEA
Extra-Base Hits, Game	4	-	Mike Trout, 5/26 at NYY
Total Bases, Game	11	-	Twice; Mike Trout, 5/26 at NYY & 9/8 at CWS
Base on Balls, Game	4	-	Several; last, Mike Trout, 7/23 vs. CWS
Strikeouts, Game	4	-	Three times; last, Justin Upton, 9/9 at CWS
Stolen Bases, Game	2	-	Five times; last, Mike Trout, 7/23 vs. CWS
Caught Stealing, Game	1	-	22 times; last, Shohei Ohtani, 9/16 vs. SEA
Longest Hitting Streak	12	-	Andrelton Simmons, 4/21-5/8
Grand Slams	1	-	Kaleb Cowart, 9/18 at OAK
Walk-Off HR	1	-	Four times; last, Taylor Ward 9/30 vs. OAK
Pinch-Hit HR	2	-	Jose Briceno & Shohei Ohtani
Inside-the-Park HR	-	-	-

## INDIVIDUAL PITCHING

Strikeouts, Game (Starter)	12	-	Three times; last, Andrew Heaney 9/9 at CWS
Strikeouts, Game (Reliever)	5	-	Taylor Cole, 9/28 vs. OAK
Base on Balls, Game	6	-	Jaime Barria, 9/28 vs. OAK
Base on Balls, Inning	3	-	Nine times; last, Jaime Barria, 9/28 vs. OAK
Earned Runs Allowed, Game	10	-	Tyler Skaggs, 7/31 at TB
Earned Runs Allowed, Inning	7	-	Twice; last, Tyler Skaggs, 7/31 at TB (4th)
Hits Allowed, Game	10	-	Twice; last, Andrew Heaney, 8/18 at TEX
Hits Allowed, Inning	6	-	Five times; last, Jim Johnson, 9/20 at OAK (4th)
Home Runs Allowed, Game	5	-	Nick Tropeano, 7/26 vs. CWS
Home Runs Allowed, Inning	3	-	Three times; last, Nick Tropeano, 7/26 vs. CWS (7th)
Hit Batters, Game	2	-	Seven times; last, Taylor Cole, 8/12 vs. OAK
Fewest Hits Allowed, Complete Game	1	-	Andrew Heaney, 6/5 vs. KC
Innings Pitched, Starter	9	-	Andrew Heaney, 6/5 vs. KC
Innings Pitched, Reliever	4	-	Three times; last, Taylor Cole, 9/10 vs. TEX
Fewest Innings Pitched, Starter	0.1	-	Twice; last, Deck McGuire 8/5 @ CLE
Longest Winning Streak	3	-	Tyler Skaggs, 6/3 - 6/15
Longest Losing Streak	4	-	Jaime Barria, 6/28 - 7/23
Consecutive Scoreless Innings, Starter	13.0	-	Andrew Heaney (5/31-6/5) & Tyler Skaggs (5/28-6/9)
Consecutive Scoreless Innings, Reliever	11.2	-	Cam Bedrosian (6/17 - 7/11)

## TEAM MISCELLANEOUS

Longest Winning Streak	7	-	4/8 - 4/14
Longest Home Winning Streak	5	-	9/16 - 9/28
Longest Road Winning Streak	11	-	3/30 - 4/24
Longest Losing Streak	6	-	Twice; 6/23 - 6/28 & 8/19 - 8/26
Longest Home Losing Streak	5	-	Twice; 5/15 - 5/19 & 8/11 - 8/26
Longest Road Losing Streak	6	-	6/16 - 6/28
Most Games over .500	14	-	Last, 4/14 (13-3)
Longest Game, Innings	13	-	4/4 vs. CLE
Longest Game, Time, Nine Innings	4:04	-	9/22 at HOU
Longest Game, Time, Extra Innings	4:29	-	5/4 at SEA (11 inn.)
Shortest Game, Time	2:16	-	6/5 vs. KC
Largest Margin, Victory	11	-	4/3 vs. CLE
Largest Margin, Loss	18	-	9/20 at OAK
Largest Crowd, Angel Stadium	44,822	-	4/17 vs. BOS
Smallest Crowd, Angel Stadium	28,078	-	5/16 vs. HOU
Largest Crowd, Road	53,797	-	7/14 at LAD
Smallest Crowd, Road	9,132	-	8/1 at TB
Largest Deficit Overcome To Win	6	-	4/6 vs. OAK (trailed 6-0 in 2nd; won, 13-9)
Most Players Used, Game	22	-	4/4 vs. CLE



# 2018 STARTERS BY POSITION AND BATTING ORDER WITH TEAM RECORDS



## BY POSITION

C: Arcia (12-13); Maldonado (36-41); Rivera (10-12); Briceño (19-15); Hudson (3-1)  
 1B: Pujols (37-33); Marte (20-22); Valbuena (10-10); Cowart (2-1); Fernández (11-15); Arcia (0-1)  
 2B: Kinsler (41-48); Cozart (11-4); Fletcher (21-22); Cowart (5-7); Johnson (1-1); Fernández (1-0)  
 3B: Valbuena (26-19); Cozart (15-17); Fletcher (10-14); Marte (2-6); Schimpf (1-0); Cowart (7-5); Fernández (0-1); Ward (19-20)  
 SS: Simmons (71-74); Cozart (5-6); Fontana (1-0); Fletcher (1-2); Cowart (2-0)  
 LF: Upton (71-69); Schimpf (1-0); Young (3-3); Cowart (0-3); Blash (1-2); E. Young, Jr. (3-5); Hermosillo (1-0)  
 CF: Trout (63-62); C. Young (5-5); Hermosillo (3-3); E. Young Jr. (10-12)  
 RF: Calhoun (67-62); C. Young (6-9); Blash (2-6); Hermosillo (5-5)  
 DH: Pujols (2-27); Ohtani (43-39); Trout (6-9); C. Young (1-0); Upton (4-0); Simmons (0-1); Fernández (1-1)

## BATTING ORDER

1st: Cozart (16-10); Kinsler (25-28); Trout (0-2); Fletcher (5-11); Calhoun (34-30); Simmons (0-1)  
 2nd: Trout (43-40); Calhoun (2-3); Ohtani (4-4); Simmons (8-11); Cozart (1-0); Upton (2-4); E. Young Jr. (0-1); Fletcher (17-15); Fernández (3-4)  
 3rd: Upton (49-44); Trout (25-29); Simmons (0-1); Ohtani (6-6); Pujols (0-2)  
 4th: Pujols (47-47); Ohtani (8-14); Valbuena (1-1); Simmons (4-6); Upton (18-14); Fernández (1-0); Marte (1-0)  
 5th: Calhoun (10-4); Cozart (3-3); Simmons (22-27); Valbuena (8-10); Ohtani (15-8); Maldonado (0-1); Fernández (2-4); Pujols (10-11); Kinsler (1-1); Fletcher (0-1); Arcia (1-1); Rivera (0-2); Marte (1-2); Upton (6-7); Ward (1-0)  
 6th: Simmons (35-25); Calhoun (3-2); Marte (9-7); Cozart (9-10); Ohtani (4-6); Kinsler (4-8); Valbuena (5-5); Maldonado (1-2); Fernández (2-1); C. Young (0-1); Fletcher (2-5); Arcia (1-2); Cowart (1-0); Rivera (2-3); Ward (1-5); E. Young Jr. (1-0)  
 7th: Valbuena (20-10); Simmons (1-3); C. Young (3-3); Marte (8-10); Ohtani (1-0); Cozart (1-0); Calhoun (5-5); Blash (2-6); Kinsler (10-10); Maldonado (3-3); Fernández (5-6); Briceño (5-1); Fletcher (0-1); Cowart (2-8); Arcia (5-6); Ward (7-5); Rivera (0-1); Hermosillo (1-0)  
 8th: Ohtani (5-1); C. Young (9-5); Marte (3-7); Maldonado (17-20); Simmons (1-1); Calhoun (7-13); Rivera (1-0); Briceño (8-7); Cowart (10-7); Valbuena (1-3); Blash (1-1); Fernández (0-2); Kinsler (1-0); Arcia (3-3); E. Young Jr. (3-3); Ward (10-7); Hermosillo (0-1); Hudson (1-0)  
 9th: Maldonado (15-15); Rivera (7-6); Schimpf (2-0); Valbuena (1-0); Hermosillo (8-7); C. Young (3-8); Calhoun (6-5); Briceño (6-7); Marte (0-2); Fletcher (8-5); Fernández (0-1); Kinsler (0-1); Fontana (1-0); Peña (0-1); Heaney (2-1); Barria (2-0); McGuire (0-1); Blash (0-1); Arcia (2-2); E. Young Jr. (9-13); Peña (1-1); Despaigne (0-1); Cowart (3-1); Hudson (2-1); Ward (1-2); Johnson (1-1)

## ANGELS REPLAY CHALLENGES

42 plays CHALLENGED    17 calls STAND (40.5%)    3 calls CONFIRMED (7.1%)    22 calls OVERTURNED (52.4%)

## 2018 DISABLING INJURY LIST

PLAYER	INJURY	DISABLED	GAMES MISSED
Alex Meyer	Right shoulder labrum surgery	2/21 – end of season	162
Andrew Heaney	Left elbow inflammation	3/29 (retro to 3/26) – 4/13	14
Ian Kinsler	Left adductor strain	3/31 – 4/12	11
Matt Shoemaker	Right forearm strain	4/3 (retro to 4/1) – 9/3	134
JC Ramirez	Right elbow strain	4/8 – end of season	152
Blake Wood	Right elbow posterior impingement	4/23 – end of season	139
Keynan Middleton	Right elbow inflammation	5/1 (retro to 4/29) – 5/10	9
	Right elbow UCL damage	5/14 – end of season	121
Nick Tropeano	Right shoulder inflammation	5/2 – 5/12	9
	Right shoulder inflammation	6/15 (retro to 6/12) – 7/21	31
	Right shoulder inflammation	8/7 – end of season	47
René Rivera	Right knee inflammation	5/20 (retro to 5/17) – 8/15	76
Kole Calhoun	Right oblique strain	6/2 (retro to 6/1) – 6/18	15
Andrelton Simmons	Grade 2 right ankle sprain	6/6 – 6/17	8
Kaleb Cowart	Left ankle sprain	6/8 (retro to 6/7) – 6/19	11
Shohei Ohtani	Right elbow UCL sprain	6/8 (retro to 6/7) – 7/3	22
Jefry Marte	Left wrist sprain	6/12 – 7/5	20
Garrett Richards	Left hamstring strain	6/15 (retro to 6/14) – 7/4	17
	Right elbow UCL damage	7/11 – end of season	69
Jim Johnson	Lumbar strain	6/15 (retro to 6/12) – 7/22	32
Zack Cozart	Left shoulder subluxation	6/15 (retro to 6/14) – end of season	92
John Lamb	Left shoulder & elbow inflammation	6/27 – end of season	81
Jake Jewell	Right fibula fracture	6/28 – end of season	80
Tyler Skaggs	Right adductor strain	7/4 (retro to 7/1) – 7/12	9
	Left adductor strain	8/4 (retro to 8/1) – 8/11	9
	Left adductor strain	8/12 – 9/18	32
Chris Young	Left hamstring strain	7/4 – end of season	75
Albert Pujols	Left knee inflammation	7/13 – 7/23	6
	Left knee surgery	8/30 (retro to 8/29) – end of season	28
Mike Trout	Right wrist inflammation	8/9 (retro to 8/6) – 8/24	15
Hansel Robles	Right shoulder impingement	8/16 (retro to 8/15) – 8/26	9
Justin Upton	Left index finger laceration	8/21 (retro to 8/19) – 8/30	8

2018 REVIEW





# 2018 FINAL STATS

+ = ROOKIE, # = MULT. TEAMS

PLAYER	AVG	G	AB	R	H	TB	2B	3B	HR	RBI	SH	SF	HP	BB	IBB	SO	CS	SB	CS	GI	DP	E	SLG	OBP	AB	PINCH	HIT	H	R	RBI
+Arcia,F	.204	41	103	10	21	44	5	0	6	23	0	0	2	1	0	27	1	0	4	2	.427	.226	6	1	0	1				
+Barría,J	.000	26	5	0	0	0	0	0	0	0	0	0	0	0	0	1	0	0	1	0	0.000	.000	0	0	0	0				
Blash,J	.103	24	39	4	4	5	1	0	0	6	1	0	1	0	0	24	2	0	0	1	1.128	.200	5	0	0	0				
+Briceno,J	.239	46	117	12	28	45	2	0	5	10	1	0	2	3	0	35	1	0	1	2	.385	.299	4	2	2	2				
Calhoun,K	.208	137	491	71	102	181	18	2	19	57	0	6	1	53	2	133	6	2	9	4	.369	.283	3	0	0	0				
Cowart,K	.134	47	112	7	15	27	1	1	1	10	0	1	1	10	0	44	1	0	2	0	.241	.210	0	0	0	0				
RIGHT	.115	26	3	6	3	0	0	0	1	0	0	1	0	2	0	10	1	0	1	.231	.207	0	0	0	0					
LEFT	.140	86	12	21	4	1	1	9	0	1	0	8	0	34	0	14	1	0	1	.244	.211	0	0	0	0					
Cozart,Z	.219	58	224	29	49	81	13	2	5	18	0	3	7	19	0	42	0	0	7	4	.362	.296	0	0	0	0				
Despaigne,O	.000	8	1	0	0	0	0	0	0	0	0	0	0	0	0	0	0	0	0	0.000	.000	0	0	0	0					
+Fernandez,J	.267	36	116	9	31	45	8	0	2	11	0	0	0	1	0	15	1	0	2	0	.388	.309	5	1	1	1				
+Fletcher,D	.275	80	284	35	78	103	18	2	1	25	3	2	3	15	0	34	3	0	7	2	.363	.316	7	0	0	0				
+Fontana,N	.091	8	11	1	1	4	0	0	1	1	0	0	0	1	0	6	0	0	0	1	.364	.167	1	0	0	0				
# Graterol,J	.250	4	8	2	2	2	0	0	0	0	0	0	0	1	0	0	0	0	0	0	.250	.333	0	0	0	0				
LAA	1.000	1	1	0	1	1	0	0	0	0	0	0	0	0	0	0	0	0	0	0	1.000	1.000	0	0	0	0				
Heaney,A	.125	30	8	1	1	1	0	0	0	0	0	0	0	0	0	6	0	0	0	0	.125	.125	0	0	0	0				
+Hermosillo,M	.211	31	57	7	12	19	4	0	1	1	0	2	3	0	17	0	1	0	1	1	.333	.274	1	0	0	0				
+Hudson,J	.167	8	12	0	2	3	1	0	0	1	0	0	0	0	0	0	0	0	0	0	.250	.167	1	0	0	1				
+Johnson,S	.000	10	0	0	0	0	0	0	0	0	0	0	1	0	0	4	0	0	0	0	0.000	.091	0	0	0	0				
# Kinsler,I	.240	128	487	66	117	185	26	0	14	48	0	3	4	40	0	64	16	7	15	9	.380	.301	4	1	0	2				
LAA	.239	91	355	49	85	144	20	0	13	32	0	2	4	30	0	40	9	4	10	7	.406	.304	2	1	0	2				
# Maldonado,M	.225	119	373	39	84	131	18	1	9	44	2	2	11	16	0	93	0	1	8	4	.351	.276	1	0	0	1				
LAA	.223	78	265	24	59	88	14	0	5	32	1	1	10	13	0	78	0	1	3	4	.332	.284	1	0	0	0				
Marte,J	.216	90	194	28	42	72	7	1	7	22	0	0	2	13	0	41	1	1	6	4	.371	.273	16	2	1	2				
# McGuire,D	.333	21	3	0	1	1	0	0	0	0	0	0	0	0	0	1	0	0	0	1	.333	.333	0	0	0	0				
LAA	.000	17	2	0	0	0	0	0	0	0	0	0	0	0	0	1	0	0	0	1	0.000	.000	0	0	0	0				
+Ohtani,S	.285	114	326	59	93	184	21	2	22	61	0	1	4	37	2	102	10	4	5	0	.564	.361	19	6	2	4				
Pena,F	.000	19	6	0	0	0	0	0	0	0	0	0	0	0	0	1	0	0	0	0	0.000	.000	0	0	0	0				
Pujols,A	.245	117	465	50	114	191	20	0	19	64	0	3	2	28	3	65	1	0	12	4	.411	.289	0	0	0	0				
Rivera,R	.244	30	82	8	20	36	4	0	4	11	0	0	1	4	0	32	0	0	3	1	.439	.287	2	1	0	0				
Schimpf,R	.200	5	5	2	1	4	0	0	1	2	0	0	0	2	0	3	0	0	0	0	.800	.429	1	0	0	0				
Simmons,A	.292	146	554	68	162	231	26	0	11	75	1	5	5	35	2	44	10	2	17	10	.417	.337	0	0	0	0				
Trout,M	.312	140	471	101	147	296	24	4	39	79	0	4	10	22	25	124	24	7	4	5	.628	.460	1	13	1	0				
Upton,J	.257	145	533	80	137	247	18	1	30	85	0	6	10	64	1	176	8	2	12	4	.463	.344	1	0	0	0				
Valbuena,L	.199	96	266	23	53	89	9	0	9	33	0	2	1	19	3	100	3	0	2	8	.335	.253	18	1	0	2				
+Ward,T	.178	40	135	14	24	45	3	0	6	15	0	0	3	9	0	45	2	0	0	5	.333	.245	0	0	0	0				
Young Jr,E	.202	41	109	12	22	33	4	2	1	8	0	1	1	6	0	28	5	1	4	1	.303	.248	4	0	0	0				
RIGHT	.237	38	9	14	0	1	1	1	0	0	0	0	0	8	4	4	0	0	0	.368	.237	0	0	0	0					
LEFT	.183	71	4	13	19	4	1	0	7	7	0	1	6	20	0	1	0	0	0	1	.268	.253	4	0	0	0				
Young,C	.168	56	113	17	19	41	2	1	6	13	1	1	2	11	0	37	2	0	1	1	.363	.252	4	0	0	1				
PITCHERS	.270	162	348	60	94	185	21	2	22	61	0	1	2	37	2	111	10	4	2	10	.532	.343	19	6	2	4				

LOS ANGELES	.242	162	5472	721	1323	2260	249	23	214	690	7	39	73	514	38	1300	89	22	111	76	.413	.313	99	16	5	14
OPPONENTS	.248	162	5445	722	1353	2262	256	19	205	683	14	35	65	546	17	1386	46	33	147	84	.415	.322	87	27	1	13

DH	.267	162	577	84	154	285	28	2	33	97	0	3	4	63	4	155	12	5	11	0	.494	.342	3	0 <th>0 <th>0 </th></th>	0 <th>0 </th>	0
----	------	-----	-----	----	-----	-----	----	---	----	----	---	---	---	----	---	-----	----	---	----	---	------	------	---	--------------------------	---------------	---

PITCHER	R/L	W	L	ERA	G	GS	CG	GF	SHO	SV	IP	H	R	ER	HR	BB	IBB	SO	WP	KB	OPP	AVG
+Almonte,M	R	0	0	10.29	8	0	0	4	0	0	7.0	9	8	8	1	1	3	0	7	1	0	.300
Alvarez,J	L	6	4	2.71	76	0	0	5	0	1	63.0	51	20	19	3	2	22	2	59	1	0	.217
+Anderson,J	R	3	3	4.07	57	0	0	10	0	4	55.1	42	25	25	3	4	40	3	67	9	1	.214
+Arcia,F	R	0	0	9.00	2	0	0	2	0	0	3.0	5	3	3	2	0	0	0	0	0	0	.385
+Bard,L	R	0	0	5.40	8	0	0	0	0	0	11.2	10	7	7	4	0	1	13	1	0	0	.222
+Barría,J	R	10	2	3.41	26	26	0	0	0	0	129.1	117	50	49	17	6	47	0	98	3	1	.242
Bedrosian,C	R	5	4	3.80	71	0	0	7	0	1	64.0	63	30	27	7	2	26	0	57	1	0	.263
Bridwell,P	R	1	0	17.55	5	1	0	2	0	0	6.2	14	13	13	5	2	0	3	0	0	0	.438
+Buttrey,T	R	0	1	3.31	16	0	0	4	0	4	16.1	15	7	6	0	0	5	0	20	0	1	.238
+Cole,T	R	4	2	2.75	18	2	0	0	0	0	36.0	20	11	11	3	3	12	0	39	1	0	.169
Despaigne,O	R	0	0	8.20	8	4	1	0	0	0	18.2	30	18	17	3	1	11	0	17	0	0	.361
# Drake,O	R	0	1	4.89	33	0	0	16	0	0	35.0	38	20	19	4	1	9	0	36	3	0	.270
LAA	R	0	1	5.19	8	0	0	6	0	0	8.2	15	5	5	2	0	1	0	8	0	0	.385
Heaney,A	L	9	10	4.15	30	30	1	0	1	0	180.0	171	91	83	27	8	45	0	180	9	0	.248
+Jerez,W	L	0	0	6.00	17	0	0	1	0	0	15.0	17	14	10	3	0	8	0	15	2	0	.270
+Jewell,J	R	0	1	9.00	3	0	0	1	0	0	2.0	2	2	2	0	2	1	0	1	1	0	.250
Johnson,J	R	5	3	3.84	62	1	0	14	0	2	63.1	64	38	27	9	1	22	1	45	5	0	.268
Krol,I	L	0	0	0.00	1	0	0	0	0	0	2.0	1	0	0	0	0	1	0	2	0	0	.143
Lamb,J	L	0	1	7.20	3	3	0	0	0	0	10.0	15	10	8	4	0	4	1	11	0	0	.326
# McGuire,D	R	0	2	6.16	21	4	0															



# 2018 WON-LOST BREAKDOWN



	HOME			AWAY			TOTALS		
	W	L	PCT.	W	L	PCT.	W	L	PCT.
Season	42	39	.519	38	43	.469	80	82	.494
Day Games	10	7	.588	10	17	.370	20	24	.455
Night Games	32	32	.500	28	26	.519	60	58	.508
vs. LH Starters	11	14	.440	11	15	.423	22	29	.431
vs. RH Starters	31	25	.554	27	28	.491	58	53	.523
One-Run Games	18	8	.692	8	7	.533	26	15	.634
Two-Run Games	1	10	.091	5	16	.238	6	26	.188
Extra Innings	3	4	.429	2	3	.400	5	7	.416
Shutouts	4	7	.364	5	3	.625	9	10	.474
In Mar./Apr.	5	10	.333	11	2	.846	16	12	.571
May	7	7	.500	7	8	.466	14	15	.483
June	8	4	.357	5	10	.333	13	14	.481
July	9	7	.563	2	6	.250	11	13	.458
Aug.	5	6	.455	7	9	.434	12	15	.444
Sept.	8	5	.615	6	8	.429	14	13	.519
Pre All-Star Break	23	19	.548	22	28	.440	45	47	.489
Post All-Star Break	20	19	.513	15	16	.484	35	35	.500
Vs. Houston	2	7	.222	4	6	.400	6	13	.316
Oakland	5	4	.556	5	5	.500	10	9	.526
Seattle	5	5	.500	3	6	.333	8	11	.421
Texas	7	2	.778	6	4	.600	13	6	.684
<b>AL WEST</b>	<b>19</b>	<b>18</b>	<b>.514</b>	<b>18</b>	<b>21</b>	<b>.462</b>	<b>37</b>	<b>39</b>	<b>.487</b>
Vs. Cleveland	2	2	.500	3	0	1.000	5	2	.714
Cleveland	2	1	.667	1	2	.333	3	3	.500
Detroit	3	0	1.000	1	3	.250	4	3	.571
Kansas City	3	0	1.000	3	1	.750	6	1	.857
Minnesota	2	2	.500	2	1	.667	4	3	.571
<b>AL CENTRAL</b>	<b>12</b>	<b>5</b>	<b>.706</b>	<b>10</b>	<b>7</b>	<b>.588</b>	<b>22</b>	<b>12</b>	<b>.647</b>
Vs. Baltimore	3	0	1.000	2	1	.667	5	1	.833
Boston	0	3	.000	0	3	.000	0	6	.000
New York	0	3	.000	1	2	.333	1	5	.167
Tampa Bay	1	3	.250	0	3	.000	1	6	.143
Toronto	2	2	.500	2	1	.667	4	3	.571
<b>AL EAST</b>	<b>6</b>	<b>11</b>	<b>.353</b>	<b>5</b>	<b>10</b>	<b>.333</b>	<b>11</b>	<b>21</b>	<b>.344</b>
Vs. Arizona	1	1	.500	0	2	.000	1	3	.250
Colorado	1	1	.500	1	1	.500	2	2	.500
Los Angeles	2	1	.667	1	2	.333	3	3	.500
San Diego	-	-	-	3	0	1.000	3	0	1.000
San Francisco	1	2	.333	-	-	-	1	2	.333
<b>NATIONAL LEAGUE</b>	<b>5</b>	<b>5</b>	<b>.500</b>	<b>5</b>	<b>5</b>	<b>.500</b>	<b>10</b>	<b>10</b>	<b>.500</b>





# 2018 AMERICAN LEAGUE STANDINGS

## 2018 FINAL

WEST	W	L	PCT.	GB	CENTRAL	W	L	PCT.	GB	EAST	W	L	PCT.	GB
Houston	103	59	.636	--	Cleveland	91	71	.562	--	Boston	108	54	.667	--
Oakland	97	65	.599	6	Minnesota	78	84	.481	13	New York	100	62	.617	8
Seattle	89	73	.549	14	Detroit	64	98	.395	27	Tampa Bay	90	72	.556	18
<b>ANGELS</b>	<b>80</b>	<b>82</b>	<b>.494</b>	<b>23</b>	Chicago	62	100	.383	29	Toronto	73	89	.451	35
Texas	67	95	.414	36	Kansas City	58	104	.358	33	Baltimore	47	115	.290	61

## ALL-STAR BREAK

WEST	W	L	PCT.	GB	CENTRAL	W	L	PCT.	GB	EAST	W	L	PCT.	GB
Houston	64	35	.646	--	Cleveland	52	43	.547	--	Boston	68	30	.694	--
Seattle	58	39	.598	5.0	Minnesota	44	50	.468	7.5	New York	62	33	.653	4.5
Oakland	55	42	.567	8.0	Detroit	41	57	.418	12.5	Tampa Bay	49	47	.510	18.0
<b>ANGELS</b>	<b>49</b>	<b>48</b>	<b>.505</b>	<b>14.0</b>	Chicago	33	62	.347	19.0	Toronto	43	52	.453	23.5
Texas	41	56	.423	22.0	Kansas City	27	68	.284	25.0	Baltimore	28	69	.289	39.5

## POST-ALL-STAR BREAK

WEST	W	L	PCT.	GB	CENTRAL	W	L	PCT.	GB	EAST	W	L	PCT.	GB
Oakland	42	23	.646	--	Cleveland	39	28	.582	--	Tampa Bay	41	25	.621	--
Houston	39	24	.619	2.0	Minnesota	34	34	.500	5.5	Boston	40	24	.625	--
<b>ANGELS</b>	<b>31</b>	<b>34</b>	<b>.477</b>	<b>11.0</b>	Kansas City	31	36	.463	8.0	New York	38	29	.567	3.5
Seattle	31	34	.477	11.0	Chicago	29	38	.433	10.0	Toronto	30	37	.448	11.5
Texas	26	39	.400	16.0	Detroit	23	41	.359	14.5	Baltimore	19	46	.292	21.5

## END OF MAR./APR.

WEST	W	L	PCT.	GB	CENTRAL	W	L	PCT.	GB	EAST	W	L	PCT.	GB
Houston	20	10	.667	--	Cleveland	15	12	.556	--	Boston	21	7	.750	--
Seattle	16	11	.593	2.5	Detroit	11	16	.407	4.0	New York	18	10	.643	3.0
<b>ANGELS</b>	<b>16</b>	<b>12</b>	<b>.571</b>	<b>3.0</b>	Minnesota	9	15	.375	4.5	Toronto	16	12	.571	5.0
Oakland	14	14	.500	5.0	Chicago	8	18	.308	6.5	Tampa Bay	13	14	.481	7.5
Texas	11	19	.367	9.0	Kansas City	7	21	.250	8.5	Baltimore	8	20	.286	13.0

## END OF MAY

WEST	W	L	PCT.	GB	CENTRAL	W	L	PCT.	GB	EAST	W	L	PCT.	GB
Houston	36	22	.621	--	Cleveland	30	25	.545	--	Boston	39	18	.684	--
Seattle	34	22	.607	1.0	Detroit	26	30	.464	4.5	New York	35	18	.660	2.0
<b>ANGELS</b>	<b>30</b>	<b>27</b>	<b>.526</b>	<b>5.5</b>	Minnesota	22	30	.423	6.5	Tampa Bay	28	27	.509	10.0
Oakland	29	28	.509	6.5	Kansas City	20	36	.357	10.5	Toronto	25	31	.446	13.5
Texas	24	35	.407	12.5	Chicago	16	37	.302	13.0	Baltimore	17	39	.304	21.5

## END OF JUNE

WEST	W	L	PCT.	GB	CENTRAL	W	L	PCT.	GB	EAST	W	L	PCT.	GB
Houston	55	30	.647	--	Cleveland	44	37	.543	--	Boston	56	28	.667	--
Seattle	53	31	.631	1.5	Minnesota	35	44	.443	8.0	New York	53	27	.663	1.0
Oakland	46	38	.548	8.5	Detroit	36	48	.429	9.5	Tampa Bay	41	41	.500	14.0
<b>ANGELS</b>	<b>43</b>	<b>41</b>	<b>.512</b>	<b>11.5</b>	Chicago	28	54	.341	16.5	Toronto	39	43	.476	16.0
Texas	38	46	.452	16.5	Kansas City	25	57	.305	19.5	Baltimore	23	59	.280	32.0

## END OF JULY

WEST	W	L	PCT.	GB	CENTRAL	W	L	PCT.	GB	EAST	W	L	PCT.	GB
Houston	68	41	.624	--	Cleveland	58	48	.547	--	Boston	75	34	.688	--
Seattle	63	44	.589	4.0	Minnesota	49	57	.462	9.0	New York	68	37	.648	5.0
Oakland	63	46	.578	5.0	Detroit	46	62	.426	13.0	Tampa Bay	54	53	.505	20.0
<b>ANGELS</b>	<b>54</b>	<b>54</b>	<b>.500</b>	<b>13.5</b>	Chicago	37	69	.349	21.0	Toronto	48	58	.453	25.5
Texas	46	63	.422	22.0	Kansas City	33	73	.311	25.0	Baltimore	32	75	.299	42.0

## END OF AUGUST

WEST	W	L	PCT.	GB	CENTRAL	W	L	PCT.	GB	EAST	W	L	PCT.	GB
Houston	82	53	.607	--	Cleveland	77	57	.575	--	Boston	93	43	.684	--
Oakland	81	55	.596	1.5	Minnesota	63	71	.470	14	New York	85	50	.630	7.5
Seattle	75	60	.556	7.0	Detroit	54	81	.400	23.5	Tampa Bay	71	63	.530	21.0
<b>ANGELS</b>	<b>66</b>	<b>69</b>	<b>.489</b>	<b>16.0</b>	Chicago	54	81	.400	23.5	Toronto	61	73	.455	31.0
Texas	58	77	.430	24.0	Kansas City	43	91	.321	34.0	Baltimore	40	95	.296	52.5



# 2018 A.L. BATTING LEADERS



## BATTING AVERAGE

.346	Betts, M	BOS
.330	Martinez, J	BOS
.316	Altuve, J	HOU
.312	Trout, M	LAA
.309	Brantley, M	CLE
.304	Merrifield, W	KC
.304	Segura, J	SEA
.300	Wendle, J	TB
.298	Castellano, N	DET
.297	Andujar, M	NYI

## HOME RUNS

48	Davis, K	OAK
43	Martinez, J	BOS
40	Gallo, J	TEX
39	Ramirez, J	CLE
39	Trout, M	LAA
38	Lindor, F	CLE
38	Stanton, G	NYI
37	Cruz, N	SEA
32	Betts, M	BOS
32	Encarnacio, E	CLE

## RUNS BATTED IN

130	Martinez, J	BOS
123	Davis, K	BOS
107	Encarnacio, E	CLE
105	Ramirez, J	CLE
103	Bregman, A	HOU
103	Bogaerts, X	BOS
100	Stanton, G	NYI
99	Lowrie, J	OAK
97	Cruz, N	SEA
93	Haniger, M	SEA

## MULTI HIT GAMES

59	Martinez, J	BOS
58	Lindor, F	CLE
56	Castellano, N	DET
54	Betts, M	BOS
54	Merrifield, W	KC
53	Benintendi, A	BOS
53	Andujar, M	NYI
52	Segura, J	SEA
51	Brantley, M	CLE
48	(02) PLAYERS	TIED

## RUNS

129	Betts, M	BOS
129	Lindor, F	CLE
111	Martinez, J	BOS
110	Ramirez, J	CLE
105	Bregman, A	HOU
103	Benintendi, A	BOS
102	Springer, G	HOU
102	Stanton, G	NYI
101	Trout, M	LAA
100	Chapman, M	OAK

## HITS

192	Merrifield, W	KC
188	Martinez, J	BOS
185	Castellano, N	DET
183	Lindor, F	CLE
180	Betts, M	BOS
178	Segura, J	SEA
176	Brantley, M	CLE
170	Andujar, M	NYI
170	Bregman, A	HOU
170	Haniger, M	SEA

## TOTAL BASES

358	Martinez, J	BOS
343	Lindor, F	CLE
333	Betts, M	BOS
319	Ramirez, J	CLE
316	Bregman, A	HOU
316	Davis, K	OAK
314	Stanton, G	NYI
310	Castellano, N	DET
302	Andujar, M	NYI
296	Trout, M	LAA

## GRAND SLAMS

3	Bogaerts, X	BOS
2	(15) PLAYERS	TIED

## DOUBLES

51	Bregman, A	HOU
47	Andujar, M	NYI
47	Betts, M	BOS
46	Castellano, N	DET
45	Bogaerts, X	BOS
43	Merrifield, W	KC
42	Chapman, M	OAK
42	Lindor, F	CLE
41	Benintendi, A	BOS
41	Piscotty, S	OAK

## TRIPLES

10	Smith, M	TB
10	Sanchez, Y	CWS
9	Kiermaier, K	TB
8	Gordon, D	SEA
7	Hernandez, T	TOR
7	Gardner, B	NYI
7	Span, D	SEA
6	(07) PLAYERS	TIED

## STOLEN BASES

45	Merrifield, W	KC
40	Smith, M	TB
39	Ramirez, J	CLE
32	Mondesi, A	KC
30	Betts, M	BOS
30	Gordon, D	SEA
26	Anderson, T	CWS
25	Lindor, F	CLE
24	Trout, M	LAA
21	(04) PLAYERS	TIED

## HITTING STREAKS

20	Merrifield, W	KC
09/10 - 09/30		
19	Brantley, M	CLE
05/09 - 05/30		
19	Andrus, E	TEX
07/15 - 08/08		
18	Ramos, W	TB
04/14 - 05/12		
17	(03) STREAKS	TIED

## WALKS

122	Trout, M	LAA
106	Ramirez, J	CLE
96	Bregman, A	HOU
92	Choo, S	TEX
90	Hicks, A	NYI
83	Smoak, J	TOR
81	Betts, M	BOS
78	Lowrie, J	OAK
76	Judge, A	NYI
74	Gallo, J	TEX

## ON BASE PERCENTAGE

.460	Trout, M	LAA
.438	Betts, M	BOS
.402	Martinez, J	BOS
.394	Bregman, A	HOU
.387	Ramirez, J	CLE
.386	Altuve, J	HOU
.377	Choo, S	TEX
.367	Merrifield, W	KC
.367	Smith, M	TB
.366	Hicks, A	NYI

## SLUGGING PERCENTAGE

.640	Betts, M	BOS
.629	Martinez, J	BOS
.628	Trout, M	LAA
.552	Ramirez, J	CLE
.549	Davis, K	OAK
.532	Bregman, A	HOU
.527	Andujar, M	NYI
.522	Bogaerts, X	BOS
.519	Lindor, F	CLE
.509	Stanton, G	NYI

## EXTRA BASE HITS

84	Betts, M	BOS
83	Bregman, A	HOU
82	Lindor, F	CLE
82	Martinez, J	BOS
81	Ramirez, J	CLE
77	Davis, K	OAK
76	Andujar, M	NYI
74	Castellano, N	DET
73	Stanton, G	NYI
72	Chapman, M	OAK

## OUTFIELD ASSISTS

12	Haniger, M	SEA
12	Benintendi, A	BOS
11	Hernandez, T	TOR
10	Castellano, N	DET
9	(07) PLAYERS	TIED

## HOME BATTING AVG

.364	Betts, M	BOS
.347	Smith, M	TB
.334	Martinez, J	BOS
.333	Brantley, M	CLE
.325	Duffy, M	TB
.314	Benintendi, A	BOS
.314	Bogaerts, X	BOS
.312	Andujar, M	NYI
.308	Castellano, N	DET
.307	Merrifield, W	KC

## ROAD BATTING AVG.

.349	Altuve, J	HOU
.335	Wendle, J	TB
.331	Betts, M	BOS
.328	Trout, M	LAA
.326	Martinez, J	CLE
.325	Segura, J	SEA
.322	Simmons, A	LAA
.311	Chapman, M	OAK
.307	Haniger, M	SEA
.300	Merrifield, W	KC

## RISP BATTING AVG

.407	Mauer, R	MIN
.403	Gurriel, Y	HOU
.388	Bregman, A	HOU
.386	Martinez, J	BOS
.346	Trout, M	LAA
.342	Bogaerts, X	BOS
.338	Benintendi, A	BOS
.325	Betts, M	BOS
.324	Lowrie, J	OAK
.322	Duffy, M	TB

## DAY BATTING AVG

.365	Benintendi, A	BOS
.338	Betts, M	BOS
.332	Wendle, J	TB
.329	Rosario, E	MIN
.323	Altuve, J	HOU
.320	Brantley, M	CLE
.319	Bogaerts, X	BOS
.318	Andujar, M	NYI
.308	Odor, R	TEX
.307	Lindor, F	CLE

## NIGHT BATTING AVG

.349	Betts, M	BOS
.341	Martinez, J	BOS
.325	Trout, M	LAA
.314	Merrifield, W	KC
.314	Altuve, J	HOU
.310	Segura, J	SEA
.306	Haniger, M	SEA
.303	Simmons, A	LAA
.303	Duffy, M	TB
.302	Brantley, M	CLE

## VS RIGHTY AVG

.339	Betts, M	BOS
.329	Altuve, J	HOU
.329	Martinez, J	CLE
.321	Brantley, M	BOS
.318	Trout, M	LAA
.309	Andujar, M	NYI
.305	Benintendi, A	BOS
.300	Segura, J	SEA
.300	Wendle, J	TB
.299	Simmons, A	LAA

## VS LEFTY AVG.

.381	Castellano, N	DET
.368	Betts, M	BOS
.357	Merrifield, W	KC
.343	Lindor, F	CLE
.337	Smith, M	TB
.336	Martinez, J	BOS
.331	Gurriel, Y	HOU
.316	Stanton, G	NYI
.315	Bregman, A	HOU
.314	Haniger, M	SEA

2018 REVIEW





# 2018 A.L. PITCHING LEADERS

## EARNED RUN AVERAGE

1.89	Snell,B	TB
2.21	Bauer,T	CLE
2.52	Verlander,J	HOU
2.88	Cole,G	HOU
2.89	Kluber,C	CLE
3.02	Clevinger,M	CLE
3.13	Morton,C	HOU
3.38	Carrasco,C	CLE
3.39	Severino,L	NY
3.56	Fiers,M	OAK

## SAVES

57	Diaz,E	SEA
42	Kimbrel,C	BOS
38	Treinen,B	OAK
32	Chapman,A	NY
32	Greene,S	DET
27	Allen,C	CLE
26	Giles,K	TOR
25	Romo,S	TB
25	Rodney,F	OAK
24	Kela,K	TEX

## GAMES

77	Pressly,R	HOU
76	Alvarez,J	LAA
74	Petit,Y	OAK
73	Hildenberg,T	MIN
73	Diaz,E	SEA
73	Kelly,J	BOS
73	Romo,S	TB
73	Clippard,T	TOR
72	Rogers,T	MIN
72	Duke,Z	SEA

## WINNING PERCENTAGE

.833	Morton,C	HOU	(15-03)
.808	Snell,B	TB	(21-05)
.750	Cole,G	HOU	(15-05)
.750	Sale,C	BOS	(12-04)
.741	Kluber,C	CLE	(20-07)
.739	Happ,J	NY	(17-06)
.727	Yarbrough,R	TB	(16-06)
.722	Rodriguez,E	BOS	(13-05)
.708	Porcello,R	BOS	(17-07)
.704	Severino,L	NY	(19-08)

## HOME EARNED RUN AVERAGE

1.27	Snell,B	TB
1.84	Bauer,T	CLE
2.14	Kluber,C	CLE
2.74	Severino,L	NY
2.81	Fiers,M	OAK
2.84	Verlander,J	HOU
2.98	Price,D	BOS
2.99	Cole,G	HOU
3.03	Berrios,J	MIN
3.14	Clevinger,M	CLE

## DAY EARNED RUN AVERAGE

1.64	Sale,C	BOS
1.93	Kluber,C	CLE
2.04	Clevinger,M	CLE
2.07	Bundy,D	BAL
2.17	Snell,B	TB
2.49	Keller,B	KC
2.76	Severino,L	NY
2.91	Price,D	BOS
3.04	Verlander,J	HOU
3.30	Odorizzi,J	MIN

## WINS

21	Snell,B	TB
20	Kluber,C	CLE
19	Severino,L	NY
17	Porcello,R	BOS
17	Happ,J	NY
17	Carrasco,C	CLE
16	Yarbrough,R	TB
16	Verlander,J	HOU
16	Price,D	BOS
15	(02) PLAYERS	TIED

## GAMES STARTED

34	Keuchel,D	HOU
34	Verlander,J	HOU
33	Porcello,R	BOS
33	Kluber,C	CLE
33	Shields,J	CWS
32	(08) PLAYERS	TIED

## INNINGS PITCHED

215.0	Kluber,C	CLE
214.0	Verlander,J	HOU
204.2	Keuchel,D	HOU
204.2	Shields,J	CWS
200.1	Cole,G	HOU
200.0	Clevinger,M	CLE
196.2	Gibson,K	MIN
192.1	Berrios,J	MIN
192.0	Carrasco,C	CLE
191.1	(02) PLAYERS	TIED

## SHUTOUTS

1	(11) PLAYERS	TIED
---	--------------	------

## ROAD EARNED RUN AVERAGE

2.11	Sale,C	BOS
2.14	Verlander,J	HOU
2.45	Snell,B	TB
2.53	Bauer,T	CLE
2.77	Cole,G	HOU
2.87	Clevinger,M	CLE
2.96	Carrasco,C	CLE
3.47	Tanaka,M	NY
3.57	Gibson,K	MIN
3.59	Keuchel,D	HOU

## NIGHT EARNED RUN AVERAGE

1.72	Snell,B	TB
2.22	Bauer,T	CLE
2.28	Verlander,J	HOU
2.84	Morton,C	HOU
2.88	Cole,G	HOU
2.90	Carrasco,C	CLE
3.02	LeBlanc,W	SEA
3.25	Berrios,J	MIN
3.47	Paxton,J	SEA
3.50	Kluber,C	CLE

## WINNING STREAKS

9	Snell,B	TB
08/10	-	09/23
7	(08) STREAKS	TIED

## COMPLETE GAMES

2	Berrios,J	MIN
2	Paxton,J	SEA
2	Kluber,C	CLE
2	Carrasco,C	CLE
1	(17) PLAYERS	TIED

## STRIKEOUTS

290	Verlander,J	HOU
276	Cole,G	HOU
237	Sale,C	BOS
231	Carrasco,C	CLE
222	Kluber,C	CLE
221	Snell,B	TB
221	Bauer,T	CLE
220	Severino,L	NY
208	Paxton,J	SEA
207	Clevinger,M	CLE

## OPPONENTS BATTING AVERAGE AGAINST

.178	Snell,B	TB
.198	Cole,G	HOU
.200	Verlander,J	HOU
.208	Bauer,T	CLE
.213	Morton,C	HOU
.222	Berrios,J	MIN
.223	Clevinger,M	CLE
.223	Kluber,C	CLE
.225	Happ,J	NY
.228	Boyd,M	DET



# 2018 A.L. TEAM LEADERS



CLUB	AVG	G	AB	R	OR	H	TB	2B	3B	HR	RBI	SH	SF	HP	BB	IBB	SO	SB	CS	GI		LOB	SHO	SLG	OBP
																				DP	DP				
BOSTON	.268	162	5623	876	647	1509	2550	355	31	208	10	829	7	48	55	569	38	1253	125	31	130	1124	7	.453	.339
CLEVELAND	.259	162	5595	818	648	1447	2430	297	19	216	11	786	25	44	60	554	32	1189	135	36	98	1147	7	.434	.332
TAMPA BAY	.258	162	5475	716	646	1415	2225	274	43	150	4	664	28	50	101	540	17	1388	128	51	122	1156	9	.406	.333
HOUSTON	.255	162	5453	797	534	1390	2319	278	18	205	7	763	14	45	61	565	19	1197	71	26	156	1052	10	.425	.329
SEATTLE	.254	162	5513	677	711	1402	2250	256	32	176	2	644	29	41	70	430	17	1221	79	37	128	1084	7	.408	.314
OAKLAND	.252	162	5579	813	674	1407	2450	320	22	227	4	778	6	44	76	550	18	1381	35	21	136	1085	7	.439	.325
MINNESOTA	.250	162	5526	738	775	1380	2240	318	22	166	6	704	19	38	37	534	25	1328	47	27	89	1087	6	.405	.318
NEW YORK	.249	162	5515	851	669	1374	2490	269	23	267	8	821	10	59	62	625	21	1421	63	21	107	1100	4	.451	.329
KANSAS CITY	.245	162	5505	638	833	1350	2156	283	29	155	4	606	24	40	67	427	13	1310	117	38	123	1063	9	.392	.305
TORONTO	.244	162	5477	709	832	1336	2339	320	16	217	7	680	5	37	58	499	15	1387	47	30	118	1036	11	.427	.312
LOS ANGELES	.242	162	5472	721	722	1323	2260	249	23	214	1	690	7	39	73	514	38	1300	89	22	111	1071	10	.413	.313
DETROIT	.241	162	5494	630	796	1326	2085	284	35	135	3	597	15	40	52	428	18	1341	70	30	110	1071	18	.380	.300
CHICAGO	.241	162	5523	656	848	1332	2217	259	40	182	1	639	24	32	66	425	18	1594	98	41	99	1050	12	.401	.302
TEXAS	.240	162	5453	737	848	1308	2204	266	24	194	4	696	33	34	88	555	16	1484	74	35	104	1093	12	.404	.318
BALTIMORE	.239	162	5507	622	892	1317	2153	242	15	188	4	593	13	35	57	422	19	1412	81	22	132	1027	15	.391	.298
TOTALS	.249	82710	11075	34368	390	76	259	1003	324	1259	1763	144	416	626	7637	324	20206	468	16246	468	16246	144	.416	.318	

## CLUB PITCHING

CLUB	W	L	ERA	G	CG	SHO	REL	SV	IP	H	R	ER	HR	HB	BB	IBB	SO	WP	BK	OPP	AVG
TAMPA BAY	90	72	3.74	162	0	14	553	52	1448.1	1236	646	602	164	53	501	34	1421	55	6	.230	
BOSTON	108	54	3.75	162	2	14	535	46	1458.2	1305	647	608	176	84	512	8	1558	51	3	.237	
CLEVELAND	91	71	3.77	162	5	17	509	43	1487.1	1349	648	611	200	59	407	29	1544	54	2	.242	
NEW YORK	100	62	3.78	162	2	11	508	49	1456.1	1311	669	611	177	58	494	9	1634	73	4	.237	
OAKLAND	97	65	3.81	162	2	14	578	44	1465.2	1303	674	621	184	53	474	19	1327	86	2	.236	
SEATTLE	89	73	4.13	162	3	12	537	60	1448.2	1396	711	664	195	72	400	21	1328	57	3	.252	
LOS ANGELES	80	82	4.15	162	1	9	601	35	1437.1	1353	722	626	205	65	546	17	1386	87	3	.248	
MINNESOTA	78	84	4.50	162	2	7	566	37	1443.1	1425	775	721	198	80	573	34	1377	59	0	.256	
DETROIT	64	98	4.58	162	0	2	542	37	1425.1	1423	796	762	216	60	491	20	1215	54	4	.258	
CHICAGO	62	100	4.84	162	0	8	553	34	1437.0	1405	848	772	196	89	653	25	1259	94	9	.254	
TORONTO	73	89	4.85	162	0	3	590	39	1433.2	1476	832	772	208	67	551	19	1298	71	5	.265	
TEXAS	67	95	4.92	162	1	5	506	42	1431.0	1516	848	783	222	72	491	23	1121	57	8	.271	
KANSAS CITY	58	104	4.94	162	2	8	483	33	1432.0	1542	833	786	205	51	549	28	1157	68	4	.275	
BALTIMORE	47	115	5.18	162	2	7	490	28	1431.0	1552	892	824	234	67	589	29	1203	81	8	.276	
TOTALS	1207	1223	4.27	1215	25	143	8061	623	21660.2	20756	11075	10266	2932	996	7666	319	20425	14	65	.250	

## CLUB FIELDING

CLUB	PCT	G	PO	A	E	TC	DP	TP	PB
LOS ANGELES	.987	162	4312	1502	76	5890	173	0	18
KANSAS CITY	.987	162	4296	1529	77	5902	142	0	10
BOSTON	.987	162	4376	1366	77	5819	106	0	25
CLEVELAND	.986	162	4372	1353	83	5808	123	0	9
TAMPA BAY	.986	162	4345	1483	85	5913	136	0	17
OAKLAND	.985	162	4397	1594	89	6080	125	0	17
SEATTLE	.985	162	4346	1486	88	5920	152	1	13
NEW YORK	.984	162	4369	1344	94	5807	95	0	25
DETROIT	.984	162	4276	1428	95	5799	126	0	8
MINNESOTA	.984	162	4330	1454	97	5881	127	0	12
TORONTO	.983	162	4301	1447	101	5849	138	0	8
BALTIMORE	.982	162	4293	1537	104	5934	159	0	9
CHICAGO	.981	162	4311	1431	113	5855	135	0	20
TEXAS	.980	162	4293	1558	120	5971	168	1	13
TOTALS	.985	1215	64982	21881	1362	88225	2021	2	219

## NICK KAMZIC SCOUT OF THE YEAR AWARD

The Nick Kamzic Award is given annually to the Angels' scout who epitomizes the dedication, perseverance and excellence demonstrated by the award's namesake. Nick Kamzic, a Chicago-based scout in the Angels' organization for 39 seasons, joined the franchise in its initial 1961 season (he proudly called himself "Mr. Autry's first hire") and continued scouting for the Angels through the 1999 season. Named the National Scout of the Year (Midwest) in 1996, he passed away from heart failure, Dec. 12, 2000, one week before his 82nd birthday. Like the many hard-working and dedicated scouts who proudly represent baseball throughout the nation, the following individuals demonstrate those special qualities that have earned them recognition as the Angels' Scout of the Year:

- |                                   |                                       |                           |
|-----------------------------------|---------------------------------------|---------------------------|
| 1996 — Moose Stubing              | 2004 — Mike Silvestri/Dale Sutherland | 2012 — Ralph Reyes        |
| 1997 — Darrell Miller             | 2005 — Ron Marigny/Brad Sloan         | 2013 — Joel Murrie        |
| 1998 — Tony LaCava                | 2006 — Jack Uhey/Jeff Schugel         | 2014 — Nick Gorneault     |
| 1999 — Tom Burns                  | 2007 — Tom Kotchman                   | 2015 — Brandon McArthur   |
| 2000 — Tim Corcoran               | 2008 — Chris McAlpin                  | 2016 — Ric Wilson         |
| 2001 — Marc Russo/Leo Perez       | 2009 — Scott Richardson               | 2017 — Ryan Leahy         |
| 2002 — Kevin Ham                  | 2010 — Greg Morhardt                  | <b>2018 — Brian Tripp</b> |
| 2003 — Clay Daniel/Rich Schlenker | 2011 — John Gracio                    |                           |



*My husband was an AL umpire for 15 years. Since we married after he retired I am not eligible to receive his pension now that he has passed. After three heart attacks, I learned that I have atrial fibrillation and high blood pressure. Disability expired and I am on a three year waiting list for housing assistance. Without the help of B.A.T., I do not know what I would do or how I would live.*

I am a widow to an umpire

I am a member of the Baseball Family

I am a B.A.T.™ grant recipient



The Baseball Assistance Team provides members of the Baseball Family with medical, financial and psychological assistance through charitable contributions from corporations, foundations and individuals. If you know of a member of the Baseball Family in need of assistance please contact B.A.T. at 866-605-4594. All grants are confidential.



Connect with us on Facebook and Twitter  
[www.baseballassistanceteam.com](http://www.baseballassistanceteam.com)

# ANGELS RECORDS

Nolan Ryan owns several franchise and Major League records

RED SOX  
ANGELS

SS	BURLES
2B	REMY
LF	RICE
1B	YASTRZ
C	FISK
CF	LYNN
DH	BROHAN
RF	EVANS
3B	HOBSON





# ANGELS RECORDS

(Editor's Note: All Records Exclusive of 1972, 1981, 1994 & 1995 Seasons Unless Otherwise Noted)

## CLUB GENERAL

### SINGLE-SEASON GAMES WON-LOST

Most Games Played	163	1974 & 1969
Most Games Won	100	2008
Fewest Games Won	65	1980
Most Games Won, Home	54	2007 & 2002
Fewest Games Won, Home	30	1980
Most Games Won, Road	50	2008
Fewest Games Won, Road	24	1961
Best Record, Home	54-27	2007 & 2002
Best Record, Road	50-31	2008
Most Games Won, Before All-Star Break	57	2014 & 2008
Most Games Over .500 at All-Star Break	20 (57-37)	2014
Highest Won-Lost Pct.	.617 (100-62)	2008
Lowest Won-Lost Pct.	.406 (65-95)	1980
Most Games Lost	95	1980 & 1968
Most Games Lost, Home	51	1980
Fewest Games Lost, Home	27	2007 & 2002
Most Games Lost, Road	55	1961
Most Shutouts Participated	44	1964
Most Shutouts Won	28	1964
Most Shutouts Won, Home	18	1964
Most Shutouts Won, Road	12	1989
Most Shutouts Lost	23	1971
Most Shutouts Lost, Home	11	1972 & 1971
Most Shutouts Lost, Road	15	1969
Fewest Times Shutout	3	2014 & 1982
Fewest Times Shutout, Road	0	2014
Most One-Run Games	63	1967 & 1964
Most One-Run Games Won	37	1967
Most Games Won vs. One Club	15	2010 (Seattle) 2005 (Texas)
Most Games Won vs. One Club, Home	9	1967 (Oakland)
Most Games Won vs. One Club, Road	9	2014 (Texas)
Most Games Lost vs. One Club	15	2013 (Texas) 2001 (Seattle)
Most Games Lost vs. One Club, Home	8	2001 (Seattle) 1975 (Kansas City)
Most Games Lost vs. One Club, Road	9	2013 (Texas) 1965 (Chicago) 1961 (New York)
Most Extra-Inning Games Won	13	1976
Best Extra-Inning Record	11-3 (.786)	1985
Most Extra-Inning Games Lost	14	1983
Most 1-0 Games Won	10	1964
Most 1-0 Games Lost	5	1971, 1968 & 1967
Most Games Won, Homestand	11	2011 (June 27-July 20) 1962 (July 6-25)
Best Homestand Record	7-0	2004 (May 3-9)
Most Games Lost, Homestand	11	1988 (Sept. 13-25) 1963 (Aug. 2-18)
Worst Homestand Record (min. 7 games)	1-9	1980 (June 6-15)
Most Games Won, Road Trip	14	1962 (June 15-July 4)
Best Road Trip Record	6-0	2013 (June 25-30) 2002 (Sept. 3-8) 1979 (Apr. 13-19)
Most Games Lost, Road Trip	18	1961 (May 30-June 18)
Worst Road Trip Record	0-10	1969 (May 16-25)
Most Four-Game Sweeps	5	2014
Best Month	22-6	1998 (June)
Worst Month	7-20	1988 (Sept.)
Most Games Won vs. RHP	75	2007
Most Games Lost vs. RHP	75	1999
Most Games Won vs. LHP	37	2009
Most Games Lost vs. LHP	36	1974
Most Players Used	60	2018
Fewest Players Used	32	1978
Most Pitchers Used	35	2018
Fewest Pitchers Used	13	1978
Most Times Using Disabled List	32	2018



# ANGELS RECORDS



## SEASON

### SINGLE-SEASON TEAM BATTING

Highest Average	..... 285	2009
Lowest Average	..... 227	1968
Highest Average with RISP	..... 297	2009
Highest Slugging Pct.	..... 472	2000
Lowest Slugging Pct.	..... 318	1976 & 1968
Most At-Bats	..... 5,686	1996
Most Runs	..... 883	2009
Fewest Runs	..... 498	1968
Most Total Bases	..... 2,659	2000
Most Hits	..... 1,604	2009
Fewest Hits	..... 1,209	1968
Most Players, 100-or-more Hits	..... 10	2009
Most Players, 50-or-more RBI	..... 11	2009 (MLB Record)
Most One-Base Hits	..... 1,132	2004
Most Two-Base Hits	..... 333	2002
Most Three-Base Hits	..... 54	1966
Most Home Runs	..... 236	2000
Fewest Home Runs	..... 55	1975
Most Grand Slams	..... 8	1983 & 1979
Most Home Runs, Home:		
Angel Stadium of Anaheim	..... 130	2000
Anaheim Stadium	..... 104	1996
Chavez Ravine	..... 50	1962
Wrigley Field	..... 122	1961
Fewest Home Runs, Home	..... 24	1976, 1975 & 1963
Most Home Runs, Road	..... 106	2000
Fewest Home Runs, Road	..... 31	1975
Most Extra-Base Hits	..... 579	2000
Most Runs Batted In	..... 841	2009
Most Game-Winning RBI	..... 98	2002
Most Pinch-Hits	..... 58	1961
Fewest Pinch-Hits	..... 11	2011
Most PH Home Runs	..... 9	1987
Most PH RBI	..... 38	1973
Highest PH Average	..... 333	1982
Most Hits, DH	..... 196	1979
Fewest Hits, DH	..... 121	2001
Most Home Runs, DH	..... 37	1979
Fewest Home Runs, DH	..... 8	2001
Most RBI, DH	..... 134	1979
Fewest RBI, DH	..... 56	2001
Highest Average, DH	..... 318	1979
<b>Most Strikeouts</b>	<b>..... 1,300</b>	<b>2018</b>
<b>Most Players, 100-or-more Strikeouts</b>	<b>..... 5</b>	<b>2018 &amp; 2014</b>
Fewest Strikeouts	..... 682	1978
Most Stolen Bases	..... 220	1975
<b>Highest Stolen Base Pct.</b>	<b>..... 80.2</b>	<b>2018 &amp; 2012</b>
Most Caught Stealing	..... 108	1975
Most Sacrifice Hits	..... 114	1982
Most Sacrifice Flies	..... 65	2007
Most Base on Balls	..... 681	1961
Fewest Base on Balls	..... 416	1992
Most Hit by Pitcher	..... 77	2001
Most Grounded into Double Plays	..... 150	2013
Fewest Grounded into Double Plays	..... 98	1975
Most Left on Base	..... 1,218	1996
Fewest Left on Base	..... 975	1992





# ANGELS RECORDS

## SEASON

### CLUB FIELDING

Highest Percentage	..... 987	..... 2018
Lowest Percentage	..... 969	..... 1961
Most Putouts	..... 4,448	..... 2014
Fewest Putouts	..... 4,264	..... 2016
Most Assists	..... 2,077	..... 1983
Fewest Assists	..... 1,462	..... 2017
Most Total Chances	..... 6,653	..... 1983
Fewest Total Chances	..... 5,844	..... 2016
Most Errors	..... 192	..... 1961
Fewest Errors	..... 76	..... 2018
Most Errorless Games	..... 105	..... 2018
Most Double Plays	..... 203	..... 1985
Fewest Double Plays	..... 55	..... 1963
Most Passed Balls	..... 30	..... 1969
Fewest Passed Balls	..... 4	..... 1984 & 1982

### CLUB PITCHING

Lowest ERA	..... 2.91	..... 1964
Highest ERA	..... 5.30	..... 1996
WHIP (Walks/Hits per IP)	..... 1.22	..... 2014 & 1968
Most Complete Games	..... 72	..... 1973
Fewest Complete Games	..... 1	..... 2018 & 2017
Most Innings Pitched	..... 1,482.2	..... 2014
Fewest Innings Pitched	..... 1,421.1	..... 2016
Most Hits	..... 1,636	..... 1983
Fewest Hits	..... 1,234	..... 1968
Most Runs	..... 943	..... 1996
Fewest Runs	..... 551	..... 1964
Most Earned Runs	..... 847	..... 1996
Fewest Earned Runs	..... 469	..... 1964
Most Base on Balls	..... 713	..... 1961
Fewest Base on Balls	..... 443	..... 2005
Most Strikeouts	..... 1,386	..... 2018
Fewest Strikeouts	..... 668	..... 1983
Most Strikeouts, Starters	..... 855	..... 1973
Most Strikeouts, Relievers	..... 603	..... 2018
Most Strikeouts per 9 IP	..... 8.68	..... 2018
Most Holds	..... 86	..... 2018
Most Saves	..... 66	..... 2008
Fewest Saves	..... 12	..... 1974
Most Blown Saves	..... 28	..... 1988
Most Shutouts	..... 28	..... 1964
Fewest Shutouts	..... 1	..... 2001
Most Home Runs	..... 228	..... 2000
Fewest Home Runs	..... 91	..... 1965
Most Grand Slams	..... 10	..... 2003
Most Hit Batsmen	..... 84	..... 1996
Most Wild Pitches	..... 87	..... 2018
Most Balks	..... 37	..... 1988
Most Pitchers Used	..... 35	..... 2018
Most Starting Pitchers Used	..... 17	..... 1967
Fewest Starting Pitchers Used	..... 6	..... 2004
Most Starters, 10-or-more wins	..... 5	..... 2008
Most Pitchers, 10-or-more wins	..... 6	..... 2008

ANGELS RECORDS

### MOST HOME RUNS IN A MONTH BY AN ANGEL PLAYER

MONTH	PLAYER	HR	YEAR
March/April	Mike Trout	10	2018
May	Mo Vaughn	13	2000
June	Albert Pujols	13	2015
	Tim Salmon	13	1996
July	Mike Trout	12	2015
August	Bobby Bonds	12	1977
September	Vladimir Guerrero	10	2004
	Mo Vaughn	10	1999
Sept./Oct.	Vladimir Guerrero	11	2004
	Mo Vaughn	11	1999

### MOST RBI IN A MONTH BY AN ANGEL PLAYER

MONTH	PLAYER	RBI	YEAR
April	Don Baylor	28	1979
May	Mo Vaughn	28	1999
June	Vladimir Guerrero	30	2004
July	Jim Edmonds	34	1995
	Don Baylor	34	1979
August	Kendrys Morales	33	2009
September	Garret Anderson	27	2000
	Mo Vaughn	27	1999
	Don Baylor	27	1978
	Bob Oliver	27	1973
	Frank Robinson	27	1973
Sept./Oct.	Mo Vaughn	29	1999



## SEASON

### INDIVIDUAL BATTING

#### HIGHEST AVERAGE

Right-Handed	.337	2004 (Vladimir Guerrero)
Left-Handed	.355	2000 (Darin Erstad)
Switch-Hitter	.330	2007 (Chone Figgins)
Most Games	162	1979 (Don Baylor) 1971 & 1970 (Sandy Alomar) 1966 (Jim Fregosi) 1964 (Bobby Knoop) 1971 (Sandy Alomar)
Most At-Bats	689	1971 (Sandy Alomar)
Most Runs	129	2012 (Mike Trout)

#### MOST HITS

Right-Handed	206	2004 (Vladimir Guerrero)
Left-Handed	240	2000 (Darin Erstad)
Switch Hitter	186	2005 (Chone Figgins)

#### MOST ONE-BASE HITS

Right-Handed	156	1970 (Alex Johnson)
Left-Handed	170	2000 (Darin Erstad)
Switch Hitter	148	1971 (Sandy Alomar)

#### MOST TWO-BASE HITS

Right-Handed	50	2012 (Albert Pujols)
Left-Handed	56	2002 (Garret Anderson)
Switch Hitter	43	2009 (Kendrys Morales)

#### MOST THREE-BASE HITS

Right-Handed	13	1968 (Jim Fregosi)
Left-Handed	13	1975 (Mickey Rivers)
Switch Hitter	17	2004 (Chone Figgins)

#### MOST HOME RUNS

Right-Handed	47	2000 (Troy Glaus)
Left-Handed	39	1982 (Reggie Jackson)
Switch Hitter	34	2009 (Kendrys Morales)
Leadoff Position	30	2012 (Mike Trout)
Leading Off Game	7	1987 (Brian Downing)
Road	24	1963 & 1962 (Leon Wagner)
Month	13	2015 (June - Albert Pujols ) 2000 (May - Mo Vaughn) 1996 (June - Tim Salmon)
Grand Slams	3	2002 (David Eckstein) 1979 & 1978 (Joe Rudi)

#### MOST HOME RUNS, HOME

Angel Stadium	24	2000 (Troy Glaus)
Anaheim Stadium	23	1993 (Tim Salmon)
Chavez Ravine	13	1962 (Leon Wagner)
Wrigley Field	19	1961 (Leon Wagner)

#### MOST EXTRA-BASE HITS

Most Extra-Base Hits	88	2002 (Garret Anderson)
----------------------	----	------------------------

#### MOST RBI

Right-Handed	139	1979 (Don Baylor)
Left-Handed	123	2002 & 2001 (Garret Anderson)
Switch Hitter	112	1993 (Chili Davis)
Month	34	1979 (July - Don Baylor) 1995 (July - Jim Edmonds)
Most Game-Winning RBI	21	1982 (Don Baylor)

#### MOST TOTAL BASES

Right-Handed	366	2004 (Vladimir Guerrero)
Left-Handed	366	2000 (Darin Erstad)
Switch Hitter	322	2009 (Kendrys Morales)

#### MISC.

Highest Slugging Pct.	.629	2017 (Mike Trout)
Highest On-Base Pct.	.460	2018 (Mike Trout)
Highest Pinch-Hit Average (20+ AB)	.435	1964 (Willie Smith; 10/23)
Most At-Bats Pinch-Hitter	56	1973 (Winston Llenas)
Most Hits, PH	16	1973 (Winston Llenas)
Most Home Runs, PH	4	1996 (Jack Howell)
Most RBI, PH	18	1973 (Winston Llenas)





# ANGELS RECORDS

## SEASON

### INDIVIDUAL BATTING CONTINUED

Most Times On Base	309	2013 (Mike Trout)
Most Runs Created	142	2013 (Mike Trout)
Highest Designated Hitter Average★	349	1979 (Don Baylor)
Most At-Bats, DH	608	1982 (Don Baylor)
Most Hits, DH	160	1982 (Don Baylor)
Most Home Runs, DH	28	1996 (Chili Davis)
Most RBI, DH	112	1993 (Chili Davis)
Most Strikeouts	184	2014 (Mike Trout), 2013 (Mark Trumbo)
Most Stolen Bases	70	1975 (Mickey Rivers)
Highest Stolen Base Pct.	92.3 (24/26)	2018 (Mike Trout)
Most Caught Stealing	24	1993 (Chad Curtis & Luis Polonia)
Most Base on Balls	122	2018 (Mike Trout)
Most Intentional Base on Balls	28	2007 (Vladimir Guerrero)
Most Sacrifice Hits	26	1982 (Tim Foli)
Most Sacrifice Flies	13	1979 (Dan Ford)
Most Hit by Pitch	27	2002 (David Eckstein)
Most Grounded Into Double Plays	28	2014 (Albert Pujols)

★ Based on 250-or-more At-Bats

### INDIVIDUAL PITCHING

#### LOWEST ERA

Starter (in starts only)	1.57	1964 (Dean Chance)
Reliever (in relief outings only)	1.31	1964 (Bob Lee)

#### MOST GAMES WON

RHP	22	1974 (Nolan Ryan)
LHP	22	1970 (Clyde Wright)
Home	13	1973 & 1972 (Nolan Ryan)
Road	13	2002 (Jarrod Washburn)
Reliever	12	1967 (Minnie Rojas) 1966 (Jack Sanford)

#### MOST GAMES LOST

RHP	19	1991 (Kirk McCaskill)
LHP	19	1974 (Frank Tanana) 1973 (Clyde Wright) 1967 (George Brunet)

Most Games	78	2005 (Scot Shields)
Most Games Started	41	1974 (Nolan Ryan)
Most Complete Games	26	1974 & 1973 (Nolan Ryan)
Most Scoreless Appearances	67	2014 (Joe Smith)
Most Saves, RHP	62 (MLB Record)	2008 (Francisco Rodriguez)
Most Saves, LHP	48	2009 (Brian Fuentes)
Most Saves, Month	12	2008 (July - Francisco Rodriguez) 2006 (Aug. - Francisco Rodriguez) 2005 (Sept. - Francisco Rodriguez) 1991 (Sept. - Bryan Harvey)
Best Save Pct. (min. 30 SVO)	.929 (39/42)	2001 (Troy Percival)
Most Shutouts	11	1964 (Dean Chance)
Most Innings	332.2	1974 (Nolan Ryan)
Most Hits	287	1983 (Tommy John)
Fewest Hits★	160	1971 (Rudy May)
Most Runs	130	1988 (Mike Witt)
Fewest Runs★	56	1964 (Dean Chance)
Most Earned Runs	118	1996 (Jim Abbott)
Fewest Earned Runs★	51	1964 (Dean Chance)
Most Base on Balls	204	1977 (Nolan Ryan)
Fewest Base on Balls★	28	2005 (Paul Byrd)
Most Strikeouts	383 (MLB Record)	1973 (Nolan Ryan)
Fewest Strikeouts★	65	1973 (Clyde Wright)
Most Games, 10-or-more Strikeouts	23	1973 (Nolan Ryan)
Most Home Runs	40	2002 (Ramon Ortiz) 1996 (Shawn Boskie)
Most Hit Batsmen	21	1969 (Tom Murphy)
Most Wild Pitches		
Starter	22	2014 (Garrett Richards)
Reliever	13	2004 (Kevin Gregg)
Most 1-0 Victories	6	1964 (Dean Chance)
Most Games Finished	69	2008 (Francisco Rodriguez)
Highest Won-Lost Percentage (min. 15 decisions)	.800 (20-5)	2012 (Jered Weaver)
	.800 (16-4)	2014 (Matt Shoemaker)

★Based on 200-or-more innings pitched



## GAME

CLUB GENERAL	
Players Used, Game	25..... 2017 (Sept. 4 at OAK) 1986 (Sept. 10 at CLE)
Longest Game Time, Home (9 innings)	4:12..... 2017 (Aug. 6 vs. OAK)
Longest Game Time, Road (9 innings)	4:35..... 2017 (Sept. 1 at TEX)
Shortest Game Time, Home (9 innings)	1:31..... 1972 (May 6 vs. MIL)
Shortest Game Time, Road (9 innings)	1:38..... 1963 (Sept. 25 at NYY)
Longest Game Time, Extra-Innings, Home	6:32..... 2014 (Aug. 9 vs. BOS; 19 inn.)
Longest Game Time, Extra-Innings, Road	6:32..... 2013 (Apr. 29 at OAK; 19 inn.)
Longest Game, Innings, Home	20..... 1982 (Apr. 13 vs. SEA)
Longest Game, Innings, Road	20..... 1971 (July 9 at OAK)
Most Left On Base (9 Innings)	17..... 1986 (Aug. 15 at MIN) 1982 (Sept. 18 at TOR)
Most Left On Base, Extra-Innings	20..... 1968 (Aug. 21 vs. BAL - 15 inn.)
Most Double Plays Turned by Angels	6..... 1998 (May 12 at CWS) 1975 (Aug. 8 vs. NYY) 1966 (May 1 at BOS) 1963 (Aug. 23 at WAS)
Largest Winning Margin	22 (24-2)..... 1979 (Aug. 25 at TOR)
Largest Winning Margin, Home	19 (19-0)..... 2002 (May 10 vs. CWS)
Largest Losing Margin	18 (21-3)..... 2018 (Sept. 20 at OAK)
Largest Deficit Overcome, Win	8..... 1986 (Aug. 29 vs. DET; 13-12 win; Trailed 3-11 after 6 1/2)
Largest Deficit Overcome, Loss	9..... 1997 (July 31 vs. CWS; 14-12 loss)
Most Runs, Both Clubs	30 (9-21)..... 2000 (Sept. 30 vs. SEA)
Most Errors, 9 Innings	6..... 1975 (June 27 vs. OAK)
Most Errors, Extra-Innings	6..... 1963 (Apr. 16 at MIN - 13 inn.)

## CLUB BATTING

Most Runs	24 (24-2)..... 1979 (Aug. 25 at TOR)
Most Runs, Home	21 (21-6)..... 2004 (Aug. 25 vs. KC)
Most Runs, Inning	13..... 1997 (May 12 vs. CWS - 7th inn.) 1978 (Sept. 14 at TEX - 9th inn.)
Most Runs, Extra Inning (Single Inning)	9..... 2009 (Aug. 16 at BAL, 13th inn.)
Most Hits	26..... 1980 (June 20 at BOS) 1979 (Aug. 25 at TOR)
Most Hits, Inning	11..... 1997 (May 12 vs. CWS - 7th inn.) 1966 (Apr. 30 at BOS - 8th inn.)
Most Hits, First Inning	10..... 2013 (Apr. 20 vs. DET)
Most Total Bases	52..... 1980 (June 20 at BOS)
Most Total Bases, Inning	24..... 1966 (Apr. 30 at BOS - 8th inn.)
Most One-Base Hits	20..... 1967 (Aug. 23 at CLE)
Most Two-Base Hits	10..... 1999 (Apr. 12 at TEX)
Most Three-Base Hits	3 (16th time)..... 2011 (Sept. 2 vs. MIN)
Most Home Runs	7..... 2003 (June 4 at MON - Puerto Rico)
Most Home Runs, Inning	4..... 2000 (May 28 at KC - 5th inn.)
Most Home Runs, Both Clubs	11..... 1994 (July 1 at BAL; Cal - 5, Bal. - 6)
Most Walks, 9 Innings	14..... 2000 (Sept. 23 at TEX)
Most Walks, Extra-Innings	14..... 1976 (May 8 vs. CLE - 13 inn.)
Most Strikeouts, 9 Innings	18..... 1978 (June 16 at NYY - Guidry)
Most Strikeouts, Extra-Innings	26..... 1971 (July 9 at OAK - 20 inn.)
Most Stolen Bases	7..... 1981 (Aug. 25 vs. BOS)
Most Stolen Bases, Inning	4 (last time)..... 1997 (June 28 at SEA, 7th inn.)
Most Steals of Home	2..... 1966 (Sept. 3 vs. WAS)
Most Steals by Opponent	8..... 2016 (Aug. 12 at CLE)
Most Extra-Base Hits	13..... 1980 (June 20 at BOS) 1979 (Aug. 25 at TOR)
Most Pinch-Hitters Used	7..... 1968 (Sept. 4 vs. CLE)





# ANGELS RECORDS

## GAME

### CLUB PITCHING

Most Runs Allowed	21	2018 (Sept. 20 at OAK) 2000 (Sept. 30 vs. SEA)
Most Runs Allowed, Home	21	2000 (Sept. 30 vs. SEA)
Most Runs Allowed, Road	21	2018 (Sept. 20 at OAK)
Most Runs Allowed, Inning	13	1996 (July 5 at OAK - 1st inn.) 1990 (July 8 at MIL - 5th inn.)
Most Hits Allowed	26	1980 (Aug. 28 at BAL)
Most Hits Allowed, Inning	10	1990 (July 8 at MIL - 5th inn.)
Most Two-Base Hits Allowed	8	1994 (Aug. 9 vs. KC) 1980 (Aug. 28 at BAL)
Most Home Runs Allowed	8	2005 (June 30 at TEX) 1996 (June 27 vs. OAK)
Most Home Runs Allowed, Inning	4	2000 (May 26 at KC - 6th inn.) 1995 (Sept. 5 at BAL - 2nd inn.) 1963 (July 31 at CLE - 3rd inn.)
Most Base on Balls Allowed, 9 Innings	12 (last time)	2000 (Sept. 30 vs. SEA)
Most Base on Balls Allowed, Extra-Innings	13	1994 (Aug. 6 vs. CWS, 10 inn.) 1992 (July 12 at DET, 10 inn.)
Most Strikeouts, 9 Innings	20	2012 (Sept. 25 at SEA)
Most Strikeouts, Extra-Innings	26	2004 (June 8 vs. MIL, 17 inn.)
Most Hit Batsmen	5	2018 (Aug. 12 vs. OAK) 2001 (June 7 vs. OAK)
Most Wild Pitches	6	1991 (Apr. 13 at MIN)
Most Pitchers Used, 9 Innings	9 (last time)	2018 (Apr. 4 vs. CLE)
Most Pitchers Used, Extra-Innings	12	2017 (Sept. 4 at OAK, 11 inn.)

### INDIVIDUAL BATTING

Most At-Bats (9 inn.)	7	Jim Edmonds . . . . . 1995 (June 29 at TEX) Wally Joyner . . . . . 1986 (Aug. 5 at MIN) Don Baylor . . . . . 1979 (Aug. 25 at TOR) Albie Pearson . . . . . 1961 (July 21 vs. WAS)
Most At-Bats (Extras)	9	Albert Pujols . . . . . 2014 (Aug. 9 vs. BOS; 19 inn.) Brendan Harris, Howie Kendrick . . . . . 2013 (Apr. 29 at OAK; 19 Inn.) Don Baylor . . . . . 1982 (Apr. 13 vs. SEA; 20 inn.)
Most Runs	5	C.J. Cron . . . . . 2016 (July 2 at BOS) Mark Trumbo . . . . . 2013 (Sept. 10 at TOR) Erick Aybar . . . . . 2011 (Sept. 18 at BAL) Tim Salmon . . . . . 1998 (Apr. 12 at CLE)
Most Hits	6	C.J. Cron . . . . . 2016 (July 2 at BOS - 9 inn.) Chone Figgins . . . . . 2007 (June 18 vs. HOU - 9 inn.) Garret Anderson . . . . . 1996 (Sept. 27 at TEX - 15 inn.) Several times; last - Martin Maldonado . . . . . 2017 (Aug. 2 vs. PHI - 3rd inn.)
Most Hits, Inning	2	Garret Anderson . . . . . 1996 (Sept. 27 at TEX)
Most Hits, Extra-Innings	6	Garret Anderson . . . . . 1996 (Sept. 27 at TEX)
Most Two-Base Hits	3	Several times; last - Mike Trout . . . . . 2018 (May 26 at NYY)
Most Three-Base Hits	2	Several times; last - Erick Aybar . . . . . 2011 (Sept. 2 vs. MIN)
Most Home Runs, Game	3	Torii Hunter . . . . . 2009 (June 13 vs. SD) Garret Anderson . . . . . 2003 (June 4 at MON - Puerto Rico)
Most Extra-Base Hits	4	Troy Glaus . . . . . 2002 (Sept. 15 vs. TEX) Dave Winfield . . . . . 1991 (Apr. 13 at MIN) Wally Joyner . . . . . 1987 (Oct. 3 vs. CLE) Reggie Jackson . . . . . 1986 (Sept. 18 vs. KC) Doug DeCinces . . . . . 1982 (Aug. 8 at SEA) 1982 (Aug. 3 vs. MIN) Fred Patek . . . . . 1980 (June 20 at BOS) Carney Lansford . . . . . 1979 (Sept. 1 at CLE) Leroy Stanton . . . . . 1973 (July 10 at BAL) Lee Thomas . . . . . 1961 (Sept. 5 at KC)
Most Total Bases	15	11 times; last - Mike Trout . . . . . 2018 (May 26 at NYY)
Most RBI	10	Dave Winfield . . . . . 1991 (Apr. 13 at MIN) Garret Anderson . . . . . 2007 (Aug. 21 vs. NYY)
Most Base on Balls, 9 Innings	4	Several times; last - Mike Trout . . . . . 2018 (July 23 vs. CWS)
Most Base on Balls, Extra-Innings	5	Albie Pearson . . . . . 1963 (Apr. 24 at DET - 14 inn.) 1961 (June 25 vs. BAL - 15 inn.)
Most Intentional Base on Balls	3	7 times; last - Mike Trout . . . . . 2018 (May 1 vs. BAL)
Most Strikeouts, 9 Innings	4	Several times, last - Justin Upton . . . . . 2018 (Sept. 9 at CWS)
Most Strikeouts, Extra-Innings	6	Bill Cowan . . . . . 1971 (July 9 at CLE) Rick Reichardt . . . . . 1966 (May 31 vs. SEA)
Most Grounded Into Double Plays	3	4 times; last - Josh Hamilton . . . . . 2013 (June 18 vs. SEA)
Most Stolen Bases	4	4 times; last - Cameron Maybin . . . . . 2017 (June 9 at HOU)
Most Caught Stealing	3	Luis Polonia . . . . . 1993 (May 24 at SEA)
Players Hitting for Cycle		Mike Trout . . . . . 2013 (May 21 vs. SEA) Chone Figgins . . . . . 2006 (Sept. 16 at TEX) Jeff DaVanon . . . . . 2004 (Aug. 25 vs. KC) Dave Winfield . . . . . 1991 (June 24 at KC) Dan Ford . . . . . 1979 (Aug. 10 vs. SEA) Jim Fregosi . . . . . 1968 (May 20 vs. BOS) 1964 (July 28 vs. NYY)

ANGELS RECORDS



## GAME

5-for-5 Game	Mike Trout	2018 (May 26 at NYY)
		2018 (Sept. 8 at CWS)
	Yunel Escobar	2016 (Aug. 17 vs. SEA)
		2016 (July 26 at KC)
	Erick Aybar	2015 (July 3, 2015 at TEX)
	Mark Trumbo	2013 (Sept. 10 at TOR)
	Bobby Abreu	2011 (Apr. 3 at KC)
	Kendrys Morales	2009 (Aug. 28 vs. OAK)
	Casey Kotchman	2008 (July 23 vs. CLE)
	Chone Figgins	2007 (June 18 vs. HOU - 6-for-6)
	David Eckstein	2004 (June 2 vs. BOS)
	Darin Erstad	2002 (Aug. 27 vs. TB)
	Tim Salmon	2002 (July 19 vs. SEA)
	Mo Vaughn	2000 (May 24 at MIN)
	Gary DiSarcina	1998 (Sept. 24 at OAK)
		1998 (June 13 at TEX)
	Darin Erstad	1998 (June 9 at ARI)
	Rex Hudler	1996 (May 26 vs. BOS)
	Tony Phillips	1995 (June 14 vs. MIN)
	Chili Davis	1995 (May 10 vs. TEX)
	Chris Turner	1994 (July 5 at BOS)
	Tim Salmon	1994 (May 13 at SEA)
	Dave Winfield	1991 (June 24 at KC)
	Dave Gallagher	1991 (May 19 at BAL)
	Bob Boone	1988 (June 17 at KC)
	Juan Beniquez	1984 (May 29 vs. NYY)
	Rod Carew	1981 (Aug. 21 vs. CLE)
	Rick Burleson	1981 (June 3 at TOR)
	Dickie Thon	1980 (May 28 vs. TEX)
	Brian Downing	1979 (Apr. 15 at OAK)
	Mario Guerrero	1977 (June 14 at MIN)
	Richie Scheinblum	1973 (July 28 at KC)
	Tom Satriano	1968 (Aug. 11 at BAL)
	Lee Thomas	1961 (Sept. 5 at KC)

## INDIVIDUAL PITCHING

Perfect Game	Mike Witt	1984 (Sept. 30 at TEX)
No-Hitters, Angels (incl. combined)	Jerod Weaver	2012 (May 2 vs. MIN)
	Ervin Santana	2011 (July 27 at CLE)
	Jerod Weaver, Jose Arredondo (unofficial)	2008 (June 28 at LAD, 8 IP)
	Mark Langston, Mike Witt	1990 (Apr. 11 vs. SEA)
	Mike Witt	1984 (Sept. 30 at TEX - Perfect Game)
	Nolan Ryan	1975 (June 1 vs. BAL)
		1974 (Sept. 28 vs. MIN)
		1973 (July 15 at DET)
		1973 (May 15 at KC)
	Clyde Wright	1970 (July 3 vs. OAK)
	Bo Belinsky	1962 (May 5 vs. BAL)
No-Hitters, Opponents (incl. combined)	Eric Milton	1999 (Sept. 11 at MIN)
	Kenny Rogers	1994 (July 28 at TEX - Perfect Game)
	Joe Cowley	1986 (Sept. 19 vs. CWS)
	Bert Blyleven	1977 (Sept. 22 vs. CLE)
	Dennis Eckersley	1977 (May 30 at CLE)
	Vida Blue	1975 (Sept. 28 at OAK)
	Glenn Abbott	
	Paul Lindblad	
	Rollie Fingers	
	Earl Wilson	1962 (June 26 at BOS)
One-Hitters, Angels (individual)	19	(last time - Andrew Heaney) 2018 (June 5 vs. KC)
One-Hitters, Opponents (individual)	22	(last time - Justin Verlander) 2015 (Aug. 26 at DET)
Most Earned Runs Allowed	13	Scott Kazmir 2010 (July 10 at OAK)
Most Hits Allowed	15	John Lackey 2008 (July 10 at TEX - 5.2 IP)
	Paul Hartzell	1976 (Sept. 9 at KC - 8.2 IP)
Most Home Runs Allowed	5	Willie Fraser 1988 (Aug. 16 at NYY)
Most Base on Balls, 9 Innings	10	Andy Hassler 1974 (Sept. 4 at OAK)
	Nolan Ryan	1974 (Apr. 5 at CWS)
Most Base on Balls, Extra-Innings	11	Rudy May 1973 (Sept. 17 at OAK - 12.2 IP)
Most Base on Balls, Inning (No IBB)	5	(last time - Zack Greinke) 2012 (Aug. 8 at OAK)
Most Strikeouts, 9 Innings	19	Nolan Ryan 1974 (Aug. 12 vs. BOS)
Most Strikeouts, Extra-Innings	19	Nolan Ryan 1977 (June 8 vs. TOR - 10 IP)
		1974 (Aug. 20 vs. DET - 11 IP)
		1974 (June 14 vs. BOS - 13 IP)
Most Strikeouts, Inning	4	Zack Greinke 2012 (Sept. 25 vs. SEA)
	Scott Shields	2008 (June 21 at PHI, 8th inn.)
	Chuck Finley	1999 (Aug. 15 vs. DET, 1st inn.)
		1999 (May 12 at NYG, 3rd inn.)
	Ryne Duren	1961 (May 18 vs. CWS, 7th inn.)
Most Hit Batsmen	4	Scott Schoeneweis 2001 (June 7 vs. OAK)
	Omar Olivares	1999 (June 13 vs. ARI)
	Steve Sparks	1999 (May 22 at TB)
	Ken McBride	1964 (Apr. 23 vs. CLE)
Striking Out the Side, 9 Pitches		Garrett Richards 2014 (June 4 at HOU - 2nd inn.)
	Nolan Ryan	1972 (July 9 vs. BOS - 2nd inn.)





# ANGELS RECORDS

## CONSECUTIVE

### CLUB GENERAL

Games Won	11	1964 (June 16-26)
Games Won, Home	12	1967 (July 4-Aug. 4)
Games Won, Road	11	2018 (Mar. 30-Apr. 24) 1988 (July 6-Aug. 2)
Games Won Vs. One Club	14	vs. DET (May 8, 2002-Aug. 23, 2003)
Games Won vs. One Club, Home	11	vs. DET (May 8, 2002-May 5, 2004)
Games Won vs. One Club, Road	9	1965 (KC - 3) 1964 (KC - 6)
Double-Headers Won	5	1964 (July 12-26)
Come-From-Behind Wins	7	1996 (June 9-15)
Games Lost	13	1988-89 (Sept. 19-Apr. 4)
Games Lost, Home	15	1974 (June 30-July 28)
Games Lost, Road	14	1969 (Apr. 29-June 8)
Games Lost vs. One Club, Home	13	1975 (CLE - 6) 1974 (CLE - 6) 1973 (CLE - 1)
Games Lost vs. One Club, Road	12	1966 (CWS - 1) 1965 (CWS - 9) 1964 (CWS - 2)
Errorless Games	14	4 times; last, 2017 (July 1-21)
Games Making Double Plays	18	1963 (Aug. 13-Sept. 1 - 38 DP)

### CLUB BATTING

Hits, Game (No BB/SF/HBP)	7	2009 (June 12 vs. SD - 4th inn.) 2002 (Aug. 31 vs. BAL - 2nd inn.) 1998 (July 29 vs. NYY - 4th inn.) 1988 (Aug. 27 vs. NYY - 2nd inn.) 1979 (May 13 at NYY - 9th inn.) 1997 (July 4 vs. CWS - 7th inn.)
Hits, Game (Including BB/SF/HBP)	11	1979 (July 4 vs. OAK - 8th inn.) 1978 (Sept. 14 at TEX - 9th inn.)
Consecutive Batters Reaching Base Safely, Game	10	July 26-Aug. 13, 1982 (30 Total) July 26-Aug. 24, 1990 (43 Total)
Games with a Home Run	18	Kole Calhoun, Mike Trout, Albert Pujols 2016 (Sept. 3 at SEA) Juan Rivera, Kendrys Morales, Mike Napoli 2009 (July 27 vs. CLE)
Games with a Double	28	Kendrys Morales, Mike Napoli, Brandon Wood 2008 (Sept. 18 at OAK)
Consecutive Home Runs	3	Vladimir Guerrero, Jose Guillen, Jeff DaVanon 2004 (May 24 at TOR) Troy Glaus, Darin Erstad, Garret Anderson 2001 (July 26 vs. TB) Garret Anderson, Troy Glaus, Scott Spiezio 2000 (June 24 vs. MIN) Mo Vaughn, Tim Salmon, Garret Anderson 2000 (May 28 at KC) Reggie Jackson, Bobby Grich, Brian Downing 1984 (Apr. 24 at BOS) Bobby Bonds, Don Baylor, Ron Jackson 1977 (May 11 vs. BAL) Lee Thomas, Leon Wagner, Bob Rodgers 1962 (Aug. 28 vs. KC)
Stolen Bases	18	1991 (May 30-June 22)

### CLUB PITCHING

Complete Games	7	1972 (Sept. 21-27)
Shutouts	3	1974 (Sept. 28-Oct. 1) 1965 (July 9-11)
Shutout Innings Pitched	32.2	1974 (Sept. 28-Oct. 2)
Games With Save	6	2005 (Sept. 17-23) 1996 (June 10-15)
Innings, No Home Runs	100.2	1974 (July 22-Aug. 6)
Games Allowing a Home Run	17	2017 (May 30-June 16; 24 total) 2017 (Aug. 23-Sept. 10; 32 total) 1994 (July 5-24; 28 total) 1994 (July 5-23; 23 total)

### INDIVIDUAL BATTING

Games Played	648	Sandy Alomar	May 16, 1969-May 21, 1973
Games Hitting Safely	28	Garret Anderson	1998 (June 28-July 31)
Games Reaching Base Safely	63	Orlando Cabrera	2006 (Apr. 25-July 6)
Hits (Consecutive PAs - no BB/SF/HBP)	9	Bengie Molina	2001 (Aug. 20-23)
Times on Base Safely	12	Bobby Grich	1984 (Sept. 14-17)
Games with Home Run	5	Bobby Bonds	1977 (Aug. 2-7)
Games with RBI	12	Garret Anderson	2007 (Aug. 26-Sept. 7)
Games with One-or-More Runs	15	Mike Trout	2012 (July 5-23)
Stolen Bases	30	Mike Trout	2012 (June 5-Aug. 21)





## CONSECUTIVE

		INDIVIDUAL PITCHING	
Games Won	14	Chuck Finley	1997-98 (July 1-May 2)
Games Won, Season	12	Jarrod Washburn	2002 (Apr. 19-July 21)
Games Won, Start of Season	9	Jerred Weaver (12 starts)	2006 (May 27-Aug. 18)
Games Won, Reliever	10	Darren Oliver	2008-09 (May 6-July 18)
Complete Games Won	7	Jack Sanford	1966 (May 6-Aug. 4)
Games Lost	17	Nolan Ryan	1973 (Aug. 29-Sept. 27)
Games Appeared	7	Andy Hassler	1975-76 (May 4-July 2)
Complete Games	14	Clyde Wright	1969 (Aug. 1-9)
Shutouts	3	Frank Tanana	1977 (Apr. 29-July 3)
		Nolan Ryan	1976-77 (Sept. 29-Apr. 7)
		Rudy May	Apr. 23-May 4, 1973
		Nolan Ryan	Aug. 22-31, 1972
		Jim McGlothlin	May 28-June 7, 1967
		Dean Chance	July 11-19, 1964
		Jim McGlothlin	1967
Shutout Innings	36	Greg Minton	1988-89 (June 18-June 10)
Innings, No Home Runs	105.2	Cam Bedrosian	2016 (July 28-Aug. 2)
Strikeouts	8	Nolan Ryan	1973 (Aug. 7 at Milwaukee)
			1972 (July 9 vs. Boston)
Strikeouts, Two Consecutive Games	32	Nolan Ryan	1974 (Aug. 7 vs. CWS - 13 & Aug. 12 vs. BOS - 19)
Strikeouts, Three Consecutive Games	47	Nolan Ryan	1974 (Aug. 12 vs. BOS - 19, Aug. 16 vs. MIL - 9 & Aug. 20 vs. DET - 19)
Saves	25	Francisco Rodriguez	2008 (Apr. 14-June 11)

## ROOKIE SEASON

		INDIVIDUAL BATTING (QUALIFIED FOR BATTING TITLE)	
Highest Average	326		2012 (Mike Trout)
Highest On-Base Percentage	399		2012 (Mike Trout)
Highest Slugging Percentage	564		2012 (Mike Trout)
Highest OPS	963		2012 (Mike Trout)
Most Games	162		1964 (Bobby Knoop)
Most At-Bats	639		1987 (Devon White)
Most Runs	129		2012 (Mike Trout)
Most Hits	182		2012 (Mike Trout)
Most Multi-Hit Games	56		2012 (Mike Trout)
Most Extra-Base Hits	67		1993 (Tim Salmon)
Most Two-Base Hits	35		1993 (Tim Salmon)
Most Three-Base Hits	11		2000 (Adam Kennedy)
Most Home Runs	31		1993 (Tim Salmon)
Most Consecutive Games w/ One-or-More HR	4 (5 total)		1993 (Tim Salmon; Aug. 16-19)
Most Total Bases	315		2012 (Mike Trout)
Most Runs Batted In	100		1986 (Wally Joyner)
Most Game-Winning RBI	14		1986 (Wally Joyner)
Most Stolen Bases	49		2012 (Mike Trout)
Longest Hitting Streak	21		2004 (Robb Quinlan)
Most Sacrifice Hits	16		2001 (David Eckstein)
Most Sacrifice Flies	12		1986 (Wally Joyner)
Most Hit by Pitch	21		2001 (David Eckstein)
Most Base on Balls	82		1993 (Tim Salmon)
Most Strikeouts	139		2012 (Mike Trout)

## LONGEST HITTING STREAKS IN ANGELS HISTORY

- 28 - Garret Anderson (1998)
- 25 - Rod Carew (1982)
- 23 - Garret Anderson (2008)
- Jim Edmonds (1995)
- 22 - Sandy Alomar (1970)

- 21 - Darin Erstad (2005)
- Robb Quinlan (2004)
- Randy Velarde (1996)
- Bobby Grich (1981)
- 20 - Kendrys Morales (2009)
- Vladimir Guerrero (2006)
- Tim Salmon (2003)
- Bobby Grich (1979)
- 19 - Rod Carew (1982)

- 18 - Howie Kendrick (2011)
- Torii Hunter (2011)
- David Eckstein (2004)
- Chad Curtis (1993)
- Fred Lynn (1982)
- Rod Carew (1980)
- Sandy Alomar (1971)
- Buck Rodgers (1964)





# ANGELS RECORDS

## ROOKIE SEASON

### STARTERS (BASED ON 200-OR-MORE INNINGS PITCHED)

Lowest ERA	2.93	1965 (Marcelino Lopez)
Most Games Won	16	2014 (Matt Shoemaker)
Best Winning Pct.	800 (16-4)	2014 (Matt Shoemaker)
Consecutive Wins to Start Career	9	2006 (Jered Weaver)
Most Games Lost	19	1974 (Frank Tanana)
Fewest Games Lost	10	1987 (Willie Fraser)
		1962 (Dean Chance)
Most Games ★	39	1974 (Frank Tanana)
Most Starts	36	1961 (Ken McBride)
Most Complete Games	12	1974 (Frank Tanana)
Most Innings Pitched	268.2	1974 (Frank Tanana)
Most Hits Allowed	262	1974 (Frank Tanana)
Fewest Hits Allowed	185	1965 (Marcelino Lopez)
Most Runs Allowed	113	1961 (Ken McBride)
Fewest Runs Allowed	79	1965 (Marcelino Lopez)
Most Earned Runs	97	1961 (Ken McBride)
Fewest Earned Runs	68	1962 (Dean Chance)
Most Base on Balls	122	1962 (Bo Belinsky)
Fewest Base on Balls	61	1984 (Ron Romanick)
Most Strikeouts	180	1974 (Frank Tanana)
		1961 (Ken McBride)
Most Shutouts	4	1974 (Frank Tanana)
Lowest Batting Average Against	233	1965 (Marcelino Lopez)
No-Hitter	Bo Belinsky	1962 (May 5 vs. BAL)

★ Tanana's total includes four relief appearances.

## ROOKIE SEASON

### RELIEVERS (BASED ON 40-OR-MORE GAMES)

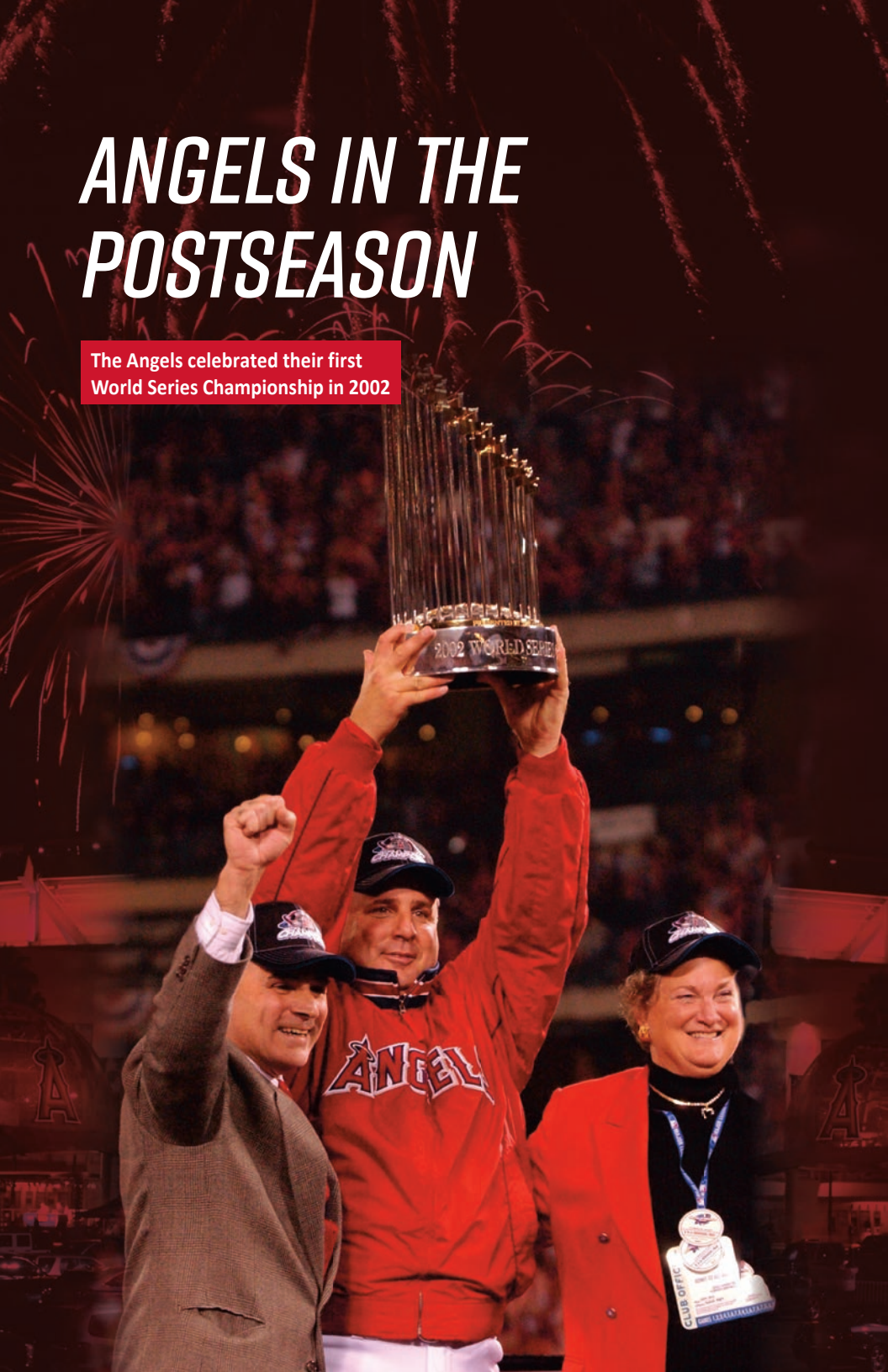
Lowest ERA	1.31	1964 (Bob Lee)
Most Games Won	11	1979 (Mark Clear)
Most Games	75	2013 (Dane De La Rosa)
Most Saves	32	2011 (Jordan Walden)
Most Innings Pitched	114	1987 (DeWayne Buice)
Most Hits Allowed	89	1982 (Luis Sanchez)
Fewest Hits Allowed	32	2002 (Brendan Donnelly)
Most Runs Allowed	48	1979 (Mark Clear)
Fewest Runs Allowed	13	2002 (Brendan Donnelly)
		1969 (Ken Tatum)
Most Earned Runs	44	1979 (Mark Clear)
Fewest Earned Runs	11	2008 (Jose Arredondo)
Most Base on Balls	68	1979 (Mark Clear)
Fewest Base on Balls	7	2016 (Deolis Guerra)
Most Strikeouts	109	1987 (DeWayne Buice)
Most Home Runs Allowed	14	2018 (Noé Ramirez)
Lowest Batting Average Against	147	1995 (Troy Percival)

## BEST ANGELS CAREER EARNED RUN AVERAGES (100 OR MORE GAMES STARTED)

	NAME	ERA	GS	INN	ER
1.	Andy Messersmith	2.78	123	972.1	300
2.	Dean Chance	2.83	168	1236.2	389
3.	Nolan Ryan	3.07	288	2181.1	743
4.	Frank Tanana	3.08	218	1615.1	553
5.	George Brunet	3.13	157	1047.1	364
6.	Clyde Wright	3.28	189	1403.1	512
7.	Jim McGlothlin	3.37	110	692.1	259
8.	Garrett Richards	3.54	115	744.2	293
9.	Jered Weaver	3.55	322	2025	798
10.	Kelvim Escobar	3.60	101	658	263

# ANGELS IN THE POSTSEASON

The Angels celebrated their first  
World Series Championship in 2002





# ANGELS IN THE POSTSEASON

## 1979 CALIFORNIA ANGELS

Following entry into the American League as an expansion club in 1961, the first postseason berth for the Angels franchise came in 1979. The Angels featured an offense that led the American League in runs scored with 866 and registered a .282 team average, both marks establishing club records.

The magical season, considered by Owner Gene Autry as one of his proudest memories, was led by the MVP season of Don Baylor who recorded a .296 average with 36 home runs, and a league-leading 162 games played, 120 runs scored and 139 RBI. His 28 RBI in April set a league record, while his 34 RBI in July established a club record. Baylor's accomplishments led to his selection as A.L. "Player of the Month" twice in '79.

Baylor, Dan Ford (101) and Bobby Grich (101) paced the club in RBI, while Baylor, Ford (100) and Carney Lansford (114) led the club in runs scored. The season would mark the first in an Angels' uniform for future Hall of Famer Rod Carew and the last for another headed to the Hall in Nolan Ryan.

The season featured countless memorable moments, both from an individual and team perspective. During an impressive three-game series prior to the All-Star break, the Angels swept the defending World Champion New York Yankees. Ryan would be denied his fifth no-hitter with the Angels in the ninth inning of a 6-1 win, July 13. Three home runs and a five-run eighth against Cleveland, Aug. 31 aided a 9-8 win that would put the club into first to stay. Frank Tanana was on the mound Sept. 25, collecting a 4-1 division-clinching victory against Kansas City, solidifying the Angels' first trip to the American League Championship Series.

Despite leading in each of the first three games of the ALCS against Baltimore, the Angels were defeated by the Orioles, three games to one. Their performance against a club that finished regular season play with a 102-57 record was more than most expected.

In Game One at Baltimore, pinch-hitter John Lowenstein's three-run homer in the bottom of the 10th was the decisive blow in a 6-3 Baltimore win. California battled back from a 9-1 deficit in Game Two, scoring six runs in the final three innings during a 9-8 loss in Memorial Stadium.

Larry Harlow's dramatic run-scoring double in the bottom of the ninth in Anaheim in Game Three accounted for the only California win as the Orioles, behind Scott McGregor's six-hitter, won Game Four, 8-0.



A slogan often seen and heard during the 1979 campaign.



# ANGELS IN THE POSTSEASON (1979)



## 1979 ALCS - BALTIMORE VS. CALIFORNIA (BEST-OF-FIVE)

### GAME 1 - Wednesday, October 3 at Baltimore (N)

CALIFORNIA	1	0	1	0	0	1	0	0	0	0	—	3	7	1
BALTIMORE	0	0	2	1	0	0	0	0	0	3	—	6	6	0

Ryan, Montague (8), and Downing; Palmer, Stanhouse (10) and Dempsey. WP—Stanhouse. LP—Montague. GWRBI—Lowenstein. HR—Ford, Lowenstein.

Time—3:10 Attendance—52,787

### GAME 2 - Thursday, October 4 at Baltimore (D)

CALIFORNIA	1	0	0	0	0	1	1	3	2	—	8	10	1
BALTIMORE	4	4	1	0	0	0	0	0	x	—	9	11	1

Frost, Clear (2), Aase (8) and Downing; Flanagan, Stanhouse (8) and Dempsey. WP—Flanagan. LP—Frost. SV—Stanhouse. GWRBI—Kelly. HR—Ford, Murray.

Time—2:51 Attendance—52,108

### GAME 3 - Friday, October 5 at California (N)

BALTIMORE	0	0	0	1	0	1	1	0	0	—	3	8	3
CALIFORNIA	1	0	0	1	0	0	0	0	2	—	4	9	0

D.Martinez, Stanhouse (9) and Skaggs; Tanana, Aase (6) and Downing. WP—Aase. LP—Stanhouse. GWRBI—Harlow. HR—Baylor.

Time—2:59 Attendance—43,199

### GAME 4 - Saturday, October 6 at California (D)

BALTIMORE	0	0	2	1	0	0	5	0	0	—	8	12	1
CALIFORNIA	0	0	0	0	0	0	0	0	0	—	0	6	0

McGregor and Dempsey; Knapp, LaRoche (3), Frost (4), Montague (7), Barlow (9) and Downing. WP—McGregor. LP—Knapp. GWRBI—Singleton. HR—Kelly.

Time—2:56 Attendance—43,199

## ANGELS 1979 CHAMPIONSHIP SERIES STATISTICS

PLAYER-POSITION	G	AB	R	H	2B	3B	HR	RBI	AVG
Davis, ph	2	2	1	1	1	0	0	0	.500
Carew, 1b	4	17	4	7	3	0	0	1	.412
Ford, rf	4	17	2	5	1	0	2	4	.294
Lansford, 3b	4	17	2	5	0	0	0	3	.294
Miller, cf	4	16	2	4	0	0	0	0	.250
Downing, c	4	15	1	3	0	0	0	1	.200
Baylor, dh-1f	4	16	2	3	0	0	1	2	.188
Grich, 2b	4	13	0	2	1	0	0	2	.154
Harlow, lf-ph	3	8	0	1	1	0	0	1	.125
Anderson, ss	4	11	0	1	0	0	0	0	.091
Thon, pr-ss	1	0	1	0	0	0	0	0	.000
Campaneris, ss	1	0	0	0	0	0	0	0	.000
Rettenmund, ph-dh	2	2	0	0	0	0	0	0	.000
Clark, lf	1	3	0	0	0	0	0	0	.000
<b>Totals</b>	<b>4</b>	<b>137</b>	<b>15</b>	<b>32</b>	<b>7</b>	<b>0</b>	<b>3</b>	<b>14</b>	<b>.234</b>

PITCHER	G	IP	H	R	ER	BB	SO	W	L	ERA
Barlow	1	1	0	0	0	0	0	0	0	0.00
Ryan	1	7	4	3	1	3	8	0	0	1.29
Aase	2	5	4	1	1	2	6	1	0	1.80
Tanana	1	5	6	2	2	2	3	0	0	3.60
Clear	1	5.2	4	3	3	2	3	0	0	4.76
LaRoche	1	1.1	2	1	1	1	1	0	0	6.75
Knapp	1	2.1	5	2	2	1	0	0	1	7.71
Montague	2	4	4	4	4	2	2	0	1	9.00
Frost	2	4.1	8	10	9	5	1	0	1	18.69
<b>Totals</b>	<b>4</b>	<b>35.2</b>	<b>37</b>	<b>26</b>	<b>23</b>	<b>18</b>	<b>24</b>	<b>1</b>	<b>3</b>	<b>5.80</b>

No shutouts or saves.

CLUB POSTSEASON





# ANGELS IN THE POSTSEASON

## 1982 CALIFORNIA ANGELS

Considered by many as the best team in club history, the 1982 Angels were a solid group of established veterans and stars. In fact, the club boasted four former American League Most Valuable Players in the lineup (Don Baylor, Rod Carew, Reggie Jackson and Fred Lynn).

The '82 version of the Angels featured a punishing offense that saw nine players register at least 100 hits. Victory was especially satisfying for manager Gene Mauch, who last tasted success with the Philadelphia Phillies in 1964. Despite winning 93 games, the race for postseason play with Kansas City came down to the second to final game of the season when the Angels defeated Texas at home, 6-4.

It was the 1982 Angels, led by Baylor, who asked to have uniform No. 26 retired in order to honor Owner Gene Autry as the 26th player on the club. The gesture came on the final day of the season.

Each of California's nine starting position players registered at least 138 games played while five of them played 150-or-more games (Brian Downing - 158, Baylor - 157, Doug DeCinces & Reggie Jackson - 153 and Tim Foli - 150).

Outfielder Reggie Jackson, who ended his five tumultuous years with the Yankees by signing a four-year contract with the Angels, tied for the American League lead in home runs and set an Angels' record with 39. His 101 RBI also led the club.

Mauch's Angels used power and also created the phrase "little ball" as his offense led the A.L. with 114 sacrifice bunts. While Foli (26) and Bob Boone (23) combined for 49 sacrifices, 13 other Angels totaled at least one sacrifice, including Carew and Juan Beniquez, each with 16.

Two crowds of over 64,000 per game watched the Angels jump out to a 2-0 series lead against the Milwaukee Brewers. Baylor's five RBI in Game One led to an 8-3 triumph as left-hander Tommy John tossed a complete-game seven-hitter.

The following night, right-hander Bruce Kison limited Milwaukee to five hits during a 4-2 win in a game played in two hours and six minutes. The Angels had a commanding 2-0 series lead heading to Milwaukee.

With the series seemingly under control, the LCS shifted to County Stadium where the Brewers won Game Three, 5-3, behind a solid outing from Don Sutton. A pair of three-run innings and three California errors resulted in a 9-5 setback in Game Four, setting the stage for a dramatic and decisive Game Five. Cecil Cooper's two-run single in the seventh off Luis Sanchez was the difference in a 4-3 Brewers' series clinching win.

Despite not moving on to the World Series, outfielder Fred Lynn was honored as the series Most Valuable Player with his .611 average (11/18).



L-R: Fred Lynn, Don Baylor, Reggie Jackson, Rod Carew

# ANGELS IN THE POSTSEASON (1982)



## 1982 ALCS RECAP

### CALIFORNIA ANGELS VS. MILWAUKEE BREWERS

#### GAME 1 - Tuesday, October 5 at California (D)

MILWAUKEE	0	2	1	0	0	0	0	0	0	0	0	—	3	7	2
CALIFORNIA	1	0	4	2	1	0	0	0	x	0	0	—	8	10	0

Caldwell, Slaton (4), Ladd (7), Bernard (8) and Simmons; John and Boone. WP—John. LP—Caldwell. GWRBI—Baylor. HR—Thomas, Lynn.  
Time—2:31 Attendance—64,406

#### GAME 2 - Wednesday, October 6 at California (D)

MILWAUKEE	0	0	0	0	2	0	0	0	0	0	—	2	5	0
CALIFORNIA	0	2	1	1	0	0	0	0	0	x	—	4	6	0

Vuckovich and Simmons; Kison and Boone. WP—Kison. LP—Vuckovich. GWRBI—Foli. HR—Re. Jackson, Molitor.  
Time—2:06 Attendance—64,179

#### GAME 3 - Friday, October 8 at Milwaukee (D)

CALIFORNIA	0	0	0	0	0	0	0	3	0	—	3	8	0
MILWAUKEE	0	0	0	3	0	0	2	0	x	—	5	6	0

Zahn, Witt (4), Hassler (7), and Boone; Sutton, Ladd (8) and Simmons. WP—Sutton. LP—Zahn. SV—Ladd. GWRBI—Cooper. HR—Molitor, Boone.  
Time—2:41 Attendance—51,003

#### GAME 4 - Saturday, October 9 at Milwaukee (D)

CALIFORNIA	0	0	0	0	0	1	0	4	0	—	5	5	3
MILWAUKEE	0	3	0	3	0	1	0	2	x	—	9	9	2

John, Goltz (4), Sanchez (8), and Boone; Haas, Slaton (8) and Simmons. WP—Haas. LP—John. SV—Slaton. GWRBI—Brouhard. HR—Baylor, Brouhard.  
Time—3:10 Attendance—51,003

#### GAME 5 - Sunday, October 10 at Milwaukee (D)

CALIFORNIA	1	0	1	1	0	0	0	0	0	—	3	11	1
MILWAUKEE	1	0	0	1	0	0	2	0	x	—	4	6	4

Kison, Sanchez (6), Hassler (7) and Boone; Vuckovich, McClure (7), Ladd (9) and Simmons. WP—McClure. LP—Sanchez. SV—Ladd. GWRBI—Cooper. HR—Oglivie.  
Time—3:01 Attendance—54,968

## ANGELS 1982 LEAGUE CHAMPIONSHIP SERIES

PLAYER-POSITION	G	AB	R	H	2B	3B	HR	RBI	AVG
Ro. Jackson, ph	1	1	0	1	0	0	0	0	1.000
Lynn, cf	5	18	5	11	2	0	1	5	.611
DeCinces, 3b	5	19	5	6	2	0	0	0	.316
Baylor, dh	5	17	2	5	1	1	1	10	.294
Boone, c	5	16	3	4	0	0	1	4	.250
Grich, 2b	5	15	1	3	1	0	0	1	.200
Carew, 1b	5	17	2	3	1	0	0	0	.176
Downing, lf	5	19	3	3	1	0	0	0	.158
Foli, ss	5	16	0	2	0	0	0	1	.125
Re. Jackson, rf	5	18	2	2	0	0	1	2	.111
Beniquez, lf	2	0	0	0	0	0	0	0	.000
Clark, rf	2	0	0	0	0	0	0	0	.000
<b>TOTALS</b>	<b>5</b>	<b>157</b>	<b>23</b>	<b>40</b>	<b>8</b>	<b>1</b>	<b>4</b>	<b>23</b>	<b>.255</b>

PITCHER	G	IP	H	R	ER	BB	SO	W	L	ERA
Hassler	2	2.2	0	0	0	0	2	0	0	0.00
Kison	2	14	8	4	3	3	12	1	0	1.93
John	2	12.1	11	9	7	6	6	1	1	5.11
Witt	1	3	2	2	2	2	3	0	0	6.00
Sanchez	2	2.2	4	2	2	1	1	0	1	6.75
Goltz	1	3.2	4	3	3	2	2	0	0	7.36
Zahn	1	3.2	4	3	3	1	2	0	1	7.36
<b>TOTALS</b>	<b>5</b>	<b>42</b>	<b>33</b>	<b>23</b>	<b>20</b>	<b>15</b>	<b>28</b>	<b>2</b>	<b>3</b>	<b>4.29</b>

No shutouts or saves.

CLUB POSTSEASON





# ANGELS IN THE POSTSEASON

## 1986 CALIFORNIA ANGELS

The 1986 campaign was an exciting season featuring some of the most memorable performances in Club history. A dramatic American League Championship Series also resulted in one of the most memorable postseasons in baseball history.

Bolstered by several veterans such as Bob Boone, Rick Burleson, Doug DeCinces, Brian Downing, Bobby Grich and Reggie Jackson, '86 saw the emergence of a young first baseman named Wally Joyner who captivated the baseball world with his solid first-half performance after replacing the legendary Rod Carew.

An eventual runner-up in Rookie of the Year voting behind Jose Canseco, Joyner recorded a .290 average with 22 home runs and 100 RBI. His clutch hitting and spectacular defense made him a favorite among Angels' fans immediately. Fans around the country eventually showed much of the same fondness.

After finishing in second place, one game back, in 1985, the Angels vowed in spring training to make up that one game in '86. Combined with a solid offense, California's starting rotation of Kirk McCaskill (17-10), Mike Witt (18-10), Don Sutton (15-11) and John Candelaria (10-2 in 16 starts) enabled the ballclub to finish with a 92-70 record.


Defense also contributed as the Angels sported two Gold Glove winners in Bob Boone and Gary Pettis, while Dick Schofield played an equally solid shortstop.

On April 26, a game between California and Minnesota was delayed for nine minutes in the Metrodome when strong winds tore a hole in the Metrodome roof, causing suspended lights and speakers to sag toward the field. When the game resumed in the top of the ninth, California struck for a trio of two-run homers and a 7-6 win. On May 14, Jackson humered off Boston's Roger Clemens to move past Mickey Mantle on the all-time list with 537. Wally Joyner broke up Walt Terrell's bid for a no-hitter with two outs in the ninth during a 3-0 loss. For the second time in his career, Jackson hit three home runs in a game, Sept. 18 vs. Kansas City. At the age of 40 years and four months, he joined Stan Musial and Babe Ruth as the only 40-plus players to accomplish the feat.

The excitement of the regular season spilled into the ALCS as the Angels jumped out to a 3-1 series lead over Boston. An incredible come-from-behind win in Game 4 by California after trailing 3-0 in the bottom of the ninth enabled the Angels to find themselves one game away from the World Series.

With the Angels leading 5-2 in the ninth inning of Game 5, the Red Sox staged one of the most improbable comebacks in postseason history, winning 7-6 in 11 innings. After Don Baylor's ninth-inning home run pulled Boston to 5-4, Dave Henderson slammed a two-run homer off reliever Donnie Moore for a 6-5 lead. The Angels were within one strike of victory.

Despite having the score tied in the bottom of the ninth, the Red Sox were able to squeeze out of a bases-loaded, one-out situation and send the game into extra-innings. The Angels were unable to regain their magic in Games 6 & 7 in Boston as the Red Sox advanced to the World Series where they would later experience some of the same heartbreak that befell the Angels.



1986 California Angels



# ANGELS IN THE POSTSEASON (1986)



## 1986 ALCS RECAP

### CALIFORNIA ANGELS VS. BOSTON RED SOX

#### GAME 1 - Tuesday, October 7 at Boston (N)

CALIFORNIA	0	4	1	0	0	0	0	0	3	0	—	8	11	0
BOSTON	0	0	0	0	0	1	0	0	0	0	—	1	5	1

Witt and Boone; Clemens, Sambito (8), Stanley (8) and Gedman. WP—Witt. LP—Clemens. GWRBI—Jones.

Time—2:52 Attendance—32,993

#### GAME 2 - Wednesday, October 8 at Boston (D)

CALIFORNIA	0	0	0	1	1	0	0	0	0	0	—	2	11	3
BOSTON	1	1	0	0	1	0	3	3	x	—	—	9	13	2

McCaskill, Lucas (8), Corbett (8) and Boone; Hurst and Gedman. WP—Hurst. LP—McCaskill. GWRBI—Dw. Evans. HR—Joyner, Rice.

Time—2:47 Attendance—32,786

#### GAME 3 - Friday, October 10 at California (D)

BOSTON	0	1	0	0	0	0	0	2	0	—	—	3	9	1
CALIFORNIA	0	0	0	0	0	1	3	1	x	—	—	5	8	0

Boyd, Sambito (7), Schiraldi (8) and Gedman; Candelaria, Moore (8) and Boone. WP—Candelaria. LP—Boyd. SV—Moore. GWRBI—Schofield. HR—Schofield, Pettis.

Time—2:48 Attendance—64,206

#### GAME 4 - Saturday, October 11 at California (D)

BOSTON	0	0	0	0	0	1	0	2	0	0	0	—	3	6	1
CALIFORNIA	0	0	0	0	0	0	0	0	3	0	1	—	4	11	2

Clemens, Schiraldi (9) and Gedman; Sutton, Lucas (7), Finley (8), Corbett (8), Boone and Narron (11). WP—Corbett. LP—Schiraldi. GWRBI—Grich. HR—DeCinces.

Time—3:50 Attendance—64,223

#### GAME 5 - Sunday, October 12 at California (D)

BOSTON	0	2	0	0	0	0	0	0	4	0	1	—	7	12	0
CALIFORNIA	0	0	1	0	0	2	2	0	1	0	0	—	6	13	0

Hurst, Stanley (7), Sambito (9), Schiraldi (11) and Gedman; Witt, Lucas (9), Moore (9), Finley (11), Boone and Narron (10). WP—Crawford. LP—Moore. S—Schiraldi. GWRBI—D. Henderson. HR—Gedman, Baylor, D. Henderson, Boone, Grich.

Time—3:54 Attendance—64,223

#### GAME 6 - Tuesday, October 14 at Boston (D)

CALIFORNIA	2	0	0	0	0	0	1	1	0	—	—	4	11	1
BOSTON	2	0	5	0	1	0	2	0	x	—	—	10	16	1

McCaskill, Lucas (3), Corbett (4), Finley (7), Boone and Narron (8); Boyd, Stanley (8) and Gedman. WP—Boyd. LP—McCaskill. GWRBI—Barrett. HR—Downing.

Time—3:23 Attendance—32,998

#### GAME 7 - Wednesday, October 15 at Boston (D)

CALIFORNIA	0	0	0	0	0	0	0	1	0	—	—	1	6	2
BOSTON	0	3	0	4	0	0	1	0	x	—	—	8	8	1

Candelaria, Sutton (4), Moore (8) and Boone; Clemens, Schiraldi (8) and Gedman. WP—Clemens. LP—Candelaria. GWRBI—Gedman. HR—Rice, Dw. Evans.

Time—2:39 Attendance—33,001

## ANGELS 1986 LEAGUE CHAMPIONSHIP SERIES

PLAYER-POSITION	G	AB	R	H	2B	3B	HR	RBI	AVG
Boone, c	7	22	4	10	0	0	1	2	.455
Burleson, ph-dh-2b	4	11	0	3	0	0	0	0	.273
DeCinces, 3b	7	32	2	9	3	0	1	3	.281
Downing, lf	7	27	2	6	0	0	1	7	.222
Grich, 2b-1b	6	24	1	5	0	0	1	3	.208
Hendrick, rf-1b	3	12	0	1	0	0	0	0	.083
Howell, ph	2	1	0	0	0	0	0	0	.000
Re. Jackson, dh	6	26	2	5	2	0	0	2	.192
Jones, rf-pr	6	17	4	3	1	0	0	2	.176
Joyner, 1b	3	11	3	5	2	0	1	2	.455
Narron, c-ph	4	2	1	1	0	0	0	0	.500
Pettis, cf	7	26	4	9	1	0	1	4	.346
Schofield, ss	7	30	4	9	1	0	1	2	.300
White, rf-pr	4	2	2	1	0	0	0	0	.500
Wilfong, 2b-ph	4	13	1	4	1	0	0	2	.308
<b>TOTALS</b>	<b>7</b>	<b>256</b>	<b>30</b>	<b>71</b>	<b>11</b>	<b>0</b>	<b>7</b>	<b>29</b>	<b>.277</b>

PITCHER	G	IP	H	R	ER	BB	SO	W	L	ERA
Candelaria	2	10.2	11	8	1	6	7	1	1	0.84
Corbett	3	6.2	9	4	4	2	2	1	0	5.40
Finley	3	2	1	0	0	0	1	0	0	0.00
Lucas	4	2.1	3	3	3	1	2	0	0	11.57
McCaskill	2	9.1	16	13	8	5	7	0	2	7.71
Moore	3	5	8	4	4	2	0	0	1	7.20
Ruhle	1	.2	2	2	1	0	0	0	0	13.50
Sutton	2	9.2	6	2	2	1	4	0	0	1.86
Witt	2	17.2	13	5	5	2	8	1	0	2.55
<b>TOTALS</b>	<b>7</b>	<b>64</b>	<b>69</b>	<b>41</b>	<b>28</b>	<b>19</b>	<b>31</b>	<b>3</b>	<b>4</b>	<b>3.94</b>

No shutouts. Saves—Moore.

CLUB POSTSEASON





# ANGELS IN THE POSTSEASON

## 2002 SEASON

The Angels finished the 2002 campaign with a 99-63 record, claiming the American League Wild Card, finishing four games behind Oakland in the Western Division. The Club's 99 wins established a franchise record (surpassed in 2008 with 100). On April 23, the Halos sat at 6-14 (worst start in club history after 20 games), 10.5 games behind Seattle. After that, the Angels were 44 games above .500 (93-49) over their final 142 games.

**SEASON NOTES:** Angels tallied 43 comeback wins, 12 when trailing after six innings...Club posted three win streaks of eight-or-more games for first time in Club history...Halos finished first in A.L. with a Club-record tying .282 batting average (also 1979)...Angels finished with a 3.69 ERA, ranking second in Junior Circuit (Oakland, 3.68) and first in saves with a Club-record 54...Troy Percival led the way with 40 saves...Relievers posted a 27-16 mark and 2.98 ERA, the best ERA in the A.L. and second in MLB (Atlanta)...Jarrod Washburn set a club record for road wins (13) and the longest single-season win streak (12, Apr. 19-July 21)...Garret Anderson finished with a .306 average (194/638), 93 runs scored, 56 doubles, three triples, 29 home runs, 123 RBI, 30 walks and six stolen bases in 158 games to be named as team MVP, finishing fourth in A.L. MVP voting.

## POSTSEASON

**ALDS:** In their first postseason appearance in 16 years, the Angels defeated the New York Yankees in the Division Series (three games to one) to claim the first postseason series victory in club history. The Angels dropped Game 1 in New York before rolling off three consecutive wins to move to the Championship Series. The offense scored 31 runs in four games and hit .376 (56-for-149), a record for a team in any postseason series.

**SERIES NOTES:** In Game 1, Troy Glaus became the first Angel to collect two home runs in a postseason game and seventh player in Major League history to accomplish the feat in his first career playoff game...Francisco Rodriguez became the second pitcher in MLB history to win two playoff games before the age of 21 (also Fernando Valenzuela in 1981)...Rodriguez also became the first pitcher in MLB history to win two postseason games without owning a regular season victory...In Game 4, the club set a Division Series single-inning record with eight runs on a Major League postseason record 10 hits (also set by Philadelphia A's in Game 4 of 1929 World Series) during the fifth frame.

**Did You Know? The Angels finished with an 8-1 record at home during postseason play in 2002.**

**ALCS:** The Angels defeated the Minnesota Twins (four games to one) to claim their first ever pennant and earn a spot in the Fall Classic. The franchise, established in 1961, had been tied with the Senators/Rangers franchise for longest tenure by an expansion team without reaching the World Series. It marked the first time in the history of the best-of-seven format that a team won four straight games after losing the opener in a Championship Series.

**SERIES NOTES:** Francisco Rodriguez became the first pitcher in Major League history to win his first three games in postseason play...In Game 5, the Angels scored 10 runs on 10 hits in the 7th inning establishing or tying several postseason records during the frame, including postseason marks for runs in an inning, singles in an inning and plate appearances in an inning...Adam Kennedy was named Most Valuable Player of the ALCS, the second Angel to be named ALCS MVP (also Fred Lynn in 1982 ALCS, the only MVP in ALCS history from the losing team)...Kennedy became the third player in history to hit three home runs in an LCS contest in Game 5, the sixth time in postseason history that a player homered three times in a contest...The Angels' bullpen combined to allow four runs in 14.1 innings in the series, fanning 18 batters...Halo pitchers did not allow a home run in the series.

**WORLD SERIES:** The All-California Series matched the Angels with the San Francisco Giants in the 99th edition of the Fall Classic. 42 years of waiting for a World Series crown came to a close for Angels fans in Game 7 when Darin Erstad caught Kenny Lofton's fly ball with two on and two out in the top of the ninth inning to preserve the Angels 4-1 series clinching victory in front of 44,598 raucous fans. Game 7 win was keyed by Garret Anderson's three-run double in the third inning. John Lackey received the win, becoming just the second rookie pitcher to win Game 7 of the World Series (also accomplished by Babe Adams with Pittsburgh in 1909).

**SERIES NOTES:** At 20 years, 286 days, Francisco Rodriguez became the youngest pitcher ever to win a World Series contest in Game 2...The win was his fifth of postseason, tying Randy Johnson (2001) for the most ever in a single postseason...In Game 6, Angels' 6-5 comeback win was biggest ever by a team facing Series elimination...It marked second time in 2002 postseason the Club overcame a five-run deficit to win (also trailed 6-1 in Game 3 of ALDS to NYY and won 9-6), the first team ever to rally from two five-run deficits in a single postseason...With his three-run homer in the seventh inning of Game 6, Scott Spiezio tied Cleveland's Sandy Alomar Jr. (1997) for most RBI (19) in a single postseason...Angels' manager Mike Scioscia became the 28th individual to play for and manage a World Series Championship team...Angels became the first team since 1912 Boston Red Sox to win World Series with no players with previous World Series experience...Halo third baseman Troy Glaus was named MVP of the Fall Classic after hitting .385 (10/26) with seven runs, three doubles, three home runs and eight RBI in seven games - sixth player to hit a pair of home runs in his first World Series game.



**A jubilant Troy Percival and Bengie Molina commence celebration of the Angels' first world title.**

CLUB POSTSEASON



# ANGELS IN THE POSTSEASON (2002)



## 2002 ALDS RECAP ANAHEIM ANGELS VS. NEW YORK YANKEES Oct. 1-5, 2002



### GAME 1 - Tuesday, October 1 at Bronx (N)

ANAHEIM	0	0	1	0	2	1	0	1	0	—	5	12	0
NEW YORK	1	0	0	2	1	0	0	4	X	—	8	8	1

E: Posada. DP: Anaheim 4; New York 2. LOB: Anaheim 8; New York 0. HR: Jeter (off Washburn), Giambi (off Washburn), White (off Washburn), Glaus 2 (off Clemens, off Mendoza), Williams (off Donnelly). SB: Erstad, Eckstein; Soriano. S: Erstad. GIDP: Anderson, Fullmer; Williams, Soriano, Posada, Giambi.

WP - Karsay, LP - Weber, S - Rivera. T—3:27 A—56,710

### GAME 2 - Wednesday, October 2 at Bronx (N)

ANAHEIM	1	2	1	0	0	0	0	3	1	—	8	17	1
NEW YORK	0	0	1	2	0	2	0	0	1	—	6	12	1

E: Gil; Jeter. DP: New York 1. LOB: Anaheim 8; New York 11. HR: Salmon (off Pettitte), Spiezio (off Pettitte), Jeter (off Applier), Soriano (off Rodriguez), Anderson (off Hernandez), Glaus (off Hernandez). SB: Figgins. SF: Kennedy. HB: by Applier (Mondesi), by Percival (Soriano).

WP - Rodriguez, LP - Hernandez, S - Percival. T—4:11A—56,695

### GAME 3 - Friday, October 4 at Anaheim (N)

NEW YORK	3	0	3	0	0	0	0	0	0	—	6	6	0
ANAHEIM	0	1	2	1	0	1	1	3	X	—	9	12	0

LOB: New York 6; Anaheim 8. HR: Kennedy (off Mussina), Salmon (off Karsay). SB: Kennedy. S: BMolina, Eckstein. SF: Posada, Ventura; Kennedy. HB: by Mussina (Glaus), by Weaver (Eckstein); by Ortiz (Mondesi). WP: Ortiz.

WP - Rodriguez, LP - Stanton, S - Percival. T—3:52 A—45,072

### GAME 4 - Saturday, October 5 at Anaheim (D)

NEW YORK	0	1	0	0	1	1	1	0	1	—	5	12	2
ANAHEIM	0	0	1	0	8	0	0	0	X	—	9	15	1

E: Soriano, Wells; Glaus. DP: New York 2; Anaheim 2. LOB: New York 11; Anaheim 6. HR: Wooten (off Wells), Posada (off Donnelly). S: BMolina. SF: Jeter. GIDP: Williams, Ventura; Erstad 2. HB: by Washburn (Giambi). WP: Rodriguez.

WP - Washburn, LP - Wells. T—3:37 A—45,067

## ANGELS 2002 DIVISION SERIES

PLAYER	AVG	G	AB	R	H	TB	2B	3B	HR	RBI	SH	SF	HP	BB	IBB	SO	SB	CS	GI	DP	E
Anderson, G	.389	4	18	5	7	12	2	0	1	4	0	0	0	1	0	3	0	0	1	0	0
Eckstein, D	.278	4	18	2	5	5	0	0	0	1	1	0	1	0	0	0	1	0	0	0	0
Erstad, D	.421	4	19	4	8	10	2	0	0	2	1	0	0	0	0	1	1	0	2	0	0
Figgins, C	.000	1	0	1	0	0	0	0	0	0	0	0	0	0	0	0	1	0	0	0	0
Fullmer, B	.286	3	7	1	2	3	1	0	0	0	0	0	0	1	1	1	0	0	1	0	0
Gil, B	.800	2	5	1	4	4	0	0	0	1	0	0	0	0	0	0	0	0	0	1	0
Glaus, T	.313	4	16	4	5	14	0	0	3	3	0	0	1	1	1	3	0	0	0	1	0
Kennedy, A	.500	4	8	4	4	8	1	0	1	3	0	2	0	1	0	2	1	0	0	0	0
Molina, B	.267	4	15	0	4	6	2	0	0	2	2	0	0	0	1	0	0	0	1	0	0
Molina, J	.000	0	0	0	0	0	0	0	0	0	0	0	0	0	0	0	0	0	0	0	0
Ochoa, A	.000	3	0	0	0	0	0	0	0	0	0	0	0	0	0	0	0	0	0	0	0
Palmeiro, O	.000	0	0	0	0	0	0	0	0	0	0	0	0	0	0	0	0	0	0	0	0
Salmon, T	.263	4	19	3	5	12	1	0	2	7	0	0	0	1	0	5	0	0	0	0	0
Spiezio, S	.400	4	15	2	6	10	1	0	1	6	0	0	0	2	0	1	0	0	0	0	0
Wooten, S	.667	3	9	4	6	9	0	0	1	2	0	0	0	0	0	1	0	0	0	0	0
<b>TOTALS</b>	<b>.376</b>	<b>4</b>	<b>149</b>	<b>31</b>	<b>56</b>	<b>93</b>	<b>10</b>	<b>0</b>	<b>9</b>	<b>31</b>	<b>4</b>	<b>2</b>	<b>2</b>	<b>7</b>	<b>2</b>	<b>18</b>	<b>4</b>	<b>0</b>	<b>0</b>	<b>5</b>	<b>2</b>

PITCHER	W	L	ERA	G	GS	CG	GF	SHO	SV	IP	H	R	ER	HR	HB	BB	IBB	SO	WP	BK	OPP	AVG
Applier, K	0	0	5.40	1	1	0	0	0	0	5.0	5	3	3	1	1	3	0	3	0	0	0	.250
Donnelly, B	0	0	13.50	3	0	0	1	0	0	2.0	3	3	3	2	0	1	0	2	0	0	0	.333
Lackey, J	0	0	0.00	1	0	0	0	0	0	3.0	3	0	0	0	0	1	0	3	0	0	0	.250
Ortiz, R	0	0	20.25	1	1	0	0	0	0	2.2	3	6	6	0	1	4	0	1	1	0	0	.333
Percival, T	0	0	5.40	3	0	0	3	0	2	3.1	6	2	2	0	1	0	0	4	0	0	0	.375
Rodriguez, F	2	0	3.18	3	0	0	0	0	0	5.2	2	2	2	1	0	2	0	8	1	0	0	.105
Schoeneweis, S	0	0	27.00	3	0	0	0	0	0	0.1	2	1	1	0	0	0	0	0	0	0	0	.667
Shields, S	0	0	---	0	0	0	0	0	0	0.0	0	0	0	0	0	0	0	0	0	0	0	.000
Washburn, J	1	0	3.75	2	2	0	0	0	0	12.0	12	6	5	3	1	3	0	4	0	0	0	.286
Weber, B	0	1	18.00	2	0	0	0	0	0	1.0	2	2	2	0	0	2	0	0	0	0	0	.400
<b>TOTALS</b>	<b>3</b>	<b>1</b>	<b>6.17</b>	<b>4</b>	<b>4</b>	<b>0</b>	<b>4</b>	<b>0</b>	<b>2</b>	<b>35.0</b>	<b>38</b>	<b>25</b>	<b>24</b>	<b>7</b>	<b>4</b>	<b>16</b>	<b>0</b>	<b>25</b>	<b>2</b>	<b>0</b>	<b>0</b>	<b>.281</b>

CLUB POSTSEASON





# ANGELS IN THE POSTSEASON (2002)



## 2002 WORLD SERIES RECAP SAN FRANCISCO GIANTS VS. ANAHEIM ANGELS Oct. 19-27, 2002



### GAME 1 - Saturday, October 19 at Anaheim (N)

SAN FRANCISCO	0	2	0	0	2	0	0	0	0	—	4	6	0
ANAHEIM	0	1	0	0	0	2	0	0	0	—	3	9	0

LOB: San Francisco 5; Anaheim 8. HR: Bonds (off Washburn), Sanders (off Washburn), Snow (off Washburn); Glaus 2 (off Schmidt). SB: Fullmer. SH: Lofton.

WP - Schmidt, LP - Washburn, S - Nen. T—3:44 A—44,603

### GAME 2 - Sunday, October 20 at Anaheim (N)

SAN FRANCISCO	0	4	1	0	4	0	0	0	1	—	10	12	1
ANAHEIM	5	2	0	0	1	1	0	2	X	—	11	16	1

E: Lofton; Anderson. DP: San Francisco 1; Anaheim 1. LOB: San Francisco 4; Anaheim 5. HR: Kent (off Appier), Sanders (off Appier), Bell (off Appier), Salmon 2 (off Ortiz, FeRodriguez), Bonds (off Percival). SB: Sanders; Fullmer, Spiezio. SF: Spiezio. GIDP: BMolina. PB: Santiago.

WP - FrRodriguez, LP - FeRodriguez, S - Percival. T—3:57 A—44,584

### GAME 3 - Tuesday, October 22 at San Francisco (N)

ANAHEIM	0	0	4	4	0	1	0	1	0	—	10	16	0
SAN FRANCISCO	1	0	0	0	3	0	0	0	0	—	4	6	2

E: Bell, Santiago. DP: Anaheim 1; San Francisco 1. LOB: Anaheim 15; San Francisco 7. HR: Aurilia (off RaOrtiz), Bonds (off RaOrtiz). SB: Erstad, Salmon; Lofton. S: Hernandez. GIDP: Spiezio; Bell. HB: by Fultz (Kennedy).

WP - RaOrtiz, LP - Hernandez. T—3:37 A—42,707

### GAME 4 - Wednesday, October 23 at San Francisco (N)

ANAHEIM	0	1	2	0	0	0	0	0	0	—	3	10	1
SAN FRANCISCO	0	0	0	0	3	0	0	1	X	—	4	12	1

E: Salmon; Bell. DP: Anaheim 3; San Francisco 3. LOB: Anaheim 5; San Francisco 8. HR: Glaus (off Rueter). SB: Goodwin. CS: Bell. SF: Eckstein; Kent. PB: BMolina.

WP - Worrell, LP - FrRodriguez, S - Nen. T—3:02 A—42,703

### GAME 5 - Thursday, October 24 at San Francisco (N)

ANAHEIM	0	0	0	0	3	1	0	0	0	—	4	10	2
SAN FRANCISCO	3	3	0	0	0	2	4	4	X	—	16	16	0

E: Erstad, Glaus. LOB: Anaheim 9; San Francisco 8. HR: Kent 2(off Weber, off Shields), Aurilia (off Shields). SB: Eckstein. S: Schmidt, Shinjo. SF: Erstad; Santiago, Sanders. HB: by Weber (Bell). WP: Schmidt.

WP - Zerbe, LP - Washburn. T—3:53 A—42,713

### GAME 6 - Saturday, October 26 at Anaheim (N)

SAN FRANCISCO	0	0	0	0	3	1	1	0	0	—	5	8	1
ANAHEIM	0	0	0	0	0	0	3	3	X	—	6	10	1

E: Bonds; BMolina. DP: San Francisco 1; Anaheim 1. LOB: San Francisco 6; Anaheim 6. HR: Dunston (off Appier), Bonds (off FrRodriguez), Spiezio (off FeRodriguez), Erstad (off Worrell). SB: Lofton 2. S: JMolina. GIDP: Santiago; Anderson. WP: FrRodriguez.

WP - Donnelly, LP - Worrell, S - Percival. T—3:48 A—44,506

### GAME 7 - Sunday, October 27 at Anaheim (N)

SAN FRANCISCO	0	1	0	0	0	0	0	0	0	—	1	6	0
ANAHEIM	0	1	3	0	0	0	0	0	X	—	4	5	0

DP: San Francisco 1. LOB: San Francisco 9; Anaheim 6. S: Erstad. SF: Sanders. HB: by Hernandez (Salmon).

WP - Lackey, LP - Hernandez, S - Percival. T—3:16 A—44,598



CLUB POSTSEASON





# ANGELS IN THE POSTSEASON

## ANGELS 2002 WORLD SERIES

PLAYER	AVG	G	AB	R	H	TB	2B	3B	HR	RBI	SH	SF	HP	BB	IBB	SO	SB	CS	GIDP	E
Anderson, G	.281	7	32	3	9	10	1	0	0	6	0	0	0	0	0	3	0	0	1	1
Eckstein, D	.310	7	29	6	9	9	0	0	0	3	0	1	0	3	0	2	1	0	0	0
Erstad, D	.300	7	30	6	9	15	3	0	1	3	1	1	0	1	0	4	1	0	0	1
Figgins, C	.000	2	0	1	0	0	0	0	0	0	0	0	0	0	0	0	0	0	0	0
Fullmer, B	.267	5	15	3	4	4	0	0	0	1	0	0	0	2	0	2	2	0	1	0
Gil, B	.800	3	5	1	4	5	1	0	0	0	0	0	0	0	0	1	0	0	0	0
Glaus, T	.385	7	26	7	10	22	3	0	3	8	0	0	0	4	1	6	0	0	1	1
Kennedy, A	.280	7	25	1	7	9	2	0	0	2	0	0	1	0	0	7	0	0	0	0
Molina, B	.286	7	21	2	6	8	2	0	0	2	0	0	0	3	2	1	0	0	2	1
Molina, J	.000	3	0	0	0	0	0	0	0	0	1	0	0	0	0	0	0	0	0	0
Ochoa, A	.000	5	1	0	0	0	0	0	0	0	0	0	0	0	0	0	0	0	0	0
Palmeiro, O	.250	4	4	1	1	2	1	0	0	0	0	0	0	0	0	2	0	0	0	0
Salmon, T	.346	7	26	7	9	16	1	0	2	5	0	0	1	4	1	7	1	0	0	1
Spiezio, S	.261	7	23	3	6	12	1	1	1	8	0	1	0	6	1	1	1	0	1	0
Wooten, S	.500	3	2	0	1	1	0	0	0	0	0	0	0	0	0	0	0	0	0	0
Lackey, J	.500	3	2	0	1	1	0	0	0	0	0	0	0	0	0	0	0	0	0	0
Ortiz, R	.000	1	3	0	0	0	0	0	0	0	0	0	0	0	0	2	0	0	0	0
Washburn, J	.000	2	1	0	0	0	0	0	0	0	0	0	0	0	0	0	0	0	0	0
PITCHERS	.167	7	6	0	1	1	0	0	0	0	0	0	0	0	0	2	0	0	0	0
<b>TOTALS</b>	<b>.310</b>	<b>7</b>	<b>245</b>	<b>41</b>	<b>76</b>	<b>114</b>	<b>15</b>	<b>1</b>	<b>7</b>	<b>38</b>	<b>2</b>	<b>3</b>	<b>2</b>	<b>23</b>	<b>5</b>	<b>38</b>	<b>6</b>	<b>0</b>	<b>6</b>	<b>5</b>

PITCHER	W	L	ERA	G	GS	CG	GF	SHO	SV	IP	H	R	ER	HR	HB	BB	IBB	SO	WP	BK	OPP AVG
Appier, K	0	0	11.37	2	2	0	0	0	0	6.1	9	8	8	4	0	5	1	4	0	0	.333
Donnelly, B	1	0	0.00	5	0	0	0	0	0	7.2	1	0	0	0	0	4	0	6	0	0	.042
Lackey, J	1	0	4.38	3	2	0	0	0	0	12.1	15	6	6	0	0	5	4	7	0	0	.319
Ortiz, R	1	0	7.20	1	1	0	0	0	0	5	5	4	4	2	0	4	1	3	0	0	.263
Percival, T	0	0	3.00	3	0	0	3	0	3	3	2	1	1	1	0	1	0	3	0	0	.182
Rodriguez, F	1	1	2.08	4	0	0	1	0	0	8.2	6	3	2	1	0	1	0	13	1	0	.194
Schoeneweis, S	0	0	0.00	2	0	0	1	0	0	2	1	0	0	0	0	1	0	2	0	0	.167
Shields, S	0	0	5.40	1	0	0	1	0	0	1.2	5	5	1	2	0	0	0	1	0	0	.455
Washburn, J	0	2	9.31	2	2	0	0	0	0	9.2	12	10	10	3	0	7	2	6	0	0	.324
Weber, B	0	0	13.50	4	0	0	1	0	0	4.2	10	7	7	1	1	2	1	5	0	0	.455
<b>TOTALS</b>	<b>4</b>	<b>3</b>	<b>5.75</b>	<b>7</b>	<b>7</b>	<b>0</b>	<b>7</b>	<b>0</b>	<b>3</b>	<b>61</b>	<b>66</b>	<b>44</b>	<b>39</b>	<b>14</b>	<b>1</b>	<b>30</b>	<b>9</b>	<b>50</b>	<b>1</b>	<b>0</b>	<b>.281</b>

CLUB POSTSEASON



# ANGELS IN THE POSTSEASON (2002)



## ANGELS 2002 CUMULATIVE POSTSEASON STATISTICS

PLAYER	AVG	G	AB	R	H	TB	2B	3B	HR	RBI	SH	SF	HP	BB	IBB	SO	SB	CS	GIDP	E	SLG	PINCH HIT				
																						OBP	AB	H	HR	RBI
Anderson, G	.300	16	70	11	21	31	4	0	2	13	0	0	0	2	0	6	0	1	2	1	.443	.319	0	0	0	0
Eckstein, D	.294	16	68	9	20	20	0	0	6	1	1	2	3	0	4	2	0	0	1	.294	.338	0	0	0	0	
Erstad, D	.352	16	71	14	25	36	5	0	2	7	2	1	0	1	0	8	3	0	2	1	.507	.356	0	0	0	0
Figgins, C	1.000	6	1	4	1	1	0	0	0	0	0	0	0	0	0	0	1	0	0	0	1.000	1.000	0	0	0	0
Fullmer, B	.294	12	34	6	10	16	3	0	1	5	0	0	3	1	5	2	0	3	0	.471	.351	1	0	0	0	
Gil, B	.667	6	12	2	8	9	1	0	0	1	1	0	0	0	2	0	0	0	2	.750	.667	2	2	0	0	
Glaus, T	.344	16	61	15	21	47	3	1	7	13	0	0	1	7	2	14	0	0	1	2	.770	.420	0	0	0	0
Kennedy, A	.340	15	47	10	16	31	3	0	4	10	1	2	1	1	0	11	2	0	0	.660	.353	3	1	0	0	
Molina, B	.260	16	50	2	13	19	4	1	0	6	2	0	1	4	2	4	0	0	3	1	.380	.327	0	0	0	0
Molina, J	.000	6	1	0	0	0	0	0	0	1	0	0	0	0	0	0	0	0	0	.000	.000	0	0	0	0	
Ochoa, A	.000	12	5	2	0	0	0	0	0	0	0	0	0	0	0	3	0	0	0	.000	.000	1	0	0	0	
Palmeiro, O	.167	6	6	1	1	2	1	0	0	0	0	0	0	0	3	0	0	0	0	.333	.167	5	1	0	0	
Salmon, T	.288	16	59	10	17	31	2	0	4	12	0	0	1	8	1	13	1	0	1	1	.525	.382	0	0	0	0
Wooten, S	.474	9	19	5	9	12	0	0	1	3	0	0	0	0	4	0	0	0	0	.632	.474	4	0	0	0	
Lackey, J	.500	5	2	0	1	1	0	0	0	0	0	0	0	0	0	0	0	0	0	.500	.500	0	0	0	0	
Ortiz, R	.000	3	3	0	0	0	0	0	0	0	0	0	0	0	2	0	0	0	0	.000	.000	0	0	0	0	
Washburn, J	.000	5	1	0	0	0	0	0	0	0	0	0	0	0	0	0	0	0	0	.000	.000	0	0	0	0	
<b>ANGELS</b>	<b>.320</b>	<b>16</b>	<b>565</b>	<b>101</b>	<b>181</b>	<b>289</b>	<b>30</b>	<b>3</b>	<b>24</b>	<b>95</b>	<b>8</b>	<b>5</b>	<b>6</b>	<b>39</b>	<b>8</b>	<b>82</b>	<b>13</b>	<b>1</b>	<b>13</b>	<b>9</b>	<b>.512</b>	<b>.367</b>	<b>16</b>	<b>4</b>	<b>0</b>	<b>0</b>
<b>OPPONENTS</b>	<b>.266</b>	<b>16</b>	<b>530</b>	<b>81</b>	<b>141</b>	<b>226</b>	<b>20</b>	<b>1</b>	<b>21</b>	<b>77</b>	<b>6</b>	<b>9</b>	<b>6</b>	<b>53</b>	<b>9</b>	<b>113</b>	<b>7</b>	<b>2</b>	<b>14</b>	<b>13</b>	<b>.426</b>	<b>.334</b>	<b>18</b>	<b>0</b>	<b>0</b>	<b>1</b>
<b>DH</b>	<b>.360</b>	<b>7</b>	<b>50</b>	<b>12</b>	<b>18</b>	<b>27</b>	<b>3</b>	<b>0</b>	<b>2</b>	<b>8</b>	<b>0</b>	<b>0</b>	<b>0</b>	<b>3</b>	<b>1</b>	<b>9</b>	<b>3</b>	<b>0</b>	<b>2</b>	<b>0</b>	<b>.540</b>	<b>.396</b>	<b>3</b>	<b>0</b>	<b>0</b>	<b>0</b>

PITCHER	W	L	ERA	G	GS	CG	GF	SHO	SV	IP	H	R	ER	HR	HB	BB	IBB	SO	WP	BK	OPP
																					AVG
Appier, K	0	1	6.23	5	5	0	0	0	0	21.2	24	15	15	5	1	12	1	10	2	0	.289
Donnelly, B	1	0	4.15	11	0	0	1	0	0	13	7	6	6	2	1	5	0	13	1	0	.152
Lackey, J	2	0	2.42	5	3	0	0	0	0	22.1	21	6	6	0	0	6	4	17	0	0	.256
Ortiz, R	2	0	9.00	3	3	0	0	0	0	13	18	13	13	2	1	9	1	7	1	0	.353
Percival, T	0	0	2.79	9	0	0	9	0	7	9.2	8	3	3	1	1	1	0	10	0	0	.216
Rodriguez, F	5	1	1.93	11	0	0	1	0	0	18.2	10	5	4	2	0	5	0	28	3	0	.156
Schoeneweis, S	0	0	3.00	6	0	0	1	0	0	3	3	1	1	0	0	1	0	2	0	0	.273
Shields, S	0	0	5.40	1	0	0	1	0	0	1.2	5	5	1	2	0	0	0	1	0	0	.455
Washburn, J	1	2	5.02	5	5	0	0	0	0	28.2	30	17	16	6	1	10	2	17	0	0	.278
Weber, B	0	1	10.80	9	0	0	3	0	0	8.1	15	10	10	1	1	4	1	8	0	0	.405
<b>ANGELS</b>	<b>11</b>	<b>5</b>	<b>4.82</b>	<b>16</b>	<b>0</b>	<b>0</b>	<b>16</b>	<b>0</b>	<b>7</b>	<b>140</b>	<b>141</b>	<b>81</b>	<b>75</b>	<b>21</b>	<b>6</b>	<b>53</b>	<b>9</b>	<b>113</b>	<b>7</b>	<b>0</b>	<b>.266</b>
<b>OPPONENTS</b>	<b>5</b>	<b>11</b>	<b>6.35</b>	<b>16</b>	<b>16</b>	<b>0</b>	<b>16</b>	<b>0</b>	<b>4</b>	<b>136</b>	<b>181</b>	<b>101</b>	<b>96</b>	<b>24</b>	<b>6</b>	<b>39</b>	<b>8</b>	<b>82</b>	<b>4</b>	<b>0</b>	<b>.320</b>



CLUB POSTSEASON





# ANGELS IN THE POSTSEASON

## 2004 SEASON

The Angels clinched the American League West title with a 5-4 victory, October 2 at Oakland, despite numerous injuries to key players throughout the season (14 players went on disabled list). The division crown marked the organization's first in 18 seasons (1986), the Club's fourth division crown (1979, 1982 & 1986) and fifth trip to postseason (2002 Wild Card entrant). The clincher came 22 years to the day that Angels won the West in 1982.

**SEASON NOTES:** The final season series against the A's marked first time since 1980 two teams entered such week-end tied for division title and playing each other to close regular season (Philadelphia at Montreal; 2-1 Phillies)...Angels finished with a home attendance Club record of 3,375,677, second highest mark in A.L. and third highest in MLB...Club finished in a virtual tie for first place in the American League in batting average (.2824) with Boston (.2819)...The marked Club record (.282) also set in 2002 and 1979...Angels ranked first in A.L. for fewest strikeouts (942) for the third straight season (838 in 2003 & 805 in 2002)...Club led league with 143 stolen bases, marking the second time in Club history (220 in 1975)...Vladimir Guerrero set or tied Angels' season records in average by a right-handed hitter (.337), runs scored (124, led league), hits by right-hander (206) and total bases (366-tied Club record and led league)...He would become the second player in Club history bestowed with A.L. MVP honors (Baylor, 1979)...Halos finished with a 4.28 ERA, ranking fourth in A.L. (4.28 in 2003, 6th)...Bartolo Colon posted 18 wins, most by a first-year Angel since Bill Singer with 20 in 1973...The bullpen finished 25-16 with a 3.47 ERA (590.1 IP - 189 ER) with 50 saves (3rd in A.L.) in 67 chances (75%)...The bullpen ERA led Junior Circuit for the third straight season...Angels ranked first in A.L. in strikeouts with a club-record 1,164, led by Kelvim Escobar (191)...Angels ranked tied for second in league with a .985 fielding percentage...Halos committed just 90 errors in 162 games...Darin Erstad earned Gold Glove honors at first base.

## POSTSEASON 2004 DIVISION SERIES

After a postseason absence in 2003, the Angels returned to the playoffs in the 2004 Division Series to face the A.L. Wild Card entrant Boston Red Sox...In Game 1 at Angel Stadium, the Angels fell to Boston, 9-3, after a seven-run fourth inning put the Sox up 8-0...Five of the runs in the inning were unearned, after the Angels led the Major Leagues by allowing just 36 unearned runs during the season...Troy Glaus and Darin Erstad homered off Curt Schilling to account for two of the three Angel runs...In Game 2, the Angels took a 3-1 lead against Pedro Martinez, courtesy of a two-run Vladimir Guerrero single in the fifth, into the sixth inning before the Red Sox posted seven unanswered runs over the final four frames...The torrid Red Sox offense put Boston up 6-1 after six innings in Game 3 at Fenway Park...A dramatic grand slam from Guerrero in the seventh frame tied the game at 6-6 but a 10th inning, walk-off home run off the bat of David Ortiz sealed the Angels' fate as Boston was on their way to the ALCS and eventual World Series title...The game would mark the Angel farewells to Troy Percival, David Eckstein, Troy Glaus and Ramon Ortiz.

**SERIES NOTES:** 2004 was the Angels' second Division Series appearance (2002 vs. New York) and second postseason matchup against Boston (lost in '86 ALCS, 4-3)... Angels were swept for the first time in postseason play...Halos' DS roster featured 10 players making their postseason debuts: Alfredo Amezaga, Jeff DaVanon, Kelvim Escobar, Kevin Gregg, Vladimir Guerrero, Casey Kotchman, Dallas McPherson, Josh Paul, Curtis Pride and Adam Riggs.



Guerrero's grand slam in Game 3

CLUB POSTSEASON





# ANGELS IN THE POSTSEASON (2004)



## 2004 ALDS RECAP

### BOSTON RED SOX VS. ANAHEIM ANGELS Oct. 5-8, 2004



#### GAME 1 - Tuesday, October 5 at Anaheim (D)

BOSTON	1	0	0	7	0	0	0	1	0	—	9	11	1
ANAHEIM	0	0	0	1	0	0	2	0	0	—	3	9	1

E: Figgins, Schilling. LOB: Boston 9; Anaheim 9. HR: Millar (off Washburn), Ramirez (off Shields), Glaus (off Schilling), Erstad (off Schilling) SB: Damon, Figgins. WP: Gregg, WP: Schilling, LP - Washburn. T: 3:04 A: 44,608.

#### GAME 2 - Wednesday, October 6 at Anaheim (N)

BOSTON	0	1	0	0	0	2	1	0	4	—	8	12	0
ANAHEIM	0	1	0	0	2	0	0	0	0	—	3	7	0

DP: Boston 2; Anaheim 1. GDP: Nixon. LOB: Boston 10; Anaheim 5. HR: Varitek (off Colon). SB: Damon. CS: DaVanon. PO: Bellhorn. SF: Ramirez. HB: by Martinez (Erstad); by Rodriguez (Varitek). WP: Rodriguez 2, Donnelly. WP - Martinez, LP - Rodriguez. T: 3:48. A: 45,118.

#### GAME 3 - Friday, October 8 at Boston (D)

ANAHEIM	0	0	0	1	0	0	5	0	0	0	—	6	8	2
BOSTON	0	0	2	3	1	0	0	0	0	2	—	8	12	0

E: Figgins, Eckstein. DP: Anaheim 1. GDP: Varitek. LOB: Anaheim 10; Boston 12. HR: Glaus (off Arroyo), Guerrero (off Timlin), Ortiz (off Washburn). SB: Kennedy, S: Damon. SF: Ramirez. SH: Amezaga. HB: by Arroyo (Figgins). WP - Lowe, LP - Rodriguez. T: 4:11. A: 35,547.

## ANGELS 2004 DIVISION SERIES

PLAYER	AVG	G	AB	R	H	TB	2B	3B	HR	RBI	SH	SF	HP	BB	IBB	SO	SB	CS	GIDP	E
Amezaga, A	.000	2	2	0	0	0	0	0	0	0	1	0	0	0	0	2	0	0	0	0
Anderson, G	.154	3	13	1	2	2	0	0	0	0	0	0	0	0	0	3	0	0	0	0
DaVanon, J	.200	3	10	1	2	2	0	0	0	0	0	0	0	2	0	1	0	1	0	0
Eckstein, D	.333	3	12	2	4	4	0	0	0	0	0	0	0	0	0	1	0	0	0	1
Erstad, D	.500	3	10	2	5	9	1	0	1	2	0	0	1	3	0	1	0	0	0	0
Figgins, C	.143	3	14	0	2	2	0	0	0	0	0	0	1	0	0	5	1	0	0	2
Glaus, T	.364	3	11	3	4	12	2	0	2	3	0	0	0	2	0	4	0	0	0	0
Guerrero, V	.167	3	12	1	2	5	0	0	1	6	0	0	0	2	1	4	0	0	0	0
Kotchman, C	.000	2	1	0	0	0	0	0	0	0	0	0	0	0	0	0	0	0	0	0
McPherson, D	.111	3	9	0	1	1	0	0	0	1	0	0	0	0	0	4	0	0	0	0
Molina, B	.167	3	6	0	1	1	0	0	0	0	0	0	0	0	0	2	0	0	0	0
Molina, J	.333	2	3	2	1	1	0	0	0	0	0	0	0	2	0	0	0	0	0	0
Pride, C	.000	2	2	0	0	0	0	0	0	0	0	0	0	0	0	1	0	0	0	0
Riggs, A	.000	2	1	0	0	0	0	0	0	0	0	0	0	0	0	0	0	0	0	0
<b>TOTALS</b>	<b>.226</b>	<b>3</b>	<b>106</b>	<b>12</b>	<b>24</b>	<b>39</b>	<b>3</b>	<b>0</b>	<b>4</b>	<b>12</b>	<b>1</b>	<b>0</b>	<b>2</b>	<b>11</b>	<b>1</b>	<b>28</b>	<b>1</b>	<b>1</b>	<b>0</b>	<b>3</b>

PITCHER	W	L	ERA	G	GS	CG	GF	SHO	SV	IP	H	R	ER	HR	HB	BB	IBB	SO	WP	BK	OPP
																					AVG
Colon, B	0	0	4.50	1	1	0	0	0	0	6	7	3	3	1	0	3	0	3	0	0	.304
Donnelly, B	0	0	10.80	2	0	0	1	0	0	3.1	3	4	4	0	0	2	2	5	1	0	.231
Escobar, K	0	0	8.10	1	1	0	0	0	0	3.1	5	5	3	0	0	5	1	4	0	0	.333
Gregg, K	0	0	0.00	1	0	0	0	0	0	2	3	0	0	0	0	1	0	0	1	0	.333
Ortiz, R	0	0	4.50	1	0	0	1	0	0	2	2	1	1	0	0	1	1	0	0	0	.250
Rodriguez, F	0	2	3.86	1	0	0	0	0	0	4.2	4	2	2	0	1	3	1	5	2	0	.235
Shields, S	0	0	6.00	2	0	0	0	0	0	3	5	2	2	1	0	2	1	3	0	0	.357
Washburn, J	0	1	10.80	2	1	0	1	0	0	3.1	6	8	4	2	0	3	0	3	0	0	.353
<b>TOTALS</b>	<b>0</b>	<b>3</b>	<b>5.86</b>	<b>3</b>	<b>3</b>	<b>0</b>	<b>3</b>	<b>0</b>	<b>0</b>	<b>27.2</b>	<b>35</b>	<b>25</b>	<b>18</b>	<b>4</b>	<b>1</b>	<b>20</b>	<b>6</b>	<b>23</b>	<b>4</b>	<b>0</b>	<b>.302</b>

CLUB POSTSEASON





# ANGELS IN THE POSTSEASON

## 2005 SEASON

The Angels clinched second straight A.L. West title with a 4-3 victory Sept. 27 at Oakland, marking the Club's fifth Western Division crown and sixth overall trip to the postseason (2002 Wild Card entrant). The Halos finished with a 95-67 record, seven games ahead of Oakland in the West. The 95 wins marked the second most in Club history (99 in 2002) while the seven-game division lead was the biggest game differential during a division title.

**SEASON NOTES:** The Club was in first place 171 of 183 days of the season...Halos went 22-9 to finish regular season (14-2 over final 16 games)...44 of 95 wins were in comeback fashion, including 16 when trailing after six innings (most in MLB)...Halos led MLB batting .296 with RISP and .279 with RISP and two outs...The Club also led MLB with 161 stolen bases...Garret Anderson set or extended the Angels' all-time records in hits (1,929), total bases (3,062), extra-base hits (565), doubles (403) and RBI (1,043)...Chone Figgins set the club record for base hits by a switch-hitter (186) and led MLB with 62 stolen bases...Despite missed time with a shoulder separation, Vlad Guerrero finished third in A.L. in average (.317), tied for 10th in home runs (32) and tied for ninth in RBI (108)...Figgins and Bartolo Colon shared team MVP honors...Angels finished with a 3.68 ERA, ranking third in A.L., and ranked first in strikeouts (1,126)...Francisco Rodriguez led the bullpen with 45 saves (T1st in A.L.), converting his last 18 opportunities...Scot Shields set a club record with 78 appearances...Seven Angel pitchers finished with a record above .500, led by Colon's 21-8 mark, the most wins in the A.L. and paving the way to his first Cy Young Award...Three Angels ranked in the top 10 in ERA in the A.L., including Jarrod Washburn (4th, 3.20), Lackey (6th, 3.44) and Colon (8th, 3.48)...Halos tied for first in league with Club-record-tying .986 fielding percentage...Orlando Cabrera tied the Club mark for fielding percentage by shortstop (.988, also David Eckstein in 2004), which also tied for MLB lead in 2005...Angels finished with a home attendance club record of 3,404,686, the second highest mark in the A.L. and third highest in MLB.



## POSTSEASON

### 2005 DIVISION SERIES RECAP

The first round of the Division Series matched the Angels against the New York Yankees, a team they had defeated in the 2002 DS. The Halos' win on the last day of the regular season was crucial as it gave the Club home field advantage over New York for the series.

Game 1 matched Mike Mussina vs. Bartolo Colon at Angel Stadium. A first inning, bases-clearing double by Robinson Cano proved to be too much for the Angels to overcome as it lifted the Yankees to a 4-2 win and a 1-0 series lead. It marked the fifth consecutive postseason series the Angels dropped Game 1.

In Game 2, the Halos defeated the Yankees 5-3 rallying from 2-0 deficit. Bengie Molina's solo HR in the 8th inning marked his second postseason HR in as many games. His two-out RBI single in the sixth frame tied the score at 2-2 and Orlando Cabrera's two-run single in the eighth inning proved to be the game-winner.

As the series shifted to the Bronx for Game 3, a three-run home run by Garret Anderson off Randy Johnson in the first inning sparked the Halos' offense to 11 runs on 19 hits (19 hits established a franchise playoff best). Anderson finished with four hits and five RBI and Bengie Molina homered for the third straight game.

The Halos would have to wait out a day of rain before Game 4. John Lackey, pitching on three days rest for Jarrod Washburn (scratched due to throat infection), limited the Yankees to one run on two hits in 5.2 innings of work. New York rallied from a 2-0 deficit, scoring one run in the sixth inning and two runs in the seventh frame for a 4-3 win. Both clubs totaled just four hits in the game. The series was tied at 2-2 with Game 5 being played the next night, over 3,000 miles across country in Anaheim.

The deciding game of the series was a rematch of Game 1 starters in Mussina and Colon. Colon would leave after just 1+ IP due to a strained right shoulder. The season came down to 22 year-old Ervin Santana, who was summoned from the bullpen. After an early 2-0 lead taken by New York in the top of the second inning, the Halos put up three runs in the bottom half of the frame with Adam Kennedy's two-run triple serving as the key blow. Santana would settle in and work 5.1 innings, allowing just three runs. A solo HR by Derek Jeter in the 7th inning brought the score to 5-3 but Francisco Rodriguez closed the door with the tying runs on base in the 9th. For the second time in four seasons, the Angels bounced the Yankees from the first round of the playoffs.

Santana became the sixth rookie winning pitcher in a winner-take-all postseason game and third to do it in last 20 years, along with John Lackey (2002 World Series vs. Giants) and Jaret Wright (1997 ALDS vs. Yankees).



CLUB POSTSEASON





# ANGELS IN THE POSTSEASON (2005)



## ANGELS 2005 LEAGUE CHAMPIONSHIP SERIES

PLAYER	AVG	G	AB	R	H	TB	2B	3B	HR	RBI	SH	SF	HP	BB	IBB	SO	SB	CS	GIDP	E
Anderson, G	.176	5	17	2	3	6	0	0	1	2	0	1	0	1	0	5	0	0	0	0
Cabrera, O	.200	5	20	1	4	8	1	0	1	3	0	0	0	0	0	2	0	0	0	1
DaVanon, J	.000	3	1	0	0	0	0	0	0	0	0	0	0	0	0	0	0	0	0	0
Erstad, D	.235	5	17	1	4	5	1	0	0	0	0	0	0	1	0	2	1	0	0	0
Figgins, C	.118	5	17	1	2	3	1	0	0	1	2	0	0	1	0	3	1	0	0	1
Finley, S	.222	3	9	1	2	2	0	0	0	0	0	0	0	0	0	2	0	0	1	0
Guerrero, V	.050	5	20	0	1	1	0	0	0	1	0	0	0	0	0	1	0	0	2	1
Izturis, M	.000	1	0	0	0	0	0	0	0	0	0	0	0	0	0	0	0	0	0	0
Kennedy, A	.286	5	14	3	4	4	0	0	0	1	1	0	0	0	0	1	0	0	1	1
Kotchman, C	.286	2	7	0	2	3	1	0	0	1	0	0	0	1	0	1	0	0	0	0
Molina, B	.118	5	17	0	2	2	0	0	0	1	0	0	1	0	0	2	0	0	0	0
Molina, J	.333	1	3	0	1	1	0	0	0	0	0	0	0	0	0	0	0	0	0	0
Paul, J	.000	1	0	0	0	0	0	0	0	0	0	0	0	0	0	0	0	0	0	1
Quinlan, R	.333	1	3	1	1	4	0	0	1	1	0	0	0	0	0	2	0	0	0	0
Rivera, J	.111	3	9	1	1	2	1	0	0	0	0	0	0	0	0	1	0	0	0	0
<b>TOTALS</b>	<b>.175</b>	<b>5</b>	<b>154</b>	<b>11</b>	<b>27</b>	<b>41</b>	<b>5</b>	<b>0</b>	<b>3</b>	<b>11</b>	<b>3</b>	<b>1</b>	<b>1</b>	<b>4</b>	<b>0</b>	<b>22</b>	<b>2</b>	<b>0</b>	<b>4</b>	<b>7</b>

PITCHER	OPP																				
	W	L	ERA	G	GS	CG	GF	SHO	SV	IP	H	R	ER	HR	HB	BB	IBB	SO	WP	BK	AVG
Byrd, P	1	0	3.38	2	2	0	0	0	0	10.2	10	4	4	1	2	2	0	2	0	0	.256
Donnelly, B	0	0	0.00	3	0	0	1	0	0	3.1	2	0	0	0	0	1	0	5	0	0	.182
Escobar, K	0	2	2.08	2	0	0	1	0	0	4.1	4	3	1	1	0	2	0	10	0	0	.222
Gregg, K	0	0	0.00	1	0	0	0	0	0	2.0	1	0	0	0	0	1	0	3	0	0	.143
Lackey, J	0	1	9.00	1	1	0	0	0	0	5.0	8	5	5	1	0	1	0	3	0	0	.381
Rodriguez, F	0	0	0.00	2	0	0	2	0	1	2.1	2	2	0	0	0	3	0	3	0	0	.250
Santana, E	0	1	10.38	1	1	0	0	0	0	4.1	3	6	5	2	1	3	0	2	0	0	.188
Shields, S	0	0	0.00	4	0	0	0	0	0	6.0	4	0	0	0	0	1	1	5	0	0	.200
Washburn, J	0	0	0.00	1	1	0	0	0	0	4.2	4	1	0	0	1	1	0	1	0	0	.235
Yan, E	0	0	9.00	1	0	0	1	0	0	2.0	3	2	2	0	0	1	0	2	0	0	.375
<b>TOTALS</b>	<b>1</b>	<b>4</b>	<b>3.43</b>	<b>5</b>	<b>5</b>	<b>0</b>	<b>5</b>	<b>0</b>	<b>1</b>	<b>44.2</b>	<b>41</b>	<b>23</b>	<b>17</b>	<b>5</b>	<b>4</b>	<b>16</b>	<b>1</b>	<b>36</b>	<b>0</b>	<b>0</b>	<b>.248</b>

## ANGELS 2005 CUMULATIVE POSTSEASON STATISTICS

PLAYER	AVG	G	AB	R	H	TB	2B	3B	HR	RBI	SH	SF	HP	BB	IBB	SO	SB	CS	GIDP	E
Anderson, G	.222	10	36	4	8	19	0	1	3	9	0	2	0	1	0	5	0	0	0	0
Cabrera, O	.220	10	41	4	9	15	3	0	1	6	0	0	0	0	0	3	0	0	0	2
DaVanon, J	.000	4	1	1	0	0	0	0	0	0	0	0	0	0	0	0	0	0	0	0
Erstad, D	.270	10	37	2	10	13	3	0	0	3	0	0	0	1	0	8	1	0	1	0
Figgins, C	.132	10	38	3	5	9	2	1	0	3	2	0	0	2	0	11	1	1	1	1
Finley, S	.150	8	20	3	3	4	1	0	0	1	4	0	0	1	0	6	0	0	1	0
Guerrero, V	.184	10	38	5	7	7	0	0	0	1	0	0	1	2	1	3	1	1	2	1
Izturis, M	.000	1	0	0	0	0	0	0	0	0	0	0	0	0	0	0	0	0	0	0
Kennedy, A	.258	10	31	3	8	10	0	1	0	3	2	0	0	0	0	4	0	2	1	1
Kotchman, C	.222	4	9	0	2	3	1	0	0	1	0	0	0	1	0	1	0	0	0	0
Molina, B	.286	10	35	5	10	19	0	0	3	6	0	0	2	0	0	2	0	0	0	0
Molina, J	.500	2	4	1	2	2	0	0	0	1	0	0	0	0	0	0	0	0	0	0
Paul, J	.000	2	0	0	0	0	0	0	0	0	0	0	0	0	0	0	0	0	0	1
Quinlan, R	.400	3	5	1	2	5	0	0	1	1	0	0	0	0	0	2	0	0	0	0
Rivera, J	.269	8	26	4	7	12	2	0	1	1	0	0	0	1	0	3	0	0	0	0
<b>TOTALS</b>	<b>.227</b>	<b>10</b>	<b>321</b>	<b>36</b>	<b>73</b>	<b>118</b>	<b>12</b>	<b>3</b>	<b>9</b>	<b>36</b>	<b>8</b>	<b>2</b>	<b>3</b>	<b>9</b>	<b>1</b>	<b>48</b>	<b>3</b>	<b>4</b>	<b>6</b>	<b>8</b>

PITCHER	OPP																				
	W	L	ERA	G	GS	CG	GF	SHO	SV	IP	H	R	ER	HR	HB	BB	IBB	SO	WP	BK	AVG
Byrd, P	1	0	5.02	3	3	0	0	0	0	14.1	17	8	8	2	2	4	0	4	0	0	.298
Colon, B	0	1	4.50	2	2	0	0	0	0	8	10	4	4	0	1	2	0	7	0	0	.313
Donnelly, B	0	0	2.45	4	0	0	1	0	0	3.2	4	2	1	0	0	2	0	5	0	0	.286
Escobar, K	1	2	1.59	6	0	0	2	0	0	11.1	6	4	2	2	0	7	0	15	2	0	.150
Gregg, K	0	0	0.00	1	0	0	0	0	0	2	1	0	0	0	0	1	0	3	0	0	.143
Lackey, J	0	1	4.41	3	3	0	0	0	0	16.1	15	8	8	1	0	10	0	12	2	0	.250
Rodriguez, F	0	0	1.59	5	0	0	5	0	3	5.2	7	3	1	1	0	3	0	5	0	0	.318
Santana, E	1	1	7.45	2	1	0	0	0	0	9.2	8	9	8	3	2	5	0	4	0	0	.229
Shields, S	1	1	1.64	8	0	0	1	0	0	11	8	2	2	0	0	4	1	10	0	0	.205
Washburn, J	0	0	0.00	1	1	0	0	0	0	4.2	4	1	0	0	1	1	0	1	0	0	.235
Yan, E	0	0	9.00	1	0	0	1	0	0	2	3	2	2	0	0	1	0	2	0	0	.375
<b>TOTALS</b>	<b>4</b>	<b>6</b>	<b>3.65</b>	<b>10</b>	<b>10</b>	<b>0</b>	<b>10</b>	<b>0</b>	<b>3</b>	<b>88.2</b>	<b>83</b>	<b>43</b>	<b>36</b>	<b>9</b>	<b>6</b>	<b>40</b>	<b>1</b>	<b>68</b>	<b>4</b>	<b>0</b>	<b>.251</b>

CLUB POSTSEASON





# ANGELS IN THE POSTSEASON (2007)



## ANGELS 2007 DIVISION SERIES

PLAYER	AVG	G	AB	R	H	TB	2B	3B	HR	RBI	SH	SF	HP	BB	IBB	SO	SB	CS	GDP	E
Anderson, G	.222	3	9	0	2	3	1	0	0	0	0	0	0	1	0	2	0	0	0	0
Aybar, E	.000	1	1	0	0	0	0	0	0	0	0	0	0	0	0	0	0	0	0	0
Cabrera, O	.250	3	12	0	3	4	1	0	0	1	0	0	0	1	0	1	0	0	0	0
Figgins, C	.231	3	13	1	3	5	2	0	0	1	0	0	0	0	0	4	0	0	0	0
Guerrero, V	.200	3	10	0	2	2	0	0	0	0	0	0	1	1	0	0	0	0	0	0
Haynes, N	.000	1	1	0	0	0	0	0	0	0	0	0	0	0	0	1	0	0	0	0
Izturis, M	.333	3	12	1	4	6	2	0	0	0	0	0	0	0	0	2	2	0	0	0
Kendrick, H	.200	3	10	0	2	2	0	0	0	1	0	1	0	0	0	1	2	0	1	0
Kotchman, C	.000	2	5	1	0	0	0	0	0	0	0	0	0	2	0	1	0	0	0	0
Mathis, J	.000	2	3	0	0	0	0	0	0	1	0	0	0	0	0	0	0	0	0	0
Morales, K	.111	3	9	1	1	1	0	0	0	0	0	0	0	0	0	2	0	0	0	0
Napoli, M	.167	3	6	0	1	1	0	0	0	0	0	0	0	0	0	3	0	0	0	0
Quinlan, R	.000	1	0	0	0	0	0	0	0	0	0	0	0	0	0	0	0	0	0	0
Rivera, J	.333	2	3	0	1	1	0	0	0	0	0	0	0	1	0	1	0	0	0	0
Willits, R	.000	3	4	0	0	0	0	0	0	0	0	0	0	1	0	2	1	0	0	0
<b>TOTALS</b>	<b>.192</b>	<b>3</b>	<b>99</b>	<b>4</b>	<b>19</b>	<b>25</b>	<b>6</b>	<b>0</b>	<b>0</b>	<b>4</b>	<b>0</b>	<b>1</b>	<b>1</b>	<b>7</b>	<b>0</b>	<b>20</b>	<b>5</b>	<b>0</b>	<b>1</b>	<b>0</b>

PITCHER	W	L	ERA	G	GS	CG	GF	SHO	SV	IP	H	R	ER	HR	HB	BB	IBB	SO	WP	BK	AVG	OPP
Escobar, K	0	0	5.40	1	1	0	0	0	0	5	4	3	3	0	0	5	1	5	0	0	.222	
Lackey, J	0	1	6.00	1	1	0	0	0	0	6	9	4	4	2	0	2	0	4	1	0	.391	
Moseley, D	0	0	0.00	1	0	0	1	0	0	1	1	0	0	0	0	0	0	1	0	0	.333	
Oliver, D	0	0	27.00	1	0	0	0	0	0	0.2	2	2	2	0	0	0	0	0	0	0	.400	
Rodriguez, F	0	0	54.00	1	0	0	1	0	0	0.1	1	2	2	1	0	1	1	1	0	0	.500	
Santana, E	0	0	0.00	1	0	0	1	0	0	2	0	0	0	0	0	0	0	2	0	0	.000	
Shields, S	0	0	2.25	2	0	0	0	0	0	4	0	1	1	0	0	4	0	4	0	0	.000	
Speier, J	0	1	27.00	2	0	0	0	0	0	1.2	4	5	5	0	0	1	0	0	0	0	.500	
Weaver, J	0	1	3.60	1	1	0	0	0	0	5	4	2	2	2	0	3	0	5	0	0	.222	
<b>TOTALS</b>	<b>0</b>	<b>3</b>	<b>6.66</b>	<b>3</b>	<b>3</b>	<b>0</b>	<b>3</b>	<b>0</b>	<b>0</b>	<b>25.2</b>	<b>25</b>	<b>19</b>	<b>19</b>	<b>5</b>	<b>0</b>	<b>16</b>	<b>2</b>	<b>22</b>	<b>1</b>	<b>0</b>	<b>.269</b>	

## ANGELS RETIRED UNIFORM NUMBERS

No.	Individual	Year
26	Gene Autry	1982
29	Rod Carew	1986
30	Nolan Ryan	1992
50	Jimmie Reese	1995
11	Jim Fregosi	1998

Note: The Angels and Major League Baseball retired number 42 on Jackie Robinson's behalf in 1997.

## ANGELS MEMORIAL UNIFORM MARKINGS

- 1965** - Black armband on left sleeve honoring passing of teammate **Dick Wantz**.
- 1974** - Black ribbon attached to left sleeve during Spring Training honoring passing of teammate **Bruce Heinbechner**.
- 1978** - Black armband on left sleeve honoring passing of teammate **Lyman Bostock**.
- 1992** - Initials "DJ" on left sleeve honoring passing of coach **Deron Johnson**.
- 1994-95** - Black armband with "REESE 50" in white on right sleeve and circular black patch with "REESE 50" in white on left sleeve (worn during second half of 1994 and spring of 1995) in honor of the late coach **Jimmie Reese**.
- 1999** - Caricature of **Gene Autry** with "26" in circular patch on right sleeve honoring the late owner.
- 2009** - Black encircled patch with white #34 in honor of the late **Nick Adenhardt** (above the heart).
- 2009** - Diamond-shaped patch with "PRESTON" inscribed in honor of the late **Preston Gomez** (on right sleeve).
- 2013** - Black encircled patch with red "LEW" inscribed in honor of the late **Dr. Lewis Yocum** (above the heart).
- 2013** - White encircled patch outlined in red with "STAN MUSIAL" signature in middle with number "6" for passing of Cardinals' legend **Stan Musial** (above heart on BP tops; Angels played Cards that series).
- 2014** - White encircled patch with red "FREGOSI 11" inscribed in honor the late player and manager **Jim Fregosi** (above the heart).
- 2016** - Black encircled patch with white "DEAN CHANCE LA" inscribed in honoring passing of former player **Dean Chance**.
- 2017** - White encircled patch with red "BAYLOR 25" in honor of the late **Don Baylor** (above the heart).





# ANGELS IN THE POSTSEASON

## 2008 DIVISION SERIES RECAP

For the third time in five seasons and fourth time in eight total playoff appearances (1986, 2004, 2007 & 2008), the Angels faced off against the Boston Red Sox (A.L. wild card entrant). The Halos entered the series with home-field advantage throughout the playoffs with the Majors' best record (100-62). The Angels also entered the 2008 postseason having dropped their last seven overall playoff games and last nine postseason affairs against Boston.

In Game 1 at Angel Stadium, the Angels offense sputtered at the hands of Red Sox starter Jon Lester (7 IP, 6 H, 1 R, 0 ER, 1 BB, 7 SO) in the 4-1 setback. John Lackey (6.2 IP, 4 H, 2 R, 2 ER, 1 HR, 3 BB, 5 SO) suffered the loss despite a solid outing. The Angels held a 1-0 lead through five innings, courtesy of a Torii Hunter RBI single, before Jason Bay put the Red Sox up for good with a two-run shot off Lackey in the top of the sixth. The Angels' 2 thru 5 hitters were 8-for-15 (.533) but the team went 1-for-7 with runners in scoring position, stranding nine baserunners.

In Game 2 at Angel Stadium, the Angels clawed back from an early four-run deficit to knot the game at 5-5 in the eighth inning. The momentum quickly evaporated as J.D. Drew's two-run home run off Francisco Rodriguez in the ninth proved to be the game-winner, giving the Red Sox a commanding 2-0 series lead. The loss was the ninth consecutive playoff setback for the Angels and 11th straight playoff loss to Boston. Chone Figgins' triple to lead off the eighth inning was the Angels' first extra-base hit of the series (first 19 hits were singles). The Angels were 3-for-14 with RISP while stranding 11 runners. Hunter logged RBI singles in the first and fifth innings and drove in three of the Angels' six runs over the first two games.

In Game 3 at Fenway Park, the Halos beat the Red Sox in the playoffs for the first time since Oct. 11, 1986 (Game 4 of ALCS), snapping an 11-game skid to Boston. The 5-4, 12-inning win (5 hr., 19 min.) marked the longest postseason game in club history. Erick Aybar's 12th-inning RBI single scoring Mike Napoli was the game-winner. Napoli connected for two home runs marking the fifth time an Angel logged a multi-HR playoff game. Napoli became just the sixth MLB catcher with a multi-HR game in the playoffs. Jered Weaver (2 IP, 1 H, 1 BB, 3 SO) earned the victory in the first relief appearance of his career.

Game 4 at Fenway Park would end in a fashion all too familiar to the Angels - a walk-off, series-clinching win for the Red Sox. A clutch two-out, two-run single by Hunter in the bottom of the eighth inning tied the game a 2-2. In the top of the ninth, the Halos looked poised to take the lead after a leadoff double from pinch-hitter Kendrys Morales. However, the scoring threat was foiled after a botched suicide squeeze ended the rally. In the ninth, Jed Lowrie's two-out RBI single plated Jason Bay from second base with the winning run. For the third time in five seasons, the Angels were eliminated from the first round of playoffs by the Red Sox.

## 2008 ALDS RECAP

### LOS ANGELES ANGELS VS. BOSTON RED SOX

Oct. 1-6, 2008



CLUB POSTSEASON

#### GAME 1 - Wednesday, October 1, 2008 at Anaheim (N)

BOSTON	0	0	0	0	0	2	0	0	2	—	4	8	1
LOS ANGELES	0	0	1	0	0	0	0	0	0	—	1	9	1

LOB: BOS 9, LAA 9. HR: Bay (off Lackey) E: Lowrie, Matthews SB: Ellsbury (2) HBP: Lowrie (by Lackey)  
WP - Lester, LP - Lackey T: 3:14. A: 44,996.

#### GAME 2 - Friday, October 3, 2008 at Anaheim (N)

BOSTON	4	0	0	1	0	0	0	0	2	—	7	14	0
LOS ANGELES	1	0	0	1	1	0	1	1	0	—	5	11	2

LOB: BOS 9, LAA 11. HR: Bay (off Santana), Drew (Off F. Rodriguez) E: Aybar, Hunter SB: Ellsbury. SF: Teixeira. GIDP: Varitek.  
WP - Papelbon, LP - F. Rodriguez T: 3:51. A: 45,354.

#### GAME 3 - Sunday, October 5, 2008 at Boston (N)

LOS ANGELES	1	0	2	0	1	0	0	0	0	0	0	1	—	5	16	0
BOSTON	0	3	0	0	1	0	0	0	0	0	0	0	—	4	7	0

LOB: LAA 16, BOS 8. HR: Napoli (2 off Beckett) SB: Figgins, Guerrero, Crisp. CS: Ellsbury SH: Kendrick HBP: Pedroia (by Saunders), Napoli (by Delcarmen) GIDP: Varitek. Outfield Assist: Bay.  
WP - Weaver, LP - Lopez T: 5:19. A: 39,067.

#### GAME 4 - Monday, October 6, 2008 at Boston (N)

LOS ANGELES	0	0	0	0	0	0	0	2	0	—	2	6	1
BOSTON	0	0	0	0	2	0	0	0	1	—	3	9	0

LOB: LAA 7, BOS 6. E: Figgins. CS: Willits. SH: Kendrick. GIDP: Kotsay, Ellsbury. PB: Varitek  
WP - Delcarmen, LP - Shields T: 2:50. A: 38,785.



# ANGELS IN THE POSTSEASON (2008)



## ANGELS 2008 DIVISION SERIES

PLAYER	AVG	G	AB	R	H	TB	2B	3B	HR	RBI	SH	SF	HP	BB	IBB	SO	SB	CS	GDP	E
Anderson, G	.158	4	19	1	3	3	0	0	0	0	0	0	0	1	0	4	0	0	0	0
Aybar, E	.111	4	18	0	2	2	0	0	0	1	0	0	0	0	0	2	0	0	0	1
Figgins, C	.333	4	21	2	7	10	1	1	0	1	0	0	0	0	0	6	1	0	0	1
Guerrero, V	.467	4	15	2	7	8	1	0	0	0	0	0	0	4	0	1	1	0	0	0
Hunter, T	.389	4	18	0	7	7	0	0	0	5	0	0	0	1	0	3	0	0	0	1
Kendrick, H	.118	4	17	0	2	2	0	0	0	0	2	0	0	0	0	7	0	0	0	0
Mathis, J	.500	1	2	0	1	0	0	0	0	0	0	0	0	0	0	1	0	0	0	0
Matthews, G	.000	3	5	0	0	0	0	0	0	0	0	0	0	0	0	2	0	0	0	1
Morales, K	.500	4	4	0	2	3	1	0	0	0	0	0	0	0	0	0	0	0	0	0
Napoli, M	.250	4	12	3	3	9	0	0	2	4	0	0	1	2	0	3	0	0	0	0
Rivera, J	.125	3	8	1	1	1	0	0	0	1	0	0	0	3	0	2	0	0	0	0
Teixeira, M	.467	4	15	4	7	7	0	0	0	1	0	1	0	4	0	3	0	0	0	0
Willits, R	---	3	0	0	0	0	0	0	0	0	0	0	0	0	0	0	0	1	0	0
<b>TOTALS</b>	<b>.273</b>	<b>4</b>	<b>154</b>	<b>13</b>	<b>42</b>	<b>53</b>	<b>3</b>	<b>1</b>	<b>2</b>	<b>13</b>	<b>2</b>	<b>1</b>	<b>1</b>	<b>15</b>	<b>0</b>	<b>34</b>	<b>2</b>	<b>1</b>	<b>0</b>	<b>4</b>

PITCHER	W	L	ERA	G	GS	CG	GF	SHO	SV	IP	H	R	ER	HR	HB	BB	IBB	SO	WP	BK	OPP	AVG
Arredondo, J	0	0	0.00	3	0	0	1	0	0	3.2	2	0	0	0	0	0	0	4	0	0	.154	
Lackey, J	0	1	2.63	2	2	0	0	0	0	13.2	11	4	4	1	1	4	0	6	0	0	.212	
Oliver, D	0	0	0.00	2	0	0	0	0	0	1.1	0	0	0	0	1	0	1	0	0	0	.000	
Rodriguez, F	0	1	7.71	2	0	0	1	0	0	2.1	5	2	2	1	0	2	0	2	0	0	.455	
Santana, E	0	0	8.44	1	1	0	0	0	0	5.1	8	5	5	1	0	0	0	3	0	0	.308	
Saunders, J	0	0	7.71	1	1	0	0	0	0	4.2	5	4	4	0	1	4	0	2	0	0	.278	
Shields, S	0	1	4.76	4	0	0	1	0	0	5.2	6	3	3	0	0	1	0	7	0	0	.273	
Weaver, J	1	0	0.00	1	0	0	1	0	0	2	1	0	0	0	0	1	0	3	0	0	.143	
<b>TOTALS</b>	<b>1</b>	<b>3</b>	<b>4.19</b>	<b>4</b>	<b>4</b>	<b>0</b>	<b>4</b>	<b>0</b>	<b>0</b>	<b>38.2</b>	<b>38</b>	<b>18</b>	<b>18</b>	<b>3</b>	<b>2</b>	<b>15</b>	<b>0</b>	<b>28</b>	<b>0</b>	<b>0</b>	<b>.250</b>	

## ANGELS WESTERN DIVISION CLINCHING DATES

Year	No.	Date	Details
1979	158	Sept. 25	Angels defeat Kansas City, 4-1, at Anaheim Stadium (Tanana over Chamberlain).
1982	161	Oct. 2	Angels defeat Texas, 6-4, at Anaheim Stadium (Goltz over Hough).
1986	153	Sept. 26	Angels defeat Texas, 8-3, at Anaheim Stadium (Candelaria over Mohorcic).
2004	161	Oct. 2	Angels defeat Oakland, 5-4 at Network Associates Coliseum (Donnelly over Rincon).
2005	157	Sept. 27	Angels defeat Oakland, 4-3 at McAfee Coliseum (Santana over Kennedy).
2007	156	Sept. 23	Angels defeat Seattle, 7-4 at Angel Stadium (Lackey over Jeff Weaver).
2008	145	Sept. 10	Angels defeat New York Yankees, 4-2 at Angel Stadium (Moseley over Pettitte).
2009	156	Sept. 28	Angels defeat Texas, 11-0 at Angel Stadium (Santana over Hunter).
2014	152	Sept. 17	Angels defeat Seattle, 5-0 at Angel Stadium (Wilson over Paxton).

CLUB POSTSEASON





# ANGELS IN THE POSTSEASON (2009)



## ANGELS 2009 DIVISION SERIES

PLAYER	AVG	G	AB	R	H	TB	2B	3B	HR	RBI	SH	SF	HP	BB	IBB	SO	SB	CS	GIDP	E
Abreu, B	.556	3	9	4	5	7	2	0	0	1	0	0	0	4	0	0	0	1	0	0
Aybar, E	.364	3	11	2	4	7	1	1	0	2	0	0	0	0	0	1	0	0	0	0
Figgins, C	.000	3	12	1	0	0	0	0	0	0	1	0	0	1	0	6	0	0	0	0
Guerrero, V	.400	3	10	2	4	4	0	0	0	2	0	0	0	2	0	1	0	0	0	0
Hunter, T	.200	3	10	2	2	6	1	0	1	3	0	0	1	2	1	1	0	0	0	0
Izturis, M	.143	2	7	1	1	1	0	0	0	1	0	0	0	0	0	2	1	0	0	0
Kendrick, H	.200	2	5	1	1	1	0	0	0	0	0	0	0	0	0	2	1	0	0	0
Mathis, J	.333	2	3	0	1	1	0	0	0	0	1	0	0	0	0	2	0	0	0	1
Mathews, G	.000	1	1	0	0	0	0	0	0	0	0	0	0	0	0	0	0	0	0	0
Morales, K	.200	3	10	1	2	5	0	0	1	3	0	1	0	1	0	0	0	0	0	0
Napoli, M	.250	2	4	1	1	2	1	0	0	0	0	0	2	0	0	1	0	0	0	0
Rivera, J	.273	3	11	1	3	4	1	0	0	2	0	0	0	0	0	2	1	0	2	0
Willits, R	.000	1	0	0	0	0	0	0	0	0	0	0	0	0	0	0	0	0	0	0
Wood, B	.000	0	0	0	0	0	0	0	0	0	0	0	0	0	0	0	0	0	0	0
<b>Totals</b>	<b>.258</b>	<b>3</b>	<b>93</b>	<b>16</b>	<b>24</b>	<b>38</b>	<b>6</b>	<b>1</b>	<b>2</b>	<b>14</b>	<b>2</b>	<b>1</b>	<b>3</b>	<b>10</b>	<b>1</b>	<b>18</b>	<b>3</b>	<b>1</b>	<b>2</b>	<b>1</b>

PITCHER	R/L	W	L	ERA	G	GS	CG	GF	SHO	SV	IP	H	R	ER	HR	HB	BB	IBB	SO	WP	BK	AVG
Bulger, J	R	0	0	0.00	1	0	0	0	0	0	1	0	0	0	0	0	1	0	1	0	0	.000
Fuentes, B	L	0	0	0.00	2	0	0	2	0	2	1.2	0	0	0	0	0	1	0	0	0	0	.000
Jepsen, K	R	0	0	6.75	2	0	0	0	0	0	1.1	3	1	1	0	0	0	0	1	0	0	.429
Kazmir, S	L	0	0	7.50	1	1	0	0	0	0	6	5	5	5	1	0	3	0	1	0	0	.217
Lackey, J	R	1	0	0.00	1	1	0	0	0	0	7.1	4	0	0	0	0	1	0	4	1	0	.160
Oliver, D	L	1	0	0.00	3	0	0	1	0	0	2.1	1	0	0	0	0	0	0	2	0	0	.125
Weaver, J	R	1	0	1.23	1	1	0	0	0	0	7.1	2	1	1	0	0	2	0	7	0	0	.083
<b>Totals</b>		<b>3</b>	<b>0</b>	<b>2.33</b>	<b>3</b>	<b>3</b>	<b>0</b>	<b>3</b>	<b>1</b>	<b>2</b>	<b>27</b>	<b>15</b>	<b>7</b>	<b>7</b>	<b>1</b>	<b>0</b>	<b>8</b>	<b>0</b>	<b>16</b>	<b>1</b>	<b>0</b>	<b>.158</b>

## 2009 LEAGUE CHAMPIONSHIP SERIES RECAP

Following a three-game sweep of Boston in the Division Series, the Halos were headed to the ALCS for the sixth time in club history. It marked the third playoff matchup with the New York Yankees, the Angels winning both previous DS in 2002 & 2005. The Angels and Yankees were the two statistical leaders in several offensive categories during the 2009 campaign.

**MISCUES LEAD TO 0-2:** After setting a club record for fewest errors (85) committed during 2009 season, the Angels committed five errors leading to three unearned runs through the first two games in New York. While leading the Majors batting .297 with RISP during the regular season, the Halos hit .222 (4/18), stranding 21 runners after two games. The 2009 ALCS marked the fifth time Angels fell behind 0-2 in a playoff series.

**ANOTHER GAME 3 COMEBACK:** After spotting the Yankees a 3-0 lead through four innings, a solo HR by Howie Kendrick in the fifth inning put the Angels on the board. Vladimir Guerrero followed the next inning with a game-tying, two-run home run. The game would go to the bottom of the 11th inning where another "nobody on with two outs" rally took place. Kendrick lined a single up the middle and Jeff Mathis followed with a game-winning RBI double to get the Angels back in the series. The comeback win snapped the Halos' six-game LCS losing streak and marked the third walk-off hit in Club playoff history (also Game 3 of '79 ALCS & Game 4 of '86 LCS).

**CLASSIC GAME 5:** Following a shutdown performance by CC Sabathia in a 10-1 Game 4 loss (8 IP, 1 ER), the Angels were facing elimination down 3-1 in the series. The Angels put up a four-run first inning in Game 5. Starter John Lackey was lifted after 6.2 IP and that's when the trouble started - a six-run Yankee 7th inning put them up 6-4 after 6 1/2 frames. However, the Halos immediately responded in the bottom half of the seventh with a leadoff hit by Jeff Mathis (his 6th consecutive hit, an Angels' playoff club record) and key RBI singles by Vladimir Guerrero and Kendry Morales. Brian Fuentes worked through a dicey 9th inning (1 IP, 2 BB, 1 HB) to preserve the one-run save and send the series back to the Bronx. The win was the Halos' eighth all-time in the postseason vs. New York - all of which have been of the comeback variety.

**YANKEES TAKE THE PENNANT:** In Game 6 at New York, a strong pitching performance by Andy Pettitte (6.1 IP, 1 ER, 6 SO), timely hitting by the Yankees and another game of Angels miscues sent New York to the World Series for the 40th time. The Halos scratched across the game's first run with an RBI single from Bobby Abreu with two outs in the third. Starter Joe Saunders got out of jams in the first and second innings before the Yankees tagged him for three runs in the fourth, sparked by Johnny Damon's two-run single. No scoring took place during innings 5-7 before the Halos pulled within 3-2 on Guerrero's two-out RBI single in the eighth, his last at-bat of the postseason (his RBI off Mariano Rivera was the first postseason earned run off the Yankees' closer since Game 2 of the 2000 World Series). A comeback was not meant to be as New York capitalized on two crucial Angel errors in the bottom of the eighth (Kendrick fielding, Kazmir throwing) to push the lead to 5-2, it took only three outs for Rivera to get in the ninth to close out the series. The Angels fell to 1-5 in six League Championship Series.





# ANGELS IN THE POSTSEASON (2009)



## ANGELS 2009 CUMULATIVE STATISTICS

PLAYER	AVG	G	AB	R	H	TB	2B	3B	HR	RBI	SH	SF	HP	BB	IBB	SO	SB	CS	DP	GI			PINCH HIT			
																				E	SLG	OBP	AB	H	HR	RBI
Abreu, B	.265	9	34	6	9	13	4	0	0	3	0	0	0	8	3	8	0	1	0	1	3.382	.405	0	0	0	0
Aybar, E	.290	9	31	4	9	13	2	1	0	3	2	0	0	1	0	2	3	0	2	0	4.419	.313	0	0	0	0
Figgins, C	.086	9	35	3	3	3	0	0	0	1	3	0	1	4	0	9	0	0	0	0	1.086	.200	0	0	0	0
Guerrero, V	.378	9	37	5	14	20	3	0	1	7	0	0	0	3	0	6	0	0	0	0	5.541	.425	0	0	0	0
Hunter, T	.273	9	33	4	9	14	2	0	1	5	0	0	1	7	1	5	1	1	2	1	4.244	.415	0	0	0	0
Izturis, M	.118	6	17	2	2	3	1	0	0	2	0	1	0	1	1	3	1	0	0	1	1.176	.158	1	0	0	1
Kendrick, H	.263	6	19	4	5	10	0	1	1	1	0	0	0	1	0	3	1	0	0	1	5.526	.300	0	0	0	0
Mathis, J	.533	7	15	2	8	13	5	0	0	1	1	0	0	0	0	4	0	0	0	0	1.867	.533	0	0	0	0
Matthews, G	.000	4	5	1	0	0	0	0	0	0	0	0	0	1	0	3	0	0	0	0	0.000	.167	4	0	0	0
Morales, K	.176	9	34	2	6	12	0	0	2	7	0	1	1	2	0	6	0	0	1	0	3.353	.237	0	0	0	0
Napoli, M	.154	7	13	1	2	3	1	0	0	0	0	0	2	0	0	4	0	0	0	0	2.31	.267	1	0	0	0
Quinlan, R	.000	0	0	0	0	0	0	0	0	0	0	0	0	0	0	0	0	0	0	0	0.000	.000	0	0	0	0
Rivera, J	.222	9	36	1	8	10	2	0	0	2	0	0	0	0	0	3	1	0	4	1	2.78	.222	0	0	0	0
Willits, R	.000	4	0	0	0	0	0	0	0	0	0	0	0	0	0	0	0	0	0	0	0.000	.000	0	0	0	0
Wilson, R	.000	0	0	0	0	0	0	0	0	0	0	0	0	0	0	0	0	0	0	0	0.000	.000	0	0	0	0
<b>LAA</b>	<b>.243</b>	<b>9</b>	<b>309</b>	<b>35</b>	<b>75</b>	<b>114</b>	<b>20</b>	<b>2</b>	<b>5</b>	<b>32</b>	<b>6</b>	<b>2</b>	<b>5</b>	<b>28</b>	<b>5</b>	<b>56</b>	<b>7</b>	<b>2</b>	<b>9</b>	<b>9.369</b>	<b>.314</b>	<b>6</b>	<b>0</b>	<b>0</b>	<b>1</b>	<b>0</b>
<b>OPPONENTS</b>	<b>.243</b>	<b>9</b>	<b>317</b>	<b>40</b>	<b>77</b>	<b>121</b>	<b>11</b>	<b>3</b>	<b>9</b>	<b>37</b>	<b>4</b>	<b>2</b>	<b>3</b>	<b>46</b>	<b>5</b>	<b>63</b>	<b>3</b>	<b>3</b>	<b>7</b>	<b>7.382</b>	<b>.342</b>	<b>8</b>	<b>1</b>	<b>0</b>	<b>0</b>	<b>0</b>
<b>DH</b>	<b>.378</b>	<b>6</b>	<b>37</b>	<b>6</b>	<b>14</b>	<b>20</b>	<b>3</b>	<b>0</b>	<b>1</b>	<b>7</b>	<b>0</b>	<b>0</b>	<b>0</b>	<b>3</b>	<b>0</b>	<b>6</b>	<b>1</b>	<b>0</b>	<b>0</b>	<b>0</b>	<b>.541</b>	<b>.425</b>	<b>0</b>	<b>0</b>	<b>0</b>	<b>0</b>

PITCHER	R/L	W	L	ERA	G	GS	CG	GF	SHO	SV	IP	H	R	ER	HR	HB	BB	IBB	SO	WP	BK	BK	AVG	OPP
																								AVG
Bulger, J	R	0	0	2.70	4	0	0	0	0	0	3.1	1	1	1	1	1	4	0	5	1	0	0	.091	
Fuentes, B	L	0	0	1.93	5	0	0	3	0	3	4.2	1	1	1	1	1	4	2	3	0	0	0	.067	
Jepsen, K	R	1	0	3.60	5	0	0	0	0	0	5.0	8	2	2	1	0	2	0	3	0	0	0	.364	
Kazmir, S	L	0	1	7.59	3	2	0	0	0	0	10.2	11	10	9	1	0	8	0	4	1	0	0	.268	
Lackey, J	R	1	1	2.29	3	3	0	0	0	0	19.2	19	7	5	0	0	7	0	14	1	0	0	.253	
Oliver, D	L	1	0	3.12	8	0	0	1	0	0	8.2	7	3	3	0	0	4	2	8	0	0	0	.226	
Palmer, J	R	0	0	13.50	2	0	0	2	0	0	2.2	5	4	4	1	0	1	0	2	0	0	0	.385	
Santana, E	R	1	1	1.59	4	0	0	2	0	0	5.2	5	3	1	0	1	4	1	5	0	0	0	.250	
Saunders, J	L	0	1	4.35	2	2	0	0	0	0	10.1	13	5	5	1	0	6	0	5	0	0	0	.317	
Weaver, J	R	1	0	2.63	4	2	0	1	0	0	13.2	7	4	4	3	0	6	0	14	0	0	0	.146	
<b>LAA</b>		<b>5</b>	<b>4</b>	<b>3.74</b>	<b>9</b>	<b>9</b>	<b>0</b>	<b>9</b>	<b>1</b>	<b>3</b>	<b>84.1</b>	<b>77</b>	<b>40</b>	<b>35</b>	<b>9</b>	<b>3</b>	<b>46</b>	<b>5</b>	<b>63</b>	<b>3</b>	<b>0</b>	<b>.243</b>		
<b>OPPONENTS</b>		<b>4</b>	<b>5</b>	<b>3.76</b>	<b>9</b>	<b>9</b>	<b>0</b>	<b>9</b>	<b>0</b>	<b>2</b>	<b>83.2</b>	<b>75</b>	<b>35</b>	<b>35</b>	<b>5</b>	<b>5</b>	<b>28</b>	<b>5</b>	<b>56</b>	<b>2</b>	<b>0</b>	<b>.243</b>		



CLUB POSTSEASON

This red seat in Section 135 was dedicated in 2012 during the Angels' 10-year World Series Anniversary. It represents the location where Scott Spiezio's 3-run HR landed in Game 6 of the 2002 Fall Classic. The HR sparked the Angels in overcoming a 5-run deficit en route to the crucial comeback win.





# ANGELS IN THE POSTSEASON

## 2014 DIVISION SERIES RECAP

The Angels would be paired up with one of baseball's hottest teams down the stretch, the Kansas City Royals, in the 2014 Division Series. The Halos clinched home field advantage throughout the playoffs by way of posting the best record in baseball at 98-64 (and of course an A.L. victory in the All-Star Game).

Game 1 at Angel Stadium called for a pitching matchup of Angels' Jered Weaver and former teammate Jason Vargas. Both hurlers posted quality starts but neither would fare in a decision as the game would go 11 frames. With the score tied at 2-2 in the 11th, Mike Moustakas' solo home run off Fernando Salas sealed the 3-2 win for Kansas City. Both teams collected just four hits in the game; two of the Angels' hits were solo shots from David Freese and Chris Iannetta.

Game 2 at Angel Stadium had a similar feel to the first contest as it went 11 innings as well. Matt Shoemaker, out since Sept. 15 with an oblique strain, took the ball for his first career postseason start (ND, 6 IP, 5 H, 1 R, 0 ER, 6 SO). With the Royals leading 1-0 in the 6th, Albert Pujols knotted the score with an RBI single, his 16th career game-tying or go-ahead hit in the playoffs. The score remained the same until a two-run home run off the bat of Eric Hosmer in the 11th (off Kevin Jepsen) put the Royals up 3-1. They would tack on another run in the 11th frame for the final score of 4-1. The Angels trailed 0-2 with the best of five series shifting to Kansas City.

Game 3 at Kauffman Stadium pitted C.J. Wilson vs. James Shields. The Halos struck first with a solo home run off the bat of Mike Trout in the first inning. The lead was short-lived as the Royals responded with three runs in the bottom half of the inning to chase Wilson from the game after recording just two outs. KC plated two more runs in the third inning to go up 5-1 before an Albert Pujols solo shot brought the score to 5-2 in the fourth. Yet again, the Royals answered in the bottom of the frame with two more runs and there was no looking back for Kansas City. The Angels were defeated 8-3 and swept out of the playoffs. It marked the third time the Halos were swept in a playoff series. The Club was limited to just six runs on 18 hits in the three games of the series after leading the Majors in runs (773) during the regular season. Halo pitchers limited the Royals to a .198 clip (21/106) in the three games.

## 2014 ALDS RECAP

### KANSAS CITY ROYALS VS. LOS ANGELES ANGELS

Oct. 2-5, 2014

#### GAME 1 - Thursday, October 2, 2014 at Anaheim (N)

KANSAS CITY	0	0	1	0	1	0	0	0	0	0	1	—	3	4	0
LOS ANGELES	0	0	1	0	1	0	0	0	0	0	0	—	2	4	0

LOB: KC 3, LAA 8. HR: Moustakas (off Salas), Iannetta (off Vargas), Freese (off Vargas). SAC: Aybar (2). SF: Infante. SB: Gore. HBP: Beckham (by Collins). GDP: Butler. WP: Davis.  
WP - Duffy, LP - Salas, S - Holland. T: 4:05. A: 45,321.

#### GAME 2 - Friday, October 3, 2014 at Anaheim (N)

KANSAS CITY	0	1	0	0	0	0	0	0	0	3	—	4	8	1
LOS ANGELES	0	0	0	0	0	1	0	0	0	0	—	1	6	2

LOB: KC 7, LAA 4. HR: Hosmer (off Jepsen). SAC: Escobar. SB: Gordon (2). CS: Trout. GDP: Freese, Hamilton. E: Infante, Calhoun, Iannetta.  
WP - Finnegan, LP - Jepsen, S - Holland. T: 3:48. A: 45,361.

#### GAME 3 - Sunday, October 5, 2014 at Kansas City (N)

LOS ANGELES	1	0	0	1	0	0	0	1	0	—	3	8	0
KANSAS CITY	3	0	2	2	0	1	0	0	x	—	8	9	0

LOB: KC 6, LAA 8. HR: Trout (off Shields), Pujols (off Shields), Hosmer (off Santiago), Moustakas (off Morin). SF: Cain. SB: Aybar, Butler. HBP: Freese (by Shields). WP: Morin, Shields.  
WP - Shields, LP - Wilson. T: 3:38. A: 40,657.

CLUB POSTSEASON



# ANGELS IN THE POSTSEASON (2014)



## ANGELS 2014 DIVISION SERIES

PLAYER	AVG	G	AB	R	H	TB	2B	3B	HR	SH	SF	HP	BB	IBB	SO	SB	CS	GIDPE	SLG	OBP	PINCH HIT				
																					AB	H	RBI		
Aybar, E	.455	3	11	0	5	6	1	0	0	0	2	0	0	0	1	1	0	0	0	.545	.455	0	0	0	
Beckham, G	.000	2	1	0	0	0	0	0	0	0	0	1	0	0	1	0	0	0	0	.000	.500	0	0	0	
Calhoun, K	.333	3	15	1	5	5	0	0	0	0	0	0	0	0	1	0	0	0	0	.667	.333	0	0	0	
Conger, H	.000	1	1	0	0	0	0	0	0	0	0	0	0	0	1	0	0	0	0	.000	.000	1	0	0	
Cowgill, C	---	1	0	0	0	0	0	0	0	0	0	0	0	0	0	0	0	0	---	---	0	0	0		
Cron, C.J.	.111	3	9	0	1	2	1	0	0	0	0	0	2	0	4	0	0	0	0	.222	.273	0	0	0	
Freese, D	.125	3	8	1	1	4	0	0	1	1	0	1	2	0	4	0	0	1	0	.500	.364	0	0	0	
Hamilton, J	.000	3	13	0	0	0	0	0	1	0	0	0	0	0	2	0	0	1	0	.000	.000	0	0	0	
Iannetta, C	.100	3	10	1	1	4	0	0	1	1	0	0	1	0	2	0	0	1	0	.400	.182	0	0	0	
Kendrick, H	.154	3	13	1	2	3	1	0	0	0	0	0	0	0	5	0	0	0	0	.231	.185	0	0	0	
Navarro, E	.000	1	1	0	0	0	0	0	0	0	0	0	0	0	1	0	0	0	0	.000	.000	1	0	0	
Pujols, A	.167	3	12	1	2	5	0	0	1	2	0	0	1	0	1	0	0	0	0	.417	.231	0	0	0	
Trout, M	.083	3	12	1	1	4	0	0	1	1	0	0	0	3	0	2	0	1	0	.333	.267	0	0	0	
<b>LAA</b>	<b>.170</b>	<b>3</b>	<b>106</b>	<b>6</b>	<b>18</b>	<b>33</b>	<b>3</b>	<b>0</b>	<b>4</b>	<b>6</b>	<b>2</b>	<b>0</b>	<b>2</b>	<b>9</b>	<b>0</b>	<b>25</b>	<b>1</b>	<b>2</b>	<b>1</b>	<b>.311</b>	<b>.248</b>	<b>2</b>	<b>0</b>	<b>0</b>	
<b>OPPONENTS</b>	<b>.198</b>	<b>3</b>	<b>106</b>	<b>15</b>	<b>21</b>	<b>35</b>	<b>4</b>	<b>0</b>	<b>4</b>	<b>15</b>	<b>1</b>	<b>2</b>	<b>0</b>	<b>12</b>	<b>2</b>	<b>26</b>	<b>5</b>	<b>0</b>	<b>1</b>	<b>1</b>	<b>.349</b>	<b>.275</b>	<b>1</b>	<b>0</b>	<b>0</b>
<b>DH</b>	<b>.100</b>	<b>3</b>	<b>10</b>	<b>1</b>	<b>1</b>	<b>2</b>	<b>1</b>	<b>0</b>	<b>0</b>	<b>0</b>	<b>0</b>	<b>0</b>	<b>0</b>	<b>2</b>	<b>0</b>	<b>5</b>	<b>0</b>	<b>0</b>	<b>0</b>	<b>.200</b>	<b>.250</b>	<b>0</b>	<b>0</b>	<b>0</b>	

PITCHER	R/L	W	L	ERA	G	GS	CG	GF	SHO	SV	IP	H	R	ER	HR	HB	BB	IBB	SO	WP	BK	OPP	
																						AVG	
Grilli, J	R	0	0	0.00	2	0	0	0	0	0	2	0	0	0	0	0	0	0	0	2	0	0	.000
Jepsen, K	R	0	1	13.50	3	0	0	0	0	0	2	4	4	3	1	0	4	1	2	0	0	0	.400
Morin, M	R	0	0	18.00	1	0	0	0	0	0	1	3	2	2	1	0	0	0	1	1	0	0	.600
Pestano, V	R	0	0	0.00	2	0	0	1	0	0	1	1	0	0	0	0	0	0	1	0	0	0	.250
Rasmus, C	R	0	0	0.00	1	0	0	1	0	0	2.2	0	0	0	0	0	1	0	2	0	0	0	.000
Salas, F	R	0	1	6.75	2	0	0	1	0	0	1.1	1	1	1	1	0	0	0	1	0	0	0	.200
Shoemaker, M	R	0	0	1.50	1	1	0	0	0	0	6	5	1	1	0	0	0	0	6	0	0	0	.227
Smith, J	R	0	0	0.00	2	0	0	0	0	0	2	0	0	0	0	0	0	0	2	0	0	0	.000
Street, H	R	0	0	0.00	2	0	0	0	0	0	3	0	0	0	0	0	2	1	3	0	0	0	.000
Weaver, J	R	0	0	2.57	1	1	0	0	0	0	7	3	2	2	0	0	2	1	6	0	0	0	.143
Wilson, C.J.	L	0	1	40.50	1	1	0	0	0	0	0.2	3	3	3	0	0	1	0	1	0	0	0	.600
<b>LAA</b>	<b>0</b>	<b>3</b>	<b>4.20</b>	<b>3</b>	<b>3</b>	<b>0</b>	<b>0</b>	<b>0</b>	<b>0</b>	<b>0</b>	<b>30</b>	<b>21</b>	<b>15</b>	<b>14</b>	<b>4</b>	<b>0</b>	<b>12</b>	<b>2</b>	<b>26</b>	<b>1</b>	<b>0</b>	<b>.198</b>	
<b>OPPONENTS</b>	<b>3</b>	<b>0</b>	<b>1.74</b>	<b>3</b>	<b>3</b>	<b>0</b>	<b>0</b>	<b>0</b>	<b>0</b>	<b>2</b>	<b>31</b>	<b>18</b>	<b>6</b>	<b>6</b>	<b>4</b>	<b>2</b>	<b>9</b>	<b>0</b>	<b>25</b>	<b>2</b>	<b>0</b>	<b>.170</b>	



CLUB POSTSEASON





# ANGELS ALL-TIME POSTSEASON GAME-BY-GAME

Pitchers in CAPS represent complete game

Bold = home game

GM	DATE	OPP	W-L	SCORE	WINNER	LOSER	RECORD	ATTN	CUMULATIVE
<b>(1979 ALCS vs. BALTIMORE)</b>									
1	10/3/79	BAL	L	3-6 (10)	Stanhouse	Montague	0-1	52,787	52,787
2	10/4/79	BAL	L	8-9	Flannigan	Frost	0-2	52,108	104,895
3	10/5/79	BAL	W	4-3	Aase	Stanhouse	1-2	43,199	148,094
4	10/6/79	BAL	L	0-8	McGREGOR	Knapp	1-3	43,199	191,293
<b>(1982 ALCS vs. MILWAUKEE)</b>									
5	10/5/82	MIL	W	8-3	JOHN	Caldwell	1-0	64,406	255,699
6	10/6/82	MIL	W	4-2	KISON	VUCKOVICH	2-0	64,179	319,878
7	10/8/82	MIL	L	3-5	Sutton	Zahn	2-1	50,134	370,012
8	10/9/82	MIL	L	5-9	Haas	John	2-2	51,003	421,015
9	10/10/82	MIL	L	3-4	McClure	Sanchez	2-3	54,968	475,983
<b>(1986 ALCS vs. BOSTON)</b>									
10	10/7/86	BOS	W	8-1	WITT	Clemens	1-0	32,993	508,976
11	10/8/86	BOS	L	2-9	HURST	McCaskill	1-1	32,786	541,762
12	10/10/86	BOS	W	5-3	Candelaria	Boyd	2-1	64,206	605,968
13	10/11/86	BOS	W	4-3 (11)	Corbett	Schiraldi	3-1	64,223	670,191
14	10/12/86	BOS	L	6-7 (11)	Crawford	Moore	3-2	64,223	734,414
15	10/14/86	BOS	L	4-10	Boyd	McCaskill	3-3	32,998	767,412
16	10/15/86	BOS	L	1-8	Clemens	Candelaria	3-4	33,001	800,413
<b>(2002 ALDS vs. NEW YORK)</b>									
17	10/1/02	NYN	L	5-8	Karsay	Weber	0-1	56,710	857,123
18	10/2/02	NYN	W	8-6	Rodriguez	Hernandez	1-1	56,695	913,818
19	10/4/02	NYN	W	9-6	Rodriguez	Stanton	2-1	45,072	958,890
20	10/5/02	NYN	W	9-5	Washburn	Wells	3-1	45,067	1,003,957
<b>(2002 ALCS vs. MINNESOTA)</b>									
21	10/8/02	MIN	L	1-2	Mays	Appier	0-1	55,562	1,059,519
22	10/9/02	MIN	W	6-3	HURST	Ortiz	1-1	55,990	1,115,509
23	10/11/02	MIN	W	2-1	Rodriguez	Romero	2-1	44,234	1,159,743
24	10/12/02	MIN	W	7-1	Lackey	Radke	3-1	44,830	1,204,573
25	10/13/02	MIN	W	13-5	Rodriguez	Santana	4-1	44,835	1,249,408
<b>(2002 WORLD SERIES VS. SAN FRANCISCO)</b>									
26	10/19/02	SF	L	3-4	Schmidt	Washburn	0-1	44,603	1,294,011
27	10/20/02	SF	W	11-10	Rodriguez	Rodriguez	1-1	44,584	1,338,595
28	10/22/02	SF	W	10-4	Ortiz	Hernandez	2-1	42,707	1,381,302
29	10/23/02	SF	L	3-4	Worrell	Rodriguez	2-2	42,703	1,424,005
30	10/24/02	SF	L	4-16	Zerbe	Washburn	2-3	42,713	1,466,718
31	10/26/02	SF	W	6-5	Donnelly	Worrell	3-3	44,506	1,511,224
32	10/27/02	SF	W	4-1	Lackey	Hernandez	4-3	44,598	1,555,822
<b>(2004 ALDS vs. BOSTON)</b>									
33	10/5/04	BOS	L	3-9	Schilling	Washburn	0-1	44,608	1,600,430
34	10/6/04	BOS	L	3-8	Martinez	Rodriguez	0-2	45,118	1,645,548
35	10/8/04	BOS	L	6-8 (10)	Lowe	Rodriguez	0-3	35,547	1,681,095
<b>(2005 ALDS vs. NEW YORK)</b>									
36	10/4/05	NYN	L	2-4	Mussina	Colon	0-1	45,142	1,726,237
37	10/5/05	NYN	W	5-3	Escobar	Wang	1-1	45,150	1,771,387
38	10/7/05	NYN	W	11-7	Shields	Small	2-1	56,277	1,827,664
39	10/9/05	NYN	L	2-3	Leiter	Shields	2-2	56,226	1,883,890
40	10/10/05	NYN	W	5-3	Santana	Mussina	3-2	45,133	1,929,023
<b>(2005 ALCS vs. CHICAGO)</b>									
41	10/11/05	CWS	W	3-2	Byrd	Contreras	1-0	40,659	1,969,682
42	10/12/05	CWS	L	2-1	BUEHRLE	Escobar	1-1	41,013	2,010,695
43	10/14/05	CWS	L	2-5	GARLAND	Lackey	1-2	44,725	2,055,420
44	10/15/05	CWS	L	2-8	GARCIA	Santana	1-3	44,857	2,100,277
45	10/16/05	CWS	L	3-6	CONTRERAS	Escobar	1-4	44,712	2,144,989
<b>(2007 ALDS vs. BOSTON)</b>									
46	10/3/07	BOS	L	0-4	BECKETT	Lackey	0-1	37,597	2,182,586
47	10/5/07	BOS	L	3-6	Papelbon	Speier	0-2	37,706	2,220,292
48	10/7/07	BOS	L	1-9	Schilling	Weaver	0-3	45,262	2,265,554
<b>(2008 ALDS vs. BOSTON)</b>									
49	10/1/08	BOS	L	1-4	Lester	Lackey	0-1	44,996	2,310,550
50	10/3/08	BOS	L	5-7	Papelbon	Rodriguez	0-2	45,354	2,355,904
51	10/5/08	BOS	W	5-4 (12)	Weaver	Lopez	1-2	39,067	2,394,971
52	10/6/08	BOS	L	2-3	Delcarmen	Shields	1-3	38,785	2,433,756
<b>(2009 ALDS vs. BOSTON)</b>									
53	10/8/09	BOS	W	5-0	Lackey	Lester	1-0	45,070	2,478,826
54	10/9/09	BOS	W	4-1	Weaver	Beckett	2-0	45,223	2,524,049
55	10/11/09	BOS	W	7-6	Oliver	Papelbon	3-0	38,704	2,562,753
<b>(2009 ALCS vs. NEW YORK)</b>									
56	10/16/09	NYN	L	1-4	Sabathia	Lackey	0-1	49,588	2,612,341
57	10/17/09	NYN	L	3-4 (13)	Robertson	Santana	0-2	49,922	2,662,263
58	10/19/09	NYN	W	5-4 (11)	Santana	Aceves	1-2	44,911	2,568,960
59	10/20/09	NYN	L	1-10	Sabathia	Kazmir	1-3	45,160	2,614,120
60	10/22/09	NYN	W	7-6	Jepsen	Hughes	2-3	45,114	2,659,234
61	10/25/09	NYN	L	2-5	Pettitte	Saunders	2-4	50,173	2,712,436
<b>(2014 ALDS vs. KANSAS CITY)</b>									
62	10/2/14	KC	L	2-3 (11)	Duffy	Salas	0-1	45,321	2,704,555
63	10/3/14	KC	L	1-4 (11)	Finnegan	Jepsen	0-2	45,361	2,749,916
64	10/5/14	KC	L	3-8	Shields	Wilson	0-3	40,657	2,753,093

(27-37 in 64 all-time postseason games)

CLUB POSTSEASON





# ANGELS ALL-TIME POSTSEASON HIGHS & LOWS



## TEAM BATTING

Runs, Game, Angels	13	-	Gm. 5, 2002 LCS (MIN)
Runs, Game, Opponents	16	-	Gm. 5, 2002 WS (SF)
Runs, Inning, Angels	10	-	Gm. 5, 2002 LCS (MIN)
Runs, Inning, Opponents	7	-	Twice; last, Gm. 3, 2007 DS (BOS)
Hits, Game, Angels	19	-	Gm. 3, 2005 DS (NYY)
Hits, Game, Opponents	16	-	Gm. 5, 2002 WS (SF)
Extra-Base Hits, Game, Angels	7	-	Gm. 3, 2005 DS (NYY)
Extra-Base Hits, Game, Opponents	7	-	Gm. 5, 2002 WS (SF)
Home Runs, Game, Angels	4	-	Twice; last, Gm. 3, 2002 WS (SF)
Home Runs, Game, Opponents	4	-	3 times; last, Gm. 3, 2009 LCS (NYY)
Singles, Game, Angels	15	-	Gm. 5, 2002 LCS (MIN)
Singles, Game, Opponents	14	-	Gm. 6, 1986 LCS (BOS)
Doubles, Game, Angels	5	-	Gm. 3, 2002 DS (NYY)
Doubles, Game, Opponents	4	-	5 times; last, Gm. 4, 2009 LCS (NYY)
Triples, Game, Angels	2	-	Gm. 3, 2005 DS (NYY)
Triples, Game, Opponents	1	-	Several times
Left on Base, Angels	16	-	Gm. 2, 2009 LCS (NYY) & Gm. 3, 2008 DS (BOS)
Left on Base, Opponents	12	-	Gm. 2, 2009 LCS (NYY)
Stolen Bases, Game, Angels	5	-	Gm. 2, 2007 DS (BOS)
Stolen Bases, Game, Opponents	3	-	Gm. 2, 2014 DS (KC) & Gm. 4, 2005 LCS (CWS)

## TEAM FIELDING

Double Plays, Game, Angels	4	-	Gm. 1, 2002 DS (NYY)
Double Plays, Game, Opponents	3	-	Twice; last, Gm. 4, 2002 WS (SF)
Errors, Game, Angels	3	-	4 times; last, Gm. 1, 2009 LCS (BOS)
Errors, Game, Opponents	4	-	Gm. 5, 1982 LCS (MIL)

## TEAM PITCHING

Strikeouts, Game, Angels	13	-	Twice; last, Gm. 3, 2009 LCS (NYY)
Strikeouts, Game, Opponents	12	-	Gm. 3, 2008 DS (BOS)
Base on Balls, Game, Angels	9	-	3 times; last, Gm. 6, 2009 LCS (NYY)
Base on Balls, Game, Opponents	8	-	Gm. 3, 2002 WS (SF)

## INDIVIDUAL HITTING

At-Bats, Game	7	-	Guerrero, Gm. 2, 2009 LCS (NYY) & Figgins, Gm. 3, 2008 DS (BOS)
Runs, Game	3	-	Several players
Hits, Game	4	-	3 times; last, Anderson, Gm. 3, 2005 DS (NYY)
Doubles, Game	2	-	Several players
Triples, Game	1	-	Several players
Home Runs, Game	3	-	Kennedy, Gm. 5, 2002 LCS (CWS)
Grand Slams	1	-	Guerrero, Gm. 3, 2004 DS (BOS) & Baylor, Gm. 4, 1982 LCS (MIL)
RBI, Game	5	-	3 times; last, Anderson, Gm. 3, 2005 DS (NYY)
Base on Balls, Game	4	-	Abreu, Gm. 1, 2009 DS (BOS)
Sac Bunts, Game	2	-	R. Jones, Gm. 4, 1986 LCS (BOS)
Strikeouts, Game	4	-	Aybar, Gm. 1, 2014 DS (KC)
		-	Kendrick, Gm. 2, 2008 DS (BOS)

## INDIVIDUAL PITCHING

Innings Pitched	9	-	3 times (3 CG); last, Gm. 1, 1986 LCS (BOS)
Strikeouts, Game	8	-	Ryan, Gm. 1, 1979 LCS (BAL) & Kison, Gm. 2, 1982 LCS (MIL)
Base on Balls, Game	5	-	6 times; last, Saunders, Gm. 6, 2009 LCS (NYY)
Earned Runs Allowed, Game	6	-	Twice; last, Washburn, Gm. 5, 2002 WS (SF)
Hits Allowed, Game	10	-	Twice; last, Ortiz, Gm. 2, 2002 LCS (MIN)
Home Runs Allowed, Game	3	-	4 times; last, Weaver, Gm. 3, 2009 LCS (NYY)

## TEAM MISCELLANEOUS

Longest Game, Innings	13	-	Gm. 2, 2009 LCS (NYY)
Largest Margin, Victory	8	-	Gm. 5, 2002 LCS (MIN)
Largest Margin, Loss	12	-	Gm. 5, 2002 WS (SF)
Largest Crowd, Home	64,406	-	Gm. 1, 1982 LCS (MIL)
Largest Crowd, Home (since '98 renovation)	45,361	-	Gm. 2, 2014 DS (KC)
Smallest Crowd, Home	43,199	-	Gm. 3 & 4, 1979 LCS
Largest Crowd, Road	56,710	-	Gm. 1, 2002 DS (NYY)
Smallest Crowd, Road	32,786	-	Gm. 2, 1986 LCS (BOS)

CLUB POSTSEASON





# ANGELS CAREER POSTSEASON LEADERS

## BATTING (MINIMUM OF 25 AT-BATS)

### BATTING AVERAGE

.368 (14/38)	Bob Boone	1982, 1986
.347 (25/72)	Troy Glaus	2002, 2004
.346 (9/26)	Gary Pettis	1986
.339 (40/118)	Darin Erstad	2002, 2004, 2005
.327 (18/55)	Scott Spiezio	2002
.314 (16/51)	Torii Hunter	2008-09
.308 (24/78)	Adam Kennedy	2002, 2005
.300 (24/80)	David Eckstein	2002, 2004

### AT-BATS

147	Garret Anderson	2002, 2004-05, 2007-08
122	Chone Figgins	2002, 2004-05, 2007-09
118	Darin Erstad	2002, 2004, 2005
112	Vladimir Guerrero	2004-05, 2007-09
91	Bengie Molina	2002, 2004, 2005
80	David Eckstein	2002, 2004
72	Troy Glaus	2002, 2004

### HITS

40	Darin Erstad	2002, 2004, 2005
36	Garret Anderson	2002, 2004-05, 2007-08
32	Vladimir Guerrero	2004-05, 2007-09
25	Troy Glaus	2002, 2004
24	Bengie Molina	2002, 2004, 2005
24	Adam Kennedy	2002, 2005
24	David Eckstein	2002, 2004
21	Chone Figgins	2002, 2004-05, 2007-09
18	Scott Spiezio	2002

## PITCHING (MINIMUM OF 10 IP)

### WINS

5	Francisco Rodriguez	2002, 2004-05, 2007-08
3	John Lackey	2002, 2004-05, 2007-09
2	Jered Weaver	2007-09, 2014
2	Ervin Santana	2005, 2007-09
2	Ramon Ortiz	2002, 2004
1	13 players tied	

### LOSSES

4	Francisco Rodriguez	2002, 2004-05, 2007-08
4	John Lackey	2002, 2004-05, 2007-09
3	Jarrold Washburn	2002, 2004
2	Ervin Santana	2005, 2007-09
2	Scot Shields	2002, 2004-05, 2007-08
2	Kelvim Escobar	2004, 2005, 2007
2	Kirk McCaskill	1986

### INNINGS PITCHED

78.0	John Lackey	2002, 2004-05, 2007-09
36.2	Jarrold Washburn	2002, 2004, 2005
31.2	Francisco Rodriguez	2002, 2004-05, 2007-08
27.2	Jered Weaver	2007-09, 2014
25.1	Scot Shields	2002, 2004-05, 2007-08
23.0	Ervin Santana	2005, 2007-09
21.2	Kevin Appier	2002
20.2	Jered Weaver	2007-09
20.2	Mike Witt	1982, 1986

### HOME RUNS

9	Troy Glaus	2002, 2004
5	Garret Anderson	2002, 2004-05, 2007-08
4	Adam Kennedy	2002, 2005
4	Tim Salmon	2002
3	Bengie Molina	2002, 2004, 2005
3	Darin Erstad	2002, 2004, 2005
3	Scott Spiezio	2002

### RUNS

18	Darin Erstad	2002, 2004, 2005
18	Troy Glaus	2002, 2004
17	Garret Anderson	2002, 2004-05, 2007-08
13	Adam Kennedy	2002, 2005
13	Vladimir Guerrero	2004-05, 2007-09
13	Chone Figgins	2002, 2004-05, 2007-09

### DOUBLES

9	Darin Erstad	2002, 2004, 2005
6	Garret Anderson	2002, 2004-05, 2007-08
5	Jeff Mathis	2007-09
5	Chone Figgins	2002, 2004-05, 2007-09
5	Troy Glaus	2002, 2004
5	Doug DeCinces	1982, 1986

### RUNS BATTED IN

22	Garret Anderson	2002, 2004-05, 2007-08
19	Scott Spiezio	2002
16	Troy Glaus	2002, 2004
14	Vladimir Guerrero	2004-05, 2007-09
13	Adam Kennedy	2002, 2005

### GAMES

21	Francisco Rodriguez	2002, 2004-05, 2007-08
17	Scot Shields	2002, 2004-05, 2007-08
17	Brendan Donnelly	2002, 2004, 2005
14	John Lackey	2002, 2004-05, 2007-08
9	Troy Percival	2002, 2004
9	Ben Weber	2002

### ERA

0.84 (10.2 IP/1 ER)	John Candelaria	1986
1.93 (14 IP/3 ER)	Bruce Kison	1982
2.60 (27.2 IP/8 ER)	Jered Weaver	2007-09, 2014
3.05 (20.2 IP/7 ER)	Mike Witt	1982, 1986
3.12 (78 IP/27 ER)	John Lackey	2002, 2004-05, 2007-09
3.13 (31.2 IP/11 ER)	F. Rodriguez	2002, 2004-05, 2007-08
3.20 (25.1 IP/9 ER)	Scot Shields	2002, 2004-05, 2007-08

### STRIKEOUTS

53	John Lackey	2002, 2004-05, 2007-09
41	Francisco Rodriguez	2002, 2004-05, 2007-08
28	Jered Weaver	2007-09, 2014
25	Scot Shields	2002, 2004-05, 2007-08
24	Kelvim Escobar	2004, 2005, 2007
23	Brendan Donnelly	2002, 2004, 2005

### SAVES

7	Troy Percival	2002, 2004
3	Brian Fuentes	2009
3	Francisco Rodriguez	2002, 2004-05, 2007-08
1	Donnie Moore	1986

# CLUB HISTORY



Eli Grba was the Angels first selection in the 1960 Expansion Draft and was the starting pitcher for the first game in franchise history



# START OF A FRANCHISE

In the winter of 1960, Gene Autry attended the American League expansion meeting in St. Louis seeking radio rights for his Golden West Broadcasting firm. On Dec. 6, 1960 he returned as Owner and Chairman of the Board of the expansion Los Angeles Angels.

Following is a chronological look at the beginning of the Los Angeles Angels:

## 1960

- Dec. 6** — At St. Louis, MO, the expansion Los Angeles Angels is awarded to Gene Autry, Robert O. Reynolds, Paul A. O'Bryan and associates.
- Dec. 8** — Fred Haney is named General Manager.
- Dec. 12** — Bill Rigney is named Field Manager.
- Dec. 14** — Haney and Rigney selected 28 players from the American League player pool at a meeting in Boston... Total cost: \$2,150,000 including two minor league draft picks...First player drafted is pitcher Eli Grba.
- Dec. 16** — Palm Springs, CA announced as Spring Training site.

## 1961

- Jan. 14** — Leonard K. Firestone becomes part owner and Vice President of the Angels.
- Jan. 24** — Angels announce signing of first two players - outfielders Bob Cerv and Albie Pearson.
- Feb. 6** — Angels hold first public tryout camp at Sawtelle Hospital...Over 300 prospects attend tryout...Six players are signed.
- Feb. 24** — Angels open spring training camp in Palm Springs.
- Mar. 11** — Angels defeat Chicago Cubs in first exhibition game, 8-3, before an overflow crowd at the Polo Grounds in Palm Springs...Club also wins second game on Mar. 12, 12-5.
- Apr. 11** — Behind the strong pitching of Eli Grba and power of Ted Kluszewski, the Angels rolled to a 7-2 victory in their first American League regular season game. Grba went the distance, allowing one earned run on six hits. Kluszewski hit a pair of home runs and collected five RBI. The Angels scored all seven runs in the first two frames, three in the first inning on back-to-back home runs by Kluszewski and Bob Cerv.

The Angels finished the 1961 season with a 70-91 record. The club's .435 winning percentage established and still stands as the best of any expansion team in Major League history.

The Angels played at Wrigley Field in Los Angeles in 1961, then moved to Chavez Ravine (now Dodger Stadium) in 1962 and remained there through the 1965 season. In 1966, the franchise moved south to Anaheim and played 32 seasons at Anaheim Stadium. The club opened the 1997 season as the Anaheim Angels and began play at Edison Field in 1998. Prior to the 2004 season the stadium name was changed to Angel Stadium of Anaheim. On Jan. 3, 2005 the official name of the franchise was changed to the Los Angeles Angels of Anaheim.

## ANGELS ORIGINAL PLAYER DRAFT

The Angels drafted a total of 28 players from the existing American League clubs on Dec. 14, 1960. Owners of the new Los Angeles and Washington clubs as well as their recently appointed front offices and field bosses — General Manager Fred Haney and Manager Bill Rigney of the Angels and General Manager Ed Doherty and Manager Micky Vernon of the Senators — attended the session held in the league offices.

A price of \$75,000 was set on the players to be picked and both of the new clubs were required to select 28. The players were picked by categories, starting with pitchers, then catchers, infielders and outfielders. A toss of the coin determined which club had first choice in each group, and then they alternated. Haney won the toss for three positions — all but for outfielders. Besides the 28 regular selections by both clubs, Los Angeles bought two players from the special minor league pool at \$25,000 apiece and Washington grabbed three. Thus, the Angels paid \$2,150,000 for their 30 players and the Senators shelled out \$2,175,000 for their 31 players in the unprecedented distribution.

Following is the order in which the Angels players were selected:

**NOTE:** Following the selections, Wilson notified the Angels and Cleveland that he intended to retire from the game. As a result, his selection was canceled several weeks later and the Indians sent pitcher Ted Bowsfield to the Angels as a replacement.

- |                              |   |
|------------------------------|---|
| 1. Eli Grba, p, NY           | 17. Jim Fregosi, inf, BOS                 |
| 2. Jerry Casale, p, BOS      | 18. Bob Cerv, of, NY                      |
| 3. Duke Maas, p, NY          | 19. Ken Hunt, of, NY                      |
| 4. Tex Clevenger, p, MIN     | 20. Jim McAnany, of, CHI                  |
| 5. Bob Sprout, p, DET        | 21. Earl Averill, c, CHI                  |
| 6. Audrey Gatewood, p, DET   | 22. Faye Throneberry, of, MIN             |
| 7. Ken McBride, p, CHI       | 23. Ted Kluszewski, inf, CHI              |
| 8. Ned Garver, p, KC         | 24. Don Ross, inf, BAL                    |
| 9. Ron Moeller, p, BAL       | 25. Julio Becquer, inf, MIN               |
| 10. Bob Davis, p, KC         | 26. Dean Chance, p, BAL                   |
| 11. Ed Sadowski, c, BOS      | 27. Fred Newman, p, BOS                   |
| 12. Bob Rodgers, c, DET      | 28. Bob Wilson, c, CLE                    |
| 13. Ed Yost, inf, DET        | 29. Steve Bilko, 1b, DET from Denver      |
| 14. Ken Aspromonte, inf, CLE | 30. Albie Pearson, of, BAL from Rochester |
| 15. Ken Hamlin, inf, KC      |   |
| 16. Gene Leek, inf, CLE      |   |



# LA ANGELS INAUGURAL GAME



**APR. 11, 1961**

	1	2	3	4	5	6	7	8	9	R	H	E	LOB
LOS ANGELES	3	4	0	0	5	0	7	0	0	7	6	3	3
BALTIMORE	0	1	1	0	0	0	0	0	0	2	6	0	8

E: Los Angeles - Brickell 2, Aspromonte DP: Los Angeles - 1 Baltimore - 1

2B: B. Robinson HR: Kluszewski 2, Cerv

S: Rice, Grba GDP: B. Robinson, Brickell

LOS ANGELES	WLS	IP	H	R	ER	HR	BB	SO	HB	WP	BK
Grba	W	9	6	2	1	0	4	5	0	1	0

BALTIMORE	WLS	IP	H	R	ER	HR	BB	SO	HB	WP	BK
Pappas	L	1.2	3	6	6	2	4	1	0	0	0
Papa	—	.1	1	1	1	1	0	1	0	0	0
Stock	—	2	1	0	0	0	0	1	1	0	0
Hoefl	—	3	1	0	0	0	0	3	0	0	0
Wilhelm	—	2	0	0	0	0	0	0	0	0	0

HB: Hunt (by Stock)

TIME: 2:33

PB: Triandos  
ATTENDANCE: 37,352

UMPIRES: Stevens, Rice, Napp, Schwartz

LOS ANGELES	AB	R	H	BI	BALTIMORE	AB	R	H	BI
Yost, 3b	4	0	0	0	Brandt, cf	5	1	2	0
Aspromonte, 2b	4	1	4	0	Snyder, rf	3	0	1	0
Pearson, rf	3	2	1	1	B. Robinson, 3b	4	0	1	0
Kluszewski, 1b	4	2	2	5	Gentile, 1b	4	1	1	0
Becquer, 1b	0	0	0	0	Triandos, c	4	0	0	0
Cerv, lf	4	1	1	1	Hansen, ss	4	0	0	0
Johnson, lf	0	0	0	0	Stephens, lf	2	0	1	0
Hunt, cf	2	0	0	0	Breeding, 2b	4	0	0	0
Brickell, ss	4	0	1	0	Pappas, p	0	0	0	0
Rice, c	2	0	0	0	Papa, p	0	0	0	0
Grba, p	3	1	0	0	Phillyle, ph	1	0	0	0
TOTALS	30	7	6	7	Stock, p	0	0	0	0
					E. Robinson, ph	1	0	0	0
					Hoefl, p	0	0	0	0
					Essegian, ph	1	0	0	0
					Wilhelm, p	0	0	0	0
					Zupo, ph	0	0	0	0
					TOTALS	33	2	6	0

## 1961 LOS ANGELES ANGELS' FIRSTS

### TEAM

**GAME** - Apr. 11 at Baltimore (7-2 win)  
**PLATE UMPIRE** - Johnny Stevens, Apr. 11 at Baltimore  
**GAME TIME** - 2:33, Apr. 11 at Baltimore  
**WIN** - Apr. 11 at Baltimore (7-2)  
**HOME GAME** - Apr. 27 vs. Minnesota (4-2 loss)  
**HOME WIN** - Apr. 28 vs. Minnesota (6-5; 12 inn.)  
**LOSS** - Apr. 15 at Boston (3-0)  
**SERIES WIN** - Apr. 27-29 vs. Minnesota (2-1)  
**ROAD SERIES WIN** - June 5-7 at Baltimore (3-1)  
**SERIES SWEEP** - July 3-4 vs. Kansas City (3-0)  
**ROAD SERIES SWEEP** - July 5-6 at Minnesota (2-0)  
**HOMESTAND WIN** - Apr. 27 - May 10 (8-6)  
**EXTRA INNING GAME** - Apr. 23 at Detroit (3-2 loss; 11 inn.)  
**EXTRA INNING WIN** - Apr. 28 vs. Minnesota (6-5; 12 inn.)  
**COMPLETE GAME** - Eli Grba, Apr. 11 at Baltimore (7-2 win)  
**COMPLETE GAME (against)** - Ike Delock, Apr. 15 at Boston (3-0 win)  
**SHUTOUT** - May 23 vs. Cleveland (9-0); Ken McBride, 3-hitter  
**SHUTOUT (against)** - Apr. 15 at Boston (3-0; Ike Delock, 4-hitter)  
**LAST AT-BAT WIN** - Apr. 28 vs. Minnesota (6-5; 2 runs in 12th)  
**DOUBLEHEADER** - Apr. 20 at New York (lost 7-5 & 4-2)  
**HOME DOUBLEHEADER** - Apr. 30 vs. Kansas City (split; 6-4 & 2-3)  
**DOUBLEHEADER SWEEP** - May 19 vs. Chicago (won 4-3 & 5-3)  
**EJECTION** - Ed Yost, Apr. 15 at Boston (8th inn. by plate umpire Jim Honochick)

### BATTERS

**BATTER** - Ed Yost, Apr. 11 at Baltimore (pop-out to shortstop)  
**FIRST PITCH** - Strike by Milt Pappas to Ed Yost, Apr. 11 at Baltimore  
**BASERUNNER** - Albie Pearson, Apr. 11 at Baltimore (1st inn.; walk)  
**HIT** - Ted Kluszewski, Apr. 11 at Baltimore (1st inn., 2-run HR)  
**RUN** - Albie Pearson, Apr. 11 at Baltimore (1st inn., scored on 2-run HR)  
**RBI** - Ted Kluszewski, Apr. 11 at Baltimore (1st inn., 2-run HR)  
**EXTRA BASE HIT** - Ted Kluszewski, Apr. 11 at Baltimore (1st inn., 2-run HR)  
**SINGLE** - Albie Pearson, Apr. 11 at Baltimore (2nd inn. to center)  
**BUNT SINGLE** - Albie Pearson, Apr. 15 at Boston (6th inn.)  
**DOUBLE** - Ken Hunt, Apr. 17 at Boston (3rd inn.)  
**TRIPLE** - Ken Hunt, Apr. 20 at New York (8th inn., 2nd game)  
**HOME RUN** - Ted Kluszewski, Apr. 11 at Baltimore (1st inn., 2-run, Milt Pappas)  
**SOLO HOME RUN** - Bob Cerv, Apr. 11 at Baltimore (1st inn., Milt Pappas)  
**TWO-RUN HOME RUN** - Ted Kluszewski, Apr. 11 at Baltimore (1st inn., Milt Pappas)  
**THREE-RUN HOME RUN** - Ted Kluszewski, Apr. 11 at Baltimore (2nd inn., John Papa)  
**GRAND SLAM HOME RUN** - Lee Thomas, June 6 at Baltimore (2nd inn., Milt Pappas)  
**GRAND SLAM HOME RUN AT HOME** - George Thomas, Sept. 9 vs. Chicago (5th inn., Frank Baumann)  
**PINCH-HIT HOME RUN** - Albie Pearson, Apr. 17 at Boston (9th inn., Mike Forniieles)

**HOME RUN BY A PITCHER** - Jerry Casale, May 9 vs. Boston (2nd inn., Ike Delock)  
**TWO-HOME RUN GAME** - Ted Kluszewski, Apr. 11 at Baltimore (Milt Pappas), John Papa  
**THREE-HOME RUN GAME** - Lee Thomas, Sept. 5 at Kansas City (Lew Krausse, Ed Rakow, Bill Fischer)  
**BACK-TO-BACK HOME RUNS** - Ted Kluszewski & Bob Cerv, Apr. 11 at Baltimore (1st inn., Milt Pappas)  
**PINCH-HITTER** - Faye Throneberry, Apr. 15 at Boston (7th inn., groundout to 2B)  
**PINCH-HIT** - Steve Bilko, Apr. 17 at Boston (7th inn., double)  
**STOLEN BASE** - Ken Hunt, Apr. 20 at New York (2nd game)  
**WALK** - Albie Pearson, Apr. 11 at Baltimore (1st inn.)  
**STRIKEOUT** - Ken Aspromonte, Apr. 11 at Baltimore (1st inn.)  
**SACRIFICE** - Del Rice, Apr. 11 at Baltimore (6th inn., 1-3)  
**SACRIFICE FLI** - Earl Averill, Apr. 30 vs. Kansas City (2nd game)  
**HIT BY PITCH** - Ken Hunt, Apr. 11 at Baltimore (3rd inn., Wes Stock)  
**GROUNDOUT INTO DOUBLE PLAY** - Fritz Brickell, Apr. 11 at Baltimore (3rd inn., 5-4-3)  
**PUTOUT** - Fritz Brickell, Apr. 11 at Baltimore (force out - Aspromonte to Brickell; batter - Russ Snyder; runner - Jackie Brandt)  
**ASSIST** - Ken Aspromonte, Apr. 11 at Baltimore (force out - Aspromonte to Brickell; batter - Russ Snyder; runner - Jackie Brandt)  
**ERROR** - Fritz Brickell, Apr. 11 at Baltimore (2nd inn. ground ball hit by Marv Breeding)

### PITCHERS

**PITCHER** - Eli Grba, Apr. 11 at Baltimore (7-2 win)  
**FIRST PITCH** - Strike by Eli Grba to Jackie Brandt, Apr. 11 at Baltimore  
**WINNING PITCHER** - Eli Grba, Apr. 11 at Baltimore (7-2 score)  
**LOSING PITCHER** - Jerry Casale, Apr. 15 at Boston (3-0 score)  
**SAVE** - Tom Morgan, Apr. 30 vs. Kansas City, 1st game (1 IP)  
**HIT** - Jackie Brandt, Apr. 11 at Baltimore (1st inn., single to left; Eli Grba)  
**DOUBLE** - Brooks Robinson, Apr. 11 at Baltimore (5th inn. to center; Eli Grba)  
**TRIPLE** - Carl Yastrzemski, Apr. 15 at Boston (3rd inn.; Jerry Casale)  
**HOME RUN** - Gary Geiger, Apr. 17 at Boston (7th inn., Tom Morgan)  
**RUN** - Jim Gentile, Apr. 11 at Baltimore (2nd inn., scored on error)  
**WALK** - Gene Stephens, Apr. 11 at Baltimore (2nd inn. Eli Grba)  
**STRIKEOUT** - Jackie Brandt, Apr. 11 at Baltimore (5th inn.; Eli Grba)  
**HIT BATTER** - Jerry Adair, May 2 vs. Baltimore (5th inn., Ted Bowsfield)  
**WILD PITCH** - Eli Grba, Apr. 11 at Baltimore (6th inn.)

CLUB HISTORY





# YEAR BY YEAR RECORDS/STANDINGS

Year	Pos.	W	L	Pct.	GA/GB	Manager	Home	Away
1961	8	70	91	.435	-38 1/2	Bill Rigney	46-36	24-55-1
1962	3	86	76	.531	-10	Bill Rigney	40-41	46-35
1963	9	70	91	.435	-34	Bill Rigney	39-42	31-49
1964	5	82	80	.506	-17	Bill Rigney	45-36	37-44
1965	7	75	87	.463	-27	Bill Rigney	46-34	29-53
1966	6	80	82	.494	-18	Bill Rigney	42-39	38-43
1967	5	84	77	.522	-7 1/2	Bill Rigney	53-30	31-47
1968	8	67	95	.414	-36	Bill Rigney	32-49	35-46
1969	3	71	91	.438	-26	Bill Rigney (11-28) Lefty Phillips (60-63)	43-38	28-53-1
1970	3	86	76	.531	-12	Lefty Phillips	43-38	43-38
1971	4	76	86	.469	-25 1/2	Lefty Phillips	35-46	41-40
1972★	5	75	80	.484	-18	Del Rice	44-46	31-44
1973	4	79	83	.488	-15	Bob Winkles	43-38	36-45
1974	6	68	94	.420	-22	Bob Winkles (30-44) +Dick Williams (36-48)	36-45	32-49-1
1975	6	72	89	.447	-25 1/2	Dick Williams	35-46	37-43
1976	T4	76	86	.469	-14	Dick Williams (39-57) Norm Sherry (37-29)	38-43	38-43
1977	5	74	88	.457	-28	Norm Sherry (39-42) Dave Garcia (35-46)	39-42	35-46
1978	T2	87	75	.537	-5	Dave Garcia (25-20) Jim Fregosi (62-55)	50-31	37-44
1979	1	88	74	.543	+3	Jim Fregosi	49-32	39-42
1980	6	65	95	.406	-32	Jim Fregosi	30-51	35-44
1981★	5	51	59	.464	-13 1/2	Jim Fregosi (22-25) Gene Mauch (29-34)	26-28	25-31
1982	1	93	69	.574	+3	Gene Mauch	52-29	41-40
1983	T5	70	92	.432	-29	John McNamara	35-46	35-46
1984	T2	81	81	.500	-3	John McNamara	37-44	44-37
1985	2	90	72	.549	-1	Gene Mauch	49-30	41-42
1986	1	92	70	.568	+5	Gene Mauch	50-32	42-38
1987	T6	75	87	.463	-10	Gene Mauch	38-43	37-44
1988	4	75	87	.463	-29	++Cookie Rojas (75-79)	35-46	40-41
1989	3	91	71	.562	-8	Doug Rader	52-29	39-42
1990	4	80	82	.494	-23	Doug Rader	42-39	38-43
1991	7	81	81	.500	-14	Doug Rader (61-63) Buck Rodgers (20-18)	40-41	41-40
1992	T5	72	90	.444	-24	+++Buck Rodgers (33-40)	41-40	31-50
1993	T5	71	91	.438	-23	Buck Rodgers	44-37	27-54
1994★★★★	4	47	68	.409	-5 1/2	Buck Rodgers (16-23) ++++Marcel Lachemann (30-44)	23-40	24-28
1995★★★★★	2	78	67	.538	-1	Marcel Lachemann	39-33	39-34
1996	4	70	91	.435	-19 1/2	++++Marcel Lachemann (52-59)	43-38	27-53
1997	2	84	78	.519	-6	Terry Collins	46-36	38-42
1998	2	85	77	.525	-3	+++++Terry Collins (79-75)	42-39	43-38
1999	4	70	92	.432	-25	+++++Terry Collins (51-82)	37-44	33-48
2000	3	82	80	.506	-9 1/2	Mike Scioscia	46-35	36-45
2001	3	75	87	.463	-41	Mike Scioscia	39-42	36-45
2002y\$	2	99	63	.611	-4	Mike Scioscia	54-27	45-36
2003	3	77	85	.475	-19	Mike Scioscia	45-37	32-48
2004	1	92	70	.569	+1	Mike Scioscia	45-36	47-34
2005	1	95	67	.586	+7	Mike Scioscia	49-32	46-35
2006	2	89	73	.549	-4	Mike Scioscia	45-36	44-37
2007	1	94	68	.580	+6	Mike Scioscia	54-27	40-41
2008	1	100	62	.617	+21	Mike Scioscia	50-31	50-31
2009	1	97	65	.599	+10	Mike Scioscia	49-32	48-33
2010	3	80	82	.494	-10	Mike Scioscia	43-38	37-44
2011	2	86	76	.531	-10	Mike Scioscia	45-36	41-40
2012	3	89	73	.549	-5	Mike Scioscia	46-35	43-38
2013	3	78	84	.481	-18	Mike Scioscia	39-42	39-42
2014	1	98	64	.605	+10	Mike Scioscia	52-29	46-35
2015	3	85	77	.525	-3	Mike Scioscia	49-32	36-45
2016	4	74	88	.457	-21	Mike Scioscia	40-41	34-47
2017	2	80	82	.494	-21	Mike Scioscia	43-38	37-44
2018	4	80	82	.494	-23	Mike Scioscia	42-39	38-43
<b>Totals</b>		<b>*4637</b>	<b>4629</b>	<b>.500</b>		<b>16 Managers</b>	<b>2474-2172</b>	<b>2163-2457-3</b>

\*Tied three times in club history (6/8/61 @ Boston in 11 inn.; 9/12/69 @ Seattle in 10 inn.; 4/7/74 @ CWS in 10 inn.)

**\$** World Series Champions  
**BOLD** Western Division Champions  
**y** Wild Card Entrant

- +** Totals do not include 2-2 under interim manager Whitey Herzog.
- ++** Totals do not include 0-8 under interim manager Moose Stuban.
- +++** Totals do not include 36-49 under interim manager John Wathan or 3-1 under interim/interim manager Marcel Lachemann.
- ++++** Totals do not include 1-1 under interim manager Bobby Knoop.
- +++++** Totals do not include 10-18 under interim manager John McNamara or 8-14 under interim/interim manager Joe Maddon.
- ++++++** Totals do not include 6-2 under interim manager Joe Maddon.
- +++++++** Totals do not include 19-10 under interim manager Joe Maddon.
- \*** Work stoppage, Apr. 1-13, 1972.
- ★★** Work stoppage, June 12-July 30, 1981.
- ★★★** Work stoppage, Aug. 12, 1994-remainder of season.
- ★★★★** Work stoppage, Apr. 2-24, 1995.

CLUB HISTORY



# ANGELS ALL TIME ROSTER



Includes every player who has been in at least one Major League game with the Angels since 1961.  
**BOLD:** Indicates current players in organization **BATTING KEY:** #=Right \* =Left + =Switch ^ =Interim manager

## MANAGERS (2)

COLLINS, Terry (97-99)  
 FREGOSI, Jim (78-81)  
 GARCIA, Dave (77-78)  
 HERZOG, Whitey (74)\*  
 KNOOP, Bobby (94)\*  
 LACHEMANN, Marcel (92\*, 94-96)  
 MADDON, Joe (96\*, 98\*, 99\*)  
 MAUCH, Gene (81-82, 85-87)  
 McNAMARA, John (83-84, 96\*)  
 PHILLIPS, Lefty (69-71)  
 RADER, Doug (89-91)  
 RICE, Del (72)  
 RIGNEY, Bill (61-69)  
 RODGERS, Buck (91-94)  
 ROJAS, Cookie (82)  
 SCIOSCIA, Mike (00-18)  
 SHERRY, Norm (76-77)  
 STUBING, Moose (88)\*  
 WATHAN, John (92-93)\*  
 WILLIAMS, Dick (74-76)  
 WINKLES, Bob (73-74)

## COACHES (73)

ADAIR, Jerry (75)  
 BAYLOR, Don (14-15)  
 BLACK, Bud (00-06)  
 BOWA, Larry (97-99)  
 BRIDGES, Rocky (62-63; 68-71)  
 BURLESON, Rick (95-96)  
 BUTCHER, Mike (06-15)  
 CAREW, Rod (92-99)  
 CLEAR, Bob (76-87)  
 COLEMAN, Joe (87-90, 96-99)  
 ALLCOUGH, Mike (96)  
 CRANDALL, Del (77)  
 DISARCINA, Gary (14-16)  
 DOWN, Rick (87-88)  
 EBEL, Dino (06-18)  
 ELLIOTT, Bob (61)  
 EPPARD, Jim (12-13)  
 ETCHEBARREN, Andy (77)  
 GARCIA, Dave (77)  
 GOMEZ, Preston (81-84)  
 GRIFFIN, Alfredo (00-18)  
 GRISSOM, Merv (61-66; 69, 77-78)

HANSEN, Dave (14-17)  
 HATCHER, Mickey (00-12)  
 HEFFNER, Don (67-68)  
 HENDRICK, George (98-99)  
 HERMAN, Billy (67)  
 HERNANDEZ, Chuck (92-96)  
 HERZOG, Whitey (74-75)  
 HINES, Bruce (91)  
 HINSKE, Eric (18)  
 HOSCHET, Vern (76)  
 JOHNSON, Deron (79-80, 89-92)  
 KNOOP, Bobby (79-96)  
 KOENIG, Fred (70-71)  
 KRESS, Red (61)  
 LACHEMANN, Bill (93-96)  
 LACHEMANN, Marcel (84-92, 97-98)  
 LEMON, Bob (67-68)  
 LOWREY, Peanuts (77)  
 MACHA, Ken (92-94)  
 MADDON, Joe (94-05)  
 McDERMOTT, Mickey (68)  
 McNAMARA, John (78)  
 MERCADO, Orlando (03-10)  
 MORGAN, Tom (72-74, 81-83)  
 MUFFETT, Billy (74-77)  
 NAGY, Charles (16-18)  
 OLIVERAS, Max (94)  
 PAEPKE, Jack (61-66)  
 PARKER, Dave (97)  
 PARKER, Salty (64-66, 73-74)

PAUL, Josh (18-)  
 PICCIOLO, Rob (11-13)  
 POLE, Dick (99)  
 RADINSKY, Scott (16-18)  
 RAMOS, Bobby (00-02)

REBERGER, Frank (91)  
 REESE, Jimmie (72-94)  
 REISER, Pete (70-71)  
 RESINGER, Grover (75-76)  
 RICE, Del (62-66)  
 ROARKE, Mike (67-69)  
 ROBINSON, Frank (77)  
 RODRIGUEZ, Eddie (96)  
 ROENICKE, Ron (00-10, 16-17)  
 ROSEBORO, John (72-74)  
 SHERRY, Larry (79-80)  
 SHERRY, Norm (70-71, 76)  
 SKINNER, Bob (78)  
 SOLIZ, Steve (11-18)  
**SORRENTO, Paul (15-)**  
 STUBING, Moose (85-90)  
 WATHAN, John (92-93)  
 WINKLES, Bob (72)

## PLAYERS (1054)

### -A-

AASE, Don, rhp (78-82, 84)  
 ABBOTT, Jim, lhp (89-92, 95-96)  
 ABBOTT, Kyle, lhp (91, 96)  
 ABNER, Shawn, of (91-92)  
 ABREU, Bobby, of (09-12)\*  
 ACHTER, A.J., rhp (16)  
 ADAMS, Ricky, inf (82-83)\*  
 ADCOCK, Joe, lhp (64-66)  
 ADENHART, Nick, rhp (08-09)  
 AIKENS, Willie, inf/dh (77, 79)\*  
 ALBURQUERQUE, Al, rhp (16)  
 ALDRETE, Mike, of (95-96)\*  
 ALDRIDGE, Cory, of (10)\*  
 ALFONZO, Edgardo, inf (06)\*  
 ALICEA, Luis, inf (97)\*  
 ALLCOUGH, Andy, c (95)\*  
 ALLEN, Lloyd, rhp (69-73)  
 ALIETTA, Cal, c (75)\*  
**ALMONTE, Miguel, rhp (18-)**  
 ALOMAR, Sandy, inf (69-74)\*  
**ALVAREZ, Jose, lhp (14-)**  
 ALVAREZ, Juan, lhp (99)  
 ALVAREZ, Orlando, of/dh (76)\*  
 AMARISTA, Alexi, inf (11-12)\*  
 AMARO, Ruben, inf (94)\*  
 AMARO, Ruben Jr., of (91+)



**Erick Aybar**

AMEZAGA, Alfredo, inf (02-04)\*  
 ANDERSON, Brian, lhp (93-95)  
 ANDERSON, Garret, of (94-08)\*  
 ANDERSON, Jim, inf (78-79)\*  
**ANDERSON, Justin, rhp (18-)**  
 ANDERSON, Kent, inf (89-90)  
 APPIER, Kevin, rhp (02-03)  
 ARCIA, Francisco, c (18)\*  
 ARDELL, Dan, inf (61)\*  
 ARIAS, George, inf (96-97)\*  
 ARMAS, Tony, of (87-97)\*  
 ARREDONDO, Jose, rhp (08-09)  
 ASPROMONTE, Ken, 2b (61-68)  
 AVERILL, Earl, of/c (61-62)\*  
 AYBAR, Erick, inf (06-15)\*  
 AZCUE, Joe, c (69-70, 72)\*

### -B-

BAHNSEN, Stan, rhp (82)  
 BAILES, Scott, lhp (90-92)  
 BAILEY, Andrew, rhp (16-17)  
 BAILEY, Ed, c/inf (66)\*  
 BALAZ, John, of/dh (74-75)\*

BANDY, Jett, c (15-16)\*  
 BANNISTER, Floyd, lhp (91)\*  
 BARBER, Steve, lhp (72-73)  
 BARD, Luke, rhp (18)  
 BARLOW, Mike, inf (77-79)\*  
 ROARKE, Mike (67-69)  
**BARRIA, Jaime, rhp (18-)**  
 BARR, Jim, rhp (79-80)  
 BAUGHMAN, Justin, inf (98; 00)\*  
 BAYLOR, Don, of/dh (77-82)\*  
 BEASLEY, Chris, rhp (93-94)\*  
 BECKHAM, Gordon, inf (14)\*  
 BECQUER, Julio, inf (61)\*  
**BEROSIAN, Cam, rhp (14-)**  
 BELCHER, Tim, rhp (62-64)  
 BELLS, Trevor, rhp (09-12)  
 BELLINGER, Clay, inf/of (02)\*  
 BENNETT, Dennis, lhp (68)  
 BENNETT, Erik, rhp (95)  
 BERGMAN, Dusty, lhp (04)  
 BERRY, Ken, of (71-73)\*  
 BIELECKI, Mike, rhp (95)  
 BILKO, Steve, inf (61-62)\*  
 BLANTON, Joe, rhp (13)  
 BLASH, Jabari, of (18)  
 BLAZEK, Steve, rhp (75)  
 BLEVENIN, Bert, rhp (89-92)  
 BOCHTE, Bruce, c (74-77)\*  
 BOSCH, Brennan, of (14)\*  
 BOND, Frank, inf (98)\*  
 BONDS, Bobby, of/dh (76-77)\*  
 BOONE, Bob, c (82-88)\*  
 BOOTHCHICK, Chris, rhp (03-05-08)

BORBON, Pedro, rhp (69)  
 BORDERS, Pat, c (96)\*  
 BORLAND, Toby, rhp (01)  
 BOSHERS, Buddy, lhp (13)  
 BOSKIE, Shawn, rhp (95-96)  
 BOSTLEY, Thad, of (77, 88)\*  
 BOSUCK, Lyman, of (78)\*  
 BOTTENFIELD, Kent, rhp (00)  
 BOTTING, Ralph, lhp (79-80)  
 BOTZ, Bob, rhp (62)  
 BOURIOS, Peter, of (10-13)\*  
 BOVEE, Mike, rhp (97)  
 BOWSFIELD, Ted, lhp (61-62)  
 BRADLEY, Tom, rhp (69-70)  
 BRADY, Brian, of (89)\*  
 BRANNAN, Russell, inf/dh (11)\*  
 BRASIER, Ryan, rhp (13)  
 BRETT, Ken, lhp (77-78)  
 BREWER, Jim, lhp (75-76)  
**BRICENO, Jose, c (18-)**  
 BRICKELL, Fritz, inf (69-74)\*  
 BRIDGES, Rocky, inf (61)\*  
 BRIDWELL, Parker, rhp (17-18)  
 BRIGGS, Dan, inf/of (75-77)\*  
 BROOKS, Bobby, of (73)\*  
 BROOKS, Hubie, of/dh (92)\*  
 BROWN, Curt, rhp (83)  
 BROWN, Matt, inf (07-08)\*  
 BROWN, Mike, of (83-85, 88)\*  
 BROWN, Randy, c (69-79)\*  
 BROWN, Steve, rhp (83-84)  
 BRUNANSON, Tom, of (81)\*  
 BRUNET, George, lhp (64-69)  
 BRYDEN, Tom, rhp (86)  
 BUCK, John, c (14)\*

BUCKNER, Bill, inf/dh (87-88)\*  
 BUCKNER, Billy, rhp (13)  
 BUDD, Ryan, c (07-10)\*  
 BUICE, DeWayne, rhp (87-88)  
 BULGER, Jason, rhp (06-11)  
 BURDETTE, Lew, rhp (66-67)  
 BURGESS, Tom, inf/of (62)\*  
 BURGESS, Tom, lhp (68)  
 BURKE, Jamie, inf/c (01-1)\*  
 BURKE, Leo, of (61-62)\*  
 BURNETT, Sean, lhp (13-14)  
 BURLESON, Rick, inf (81-86)\*  
 BUSS, Nick, of (16)\*

BUTCHER, Mike, rhp (92-95)  
 BUTERA, Drew, c (15)\*  
**BUTTNEY, Ty, rhp (18-)**  
 BYRD, Paul, rhp (05)

-C-  
 CABRERA, Orlando, inf (05-07)  
 CADARET, Greg, lhp (97-98)  
**CAHOUN, Kole, of (12-\*)**  
 CALLASPO, Alberto, inf (10-13)+  
 CALLAWAY, Mickey, rhp (02-03)  
 CAMPANA, Tony, of (14)\*  
 CAMPANERIS, Bert, inf (79-81)  
 CANDELARIA, John, lhp (85-87)  
 CANERIA, John, rhp (77-78)  
 CARDENAS, Jose, of (65-67)\*  
 CARDENAS, Leo, inf (72)\*  
 CAREW, Rod, inf (79-85)\*  
 CARPENTER, David, rhp (12, 14)  
 CARRASCO, Hector, rhp (06-07)  
 CASELAH, Jerry, rhp (61)  
 CASSEVA, Bobby, rhp (10-12)  
 CAUSEY, Wayne, inf (68)\*  
 CERVO, Bob, of (61)\*  
 CHACIN, Jhoulys, rhp (16)  
 CHADWICK, Ray, rhp (86)  
 CHALK, Dave, inf (73-78)\*  
 CHANCE, Bob, inf (69)\*  
 CHANCE, Dean, rhp (61-66)  
 CHATWOOD, Tyler, rhp (11)  
 CHAVEZ, Anthony, rhp (17)  
 CHAVEZ, Jesse, rhp (97)  
 CHI, Ji-Man, inf (16)\*  
 CHRISTENSEN, Bruce, inf (71)\*  
 CHRISTENSEN, Jason, lhp (05)  
 CIMINO, Pete, rhp (67-68)  
 CIMOLI, Gino, of (65)\*  
 CLARK, Bob, of (79-83)  
 CLARK, Rick, rhp (67-69, 71-72)  
 CLARK, Terry, rhp (88-89)  
 CLEAR, Mark, rhp (79-80, 90)  
 CLEMENTE, Edgardo, of (00)\*  
 CLEMENTS, Pat, lhp (85)  
 CLEVENGER, Tex, rhp (61)  
 CLIBURN, Stan, c (80)\*  
 CLIBURN, Stewart, rhp (84-85; 88)  
 CLINTON, Lou, of (64-65)\*  
 COACHMAN, Hank, c (80)\*  
 COATES, Jim, rhp (65-67)  
 COLO, Robert, rhp (13)  
 COLANGELO, Mike, of (99)\*  
 COLETTA, Chris, of (72)\*  
**COLE, Taylor, rhp (18-)**  
 COLLINS, Dave, of/dh (75-76)+  
 COLON, Bartolo, rhp (04-07)  
 CONGER, Hank, c (10-14)+  
 CONIGLIARO, Tony, of (71)\*  
 CONSOLO, Billy, inf (62)\*  
 COOK, Dennis, lhp (02)  
 COX, Mike, rhp (86-88)  
 COOPER, Brian, rhp (99-01)  
 CORBETT, Doug, rhp (82-86)  
 CORBETT, Sherman, lhp (88-90)  
 CORREIA, Rod, inf (93-95)\*  
 COTTIER, Chuck, inf (68-69)  
 COUGHRIN, Marlan, inf (62)\*  
 COUSINS, Scott, inf (13)\*  
 COWAN, Billy, of (69-72)\*  
 COWANS, Kaleb, inf (15-18)+  
 COWART, Al, of (80)\*  
 COWGILL, Collin, of (13-15)+  
 COX, Terry, rhp (70)  
**COZART, Zack, inf (18-)**  
 CRIM, Chuck, lhp (92-93)  
 CRON, Chris, inf/dh (91)\*  
 CRON, C.J., inf/dh (14-17)\*  
 CRUZ, Todd, rhp (80)  
 CUELLAR, John, lhp (77)  
 CUMBERLAND, John, lhp (74)  
 CUNNINGHAM, Todd, of (16)\*  
 CURTIS, Chad, of (92-94)\*  
 CURTIS, John, lhp (82-84)

### -D-

D'ACQUISTO, John, rhp (81)  
 DADE, Paul, of/dh (75-76)\*

BUTCHER, Mike, rhp (92-95)  
 BUTERA, Drew, c (15)\*  
**BUTTNEY, Ty, rhp (18-)**  
 BYRD, Paul, rhp (05)

-C-  
 CABRERA, Orlando, inf (05-07)  
 CADARET, Greg, lhp (97-98)  
**CAHOUN, Kole, of (12-\*)**  
 CALLASPO, Alberto, inf (10-13)+  
 CALLAWAY, Mickey, rhp (02-03)  
 CAMPANA, Tony, of (14)\*  
 CAMPANERIS, Bert, inf (79-81)  
 CANDELARIA, John, lhp (85-87)  
 CANERIA, John, rhp (77-78)  
 CARDENAS, Jose, of (65-67)\*  
 CARDENAS, Leo, inf (72)\*  
 CAREW, Rod, inf (79-85)\*  
 CARPENTER, David, rhp (12, 14)  
 CARRASCO, Hector, rhp (06-07)  
 CASELAH, Jerry, rhp (61)  
 CASSEVA, Bobby, rhp (10-12)  
 CAUSEY, Wayne, inf (68)\*  
 CERVO, Bob, of (61)\*  
 CHACIN, Jhoulys, rhp (16)  
 CHADWICK, Ray, rhp (86)  
 CHALK, Dave, inf (73-78)\*  
 CHANCE, Bob, inf (69)\*  
 CHANCE, Dean, rhp (61-66)  
 CHATWOOD, Tyler, rhp (11)  
 CHAVEZ, Anthony, rhp (17)  
 CHAVEZ, Jesse, rhp (97)  
 CHI, Ji-Man, inf (16)\*  
 CHRISTENSEN, Bruce, inf (71)\*  
 CHRISTENSEN, Jason, lhp (05)  
 CIMINO, Pete, rhp (67-68)  
 CIMOLI, Gino, of (65)\*  
 CLARK, Bob, of (79-83)  
 CLARK, Rick, rhp (67-69, 71-72)  
 CLARK, Terry, rhp (88-89)  
 CLEAR, Mark, rhp (79-80, 90)  
 CLEMENTE, Edgardo, of (00)\*  
 CLEMENTS, Pat, lhp (85)  
 CLEVENGER, Tex, rhp (61)  
 CLIBURN, Stan, c (80)\*  
 CLIBURN, Stewart, rhp (84-85; 88)  
 CLINTON, Lou, of (64-65)\*  
 COACHMAN, Hank, c (80)\*  
 COATES, Jim, rhp (65-67)  
 COLO, Robert, rhp (13)  
 COLANGELO, Mike, of (99)\*  
 COLETTA, Chris, of (72)\*  
**COLE, Taylor, rhp (18-)**  
 COLLINS, Dave, of/dh (75-76)+  
 COLON, Bartolo, rhp (04-07)  
 CONGER, Hank, c (10-14)+  
 CONIGLIARO, Tony, of (71)\*  
 CONSOLO, Billy, inf (62)\*  
 COOK, Dennis, lhp (02)  
 COX, Mike, rhp (86-88)  
 COOPER, Brian, rhp (99-01)  
 CORBETT, Doug, rhp (82-86)  
 CORBETT, Sherman, lhp (88-90)  
 CORREIA, Rod, inf (93-95)\*  
 COTTIER, Chuck, inf (68-69)  
 COUGHRIN, Marlan, inf (62)\*  
 COUSINS, Scott, inf (13)\*  
 COWAN, Billy, of (69-72)\*  
 COWANS, Kaleb, inf (15-18)+  
 COWART, Al, of (80)\*  
 COWGILL, Collin, of (13-15)+  
 COX, Terry, rhp (70)  
**COZART, Zack, inf (18-)**  
 CRIM, Chuck, lhp (92-93)  
 CRON, Chris, inf/dh (91)\*  
 CRON, C.J., inf/dh (14-17)\*  
 CRUZ, Todd, rhp (80)  
 CUELLAR, John, lhp (77)  
 CUMBERLAND, John, lhp (74)  
 CUNNINGHAM, Todd, of (16)\*  
 CURTIS, Chad, of (92-94)\*  
 CURTIS, John, lhp (82-84)

-C-  
 CABRERA, Orlando, inf (05-07)  
 CADARET, Greg, lhp (97-98)  
**CAHOUN, Kole, of (12-\*)**  
 CALLASPO, Alberto, inf (10-13)+  
 CALLAWAY, Mickey, rhp (02-03)  
 CAMPANA, Tony, of (14)\*  
 CAMPANERIS, Bert, inf (79-81)  
 CANDELARIA, John, lhp (85-87)  
 CANERIA, John, rhp (77-78)  
 CARDENAS, Jose, of (65-67)\*  
 CARDENAS, Leo, inf (72)\*  
 CAREW, Rod, inf (79-85)\*  
 CARPENTER, David, rhp (12, 14)  
 CARRASCO, Hector, rhp (06-07)  
 CASELAH, Jerry, rhp (61)  
 CASSEVA, Bobby, rhp (10-12)  
 CAUSEY, Wayne, inf (68)\*  
 CERVO, Bob, of (61)\*  
 CHACIN, Jhoulys, rhp (16)  
 CHADWICK, Ray, rhp (86)  
 CHALK, Dave, inf (73-78)\*  
 CHANCE, Bob, inf (69)\*  
 CHANCE, Dean, rhp (61-66)  
 CHATWOOD, Tyler, rhp (11)  
 CHAVEZ, Anthony, rhp (17)  
 CHAVEZ, Jesse, rhp (97)  
 CHI, Ji-Man, inf (16)\*  
 CHRISTENSEN, Bruce, inf (71)\*  
 CHRISTENSEN, Jason, lhp (05)  
 CIMINO, Pete, rhp (67-68)  
 CIMOLI, Gino, of (65)\*  
 CLARK, Bob, of (79-83)  
 CLARK, Rick, rhp (67-69, 71-72)  
 CLARK, Terry, rhp (88-89)  
 CLEAR, Mark, rhp (79-80, 90)  
 CLEMENTE, Edgardo, of (00)\*  
 CLEMENTS, Pat, lhp (85)  
 CLEVENGER, Tex, rhp (61)  
 CLIBURN, Stan, c (80)\*  
 CLIBURN, Stewart, rhp (84-85; 88)  
 CLINTON, Lou, of (64-65)\*  
 COACHMAN, Hank, c (80)\*  
 COATES, Jim, rhp (65-67)  
 COLO, Robert, rhp (13)  
 COLANGELO, Mike, of (99)\*  
 COLETTA, Chris, of (72)\*  
**COLE, Taylor, rhp (18-)**  
 COLLINS, Dave, of/dh (75-76)+  
 COLON, Bartolo, rhp (04-07)  
 CONGER, Hank, c (10-14)+  
 CONIGLIARO, Tony, of (71)\*  
 CONSOLO, Billy, inf (62)\*  
 COOK, Dennis, lhp (02)  
 COX, Mike, rhp (86-88)  
 COOPER, Brian, rhp (99-01)  
 CORBETT, Doug, rhp (82-86)  
 CORBETT, Sherman, lhp (88-90)  
 CORREIA, Rod, inf (93-95)\*  
 COTTIER, Chuck, inf (68-69)  
 COUGHRIN, Marlan, inf (62)\*  
 COUSINS, Scott, inf (13)\*  
 COWAN, Billy, of (69-72)\*  
 COWANS, Kaleb, inf (15-18)+  
 COWART, Al, of (80)\*  
 COWGILL, Collin, of (13-15)+  
 COX, Terry, rhp (70)  
**COZART, Zack, inf (18-)**  
 CRIM, Chuck, lhp (92-93)  
 CRON, Chris, inf/dh (91)\*  
 CRON, C.J., inf/dh (14-17)\*  
 CRUZ, Todd, rhp (80)  
 CUELLAR, John, lhp (77)  
 CUMBERLAND, John, lhp (74)  
 CUNNINGHAM, Todd, of (16)\*  
 CURTIS, Chad, of (92-94)\*  
 CURTIS, John, lhp (82-84)

-C-  
 CABRERA, Orlando, inf (05-07)  
 CADARET, Greg, lhp (97-98)  
**CAHOUN, Kole, of (12-\*)**  
 CALLASPO, Alberto, inf (10-13)+  
 CALLAWAY, Mickey, rhp (02-03)  
 CAMPANA, Tony, of (14)\*  
 CAMPANERIS, Bert, inf (79-81)  
 CANDELARIA, John, lhp (85-87)  
 CANERIA, John, rhp (77-78)  
 CARDENAS, Jose, of (65-67)\*  
 CARDENAS, Leo, inf (72)\*  
 CAREW, Rod, inf (79-85)\*  
 CARPENTER, David, rhp (12, 14)  
 CARRASCO, Hector, rhp (06-07)  
 CASELAH, Jerry, rhp (61)  
 CASSEVA, Bobby, rhp (10-12)  
 CAUSEY, Wayne, inf (68)\*  
 CERVO, Bob, of (61)\*  
 CHACIN, Jhoulys, rhp (16)  
 CHADWICK, Ray, rhp (86)  
 CHALK, Dave, inf (73-78)\*  
 CHANCE, Bob, inf (69)\*  
 CHANCE, Dean, rhp (61-66)  
 CHATWOOD, Tyler, rhp (11)  
 CHAVEZ, Anthony, rhp (17)  
 CHAVEZ, Jesse, rhp (97)  
 CHI, Ji-Man, inf (16)\*  
 CHRISTENSEN, Bruce, inf (71)\*  
 CHRISTENSEN, Jason, lhp (05)  
 CIMINO, Pete, rhp (67-68)  
 CIMOLI, Gino, of (65)\*  
 CLARK, Bob, of (79-83)  
 CLARK, Rick, rhp (67-69, 71-72)  
 CLARK, Terry, rhp (88-89)  
 CLEAR, Mark, rhp (79-80, 90)  
 CLEMENTE, Edgardo, of (00)\*  
 CLEMENTS, Pat, lhp (85)  
 CLEVENGER, Tex, rhp (61)  
 CLIBURN, Stan, c (80)\*  
 CLIBURN, Stewart, rhp (84-85; 88)  
 CLINTON, Lou, of (64-65)\*  
 COACHMAN, Hank, c (80)\*  
 COATES, Jim, rhp (65-67)  
 COLO, Robert, rhp (13)  
 COLANGELO, Mike, of (99)\*  
 COLETTA, Chris, of (72)\*  
**COLE, Taylor, rhp (18-)**  
 COLLINS, Dave, of/dh (75-76)+  
 COLON, Bartolo, rhp (04-07)  
 CONGER, Hank, c (10-14)+  
 CONIGLIARO, Tony, of (71)\*  
 CONSOLO, Billy, inf (62)\*  
 COOK, Dennis, lhp (02)  
 COX, Mike, rhp (86-88)  
 COOPER, Brian, rhp (99-01)  
 CORBETT, Doug, rhp (82-86)  
 CORBETT, Sherman, lhp (88-90)  
 CORREIA, Rod, inf (93-95)\*  
 COTTIER, Chuck, inf (68-69)  
 COUGHRIN, Marlan, inf (62)\*  
 COUSINS, Scott, inf (13)\*  
 COWAN, Billy, of (69-72)\*  
 COWANS, Kaleb, inf (15-18)+  
 COWART, Al, of (80)\*  
 COWGILL, Collin, of (13-15)+  
 COX, Terry, rhp (70)  
**COZART, Zack, inf (18-)**  
 CRIM, Chuck, lhp (92-93)  
 CRON, Chris, inf/dh (91)\*  
 CRON, C.J., inf/dh (14-17)\*  
 CRUZ, Todd, rhp (80)  
 CUELLAR, John, lhp (77)  
 CUMBERLAND, John, lhp (74)  
 CUNNINGHAM, Todd, of (16)\*  
 CURTIS, Chad, of (92-94)\*  
 CURTIS, John, lhp (82-84)

-C-  
 CABRERA, Orlando, inf (05-07)  
 CADARET, Greg, lhp (97-98)  
**CAHOUN, Kole, of (12-\*)**  
 CALLASPO, Alberto, inf (10-13)+  
 CALLAWAY, Mickey, rhp (02-03)  
 CAMPANA, Tony, of (14)\*  
 CAMPANERIS, Bert, inf (79-81)  
 CANDELARIA, John, lhp (85-87)  
 CANERIA, John, rhp (77-78)  
 CARDENAS, Jose, of (65-67)\*  
 CARDENAS, Leo, inf (72)\*  
 CAREW, Rod, inf (79-85)\*  
 CARPENTER, David, rhp (12, 14)  
 CARRASCO, Hector, rhp (06-07)  
 CASELAH, Jerry, rhp (61)  
 CASSEVA, Bobby, rhp (10-12)  
 CAUSEY, Wayne, inf (68)\*  
 CERVO, Bob, of (61)\*  
 CHACIN, Jhoulys, rhp (16)  
 CHADWICK, Ray, rhp (86)  
 CHALK, Dave, inf (73-78)\*  
 CHANCE, Bob, inf (69)\*  
 CHANCE, Dean, rhp (61-66)  
 CHATWOOD, Tyler, rhp (11)  
 CHAVEZ, Anthony, rhp (17)  
 CHAVEZ, Jesse, rhp (97)  
 CHI, Ji-Man, inf (16)\*  
 CHRISTENSEN, Bruce, inf (71)\*  
 CHRISTENSEN, Jason, lhp (05)  
 CIMINO, Pete, rhp (67-68)  
 CIMOLI, Gino, of (65)\*  
 CLARK, Bob, of (79-83)  
 CLARK, Rick, rhp (67-69, 71-72)  
 CLARK, Terry, rhp (88-89)  
 CLEAR, Mark, rhp (79-80, 90)  
 CLEMENTE, Edgardo, of (00)\*  
 CLEMENTS, Pat, lhp (85)  
 CLEVENGER, Tex, rhp (61)  
 CLIBURN, Stan, c (80)\*  
 CLIBURN, Stewart, rhp (84-85; 88)  
 CLINTON, Lou, of (64-65)\*  
 COACHMAN, Hank, c (80)\*  
 COATES, Jim, rhp (65-67)  
 COLO, Robert, rhp (13)  
 COLANGELO, Mike, of (99)\*  
 COLETTA, Chris, of (72)\*  
**COLE, Taylor, rhp (18-)**  
 COLLINS, Dave, of/dh (75-76)+  
 COLON, Bartolo, rhp (04-07)  
 CONGER, Hank, c (10-14)+  
 CONIGLIARO, Tony, of (71)\*  
 CONSOLO, Billy, inf (62)\*  
 COOK, Dennis, lhp (02)  
 COX, Mike, rhp (86-88)  
 COOPER, Brian, rhp (99-01)  
 CORBETT, Doug, rhp (82-86)  
 CORBETT, Sherman, lhp (88-90)  
 CORREIA, Rod, inf (93-95)\*  
 COTTIER, Chuck, inf (68-69)  
 COUGHRIN, Marlan, inf (62)\*  
 COUSINS, Scott, inf (13)\*  
 COWAN, Billy, of (69-72)\*  
 COWANS, Kaleb, inf (15-18)+  
 COWART, Al, of (80)\*  
 COWGILL, Collin, of (13-15)+  
 COX, Terry, rhp (70)  
**COZART, Zack, inf (18-)**  
 CRIM, Chuck, lhp (92-93)  
 CRON, Chris, inf/dh (91)\*  
 CRON, C.J., inf/dh (14-17)\*  
 CRUZ, Todd, rhp (80)  
 CUELLAR, John, lhp (77)  
 CUMBERLAND, John, lhp (74)  
 CUNNINGHAM, Todd, of (16)\*  
 CURTIS, Chad, of (92-94)\*  
 CURTIS, John, lhp (82-84)

-C-  
 CABRERA, Orlando, inf (05-07)  
 CADARET, Greg, lhp (97-98)  
**CAHOUN, Kole, of (12-\*)**  
 CALLASPO, Alberto, inf (10-13)+  
 CALLAWAY, Mickey, rhp (02-03)  
 CAMPANA, Tony, of (14)\*  
 CAMPANERIS, Bert, inf (79-81)  
 CANDELARIA, John, lhp (85-87)  
 CANERIA, John, rhp (77-78)  
 CARDENAS, Jose, of (65-67)\*  
 CARDENAS, Leo, inf (72)\*  
 CAREW, Rod, inf (79-85)\*  
 CARPENTER, David, rhp (12, 14)  
 CARRASCO, Hector, rhp (06-07)  
 CASELAH, Jerry, rhp (61)  
 CASSEVA, Bobby, rhp (10-12)  
 CAUSEY, Wayne, inf (68)\*  
 CERVO, Bob, of (61)\*  
 CHACIN, Jhoulys, rhp (16)  
 CHADWICK, Ray, rhp (86)  
 CHALK, Dave, inf (73-78)\*  
 CHANCE, Bob



# ANGELS ALL TIME ROSTER

ETCHEBARRÉN, Andy, c ('75-'77)#  
ETHERTON, Seth, rhp ('00)#  
EVANS, Terry, OF ('07-10)#

**-F-**  
FABREGAS, Jorge, c ('94-'97, '01-02)\*  
FAIRLY, Ron, inf/dh ('78)\*  
FARRELL, John, rhp ('93-'94)#  
FASANO, Sal, c ('02)#  
FEATHERSTON, Taylor ('15)#  
FELIX, Junior, of ('91-92)+  
FERGUSON, Joe, c ('81-83)#  
FERNANDEZ, Jose, inf ('01)#  
FERNANDEZ, Jose, inf ('18)\*  
FERRIS, Bob, rhp ('78-80)  
FETTERS, Mike, rhp ('89-91/98)  
FIELD, Tommy, inf ('13)#  
FIELDER, Cecil, inf/dh ('98)  
FIGGINS, Chon, of/c ('02-09)+  
FIGUEROA, Ed, rhp ('74-75)  
FIMPLE, Jack, c ('87)#  
FINLEY, Chuck, inf ('86-89)  
FINLEY, Steve, of ('05)\*  
FISCHER, Todd, rhp ('86)  
FISHER, Eddie, rhp ('69-72)  
FITZGERALD, Mike, of/c ('92)#  
FITZMORRIS, Al, rhp ('78)  
**FLETCHER, David, inf ('18-)\***  
FLORES, Kevin, inf ('91-95)#  
FLORES, Gil, of ('77)#  
FLORES, Ramon, of ('17)\*  
FOILES, Hank, c ('63-64)\*  
FOLI, Tim, inf ('82-83)#  
FONTANA, Nolan, inf ('17-18)\*  
FORD, Dan, of/dh ('79-81)#



**Jim Fregosi**

**-H-**  
FORSCH, Ken, rhp ('81-86)  
FORSTER, Terry, lhp ('86)  
FORUGNO, Tim, lhp ('92-93)  
FOSTER, Alan, rhp ('61-62)  
FOULKE, Alan, rhp ('85)  
FOYACK, Paul, rhp ('63-64)  
FRANDESEN, Kevin, inf ('10)#  
FRANKLIN, Nick, inf ('17)+  
FRASER, Willie, rhp ('80-81)  
FREESE, David, inf ('14-15)#  
FREGOSI, Jim, inf ('61-71)#  
FREY, Steve, lhp ('92-93)  
FRIERI, Ernesto, rhp ('12-14)  
FROHWIRTH, Todd, rhp ('96)  
FROST, Dave, rhp ('78-81)\*  
FUENTES, Brian, lhp ('09-10)  
FULLMER, Brad, dh/inf ('02-03)\*  
FYHRER, Mike, rhp ('99)

**-G-**  
GABRIELSON, Len, of ('67)\*  
GAETTI, Gary, inf ('91-93)#  
GALARRAGA, Andres, inf/dh ('04)#  
GALLAGHER, Al, inf ('73)#  
GALLAGHER, Dave, of ('91-95)#  
GANT, Ron, of/dh ('00)#  
GARCIA, Carlos, inf ('98)#  
GARCIA, Miguel, lhp ('87)  
GARLAND, Jon, rhp ('78-80)  
GARR, Ralph, of/dh ('90-98)\*  
GARRETT, Adrian, c/dh ('75-76)\*  
GARRETT, Greg, lhp ('70)  
GARVER, Ned, rhp ('61)  
GATEWOOD, Aubrey, rhp ('63-65)  
GEISHERT, Vern, rhp ('69)  
GELTZ, Steven, rhp ('12)  
GERBER, Craig, inf ('85)\*

GIAVOTELLA, Johnny, inf ('15-16)#  
GIL, Benji, inf ('00-03)#  
GILBRETH, Bill, lhp ('74)  
GILLASPIE, Conor, inf ('15)\*  
GLAUS, Troy, inf ('98-04)\*  
GLOVER, Gary, rhp ('03)  
GOHR, Greg, rhp ('86)  
GOLTZ, Dave, rhp ('82-83)  
GONZALES, Larry, c ('93)#  
GONZALES, Rene, inf ('93-93/95)#  
GONZALEZ, Jose, of ('92)#  
GONZALEZ, Tony, of ('70-71)\*  
GOODWIN, Dan, inf/dh ('75, '77-78)\*  
GORNEAULT, Nick, of ('07)#  
GOTAI, Juio, inf ('65)#  
GOTT, Trevor, rhp ('15)  
GRABAREKOWITZ, Bill, inf ('73)#  
GRAHE, Joe, rhp ('90-94)  
GRATERO, Juan ('16-18)#  
GRBA, Eli, rhp ('61-63)  
GREBECK, Craig, inf ('97)#  
GREEN, Grant, inf ('13-15)#  
GREEN, Lenny, of ('64)\*  
GREEN, Steve, rhp ('01)  
GREENE, Todd, c/dh ('96-99)#  
GREGG, Kevin, rhp ('03-06)  
GREGORIO, Tom, c ('03)#  
GREINKE, Zack, rhp ('12)  
GRICH, Bobby, inf ('77-88)#  
GRIFFIN, Doug, inf ('70)#  
GRIFFIN, Tom, rhp ('78)  
GRILLI, Jason, rhp ('14)  
GRIMSLEY, Jason, rhp ('96)  
GRUBB, Kevin, rhp ('97)  
GRUBE, Jarrett, rhp ('14)  
GRUBER, Kelly, inf ('93)#  
GUBICZA, Mark, rhp ('97)  
GUERRA, Deolis, rhp ('16-17)  
GUERRA, Javy, rhp ('16)  
GUERRERO, Mario, inf/dh ('76-77)#  
GUERRERO, Vladimir, of ('04-09)#  
GUILLEN, Jose, of ('04)#  
GURKA, Jason, lhp ('17)  
GUTIERREZ, Juan, rhp ('13)  
GWYN, Marc, rhp ('07)

**-H-**  
HABYAN, John, rhp ('95)  
HALICKI, Ed, rhp ('80)  
HALL, Jimmie, of ('67-68)  
HALTER, Shane, inf ('04)#  
HAMILTON, Josh, of ('67-68)  
HAMILTON, Jack, of ('13-15)\*  
HAMLIN, Ken, inf ('61-69)  
HAMPTON, Ike, c ('75-78)  
HANCOCK, Ryan, rhp ('96)  
HAND, Rich, rhp ('73)  
HANSON, Tommy, rhp ('13)  
HAREN, Dan, rhp ('10-12)  
HARKEY, Mike, rhp ('95)  
HARLOW, Larry, of ('79-81)\*  
HARPER, Brian, of ('79, '81)#  
HARPER, Tommy, inf/dh ('78)  
HARBELSON, Bill, rhp ('68)  
HARRIS, Brendan, inf ('13)  
HARRIS, John, inf ('79-81)\*  
HARRIS, Pate, rhp ('96-99)  
HARTZELL, Paul, rhp ('76-78)  
HASEY, Bryan, rhp ('87-92)  
HARVEY, Shigetoshi, rhp ('97-01)  
HASSLER, Andy, lhp ('71/73-76/80-83)  
HATHAWAY, Hilby, lhp ('92-93)  
HAWKINS, LaTroy, rhp ('12)  
HAWPE, Brad, of ('13)\*  
HAYNES, Nathan, of ('07)\*  
HAYES, Von, of/dh ('92)\*  
**HEANEY, Andrew, lhp ('15-)\***  
HEFFNER, Bob, rhp ('68)  
HEISE, Bob, inf ('74)#  
HELD, Woodie, inf/of ('67-68)#  
HEMAN, Russell, rhp ('61)#  
HEMPHILL, Bret, c ('99)+  
HENDERSON, Rickey, of ('97)#  
HENDRICK, George, of/dh ('85-88)#  
HENSLY, Mark, rhp ('04)  
HERNANDEZ, Jose, of ('18-)\*

HERNANDEZ, David, rhp ('17)  
HERNANDEZ, Jackie, inf ('65-66)#  
HERRERA, Yoslan, rhp ('14)  
HERRMANN, Ed, c ('76)\*  
HESTER, John, c ('12-13)#  
HIATT, Jack, c/inf ('64, '72)#  
HIBBS, Jim, dh ('67)#  
HICKS, Jim, of ('69-70)#  
HILL, Donnie, inf ('90-91)+  
HILL, Glenallen, of/dh ('01)#  
HILL, Ken, rhp ('97-00)  
HILL, Rich, lhp ('14)  
HILLENBRAND, Shea, inf ('07)#  
HINCHLIFFE, Brett, rhp ('00)#  
HINTON, Chuck, inf/of ('68)#  
HOBSON, Butch, inf ('81)#  
HOCKENBERY, Chuck, rhp ('75)  
HOFFMAN, Glenn, inf ('89)#  
HOLLAND, Al, lhp ('85)\*  
HOLLINS, Dave, inf ('97-98)+  
HOLTZ, Mike, of ('96-01)  
HOLZEMER, Mark, lhp ('93, '95-96)  
HOWARD, Doug, inf/of ('72-74)#  
HOWELL, Jack, inf/dh ('85-91/96-97)\*  
HUDLER, Rex, inf/of ('94-96)  
HUDSON, Charlie, lhp ('75)  
HUDDALL, Fred, c ('18)  
HUFF, David, lhp ('16)  
HUMPHREY, Terry, c ('76-79)#



**Bo Jackson**

HUNT, Ken, of ('61-63)#  
HUNTER, Torii, of ('08-12)#  
HUNZO, Jeff, inf ('99)\*  
**-I-**  
IANNETTA, Chris, c ('12-15)#  
IBANEZ, Raul, of/dh ('14)\*  
IBARRA, Edgar, lhp ('15)  
ISRINGHAUSEN, Jason, rhp ('12)  
IZTURIAS, Maicer, inf ('05-12)+

**-J-**  
JACKSON, Bo, of/dh ('94)#  
JACKSON, Reggie, of/dh ('82-85)\*  
JACKSON, Ron, of ('75-78/82-84)\*  
JACKSON, Ryan, inf ('15)#  
JAMES, Johnny, rhp ('61)  
JAMES, Mike, rhp ('95-99)  
JAVIER, Stan, of ('93)+  
JEFFERIES, Gregg, inf/of ('98)+  
JEFFERSON, Jesse, rhp ('81)  
JEPSEN, Kevin, rhp ('08-14)  
**JEREZ, Williams, lhp ('18-)\***  
**JEWELL, Jake, rhp ('18-)\***  
JIMENEZ, Luis, inf ('13-14)\*  
JOHN, Tommy, lhp ('82-85)  
JOHNSON, Alex, of ('70-71)\*  
JOHNSON, Gary, of ('03)#  
JOHNSON, Jim, rhp ('18)  
JOHNSON, Keith, inf ('00)#  
JOHNSON, Lou, of ('61/69)#  
JOHNSON, Mark, inf ('98)\*  
JOHNSON, Sherman, inf ('18)\*  
JOHNSTONE, Jay, of ('67-70)  
JONES, Bob, of ('76-77)\*  
JONES, Greg, rhp ('03, '05-07)  
JONES, Ruppert, of ('85-87)\*  
JOYCE, Matt, of ('15)\*  
JOYNER, Wally, inf ('86-91, '01)\*  
JUDEN, Jeff, rhp ('98)  
**-K-**  
KARL, Scott, lhp ('00)  
KAUFMAN, Curt, rhp ('84)

KAZMIR, Scott, lhp ('09-11)  
KEALEY, Steve, rhp ('88-90)  
KEEDY, Pat, inf/of ('85)#  
KELLEHER, Mick, inf ('82)#  
KELSO, Bill, rhp ('64-67)  
KENDRICK, Howie, inf ('06-14)+  
KENNEDY, Adam, inf ('00-06)\*  
KINGMAN, Dave, of/dh ('77)#  
KINSLER, Ian, inf ('85)  
KIPPER, Bob, lhp ('18)#  
KIRKPATRICK, Ed, c/of ('62-68)\*  
KIRKWOOD, Don, rhp ('74-77)  
KISON, Bruce, rhp ('80-84)  
KLINE, Ron, rhp ('61)  
KLUSZEWSKI, Ted, inf ('61)\*  
KNAPP, Chris, rhp ('78-80)  
KNOPF, Bobby, inf ('64-69)#  
KNOX, Michael, rhp ('10-14)#  
KORPE, Joe, inf ('61-65)#  
KOSCO, Andy, of ('72)#  
KOSTRO, Frank, of ('63)#  
KOTCHMAN, Casey, inf ('04-08)\*  
KRAUSS, Marc, inf ('15)\*  
KRAWCZYK, Ray, rhp ('98)  
KREUTZ, Chad, c ('97, '98)\*  
KROL, Ian, lhp ('18)  
KUBITZA, Kyle, inf ('15)\*  
KUBSKI, Gil, of ('80)\*  
KUHALLU, Fred, lhp ('77)  
KUNYNER, Art, c ('71-73)#

**-L-**  
LACEY, Bob, lhp ('83)  
LACKEY, John, rhp ('02-09)  
LACROTE, Frank, rhp ('84)  
LAHOUD, Joe, of/dh ('74-76)\*  
LANDB, John, lhp ('18)  
LANDREAUX, Ken, of ('77-78)\*  
LANGE, Dick, rhp ('72-75)  
LANGERHANS, Ryan ('12)\*  
LANGSTON, Mark, lhp ('90-97)  
LANGFORD, Carney, inf ('78-80)#  
LaROCHE, Dave, lhp ('70-71/77-80)  
LASHER, Fred, rhp ('71)  
LATMAN, Barry, rhp ('64-65)  
LATOS, Mat, rhp ('15)  
LAZORKO, Jack, rhp ('87-88)  
LEBLANC, Wade, lhp ('14)  
LEE, Bob, rhp ('64-66)  
LEE, Don, rhp ('62-65)  
LEE, Mike, lhp ('63)  
LEEF, Gene, inf ('61-62)#  
LEFFERTS, Craig, lhp ('94)  
LEFFTWITH, Phil, rhp ('93-94, '96)  
LEITER, Mark, rhp ('94)  
LEJA, Frank, inf ('62)\*  
LEMANCZYK, Dave, rhp ('80)  
LEVINE, Al, rhp ('99-02)  
LEWIS, Scott, rhp ('90-94)  
LEYRITZ, Jim, c/dh ('97)#  
LINARES, Rufino, dh ('85)#  
LINCECUM, Tim, rhp ('16)  
LIND, Jose, inf ('95)#  
LINTON, Doug, rhp ('93)#



**Mark Langston**

LLENAS, Winston, inf/of ('68-69, '72-75)#  
LOCKE, Bobby, rhp ('67-68)  
LOCKWOOD, Skip, rhp ('74)  
LOPEZ, Carlos, of/dh ('76)  
LOPEZ, Marcelino, lhp ('67-76)  
LOPEZ, Ramon, rhp ('66)  
LORRAINE, Andrew, lhp ('94-95)  
LOUX, Shane, rhp ('08-09)  
LOVELACE, Vance, lhp ('88-89)

LOVULLO, Torey, inf ('93)+  
LOWE, Mark, rhp ('13)  
LUBRATICI, Steve, inf ('81, '83)#  
LUCAS, Gary, lhp ('86-87)  
LUCO, Urbano, rhp ('85-88)  
LUSKIEWICZ, Mark, lhp ('01-02)  
LUKE, Matt, inf ('99)\*  
LULLOA, Keith, inf ('00)#  
LYONS, Fred, of ('81-84)\*  
LYNN, Barry, inf ('91)#

**-M-**  
MACHEMER, Dave, inf ('78)#  
MACK, Tony, rhp ('85)  
MAGNANTE, Mike, lhp ('99)  
MAGNIFICO, Damien, rhp ('17)  
MAGRANE, Joe, lhp ('93-94)  
MAHLE, Greg, lhp ('16)  
MAHLER, Mickey, lhp ('81-82)  
MALDONADO, Martin, c ('17-18)#  
MALONEY, Jim, rhp ('71)  
MALZONE, Frank, inf ('66)#  
MARSHALL, Mike, rhp ('15)  
MARTE, Alfredo, of ('18)#  
MARTE, Jeffrey, inf ('15-18)  
MARTIN, Paco, inf ('98)  
MARTINEZ, Carlos, inf/dh ('95)#  
MARTINEZ, Fred, rhp ('80-81)  
MARONDE, Nick, lhp ('12-14)  
MASHORE, Damon, of ('98)#  
MATTHEUS, Ryan, inf ('15)  
MATHIS, Jeff, c ('05-11)#  
MATRANGA, David, inf ('05)#  
MATSUI, Hideki, of ('10)\*  
MATHISER JR., Gary, of ('07-09)+  
MAYBIN, Cameron, of ('17)\*  
MAY, Carlos, of/dh ('77)\*  
MAY, Darrell, lhp ('96-97)  
MAY, Rudy, inf ('65, '69-74)  
McAnulty, Paul, inf ('10)\*  
McBRIDE, Ken, rhp ('61-65)  
McCASILL, Kirk, rhp ('85-91)  
McCLURE, Bob, lhp ('89-91)  
McCRAW, Tom, inf/of ('73-74)  
McDONALD, John, inf ('14)#  
McDOWELL, Jack, rhp ('98-99)  
McELROY, Chuck, lhp ('96-97)  
McFARLANE, Orlando, c ('67-68)#  
McGLOTHLIN, Jim, rhp ('65-69)  
McGUIRE, Deck, rhp ('18)  
McLAUGHLIN, Byron, rhp ('83)#  
McLEMORE, Mark, inf ('86-90)+  
McMULLEN, Ken, inf ('70-72)\*  
McPHERSON, Dallas, inf ('04-07)\*  
MELON, Bill, inf/dh ('76)  
MELTO, Rudy, inf ('71, '73-75)\*  
MERCKER, Ken, lhp ('00)  
MERLON, Lou, inf ('05)#  
MESSERSMITH, Andy, rhp ('68-72)  
MEYER, Alex, rhp ('16-18)  
MEYER, Robert, lhp ('64)  
MIADICH, Bart, rhp ('01, '03)  
MIDDLETON, Keynan, rhp ('17-18)  
MILKE, Mike, inf ('75-76)\*  
MILLER, Darrell, c ('84-88)#  
MILLER, Dwyer, rhp ('79)  
MILLER, Rick, of ('78-80)\*  
MILLS, Brad, lhp ('12)  
MINCHER, Don, inf ('67-68)\*  
MINTON, Greg, rhp ('87-90)  
MINTZ, Steve, rhp ('99)  
MOELLER, Ron, lhp ('61-63)  
MOLINA, Bengie, c ('98-05)#  
MONDA, Jose, c ('01-07)\*  
MONTELEONE, Raul, of ('04)#  
MONTE, Sid, lhp ('75-77)  
MONTAGUE, John, rhp ('79-80)  
MONTANEZ, Guillermo, inf ('66)\*  
MONTAEGUDO, Aurelio, rhp ('73)  
MONTELEONE, Rich, rhp ('88-89, '95-96)

MOORE, Bolor, lhp ('77)  
MOORE, Donnie, rhp ('85-88)  
MOORE, Jeremy, of ('11)\*  
MORALES, Kendrys, inf ('06-12)+  
MORALES, Osmer, rhp ('18)  
MORAN, Billy, inf ('61-64)\*  
MORENO, Angelo, lhp ('81-82)\*  
MORGANO, Jose, inf/dh ('82)+  
MORGAN, Tom, rhp ('61-63)  
MORIN, Mike, rhp ('14-17)

CLUB HISTORY



# ANGELS ALL TIME ROSTER



MORRIS, Akeel, rhp (18)  
 MORRIS, John, of (92)\*  
 MORTON, Bubba, of (166-69)#  
 MOSCABA, Bobby, rhp (109)  
 MOSELEY, Dustin, rhp (106-09)  
 MOSES, Jerry, of (71)\*  
 MOTTON, Curt, of (72)\*  
 MULLINIKS, Rance, inf (77-79)\*  
 MURPHY, David, of (15)\*  
 MURPHY, Tom, rhp (68-72)\*  
 MURPHY, Tommy, of (06-07)\*  
 MURRAY, Eddie, inf/dh (97)\*  
 MYERS, Greg, c (92-95)\*

**-N-**

NAPOLI, Mike, c (06-10)\*  
 NARRON, Jerry, c (83-86)\*  
 NAVA, Daniel, of (16)\*  
 NAVARRO, Efen, inf/of (11-15)\*  
 NAVARRO, Julio, rhp (62-64)\*  
 NELSON, Chris, inf (13)\*  
 NELSON, Gene, rhp (3)\*  
 NELSON, Mel, inf (68)  
 NETTLES, Morris, of (74-75)\*  
 NEVIN, Phil, inf (98)\*  
 NEWMAN, Fred, inf (62-67)  
 NIELSEN, Jerry, inf (93)  
 NIEUWENHUIS, Kirk, of (15)\*  
 NIEVES, Jose, inf (01-02)#  
 NOBOA, Junior, inf (88)#  
 NOLAN, Gary, rhp (77)\*  
 NOLASCO, Ricky, rhp (16-17)  
 NORDBROOK, Tim, inf (76)\*  
 NORRIS, Bud, rhp (17)  
 NUXHALL, Joe, inf (62)\*

**-O-**

OBERHOLTZER, Brett, lhp (16)  
 OBERKELF, Ken, inf/of (92)\*  
 O'BERRY, Mike, c (83)#  
 O'BRIEN, Charlie, c (98-99)#  
 O'BRIEN, Syd, inf (71-72)\*  
 OCHOA, Alex, of (02)#  
 O'DAY, Darren, rhp (08)  
**OHTANI, Shohei, dh/rp (18)\***  
 OLIVARES, Omar, rhp (98-99)#  
 OLIVER, Bob, inf/of (72-74)\*  
 OLIVER, Darren, inf (07-09)  
 O'MALLEY, Shawn, inf (14)  
 ORTEGA, Anthony, rhp (09)  
 ORTEGA, Phil, rhp (69)  
 ORTEGA, Rafael, of (16)\*  
 ORTIZ, Ramon, rhp (09-14)  
 ORTON, John, c (89-93)#  
 OSINSKI, Dan, rhp (62-64)  
 O'SULLIVAN, Sean, rhp (09-10)  
 OTT, Ed, c (81)\*  
 OVERY, Mike, rhp (76)  
 OVENY, Spike, inf (94-95)+  
 OWENS, Eric, of (03)#  
 OYLER, Ray, inf (70)\*

**-P-**

PACTWA, Joe, lhp (75)  
 PALMEIRO, Orlando, of (95-02)\*  
 PALMER, Matt, rhp (09-11)  
 PAREDES, Eduardo, rhp (17-18)  
 PARKER, Blake, rhp (17-18)  
 PARKER, Jeff, of (71-73)\*  
 PARKER, Dave, inf (91)\*  
 PARRISH, Lance, c (89-92)#  
 PATEK, Fred, inf (80-81)#  
 PATTERSON, Bob, rhp (94-95)  
 PATTERSON, Ken, inf (93, '94)  
 PATTIN, Marty, rhp (68)  
 PAUL, Josh, c (04-05)  
 PAULEY, David, rhp (12)  
 PEARSON, Albie, of (61-66)\*  
**PENA, Felix, rhp (18)\***  
 PENA, Orlando, rhp (74-75)  
 PENNINGTON, Brad, lhp (96)  
 PENNINGTON, Cliff, inf (16-17)+  
 PERALTA, Joel, rhp (05)  
 PERCIVAL, Tom, rhp (95-04)  
 PEREZ, Carlos, c (15-17)\*  
 PEREZ, Eduardo, inf (93-95)#  
 PEREZ, Marty, inf (69-70)\*  
 PERRINOSKI, Ron, rhp (73)  
 PERRY, Bob, of (63-64)\*  
 PESTANO, Vinnie, rhp (14-15)  
 PETKOVSEK, Mark, rhp (99-00)

PETRY, Dan, rhp (88-89)  
 PETTI, Gregorio, inf (16)#  
 PETTI, Yusmeiro, rhp (17)  
 PETTI, Chris, of (90-11)\*  
 PETERS, Gary, of (92-87)\*  
 PHILLIPS, Brandon, inf (17)\*  
 PHILLIPS, Tony, of/dh (95-97)+  
 PICCIOLO, Rob, inf (84)\*  
 PICHE, Ron, rhp (95)#  
 PIERSSAL, Jimmy, of (63-67)\*  
 PINA, Horacio, rhp (74)  
 PINEIRO, Joel, rhp (10-11)  
 PINSON, Vada, of (72-73)\*  
 POLIDORO, Gustavo, inf (85-88)#  
 POLONIA, Luis, of (90-93)\*  
 POTE, Lou, rhp (99-02)  
 POUNDERS, Brooks, rhp (17)  
 POWER, Vic, inf (64-65)\*  
 PRIDDY, Bob, rhp (69)  
 PRIDE, Curtis, of (04-06)\*  
 PRIETO, Chris, of (05)\*  
 PRINZ, Bret, rhp (05)  
 PRITCHETT, Chris, inf (96, '98-99)\*  
 PUELLO, Cesar, of, (17)\*  
**PJOLIS, Albert, inf (12)\***

**-Q-**

QUEEN, Mel, rhp (70-72)  
 QUINLAN, Robb, inf/of (03-10)#  
 QUINTANA, Luis, inf (74-75)

**-R-**

RAMIREZ, Horacio, lhp (11)  
**RAMIREZ, JC, rhp (16)\***  
 RAMIREZ, Julio, of (02)  
**RAMIREZ, Noe, rhp (17)\***  
 RAMIREZ, Orlando, inf (74-77)\*99#  
 RAMOS, Cesar, lhp (15)  
 RAMOS, Domingo, inf/of (88)#  
 RANNEY, Merritt, c (65)\*  
 RAPP, Pat, rhp (01)  
 RASMUS, Cory, rhp (13-16)  
 RAU, Doug, lhp (81)  
 RAY, Johnny, inf (87-90)+  
 RAZIANO, Barry, rhp (74)  
 REDFIELD, Joe, inf (88)#  
 REED, Howie, rhp (66)  
 REICHARDT, Rick, of (64-70)\*  
 REIMY, Jerry, inf (75-77)\*  
 RENKO, Steve, rhp (81-82)  
 REPOZ, Roger, inf/of (67-72)\*  
 RESO, Chris, rhp (07)  
 RETTENMUND, Merv, of/dh (78-80)\*  
 REUSS, Jerry, lhp (87)  
 REVERE, Ben, of (17)  
 REYES, Jo Jo, lhp (15)+  
 REYNOLDS, Archie, rhp (71)  
 REYNOLDS, Harold, inf (94)  
 REYNOLDS, Tom, of (70-71)\*  
 RICE, Del, c (61)\*  
 RICHARDS, Garrett, rhp (11-18)  
 RICHARDSON, Jeff, rhp (90)  
 RIGGS, Adam, inf (03-04)\*  
 RIVERA, Juan, of (05-10)\*  
 RIVERA, Rene, c (18)  
 RIVERS, Mickey, of (17-15)\*  
 ROBERTSON, Daniel, of (15)\*  
 ROBERTSON, Rich, inf (98)  
 ROBINSON, Don, rhp (92)  
 ROBINSON, Frank, of/dh (73-74)\*  
 ROBINSON, Jeff, rhp (91)  
 ROBINSON, Shane, OF (16-17)\*  
**ROBLES, Hansel, rhp (18)\***  
 RODGERS, Buck, c (61-69)+  
 RODNEY, Fernando, rhp (10-11)  
 RODRIGUEZ, Aurelio, inf (67-70)\*  
 RODRIGUEZ, Elio, c (74-75)\*  
 RODRIGUEZ, Fernando, rhp (09)  
 RODRIGUEZ, Francisco, J., rhp (02-08)  
 RODRIGUEZ, Francisco, rhp (10-11)  
 RODRIGUEZ, Rafael, rhp (09-10)  
 RODRIGUEZ, Rich, inf (03)  
 RODRIGUEZ, Sean, inf (08-09)#  
 ROJAS, Minnie, rhp (66-68)  
 ROMANICK, Ron, rhp (84-86)  
 ROMINE, Andrew, inf (10-13)+  
 ROMERO, J.C., lhp (06)  
 ROOF, Phil, c (65)#

ROSE, Bobby, inf (89-92)#  
 ROTZ, Don, rhp (72)  
 ROSS, Gary, rhp (75-77)  
 ROTA, Michael, lhp (13-14)  
 RUBIO, Jorge, rhp (66-67)  
 RUDI, Joe, of (77-80)\*  
 RUCINSKI, Drew, rhp (14-15)  
 RUHLE, Vern, rhp (86)  
 RUIZ, Chico, inf (70-71)+  
 RYAL, Mark, of (86-87)\*  
 RYAN, Brendan, inf (16)\*  
 RYAN, Michael, of (10)\*  
 RYAN, Nolan, rhp (72-79)

**-S-**

SADOWSKI, Bob, lhp (63)  
 SADOWSKI, Ed, c (61-63)\*  
 SALAS, Fernando, rhp (14-16)  
 SALMON, Tim, of (92-06)#  
 SAMPEN, Bill, rhp (94)  
 SANCHEZ, Luis, rhp (81-85)  
 SANDERS, Ken, rhp (74)  
 SANDERSON, Scott, rhp (93, '95-96)\*  
 SANDOWAL, Freddy, inf (08-09)+  
 SANDS, Charlie, cdh (73-74)\*  
 SANFORD, Jack, rhp (65-67)  
 SANTANA, Ervin, rhp (05-12)  
 SANTIAGO, Hector, lhp (14-16)  
 SATRIANO, Tom, inf (61-69)\*  
 SAUNDERS, Joe, lhp (05-10)  
 SCHAAAL, Paul, inf (64-68, '74)\*  
 SCHEINBLUM, Richie, of/dh (73-74)\*  
 SCHIMPF, Ryan, inf (18)#  
 SCHMIDT, Jeff, rhp (92)\*  
 SCHOENEWEIS, Scott, lhp (99-03)  
 SCHOENFELD, Dick, inf (83-92)\*96#  
 SCHROEDER, Bill, c/inf (89-90)\*  
 SCHU, Rick, inf (90)\*  
 SCHULER, Dave, inf (79-80)  
 SCHWARZ, Jeff, rhp (94)  
 SCIONIERI, Daryl, inf/dh (81-85)\*  
 SCOTT, Darryl, rhp (93)  
 SCOTT, Mickey, lhp (75-77)\*  
 SCRIBNER, Troy, rhp (17)  
 SEGURA, Jean, inf (12)\*  
 SELLE, Aaron, rhp (02-04)  
 SELLS, Dave, rhp (72-75)  
 SELMA, Dick, rhp (74)  
 SEMPROCH, Roman, rhp (61)  
 SERRANO, Alex, rhp (08)  
 SHANK, Harvey, rhp (70)  
 SHEETS, Andy, inf (90)\*  
 SHERRY, Larry, rhp (68)  
 SHIELDS, Scot, rhp (01-10)  
 SHIPLEY, Craig, inf (98)#  
 SHOCKLEY, Costen, inf (65)\*  
 SHOEMAKER, Matt, rhp (13-18)  
 SHUCK, J.B., of (13-14)\*  
 SIEBERN, Norm, inf (66)\*  
 SILVEREO, Tomas, of (70-72)\*  
 SILVESTRI, Dave, inf (99)#  
**SIMMONS, Andrelton, ss (16)\***



**Dick Schofield**

SIMMONS, Curt, lhp (67)  
 SIMMONS, Dick, of (62, '64-65)#  
 SIMMONS, Wayne, rhp (77)  
 SIMPSON, Bill, rhp (73-75)  
 SKAGGS, Dave, c (80)#  
**SKAGGS, Tyler, lhp (14)\***  
 SKOWRON, Bill, inf (67)\*  
 SLATON, Jim, rhp (84-86)  
 SLAGHT, Don, c (96)#  
 SMITH, B.G., of (65)#  
 SMITH, Billy, inf (75-76)+  
 SMITH, D.W., rhp (84-85)

SMITH, Dwight, of (94)\*  
 SMITH, Joe, rhp (14-16)  
 SMITH, Lee, rhp (95-96)  
 SMITH, Willie, lhp (64-66)  
 SNOOK, J.T., inf (93-95)\*  
 SOLO, Luis, inf (91-92)\*  
 SOTO, Geovany, c (16)\*  
 SOLAITA, Tom, inf/dh (76-78)\*  
 SORESENSE, Zach, of (95)\*  
 SPANGLER, Al, of (65-66)\*  
 SPARKS, Steve, rhp (98-99)  
 SPEIER, Justin, rhp (07-09)  
 SPENCER, Jim, inf (68-73)\*  
 SPIEZO, Scott, inf/dh (00-03)+  
 SPRING, Jack, lhp (61-64)  
 SPRINGER, Dennis, rhp (96-97)  
 SPRINGER, Russ, rhp (93-95)  
 SPROUT, Bob, lhp (61)  
 STANGE, Daniel, rhp (13)  
 STANTON, Leroy, of (72-76)\*  
 STEIRER, Ricky, rhp (82-84)  
 STELMASZEK, Rick, c (73)\*  
 STEPHENSON, John, c (71-73)\*  
 STEVENS, Lee, inf (90-92)\*  
 STEWART, Ian, inf (14)\*  
 STILLWELL, Kevin, inf (93)+  
 STOCKER, Kurt, inf (00)+  
 STOKES, Brian, rhp (10)  
 STONEMAN, Bill, rhp (74)  
 STREET, Huston, rhp (14-17)  
 STUART, Dick, inf (69)\*  
 STUBING, Moose, inf (67)\*  
 SUDAKIS, Bill, dh (75-76)  
 SUKLA, Tom, rhp (64-65)  
 SUTTON, Don, rhp (85-87)\*  
 SWAN, Craig, rhp (94)  
 SWINGLE, Paul, rhp (93)

**-T-**

TAKAHASHI, Hisanori, lhp (11-12)  
 TANANA, Frank, lhp (73-80)  
 TANNER, Chuck, of (61-62)\*  
 TATUM, Jarvis, of (68-70)\*  
 TATUM, Ken, of (69-70)\*  
 TAYLOR, Andrew, lhp (12)  
 TAYLOR, Bob, c (67)\*  
 TAZAWA, Junichi, rhp (18)  
 TEIXEIRA, Mark, inf (08)+  
 THATCHER, Joe, lhp (14)  
 THOMAS, Derrel, inf/of (84)+  
 THOMAS, George, of (61-63)\*  
 THOMAS, Lee, inf/of (61-63)\*  
 THOMPSON, Jason, inf/dh (80)\*  
 THOMPSON, Rich, rhp (07-12)  
 THON, Dickie, inf (79-80)\*  
 THRONBERRY, Faye, of (61)\*  
 TIAAT, Luis, rhp (82)  
 TINGLEY, Ron, c (89-93)#  
 TORBORG, Jeff, c (71-73)\*  
 TORRES, Felix, inf (62-64)\*  
 TORRES, Rusty, of (76-77)+  
 TRAVERS, Bill, inf (81-83)  
 TRAVINO, Bobby, of (68)#  
**TROPEANO, Nick, rhp (15)\***  
**TROUT, Mike, of (11)\***  
 TRUMBO, Mark, inf (10-13)+  
 TURLEY, Bob, rhp (63)  
 TURNBOW, Derrick, rhp (00, '03)  
 TURNER, Chris, c (93-97)\*  
 TURNER, Ken, lhp (67)

**-U-**

UNROE, Tim, inf/of (99)\*  
**UPTON, Justin, of (17)\***

**-V-**

VALBUENA, Luis, inf (17-18)+  
 VALDES, Ismael, rhp (01)  
 VALDEZ, Jose, rhp (16-17)  
 VALENTE, Bobby, of (73-75)\*  
 VALENTE, Ellis, of (83)+  
 VALENZUELA, Fernando, lhp (91)  
 VALERA, Julio, rhp (92-95)  
 VAN BURKLEO, Ty, inf (93)\*  
 VAN RYN, Ben, lhp (96)  
 VARGAS, Jason, lhp (13)  
 VAUGHN, M, inf/dh (99-01)\*  
 VELARDE, Randy, inf (96-99)#  
 VELAZQUEZ, Gil, inf (11)\*  
 VENABLE, Max, of (89-91)\*  
 VERHOEVEN, John, of (76-77)  
 VICTORINO, Shane, of (15)#

VINSON, Charlie, inf (66)\*  
 VOSS, Bill, of (69-70)\*

**-W-**

WAGNER, Leon, of (61-63)\*  
 WALDECK, Matt, c (98-00)+  
 WALDEN, Jordan, rhp (10-12)  
 WALEWANDER, Jim, inf (93)+  
 WALL, Donnie, rhp (07)  
 WALL, Josh, rhp (14)



**Bill Voss**

WALLACE, Don, inf (67)\*  
 WALLACH, Tim, inf (96)\*  
 WALTON, Jerome, of (93)#  
 WANTZ, Dick, rhp (65)  
 WARD, Bryan, lhp (00)  
**WARD, Taylor, inf (18)\***  
 WARNER, Jack, of (66)#  
 WASHBURN, Greg, rhp (69)  
 WASHBURN, Jarrod, lhp (98-05)  
 WASHINGTON, Claudell, of (89-90)\*

WATSON, Allen, lhp (97-98)  
 WEAVER, Eric, rhp (00)  
 WEAVER, Jeff, rhp (06)  
 WEAVER, Jared, rhp (06-16)  
 WEAVER, Jim, lhp (60-64)  
 WEBER, Ben, rhp (00-04)  
 WELLS, Vernon, of (11-12)\*  
 WERHAS, John, inf (67)\*  
 WESSON, Barry, of (03)\*  
 WHITELOCK, Gary, of (66)#  
 WHITE, Devon, of (85-90)+  
 WHITMER, Dan, c (80-81)\*  
 WILFONG, Gary, rhp (82-86)\*  
 WILHELM, Hoyt, rhp (69)  
 WILK, Adam, lhp (15)  
 WILMITE, Nick, lhp (67)  
 WILLIAMS, Jerome, rhp (11-13)  
 WILLIAMS, Mitch, lhp (95)  
 WILLIAMS, Reggie, of (92, '98-99)\*

WILLIAMS, Shad, rhp (96-97)  
 WILTS, Reggie, of (06-11)\*  
 WILSHUSEN, Terry, rhp (73)  
 WILSON, Bobby, c (08-12)\*  
 WILSON, C.J., lhp (12-15)  
 WILSON, Zack, of (87)\*  
 WILSON, Trevor, lhp (98)  
 WINDHORN, Gordon, of (62)#  
 WINFIELD, Dave, of/dh (90-91)#  
 WISE, Matt, of (00-03)  
 WITT, George, rhp (62)  
 WITT, Mike, rhp (81-90)  
 WOLF, Wally, rhp (69-70)  
 WOOD, Blake, rhp (17-18)  
 WOOD, Brandon, inf (07-11)\*  
 WOODS, Jake, lhp (05)  
 WOOTEN, Shawn, of (00-03)#  
 WRIGHT, Clyde, lhp (66-73)  
 WRIGHT, Daniel, rhp (16-17)  
 WRIGHT, Wesley, lhp (15)  
 WYNEGAR, Butch, c (87-88)+  
 WYNE, Billy, rhp (71)

YAN, Esteban, rhp (05-06)  
 YATES, Kirby, rhp (17)  
 YOST, Eddie, inf (61-62)  
 YOUNG, Chris, of (18)  
 YOUNG, Cliff, lhp (90-91)  
 YOUNG, R, Eric, inf/of (17-18)+

**-Z-**

ZAHN, Geoff, lhp (81-85)

CLUB HISTORY



# ANGELS OPENING DAY LOGOS

1961	1962	1963	1964	1965	1966	1967	1968
Yost, 3b Aspromonte, 2b Pearson, rf Kluszewski, 1b Cery, lf Hunt, cf Brickell, ss Rice, c Grba, p W, 7-2 @ Bal.	Pearson, rf Koppe, ss L. Thomas, cf Wagner, lf Torres, 3b Yost, 1b Rodgers, c Moran, 2b Grba, p W, 4-1 vs. CWS @ L.A.	Pearson, cf Moran, 2b L. Thomas, 1b Wagner, lf Rodgers, c G. Thomas, rf Torres, 3b Fregosi, ss McBride, p W, 4-1 vs. Bos. @ L.A.	Pearson, lf Moran, 3b Fregosi, ss Adcock, 1b L. Thomas, rf Rodgers, c Simpson, cf Knoop, 2b McBride, p W, 4-0 @ Was. @ L.A.	Cardenal, cf Fregosi, ss Smith, lf Shockley, 1b Clinton, rf Rodgers, c Schaal, 3b Knoop, 2b Newman, p L, 7-1 vs. Cle. @ L.A.	Cardenal, cf Knoop, 2b Fregosi, ss Adcock, 1b Reichardt, lf Warner, rf Schaal, 3b Rodgers, c Chance, p L, 3-2 (14 inn.) @ CWS @ Anaheim	Schaal, 3b Fregosi, ss Hall, rf Reichardt, lf Mincher, 3b Cardenal, cf Rodgers, c Knoop, 2b Brunet, p L, 3-2 vs. Det. @ Anaheim	Schaal, 3b Fregosi, ss Mincher, 1b Hinton, rf Reichardt, lf Repoz, cf Rodgers, c Knoop, 2b Brunet, p L, 1-0 @ NYY @ Anaheim
1969	1970	1971	1972	1973	1974	1975	1976
Voss, rf Fregosi, ss Johnstone, cf Reichardt, lf Stuart, 1b Rodriguez, 3b Satriano, c Knoop, 2b McGlothlin, p L, 4-3 vs. Sea. Pilots @ Anaheim	Alomar, 2b Fregosi, ss Voss, rf A. Johnson, lf Spencer, lf Repoz, cf Azcue, c Rodriguez, 3b Messersmith, p W, 12-0 @ Mil. @ Anaheim	Alomar, 2b Fregosi, ss A. Johnson, lf Conigliaro, rf Spencer, lf McMullen, 3b Pinson, lf Moses, c Berry, cf Wright, p L, 4-1 vs. K.C. @ Anaheim	Alomar, 2b Rivers, cf Cardenas, ss Spencer, 1b McMullen, 3b Pinson, lf Stanton, rf Torborg, c Messersmith, p W, 10-1 vs. Tex. @ Anaheim	Grabarkewitz, 3b Valentine, ss Pinson, rf Robinson, lf McCraw, dh Spencer, 1b Berry, cf Stephenson, c Alomar, 2b Ryan, p W, 3-2 vs. K.C. @ Anaheim	Rivers, cf Doyle, 2b Valentine, lf Robinson, dh Epstein, 1b Oliver, 3b Stanton, rf Rodriguez, c Chalk, ss Ryan, p W, 8-2 @ CWS @ Anaheim	Nettles, cf Rivers, lf Harper, dh Bochte, 1b Melton, dh Herrmann, c Stanton, rf Chalk, 3b Rodriguez, c Remy, 2b Ramirez, ss Ryan, p W, 4-2 vs. K.C. @ Anaheim	Collins, lf Remy, 2b Bochte, 1b Melton, dh Herrmann, c Stanton, rf Chalk, 3b Torres, cf Ramirez, ss Tanana, p L, 5-2 vs. Oak. @ Anaheim
1977	1978	1979	1980	1981	1982	1983	1984
Remy, 2b Grich, ss Bonds, rf Baylor, dh Rudi, lf Fairly, dh Solaita, 1b Bochte, cf Chalk, 3b Humphrey, c Tanana, p W, 7-1 @ Sea.	Miller, rf Grich, 2b Bostock, cf Rudi, lf Baylor, dh Rudi, lf Fairly, dh Chalk, 3b Mulliniks, ss Humphrey, c Tanana, p W, 1-0 vs. Oak. @ Anaheim	Miller, cf Ford, rf Carew, 1b Baylor, dh Rudi, lf Lansford, 3b Downing, c Grich, 2b Patek, ss Frost, p W, 10-2 vs. Cle. @ Anaheim	Collins, cf Lansford, 3b Ford, rf Baylor, dh Carew, 1b Downing, c Rudi, lf Grich, 2b Hobson, 3b Zahn, p W, 6-2 @ Sea.	Carew, 1b Burleson, ss Lynn, cf Carew, 1b Jackson, rf Ford, rf Downing, c Bramansky, lf Grich, 2b Foli, 2b Boone, c Forsch, p L, 3-2 (11 inn.) @ Oak.	Burleson, ss Lynn, cf Carew, 1b Jackson, rf Lynn, cf DeCinces, 3b Grich, 2b Foli, ss Boone, c Kison, p W, 3-2 vs. Mil. @ Anaheim	Downing, lf Clark, rf Sconiers, 1b Jackson, dh Lynn, cf DeCinces, 3b Grich, 2b Foli, ss Boone, c Kison, p W, 2-1 vs. Bos. @ Anaheim	Downing, dh Carew, 1b Benieuez, lf DeCinces, 3b Lynn, rf Grich, 2b Schiefeld, ss Boone, c Pettis, cf Forsch, p W, 2-1 vs. Bos. @ Anaheim
1985	1986	1987	1988	1989	1990	1991	1992
Carew, 1b Benieuez, lf Grich, 2b DeCinces, 3b Downing, dh Jackson, rf Schiefeld, ss Boone, c Pettis, cf Witt, p L, 6-2 vs. Min. @ Anaheim	Grich, 2b Jones, rf Joyer, 1b DeCinces, 3b Jackson, dh DeCinces, 3b Downing, lf Schiefeld, ss Boone, c Pettis, cf Witt, p L, 8-4 (10 inn.) @ Sea.	Downing, dh Joyer, 1b Davis, lf Parker, dh Hendrick, rf White, lf Wynegar, c Schiefeld, ss Pettis, cf McLemore, 2b Witt, p L, 7-1 vs. Sea. @ Anaheim	McLemore, 2b Ray, lf Davis, lf Joyer, 1b Downing, dh White, cf Howell, 3b Boone, c Schiefeld, ss Witt, p L, 8-5 @ CWS @ Anaheim	Downing, dh Ray, 2b White, cf Joyer, 1b Davis, dh Armas, rf Bichette, lf Bichette, lf Parrish, c Howell, 3b Schiefeld, ss Witt, p L, 9-2 vs. CWS @ Anaheim	White, cf Ray, 2b Joyer, 1b Davis, dh Parker, dh Washington, rf Parrish, c Schu, 3b McLemore, ss Blyleven, p L, 7-4 vs. Sea. @ Anaheim	Polonia, lf Sojo, 2b Joyer, 1b Winfield, rf Parker, dh Parrish, c Gaetti, 3b Felix, c Rosa, 2b Schiefeld, ss Finley, p W, 3-2 @ Sea.	Polonia, lf Felix, cf Hayes, rf Brooks, dh Stevens, 1b Gaetti, 3b Parrish, c Rosa, 2b DiSarcina, ss Langston, p L, 10-1 vs. CWS @ Anaheim
1993	1994	1995	1996	1997	1998	1999	2000
Polonia, lf Curtis, cf Snow, 1b Davis, dh Salmon, rf Gonzales, 3b Easley, 2b DiSarcina, ss Orton, c Langston, p W, 3-1 vs. Mil. @ Anaheim	Curtis, cf Easley, 2b Salmon, rf Davis, dh Jackson, lf Perez, 1b Myers, c Reynolds, 2b DiSarcina, ss Langston, p W, 8-2 @ Min.	Phillips, lf Phillips, lf Easley, 2b Edmonds, cf Davis, dh Salmon, rf Perez, 3b Snow, 1b Allanson, c DiSarcina, ss Finley, p L, 5-4 vs. Det. @ Anaheim	Edmonds, cf Ray, lf Davis, lf Joyer, 1b Downing, dh White, cf Howell, 3b Boone, c Schiefeld, ss Witt, p L, 8-5 @ CWS @ Anaheim	Velarde, 2b Edmonds, cf Salmon, rf Davis, dh Snow, 1b Anderson, lf Arias, 3b Fabregas, c DiSarcina, ss Finley, p L, 15-9 vs. Mil. @ Anaheim	Erstad, 1b Alicia, 2b Edmonds, cf Salmon, rf Hollins, 3b Fielder, dh Anderson, lf Murray, dh Leyritz, c DiSarcina, ss Langston, p L, 6-5 vs. Bos. @ Anaheim	Erstad, 1b Cabrera, ss Edmonds, cf Hollins, 3b Vaughn, 1b Salmon, rf Anderson, cf Greene, dh Sheets, 3b Gaus, 3b Spiezio, 1b Walbeck, c DiSarcina, ss Belcher, p W, 6-5 vs. Cle. @ Anaheim	Erstad, 1b Cabrera, ss Felix, cf Vaughn, 1b Salmon, rf Anderson, cf Greene, dh Sheets, 3b Gaus, 3b Spiezio, 1b Walbeck, c DiSarcina, ss Hill, p L, 3-2 vs. NYY @ Anaheim
2001	2002	2003	2004	2005	2006	2007	2008
Erstad, cf Gil, ss Salmon, rf Glaus, 3b Anderson, lf Hill, dh B. Molina, c Spiezio, 1b Eckstein, 2b Schoeneweis, p L, 3-2 @ Tex.	Eckstein, ss Erstad, cf Salmon, rf Anderson, lf Fullmer, dh Glaus, 3b Spiezio, 1b B. Molina, c Gil, 1b Kennedy, 2b Washburn, p L, 6-0 vs. Cle. @ Anaheim	Eckstein, ss Erstad, cf Salmon, rf Anderson, lf Fullmer, dh Glaus, 3b Spiezio, 1b B. Molina, c Gil, 1b Kennedy, 2b Klackey, p L, 6-3 vs. Tex. @ Anaheim	Eckstein, ss Erstad, 1b Anderson, cf Glaus, 3b Guillen, lf Salmon, dh J. Molina, c Kennedy, 2b Colon, p W, 10-5 @ Sea.	Erstad, 1b Dalmon, dh Alicia, 2b Edmonds, cf Salmon, rf Hollins, 3b Anderson, lf Cabrera, ss B. Molina, c Figgins, 2b Colon, p W, 2-1 vs. Tex. @ Anaheim	Erstad, 1b Cabrera, ss Edmonds, cf Hollins, 3b Vaughn, 1b Salmon, rf Anderson, cf Greene, dh Sheets, 3b Gaus, 3b Spiezio, 1b Walbeck, c DiSarcina, ss Belcher, p W, 4-1 vs. NYY @ Anaheim	Matthews Jr., cf Cabrera, ss Anderson, dh Hill, lf Anderson, cf Hill, lf Hill, lf Kotchman, 1b Kotchman, 1b Napoli, c Izturis, 3b Lackey, p W, 4-1 vs. Tex. @ Anaheim	Figgins, 3b Matthews Jr., dh Guerrero, rf Anderson, lf Hunter, cf Kotchman, 1b Kendrick, 2b Napoli, c Izturis, 3b Weaver, p L, 2-3 @ Min.
2009	2010	2011	2012	2013	2014	2015	2016
Figgins, 3b Kendrick, 2b Abreu, rf Guerrero, dh Hunter, cf Morales, 1b Rivera, lf Rivera, lf Mathis, c Aybar, ss Saunders, p W, 3-0 vs. Oak. @ Anaheim	Aybar, ss Abreu, rf Hunter, cf Matsui, dh Morales, 1b Rivera, lf Kendrick, 2b Wood, 3b Mathis, c Kourjos, cf Weaver, p W, 6-3 vs. Min. @ Anaheim	Izturis, 3b Kendrick, 2b Abreu, dh Hunter, rf Wells, lf Aybar, ss Trumbo, 1b Mathis, c Kourjos, cf Weaver, p W, 4-2 @ K.C. @ Anaheim	Aybar, ss Kendrick, 2b Pujols, 1b Hunter, rf Wells, lf Morales, dh Trumbo, 3b Iannetta, c Kourjos, cf Weaver, p W, 5-0 vs. K.C. @ Anaheim	Trout, cf Pujols, 1b Hamilton, rf Trumbo, lf Kendrick, 2b Callaspo, 2b Iannetta, c Aybar, ss Weaver, p W, 3-1 (13 inn.) @ Cin.	Calhoun, rf Trout, cf Pujols, 1b Hamilton, rf Freese, 3b Ibanez, dh Kendrick, 2b Callaspo, 2b Iannetta, c Aybar, ss Weaver, p L, 3-10 vs. Sea. @ Anaheim	Calhoun, rf Trout, cf Pujols, 1b Joyce, lf Freese, 3b Aybar, ss Cron, dh Iannetta, c Weaver, p L, 4-1 @ Sea.	Escobar, 3b Nava, lf Pujols, 1b Pujols, dh Calhoun, rf Cron, 1b Simmons, ss Perez, c Giavotella, 2b Richards, p L, 1-9 vs. CHC @ Anaheim
2017	2018	2019	2020	2021	2022	2023	2024
Escobar, 3b Calhoun, rf Trout, cf Upton, lf Pujols, 1b Cron, 1b Maybin, lf Simmons, ss Espinosa, 2b Maldonado, c Nolasco, c L, 2-4 @ Oak.	Cozart, 2b Trout, cf Upton, lf Pujols, 1b Calhoun, rf Simmons, ss Valbuena, 3b Ohtani, dh Maldonado, c Richards, p L, 5-6 (11 inn.) @ Oak.	Cozart, 2b Trout, cf Upton, lf Pujols, 1b Calhoun, rf Simmons, ss Valbuena, 3b Ohtani, dh Maldonado, c Richards, p L, 5-6 (11 inn.) @ Oak.	Cozart, 2b Trout, cf Upton, lf Pujols, 1b Calhoun, rf Simmons, ss Valbuena, 3b Ohtani, dh Maldonado, c Richards, p L, 5-6 (11 inn.) @ Oak.	Cozart, 2b Trout, cf Upton, lf Pujols, 1b Calhoun, rf Simmons, ss Valbuena, 3b Ohtani, dh Maldonado, c Richards, p L, 5-6 (11 inn.) @ Oak.	Cozart, 2b Trout, cf Upton, lf Pujols, 1b Calhoun, rf Simmons, ss Valbuena, 3b Ohtani, dh Maldonado, c Richards, p L, 5-6 (11 inn.) @ Oak.	Cozart, 2b Trout, cf Upton, lf Pujols, 1b Calhoun, rf Simmons, ss Valbuena, 3b Ohtani, dh Maldonado, c Richards, p L, 5-6 (11 inn.) @ Oak.	Cozart, 2b Trout, cf Upton, lf Pujols, 1b Calhoun, rf Simmons, ss Valbuena, 3b Ohtani, dh Maldonado, c Richards, p L, 5-6 (11 inn.) @ Oak.

CLUB HISTORY



# YEAR BY YEAR STATISTICAL REVIEW



## 1961 ANGELS BATTING

PLAYER	AVG	G	AB	R	H	TB	2B	3B	HR	RBI	SH	SF	HP	BB	IBB	SO	SB	CS
Ardell	.250	7	4	1	1	1	0	0	0	1	0	0	1	0	2	0	0	
Aspromonte	.223	66	238	29	53	69	10	0	2	14	3	0	2	33	1	21	0	0
Averill	.266	115	323	56	86	158	9	0	21	59	1	4	2	62	1	70	1	0
Becquer	.000	11	8	0	0	0	0	0	0	0	0	0	0	1	0	5	0	0
Bilko	.279	114	294	49	82	160	16	1	20	59	0	2	0	58	2	81	1	1
Bowsfield	.137	46	51	5	7	10	1	1	0	2	2	0	0	2	0	19	0	0
Brickell	.122	21	49	3	6	6	0	0	0	3	0	0	0	6	0	9	0	0
Bridges	.240	84	229	20	55	68	5	1	2	15	4	0	1	26	0	37	1	0
Burke	.000	6	5	0	0	0	0	0	0	0	0	0	0	0	0	1	0	0
Casale	.462	13	13	2	6	11	2	0	1	2	0	0	0	1	0	4	0	0
Cerv	.158	18	57	3	9	18	3	0	2	6	1	1	0	1	0	8	0	0
Chance	.000	5	5	0	0	0	0	0	0	0	0	0	0	0	0	2	0	0
Clevenger	.000	12	3	0	0	0	0	0	0	0	0	0	0	0	0	1	0	0
Donohue	.148	38	27	0	4	5	1	0	0	1	0	0	0	0	0	7	0	0
Duren	.040	40	25	2	1	1	0	0	0	3	1	0	0	3	0	15	0	0
Fowler	.077	53	13	1	1	1	0	0	0	3	0	0	0	0	0	3	0	0
Fregosi	.222	11	27	7	6	6	0	0	0	3	1	0	0	1	0	4	0	0
Garver	.000	12	6	0	0	0	0	0	0	0	1	0	0	0	0	3	0	0
Grba	.234	42	64	8	15	24	3	0	2	11	8	1	1	6	0	17	0	0
Hamlin	.209	42	91	4	19	25	3	0	1	5	1	1	1	11	2	9	0	1
Heman	.000	6	1	0	0	0	0	0	0	0	0	0	0	0	0	1	0	0
Hunt	.255	149	479	70	122	232	29	3	25	84	3	6	4	49	1	120	8	2
James	.000	43	13	3	0	0	0	0	0	0	0	0	1	0	0	5	0	0
Johnson	.000	1	0	0	0	0	0	0	0	0	0	0	0	0	0	0	0	0
Kline	.097	26	31	0	3	3	0	0	0	3	0	0	0	1	0	17	0	0
Kluszewski	.243	107	263	32	64	121	12	0	15	39	0	3	0	24	5	23	0	0
Koppe	.251	91	338	46	85	116	12	2	5	40	6	2	1	45	0	77	3	3
Leek	.226	57	199	16	45	71	9	1	5	20	3	0	2	7	0	54	0	1
McBride	.084	45	83	5	7	10	3	0	0	2	6	0	0	3	0	35	0	0
Moeller	.207	35	29	2	6	7	1	0	0	2	1	0	0	8	0	14	0	0
Moran	.260	54	173	17	45	60	7	1	2	22	6	1	1	17	1	16	0	0
Morgan	.083	59	12	1	1	1	0	0	0	0	0	0	0	1	0	4	0	0
Pearson	.288	144	427	92	123	171	21	3	7	41	7	2	3	96	1	40	11	3
Rice	.241	44	83	11	20	36	4	0	4	11	3	1	0	20	5	19	0	1
Rodgers	.321	16	56	8	18	26	2	0	2	13	0	0	0	1	0	6	0	0
Sadowski	.232	69	164	16	38	63	13	0	4	12	2	1	0	11	1	33	2	3
Satriano	.198	35	96	15	19	29	5	1	1	8	1	0	1	12	0	16	2	0
Semproch	.000	2	0	0	0	0	0	0	0	0	0	0	0	0	0	0	0	0
Spring	.000	18	8	0	0	0	0	0	0	3	0	0	1	0	5	0	0	0
Sprout	.000	1	0	0	0	0	0	0	0	1	0	0	0	0	0	0	0	0
Tanner	.125	7	8	0	1	1	0	0	0	0	0	0	0	2	0	2	0	0
Thomas, G.	.280	79	282	39	79	132	12	1	13	59	3	2	3	21	1	66	3	6
Thomas, L.	.284	130	450	77	128	221	11	5	24	70	2	3	2	47	2	74	0	5
Throneberry	.194	24	31	1	6	7	1	0	0	1	0	0	0	5	0	10	0	0
Wagner	.280	133	453	74	127	234	19	2	28	79	0	7	3	48	2	65	5	1
Yost	.202	76	213	29	43	56	4	0	3	15	2	0	2	50	0	48	0	1
<b>TOTALS</b>	<b>.245</b>	<b>161</b>	<b>5424</b>	<b>744</b>	<b>1331</b>	<b>2160</b>	<b>218</b>	<b>22</b>	<b>189</b>	<b>700</b>	<b>80</b>	<b>37</b>	<b>30</b>	<b>681</b>	<b>25</b>	<b>1068</b>	<b>37</b>	<b>28</b>

## 1961 ANGELS PITCHING

PITCHER	W-L	ERA	G	GS	CG	SHO	SV	IP	H	R	ER	HR	HB	BB	IB	SO	WP	BK
Bowsfield	11-8	3.73	41	21	4	1	0	157	154	75	65	18	1	63	3	88	3	0
Casale	1-5	6.54	13	7	0	0	0	42.2	52	34	31	9	1	25	0	35	6	0
Chance	0-2	7.00	5	4	0	0	0	18	33	15	14	0	1	5	1	11	1	0
Clevenger	2-1	1.69	12	0	0	0	1	16	13	5	3	1	0	13	1	11	1	0
Donohue	4-6	4.31	38	7	0	0	1	100.1	93	48	48	16	0	50	5	79	2	0
Duren	6-12	5.18	40	14	1	1	2	99	87	70	57	13	3	75	1	108	7	0
Fowler	5-8	3.64	53	3	0	0	11	89	68	42	36	12	0	29	3	78	1	0
Garver	0-3	5.59	12	2	0	0	0	29	40	18	18	2	0	16	0	9	1	0
Grba	11-13	4.25	40	30	8	0	2	212	197	119	100	26	7	114	10*	105	6	1
Heman	0-0	1.80	6	0	0	0	0	10	4	3	2	1	1	2	0	2	0	0
James	0-2	5.30	36	3	0	0	0	71.1	66	44	42	12	2	54	1	41	5	0
Kline	3-6	4.90	26	12	0	0	0	104.2	119	62	57	16	1	44	5	70	2	1
McBride	12-15	3.64	38	36	11	1	1	242	229	114	98	28	7	102	4	180	8	0
Moeller	4-8	5.81	33	18	1	1	0	113	122	80	73	15	2	83	0	87	8	0
Morgan	8-2	2.35	59	0	0	0	10	92	74	31	24	7	5	17	3	39	0	0
Semproch	0-0	9.00	2	0	0	0	0	1	1	2	1	0	0	3	0	1	1	0
Spring	3-0	4.26	18	4	0	0	0	38	35	19	18	4	3	15	2	27	1	0
Sprout	0-0	4.50	1	1	0	0	0	4	4	3	2	0	0	3	0	2	0	0
<b>TOTALS</b>	<b>70-91</b>	<b>4.31</b>	<b>161</b>	<b>161</b>	<b>25</b>	<b>5</b>	<b>28</b>	<b>1439</b>	<b>1391</b>	<b>784</b>	<b>689</b>	<b>180</b>	<b>34</b>	<b>713</b>	<b>39</b>	<b>973</b>	<b>53</b>	<b>2</b>

WIN STREAK: 7, July 2-7

\* Led or tied league

LOSING STREAK: 9, June 11-16

CLUB HISTORY





# YEAR BY YEAR STATISTICAL REVIEW

## 1962 ANGELS BATTING

PLAYER	AVG	G	AB	R	H	TB	2B	3B	HR	RBI	SH	SF	HP	BB	IBB	SO	SB	CS
Averill	.219	92	187	21	41	62	9	0	4	22	0	1	1	43	3	47	0	0
Belinsky	.167	34	60	1	10	10	0	0	0	2	2	0	0	7	0	24	0	0
Bilko	.287	64	164	26	47	82	9	1	8	38	0	7	2	25	0	35	1	1
Botz	.000	35	9	1	0	0	0	0	0	0	1	0	0	0	0	3	0	0
Bowsfield	.162	44	37	7	6	7	1	0	0	1	4	0	0	6	0	15	0	0
Burgess	.196	87	143	17	28	43	7	1	2	13	2	2	0	36	8	20	2	0
Burke	.266	19	64	8	17	30	1	0	4	14	0	0	1	5	1	11	0	0
Chance	.062	50	65	1	4	4	0	0	0	1	7	0	0	3	0	29	0	0
Consolo	.100	28	20	4	2	2	0	0	0	0	0	0	0	3	0	11	2	0
Coughtry	.182	11	22	0	4	4	0	0	0	2	0	0	0	0	0	6	0	0
Darwin	.000	1	1	0	0	0	0	0	0	0	0	0	0	0	0	1	0	0
Donohue	.250	12	4	1	1	1	0	0	0	1	1	0	0	1	0	2	0	0
Duren	.067	42	15	1	1	2	1	0	0	0	1	0	0	0	0	9	0	0
Fowler	.273	48	11	1	3	3	0	0	0	4	0	0	0	1	0	2	0	0
Fregosi	.291	58	175	15	51	71	3	4	3	23	2	1	0	18	1	27	2	1
Grba	.207	42	58	5	12	16	1	0	1	7	3	0	0	4	0	14	0	0
Hunt	.182	13	11	4	2	5	0	0	1	1	0	0	0	1	0	5	1	0
Kirkpatrick	.000	3	6	0	0	0	0	0	0	0	0	0	0	0	0	2	0	0
Koppe	.227	128	375	47	85	113	16	0	4	40	9	5	2	73	3	84	2	1
Lee	.184	27	49	0	9	10	1	0	0	1	2	0	0	0	0	18	0	0
Leek	.143	7	14	0	2	2	0	0	0	0	0	0	0	0	0	6	0	0
Leja	.000	7	16	0	0	0	0	0	0	0	1	0	0	1	0	6	0	0
McBride	.164	24	55	6	9	14	2	0	1	2	0	0	0	0	0	23	0	0
Moran	.282	160	659	90	186	268	25	3	17	74	14	5	4	39	2	80	5	1
Morgan	.000	48	6	0	0	0	0	0	0	2	0	0	0	0	0	3	0	0
Navarro	.500	9	2	0	1	1	0	0	0	0	0	0	0	0	0	0	0	0
Newman	.000	4	1	0	0	0	0	0	0	0	0	0	0	0	0	0	0	0
Nuxhall	.000	5	0	0	0	0	0	0	0	0	0	0	0	0	0	0	0	0
Osinski	.000	33	11	1	0	0	0	0	0	0	1	0	1	1	0	3	0	0
Pearson	.261	160	614	115★	160	216	29	6	5	42	7	1	1	95	3	36	15	6
Rodgers	.258	155	565	65	146	210	34	6	6	61	6	8	0	45	6	68	1	8
Sadowski	.200	27	55	4	11	18	4	0	1	3	0	0	0	2	0	14	1	0
Satriano	.421	10	19	4	8	16	2	0	2	6	0	0	0	0	0	1	0	0
Simpson	.250	6	8	1	2	3	1	0	0	1	0	0	0	2	0	3	0	0
Spring	.091	57	11	0	1	1	0	0	0	0	1	0	0	0	0	7	0	0
Tanner	.125	7	8	0	1	1	0	0	0	0	0	0	0	0	0	0	0	0
Thomas, G.	.238	56	181	13	43	69	10	2	4	12	0	0	1	21	0	37	0	0
Thomas, L.	.290	160	583	88	169	272	21	2	26	104	4	4	6	55	3	74	6	1
Torres	.259	127	451	44	117	177	19	4	11	74	4	4	4	28	5	73	0	0
Wagner	.268	160	612	96	164	306	21	5	37	107	7	4	5	50	4	87	7	5
Windhorn	.178	40	45	9	8	14	6	0	0	1	1	0	0	7	1	10	1	1
Witt	.333	5	3	0	1	1	0	0	0	0	0	0	0	0	0	0	0	0
Yost	.240	52	104	22	25	36	9	1	0	10	0	1	1	30	0	21	0	2
<b>TOTALS</b>	<b>.250</b>	<b>162</b>	<b>5499</b>	<b>718</b>	<b>1377</b>	<b>2090</b>	<b>232</b>	<b>35</b>	<b>137</b>	<b>667</b>	<b>82</b>	<b>43</b>	<b>29</b>	<b>602</b>	<b>40</b>	<b>917</b>	<b>46</b>	<b>27</b>

## 1962 ANGELS PITCHING

PITCHER	W-L	ERA	G	GS	CG	SHO	SV	IP	H	R	ER	HR	HB	BB	IB	SO	WP	BK
Belinsky	10-11	3.56	33	31	5	3	1	187.1	149	86	74	12	13	122★	3	145	9	0
Botz	2-1	3.43	35	0	0	0	2	63	71	30	24	7	2	11	0	24	0	1
Bowsfield	9-8	4.40	34	25	1	0	1	139	154	82	68	12	2	40	0	52	3	0
Chance	14-10	2.96	50	24	6	2	8	207	195	83	68	14	5	66	5	127	2	0
Darwin	0-1	12.00	1	1	0	0	0	3.1	8	6	4	0	0	0	0	6	0	0
Donohue	1-0	3.70	12	1	0	0	0	24.1	24	14	10	4	2	11	0	14	1	0
Duren	2-9	4.44	42	3	0	0	8	71	53	38	35	1	6	57	2	74	4	1
Fowler	4-3	2.81	48	0	0	0	5	77	67	25	24	6	1	25	3	38	1	0
Grba	8-9	4.55	40	29	1	0	1	176	185	101	89	19	2	75	5	90	4	1
Lee	8-8	3.11	27	22	4	2	1	153.1	153	64	53	12	3	39	1	74	2	0
McBride	11-5	3.50	24	23	6	4	0	149.1	136	66	58	9	9	70	3	83	5	0
Morgan	5-2	2.90	48	0	0	0	9	59.1	53	23	19	6	1	19	6	29	2	0
Navarro	1-1	4.80	9	0	0	0	0	15	20	9	8	2	0	4	2	11	3	0
Newman	0-1	10.50	4	1	0	0	0	6.1	11	7	7	0	0	3	1	4	0	0
Nuxhall	0-0	10.80	5	0	0	0	0	5.1	7	6	6	0	1	5	0	2	0	0
Osinski	6-4	2.82	33	0	0	0	4	54.1	45	22	17	3	0	30	3	44	1	0
Spring	4-2	4.02	57	0	0	0	6	65	66	32	29	7	2	30	10	31	2	0
Witt	1-1	8.10	5	2	0	0	0	10	15	12	9	4	0	5	0	10	0	0
<b>TOTALS</b>	<b>86-76</b>	<b>3.70</b>	<b>162</b>	<b>162</b>	<b>23</b>	<b>15</b>	<b>46</b>	<b>1466</b>	<b>1412</b>	<b>706</b>	<b>602</b>	<b>118</b>	<b>49</b>	<b>616</b>	<b>44</b>	<b>858</b>	<b>39</b>	<b>3</b>

WIN STREAK: 5, June 8-12 & July 17-21

LOSING STREAK: 6, Sept. 12-18

CLUB HISTORY



# YEAR BY YEAR STATISTICAL REVIEW



## 1963 ANGELS BATTING

PLAYER	AVG	G	AB	R	H	TB	2B	3B	HR	RBI	SH	SF	HP	BB	IBB	SO	SB	CS
Belinsky	.074	13	27	0	2	2	0	0	0	1	0	0	0	1	0	11	0	0
Chance	.150	45	80	5	12	13	1	0	0	3	7	0	0	2	0	38	0	0
Dees	.307	60	202	23	62	84	11	1	3	27	3	3	8	11	1	31	3	3
Duliba	.000	6	1	0	0	0	0	0	0	0	0	0	0	0	0	0	0	0
Foiles	.214	41	84	8	18	33	1	1	4	10	1	0	1	8	1	13	0	0
Fowler	.222	57	9	3	2	0	0	0	0	2	0	0	0	1	0	5	0	0
Foytack	.267	26	15	0	4	4	0	0	0	2	0	0	0	1	0	4	0	0
Fregosi	.287	154	592	83	170	250	29	12	9	50	9	5	0	36	3	104	2	2
Gateway	.000	4	8	0	0	0	0	0	0	0	0	0	0	0	0	5	0	0
Grba	.000	13	3	0	0	0	0	0	0	0	0	0	0	1	0	1	0	0
Hunt	.183	59	142	17	26	49	6	1	5	16	2	0	0	15	2	49	0	1
Kirkpatrick	.195	34	77	4	15	26	5	0	2	7	0	1	1	6	0	19	1	0
Koppe	.210	76	143	11	30	39	4	1	1	12	1	2	1	9	1	30	0	0
Kostro	.222	43	99	6	22	32	2	1	2	10	0	1	0	6	0	17	0	0
Lee, D.	.156	40	45	2	7	8	1	0	0	1	7	0	0	0	0	17	0	0
Lee, M.	.000	6	7	0	0	0	0	0	0	0	0	0	0	0	0	2	0	0
McBride	.172	38	87	9	15	23	6	1	0	6	5	3	0	1	0	32	0	0
Moeller	.000	3	0	0	0	0	0	0	0	0	0	0	0	0	0	0	0	0
Moran	.275	153	597	67	164	224	29	5	7	65	10	7	3	31	2	57	1	1
Morgan	.000	13	1	0	0	0	0	0	0	0	0	0	0	0	0	1	0	0
Navarro	.200	57	15	1	3	3	0	0	0	0	1	0	0	2	0	5	0	0
Nelson	.091	39	11	0	1	1	0	0	0	0	0	0	0	0	0	3	0	0
Newman	.250	12	16	1	4	4	0	0	0	0	0	0	0	0	0	7	0	0
Osinski	.111	47	45	3	5	5	0	0	0	2	2	1	1	0	0	11	0	0
Pearson	.304	154	578	92	176	230	26	5	6	47	10	1	3	92	5	37	17	10
Perry	.253	61	166	16	42	60	9	0	3	14	1	2	3	9	2	31	1	1
Piersall	.308	20	52	4	16	17	1	0	0	4	3	0	0	5	0	5	0	1
Rodgers	.233	100	300	24	70	88	6	0	4	23	7	2	2	29	2	35	2	2
Sadowski, E.	.172	80	174	24	30	45	1	1	4	15	2	1	0	17	5	33	2	1
Sadowski, R.	.250	88	144	12	36	45	6	0	1	22	1	2	0	15	2	34	2	1
Satriano	.180	23	50	1	9	10	1	0	0	2	0	0	0	9	2	10	0	0
Spring	.333	45	3	0	1	1	0	0	0	0	0	0	0	0	0	2	0	0
Thomas, G.	.210	53	167	14	35	56	7	1	4	15	1	0	1	9	1	32	0	0
Thomas, L.	.220	149	528	52	116	167	12	6	9	55	2	2	9	53	6	82	6	0
Torres	.261	138	463	40	121	167	32	1	4	51	5	6	3	30	0	73	1	0
Turley	.160	19	25	2	4	8	1	0	1	3	0	0	0	0	0	7	0	0
Wagner	.291	149	550	73	160	251	11	1	26	90	0	7	7	49	8	73	5	7
<b>TOTALS</b>	<b>.250</b>	<b>161</b>	<b>5506</b>	<b>597</b>	<b>1378</b>	<b>1947</b>	<b>208</b>	<b>38</b>	<b>95</b>	<b>551</b>	<b>84</b>	<b>46</b>	<b>431</b>	<b>448</b>	<b>43</b>	<b>916</b>	<b>43</b>	<b>30</b>

## 1963 ANGELS PITCHING

PITCHER	W-L	ERA	G	GS	CG	SHO	SV	IP	H	R	ER	HR	HB	BB	IB	SO	WP	BK
Belinsky	2-9	5.73	13	13	2	0	0	77	78	54	49	12	4	35	2	60	2	0
Chance	13-18	3.19	45	35	6	2	3	248	229	109	88	10	10	90	7	168	7	1
Duliba	1-1	1.13	6	0	0	0	1	7.2	3	1	1	0	0	6	0	4	0	0
Fowler	5-3	2.43	57	0	0	0	7	89	70	26	24	5	0	19	8	53	1	0
Foytack	5-5	3.71	25	8	0	0	1	70.1	68	35	29	9	0	29	6	37	1	1
Gateway	1-1	1.50	4	3	1	0	0	24	12	5	4	0	0	16	0	13	2	0
Grba	1-2	4.76	12	1	0	0	0	17.1	14	9	9	2	1	10	1	5	1	0
Lee, D.	8-11	3.68	40	22	3	2	1	154	148	74	63	12	9	51	4	89	5	0
Lee, M.	1-1	3.81	6	4	0	0	0	26	30	11	11	3	1	14	0	11	3	0
McBride	13-12	3.26	36	36	11	2	0	251	198	101	91	22	14	82	1	147	6	0
Moeller	0-0	6.75	3	0	0	0	0	2.2	5	2	2	1	0	1	0	2	1	1
Morgan	0-0	5.63	13	0	0	0	1	16.1	20	11	10	1	3	6	1	7	1	0
Navarro	4-5	2.90	57	0	0	0	5	90.1	75	36	29	7	2	32	6	53	4	0
Nelson	2-3	5.26	36	3	0	0	1	52.2	55	34	31	7	2	32	5	41	4	0
Newman	1-5	5.32	12	8	0	0	0	44	56	27	26	6	2	15	2	16	2	1
Osinski	8-8	3.28	47	16	4	1	0	159.1	145	66	58	15	2	80	6	100	6	0
Spring	3-0	3.08	45	0	0	0	1	38	40	18	13	3	0	9	0	13	0	1
Turley	2-7	3.30	19	12	3	2	0	87.1	71	41	32	5	2	51	6	70	2	0
<b>TOTALS</b>	<b>70-91</b>	<b>3.52</b>	<b>161</b>	<b>161</b>	<b>30</b>	<b>13</b>	<b>21</b>	<b>1455</b>	<b>1317</b>	<b>660</b>	<b>570</b>	<b>120</b>	<b>52</b>	<b>578</b>	<b>55</b>	<b>889</b>	<b>48</b>	<b>5</b>

WIN STREAK: 5, June 15-19 & July 27-30

LOSING STREAK: 10, June 30-July 12

CLUB HISTORY





# YEAR BY YEAR STATISTICAL REVIEW

## 1964 ANGELS BATTING

PLAYER	AVG	G	AB	R	H	TB	2B	3B	HR	RBI	SH	SF	HP	BB	IBB	SO	SB	CS
Adcock	.268	118	366	39	98	174	13	0	21	64	0	1	0	48	4	61	0	2
Belinsky	.095	23	42	2	4	5	1	0	0	1	5	0	0	2	0	11	0	0
Brunet	.182	10	11	0	2	2	0	0	0	1	1	0	1	0	0	5	0	0
Chance	.079	46	89	3	7	7	0	0	0	0	8	0	0	3	0	53	0	0
Clinton	.248	91	306	30	76	121	18	0	9	38	3	3	1	31	0	40	3	0
Dees	.077	26	26	3	2	3	1	0	0	1	0	0	1	1	0	4	1	2
Duliba	.000	58	5	1	0	0	0	0	0	0	1	0	0	0	0	2	0	0
Foiles	.250	4	4	0	1	1	0	0	0	0	0	0	0	0	0	2	0	0
Fowler	.000	4	1	0	0	0	0	0	0	0	0	0	0	0	0	1	0	0
Foytack	.000	2	0	0	0	0	0	0	0	0	0	0	0	0	0	0	0	0
Fregosi	.277	147	505	86	140	234	22	9	18	72	6	4	4	72	2	87	8	3
Gateway	.100	23	20	3	2	2	0	0	0	1	0	0	0	0	0	13	0	0
Green	.250	39	92	13	23	31	2	0	2	4	0	1	1	10	0	8	2	0
Hiatt	.375	9	16	2	6	6	0	0	0	2	0	0	0	2	0	3	0	0
Kelso	.000	10	6	1	0	0	0	0	0	0	0	0	0	1	0	5	0	0
Kirkpatrick	.242	75	219	20	53	78	13	3	2	22	0	4	2	23	6	30	2	2
Knoop	.216	162	486	42	105	136	8	1	7	38	7	3	5	46	6	109	3	2
Koppe	.257	54	113	10	29	35	4	1	0	6	2	0	0	14	1	16	0	0
Latman	.125	40	40	2	5	7	2	0	0	4	2	0	0	0	0	9	0	0
Lee, D.	.261	33	23	2	6	8	2	0	0	2	0	0	0	1	0	5	0	0
Lee, R.	.000	64	22	0	0	0	0	0	0	0	0	0	0	1	0	19	0	0
McBride	.214	29	28	0	6	6	0	0	0	2	2	0	1	6	0	7	0	0
Meyer	.000	6	5	0	0	0	0	0	0	0	2	0	0	0	0	3	0	0
Moran	.268	50	198	26	53	65	10	1	0	11	6	1	1	13	1	20	1	3
Navarro	.000	5	2	0	0	0	0	0	0	0	0	0	0	0	0	2	0	0
Newman	.180	39	61	5	11	14	0	0	1	3	5	0	0	4	0	23	0	0
Osinski	.056	47	18	1	1	1	0	0	0	0	2	0	0	1	0	5	0	0
Pearson	.223	107	265	34	59	72	5	1	2	16	4	0	1	35	2	22	6	4
Perry	.276	70	221	19	61	80	8	1	3	16	1	1	0	14	0	52	1	1
Piersall	.314	87	255	28	80	97	11	0	2	13	4	1	0	16	1	32	5	3
Power	.249	68	221	17	55	70	6	0	3	13	4	3	1	8	0	14	1	1
Reichardt	.162	11	37	0	6	6	0	0	0	0	0	0	0	1	1	12	1	0
Rodgers	.243	148	514	38	125	161	18	3	4	54	7	7	4	40	11	71	4	3
Satriano	.200	108	225	18	51	63	9	0	1	17	2	2	0	30	3	37	0	2
Schal	.125	17	32	3	4	4	0	0	0	0	0	0	0	2	0	5	0	1
Simpson	.140	21	50	11	7	14	1	0	2	4	0	0	0	8	0	15	2	2
Smith	.301	118	359	46	108	167	14	6	11	51	1	3	2	8	1	39	7	5
Spring	.000	6	0	0	0	0	0	0	0	0	0	0	0	0	0	0	0	0
Sukla	.000	2	0	0	0	0	0	0	0	0	0	0	0	0	0	0	0	0
Thomas	.273	47	172	14	47	63	8	1	2	24	3	1	0	18	1	22	1	0
Torres	.231	100	277	25	64	110	10	0	12	28	0	2	1	13	0	56	1	3
<b>TOTALS</b>	<b>.242</b>	<b>162</b>	<b>5362</b>	<b>544</b>	<b>1297</b>	<b>1843</b>	<b>186</b>	<b>27</b>	<b>102</b>	<b>508</b>	<b>78</b>	<b>37</b>	<b>26</b>	<b>472</b>	<b>40</b>	<b>920</b>	<b>49</b>	<b>39</b>

## 1964 ANGELS PITCHING

PITCHER	W-L	ERA	G	GS	CG	SHO	SV	IP	H	R	ER	HR	HB	BB	IB	SO	WP	BK
Belinsky	9-8	2.86	23	22	4	1	0	135.1	120	45	43	8	6	49	5	91	10	1
Brunet	2-2	3.61	10	7	0	0	0	42.1	38	17	17	2	0	25	1	36	1	0
Chance	20-9	1.65	46	35	15	11	4	278.1	194	56	51	7	2	86	9	207	9	0
Duliba	6-4	3.61	58	0	0	0	9	72.1	80	35	29	5	1	22	3	33	3	0
Fowler	0-2	10.29	4	0	0	0	1	7	8	8	8	2	1	5	2	5	0	0
Foytack	0-1	15.43	2	0	0	0	0	2.1	4	4	2	0	2	1	1	0	0	0
Gateway	3-3	2.24	15	7	0	0	0	60.1	59	18	15	4	1	12	1	25	2	0
Kelso	2-0	2.28	10	1	1	1	0	23.2	19	6	6	3	1	9	0	21	1	0
Latman	6-10	3.85	40	18	2	1	2	138	128	72	59	15	7	52	6	81	1	0
Lee, D.	5-4	2.71	33	8	0	0	2	89.2	99	39	27	6	1	25	1	73	1	0
Lee, R.	6-5	1.51	64	5	0	0	19	137	87	31	23	6	1	58	8	111	3	0
McBride	4-13	5.26	29	21	0	0	1	116.1	104	77	68	14	16	75	0	66	3	0
Meyer	1-1	5.00	6	5	0	0	0	18	25	10	10	2	1	13	0	13	0	0
Navarro	0-0	1.93	5	0	0	0	1	9.1	5	2	2	0	2	5	0	8	0	0
Newman	13-10	2.75	32	28	7	2	0	190	177	68	58	9	7	39	8	83	2	0
Osinski	3-3	3.48	47	4	1	1	2	93	87	47	36	8	2	39	7	88	4	0
Smith	1-4	2.84	15	1	0	0	0	31.2	34	13	10	5	1	10	1	20	2	0
Spring	1-0	2.70	6	0	0	0	0	3.1	3	1	1	1	0	3	1	0	0	0
Sukla	0-1	6.75	2	0	0	0	0	2.2	2	2	2	1	0	1	0	3	0	0
<b>TOTALS</b>	<b>82-80</b>	<b>2.91</b>	<b>162</b>	<b>162</b>	<b>30</b>	<b>28</b>	<b>41</b>	<b>1450.2</b>	<b>1273</b>	<b>551</b>	<b>469</b>	<b>100</b>	<b>50</b>	<b>530</b>	<b>54</b>	<b>965</b>	<b>42</b>	<b>1</b>

WIN STREAK: 11, June 16-26

LOSING STREAK: 5, May 27-June 1 & June 27-July 1



# YEAR BY YEAR STATISTICAL REVIEW



## 1965 ANGELS BATTING

PLAYER	AVG	G	AB	R	H	TB	2B	3B	HR	RBI	SH	SF	HP	BB	IBB	SO	SB	CS
Adcock	.241	122	349	30	84	140	14	0	14	47	0	0	1	37	3	74	2	2
Brunet	.054	41	56	3	3	5	2	0	0	1	6	0	0	4	0	34	0	1
Cardenal	.250	134	512	58	128	188	23	2	11	57	3	6	2	27	1	72	37	17
Chance	.093	36	75	3	7	8	1	0	0	5	5	0	0	5	0	56	0	0
Cimoli	.000	4	5	1	0	0	0	0	0	1	0	1	0	0	0	2	0	0
Clinton	.243	89	222	29	54	75	12	3	1	8	2	1	1	23	1	37	2	3
Coates	.000	17	1	0	0	0	0	0	0	0	0	0	0	0	0	0	0	0
Dees	.156	12	32	1	5	5	0	0	0	1	0	0	0	1	1	8	1	2
Egan	.263	18	38	3	10	12	0	1	0	1	0	0	0	3	0	12	0	0
Fregosi	.277	161	602	66	167	245	19	7	15	64	15	8	4	54	4	107	13	5
Gatewood	.214	46	14	1	3	4	1	0	0	0	0	0	0	2	0	5	0	1
Gotay	.247	40	77	6	19	26	4	0	1	3	1	0	0	4	2	9	0	0
Hernandez	.333	6	6	2	2	3	1	0	0	1	0	0	0	0	1	1	0	0
Kirkpatrick	.260	19	73	8	19	33	5	0	3	8	2	0	0	3	0	9	1	2
Knoop	.269	142	465	47	125	178	24	4	7	43	6	2	0	31	5	101	3	2
Koppe	.212	23	33	3	7	11	1	0	1	2	0	0	0	3	1	10	1	0
Latman	.000	18	2	0	0	0	0	0	0	0	0	0	0	0	0	1	0	0
Lee, D.	.333	10	3	0	1	2	1	0	0	0	0	0	0	0	0	1	0	0
Lee, R.	.143	69	21	1	3	6	0	0	1	3	4	0	1	0	0	7	0	0
Lopez	.203	52	69	10	14	19	2	0	1	2	7	1	0	2	0	23	1	0
McBride	.000	8	5	0	0	0	0	0	0	0	0	0	0	1	0	3	0	0
McGlothlin	.000	3	6	0	0	0	0	0	0	0	0	0	0	0	0	3	0	0
May	.200	30	30	2	6	9	3	0	0	1	2	0	1	4	0	15	0	0
Newman	.095	36	74	4	7	11	1	0	1	5	7	2	0	7	0	34	0	0
Pearson	.278	122	360	41	100	133	17	2	4	21	8	0	2	51	0	17	12	1
Piche	.000	14	1	0	0	0	0	0	0	0	0	0	0	0	0	0	0	0
Piersall	.268	53	112	10	30	45	5	2	2	12	3	0	1	5	1	15	2	2
Power	.259	124	197	11	51	63	7	1	1	20	6	0	1	5	1	13	2	2
Ranew	.209	41	91	12	19	26	4	0	1	10	2	2	0	7	0	22	0	0
Richardt	.267	20	75	8	20	27	4	0	1	6	0	0	1	5	0	12	4	1
Rodgers	.209	132	411	33	86	109	14	3	1	32	4	8	3	35	9	61	4	5
Roof	.136	9	22	1	3	3	0	0	0	0	0	0	0	0	0	6	0	0
Sanford	.143	9	7	0	1	1	0	0	0	0	1	0	0	0	0	2	0	0
Satriano	.165	47	79	8	13	18	2	0	1	4	0	0	0	10	1	10	1	1
Schaal	.224	155	483	48	108	151	12	2	9	45	7	4	1	61	8	88	6	3
Shockley	.187	40	107	5	20	28	2	0	2	17	0	2	1	9	0	16	0	0
Simpson	.222	8	27	2	6	7	1	0	0	3	0	1	0	2	0	8	1	0
Smith, B.G.	.228	23	57	1	13	16	3	0	0	5	1	1	1	2	0	10	0	1
Smith, W.	.261	136	459	52	120	194	14	9	14	57	1	5	1	32	10	60	9	8
Spangler	.260	51	96	17	25	26	1	0	0	1	0	0	0	8	0	9	4	0
Sukla	.000	25	0	0	0	0	0	0	0	0	0	0	0	0	0	0	0	0
Wantz	.000	1	0	0	0	0	0	0	0	0	0	0	0	0	0	0	0	0
<b>TOTALS</b>	<b>.239</b>	<b>162</b>	<b>5354</b>	<b>527</b>	<b>1279</b>	<b>1827</b>	<b>200</b>	<b>36</b>	<b>92</b>	<b>486</b>	<b>93</b>	<b>44</b>	<b>22</b>	<b>443</b>	<b>48</b>	<b>973</b>	<b>107</b>	<b>59</b>

## 1965 ANGELS PITCHING

PITCHER	W-L	ERA	G	GS	CG	SHO	SV	IP	H	R	ER	HR	HB	BB	IB	SO	WP	BK
Brunet	9-11	2.56	41	26	8	3	2	197	149	64	56	9	3	69	8	141	3	3
Chance	15-10	3.15	36	33	10	4	0	225.2	197	86	79	12	9	101	10	164	6	3
Coates	2-0	3.54	17	0	0	0	3	28	23	13	11	1	0	16	2	15	1	0
Gatewood	4-5	3.42	46	3	0	0	0	92	91	41	35	5	1	37	3	37	9	0
Latman	1-1	2.84	18	0	0	0	0	31.2	30	12	10	3	0	16	3	18	2	0
Lee, D.	0-1	6.28	10	0	0	0	0	14.1	21	11	10	4	1	5	2	12	1	0
Lee, R.	9-7	1.92	69	0	0	0	23	131	95	35	28	11	1	42	8	89	1	1
Lopez	14-13	2.93	35	32	8	1	1	215.1	185	79	70	12	4	82	6	122	10	0
May	4-9	3.92	30	19	2	1	0	124	111	59	54	7	4	78	1	76	9	0
McBride	0-3	6.14	8	4	0	0	0	22	24	17	15	1	2	14	0	11	1	0
McGlothlin	0-3	3.50	3	3	1	0	0	18	18	9	7	1	0	7	1	9	0	0
Newman	14-16	2.93	36	36	10	2	0	260.2	225	94	85	15	1	64	10	109	6	1
Piche	0-3	6.86	14	1	0	0	0	19.2	20	15	15	5	0	12	2	14	1	0
Sanford	1-2	4.60	9	5	0	0	1	29.1	35	16	15	2	0	10	1	13	2	1
Sukla	2-3	4.50	25	0	0	0	3	32	32	16	16	3	1	10	2	15	0	0
Wantz	0-0	18.00	1	0	0	0	0	1	3	2	2	0	0	0	0	2	0	0
<b>TOTALS</b>	<b>75-87</b>	<b>3.17</b>	<b>162</b>	<b>162</b>	<b>39</b>	<b>14</b>	<b>33</b>	<b>1441.2</b>	<b>1259</b>	<b>569</b>	<b>508</b>	<b>91</b>	<b>27</b>	<b>563</b>	<b>59</b>	<b>847</b>	<b>52</b>	<b>9</b>

WIN STREAK: 5, May 3-7

LOSING STREAK: 5, June 23-27

CLUB HISTORY





# YEAR BY YEAR STATISTICAL REVIEW

## 1966 ANGELS BATTING

PLAYER	AVG	G	AB	R	H	TB	2B	3B	HR	RBI	SH	SF	HP	BB	IBB	SO	SB	CS
Adcock	.273	83	231	33	63	133	10	3	18	48	0	3	0	31	6	48	2	2
Bailey	.000	5	3	0	0	0	0	0	0	0	0	0	0	1	0	1	0	0
Brunet	.103	41	68	5	7	11	1	0	1	3	1	0	0	2	0	34	0	0
Burdette	.125	54	8	0	1	1	0	0	0	1	0	0	0	0	0	3	0	0
Cardenal	.276	154	561	67	155	224	15	3	16	48	3	4	4	34	5	69	24	11
Chance	.026	41	76	1	2	2	0	0	0	8	0	1	3	0	0	54	0	0
Coates	.091	9	11	1	1	1	0	0	0	0	0	0	0	0	0	9	0	0
Egan, D.	.000	11	1	0	0	0	0	0	0	0	0	0	0	0	0	0	0	0
Egan, T.	.000	7	11	0	0	0	0	0	0	0	0	0	0	1	0	5	0	0
Fregosi	.252	162	611	78	154	239	32	7	13	67	10	6	2	67	1	89	17	8
Hernandez	.043	58	23	19	1	1	0	0	0	2	1	1	0	1	0	4	1	1
Johnstone	.264	61	254	35	67	96	12	4	3	17	2	0	1	11	1	36	3	3
Kelso	.000	5	1	0	0	0	0	0	0	0	0	0	0	0	0	0	0	0
Kirkpatrick	.192	117	312	31	60	102	7	4	9	44	6	3	5	51	8	67	7	4
Knoop	.232	161	590	54	137	228	18	11	17	72	9	7	1	43	8	144	1	5
Lee	.000	61	11	1	0	0	0	0	0	0	3	0	0	3	0	8	0	0
Lopez, M.	.190	55	58	10	11	13	2	0	0	2	3	0	0	3	0	27	0	1
Lopez, R.	.000	5	0	0	0	0	0	0	0	0	0	0	0	0	0	0	0	0
Malzone	.206	82	155	6	32	43	5	0	2	12	0	1	0	10	1	11	0	0
McGlothlin	.059	19	17	0	1	3	0	1	0	0	1	0	0	2	0	10	0	0
Montanez	.000	8	2	2	0	0	0	0	0	0	0	0	0	0	0	2	1	0
Morton	.220	15	50	4	11	12	1	0	0	4	2	0	0	2	0	6	1	1
Newman	.200	21	30	0	6	6	0	0	0	3	3	0	0	2	0	8	1	0
Pearson	.000	2	3	0	0	0	0	0	0	0	0	0	0	0	0	1	0	0
Piersall	.211	75	123	14	26	31	5	0	0	14	6	2	0	13	0	19	1	2
Reed	.000	19	6	0	0	0	0	0	0	0	0	0	0	0	0	4	0	0
Reichardt	.288	89	319	48	92	153	5	4	16	44	1	1	13	27	3	61	8	4
Rodgers	.236	133	454	45	107	154	20	3	7	48	0	6	2	29	8	57	3	4
Rojas	.071	47	14	0	1	2	1	0	0	0	1	0	0	1	0	5	0	0
Rubio	.000	7	8	0	0	0	0	0	0	0	1	0	0	0	0	5	0	0
Sanford	.136	50	22	1	3	5	2	0	0	1	1	1	0	2	0	12	0	0
Satriano	.239	103	226	16	54	65	5	3	0	24	2	0	0	27	2	32	3	3
Schaal	.244	138	386	59	94	141	15	7	6	24	0	2	5	68	0	56	6	4
Siebern	.247	125	336	29	83	114	14	1	5	41	0	5	0	63	7	61	0	1
Smith	.185	90	195	18	36	46	3	2	1	20	2	3	3	12	2	37	1	0
Spangler	.667	6	9	2	6	6	0	0	0	0	0	0	0	2	0	2	0	0
Sukla	.000	12	1	0	0	0	0	0	0	0	0	0	0	0	0	1	0	0
Vinson	.182	13	22	3	4	9	2	0	1	6	0	0	1	5	0	9	0	0
Warner	.211	45	123	22	26	53	4	1	7	16	0	1	0	9	0	55	0	0
Wright	.103	24	29	0	3	3	0	0	0	1	3	0	0	0	0	0	0	0
<b>TOTALS</b>	<b>.232</b>	<b>162</b>	<b>5360</b>	<b>604</b>	<b>1244</b>	<b>1897</b>	<b>179</b>	<b>54</b>	<b>122</b>	<b>562</b>	<b>69</b>	<b>46</b>	<b>38</b>	<b>525</b>	<b>52</b>	<b>1062</b>	<b>80</b>	<b>54</b>

## 1966 ANGELS PITCHING

PITCHER	W-L	ERA	G	GS	CG	SHO	SV	IP	H	R	ER	HR	HB	BB	IB	SO	WP	BK
Brunet	13-13	3.31	41	32	8	2	0	212	183	88	78	21	5	106	8	148	4	4
Burdette	7-2	3.39	54	0	0	0	5	79.2	80	32	30	4	1	12	2	27	2	2
Chance	12-17	3.08	41	37	11	2	1	259.2	206	113	89	18	7	114	9	180	8	0
Coates	1-1	3.98	9	4	1	1	0	31.2	32	16	14	3	0	10	0	16	1	0
Egan, D.	0-0	4.40	11	0	0	0	0	14.1	17	7	7	2	0	6	2	11	0	1
Kelso	1-1	2.38	5	0	0	0	0	11.1	11	3	3	1	1	6	1	11	0	0
Lee	5-4	2.74	61	0	0	0	12	101.2	90	39	31	8	1	31	2	46	2	1
Lopez, M.	7-14	3.93	37	32	6	2	1	199	188	95	87	20	9	68	2	132	12	0
Lopez, R.	0-1	5.14	4	1	0	0	0	7	4	5	4	1	0	4	0	2	1	1
McGlothlin	3-1	4.52	19	11	0	0	0	67.2	79	37	34	9	1	19	0	41	6	1
Newman	4-7	4.73	21	19	1	0	0	102.2	112	54	54	7	6	31	2	42	5	0
Reed	0-1	2.93	19	1	0	0	1	43	39	14	14	5	0	15	2	17	1	0
Rojas	7-4	2.88	47	2	0	0	10	84.1	83	28	27	9	1	15	2	37	1	0
Rubio	2-1	2.96	7	4	1	1	0	27.1	22	10	9	2	1	16	1	27	2	0
Sanford	13-7	3.83	50	6	0	0	5	108	108	51	46	11	4	27	6	54	3	1
Sukla	1-1	6.48	12	0	0	0	1	16.2	18	12	12	4	0	6	0	8	0	0
Wright	4-7	3.74	20	13	3	1	0	91.1	92	39	38	11	1	25	4	37	1	0
<b>TOTALS</b>	<b>80-82</b>	<b>3.56</b>	<b>162</b>	<b>162</b>	<b>31</b>	<b>12</b>	<b>36</b>	<b>1457.1</b>	<b>1364</b>	<b>643</b>	<b>577</b>	<b>136</b>	<b>38</b>	<b>511</b>	<b>43</b>	<b>836</b>	<b>49</b>	<b>11</b>

WIN STREAK: 7, June 13-18

LOSING STREAK: 6, May 15-22

CLUB HISTORY





# YEAR BY YEAR STATISTICAL REVIEW



## 1967 ANGELS BATTING

PLAYER	AVG	G	AB	R	H	TB	2B	3B	HR	RBI	SH	SF	HP	BB	IBB	SO	SB	CS
Brunet	.077	40	78	2	6	6	0	0	0	0	4	0	0	1	0	40	0	0
Burdette	.000	19	0	0	0	0	0	0	0	0	0	0	0	0	0	0	0	0
Cardenal	.236	108	381	40	90	131	13	5	6	27	6	1	2	15	0	63	10	5
Cimino	.417	46	12	1	5	5	0	0	0	0	0	0	0	0	0	4	0	0
Clark	.040	32	50	0	2	2	0	0	0	0	9	0	0	1	0	23	0	0
Coates	.333	25	3	0	1	2	1	0	0	0	0	0	0	0	0	1	0	0
Egan	.000	1	1	0	0	0	0	0	0	0	0	0	0	0	0	0	0	0
Fregosi	.290	151	590	75	171	233	23	6	9	56	7	0	5	49	2	77	9	6
Gabrielson	.083	11	12	2	1	1	0	0	0	2	0	0	0	2	0	4	0	0
Hall	.249	129	401	54	100	162	8	3	16	55	1	3	0	42	7	65	4	1
Hamilton	.158	26	38	1	6	6	0	0	0	1	2	0	0	0	0	16	0	0
Held	.220	58	141	15	31	46	3	0	4	17	5	0	2	18	0	41	0	2
Hibbs	.000	3	3	0	0	0	0	0	0	0	0	0	0	0	0	2	0	0
Johnstone	.209	79	230	18	48	63	7	1	2	10	2	0	0	5	0	37	3	2
Kelso	.105	69	19	0	2	2	0	0	0	0	2	0	0	0	0	13	0	0
Kirkpatrick	.000	3	8	0	0	0	0	0	0	0	0	0	0	0	0	2	0	0
Knoop	.245	159	511	51	125	180	18	5	9	38	6	2	1	44	13	136	2	2
Locke	.667	9	3	0	2	2	0	0	0	0	0	0	0	0	0	0	0	0
Lopez	.500	7	2	2	1	1	0	0	0	0	0	0	0	0	0	0	0	0
McFarlane	.227	12	22	0	5	5	0	0	0	3	0	1	0	1	0	7	0	0
McGlothlin	.140	32	57	5	8	9	1	0	0	4	7	0	0	3	0	26	0	0
Mincher	.273	147	487	81	133	237	23	3	25	76	2	1	4	69	9	69	0	3
Morton	.313	80	201	23	63	78	9	3	0	32	4	0	2	22	1	29	0	3
Newman	.000	3	1	0	0	0	0	0	0	0	0	0	0	0	0	0	0	0
Piersall	.000	5	3	0	0	0	0	0	0	0	1	0	0	0	0	2	0	0
Reichardt	.265	146	498	56	132	201	14	2	17	69	2	3	7	35	4	90	5	3
Repoz	.250	74	176	25	44	70	9	1	5	20	0	3	0	19	1	37	2	2
Rodgers	.219	139	429	29	94	131	13	3	6	41	6	4	2	34	5	55	1	4
Rodriguez	.238	29	130	14	31	39	3	1	1	8	1	0	0	2	0	21	1	0
Rojas	.059	72	17	0	1	1	0	0	0	1	3	0	0	1	0	10	0	0
Rubio	.333	3	3	1	1	1	0	0	0	0	0	0	0	1	0	0	0	0
Sanford	.200	12	15	0	3	5	0	1	0	1	2	0	0	1	0	9	0	0
Satriano	.224	90	201	13	45	64	7	0	4	21	1	0	0	28	3	25	1	0
Schaal	.188	99	272	31	51	80	9	1	6	20	7	4	1	38	3	39	2	2
Simmons	.222	14	9	1	2	3	1	0	0	1	1	0	0	0	0	3	0	0
Skowron	.220	62	123	8	27	34	2	1	1	10	0	0	4	4	1	18	0	0
Stubing	.000	5	5	0	0	0	0	0	0	0	0	0	0	0	0	4	0	0
Taylor	.308	23	52	5	16	22	3	0	1	3	0	0	0	4	0	8	0	0
Turner	.000	13	4	0	0	0	0	0	0	0	0	0	0	1	0	4	0	0
Wallace	.000	23	6	2	0	0	0	0	0	0	1	0	0	3	0	2	0	1
Weaver	.000	13	6	0	0	0	0	0	0	0	1	0	0	0	0	4	0	0
Werhas	.160	49	75	8	12	21	1	1	2	6	2	1	1	10	0	22	0	0
Willhite	.000	10	10	0	0	0	0	0	0	1	0	0	0	0	0	4	0	0
Wright	.273	23	22	4	6	8	2	0	0	1	3	0	0	0	0	9	0	0
<b>TOTALS</b>	<b>.238</b>	<b>161</b>	<b>5307</b>	<b>567</b>	<b>1265</b>	<b>1851</b>	<b>170</b>	<b>37</b>	<b>114</b>	<b>524</b>	<b>88</b>	<b>23</b>	<b>31</b>	<b>453</b>	<b>49</b>	<b>1021</b>	<b>40</b>	<b>36</b>

## 1967 ANGELS PITCHING

PITCHER	W-L	ERA	G	GS	CG	SHO	SV	IP	H	R	ER	HR	HB	BB	IB	SO	WP	BK
Brunet	11-19	3.31	40	37	7	2	1	250	203	99	92	19	4	90	9	165	5	0
Burdette	1-0	4.91	19	0	0	0	1	18.1	16	10	10	4	1	0	0	8	0	0
Cimino	3-3	3.26	46	1	0	0	1	88.1	73	38	32	12	2	31	4	80	2	0
Clark	12-11	2.59	32	30	1	1	0	174	144	69	50	15	6	69	0	81	12	1
Coates	1-2	4.30	25	1	0	0	0	52.1	47	26	25	5	4	23	5	39	2	0
Hamilton	9-6	3.24	26	20	0	0	0	119.1	104	47	43	6	1	63	3	74	11	0
Kelso	5-3	2.97	69	1	0	0	11	112	85	41	37	6	4	63	10	91	5	2
Locke	3-0	2.33	9	1	0	0	2	19.1	14	6	5	1	1	3	0	7	0	0
Lopez	0-2	9.00	4	3	0	0	0	9	11	10	9	1	0	9	0	6	2	1
McGlothlin	12-8	2.96	32	29	9	6	0	197.1	163	74	65	13	4	56	2	137	13	0
Newman	1-0	1.42	3	1	0	0	0	6.1	8	5	1	1	1	2	0	0	0	0
Rojas	12-9	2.52	72	0	0	0	27	121.2	106	45	34	7	3	38	17	83	5	1
Rubio	0-2	3.60	3	3	0	0	0	15	18	7	6	2	4	9	0	4	0	0
Sanford	3-2	4.47	12	9	0	0	0	48.1	53	26	24	6	0	7	1	21	0	1
Simmons	2-1	2.60	14	4	1	1	0	34.2	44	11	10	1	2	9	3	13	0	0
Turner	1-2	4.15	13	1	0	0	0	17.1	16	9	8	4	1	4	0	6	0	0
Weaver	3-0	2.67	13	2	0	0	1	30.1	26	11	9	2	1	9	2	20	1	0
Willhite	0-2	4.35	10	7	0	0	0	39.1	39	20	19	8	0	16	0	22	1	1
Wright	5-5	3.26	20	11	1	0	0	77.1	76	33	28	5	1	24	2	35	2	0
<b>TOTALS</b>	<b>84-77</b>	<b>3.19</b>	<b>161</b>	<b>161</b>	<b>19</b>	<b>14</b>	<b>39</b>	<b>1430.1</b>	<b>1246</b>	<b>587</b>	<b>507</b>	<b>118</b>	<b>40</b>	<b>525</b>	<b>58</b>	<b>892</b>	<b>61</b>	<b>7</b>

WIN STREAK: 7, July 17-25

LOSING STREAK: 7, Aug. 14-20

CLUB HISTORY





# YEAR BY YEAR STATISTICAL REVIEW

## 1968 ANGELS BATTING

PLAYER	AVG	G	AB	R	H	TB	2B	3B	HR	RBI	SH	SF	HP	BB	IBB	SO	SB	CS
Bennett	.077	16	13	0	1	1	0	0	0	2	0	0	0	0	0	9	0	0
Brunet	.081	39	74	3	6	6	0	0	0	2	4	0	1	2	0	38	0	1
Burgmeier	.000	71	2	7	0	0	0	0	0	0	0	0	0	1	0	0	1	0
Causey	.000	4	11	0	0	0	0	0	0	0	0	0	0	0	0	1	0	0
Cimino	.000	4	0	0	0	0	0	0	0	0	0	0	0	0	0	0	0	0
Clark	.107	21	28	2	3	3	0	0	0	3	0	0	0	0	0	14	0	0
Cottier	.194	33	67	2	13	19	4	1	0	1	0	0	0	2	0	15	0	0
Davallilo	.298	93	339	34	101	127	15	4	1	18	3	2	0	15	1	34	17	10
Egan	.116	16	43	2	5	9	1	0	1	4	0	0	0	2	0	15	0	0
Ellis	.045	42	44	3	2	2	0	0	0	0	7	0	2	0	0	21	0	0
Fregosi	.244	159	614	77	150	224	21	13	9	49	10	4	5	60	4	101	9	4
Hall	.214	46	126	15	27	33	3	0	1	8	0	0	0	16	3	19	1	0
Hamilton	.143	21	7	0	1	1	0	0	0	1	0	0	0	0	0	5	0	0
Harrelson	.100	10	10	0	1	1	0	0	0	0	0	0	0	0	0	8	0	0
Heffner	.000	7	0	0	0	0	0	0	0	0	0	0	0	1	0	0	0	0
Held	.111	33	45	4	5	6	1	0	0	1	0	0	2	5	0	15	0	0
Hinton	.195	116	267	28	52	89	10	3	7	23	2	3	0	24	3	61	3	1
Johnstone	.261	41	115	11	30	36	4	1	0	3	2	0	0	7	0	15	2	1
Kealey	.000	6	0	0	0	0	0	0	0	0	0	0	0	0	0	0	0	0
Kirkpatrick	.230	89	161	23	37	44	4	0	1	15	3	3	1	25	2	32	1	3
Knoop	.249	152	494	48	123	160	20	4	3	39	2	2	3	35	6	128	3	2
Llenas	.128	16	39	5	5	6	1	0	0	1	0	0	1	2	0	5	0	0
Locke	.000	29	3	0	0	0	0	0	0	0	0	0	0	0	0	0	0	0
McFarlane	.290	18	31	1	9	9	0	0	0	2	0	0	0	5	1	9	0	0
McGlothlin	.111	40	63	4	7	9	2	0	0	2	6	0	0	1	0	30	0	0
Messersmith	.100	29	20	1	2	3	1	0	0	1	4	0	0	0	0	10	0	0
Mincher	.236	120	399	35	94	147	12	1	13	48	6	6	4	43	6	65	0	2
Morton	.270	81	163	13	44	53	6	0	1	18	2	1	4	14	0	18	2	1
Murphy	.000	15	28	2	0	0	0	0	0	0	5	0	0	1	0	10	0	0
Pattin	.083	52	12	0	1	1	0	0	0	1	0	0	0	0	0	2	0	0
Reichardt	.255	151	534	62	136	225	20	3	21	73	3	4	18	42	2	118	8	7
Repoz	.240	133	375	30	90	139	8	1	13	54	2	8	3	38	3	83	8	7
Rodgers	.190	91	258	13	49	58	6	0	1	14	2	2	3	16	3	48	2	1
Rodriguez	.242	76	223	14	54	69	10	1	1	16	1	0	1	17	2	36	0	2
Rojas	.100	38	10	0	1	1	0	0	0	0	0	0	0	0	0	7	0	0
Satriano	.253	111	297	20	75	108	9	0	8	35	0	0	1	37	5	44	0	0
Schaal	.210	60	219	22	46	61	7	1	2	16	2	1	2	29	0	25	5	7
Sherry	.000	3	0	0	0	0	0	0	0	0	0	0	0	0	0	0	0	0
Spencer	.191	19	68	2	13	14	1	0	0	5	0	1	1	3	0	10	0	0
Tatum	.176	17	51	7	9	10	1	0	0	2	0	0	0	0	0	9	0	0
Trevino	.225	17	40	1	9	10	1	0	0	1	0	0	0	2	0	9	0	1
Weaver	.000	14	1	0	0	0	0	0	0	0	0	0	0	0	0	0	0	0
Wright	.216	51	37	7	8	10	2	0	0	2	2	0	0	2	0	11	0	0
<b>TOTALS</b>	<b>.227</b>	<b>162</b>	<b>5331</b>	<b>498</b>	<b>1209</b>	<b>1694</b>	<b>170</b>	<b>33</b>	<b>83</b>	<b>453</b>	<b>75</b>	<b>37</b>	<b>52</b>	<b>447</b>	<b>41</b>	<b>1080</b>	<b>62</b>	<b>50</b>

## 1968 ANGELS PITCHING

PITCHER	W-L	ERA	G	GS	CG	SHO	SV	IP	H	R	ER	HR	HB	BB	IB	SO	WP	BK
Bennett	0-5	3.54	16	7	1	0	1	48.1	46	22	19	6	4	17	0	36	0	0
Brunet	13-17	2.86	39	36	8	5	0	245.1	191	83	78	23	2	68	3	132	10	0
Burgmeier	1-4	4.33	56	2	0	0	6	72.2	65	41	35	5	0	24	3	33	1	0
Cimino	0-0	2.57	4	0	0	0	0	7	7	5	2	0	0	4	0	2	2	0
Clark	1-11	3.53	21	17	0	0	0	94.1	74	51	37	4	1	54	1	60	13	0
Ellis	9-10	3.95	42	24	3	0	2	164	150	80	72	22	6	56	4	93	1	0
Hamilton	3-1	3.32	21	2	1	0	2	38	34	15	14	0	0	15	1	18	5	0
Harrelson	1-6	5.08	10	5	1	0	0	33.2	28	23	19	4	1	26	0	22	4	0
Heffner	0-0	2.25	7	0	0	0	0	8	6	2	2	0	0	6	1	3	1	0
Kealey	0-1	2.70	6	0	0	0	0	10	10	3	3	0	0	5	2	4	0	0
Locke	2-3	6.44	29	0	0	0	2	36.1	51	29	26	3	1	13	3	21	2	1
McGlothlin	10-15	3.54	40	32	8	0	3	208.1	187	87	82	19	8	60	5	135	7	0
Messersmith	4-2	2.21	28	5	2	1	4	81.1	44	21	20	3	1	35	4	74	3	1
Murphy	5-6	2.17	15	15	3	0	0	99.1	67	30	24	5	5	28	0	56	2	0
Pattin	4-4	2.79	52	4	0	0	3	84	67	27	26	7	2	37	4	66	5	0
Rojas	4-3	4.25	38	0	0	0	6	55	55	29	26	11	0	15	4	33	5	0
Sherry	0-0	6.00	3	0	0	0	0	3	7	2	2	0	0	2	0	2	0	0
Weaver	0-1	2.38	14	0	0	0	0	22.2	22	7	6	4	0	10	2	8	0	0
Wright	10-6	3.94	41	13	2	1	3	125.2	123	58	55	13	2	44	6	71	7	0
<b>TOTALS</b>	<b>67-95</b>	<b>3.43</b>	<b>162</b>	<b>162</b>	<b>29</b>	<b>11</b>	<b>32</b>	<b>1437</b>	<b>1234</b>	<b>615</b>	<b>548</b>	<b>131</b>	<b>33</b>	<b>519</b>	<b>43</b>	<b>869</b>	<b>68</b>	<b>2</b>

WIN STREAK: 4, Apr. 28-May 1

LOSING STREAK: 6, Sept. 21-27

CLUB HISTORY



# YEAR BY YEAR STATISTICAL REVIEW



## 1969 ANGELS BATTING

PLAYER	AVG	G	AB	R	H	TB	2B	3B	HR	RBI	SH	SF	HP	BB	IBB	SO	SB	CS
Allen	.500	4	2	0	1	2	1	0	0	0	0	0	0	0	0	0	0	0
Alomar	.250	134	559	60	140	157	10	2	1	30	3	0	0	36	2	48	18	3
Amaro	.222	41	27	4	6	6	0	0	0	1	5	0	0	4	0	6	0	0
Azcue	.218	80	248	15	54	63	6	0	1	19	1	4	2	27	11	28	0	1
Borbon	.000	22	3	0	0	0	0	0	0	0	0	0	0	0	0	1	0	0
Bradley	.000	3	0	0	0	0	0	0	0	0	0	0	0	0	0	0	0	0
Brown	.160	13	25	3	4	5	1	0	0	0	0	0	0	6	0	1	0	0
Brunet	.037	23	27	1	1	2	1	0	0	0	2	0	0	3	0	13	0	0
Chance	.143	5	7	0	1	1	0	0	0	1	0	0	0	0	0	4	0	0
Clark	.500	6	2	0	1	1	0	0	0	0	0	0	0	0	0	0	0	0
Cottier	.000	2	2	0	0	0	0	0	0	0	0	0	0	0	0	0	0	0
Cowan	.304	28	56	10	17	30	1	0	4	10	0	0	1	3	1	9	0	0
Davalillo	.155	33	71	10	11	14	1	1	0	1	0	0	1	6	1	5	3	0
Egan	.142	46	120	7	17	33	1	0	5	16	0	3	1	17	2	41	0	1
Fisher	.000	52	13	0	0	0	0	0	0	2	0	0	0	0	0	8	0	0
Fregosi	.260	161	580	78	151	221	22	6	12	47	7	4	1	93	7	86	9	2
Geishert	.000	11	9	1	0	0	0	0	0	0	0	0	0	1	0	3	0	0
Hicks	.083	37	48	6	4	13	0	0	3	8	0	1	0	13	1	18	0	1
Johnson	.203	67	133	10	27	35	8	0	0	9	1	1	3	10	1	19	5	1
Johnstone	.270	148	540	64	146	206	20	5	10	59	8	6	5	38	5	75	3	9
Kealey	.000	15	9	0	0	0	0	0	0	0	0	0	0	0	0	6	0	0
Knoop	.197	27	71	5	14	18	1	0	1	6	0	1	0	13	1	16	1	3
Llenas	.170	34	47	4	8	10	2	0	0	0	0	0	0	2	0	10	0	0
May	.082	44	49	1	4	4	0	0	0	0	1	0	0	4	0	22	0	0
McGlothlin	.121	37	58	0	7	9	2	0	0	1	5	0	0	3	0	21	0	0
Messersmith	.156	42	77	5	12	14	2	0	0	5	6	0	0	8	0	28	0	0
Morton	.244	87	172	18	42	75	10	1	7	32	1	2	3	28	1	29	0	0
Murphy	.141	36	171	2	10	12	2	0	0	4	5	1	0	3	0	26	0	0
Ortega	.000	5	0	0	0	0	0	0	0	0	0	0	0	0	0	0	0	0
Perez	.231	13	13	3	3	3	0	0	0	0	0	0	0	2	0	1	0	0
Priddy	.000	15	2	0	0	0	0	0	0	1	0	0	0	1	0	2	0	0
Reichardt	.254	137	493	60	125	183	11	4	13	68	6	7	8	43	5	100	3	6
Repoz	.164	103	219	25	36	63	1	1	8	19	3	1	0	32	2	52	1	3
Rodgers	.196	18	46	4	9	10	1	0	0	2	0	0	1	5	1	8	0	0
Rodriguez	.232	159	561	47	130	172	17	2	7	49	4	7	2	32	11	88	5	3
Satriano	.259	41	108	5	28	33	2	0	1	16	2	2	1	18	1	15	0	2
Spencer	.254	113	386	39	98	148	14	3	10	31	8	0	2	26	6	53	1	0
Stuart	.157	22	51	3	8	13	2	0	1	4	0	0	0	3	0	21	0	0
Tatum, J.	.318	10	22	2	7	7	0	0	0	0	0	0	0	0	0	6	0	1
Tatum, K.	.286	45	21	3	6	13	1	0	2	2	2	0	1	0	0	8	0	0
Voss	.261	133	349	33	91	116	11	4	2	40	2	1	0	35	6	40	5	3
Washburn	.000	8	0	0	0	0	0	0	0	0	0	0	0	0	0	0	0	0
Wilhelm	.000	44	8	0	0	0	0	0	0	0	0	0	0	0	0	6	0	0
Wolf	.000	2	0	0	0	0	0	0	0	0	0	0	0	0	0	0	0	0
Wright	.182	40	11	0	2	2	0	0	0	0	0	0	0	1	0	6	0	0
<b>TOTALS</b>	<b>.230</b>	<b>163</b>	<b>5416</b>	<b>528</b>	<b>1221</b>	<b>1694</b>	<b>151</b>	<b>29</b>	<b>88</b>	<b>480</b>	<b>75</b>	<b>41</b>	<b>32</b>	<b>516</b>	<b>65</b>	<b>929</b>	<b>54</b>	<b>39</b>

## 1969 ANGELS PITCHING

PITCHER	W-L	ERA	G	GS	CG	SHO	SV	IP	H	R	ER	HR	HB	BB	IB	SO	WP	BK
Allen	0-1	5.40	4	1	0	0	0	10	5	7	6	1	0	10	0	5	0	0
Borbon	2-3	6.15	22	0	0	0	0	41	55	31	28	5	4	11	2	20	2	0
Bradley	0-1	27.00	3	0	0	0	0	2	9	9	6	1	0	0	0	2	0	0
Brunet	6-7	3.84	23	19	2	2	0	100.2	98	51	43	15	1	39	4	56	4	1
Clark	0-0	5.59	6	1	0	0	0	9.2	12	6	6	2	0	7	1	6	0	0
Fisher	3-2	3.63	52	1	0	0	2	96.2	100	46	39	9	1	28	3	47	0	0
Geishert	1-1	4.65	11	3	0	0	1	31	32	18	16	4	1	7	3	18	0	0
Kealey	2-0	3.93	15	3	1	1	0	36.2	48	18	16	4	1	13	1	17	2	0
May	10-13	3.44	43	25	4	0	2	180.1	142	81	69	20	3	66	5	133	3	4
McGlothlin	8-16	3.18	37	35	4	1	0	201	188	86	71	19	5	58	1	96	5	1
Messersmith	16-11	2.52	40	33	10	2	2	250	169	81	70	17	5	100	7	211	16	1
Murphy	10-16	4.21	36	35	4	0	0	215.2	213	110	101	12	21	69	3	100	16	0
Ortega	0-0	10.13	5	0	0	0	0	8	13	13	9	3	0	7	1	4	0	0
Priddy	0-1	4.78	15	0	0	0	0	26.1	24	14	14	4	0	7	1	15	2	0
Tatum, K.	7-2	1.36	45	0	0	0	22	86.1	51	13	13	1	4	39	5	65	5	0
Washburn	0-2	7.94	8	2	0	0	0	11.1	21	11	10	0	1	5	0	4	1	0
Wilhelm	5-7	2.47	44	0	0	0	10	65.2	45	21	18	4	3	18	4	53	5	0
Wolf	0-0	11.57	2	0	0	0	0	2.1	3	3	3	1	0	3	0	2	0	0
Wright	1-8	4.10	37	5	0	0	0	63.2	66	33	29	4	1	30	5	31	3	0
<b>TOTALS</b>	<b>71-91</b>	<b>3.54</b>	<b>163</b>	<b>163</b>	<b>25</b>	<b>9</b>	<b>39</b>	<b>1438.1</b>	<b>1294</b>	<b>652</b>	<b>566</b>	<b>126</b>	<b>51</b>	<b>517</b>	<b>46</b>	<b>885</b>	<b>64</b>	<b>7</b>

WIN STREAK: 6, Aug. 23-29

LOSING STREAK: 10, May 16-25

CLUB HISTORY





# YEAR BY YEAR STATISTICAL REVIEW

## 1970 ANGELS BATTING

PLAYER	AVG	G	AB	R	H	TB	2B	3B	HR	RBI	SH	SF	HP	BB	IBB	SO	SB	CS
Allen	.000	8	4	0	0	0	0	0	0	0	0	0	0	0	0	1	0	0
Alomar	.251	162	672	82	169	197	18	2	2	36	11	2	1	49	2	65	35	12
Azcue	.242	114	351	19	85	106	13	1	2	25	1	3	2	24	4	40	0	0
Bradley	.167	17	18	0	3	4	1	0	0	1	3	0	0	1	0	9	0	0
Brown	.000	5	4	0	0	0	0	0	0	0	0	0	0	0	0	0	0	0
Cowan	.276	68	134	20	37	63	9	1	5	25	0	0	1	11	2	29	0	1
Cox	.000	3	0	0	0	0	0	0	0	0	0	0	0	0	0	0	0	0
Doyle	.000	40	3	0	0	0	0	0	0	0	0	0	0	0	0	3	0	0
Egan	.238	79	210	14	50	68	6	0	4	20	1	2	1	14	1	67	0	0
Fisher	.091	67	11	1	1	1	0	0	0	3	0	0	0	0	0	3	0	0
Fregosi	.278	158	601	95	167	276	33	5	22	82	2	4	3	69	3	92	0	2
Garrett	.067	32	15	0	1	1	0	0	0	1	0	0	1	0	9	0	0	
Gonzalez	.304	26	92	9	28	33	2	0	1	12	2	0	1	2	0	11	3	2
Griffin	.127	18	55	2	7	8	1	0	0	4	1	0	0	6	1	5	0	0
Hicks	.250	4	4	0	1	1	0	0	0	0	0	0	0	0	2	0	0	0
Johnson	.3289	156	614	85	202	282	26	6	14	86	0	3	7	35	9	68	17	2
Johnstone	.238	119	320	34	76	129	10	5	11	39	3	3	1	24	6	53	1	0
Kealey	.250	17	4	0	1	1	0	0	0	0	0	0	0	0	0	3	0	0
LaRoche	.250	38	8	0	2	3	1	0	0	0	0	0	1	0	0	0	0	0
May	.087	38	69	0	6	8	2	0	0	2	2	1	0	4	0	31	0	0
McMullen	.232	124	422	50	98	155	9	3	14	61	1	3	3	59	10	81	1	0
Messersmith	.157	38	70	4	11	17	3	0	1	2	5	0	0	0	0	28	0	0
Murphy	.184	39	76	7	14	18	1	0	1	7	8	1	0	5	0	32	0	0
Oyler	.083	24	24	2	2	2	0	0	0	1	2	0	0	3	0	6	0	0
Perez	.000	3	3	0	0	0	0	0	0	0	0	0	0	0	0	0	0	0
Queen	.250	37	16	1	4	4	0	0	0	1	0	0	0	0	0	2	0	0
Reichardt	.167	9	6	1	1	1	0	0	0	1	0	1	0	3	1	0	0	0
Repos	.238	137	407	50	97	180	17	6	18	47	6	2	3	45	6	90	4	2
Reynolds	.250	59	120	11	30	38	3	1	1	6	0	0	1	6	0	10	1	1
Rivers	.320	17	25	6	8	10	2	0	0	3	1	0	1	3	0	5	1	0
Rodriguez	.270	17	63	6	17	23	2	2	0	7	0	0	1	3	0	6	0	1
Ruiz	.243	68	107	10	26	31	3	1	0	12	4	1	1	7	1	16	3	0
Shank	.000	1	0	0	0	0	0	0	0	0	0	0	0	0	0	0	0	0
Silverio	.000	15	15	1	0	0	0	0	0	0	0	0	0	2	1	4	0	1
Spencer	.274	146	511	61	140	204	20	4	12	68	6	5	0	28	6	61	0	2
Tatum, J.	.238	75	181	28	43	50	7	0	0	6	1	1	0	17	1	35	1	0
Tatum, K.	.182	62	11	2	2	5	0	0	1	3	0	0	0	0	5	0	0	0
Voss	.243	80	181	21	44	63	4	3	3	30	1	5	2	23	2	18	2	1
Wolf	.000	4	0	0	0	0	0	0	0	0	0	0	0	0	0	0	0	0
Wright	.171	47	105	9	18	28	4	0	2	10	4	0	0	2	0	32	0	0
<b>TOTALS</b>	<b>.251</b>	<b>162</b>	<b>5532</b>	<b>631</b>	<b>1391</b>	<b>2010</b>	<b>197</b>	<b>40</b>	<b>114</b>	<b>597</b>	<b>69</b>	<b>37</b>	<b>29</b>	<b>447</b>	<b>56</b>	<b>922</b>	<b>69</b>	<b>27</b>

## 1970 ANGELS PITCHING

PITCHER	W-L	ERA	G	GS	CG	SHO	SV	IP	H	R	ER	HR	HB	BB	IB	SO	WP	BK
Allen	1-1	2.63	8	2	0	0	0	24	23	7	7	0	1	11	2	13	2	0
Bradley	2-5	4.13	17	11	1	1	0	69.2	71	38	32	3	1	33	6	53	5	0
Cox	0-0	3.86	3	0	0	0	0	2.1	4	1	1	0	0	0	0	3	0	0
Doyle	3-1	5.14	40	0	0	0	5	42	43	25	24	7	1	21	3	34	2	2
Fisher	4-4	3.04	67	2	0	0	8	130.1	117	51	44	15	2	35	1	74	6	1
Garrett	5-6	2.65	32	7	0	0	0	74.2	48	23	22	6	1	44	9	53	2	3
Kealey	1-0	4.15	17	0	0	0	1	21.2	19	11	10	2	0	6	2	14	0	0
LaRoche	4-1	3.44	38	0	0	0	4	49.2	41	20	19	6	4	21	6	44	1	1
May	7-13	4.01	38	34	2	2	0	208.2	190	102	93	20	3	81	7	164	8	2
Messersmith	11-10	3.01	37	26	6	1	5	194.2	144	75	65	21	6	78	6	162	2	0
Murphy	16-13	4.24	39	38	5	2	0	227	223	114	107	32	7	81	10	99	8	1
Queen	3-6	4.20	34	3	0	0	9	60	58	28	28	5	5	28	6	44	0	0
Shank	0-0	0.00	1	0	0	0	0	3	2	0	0	0	0	2	0	1	0	0
Tatum, K.	7-4	2.94	62	0	0	0	17	88.2	68	35	29	12	5	26	5	50	6	0
Wolf	0-0	5.06	4	0	0	0	0	5.1	3	3	3	1	0	4	0	5	2	0
Wright	22-12	2.83	39	39	7	2	0	260.2	226	97	82	24	7	88	4	110	8	0
<b>TOTALS</b>	<b>86-76</b>	<b>3.48</b>	<b>162</b>	<b>162</b>	<b>21</b>	<b>10</b>	<b>49</b>	<b>1462.1</b>	<b>1280</b>	<b>630</b>	<b>566</b>	<b>154</b>	<b>43</b>	<b>559</b>	<b>67</b>	<b>923</b>	<b>52</b>	<b>10</b>

WIN STREAK: 5, Apr. 7-12 & Sept. 27-Oct. 1

LOSING STREAK: 9, Sept. 4-12

CLUB HISTORY



# YEAR BY YEAR STATISTICAL REVIEW



## 1971 ANGELS BATTING

PLAYER	AVG	G	AB	R	H	TB	2B	3B	HR	RBI	SH	SF	HP	BB	IBB	SO	SB	CS
Allen	.294	54	17	2	5	8	0	0	1	1	0	0	0	0	0	5	0	0
Alomar	.260	162	689	77	179	221	24	3	4	42	7	2	0	41	4	60	39	10
Berry	.221	111	298	29	66	92	17	0	3	22	3	4	3	18	0	33	3	2
Christensen	.270	29	63	4	17	18	1	0	0	3	2	0	0	6	1	5	0	1
Clark	.267	11	15	1	4	4	0	0	0	1	0	0	0	0	0	4	0	0
Conigliaro	.222	74	266	23	59	89	18	0	4	15	1	1	1	23	1	52	3	3
Cowan	.276	74	174	12	48	68	8	0	4	20	1	0	0	7	1	41	1	1
Fisher	.063	57	16	0	1	1	0	0	0	0	1	0	0	2	0	7	0	0
Fregosi	.233	107	347	31	81	113	15	1	5	33	5	3	5	39	6	61	2	1
Gonzalez	.245	111	314	32	77	99	9	2	3	38	2	3	3	28	5	28	0	1
Hassler	.000	6	5	0	0	0	0	0	0	0	1	0	0	0	0	1	0	0
Johnson	.260	65	242	19	63	77	8	0	2	21	1	1	2	15	3	34	5	2
Kusnyer	.154	6	13	0	2	2	0	0	0	0	0	0	0	0	0	3	0	0
LaRoche	.091	56	11	0	1	1	0	0	0	0	1	0	0	1	0	3	0	0
Lasher	.000	2	0	0	0	0	0	0	0	0	0	0	0	0	0	0	0	0
Maloney	.200	13	5	0	1	1	0	0	0	0	0	0	0	0	0	1	0	0
May	.147	32	68	2	10	11	1	0	0	4	2	0	0	4	0	40	0	0
McMullen	.250	160	593	63	148	234	19	2	21	68	4	4	3	53	10	74	1	1
Meoli	.000	7	3	0	0	0	0	0	0	0	0	0	0	0	0	1	0	0
Messersmith	.172	39	93	8	16	24	2	0	2	5	6	0	0	5	0	30	0	0
Moses	.227	69	181	12	41	65	8	2	4	15	1	1	0	10	4	34	0	0
Murphy	.173	37	75	5	13	16	3	0	0	6	6	0	0	2	0	19	0	0
O'Brien	.199	90	251	25	50	75	8	1	5	21	4	0	1	15	4	33	0	2
Parker	.229	20	70	4	16	21	0	1	1	6	0	0	0	2	0	20	1	1
Queen	.000	45	8	0	0	0	0	0	0	1	1	1	0	1	0	0	0	0
Repoz	.199	113	297	39	59	111	11	1	13	42	0	2	1	60	6	69	3	5
Reynolds, A.	.000	15	2	0	0	0	0	0	0	0	0	0	0	0	0	1	0	0
Reynolds, T.	.186	45	86	4	16	25	3	0	2	8	2	0	3	9	1	6	0	1
Rivers	.265	78	268	31	71	90	12	2	1	12	8	0	1	19	1	38	13	1
Ruiz	.263	31	19	4	5	5	0	0	0	3	0	0	0	2	0	7	1	0
Silverio	.333	3	3	0	1	1	0	0	0	0	0	0	0	0	0	0	0	0
Spencer	.237	148	510	50	121	200	21	2	18	59	6	5	3	48	7	63	0	1
Stephenson	.219	98	279	24	61	87	17	0	3	25	2	2	3	22	6	21	0	0
Torborg	.203	55	123	6	25	30	5	0	0	5	3	1	0	3	1	6	0	0
Wright	.154	40	91	4	14	19	3	1	0	5	9	1	0	6	0	27	0	1
Wynne	.000	3	0	0	0	0	0	0	0	0	0	0	0	0	0	0	0	0
<b>TOTALS</b>	<b>.231</b>	<b>162</b>	<b>5495</b>	<b>511</b>	<b>1271</b>	<b>1808</b>	<b>213</b>	<b>18</b>	<b>96</b>	<b>477</b>	<b>83</b>	<b>31</b>	<b>29</b>	<b>441</b>	<b>61</b>	<b>827</b>	<b>72</b>	<b>34</b>

## 1971 ANGELS PITCHING

PITCHER	W-L	ERA	G	GS	CG	SHO	SV	IP	H	R	ER	HR	HB	BB	IB	SO	WP	BK
Allen	4-6	2.49	54	1	0	0	15	94	75	29	26	4	0	40	8	72	5	2
Clark	2-1	2.86	11	7	1	1	1	44	36	15	14	6	2	28	2	28	4	0
Fisher	10-8	2.72	57	3	0	0	3	119	92	46	36	11	2	50	5	82	4	0
Hassler	0-3	3.86	6	4	0	0	0	18.2	25	10	8	0	1	15	2	13	2	0
LaRoche	5-1	2.50	56	0	0	0	9	72	55	21	20	3	1	27	10	63	2	0
Lasher	0-0	27.00	2	0	0	0	0	1.1	4	4	4	0	0	2	0	0	0	0
Maloney	0-3	5.04	13	4	0	0	0	30.1	35	18	17	3	1	24	2	13	3	0
May	11-12	3.02	32	31	7	2	0	208.1	160	74	70	12	2	87	6	156	0	0
Messersmith	20-13	2.99	38	38	14	4	0	276.2	224	112	92	16	7	121	6	179	9	0
Murphy	6-17	3.77	37	36	7	0	0	243.1	228	108	102	24	9	82	9	89	17	1
Queen	2-2	1.78	44	0	0	0	4	65.2	49	17	13	3	8	29	6	53	6	1
Reynolds, A.	0-3	4.61	15	1	0	0	0	27.1	32	15	14	2	0	18	5	15	1	0
Wright	16-17	2.99	37	37	10	2	0	276.2	225	105	92	17	3	82	10	135	7	0
Wynne	0-0	4.91	3	0	0	0	0	3.2	6	2	2	0	0	2	0	6	0	0
<b>TOTALS</b>	<b>76-86</b>	<b>3.10</b>	<b>162</b>	<b>162</b>	<b>39</b>	<b>11</b>	<b>32</b>	<b>1481</b>	<b>1246</b>	<b>576</b>	<b>510</b>	<b>101</b>	<b>36</b>	<b>607</b>	<b>71</b>	<b>904</b>	<b>60</b>	<b>4</b>

WIN STREAK: 7, Apr. 12-18

LOSING STREAK: 4, three times

CLUB HISTORY





# YEAR BY YEAR STATISTICAL REVIEW

## 1972 ANGELS BATTING

PLAYER	AVG	G	AB	R	H	TB	2B	3B	HR	RBI	SH	SF	HP	BB	IBB	SO	SB	CS
Allen	.118	42	17	0	2	2	0	0	0	0	3	0	0	0	0	8	0	0
Alomar	.239	155	610	65	146	175	20	3	1	25	6	3	0	47	5	55	20	12
Azcue	.000	3	2	0	0	0	0	0	0	0	0	0	0	0	0	1	0	0
Barber	.143	34	7	0	1	1	0	0	0	0	2	0	0	3	0	4	0	0
Berry	.289	119	409	41	118	154	15	3	5	39	12	1	2	35	2	47	5	3
Cardenas	.223	150	551	25	123	156	11	2	6	42	13	1	2	35	4	73	1	2
Clark	.097	27	31	0	3	3	0	0	0	1	0	0	1	0	14	0	0	0
Coletta	.300	14	30	5	9	13	1	0	1	7	0	0	0	1	0	4	0	0
Cowan	.000	3	3	0	0	0	0	0	0	0	0	0	0	0	2	0	0	0
Doyle	.000	2	0	0	0	0	0	0	0	0	0	0	0	0	0	0	0	0
Dukes	.000	7	0	0	0	0	0	0	0	0	0	0	0	0	0	0	0	0
Fisher	.118	43	17	1	2	2	0	0	0	1	0	0	0	0	8	0	0	0
Foster	.000	8	0	0	0	0	0	0	0	0	0	0	0	0	0	0	0	0
Hiatt	.289	22	45	4	13	18	0	1	1	5	0	0	0	5	0	11	0	0
Howard	.263	11	38	4	10	11	1	0	0	2	0	0	1	1	0	3	0	0
Kosco	.213	49	142	15	34	60	4	2	6	13	1	2	1	5	1	23	1	0
Kusnyer	.207	64	179	13	37	47	2	1	2	13	1	0	1	16	3	33	0	0
Lange	.000	2	3	0	0	0	0	0	0	0	0	0	0	0	0	0	0	0
Llenas	.266	44	64	3	17	20	3	0	0	7	0	2	0	0	8	0	0	0
May	.113	35	62	3	7	8	1	0	0	1	2	0	0	3	0	29	0	0
McMullen	.269	137	472	36	127	174	18	1	9	34	1	2	0	48	2	59	1	2
Messersmith	.189	26	53	2	10	13	3	0	0	2	0	0	0	3	0	13	1	0
Motton	.154	42	39	6	6	7	1	0	0	1	0	0	0	5	0	12	0	0
Murphy	.000	6	1	0	0	0	0	0	0	0	0	0	0	0	1	0	0	0
O'Brien	.179	36	39	10	7	12	2	0	1	1	0	0	0	6	0	10	0	0
Oliver	.269	134	509	47	137	222	20	4	19	70	0	5	3	27	8	97	4	3
Parker	.213	36	80	11	17	25	2	0	2	8	0	2	0	9	0	17	0	2
Pinson	.275	136	484	56	133	182	24	2	7	49	4	4	5	30	12	54	17	6
Queen	.000	17	2	0	0	0	0	0	0	0	0	0	0	1	0	1	0	0
Repoz	.333	3	3	0	1	1	0	0	0	0	0	0	0	0	2	0	0	0
Rivers	.214	58	159	18	34	44	6	2	0	7	8	0	1	8	1	26	4	3
Rose	.200	16	10	1	2	5	0	0	1	1	1	0	0	1	0	3	0	0
Ryan	.135	39	96	4	13	20	5	1	0	3	1	0	0	2	0	48	1	0
Sells	.000	10	0	0	0	0	0	0	0	0	0	0	0	0	0	5	0	0
Silverio	.167	13	12	1	2	2	0	0	0	0	0	0	0	0	5	0	0	0
Spencer	.222	82	212	13	47	55	5	0	1	14	0	1	0	12	1	25	0	1
Stanton	.251	127	402	44	101	158	15	3	12	39	2	2	4	22	4	100	2	3
Stephenson	.274	66	146	14	40	51	3	1	2	17	0	0	4	11	5	8	0	0
Torborg	.209	59	153	5	32	35	3	0	0	8	0	0	1	14	4	21	0	0
Wright	.217	35	83	7	18	30	6	0	2	13	6	0	0	4	0	25	0	0
<b>TOTALS</b>	<b>.242</b>	<b>155</b>	<b>5165</b>	<b>454</b>	<b>1249</b>	<b>1706</b>	<b>171</b>	<b>26</b>	<b>78</b>	<b>420</b>	<b>66</b>	<b>25</b>	<b>25</b>	<b>358</b>	<b>52</b>	<b>850</b>	<b>57</b>	<b>37</b>

## 1972 ANGELS PITCHING

PITCHER	W-L	ERA	G	GS	CG	SHO	SV	IP	H	R	ER	HR	HB	BB	IB	SO	WP	BK
Allen	3-7	3.48	42	6	0	0	5	85.1	76	38	33	7	3	55	5	53	8	0
Barber	4-4	2.02	34	3	0	0	2	58	37	16	13	4	1	30	11	34	1	0
Clark	4-9	4.50	26	15	2	0	1	109.2	105	59	55	10	2	55	2	61	7	0
Doyle	0-0	0.00	2	0	0	0	0	2.1	2	0	0	0	0	3	0	4	0	1
Dukes	0-1	1.64	7	0	0	0	1	11	11	3	2	1	1	0	0	8	1	0
Fisher	4-5	3.76	43	1	0	0	4	81.1	73	35	34	6	0	31	3	32	0	0
Foster	0-1	4.97	8	0	0	0	0	12.2	12	8	7	3	2	6	0	11	1	0
Lange	0-0	3.65	2	1	0	0	0	7.2	7	4	4	0	0	2	0	8	1	0
May	12-11	2.94	35	30	10	3	1	205.1	162	79	67	15	0	82	6	169	3	0
Messersmith	8-11	2.81	25	21	10	3	2	169.2	125	56	53	5	2	68	8	142	2	1
Murphy	0-0	5.40	6	0	0	1	0	10	13	6	6	0	0	8	1	2	1	0
Queen	0-0	4.35	17	0	0	0	0	31	31	17	15	2	3	19	1	19	1	0
Rose	1-4	4.22	16	4	0	0	0	42.2	49	25	20	9	0	19	5	39	0	1
Ryan	19-16	2.28	39	39	20	9★	0	284	166	80	72	14	10	157★	4	329★	18★	0
Sells	2-0	2.81	10	0	0	0	0	16	11	6	5	0	0	5	1	2	1	0
Wright	18-11	2.98	35	35	15	2	0	251	229	101	83	14	4	80	6	87	4	0
<b>TOTALS</b>	<b>75-80</b>	<b>3.06</b>	<b>155</b>	<b>155</b>	<b>57</b>	<b>18</b>	<b>16</b>	<b>1377.2</b>	<b>1109</b>	<b>533</b>	<b>469</b>	<b>90</b>	<b>28</b>	<b>620</b>	<b>53</b>	<b>1000</b>	<b>49</b>	<b>3</b>

WIN STREAK: 6, Sept. 24-30

LOSING STREAK: 6, July 16-21

CLUB HISTORY



# YEAR BY YEAR STATISTICAL REVIEW



## 1973 ANGELS BATTING

PLAYER	AVG	G	AB	R	H	TB	2B	3B	HR	RBI	SH	SF	HP	BB	IBB	SO	SB	CS
Alomar	.238	136	470	45	112	121	7	1	0	28	12	3	0	34	1	44	25	10
Berry	.284	136	415	48	118	142	11	2	3	36	8	2	1	26	0	50	1	6
Brooks	.143	4	7	0	1	1	0	0	0	0	0	0	0	0	0	3	0	0
Chalk	.232	24	69	14	16	18	2	0	0	6	0	0	1	9	0	13	0	0
DaVanon	.245	41	49	6	12	15	3	0	0	2	0	0	0	3	0	9	1	2
Epstein	.215	91	312	30	67	103	8	2	8	32	0	2	5	34	2	54	0	0
Gallagher	.273	110	311	16	85	93	6	1	0	26	1	4	1	35	3	31	1	3
Grabarkewitz	.163	61	129	27	21	38	6	1	3	9	1	0	1	28	0	27	2	2
Howard	.095	8	21	2	2	2	0	0	0	1	0	1	0	1	0	6	0	0
Kusnyer	.125	41	64	5	8	10	2	0	0	3	0	1	0	2	0	12	0	1
Llenas	.269	78	130	16	35	39	1	0	1	25	2	4	1	10	0	16	0	0
McCraw	.265	99	264	25	70	86	7	0	3	24	0	1	2	30	1	42	3	2
Meoli	.223	120	305	36	68	88	12	1	2	23	3	5	0	31	1	38	2	4
Oliver	.265	151	544	51	144	224	24	1	18	89	0	4	5	33	7	100	1	1
Parker	.225	38	102	14	23	27	2	1	0	7	3	1	1	8	1	23	0	1
Pinson	.260	124	466	56	121	171	14	6	8	57	8	7	0	20	3	55	5	5
Rivers	.349	30	129	26	45	59	6	4	0	16	3	0	1	8	0	11	8	3
Robinson	.266	147	534	85	142	261	29	0	30	97	1	3	10	82	12	93	1	1
Sands	.273	17	33	5	9	16	2	1	1	5	0	0	0	5	1	10	0	0
Scheinblum	.328	77	229	28	75	98	10	2	3	21	2	1	1	35	6	27	0	0
Spencer	.241	29	87	10	21	35	4	2	2	11	1	1	1	9	1	9	0	0
Stanton	.235	119	306	41	72	109	9	2	8	34	2	2	2	27	2	88	3	3
Stelmasek	.154	22	26	2	4	5	1	0	0	3	1	0	0	6	0	7	0	0
Stephenson	.246	60	122	9	30	38	5	0	1	9	2	0	1	7	1	7	0	0
Torborg	.220	102	255	20	56	66	7	0	1	18	7	1	0	21	0	32	0	2
Valentine	.302	32	126	12	38	50	5	2	1	13	3	2	0	5	0	9	6	1
<b>TOTALS</b>	<b>.253</b>	<b>162</b>	<b>5505</b>	<b>629</b>	<b>1395</b>	<b>1915</b>	<b>183</b>	<b>29</b>	<b>93</b>	<b>595</b>	<b>60</b>	<b>45</b>	<b>34</b>	<b>509</b>	<b>42</b>	<b>816</b>	<b>59</b>	<b>47</b>

## 1973 ANGELS DESIGNATED HITTERS

PLAYER	AVG	G	AB	R	H	TB	2B	3B	HR	RBI	SH	SF	HP	BB	IBB	SO	SB	CS
Grabarkewitz	.091	5	22	2	5	0	0	1	1	1	1	0	0	2	0	5	0	1
Llenas	.125	3	8	2	1	1	0	0	0	0	0	0	0	2	0	2	0	0
McCraw	.297	9	37	2	11	17	0	0	2	4	0	0	0	2	0	4	0	0
Oliver	.200	11	40	3	8	13	0	1	1	8	0	0	2	2	1	5	0	0
Parker	.000	2	2	0	0	0	0	0	0	0	0	0	0	0	0	2	0	0
Robinson	.260	127	466	75	121	224	25	0	26	84	1	3	9	76	10	82	1	1
Scheinblum	.417	7	24	4	10	14	1	0	1	2	0	0	0	5	1	3	0	0
Spencer	.000	1	3	0	0	0	0	0	0	0	0	0	0	1	0	1	0	0
<b>TOTALS</b>	<b>.254</b>	<b>162</b>	<b>602</b>	<b>88</b>	<b>153</b>	<b>274</b>	<b>26</b>	<b>1</b>	<b>31</b>	<b>99</b>	<b>2</b>	<b>3</b>	<b>11</b>	<b>90</b>	<b>12</b>	<b>104</b>	<b>1</b>	<b>2</b>

## 1973 ANGELS PITCHING

PITCHER	W-L	ERA	G	GS	CG	SHO	SV	IP	H	R	ER	HR	HB	BB	IB	SO	WP	BK
Allen	0-0	10.38	5	0	0	0	1	8.2	15	10	10	0	0	5	0	4	2	0
Barber	3-2	3.53	50	1	0	0	4	89.1	90	40	35	5	3	32	3	58	4	0
Hand	4-3	3.62	16	6	0	0	0	54.2	58	29	22	5	1	21	0	19	2	0
Hassler	0-4	3.69	7	4	1	0	0	31.2	33	23	13	0	3	19	0	19	2	1
Lange	2-1	4.44	17	4	1	0	0	52.2	61	30	26	9	1	21	2	27	1	0
May	7-17	4.38	34	28	10	4	0	185	177	101	90	20	3	80	9	134	6	3
Monteagudo	2-1	4.20	15	0	0	0	3	30	23	18	14	2	4	16	3	8	2	0
Perranoski	0-2	4.09	8	0	0	0	0	11	11	5	5	0	1	7	0	5	1	0
Ryan	21-16	2.87	41	39	26	4	1	326	238	113	104	18	7	162★	2	383★	15	0
Sells	7-2	3.71	51	0	0	0	10	68	72	30	28	2	5	35	6	25	8	1
Singer	20-14	3.22	40	40	19	2	0	315.2	280	124	113	15	9	130	5	241	7	1
Tanana	2-2	3.08	4	4	2	1	0	26.1	20	11	9	2	0	8	0	22	2	0
Wilshusen	0-0	81.00	1	0	0	0	0	.1	0	3	3	0	1	2	0	0	0	0
Wright	11-19	3.68	37	36	13	1	0	257	273	120	105	26	3	76	0	65	4	0
<b>TOTALS</b>	<b>79-83</b>	<b>3.57</b>	<b>162</b>	<b>162</b>	<b>72</b>	<b>13</b>	<b>19</b>	<b>1456.1</b>	<b>1351</b>	<b>657</b>	<b>577</b>	<b>104</b>	<b>41</b>	<b>614</b>	<b>30</b>	<b>1010</b>	<b>56</b>	<b>6</b>

WIN STREAK: 5, May 12-16

LOSING STREAK: 5, May 6-11 & June 21-27

CLUB HISTORY





# YEAR BY YEAR STATISTICAL REVIEW

## 1974 ANGELS BATTING

PLAYER	AVG	G	AB	R	H	TB	2B	3B	HR	RBI	SH	SF	HP	BB	IBB	SO	SB	CS
Alomar	.222	46	54	12	12	14	0	1	0	1	1	0	0	2	0	8	2	0
Balaz	.238	14	42	4	10	13	0	0	1	5	1	0	1	2	0	10	0	0
Bochte	.270	57	196	24	53	74	4	1	5	26	4	2	1	18	0	23	6	3
Chalk	.252	133	465	44	117	147	9	3	5	31	9	4	7	30	1	57	10	10
Doherty	.256	74	223	20	57	82	14	1	3	15	4	1	0	8	1	13	2	1
Doyle	.260	147	511	47	133	159	19	2	1	34	9	2	1	25	2	49	6	7
Egan	.117	43	94	4	11	11	0	0	0	4	6	0	1	8	0	40	1	0
Epstein	.161	18	62	10	10	24	2	0	4	6	0	0	1	10	0	13	0	0
Heise	.267	29	75	7	20	27	7	0	0	6	3	0	0	5	0	10	0	1
Howard	.231	22	39	5	9	11	0	1	0	5	1	0	0	2	0	1	1	0
Lahoud	.271	127	325	46	88	149	16	3	13	44	1	1	3	47	3	57	4	5
Llenas	.261	72	138	16	36	48	6	0	2	17	1	7	0	11	1	19	0	0
McCraw	.286	56	119	21	34	51	8	0	3	17	0	1	0	12	2	13	2	1
Meoli	.244	36	90	9	22	24	2	0	0	3	2	0	0	8	0	10	2	4
Nettles	.274	56	175	27	48	52	4	0	0	8	2	0	0	16	0	38	20	11
Oliver	.248	110	359	22	89	124	9	1	8	55	0	6	1	16	2	51	2	1
Ramirez	.163	31	86	4	14	14	0	0	0	7	4	1	0	6	0	23	2	1
Rivers	.285	118	466	69	133	183	19	11	3	31	11	1	1	39	0	47	30	13
Robinson	.251	129	427	75	107	197	26	2	20	63	1	5	10	75	14	85	5	1
Rodriguez	.253	140	395	48	100	141	20	0	7	36	8	4	9	69	6	56	4	5
Sands	.193	43	83	6	16	30	2	0	4	13	0	1	1	23	2	17	0	0
Schaal	.248	53	165	10	41	52	5	0	2	20	0	0	0	18	1	27	2	2
Scheinblum	.154	10	26	1	4	4	0	0	0	2	0	0	0	1	0	2	0	0
Stanton	.267	118	415	48	111	169	21	2	11	62	6	5	5	33	3	107	10	8
Valentine	.261	117	371	39	97	122	10	3	3	39	8	7	3	25	0	25	8	5
<b>TOTALS</b>	<b>.254</b>	<b>163</b>	<b>5401</b>	<b>618</b>	<b>1372</b>	<b>1922</b>	<b>203</b>	<b>31</b>	<b>95</b>	<b>550</b>	<b>82</b>	<b>48</b>	<b>45</b>	<b>509</b>	<b>38</b>	<b>801</b>	<b>119</b>	<b>79</b>

## 1974 ANGELS DESIGNATED HITTERS

PLAYER	AVG	G	AB	R	H	TB	2B	3B	HR	RBI	SH	SF	HP	BB	IBB	SO	SB	CS
Alomar	.000	1	1	0	0	0	0	0	0	0	0	0	0	0	0	1	0	0
Doherty	.000	2	3	0	0	0	0	0	0	0	0	0	0	0	0	1	0	0
Howard	.000	3	3	1	0	0	0	0	0	0	0	0	0	0	0	0	0	0
Lahoud	.214	10	28	1	6	8	2	0	0	0	0	0	0	6	0	7	2	1
Llenas	.160	10	25	2	4	5	1	0	0	2	0	2	0	4	0	3	0	0
McCraw	.200	2	5	1	1	1	0	0	0	0	0	0	0	0	0	0	0	0
Oliver	.667	1	3	0	2	2	0	0	0	2	0	0	1	0	0	0	0	0
Robinson	.252	119	424	75	107	197	26	2	20	63	1	5	10	73	10	84	5	1
Rodriguez	1.000	1	1	0	1	2	1	0	0	1	0	0	0	0	0	0	0	0
Sands	.185	21	65	4	12	22	1	0	3	9	0	1	0	15	1	14	0	0
Scheinblum	.000	1	1	0	0	0	0	0	0	0	0	0	0	0	0	0	0	0
Valentine	.308	4	13	1	4	5	1	0	0	1	0	0	0	3	0	0	1	0
<b>TOTALS</b>	<b>.240</b>	<b>163</b>	<b>572</b>	<b>85</b>	<b>137</b>	<b>242</b>	<b>32</b>	<b>2</b>	<b>23</b>	<b>78</b>	<b>1</b>	<b>8</b>	<b>11</b>	<b>101</b>	<b>11</b>	<b>110</b>	<b>8</b>	<b>2</b>

## 1974 ANGELS PITCHING

PITCHER	W-L	ERA	G	GS	CG	SHO	SV	IP	H	R	ER	HR	HB	BB	IB	SO	WP	BK
Cumberland	0-1	3.74	17	0	0	0	0	21.2	24	9	9	2	0	10	2	12	0	0
Dobson	2-3	5.70	5	5	2	0	0	30	39	19	19	3	0	13	1	16	3	0
Figueroa	2-8	3.67	25	12	5	1	0	105.1	119	46	43	3	4	36	2	49	0	1
Gilbreth	0-0	13.50	3	0	0	0	0	1.1	2	2	2	0	0	1	0	0	0	0
Hassler	7-11	2.61	23	22	10	2	1	162	132	64	47	10	9	79	2	76	7	1
Kirkwood	0-0	8.59	3	0	0	0	0	7.1	12	8	7	0	0	6	0	4	1	0
Lange	3-8	3.80	21	18	1	0	0	113.2	111	63	48	10	4	47	0	57	3	1
Lockwood	2-5	4.32	37	2	0	0	1	81.1	81	42	39	8	5	32	4	39	3	1
May	0-1	7.00	18	3	0	0	2	27	29	24	21	2	1	10	0	12	4	0
Pena	0-0	0.00	4	0	0	0	3	8	6	0	0	0	0	1	0	5	0	0
Pina	1-2	2.31	11	0	0	0	0	11.2	9	3	3	1	0	3	2	6	2	0
Quintana	2-1	4.26	18	0	0	0	0	12.2	17	6	6	0	0	14	1	11	0	0
Raziano	1-2	6.48	13	0	0	0	0	16.2	15	14	12	1	0	8	1	9	0	0
Ryan	22-16	2.89	42	41	26	3	0	332.2★	221	127	107	18	9	202★	3	367★	9	0
Sanders	0-0	2.79	9	0	0	0	1	9.2	10	5	3	0	0	3	0	4	1	0
Sells	2-3	3.69	20	0	0	0	2	39	48	19	16	3	3	16	0	14	3	0
Selma	2-2	5.09	18	0	0	0	1	23	22	13	13	2	1	17	2	15	4	0
Singer	7-4	2.98	14	14	8	0	0	108.2	102	48	36	3	1	43	0	77	4	1
Stoneman	1-8	6.14	13	11	0	0	0	58.2	78	41	40	8	2	31	0	33	2	0
Tanana	14-19	3.12	39	35	12	4	0	268.2	262	104	93	27	8	77	4	180	4	2
<b>TOTALS</b>	<b>68-94</b>	<b>3.52</b>	<b>163</b>	<b>163</b>	<b>64</b>	<b>13</b>	<b>12</b>	<b>1439</b>	<b>1339</b>	<b>657</b>	<b>564</b>	<b>101</b>	<b>47</b>	<b>649</b>	<b>24</b>	<b>986</b>	<b>50</b>	<b>7</b>

WIN STREAK: 6, Apr. 29-May 5

LOSING STREAK: 11, June 30-July 10





# YEAR BY YEAR STATISTICAL REVIEW



## 1975 ANGELS BATTING

PLAYER	AVG	G	AB	R	H	TB	2B	3B	HR	RBI	SH	SF	HP	BB	IBB	SO	SB	CS
Allietta	.178	21	45	4	8	12	1	0	1	2	1	0	0	1	1	6	0	0
Balaz	.242	45	120	10	29	42	8	1	1	10	1	1	0	5	0	25	0	0
Bochte	.285	107	375	41	107	141	19	3	3	48	3	3	2	45	5	43	3	4
Briggs	.226	13	31	3	7	11	1	0	1	3	1	0	0	2	0	6	0	2
Chalk	.273	149	513	59	140	177	24	2	3	56	11	9	2	66	4	49	6	9
Collins	.266	93	319	41	85	115	13	4	3	29	3	3	1	36	1	55	24	10
Dade	.200	11	30	5	6	10	4	0	0	1	0	0	0	6	0	7	0	0
Doherty	.202	30	94	7	19	25	3	0	1	12	2	1	0	8	1	12	1	1
Doyle	.067	8	15	0	1	1	0	0	0	0	0	0	0	1	0	1	0	0
Egan	.229	28	70	7	16	21	3	1	0	3	4	0	0	5	0	14	0	0
Etchebarren	.280	31	100	10	28	39	0	1	3	17	1	1	0	14	0	19	1	0
Garrett	.262	37	107	17	28	51	5	0	6	18	1	1	0	14	0	28	3	0
Goodwin	.100	4	10	0	1	1	0	0	0	0	0	0	0	0	0	5	0	0
Hampton	.152	31	66	8	10	13	3	0	0	4	3	0	1	7	0	19	0	0
Harper	.239	89	285	40	68	89	10	1	3	31	4	3	2	38	5	51	19	8
Jackson	.231	13	39	2	9	11	2	0	0	2	2	0	0	2	0	10	1	1
Lahoud	.214	76	192	21	41	69	6	2	6	33	2	1	1	48	2	33	2	1
Llenas	.186	56	113	6	21	25	4	0	0	11	4	1	0	10	0	11	0	1
Meoli	.214	70	126	12	27	31	2	1	0	6	2	0	0	15	0	20	3	0
Miley	.174	70	224	17	39	58	3	2	4	26	7	2	1	16	1	54	0	1
Nettles	.231	112	294	50	68	79	11	0	0	23	3	1	1	26	2	57	22	15
Ramirez	.240	44	100	10	24	30	4	1	0	4	2	0	0	11	0	22	9	6
Remy	.258	147	569	82	147	177	17	5	1	46	12	3	0	45	1	55	34	21
Rivers	.284	155	616	70	175	221	17	13	1	53	7	4	2	43	5	42	70	14
Rodriguez	.235	90	226	20	53	68	6	0	3	27	9	3	6	49	0	37	2	2
Smith	.203	59	143	10	29	36	5	1	0	14	3	1	0	12	0	27	1	3
Stanton	.261	137	440	67	115	183	20	3	14	82	8	4	6	52	4	85	18	6
Sudakis	.121	30	58	4	7	12	2	0	1	6	0	2	1	12	3	15	1	1
Valentine	.281	26	57	5	16	18	2	0	0	5	1	3	1	4	0	3	0	2
<b>TOTALS</b>	<b>.246</b>	<b>161</b>	<b>5377</b>	<b>628</b>	<b>1324</b>	<b>1766</b>	<b>195</b>	<b>41</b>	<b>55</b>	<b>572</b>	<b>97</b>	<b>47</b>	<b>27</b>	<b>593</b>	<b>35</b>	<b>811</b>	<b>220</b>	<b>108</b>

## 1975 ANGELS DESIGNATED HITTERS

PLAYER	AVG	G	AB	R	H	TB	2B	3B	HR	RBI	SH	SF	HP	BB	IBB	SO	SB	CS
Balaz	.188	11	32	2	6	8	2	0	0	3	0	1	0	0	0	2	0	0
Bochte	.200	1	5	0	1	1	0	0	0	2	0	0	0	0	0	2	0	0
Briggs	.000	2	2	0	0	0	0	0	0	0	0	0	0	0	0	1	0	0
Collins	.222	12	36	4	8	14	0	0	2	9	0	1	0	6	1	5	1	0
Dade	.100	7	20	2	2	3	1	0	0	0	0	0	0	4	0	6	0	0
Doherty	.000	1	3	0	0	0	0	0	0	0	0	0	0	0	0	2	0	0
Garrett	.265	23	68	10	18	33	3	0	4	10	1	1	0	9	0	14	3	0
Goodwin	.111	3	9	0	1	1	0	0	0	0	0	0	0	0	0	4	0	0
Harper	.248	57	206	26	51	69	7	1	3	25	2	3	11	23	3	38	16	6
Lahoud	.223	35	103	16	23	39	5	1	3	19	1	1	0	30	2	15	1	0
Llenas	.176	6	17	0	3	4	1	0	0	1	0	0	0	2	0	1	0	0
Jackson	.000	1	1	0	0	0	0	0	0	0	0	0	0	0	0	1	0	0
Meoli	.000	3	0	1	0	0	0	0	0	0	0	0	0	0	0	0	1	0
Nettles	.375	9	8	5	3	4	1	0	0	3	1	1	0	2	0	1	1	0
Ramirez	.000	1	0	0	0	0	0	0	0	0	0	0	0	0	0	0	0	0
Rivers	.000	1	1	0	0	0	0	0	0	0	0	0	0	0	0	0	0	0
Smith	.000	4	0	2	0	0	0	0	0	0	0	0	0	0	0	0	0	0
Stanton	.000	1	0	0	0	0	0	0	0	0	0	0	0	0	0	0	0	0
Sudakis	.118	13	34	3	4	8	1	0	1	4	0	2	1	11	3	8	1	1
Valentine	.294	13	34	3	10	11	1	0	0	4	1	3	1	3	0	2	0	2
<b>TOTALS</b>	<b>.261</b>	<b>161</b>	<b>498</b>	<b>74</b>	<b>130</b>	<b>196</b>	<b>22</b>	<b>2</b>	<b>13</b>	<b>80</b>	<b>6</b>	<b>13</b>	<b>3</b>	<b>90</b>	<b>9</b>	<b>102</b>	<b>24</b>	<b>9</b>

## 1975 ANGELS PITCHING

PITCHER	W-L	ERA	G	GS	CG	SHO	SV	IP	H	R	ER	HR	HB	BB	IB	SO	WP	BK
Blateric	0-0	6.23	2	0	0	0	0	4.1	9	5	3	0	0	1	0	5	1	0
Brewer	1-0	1.82	21	0	0	0	5	34.2	38	9	7	2	0	11	1	22	2	0
Dobson	0-2	6.75	9	2	0	0	0	28	30	26	21	5	2	13	1	14	4	0
Figueroa	16-13	2.91	33	32	16	2	0	244.2	213	96	79	14	5	84	6	139	5	2
Hassler	3-12	5.94	30	18	6	1	0	133.1	158	94	88	12	6	53	0	82	10	0
Hockenberry	0-5	5.27	16	4	0	0	1	41	48	27	24	3	3	19	2	15	3	0
Hudson	0-1	9.53	3	1	0	0	0	5.2	7	6	6	0	0	4	0	0	0	0
Kirkwood	6-5	3.11	44	2	0	0	7	84	85	38	29	6	0	28	2	49	1	0
Lange	4-6	5.21	30	8	1	0	1	102	119	70	59	12	1	53	3	45	3	1
Monge	0-2	4.18	4	2	2	0	0	23.2	22	12	11	3	1	10	0	17	2	0
Pactwa	1-0	3.86	4	3	0	0	0	16.1	23	7	7	0	0	10	0	3	1	0
Pena	0-2	2.13	7	0	0	0	0	12.2	13	3	3	0	0	8	1	4	1	0
Quintana	0-2	6.43	4	0	0	0	0	7	13	6	5	2	0	6	1	5	0	0
Ross	0-1	5.40	1	1	0	0	0	5	6	3	3	1	0	1	1	4	0	0
Ryan	14-12	3.45	28	28	10	5	0	198	152	90	76	13	7	132	0	186	12	0
Scott	4-2	3.29	50	0	0	0	1	68.1	59	34	25	8	1	18	5	31	2	0
Sells	0-0	8.64	4	0	0	0	0	8.1	9	10	8	3	0	8	1	7	1	0
Singer	7-15	4.98	29	27	8	0	1	179	171	107	99	18	6	81	5	78	6	1
Tanana	16-9	2.62	34	33	16	5	0	257.1	211	80	75	21	7	73	6	269	8	1
<b>TOTALS</b>	<b>72-89</b>	<b>3.89</b>	<b>161</b>	<b>161</b>	<b>59</b>	<b>19</b>	<b>16</b>	<b>1453.1</b>	<b>1386</b>	<b>723</b>	<b>628</b>	<b>123</b>	<b>39</b>	<b>613</b>	<b>35</b>	<b>975</b>	<b>62</b>	<b>5</b>

WIN STREAK: 4, May 16-19; June 4-7

LOSING STREAK: 7, June 23-29

CLUB HISTORY





# YEAR BY YEAR STATISTICAL REVIEW

## 1976 ANGELS BATTING

PLAYER	AVG	G	AB	R	H	TB	2B	3B	HR	RBI	SH	SF	HP	BB	IBB	SO	SB	CS
Alvarez	.167	14	42	4	7	14	1	0	2	8	0	0	0	0	0	3	0	0
Bochte	.258	146	466	53	120	145	17	1	2	49	6	5	2	64	11	53	4	5
Bonds	.265	99	378	48	100	146	10	3	10	54	0	5	3	41	6	90	30	15
Briggs	.214	77	248	19	53	73	13	2	1	14	2	2	1	13	3	47	0	3
Chalk	.217	142	438	39	95	111	14	1	0	33	12	3	10	49	3	62	0	0
Collins	.263	99	365	45	96	122	12	1	4	28	7	1	0	40	2	55	32	19
Dade	.111	13	9	2	1	1	0	0	0	1	0	0	0	3	0	3	0	0
Davis	.265	72	219	16	58	72	5	0	3	26	0	2	1	15	3	18	0	1
Easler	.241	21	54	6	13	16	1	1	0	4	1	2	0	2	1	11	1	1
Etchebarren	.227	103	247	15	56	67	9	1	0	21	6	0	4	24	0	37	0	2
Garrett	.125	29	48	4	6	9	3	0	0	3	0	1	0	5	0	16	0	0
Guerrero	.284	83	268	24	76	91	12	0	1	18	5	5	3	7	2	12	0	0
Hampton	.000	3	2	0	0	0	0	0	0	0	0	0	0	0	0	0	0	0
Herrmann	.174	29	46	5	8	17	3	0	2	8	2	1	0	7	2	8	0	0
Humphrey	.245	71	196	17	48	61	10	0	1	19	4	2	5	13	0	30	0	1
Jackson	.227	127	410	44	93	141	18	3	8	40	4	3	7	30	1	58	5	4
Jones	.211	78	166	22	35	59	6	0	6	17	4	2	1	14	3	30	3	0
Lahoud	.177	42	96	8	17	21	4	0	0	4	0	0	2	18	1	16	0	0
Lopez	.000	9	10	1	0	0	0	0	0	0	0	0	0	2	0	3	2	0
Melton	.208	118	341	31	71	112	17	3	6	42	2	3	2	44	2	53	2	0
Miley	.184	14	38	4	7	9	2	0	0	4	1	1	0	4	1	8	1	0
Nordbrook	.000	5	8	1	0	0	0	0	0	0	1	0	0	1	0	3	1	0
Ramirez	.200	30	70	3	14	15	1	0	0	5	7	0	0	6	0	11	3	2
Remy	.263	143	502	64	132	152	14	3	0	28	13	4	0	38	1	43	35	16
Scott	.000	35	0	1	0	0	0	0	0	0	0	0	0	0	0	0	0	0
Smith	.375	13	8	0	3	3	0	0	0	1	0	0	0	0	0	2	0	0
Solaita	.270	63	215	25	58	94	9	0	9	33	1	2	0	34	3	44	1	1
Stanton	.190	93	231	12	44	65	13	1	2	25	5	3	1	24	1	57	2	6
Torres	.205	120	264	37	54	94	16	3	6	27	8	1	0	36	3	39	4	4
TOTALS	.235	162	5385	550	1265	1710	210	23	63	511	92	48	42	534	49	812	126	80

## 1976 ANGELS DESIGNATED HITTERS

PLAYER	AVG	G	AB	R	H	TB	2B	3B	HR	RBI	SH	SF	HP	BB	IBB	SO	SB	CS
Alvarez	.200	2	5	2	1	4	0	0	1	3	0	0	0	0	0	0	0	0
Bochte	.000	1	1	0	0	0	0	0	0	0	0	0	0	0	0	1	0	0
Bonds	.000	1	3	0	0	0	0	0	0	0	0	0	0	1	0	1	0	0
Briggs	.000	1	0	0	0	0	0	0	0	0	0	0	0	0	0	0	0	0
Collins	.290	22	93	11	27	36	6	0	1	5	1	0	0	3	0	20	8	4
Dade	.000	1	0	0	0	0	0	0	0	0	0	0	0	0	0	0	0	0
Davis	.250	54	200	16	50	64	5	0	3	19	0	1	0	15	3	17	1	1
Easler	.224	16	49	5	11	12	1	0	0	4	1	2	0	2	1	9	1	0
Garrett	.083	4	12	1	1	2	1	0	0	1	0	0	0	2	0	6	0	0
Guerrero	.182	7	22	0	4	5	1	0	0	2	0	1	1	1	0	1	0	0
Jackson	.391	6	23	3	9	12	3	0	0	3	1	0	0	0	0	2	0	1
Jones	.000	2	1	0	0	0	0	0	0	0	1	0	0	0	0	0	0	0
Lahoud	.444	3	9	1	4	6	2	0	0	2	0	0	0	3	0	1	0	0
Lopez	.000	1	0	0	0	0	0	0	0	0	0	0	0	1	0	0	0	0
Melton	.207	51	169	17	35	60	9	2	4	26	1	2	2	25	2	27	1	0
Nordbrook	.000	1	0	0	0	0	0	0	0	0	0	0	0	0	0	0	0	0
Remy	.000	5	0	0	0	0	0	0	0	0	0	0	0	0	0	0	0	1
Smith	.000	1	0	0	0	0	0	0	0	0	0	0	0	0	0	0	0	0
Solaita	.375	7	24	5	9	16	1	0	2	6	0	0	0	5	0	6	0	0
Stanton	.571	4	7	2	4	9	0	1	1	6	1	0	0	0	0	2	0	0
Tanana	.000	1	0	0	0	0	0	0	0	0	0	0	0	0	0	0	0	0
Torres	.000	6	0	3	0	0	0	0	0	0	0	0	0	0	0	0	0	0
TOTALS	.251	162	618	66	155	226	29	3	12	77	6	6	3	58	6	93	12	7

## 1976 ANGELS PITCHING

PITCHER	W-L	ERA	G	GS	CG	SHO	SV	IP	H	R	ER	HR	HB	BB	IB	SO	WP	BK
Brewer	3-1	2.70	13	0	0	0	2	20	20	7	6	0	0	6	0	16	0	0
Drago	7-8	4.42	43	0	0	0	6	79.1	80	42	39	7	5	31	8	43	3	0
Dunning	0-0	7.50	4	0	0	0	0	6	9	9	5	2	0	6	1	4	0	0
Hartzell	7-4	2.77	37	15	7	2	2	166	166	64	51	6	10	43	5	51	3	0
Hassler	0-6	5.13	14	4	0	0	0	47.1	50	31	27	3	0	17	2	16	1	0
Kirkwood	6-12	4.62	28	26	4	0	0	157.2	167	91	81	12	1	57	9	78	4	0
Monge	6-7	3.37	32	13	2	0	0	117.2	108	50	44	10	1	49	0	53	4	0
Overy	0-2	6.14	5	0	0	0	0	7.1	6	5	5	1	1	3	1	8	0	0
Ross	8-16	3.00	34	31	7	2	0	225	224	89	75	12	5	58	5	100	0	0
Ryan	17-18	3.36	39	39	21	7★	0	284.1	193	117	106	13	5	183★	2	327★	5	2
Scott	3-0	3.23	33	0	0	0	3	39	47	17	14	3	0	12	4	10	1	0
Tanana	19-10	2.43	34	34	23	2	0	288.1	212	88	78	24	9	73	5	261	5	0
Verhoeven	0-2	3.38	21	0	0	0	4	37.1	35	15	14	2	0	14	8	23	1	0
Wheelock	0-0	27.00	2	0	0	0	0	2	6	6	6	0	1	1	0	2	0	0
TOTALS	76-86	3.36	162	162	64	15	17	1477.1	1323	631	551	95	38	553	50	992	27	2

WIN STREAK: 4, four times

LOSING STREAK: 6, Apr. 21-30

CLUB HISTORY



# YEAR BY YEAR STATISTICAL REVIEW



## 1977 ANGELS BATTING

PLAYER	AVG	G	AB	R	H	TB	2B	3B	HR	RBI	SH	SF	HP	BB	IBB	SO	SB	CS
Aikens	.198	42	91	5	18	22	4	0	0	6	0	0	0	10	2	23	1	2
Baylor	.251	154	561	87	141	243	27	0	25	75	2	8	12	62	7	76	26	12
Bochte	.290	25	100	12	29	39	4	0	2	8	1	0	0	7	0	4	3	2
Bonds	.264	158	592	103	156	308	23	9	37	115	1	10	2	74	5	141	41	18
Bosley	.297	58	212	19	63	77	10	2	0	19	4	2	1	16	0	32	5	4
Briggs	.162	59	74	6	12	17	2	0	1	4	0	1	0	8	1	14	0	0
Chalk	.277	149	519	58	144	184	27	2	3	45	9	6	5	52	2	69	12	8
Etchebarren	.254	80	114	11	29	35	2	2	0	14	3	2	0	12	0	19	3	1
Flores	.278	104	342	41	95	125	19	4	1	26	6	0	1	23	2	39	12	10
Goodwin	.209	35	91	5	19	30	6	1	1	8	0	0	0	5	1	19	0	0
Grich	.243	52	181	24	44	71	6	0	7	23	3	3	1	37	4	40	6	6
Guerrero	.283	86	244	17	69	84	8	2	1	28	2	2	0	4	1	16	0	0
Hampton	.295	52	44	5	13	23	1	0	3	9	0	0	1	2	0	10	0	0
Humphrey	.227	123	304	17	69	86	11	0	2	34	7	3	4	21	0	58	1	1
Jackson	.243	106	292	38	71	114	15	2	8	28	3	2	1	24	2	42	3	2
Jones	.176	14	17	3	3	6	0	0	1	3	0	1	0	4	0	5	0	0
Kingman	.194	10	36	4	7	15	2	0	2	4	1	0	1	1	0	16	0	0
Landreaux	.250	23	76	6	19	26	5	1	0	5	0	0	0	5	1	15	1	1
May	.333	11	18	0	6	6	0	0	0	1	0	0	0	5	0	1	0	0
Mulliniks	.269	78	271	36	73	99	13	2	3	21	8	0	1	23	2	36	1	1
Nolan	.000	6	0	1	0	0	0	0	0	0	0	0	0	0	0	0	0	0
Ramirez	.077	25	13	6	1	1	0	0	0	0	0	0	0	0	0	3	1	0
Remy	.252	154	575	74	145	196	19	10	4	44	19	4	2	59	2	59	41	17
Rudi	.264	64	242	48	64	120	13	2	13	53	2	2	4	22	4	48	1	0
Solaita	.241	116	324	40	78	135	15	0	14	53	2	4	0	56	6	77	1	3
Torres	.156	58	77	9	12	24	1	1	3	10	1	1	0	10	0	18	0	1
<b>TOTALS</b>	<b>.255</b>	<b>162</b>	<b>5410</b>	<b>675</b>	<b>1380</b>	<b>2086</b>	<b>233</b>	<b>40</b>	<b>131</b>	<b>636</b>	<b>74</b>	<b>51</b>	<b>36</b>	<b>542</b>	<b>42</b>	<b>880</b>	<b>159</b>	<b>89</b>

## 1977 ANGELS DESIGNATED HITTERS

PLAYER	AVG	G	AB	R	H	TB	2B	3B	HR	RBI	SH	SF	HP	BB	IBB	SO	SB	CS
Aikens	.222	13	36	5	8	9	1	0	0	1	0	0	0	5	1	11	1	0
Baylor	.259	61	220	42	57	108	15	0	12	34	1	3	3	36	3	31	12	7
Bochte	.800	1	5	0	4	5	1	0	0	0	0	0	0	0	0	0	0	1
Bonds	.217	18	69	10	15	31	2	1	4	11	0	0	0	8	0	19	5	2
Flores	.313	8	16	4	5	6	1	0	0	1	0	0	0	3	1	3	1	2
Goodwin	.228	23	79	5	18	29	6	1	1	8	0	0	0	5	1	14	0	0
Guerrero	.227	19	66	5	15	21	1	1	1	8	0	1	0	3	1	5	0	0
Hampton	.000	2	4	0	0	0	0	0	0	0	0	0	0	0	0	1	0	0
Jackson	.208	20	53	6	11	16	2	0	1	3	1	0	0	9	2	7	1	0
Jones	.167	6	12	3	2	5	0	0	1	2	0	0	0	3	0	3	0	0
May	.000	1	3	0	0	0	0	0	0	0	0	0	0	1	0	0	0	0
Ramirez	.000	1	0	0	0	0	0	0	0	0	0	0	0	0	0	0	0	0
Rudi	.222	3	9	1	2	6	1	0	1	1	0	0	0	0	0	5	0	0
Solaita	.300	6	20	2	6	9	0	0	1	4	1	0	0	0	0	5	0	0
<b>TOTALS</b>	<b>.242</b>	<b>162</b>	<b>592</b>	<b>83</b>	<b>143</b>	<b>245</b>	<b>30</b>	<b>3</b>	<b>22</b>	<b>73</b>	<b>3</b>	<b>4</b>	<b>3</b>	<b>73</b>	<b>9</b>	<b>104</b>	<b>20</b>	<b>12</b>

## 1977 ANGELS PITCHING

PITCHER	W-L	ERA	G	GS	CG	SHO	SV	IP	H	R	ER	HR	HB	BB	IB	SO	WP	BK
Barlow	4-2	4.58	20	1	0	0	1	59	53	33	30	3	4	27	6	25	1	1
Brett	7-10	4.25	21	21	5	0	0	142	157	73	67	15	3	38	0	41	4	1
Caneira	2-2	4.08	6	4	0	0	0	28.2	27	15	13	5	0	16	2	17	1	1
Cuellar	0-1	18.90	2	1	0	0	0	3.1	9	7	7	2	0	3	1	3	0	0
Drago	0-1	3.00	13	0	0	0	2	21	22	8	7	3	0	3	2	15	1	0
Hartzell	8-12	3.57	41	23	6	0	4	189.1	200	92	75	14	4	38	6	79	5	1
Kirkwood	1-0	5.09	13	0	0	0	1	17.2	20	12	10	3	0	9	3	10	1	0
Kuhaulua	0-0	15.63	3	1	0	0	0	6.1	15	11	11	1	0	7	0	3	2	0
LaRoche	6-5	3.10	46	0	0	0	13	81.1	64	31	28	8	2	37	8	61	0	0
Miller	4-4	3.02	41	0	0	0	4	92.1	81	35	31	10	0	30	7	49	2	0
Monge	0-1	2.92	4	0	0	0	1	12.1	14	6	4	2	0	6	0	4	0	0
Moore	0-2	3.97	7	3	0	0	0	22.2	28	19	10	7	3	10	1	14	0	0
Nolan	0-3	8.84	5	5	0	0	0	18.1	31	19	18	5	0	2	0	4	0	0
Ross	2-4	5.55	14	12	0	0	0	58.1	83	41	36	10	2	11	1	30	2	0
Ryan	19-16	2.77	37	37	22★	4	0	299	198	110	92	12	9	204★	7	341★	21★	3
Scott	0-2	5.63	12	0	0	0	0	16	19	16	10	1	0	4	2	5	0	0
Simpson	6-12	5.83	27	23	0	0	0	122	154	90	79	14	7	62	3	55	8	0
Tanana	15-9	2.54	31	31	20	7	0	241.1	201	72	68	19	12	61	2	205	8	1
Verhoeven	0-2	3.86	3	0	0	0	0	4.2	4	3	2	0	1	4	1	3	0	0
Walker	0-0	9.00	1	0	0	0	0	2	3	2	2	2	0	0	0	1	0	0
<b>TOTALS</b>	<b>74-88</b>	<b>3.76</b>	<b>162</b>	<b>162</b>	<b>53</b>	<b>13</b>	<b>26</b>	<b>1437.2</b>	<b>1383</b>	<b>695</b>	<b>600</b>	<b>136</b>	<b>47</b>	<b>572</b>	<b>52</b>	<b>965</b>	<b>56</b>	<b>8</b>

WIN STREAK: 4, Apr. 28-May 1

LOSING STREAK: 6, Sept. 21-27

CLUB HISTORY





# YEAR BY YEAR STATISTICAL REVIEW

## 1978 ANGELS BATTING

PLAYER	AVG	G	AB	R	H	TB	2B	3B	HR	RBI	SH	SF	HP	BB	IBB	SO	SB	CS
Anderson	.194	48	108	6	21	28	7	0	0	7	7	1	0	11	1	16	0	0
Baylor	.255	158	591	103	151	279	26	0	34	99	0	12	18	56	9	71	22	9
Bostock	.296	147	568	74	168	215	24	4	5	71	4	4	2	59	8	36	15	12
Chalk	.253	135	470	42	119	134	12	0	1	34	11	1	7	38	0	34	5	8
Downing	.255	133	412	42	105	141	15	0	7	46	4	2	6	52	2	47	3	2
Fairly	.217	91	235	23	51	86	5	0	10	40	2	5	1	25	2	31	0	1
Goodwin	.276	24	58	9	16	27	5	0	2	10	0	1	0	10	0	13	0	0
Grich	.251	144	487	68	122	160	16	2	6	42	19	3	7	75	1	83	4	3
Hampton	.214	19	14	2	3	8	0	1	1	4	0	0	0	2	0	7	1	0
Humphrey	.219	53	114	11	25	34	4	1	1	9	2	3	2	6	0	12	0	1
Jackson	.297	105	387	49	115	163	18	6	6	57	2	4	9	16	1	31	2	3
Landreaux	.223	93	260	37	58	90	7	5	5	23	1	0	2	20	4	20	7	3
Lansford	.294	121	453	63	133	184	23	2	8	52	5	7	4	31	2	67	20	9
Machemer	.273	10	22	6	6	10	1	0	1	2	1	0	0	2	0	1	0	1
Miller	.263	132	475	66	125	161	25	4	1	37	10	4	4	54	1	70	3	13
Mulliniks	.185	50	119	6	22	30	3	1	1	6	0	2	1	8	0	23	2	0
Rettenmund	.269	50	108	16	29	39	5	1	1	14	1	1	2	30	0	13	0	3
Rudi	.256	133	497	58	127	207	27	1	17	79	3	6	2	28	4	82	2	1
Solaíta	.223	60	94	10	21	27	3	0	1	14	0	0	0	16	3	25	0	0
<b>TOTALS</b>	<b>.259</b>	<b>162</b>	<b>5472</b>	<b>691</b>	<b>1417</b>	<b>2023</b>	<b>226</b>	<b>28</b>	<b>108</b>	<b>646</b>	<b>72</b>	<b>56</b>	<b>67</b>	<b>539</b>	<b>38</b>	<b>682</b>	<b>86</b>	<b>69</b>

## 1978 ANGELS DESIGNATED HITTERS

PLAYER	AVG	G	AB	R	H	TB	2B	3B	HR	RBI	SH	SF	HP	BB	IBB	SO	SB	CS
Baylor	.249	102	386	65	96	174	18	0	20	64	0	8	9	35	6	52	12	5
Bostock	.250	1	4	0	1	1	0	0	0	0	0	0	0	0	0	0	0	0
Chalk	.000	1	0	0	0	0	0	0	0	0	1	0	0	0	0	0	0	0
Downing	.167	2	6	1	1	4	0	0	1	1	0	0	0	2	0	2	0	0
Fairly	.231	5	13	2	3	9	0	0	2	5	0	0	0	1	0	2	0	0
Goodwin	.275	15	51	8	14	24	4	0	2	9	0	1	0	9	0	11	0	0
Hampton	.250	4	8	1	2	5	0	0	1	2	0	0	0	2	0	5	1	0
Jackson	.000	1	0	0	0	0	0	0	0	0	0	0	1	0	0	0	0	0
Landreaux	.000	1	0	0	0	0	0	0	0	0	0	0	0	0	0	0	0	0
Lansford	.400	1	5	1	2	5	0	0	1	1	0	0	0	0	0	0	0	0
Mulliniks	.000	2	0	2	0	0	0	0	0	0	0	0	0	0	0	0	0	0
Rettenmund	.255	18	47	8	12	15	1	1	0	4	1	0	1	12	0	5	0	1
Rudi	.095	11	42	0	4	4	0	0	0	0	0	0	0	3	0	14	0	0
Solaíta	.238	18	42	8	10	15	2	0	1	6	0	0	0	7	2	12	0	0
<b>TOTALS</b>	<b>.240</b>	<b>162</b>	<b>604</b>	<b>96</b>	<b>145</b>	<b>256</b>	<b>25</b>	<b>1</b>	<b>28</b>	<b>92</b>	<b>2</b>	<b>9</b>	<b>11</b>	<b>71</b>	<b>8</b>	<b>103</b>	<b>13</b>	<b>6</b>

## 1978 ANGELS PITCHING

PITCHER	W-L	ERA	G	GS	CG	SHO	SV	IP	H	R	ER	HR	HB	BB	IB	SO	WP	BK
Aase	11-8	4.03	29	29	6	1	0	178.2	185	88	80	14	2	80	4	93	3	0
Barlow	0-0	4.50	1	0	0	0	0	2	3	1	1	0	0	0	0	1	0	0
Brett	3-5	4.95	31	10	1	1	1	100	100	60	55	12	1	42	5	43	1	2
Caneira	0-0	7.04	2	2	0	0	0	7.2	8	6	6	2	0	3	0	0	0	0
Fitzmorris	1-0	1.71	9	2	0	0	0	31.2	26	9	6	2	0	14	3	8	0	0
Frost	5-4	2.58	11	10	2	1	0	80.1	71	24	23	6	2	24	3	30	3	0
Griffin	3-4	4.02	24	4	0	0	0	56	63	39	25	8	1	31	2	35	2	0
Hartzell	6-10	3.44	54	12	5	0	6	157	168	67	60	8	5	41	9	55	5	1
Knapp	14-8	4.21	30	29	6	0	0	188.1	178	94	88	25	2	67	6	126	3	0
LaRoche	10-9	2.82	59	0	0	0	25	95.2	73	35	30	7	2	48	11	70	0	0
Miller	6-2	2.66	41	0	0	0	1	84.2	85	29	25	3	5	41	3	34	1	1
Ryan	10-13	3.72	31	31	14	3	0	234.2	183	106	97	12	3	148★	7	260★	13★	2
Tanana	18-12	3.65	33	33	10	4	0	239	239	108	97	26	9	60	7	137	5	8
<b>TOTALS</b>	<b>87-75</b>	<b>3.65</b>	<b>162</b>	<b>162</b>	<b>44</b>	<b>13</b>	<b>33</b>	<b>1455.2</b>	<b>1382</b>	<b>666</b>	<b>590</b>	<b>125</b>	<b>32</b>	<b>599</b>	<b>60</b>	<b>892</b>	<b>36</b>	<b>14</b>

WIN STREAK: 4, seven times

LOSING STREAK: 7, May 27-June 3

CLUB HISTORY

# YEAR BY YEAR STATISTICAL REVIEW



## 1979 ANGELS BATTING

PLAYER	AVG	G	AB	R	H	TB	2B	3B	HR	RBI	SH	SF	HP	BB	IBB	SO	SB	CS
Aikens	.280	116	379	59	106	187	18	0	21	81	0	6	1	61	8	79	1	3
Anderson	.248	96	234	33	58	82	13	1	3	23	9	3	1	17	0	31	3	2
Baylor	.296	162	628	120	186	333	33	3	36	139	0	12	11	71	6	51	22	12
Campaneris	.234	85	239	27	56	68	4	4	0	15	11	2	2	19	0	32	12	4
Carew	.318	110	409	78	130	160	15	3	3	44	8	3	0	73	7	46	18	8
Clark	.296	19	54	8	16	25	2	2	1	5	1	0	0	5	0	11	1	1
Davis	.250	43	56	9	14	18	2	1	0	2	1	0	0	4	0	7	1	0
Donohue	.224	38	107	13	24	38	3	1	3	14	1	0	2	3	0	29	2	0
Downing	.326	148	509	87	166	235	27	3	12	75	3	2	5	77	4	57	3	3
Ford	.290	142	569	100	165	264	26	5	21	101	3	13	3	40	0	86	8	5
Garr	.125	6	24	0	3	0	0	0	0	0	0	0	0	0	0	3	0	0
Grich	.294	153	534	78	157	287	30	5	30	101	12	2	2	59	10	84	1	0
Hampton	.400	4	5	0	2	2	0	0	0	0	0	0	0	0	0	1	0	0
Harlow	.233	62	159	22	37	49	8	2	0	14	1	0	2	25	0	34	1	3
Harper	.000	1	2	0	0	0	0	0	0	0	0	0	0	0	0	1	0	0
Harris	.000	1	2	0	0	0	0	0	0	0	0	0	0	0	0	0	0	0
Humphrey	.059	9	17	2	1	1	0	0	0	1	0	0	1	0	1	2	0	0
Lansford	.287	157	654	114	188	285	30	5	19	79	12	4	3	39	2	115	20	8
Miller, R.	.293	120	427	60	125	156	15	5	2	28	9	1	1	50	1	69	5	4
Mulliniks	.147	22	68	7	10	13	0	0	1	8	0	5	1	4	0	14	0	0
Ramirez	.000	13	12	1	0	0	0	0	0	1	0	1	0	1	0	6	1	0
Rettenmund	.263	35	76	7	20	25	2	0	1	10	1	1	1	11	1	14	1	0
Rudi	.242	90	300	35	80	130	11	3	11	61	4	2	1	24	3	61	0	0
Thon	.339	35	56	6	19	22	3	0	0	8	1	0	0	5	0	10	0	0
<b>TOTALS</b>	<b>.282</b>	<b>162</b>	<b>5550</b>	<b>866</b>	<b>1563</b>	<b>2383</b>	<b>242</b>	<b>43</b>	<b>164</b>	<b>808</b>	<b>79</b>	<b>56</b>	<b>37</b>	<b>589</b>	<b>42</b>	<b>843</b>	<b>100</b>	<b>53</b>

## 1979 ANGELS DESIGNATED HITTERS

PLAYER	AVG	G	AB	R	H	TB	2B	3B	HR	RBI	SH	SF	HP	BB	IBB	SO	SB	CS
Aikens	.295	51	173	26	51	90	9	0	10	36	0	2	0	28	6	33	0	1
Baylor	.349	65	252	57	88	167	11	1	22	73	0	4	2	35	1	17	9	5
Campaneris	.000	1	0	0	0	0	0	0	0	0	0	0	0	0	0	0	1	0
Carew	.273	6	22	5	6	11	2	0	1	2	0	0	0	4	1	3	3	0
Davis	.400	6	20	6	8	10	2	0	0	1	1	0	0	0	0	4	0	0
Downing	.415	18	65	11	27	41	5	0	3	18	1	0	0	6	1	7	0	0
Garr	.125	6	24	0	3	3	0	0	0	0	0	0	0	0	0	3	0	0
Harper	.000	1	2	0	0	0	0	0	0	0	0	0	0	0	0	1	0	0
Miller, R.	.000	2	1	0	0	0	0	0	0	0	0	0	0	0	0	1	0	0
Rettenmund	.283	17	46	5	13	18	2	0	1	4	0	1	1	7	0	10	1	0
Rudi	.000	3	11	0	0	0	0	0	0	0	0	0	0	0	0	3	0	0
<b>TOTALS</b>	<b>.318</b>	<b>162</b>	<b>616</b>	<b>110</b>	<b>196</b>	<b>340</b>	<b>31</b>	<b>1</b>	<b>37</b>	<b>134</b>	<b>2</b>	<b>7</b>	<b>3</b>	<b>80</b>	<b>9</b>	<b>82</b>	<b>14</b>	<b>6</b>

## 1979 ANGELS PITCHING

PITCHER	W-L	ERA	G	GS	CG	SHO	SV	IP	H	R	ER	HR	HB	BB	IB	SO	WP	BK
Aase	9-10	4.81	37	28	7	1	2	185.1	200	104	99	19	1	77	7	96	5	0
Barlow	1-1	5.13	35	0	0	0	0	86	106	54	49	8	4	30	2	33	6	0
Barr	10-12	4.20	36	25	5	0	0	197	217	100	92	22	3	55	5	69	2	1
Botting	2-0	8.80	12	1	0	0	0	29.2	46	30	29	6	1	15	1	22	4	1
Clear	11-5	3.63	52	0	0	0	14	109	87	48	44	6	3	68	5	98	9	1
Eddy	1-1	4.73	7	4	0	0	0	32.1	36	19	17	1	2	20	0	7	0	0
Ferris	0-0	1.50	2	0	0	0	0	6	5	2	1	1	0	3	1	2	1	0
Frost	16-10	3.57	36	33	12	2	1	239.1	226	108	95	17	5	77	4	107	5	0
Knapp	5-5	5.51	20	18	3	0	0	98	109	73	60	8	2	35	1	36	2	0
LaRoche	7-11	5.57	53	1	0	0	10	85.2	107	54	53	13	2	32	4	59	0	1
Miller, D.	1-0	3.31	14	1	0	0	0	35.1	44	14	13	2	2	13	0	16	1	0
Montague	2-0	5.09	14	0	0	0	6	17.2	16	12	10	3	0	9	0	6	2	0
Ryan	16-14	3.60	34	34	17	5★	0	222.2	169	104	89	15	6	114	3	223★	9	0
Schuler	0-0	10.80	1	0	0	0	0	1.2	2	2	2	1	0	0	0	0	1	0
Tanana	7-5	3.89	18	17	2	1	0	90.1	93	44	39	9	2	25	0	46	6	1
<b>TOTALS</b>	<b>88-74</b>	<b>4.34</b>	<b>162</b>	<b>162</b>	<b>46</b>	<b>9</b>	<b>33</b>	<b>1436</b>	<b>1463</b>	<b>768</b>	<b>692</b>	<b>131</b>	<b>33</b>	<b>573</b>	<b>33</b>	<b>820</b>	<b>53</b>	<b>5</b>

WIN STREAK: 10, Apr. 11-21

LOSING STREAK: 7, June 21-28

CLUB HISTORY





# YEAR BY YEAR STATISTICAL REVIEW

## 1980 ANGELS BATTING

PLAYER	AVG	G	AB	R	H	TB	2B	3B	HR	RBI	SH	SF	HP	BB	IBB	SO	SB	CS
Baylor	.250	90	340	39	85	116	12	2	5	51	4	0	11	24	4	4	6	6
Campaneris	.252	77	210	32	53	69	8	1	2	18	7	2	1	14	0	33	10	5
Carew	.331	144	540	74	179	236	34	7	3	59	9	3	1	59	7	38	23	15
Clark	.230	78	261	26	60	87	10	1	5	23	1	0	2	11	0	42	0	1
Cliburn	.179	54	56	7	10	18	2	0	2	6	0	1	0	3	0	9	0	0
Cowens	.227	34	119	11	27	35	5	0	1	17	0	0	1	12	1	21	1	2
Cruz	.275	18	40	5	11	17	3	0	1	5	0	0	0	5	1	8	0	0
Donohue	.188	84	218	18	41	53	4	1	2	14	3	1	1	7	0	63	5	1
Downing	.290	30	93	5	27	39	6	0	2	25	1	2	0	12	1	12	0	2
Ford	.279	65	226	22	63	95	11	0	7	26	1	1	2	19	1	45	0	1
Garr	.190	21	42	5	8	9	1	0	0	3	0	0	0	4	2	6	0	0
Grich	.271	150	498	60	135	203	22	2	14	62	5	5	4	84	2	108	3	7
Harlow	.276	109	301	47	83	116	13	4	4	27	4	1	1	48	1	61	3	2
Harris	.293	19	41	8	12	23	5	0	2	7	0	1	0	7	0	4	0	1
Kubski	.254	22	63	11	16	19	3	0	0	6	0	0	0	6	0	10	1	1
Lansford	.261	151	602	87	157	235	27	3	15	80	7	11*	0	50	2	93	14	5
Miller	.274	129	412	52	113	139	14	3	2	38	6	3	1	48	4	71	7	3
Patek	.264	86	273	41	72	107	10	5	5	34	8	2	1	15	1	26	7	6
Rettenmund	.250	2	4	0	1	1	0	0	0	0	0	0	1	0	1	0	0	0
Rudi	.237	104	372	42	88	155	17	1	16	53	2	3	5	17	2	84	1	0
Skaggs	.197	24	66	7	13	16	0	0	1	9	1	1	0	9	0	13	0	0
Thompson	.317	102	312	59	99	164	14	0	17	70	2	3	0	70	9	60	2	0
Thon	.255	80	267	32	68	84	12	2	0	15	5	2	1	10	0	28	7	5
Whitmer	.241	48	87	8	21	24	3	0	0	7	9	2	0	4	0	21	1	0
<b>TOTALS</b>	<b>.265</b>	<b>160</b>	<b>5443</b>	<b>698</b>	<b>1442</b>	<b>2060</b>	<b>236</b>	<b>32</b>	<b>106</b>	<b>655</b>	<b>75</b>	<b>44</b>	<b>32</b>	<b>539</b>	<b>38</b>	<b>889</b>	<b>91</b>	<b>63</b>

## 1980 ANGELS DESIGNATED HITTERS

PLAYER	AVG	G	AB	R	H	TB	2B	3B	HR	RBI	SH	SF	HP	BB	IBB	SO	SB	CS
Baylor	.223	36	130	14	29	37	5	0	1	18	0	3	4	13	3	14	1	4
Campaneris	1.000	1	1	1	1	1	0	0	0	0	0	0	0	0	0	0	0	1
Carew	.362	32	127	20	46	59	8	1	1	16	1	2	1	13	0	5	4	2
Cowens	1.000	1	1	1	1	1	0	0	1	3	0	0	0	0	0	0	0	0
Downing	.357	13	42	2	15	21	3	0	1	14	0	2	0	5	0	3	0	1
Ford	.276	15	58	5	16	19	3	0	0	5	0	1	1	7	0	11	0	1
Garr	.241	8	29	4	7	8	1	0	0	2	0	0	0	2	2	4	0	0
Harlow	1.000	1	1	1	1	2	1	0	0	1	0	0	0	0	0	0	0	0
Rettenmund	.333	1	3	0	1	1	0	0	0	0	0	0	0	1	0	1	0	0
Rudi	.182	3	11	0	2	3	1	0	0	1	0	0	1	1	0	3	0	0
Thompson	.351	45	148	34	52	89	4	0	11	36	0	2	0	31	4	28	2	0
Thon	.310	15	58	6	18	23	3	1	0	5	0	1	0	1	0	5	1	2
<b>TOTALS</b>	<b>.310</b>	<b>160</b>	<b>609</b>	<b>88</b>	<b>189</b>	<b>267</b>	<b>29</b>	<b>2</b>	<b>15</b>	<b>101</b>	<b>1</b>	<b>11</b>	<b>7</b>	<b>74</b>	<b>9</b>	<b>74</b>	<b>8</b>	<b>11</b>

## 1980 ANGELS PITCHING

PITCHER	W-L	ERA	G	GS	CG	SHO	SV	IP	H	R	ER	HR	HB	BB	IB	SO	WP	BK
Aase	8-13	4.06	40	21	5	1	2	175	193	83	79	13	1	66	3	74	2	1
Barr	1-4	5.56	24	7	0	0	1	68	90	43	42	12	3	23	2	22	2	0
Botting	0-3	5.81	6	6	0	0	0	26.1	40	20	17	1	0	13	0	12	2	0
Clear	11-11	3.30	58	0	0	0	9	106.1	82	51	39	2	5	65	9	105	4	0
Dorsey	1-2	9.19	4	4	0	0	0	15.2	25	16	16	2	1	8	0	8	0	0
Ferris	0-2	5.87	5	3	0	0	0	15.1	23	13	10	2	0	9	0	4	1	0
Frost	4-8	5.29	15	15	2	0	0	78.1	97	53	46	8	2	21	1	28	3	0
Halicki	3-1	4.84	10	6	0	0	0	35.1	39	22	19	5	0	11	0	16	1	0
Hassler	5-1	2.49	41	0	0	0	10	83	67	25	23	8	1	37	8	75	1	0
Kison	3-6	4.91	13	13	2	1	0	73.1	73	46	40	5	3	32	2	28	0	2
Knapp	2-11	6.14	32	20	1	0	1	117.1	133	83	80	18	8	51	1	46	4	1
LaRoche	3-5	4.08	52	9	1	0	4	128	122	62	58	14	3	39	3	89	0	1
Lemanczyk	2-4	4.32	21	2	0	0	0	66.2	81	40	32	8	2	27	2	19	2	2
Martinez	7-9	4.52	30	23	4	1	0	149.1	150	81	75	14	1	59	2	57	5	0
Montague	4-2	5.13	37	0	0	0	3	73.2	97	47	42	8	1	21	1	22	2	0
Schuler	0-1	3.55	8	0	0	0	0	12.2	13	5	5	3	0	2	1	7	0	0
Tanana	11-12	4.15	32	31	7	0	0	204	223	107	94	18	8	45	0	113	3	1
<b>TOTALS</b>	<b>65-95</b>	<b>4.52</b>	<b>160</b>	<b>160</b>	<b>22</b>	<b>6</b>	<b>30</b>	<b>1428.1</b>	<b>1548</b>	<b>797</b>	<b>717</b>	<b>141</b>	<b>39</b>	<b>529</b>	<b>35</b>	<b>725</b>	<b>32</b>	<b>8</b>

WIN STREAK: 6, Aug. 4-9

LOSING STREAK: 9, June 11-19

CLUB HISTORY



# YEAR BY YEAR STATISTICAL REVIEW



## 1981 ANGELS BATTING

PLAYER	AVG	G	AB	R	H	TB	2B	3B	HR	RBI	SH	SF	HP	BB	IBB	SO	SB	CS
Baylor	.239	103	377	52	90	161	18	1	17	66	0	6	7	42	1	51	3	3
Beniquez	.181	58	166	18	30	44	5	0	3	13	4	1	1	15	0	16	2	1
Brunansky	.152	11	33	7	5	14	0	0	3	6	0	0	0	8	0	10	1	0
Burleson	.293	109★	430	53	126	160	17	1	5	33	11	4	3	42	2	38	4	6
Campaneris	.256	55	82	11	21	28	2	1	1	10	3	1	0	5	0	10	5	2
Carew	.305	93	364	57	111	136	17	1	2	21	10	2	0	45	7	45	16	9
Clark	.250	34	88	12	22	38	2	1	4	19	0	0	0	7	0	18	0	0
Davis	.000	1	2	0	0	0	0	0	0	0	0	0	0	0	0	0	0	0
Downing	.249	93	317	47	79	120	14	0	9	41	3	0	4	46	1	35	1	1
Ferguson	.233	12	30	5	7	11	1	0	1	5	1	1	0	9	0	8	0	0
Ford	.277	97	375	53	104	165	14	1	15	48	5	1	5	23	3	71	2	2
Grich	.304	100	352	56	107	191	14	2	22★	61	5	3	4	40	4	71	2	4
Harlow	.207	43	82	13	17	18	1	0	0	4	2	0	0	16	0	25	1	1
Harper	.273	4	11	1	3	3	0	0	0	1	0	1	0	0	0	0	1	0
Harris	.247	36	77	5	19	31	3	0	3	9	0	0	0	3	0	11	0	0
Hobson	.235	85	268	27	63	90	7	4	4	36	2	4	1	35	0	60	1	1
Lubratich	.143	7	21	2	3	4	1	0	0	1	0	0	0	0	0	2	1	0
Lynn	.219	76	256	28	56	81	8	1	5	31	1	4	3	38	4	42	1	2
Ott	.217	75	258	20	56	72	8	1	2	22	4	2	1	17	1	42	2	1
Patek	.234	27	47	3	11	14	1	1	0	5	0	0	0	1	0	6	1	0
Sconiers	.269	15	52	6	14	20	1	1	1	7	0	0	0	1	0	10	0	0
<b>TOTALS</b>	<b>.256</b>	<b>110</b>	<b>3688</b>	<b>476</b>	<b>944</b>	<b>1401</b>	<b>134</b>	<b>16</b>	<b>97</b>	<b>439</b>	<b>51</b>	<b>30</b>	<b>29</b>	<b>393</b>	<b>23</b>	<b>571</b>	<b>44</b>	<b>33</b>
<b>OPP.</b>	<b>.261</b>	<b>110</b>	<b>3675</b>	<b>453</b>	<b>958</b>	<b>1394</b>	<b>157</b>	<b>18</b>	<b>81</b>	<b>426</b>	<b>36</b>	<b>34</b>	<b>21</b>	<b>323</b>	<b>—</b>	<b>—</b>	<b>73</b>	<b>—</b>

## 1981 ANGELS DESIGNATED HITTERS

PLAYER	AVG	G	AB	R	H	TB	2B	3B	HR	RBI	SH	SF	HP	BB	IBB	SO	SB	CS
Baylor	.233	97	356	51	83	153	17	1	17	64	0	6	7	41	1	48	3	3
Beniquez	.000	1	3	0	0	0	0	0	0	0	0	0	0	0	0	0	0	0
Carew	.250	2	4	1	1	1	0	0	0	0	0	0	0	1	0	0	1	0
Downing	.222	5	18	1	4	4	0	0	0	2	0	0	0	3	0	0	0	0
Harper	.000	1	3	0	0	0	0	0	0	0	0	0	0	0	0	0	0	0
Harris	.000	1	3	0	0	0	0	0	0	0	0	0	0	0	0	0	0	0
Hobson	.143	2	7	0	1	1	0	0	0	1	0	0	0	2	0	1	0	0
Sconiers	.462	3	13	2	6	11	0	1	1	5	0	0	0	0	0	3	0	0
<b>TOTALS</b>	<b>.233</b>	<b>110</b>	<b>407</b>	<b>55</b>	<b>95</b>	<b>170</b>	<b>17</b>	<b>2</b>	<b>18</b>	<b>72</b>	<b>0</b>	<b>6</b>	<b>7</b>	<b>47</b>	<b>1</b>	<b>52</b>	<b>4</b>	<b>3</b>

## 1981 ANGELS PITCHING

PITCHER	W-L	ERA	G	GS	CG	SHO	SV	IP	H	R	ER	HR	HB	BB	IB	SO	WP	BK
Aase	4-4	2.34	39	0	0	0	11	65.1	56	17	17	4	0	24	2	38	2	0
D'Acquisto	0-0	10.71	6	0	0	0	0	19.1	26	24	23	2	1	12	0	8	1	0
Forsch	11-7	2.88	20	20	10	4★	0	153	143	54	49	7	4	27	2	55	0	0
Frost	1-8	5.51	12	9	0	0	0	47.1	44	30	29	3	1	19	0	16	1	0
Hassler	4-3	3.21	42	0	0	0	5	75.2	72	29	27	8	0	33	8	44	3	0
Jefferson	2-4	3.62	26	5	0	0	0	77	80	39	31	4	2	24	4	27	4	3
Kison	1-1	3.48	11	4	0	0	0	44	40	18	17	8	0	14	1	19	1	0
Mahler	0-0	0.00	6	0	0	0	0	6.1	1	0	0	0	0	2	0	5	0	0
Martinez	0-0	3.00	2	0	0	2	0	6	5	2	2	1	0	3	0	4	0	0
Moreno	1-3	2.87	8	4	1	0	0	31.1	27	10	10	2	0	14	0	12	1	0
Rau	1-2	8.71	3	3	0	0	0	10.1	14	10	10	2	0	4	0	3	0	0
Renko	8-4	3.44	22	15	0	0	1	102	93	40	39	7	1	42	1	50	0	0
Sanchez	0-2	2.94	17	0	0	0	2	33.2	39	16	11	4	1	11	0	13	1	0
Travers	0-1	8.38	4	4	0	0	0	9.2	14	11	9	2	0	4	0	5	0	0
Witt	8-9	3.21	22	21	7	1	0	129	123	60	47	9	11★	47	4	75	2	0
Zahn	10-11	4.41	25	25	9	0	0	161.1	181	93★	79★	18★	0	43	2	52	2	2
<b>TOTALS</b>	<b>51-59</b>	<b>3.71</b>	<b>110</b>	<b>110</b>	<b>27</b>	<b>8</b>	<b>19</b>	<b>971.1</b>	<b>958</b>	<b>453</b>	<b>400</b>	<b>81</b>	<b>21</b>	<b>323</b>	<b>24</b>	<b>426</b>	<b>18</b>	<b>5</b>
<b>OPP.</b>	<b>59-51</b>	<b>3.83</b>	<b>110</b>	<b>110</b>	<b>33</b>	<b>4</b>	<b>22</b>	<b>976.2</b>	<b>944</b>	<b>476</b>	<b>416</b>	<b>97</b>	<b>29</b>	<b>393</b>	<b>—</b>	<b>571</b>	<b>31</b>	<b>6</b>

WIN STREAK: 5, May 9-14

LOSING STREAK: 8, Sept. 5-12

CLUB HISTORY





# YEAR BY YEAR STATISTICAL REVIEW

## 1982 ANGELS BATTING

PLAYER	AVG	G	AB	R	H	TB	2B	3B	HR	RBI	SH	SF	HP	BB	IBB	SO	SB	CS
Adams	.143	8	14	1	2	2	0	0	0	1	0	1	0	0	2	1	0	0
Baylor	.263	157	608	80	160	258	24	1	24	93	0	8	7	57	7	69	10	4
Beniquez	.265	112	196	25	52	76	11	2	3	24	16	0	1	15	1	21	3	0
Boone	.256	143	472	42	121	159	17	0	7	58	23	5	0	39	2	34	0	2
Burleson	.156	11	45	4	7	8	1	0	0	2	2	0	0	6	2	3	0	0
Carew	.319	138	523	88	167	211	25	5	3	44	16	4	2	67	5	49	10	17
Clark	.211	102	90	11	19	26	1	0	2	8	2	1	0	0	0	29	1	0
DeCinces	.301	153	575	94	173	315	42	5	30	97	4	9	1	66	7	80	7	5
Downing	.281	158	623	109	175	300	37	2	28	84	3	8	5	86	1	58	2	1
Ferguson	.226	36	84	10	19	30	2	0	3	8	1	0	0	12	0	19	0	0
Foli	.252	150	480	46	121	148	14	2	3	56	26★	6	2	14	1	22	2	4
Grich	.261	145	506	74	132	227	28	5	19	65	6	3	8	82	3	109	3	3
Jackson, Re.	.275	153	530	92	146	282	17	1	39★	101	0	4	2	85	12	156★	4	5
Jackson, Ro.	.331	53	142	15	47	59	6	0	2	19	4	1	2	10	0	12	0	1
Kelleher	.163	34	49	9	8	9	1	0	0	1	3	0	1	5	0	5	1	1
Lynn	.299	138	472	89	141	244	38	1	21	86	5	7	3	58	4	72	7	8
Moreno	.000	11	3	3	0	0	0	0	0	0	0	0	0	2	0	0	0	2
Pettis	.200	10	5	5	1	4	0	0	1	1	0	0	0	0	0	2	0	0
Sconiers	.154	12	13	0	2	2	0	0	0	2	0	0	0	2	0	1	0	0
Wilfong	.245	55	102	17	25	36	4	2	1	11	2	0	0	7	1	17	4	0
<b>TOTALS</b>	<b>.274</b>	<b>162</b>	<b>5532</b>	<b>814</b>	<b>1518</b>	<b>2396</b>	<b>268</b>	<b>26</b>	<b>186</b>	<b>760</b>	<b>114</b>	<b>56</b>	<b>35</b>	<b>613</b>	<b>46</b>	<b>760</b>	<b>55</b>	<b>53</b>
<b>OPP.</b>	<b>.259</b>	<b>162</b>	<b>5555</b>	<b>670</b>	<b>1436</b>	<b>2148</b>	<b>250</b>	<b>45</b>	<b>124</b>	<b>640</b>	<b>47</b>	<b>32</b>	<b>42</b>	<b>482</b>	<b>—</b>	<b>—</b>	<b>66</b>	<b>—</b>

## 1982 ANGELS DESIGNATED HITTERS

PLAYER	AVG	G	AB	R	H	TB	2B	3B	HR	RBI	SH	SF	HP	BB	IBB	SO	SB	CS
Baylor	.263	155	608	79	160	258	24	1	24	93	0	8	7	55	7	69	10	4
Grich	.000	1	4	0	0	0	0	0	0	0	0	0	0	0	0	1	0	0
Jackson, Re.	.238	5	21	5	5	15	1	0	3	10	0	0	0	3	0	5	0	0
Moreno	.000	1	0	0	0	0	0	0	0	0	0	0	0	1	0	0	0	0
Sconiers	.000	1	1	0	0	0	0	0	0	0	0	0	0	0	0	0	0	0
Wilfong	.333	1	3	1	1	1	0	0	0	0	0	0	0	2	0	0	0	0
<b>TOTALS</b>	<b>.261</b>	<b>162</b>	<b>637</b>	<b>85</b>	<b>166</b>	<b>274</b>	<b>25</b>	<b>1</b>	<b>27</b>	<b>103</b>	<b>0</b>	<b>8</b>	<b>7</b>	<b>61</b>	<b>7</b>	<b>75</b>	<b>10</b>	<b>4</b>

## 1982 ANGELS PITCHING

PITCHER	W-L	ERA	G	GS	CG	SHO	SV	IP	H	R	ER	HR	HB	BB	IB	SO	WP	BK
Aase	3-3	3.46	24	0	0	0	4	52	45	20	5	0	23	2	40	2	0	0
Bahnson	0-1	4.66	7	0	0	0	0	9.2	13	6	5	0	0	8	1	5	0	0
Corbett	1-7	5.05	33	0	0	0	8	57	46	32	32	8	0	25	5	37	2	1
Curtis	0-1	6.00	8	0	0	0	1	12	16	8	8	0	0	3	2	10	2	0
Forsch	13-11	3.87	37	35	12	4	0	228	225	108	98	25	11	57	2	73	1	0
Goltz	8-5	4.08	28	7	1	0	3	86	82	43	39	4	1	32	1	49	2	0
Hassler	2-1	2.78	54	0	0	0	4	71.1	58	24	22	5	4	40	5	38	4	1
John	4-2	3.86	7	7	1	0	0	35	49	18	15	4	0	5	0	14	2	0
Kison	10-5	3.17	33	16	3	1	1	142	120	54	50	15	5	44	3	86	5	0
Mahler	2-0	1.13	6	0	0	0	0	8	9	1	1	0	0	6	1	5	0	0
Moreno	3-7	4.74	13	8	2	0	1	49.1	55	31	26	7	1	23	0	22	2	0
Renko	11-6	4.44	31	23	4	0	0	156	163	78	77	17	1	51	0	81	3	0
Sanchez	7-4	3.21	46	0	0	0	5	92.2	89	36	33	3	7	34	4	58	1	1
Steirer	1-0	3.76	10	1	0	0	0	26.1	25	14	11	2	1	11	0	14	0	0
Tiant	2-2	5.76	6	5	0	0	0	29.2	39	20	19	3	0	8	0	30	0	0
Witt	8-6	3.51	33	26	5	1	0	179.2	177	77	70	8	7	47	2	85	8	1
Zahn	18-8	3.73	34	34	12	4	0	229.1	225	100	95	18	4	65	5	81	2	0
<b>TOTALS</b>	<b>93-69</b>	<b>3.82</b>	<b>162</b>	<b>162</b>	<b>40</b>	<b>10</b>	<b>27</b>	<b>1464</b>	<b>1436</b>	<b>670</b>	<b>621</b>	<b>124</b>	<b>42</b>	<b>482</b>	<b>33</b>	<b>728</b>	<b>36</b>	<b>4</b>
<b>OPP.</b>	<b>69-93</b>	<b>4.58</b>	<b>162</b>	<b>162</b>	<b>24</b>	<b>3</b>	<b>34</b>	<b>1452</b>	<b>1518</b>	<b>814</b>	<b>739</b>	<b>186</b>	<b>35</b>	<b>613</b>	<b>—</b>	<b>760</b>	<b>42</b>	<b>8</b>

WIN STREAK: 7, Apr. 13-19

LOSING STREAK: 8, June 30-July 7

CLUB HISTORY



# YEAR BY YEAR STATISTICAL REVIEW



## 1983 ANGELS BATTING

PLAYER	AVG	G	AB	R	H	TB	2B	3B	HR	RBI	SH	SF	HP	BB	IBB	SO	SB	CS
Adams	.250	58	112	22	28	36	2	0	2	6	3	0	3	5	0	12	1	1
Beniquez	.305	92	315	44	96	120	15	0	3	34	6	1	4	15	0	29	4	2
Boone	.256	142	468	46	120	165	18	0	9	52	10	7	0	24	1	42	4	3
Brown, M.	.231	31	104	12	24	40	5	1	3	9	0	0	0	7	0	20	1	0
Burleson	.286	33	119	22	34	41	7	0	0	11	2	1	0	12	0	12	0	2
Carew	.339	129	472	66	160	194	24	2	2	44	3	3	1	57	9	48	6	7
Clark	.231	76	212	17	49	75	9	1	5	21	3	1	0	9	0	45	0	0
DeCinces	.281	95	370	49	104	183	19	3	18	65	1	8	0	32	2	56	2	0
Downing	.246	113	403	68	99	173	15	1	19	53	1	2	5	62	4	59	1	2
Ferguson	.074	12	27	3	2	2	0	0	0	2	1	0	0	5	0	8	0	0
Foli	.252	88	330	29	83	99	10	0	2	29	11	2	1	5	1	18	2	3
Grich	.292	120	387	65	113	178	17	0	16	62	4	3	7	76	2	62	2	4
Jackson, Re.	.194	116	397	43	77	135	14	1	14	49	0	5	4	52	5	140	0	2
Jackson, Ro.	.230	102	348	41	80	122	16	1	8	39	1	0	3	27	2	33	2	2
Lubratich	.218	57	156	12	34	43	9	0	0	7	13	1	0	4	0	17	0	1
Lynn	.272	117	437	56	119	211	20	3	22	74	0	6	2	55	10	83	2	2
Narron	.136	10	22	1	3	6	0	0	1	4	0	0	0	1	0	3	0	0
O'Berry	.167	26	60	7	10	14	1	0	1	5	2	0	0	3	0	11	0	0
Pettis	.294	22	85	19	25	42	2	3	3	6	1	0	0	7	0	15	8	3
Schofield	.204	21	54	4	11	22	2	0	3	4	1	0	1	6	0	8	0	0
Sconiers	.274	106	314	49	86	135	19	3	8	46	2	1	0	17	2	41	4	2
Valentine	.240	86	271	30	65	118	10	2	13	43	1	4	0	18	0	48	2	1
Wilfong	.254	65	177	17	45	60	7	1	2	17	2	1	0	10	1	25	0	2
<b>TOTALS</b>	<b>.260</b>	<b>162</b>	<b>5640</b>	<b>722</b>	<b>1467</b>	<b>2214</b>	<b>241</b>	<b>22</b>	<b>154</b>	<b>682</b>	<b>68</b>	<b>46</b>	<b>31</b>	<b>509</b>	<b>39</b>	<b>835</b>	<b>41</b>	<b>39</b>
<b>OPP.</b>	<b>.284</b>	<b>162</b>	<b>5760</b>	<b>779</b>	<b>1636</b>	<b>2393</b>	<b>297</b>	<b>35</b>	<b>130</b>	<b>725</b>	<b>57</b>	<b>50</b>	<b>30</b>	<b>496</b>	<b>71</b>	<b>668</b>	<b>83</b>	<b>61</b>

## 1983 ANGELS DESIGNATED HITTERS

PLAYER	AVG	G	AB	R	H	TB	2B	3B	HR	RBI	SH	SF	HP	BB	IBB	SO	SB	CS
Beniquez	.300	6	20	6	6	6	0	0	0	2	2	0	0	0	0	3	0	0
Carew	.370	24	100	10	37	42	2	0	1	12	0	1	0	14	3	11	1	3
Clark	.333	2	6	1	2	5	0	0	1	2	0	0	0	1	0	1	0	0
DeCinces	.225	10	40	1	9	9	0	0	0	1	0	0	0	2	0	4	0	0
Downing	.255	26	98	18	25	42	2	0	5	10	0	1	1	14	2	11	0	1
Jackson, Re.	.176	62	227	23	40	64	9	0	5	23	0	3	2	34	3	85	0	1
Jackson, Ro.	.289	16	38	6	11	21	1	0	3	11	0	0	0	5	0	8	0	0
Lynn	.375	2	8	2	3	9	0	0	2	2	0	0	0	1	0	2	0	0
Narron	.250	1	4	0	1	1	0	0	0	2	0	0	0	0	0	0	0	0
Sconiers	.309	27	94	17	29	48	7	0	4	17	0	0	0	5	1	13	1	1
<b>TOTALS</b>	<b>.257</b>	<b>162</b>	<b>635</b>	<b>84</b>	<b>163</b>	<b>247</b>	<b>21</b>	<b>0</b>	<b>21</b>	<b>82</b>	<b>2</b>	<b>5</b>	<b>3</b>	<b>76</b>	<b>9</b>	<b>138</b>	<b>2</b>	<b>6</b>

## 1983 ANGELS PITCHING

PITCHER	W-L	ERA	G	GS	CG	SHO	SV	IP	H	R	ER	HR	HB	BB	IB	SO	WP	BK
Brown, C.	1-1	7.31	10	0	0	0	0	16	25	13	13	1	0	4	1	7	1	0
Brown, S.	2-3	3.52	12	4	2	1	0	46	45	19	18	4	0	16	1	23	0	0
Corbett	1-1	3.63	11	0	0	0	0	17.1	26	10	7	1	1	4	2	18	0	0
Curtis	1-2	3.80	37	3	0	0	5	90	89	44	38	5	2	40	11	36	8	0
Forsch	11-12	4.06	31	31	11	1	0	219.1	226	107	99	21	4	61	6	81	6	0
Goltz	0-6	6.22	15	6	0	0	0	63.2	81	48	44	10	1	37	2	27	1	1
Hassler	0-5	5.45	42	0	0	0	4	36.1	42	22	22	2	0	17	8	20	5	0
John	11-13	4.33	34	34	9	0	0	234.2	287	126	113	20	2	49	5	65	11	0
Kison	11-5	4.05	26	17	4	1	2	126.2	128	59	57	13	4	43	4	83	0	0
Lacey	1-2	5.19	8	0	0	0	0	8.2	12	5	5	1	0	0	0	7	0	0
McLaughlin	2-4	5.17	16	7	0	0	0	55.2	63	32	32	3	2	22	3	45	0	0
Sanchez	10-8	3.66	56	1	0	0	7	98.1	92	42	40	6	3	40	14	49	2	0
Steiner	3-2	4.82	19	5	0	0	0	61.2	77	40	33	3	3	18	4	25	1	0
Travers	0-3	5.91	10	7	0	0	0	42.2	58	32	28	4	2	19	1	24	4	0
Witt	7-14	4.91	43	19	2	0	5	154	173	90	84	14	6	75	7	77	8	0
Zahn	9-11	3.33	29	28	11	3	0	203	212	90	75	22	0	51	2	81	4	0
<b>TOTALS</b>	<b>70-92</b>	<b>4.32</b>	<b>162</b>	<b>162</b>	<b>39</b>	<b>7</b>	<b>23</b>	<b>1474</b>	<b>1636</b>	<b>779</b>	<b>708</b>	<b>130</b>	<b>30</b>	<b>496</b>	<b>72</b>	<b>668</b>	<b>51</b>	<b>1</b>
<b>OPP.</b>	<b>92-70</b>	<b>3.93</b>	<b>162</b>	<b>162</b>	<b>35</b>	<b>11</b>	<b>37</b>	<b>1483.1</b>	<b>1467</b>	<b>722</b>	<b>648</b>	<b>154</b>	<b>31</b>	<b>509</b>	<b>—</b>	<b>835</b>	<b>35</b>	<b>5</b>

WIN STREAK: 7, May 22-29

LOSING STREAK: 6, Sept. 8-14

CLUB HISTORY





# YEAR BY YEAR STATISTICAL REVIEW

## 1984 ANGELS BATTING

PLAYER	AVG	G	AB	R	H	TB	2B	3B	HR	RBI	SH	SF	HP	BB	IBB	SO	SB	CS
Beniquez	.336	110	354	60	119	160	17	0	8	39	4	3	3	18	0	43	0	3
Boone	.202	139	450	33	91	118	16	1	3	32	6	5	0	25	1	45	3	3
Brown, M.	.284	62	148	19	42	77	8	3	7	22	2	0	0	13	1	23	0	2
Burleson	.000	7	4	2	0	0	0	0	0	0	1	0	0	0	0	2	0	0
Carew	.295	93	329	42	97	116	8	1	3	31	5	4	0	40	1	39	4	3
DeCinces	.269	146	547	77	147	236	23	3	20	82	0	12	0	53	4	79	4	1
Downing	.275	156	539	65	148	249	28	2	23	91	3	9	7	70	3	66	0	4
Grich	.256	116	363	60	93	164	15	1	18	58	6	4	2	57	3	70	2	5
Jackson, Re.	.223	143	525	67	117	213	17	2	25	81	1	0	3	55	7	141	8	4
Jackson, Ro.	.165	33	91	5	15	19	2	1	0	5	1	1	0	7	0	13	0	0
Lynn	.271	142	517	84	140	245	28	4	23	79	2	2	2	77	8	97	2	2
Miller	.171	17	41	5	7	7	0	0	0	1	0	0	0	4	0	9	0	0
Narron	.247	69	150	9	37	51	5	0	3	17	1	2	1	8	1	12	0	0
Pettis	.227	140	397	63	90	119	11	6	2	29	5	1	3	60	1	115	48	17
Picciolo	.202	87	119	18	24	33	6	0	1	9	8	1	0	0	0	21	0	1
Schofield	.193	140	400	39	77	105	10	3	4	21	13	0	6	33	0	79	5	2
Sconiers	.244	57	160	14	39	55	4	0	4	17	0	0	0	13	2	17	1	2
Thomas	.138	14	29	3	4	6	0	1	0	2	1	0	0	3	0	4	0	0
Wilfong	.248	108	307	31	76	111	13	2	6	33	6	2	2	20	0	53	3	2
<b>TOTALS</b>	<b>.249</b>	<b>162</b>	<b>5470</b>	<b>696</b>	<b>1363</b>	<b>2084</b>	<b>211</b>	<b>30</b>	<b>150</b>	<b>649</b>	<b>65</b>	<b>46</b>	<b>29</b>	<b>556</b>	<b>32</b>	<b>928</b>	<b>80</b>	<b>51</b>
<b>OPP.</b>	<b>.271</b>	<b>162</b>	<b>5631</b>	<b>697</b>	<b>1526</b>	<b>2273</b>	<b>256</b>	<b>31</b>	<b>143</b>	<b>655</b>	<b>48</b>	<b>54</b>	<b>27</b>	<b>474</b>	<b>59</b>	<b>754</b>	<b>71</b>	<b>50</b>

## 1984 ANGELS DESIGNATED HITTERS

PLAYER	AVG	G	AB	R	H	TB	2B	3B	HR	RBI	SH	SF	HP	BB	IBB	SO	SB	CS
Brown, M.	.222	3	9	1	2	3	1	0	0	0	0	0	0	1	0	2	0	0
Carew	.500	1	4	0	2	2	0	0	0	0	0	0	0	1	0	0	0	0
DeCinces	.353	5	17	1	6	7	1	0	0	1	0	0	0	5	0	5	0	0
Downing	.222	21	72	8	16	32	4	0	4	15	1	1	0	7	0	9	0	0
Jackson, Re.	.225	134	507	66	114	208	15	2	25	80	1	0	3	55	6	136	8	4
Sconiers	.250	1	4	0	1	1	0	0	0	0	0	0	0	0	0	0	0	0
Wilfong	.000	1	0	0	0	0	0	0	0	0	0	0	0	0	0	0	0	0
<b>TOTALS</b>	<b>.230</b>	<b>162</b>	<b>613</b>	<b>76</b>	<b>141</b>	<b>253</b>	<b>21</b>	<b>2</b>	<b>29</b>	<b>96</b>	<b>2</b>	<b>1</b>	<b>3</b>	<b>69</b>	<b>6</b>	<b>152</b>	<b>8</b>	<b>4</b>

## 1984 ANGELS PITCHING

PITCHER	W-L	ERA	G	GS	CG	SHO	SV	IP	H	R	ER	HR	HB	BB	IB	SO	WP	BK
Aase	4-1	1.62	23	0	0	0	8	39	30	7	7	1	0	19	5	28	0	0
Brown, S.	0-1	9.00	3	3	0	0	0	11	16	13	11	0	0	9	1	5	1	0
Cliburn	0-0	13.50	1	0	0	0	0	2	3	3	3	0	0	1	1	1	0	0
Corbett	5-1	2.12	45	1	0	0	4	85	76	22	20	2	2	30	12	48	2	0
Curtis	1-2	4.40	17	0	0	0	0	28	30	16	14	4	0	11	1	18	3	0
Forsch	1-1	2.20	2	2	1	0	0	16	14	4	4	2	0	3	0	10	0	0
John	7-13	4.52	32	29	4	1	0	181.1	223	97	91	15	4	56	3	47	11	0
Kaufman	2-3	4.57	29	1	0	0	1	69	68	37	35	13	0	20	4	41	1	1
Kison	4-5	5.37	20	7	0	0	2	65.1	72	42	39	10	6	28	3	66	4	0
LaCorte	1-2	7.06	13	1	0	0	0	29.1	33	26	23	9	0	13	4	13	2	0
Romanick	12-12	3.76	33	33	8	2	0	229.2	240	107	96	23	4	61	3	87	3	0
Sanchez	9-7	3.33	49	0	0	0	11	83.2	84	34	31	10	3	33	9	62	1	1
Slaton	7-10	4.97	32	22	5	1	0	163.2	192	95	90	22	2	56	5	67	6	0
Smith	0-0	18.00	1	0	0	0	0	1	4	2	2	1	0	0	0	0	0	0
Steirer	0-1	16.88	1	1	0	0	0	2.2	6	5	5	0	0	2	1	2	0	0
Swan	0-1	10.80	2	1	0	0	0	5	8	6	6	3	0	0	0	2	0	0
Witt	15-11	3.47	34	34	9	2	0	246.2	227	103	95	17	5	84	3	196	7	1
Zahn	13-10	3.12	28	28	9	5	0	199.1	200	78	69	11	1	48	4	61	3	0
<b>TOTALS</b>	<b>81-81</b>	<b>3.96</b>	<b>162</b>	<b>162</b>	<b>36</b>	<b>12</b>	<b>26</b>	<b>1458</b>	<b>1526</b>	<b>697</b>	<b>641</b>	<b>143</b>	<b>27</b>	<b>474</b>	<b>59</b>	<b>754</b>	<b>44</b>	<b>3</b>
<b>OPP.</b>	<b>81-81</b>	<b>3.78</b>	<b>162</b>	<b>162</b>	<b>31</b>	<b>12</b>	<b>27</b>	<b>1457.1</b>	<b>1363</b>	<b>696</b>	<b>612</b>	<b>150</b>	<b>29</b>	<b>556</b>	<b>—</b>	<b>928</b>	<b>48</b>	<b>12</b>

WIN STREAK: 5, Apr. 17-22

LOSING STREAK: 7, Aug. 15-21

# YEAR BY YEAR STATISTICAL REVIEW



## 1985 ANGELS BATTING

PLAYER	AVG	G	AB	R	H	TB	2B	3B	HR	RBI	SH	SF	HP	BB	IBB	SO	SB	CS
Beniquez	.304	132	411	54	125	172	13	5	8	42	9	1	5	34	3	48	4	3
Boone	.248	150	460	37	114	146	17	0	5	55	16	4	3	37	2	35	1	2
Brown	.268	60	153	23	41	64	9	1	4	20	3	0	1	7	0	21	0	1
Carew	.280	127	443	69	124	153	17	3	2	39	9	1	1	64	9	47	5	5
DeCinces	.244	120	427	50	104	188	22	1	20	78	5	7	2	47	11	71	1	4
Downing	.263	150	520	80	137	222	23	1	20	85	5	4	13	78	3	61	5	3
Gerber	.264	65	91	8	24	29	1	2	0	6	3	1	0	2	0	3	0	3
Grich	.242	144	479	74	116	178	17	3	13	53	8	0	3	81	3	77	3	5
Hendrick	.122	16	41	5	5	12	1	0	2	6	0	1	0	4	1	8	0	0
Howell	.197	43	137	19	27	46	4	0	5	18	4	1	0	16	2	33	1	1
Jackson	.252	143	460	64	116	224	27	0	27	85	0	2	1	78	12	138	1	2
Jones	.231	125	389	66	90	174	17	2	21	67	8	2	0	57	2	82	7	4
Keedy	.500	3	4	1	2	6	1	0	1	1	0	0	0	0	0	0	1	0
Linares	.258	18	43	7	11	22	2	0	3	11	0	1	0	2	0	5	2	0
Miller	.375	51	48	8	18	28	2	1	2	7	0	0	1	1	0	10	0	1
Narron	.220	67	132	12	29	48	4	0	5	14	0	0	0	11	2	17	0	0
Pettis	.257	125	443	67	114	143	10	8	1	32	9	2	0	62	0	125	56	9
Polidor	1.000	2	1	1	1	0	0	0	0	0	0	0	0	0	0	0	0	0
Schofield	.219	147	438	50	96	145	19	3	8	41	12	3	8	35	0	70	11	4
Sconiers	.286	44	98	14	28	42	6	1	2	12	0	3	0	15	0	18	2	1
White	.143	21	7	7	1	1	0	0	0	0	0	1	1	0	3	3	1	0
Wilfong	.189	83	217	16	41	56	3	0	4	13	8	2	0	16	1	32	4	1
TOTALS	.251	162	5442	732	1364	2100	215	31	153	685	99	35	39	648	51	902	106	51
OPP.	.263	162	5531	703	1453	2290	252	36	171	674	48	44	27	514	30	767	79	56

## 1985 ANGELS DESIGNATED HITTERS

PLAYER	AVG	G	AB	R	H	TB	2B	3B	HR	RBI	SH	SF	HP	BB	IBB	SO	SB	CS
Beniquez	.281	14	32	4	9	16	1	0	2	6	0	0	1	2	0	7	0	0
Brown	.100	7	10	1	1	1	0	0	0	0	0	0	1	1	0	3	0	0
DeCinces	.071	3	14	1	1	1	0	0	0	0	0	0	0	0	0	2	0	0
Downing	.217	25	83	12	18	30	3	0	3	15	0	1	2	13	0	9	1	0
Gerber	.000	1	0	1	0	0	0	0	0	0	0	0	0	0	0	0	0	0
Grich	.238	6	21	0	5	7	2	0	0	1	1	0	0	1	0	3	1	0
Hendrick	.000	1	3	0	0	0	0	0	0	0	0	0	0	0	0	1	0	0
Jackson	.196	52	168	25	33	65	8	0	8	26	0	2	1	35	9	65	0	2
Jones	.262	43	130	27	34	64	8	2	6	30	1	1	0	19	0	30	1	1
Linares	.250	14	40	6	10	21	2	0	3	10	0	1	0	1	0	4	1	0
Miller	.400	4	10	0	4	4	0	0	0	0	0	0	0	0	0	2	0	1
Narron	.182	7	22	1	4	8	1	0	1	1	0	0	0	1	1	2	0	0
Sconiers	.250	20	68	10	17	27	2	1	2	8	0	2	0	11	0	15	2	1
Wilfong	.000	2	4	0	0	0	0	0	0	0	0	0	0	0	0	0	0	0
TOTALS	.225	162	605	88	136	244	27	3	25	97	2	7	5	84	10	143	6	5

## 1985 ANGELS PITCHING

PITCHER	W-L	ERA	G	GS	CG	SHO	SV	IP	H	R	ER	HR	HB	BB	IB	SO	WP	BK
Candelaria	7-3	3.80	13	13	1	1	0	71	70	33	30	7	3	24	1	53	2	0
Clements	5-0	3.34	41	0	0	0	1	62	47	23	23	4	2	25	2	19	1	0
Cliburn	9-3	2.09	44	0	0	0	6	99	87	25	23	5	1	26	6	48	2	0
Corbett	3-3	4.89	30	0	0	0	0	46	49	33	25	7	1	20	3	24	0	0
Fowlkes	0-0	9.00	2	0	0	0	0	7	8	7	7	4	0	4	0	5	1	0
Holland	0-1	1.48	15	0	0	0	0	24.1	17	4	4	4	0	10	1	14	1	0
John	2-4	4.70	12	6	0	0	0	38.1	51	22	20	3	1	15	1	17	5	0
Kipper	0-1	21.60	2	1	0	0	0	3.1	7	8	8	1	0	3	0	0	0	0
Lugo	3-4	3.69	20	10	1	0	0	83	86	36	34	10	4	29	1	42	2	0
Mack	0-1	15.43	1	1	0	0	0	2.1	8	6	4	0	0	0	0	0	0	0
McCaskill	12-12	4.70	30	29	6	1	0	189.2	189	105	99	23	4	64	1	102	5	0
Moore	8-8	1.92	65	0	0	0	31	103	91	28	22	9	0	21	3	72	2	0
Romanick	14-9	4.11	31	31	6	1	0	195	210	101	89	29	4	62	1	64	2	3
Sanchez	2-0	5.72	26	0	0	0	2	61.1	67	41	39	9	1	27	3	34	2	0
Slaton	6-10	4.37	29	24	1	0	1	148.1	162	82	72	22	2	63	1	60	8	0
Smith	0-0	7.20	4	0	0	0	0	5	5	4	4	1	0	1	0	3	0	0
Sutton	2-2	3.69	5	5	0	0	0	31.2	27	13	13	6	0	8	0	16	0	0
Witt	15-9	3.56	35	35	6	1	0	250	228	115	99	22	4	98	6	180	11	1
Zahn	2-2	4.38	7	7	1	1	0	37	44	19	18	5	0	14	0	14	1	0
TOTALS	90-72	3.91	162	162	22	8	41	1457.1	1453	703	633	171	27	514	30	767	45	4
OPP.	72-90	4.04	162	162	25	10	34	1455.1	1364	732	653	153	39	648	—	902	28	13

WIN STREAK: 6, Apr. 25-30

LOSING STREAK: 5, July 25-30

CLUB HISTORY





# YEAR BY YEAR STATISTICAL REVIEW

## 1986 ANGELS BATTING

PLAYER	AVG	G	AB	R	H	TB	2B	3B	HR	RBI	SH	SF	HP	BB	IBB	SO	SB	CS
Boone	.222	144	442	48	98	135	12	2	7	49	12	6	0	43	1	30	1	0
Burleson	.284	93	271	35	77	106	14	0	5	29	6	1	1	33	1	32	1	3
DeCinces	.256	140	512	69	131	235	20	3	26	96	2	4	2	52	4	74	2	2
Downing	.267	152	513	90	137	232	27	4	20	95	3	8	17	90	2	84	4	4
Grich	.268	98	313	42	84	129	18	0	9	30	10	1	3	39	1	54	1	3
Hendrick	.272	102	283	45	77	134	13	1	14	47	4	3	1	26	5	41	1	1
Howell	.272	63	151	26	41	71	14	2	4	21	3	2	0	19	0	28	2	0
Jackson	.241	132	419	65	101	171	12	2	18	58	0	3	3	92	11	115	1	1
Jones	.229	126	393	73	90	168	21	3	17	49	7	3	3	64	5	87	10	3
Joyner	.290	154	593	82	172	271	27	3	22	100	10	12	2	57	8	58	5	2
McLemore	.000	5	4	0	0	0	0	0	0	0	1	0	0	1	0	2	0	1
Miller	.228	33	57	6	13	17	2	1	0	4	0	1	0	4	0	8	0	0
Narron	.221	57	95	5	21	29	3	1	1	8	1	1	1	9	0	14	0	0
Pettis	.258	154	539	93	139	185	23	4	5	58	15	5	0	69	2	132	50	13
Polidor	.263	6	19	1	5	6	1	0	0	1	0	0	0	1	0	0	0	0
Ryal	.375	13	32	6	12	18	0	0	2	5	0	0	0	2	1	4	1	0
Schofield	.249	139	458	67	114	182	17	6	13	57	9	9	5	48	2	55	23	5
White	.235	29	51	8	12	18	1	1	1	3	0	0	0	6	0	8	6	0
Wilfong	.219	92	288	25	63	89	11	3	3	33	8	2	2	16	2	34	1	4
<b>TOTALS</b>	<b>.255</b>	<b>162</b>	<b>5433</b>	<b>786</b>	<b>1387</b>	<b>2196</b>	<b>236</b>	<b>36</b>	<b>167</b>	<b>743</b>	<b>91</b>	<b>61</b>	<b>40</b>	<b>671</b>	<b>45</b>	<b>860</b>	<b>109</b>	<b>42</b>
<b>OPP.</b>	<b>.248</b>	<b>162</b>	<b>5476</b>	<b>684</b>	<b>1356</b>	<b>2107</b>	<b>228</b>	<b>32</b>	<b>153</b>	<b>652</b>	<b>41</b>	<b>44</b>	<b>27</b>	<b>478</b>	<b>19</b>	<b>955</b>	<b>61</b>	<b>55</b>

## 1986 ANGELS DESIGNATED HITTERS

PLAYER	AVG	G	AB	R	H	TB	2B	3B	HR	RBI	SH	SF	HP	BB	IBB	SO	SB	CS
Burleson	.275	38	131	18	36	49	4	0	3	12	1	0	0	10	0	18	0	2
DeCinces	.250	3	12	2	3	5	2	0	0	0	0	0	0	0	0	2	0	0
Downing	.243	10	37	6	9	20	3	1	2	5	0	1	1	6	0	8	0	0
Hendrick	.250	4	8	1	2	2	0	0	0	1	0	0	0	1	0	1	0	0
Howell	.000	2	3	1	0	0	0	0	0	0	0	0	0	1	0	0	0	0
Jackson	.236	121	403	63	95	164	11	2	18	54	0	3	3	89	11	113	1	1
Miller	.667	2	3	1	2	3	1	0	0	0	0	0	0	1	0	0	0	0
Narron	.667	2	3	0	2	2	0	0	0	2	0	1	0	1	0	0	0	0
Pettis	.000	1	0	1	0	0	0	0	0	0	0	0	0	0	0	0	0	0
Ryal	.500	2	2	1	1	4	0	0	1	2	0	0	0	0	0	0	0	0
<b>TOTALS</b>	<b>.249</b>	<b>162</b>	<b>602</b>	<b>94</b>	<b>150</b>	<b>249</b>	<b>21</b>	<b>3</b>	<b>24</b>	<b>76</b>	<b>1</b>	<b>5</b>	<b>4</b>	<b>109</b>	<b>11</b>	<b>142</b>	<b>1</b>	<b>3</b>

## 1986 ANGELS PITCHING

PITCHER	W-L	ERA	G	GS	CG	SHO	SV	IP	H	R	ER	HR	HB	BB	IB	SO	WP	BK
Bryden	2-1	6.55	16	0	0	0	0	34.1	38	25	25	4	2	21	0	25	2	0
Candelaria	10-2	2.55	16	16	1	1	0	91.2	68	30	26	4	3	26	2	81	2	1
Chadwick	0-5	7.24	7	7	0	0	0	27.1	39	26	22	5	1	15	0	9	1	0
Cook	0-2	9.00	5	1	0	0	0	9	13	12	9	3	0	7	1	6	0	0
Corbett	4-2	3.66	46	0	0	0	10	78.2	66	36	32	11	1	22	2	36	2	0
Finley	3-1	3.30	25	0	0	0	0	46.1	40	17	17	2	1	23	1	37	2	0
Fischer	0-0	4.24	9	0	0	0	0	17	18	8	8	4	0	8	2	7	0	1
Forsch	0-1	9.53	10	0	0	0	1	17	24	21	18	4	2	10	0	13	0	0
Forster	4-1	3.51	41	0	0	0	5	41	47	18	16	2	3	17	1	28	0	0
Fraser	0-0	8.31	1	1	0	0	0	4	6	4	4	0	0	1	0	2	0	0
Lucas	4-1	3.15	27	0	0	0	2	45.2	45	19	16	1	0	6	0	31	5	0
Lugo	1-1	3.80	6	3	0	0	0	21.1	21	9	9	4	0	6	0	9	0	0
McCaskill	17-10	3.36	34	33	10	2	0	246.1	207	98	92	19	5	92	1	202	10	2
Moore	4-5	2.97	49	0	0	0	21	72.2	60	28	24	10	0	22	4	53	4	1
Romanick	5-8	5.50	18	18	1	1	0	106.1	124	68	65	13	0	44	0	38	4	0
Ruhle	1-3	4.15	16	3	0	0	1	47.2	46	25	22	5	1	7	0	23	1	0
Slaton	4-6	5.65	14	12	0	0	0	73.1	84	52	46	9	2	29	4	31	1	0
Sutton	15-11	3.74	34	34	3	1	0	207	192	93	86	31	3	49	2	116	4	1
Witt	18-10	2.84	34	34	14	3	0	269	218	95	85	22	3	73	2	208	6	0
<b>TOTALS</b>	<b>92-70</b>	<b>3.84</b>	<b>408</b>	<b>162</b>	<b>29</b>	<b>12</b>	<b>40</b>	<b>1456</b>	<b>1356</b>	<b>684</b>	<b>621</b>	<b>153</b>	<b>27</b>	<b>478</b>	<b>19</b>	<b>955</b>	<b>44</b>	<b>6</b>
<b>OPP.</b>	<b>70-92</b>	<b>4.38</b>	<b>162</b>	<b>162</b>	<b>27</b>	<b>10</b>	<b>30</b>	<b>1443</b>	<b>1387</b>	<b>786</b>	<b>702</b>	<b>167</b>	<b>40</b>	<b>671</b>	<b>—</b>	<b>860</b>	<b>48</b>	<b>11</b>

WIN STREAK: 7, Aug. 24-31

LOSING STREAK: 5, May 21-25



# YEAR BY YEAR STATISTICAL REVIEW



## 1987 ANGELS BATTING

PLAYER	AVG	G	AB	R	H	TB	2B	3B	HR	RBI	SH	SF	HP	BB	IBB	SO	SB	CS
Armas	.198	28	81	8	16	30	3	1	3	9	1	1	0	1	0	11	1	0
Boone	.242	128	389	42	94	121	18	0	3	33	14	3	1	35	0	36	0	2
Buckner	.306	57	183	16	56	79	12	1	3	32	1	1	0	9	1	7	1	0
DeCinces	.234	133	453	65	106	177	23	0	16	63	2	3	2	70	6	87	3	4
Downing	.272	155	567	110	154	276	29	3	29	77	2	3	17	106	6	85	5	5
Eppard	.333	8	9	2	3	3	0	0	0	0	0	0	0	2	0	0	0	0
Fimpe	.200	13	10	1	2	2	0	0	0	1	0	0	0	1	0	2	0	0
Hendrick	.241	65	162	14	39	64	10	0	5	25	0	0	0	14	1	18	0	0
Howell	.245	138	449	64	110	207	18	5	23	64	1	2	2	57	4	118	4	3
Jones	.245	85	192	25	47	83	8	2	8	28	1	0	0	20	2	38	2	1
Joyner	.285	149	564	100	161	298	33	1	34	117	2	10	5	72	12	64	8	2
McLemore	.236	138	433	61	102	130	13	3	3	41	15	3	0	48	0	72	25	8
Miller	.241	53	108	14	26	43	5	0	4	16	2	3	2	9	0	13	1	0
Pettis	.208	133	394	49	82	102	13	2	1	17	1	0	1	52	0	124	24	5
Polidor	.263	63	137	12	36	45	3	0	2	15	0	1	1	2	0	15	0	0
Ray	.346	30	127	16	44	55	11	0	0	15	1	1	0	3	0	10	0	0
Ryal	.200	58	100	7	20	41	6	0	5	18	1	0	0	3	1	15	0	0
Schofield	.251	134	479	52	120	170	17	3	9	46	10	3	2	37	0	63	19	3
White	.263	159	639	103	168	283	33	5	24	87	14	2	2	39	2	135	32	11
Wilson	.500	7	2	5	1	1	0	0	0	0	1	0	0	1	0	0	0	0
Wynegar	.207	31	92	4	19	21	2	0	0	5	1	0	0	9	0	13	0	0
<b>TOTALS</b>	<b>.252</b>	<b>162</b>	<b>5570</b>	<b>770</b>	<b>1406</b>	<b>2231</b>	<b>257</b>	<b>26</b>	<b>172</b>	<b>709</b>	<b>70</b>	<b>36</b>	<b>35</b>	<b>590</b>	<b>35</b>	<b>926</b>	<b>125</b>	<b>44</b>
<b>OPP.</b>	<b>.264</b>	<b>162</b>	<b>5600</b>	<b>803</b>	<b>1481</b>	<b>2408</b>	<b>243</b>	<b>24</b>	<b>212</b>	<b>755</b>	<b>50</b>	<b>34</b>	<b>32</b>	<b>504</b>	<b>30</b>	<b>941</b>	<b>72</b>	<b>58</b>

## 1987 ANGELS DESIGNATED HITTERS

PLAYER	AVG	G	AB	R	H	TB	2B	3B	HR	RBI	SH	SF	HP	BB	IBB	SO	SB	CS
Boone	1.000	1	1	0	1	1	0	0	0	0	0	0	0	0	0	0	0	0
Buckner	.275	39	149	14	41	60	10	0	3	23	1	1	0	9	1	5	1	0
DeCinces	.000	1	1	0	0	0	0	0	0	0	0	0	0	0	0	1	0	0
Downing	.273	118	444	85	121	221	22	3	24	63	2	2	12	84	4	63	2	4
Hendrick	.000	5	4	0	0	0	0	0	0	0	0	0	0	0	0	0	0	0
Jones	.667	3	3	0	2	2	0	0	0	0	0	0	0	2	0	0	0	0
McLemore	.000	3	1	1	0	0	0	0	0	0	0	0	0	0	0	1	0	1
Miller	—	1	—	1	0	0	0	0	0	0	0	0	0	0	0	0	0	0
Ray	.500	1	4	1	2	2	0	0	0	0	0	0	0	0	0	0	0	0
Ryal	.235	5	17	2	4	8	1	0	1	2	0	0	0	0	0	3	0	0
Schofield	.750	1	4	0	3	5	2	0	0	1	0	0	0	0	0	1	0	0
Wilson	1.000	2	1	2	1	1	0	0	0	0	0	0	0	0	0	0	0	0
Wynegar	.000	1	1	0	0	0	0	0	0	0	0	0	0	0	0	0	0	0
<b>TOTALS</b>	<b>.278</b>	<b>162</b>	<b>630</b>	<b>106</b>	<b>175</b>	<b>300</b>	<b>35</b>	<b>3</b>	<b>28</b>	<b>89</b>	<b>3</b>	<b>3</b>	<b>12</b>	<b>95</b>	<b>5</b>	<b>74</b>	<b>3</b>	<b>5</b>

## 1987 ANGELS PITCHING

PITCHER	W-L	ERA	G	GS	CG	SHO	SV	IP	H	R	ER	HR	HB	BB	IB	SO	WP	BK
Buice	6-7	3.39	57	0	0	0	17	114	87	45	43	12	2	40	3	109	3	0
Candelaria	8-6	4.71	20	20	0	0	0	116.2	127	70	61	17	1	20	0	74	0	0
Cook	1-2	5.50	16	1	0	0	0	34.1	34	21	21	7	0	18	0	27	3	1
Finley	2-7	4.67	35	3	0	0	0	90.2	102	54	47	7	3	43	3	63	4	3
Fraser	10-10	3.92	36	23	5	1	1	176.2	160	85	77	26	6	63	3	106	12	1
Garcia	0-0	16.20	1	0	0	0	0	1.2	3	4	3	0	0	3	0	0	1	0
Harvey	0-0	0.00	3	0	0	0	0	5	6	0	0	0	0	2	0	3	3	0
Lazorko	5-6	4.59	26	11	2	0	0	117.2	108	68	60	20	2	44	5	55	3	1
Lucas	1-5	3.63	48	0	0	0	3	74.1	66	41	30	7	2	35	5	44	3	1
Lugo	0-2	9.32	7	5	0	0	0	28	42	34	29	8	0	18	0	24	3	0
McCaskill	4-6	5.67	14	13	1	1	0	74.2	84	52	47	14	2	34	0	56	1	0
Minton	5-4	3.08	41	0	0	0	10	76	71	28	26	4	1	29	4	35	2	0
Moore	2-2	2.70	14	0	0	0	5	26.2	28	12	8	2	0	13	2	17	0	0
Reuss	4-5	5.25	17	16	1	1	0	82.1	112	60	48	16	2	17	1	37	3	0
Sutton	11-11	4.70	35	34	1	0	0	191.2	199	101	100	38	7	41	0	99	7	0
Witt	16-14	4.01	36	36	10	0	0	247	252	128	110	34	4	84	4	192	6	0
<b>TOTALS</b>	<b>75-87</b>	<b>4.38</b>	<b>162</b>	<b>162</b>	<b>20</b>	<b>7</b>	<b>36</b>	<b>1457.1</b>	<b>1481</b>	<b>803</b>	<b>709</b>	<b>212</b>	<b>32</b>	<b>504</b>	<b>30</b>	<b>941</b>	<b>54</b>	<b>7</b>
<b>OPP.</b>	<b>87-75</b>	<b>4.19</b>	<b>162</b>	<b>162</b>	<b>25</b>	<b>11</b>	<b>36</b>	<b>1462</b>	<b>1406</b>	<b>770</b>	<b>681</b>	<b>172</b>	<b>35</b>	<b>590</b>	<b>35</b>	<b>926</b>	<b>58</b>	<b>15</b>

WIN STREAK: 8, June 21-29

LOSING STREAK: 9, May 22-31

CLUB HISTORY





# YEAR BY YEAR STATISTICAL REVIEW

## 1988 ANGELS BATTING

PLAYER	AVG	G	AB	R	H	TB	2B	3B	HR	RBI	SH	SF	HP	BB	IBB	SO	SB	CS
Armas	.272	120	368	42	100	163	20	2	13	49	1	2	0	22	0	87	1	3
Bichette	.261	21	46	1	12	14	2	0	0	8	0	4	0	0	0	7	0	0
Boone	.295	122	352	38	104	136	17	0	5	39	9	0	2	29	2	26	2	2
Bosley	.280	35	75	9	21	26	5	0	0	7	1	3	0	6	0	12	1	1
Brown	.220	18	50	4	11	13	2	0	0	3	1	0	0	1	0	12	0	0
Buckner	.209	19	43	1	9	9	0	0	0	9	0	1	0	4	0	0	2	0
Davis, C.	.268	158	600	81	161	259	29	3	21	93	1	10	0	56	14	118	9	10
Davis, D.	.000	6	12	1	0	0	0	0	0	0	0	0	1	0	0	3	0	0
Dorsett	.091	7	11	0	1	1	0	0	0	2	0	0	0	1	0	5	0	0
Downing	.242	135	484	80	117	214	18	2	25	64	5	6	14	81	5	63	3	4
Eppard	.283	56	113	7	32	37	3	1	0	14	2	0	0	11	0	15	0	0
Hendrick	.244	69	127	12	31	41	1	0	3	19	1	3	1	7	1	20	0	1
Howell	.254	154	500	59	127	211	32	2	16	63	4	2	6	46	8	130	2	6
Joyner	.295	158	597	81	176	250	31	2	13	85	0	6	5	55	14	51	8	2
McLemore	.240	77	233	38	56	77	11	2	2	16	5	2	0	25	0	28	13	7
Miller	.221	70	140	21	31	43	4	1	2	7	3	0	5	9	0	29	2	1
Noboa	.063	21	16	4	1	1	0	0	0	0	0	0	0	0	0	1	0	0
Polidor	.148	54	81	4	12	15	3	0	0	4	3	0	0	3	0	11	0	0
Ramos	.133	10	15	3	2	2	0	0	0	0	0	0	0	0	0	0	0	0
Ray	.306	153	602	75	184	258	42	7	6	83	9	8	4	36	2	38	4	1
Redfield	.000	1	2	0	0	0	0	0	0	0	0	0	0	0	0	0	0	0
Schofield	.239	155	527	61	126	167	11	6	6	34	11	2	9	40	0	57	20	5
Walker	.154	33	78	8	12	13	1	0	0	2	2	0	0	6	0	15	2	1
White	.259	122	455	76	118	177	22	2	11	51	5	1	2	23	1	84	17	8
Wynegar	.255	27	55	8	14	23	4	1	1	8	0	2	0	8	1	7	0	0
<b>TOTALS</b>	<b>.261</b>	<b>162</b>	<b>5582</b>	<b>714</b>	<b>1458</b>	<b>2150</b>	<b>258</b>	<b>31</b>	<b>124</b>	<b>660</b>	<b>63</b>	<b>52</b>	<b>49</b>	<b>469</b>	<b>48</b>	<b>819</b>	<b>86</b>	<b>52</b>
<b>OPP.</b>	<b>.270</b>	<b>162</b>	<b>5568</b>	<b>771</b>	<b>1503</b>	<b>2235</b>	<b>253</b>	<b>37</b>	<b>135</b>	<b>711</b>	<b>52</b>	<b>67</b>	<b>42</b>	<b>568</b>	<b>67</b>	<b>817</b>	<b>98</b>	<b>64</b>

## 1988 ANGELS DESIGNATED HITTERS

PLAYER	AVG	G	AB	R	H	TB	2B	3B	HR	RBI	SH	SF	HP	BB	IBB	SO	SB	CS
Armas	.091	5	11	1	1	4	0	0	1	1	0	0	0	2	0	2	0	0
Bosley	.250	2	4	1	1	1	0	0	0	0	0	0	0	1	0	1	0	0
Buckner	.184	11	38	1	7	7	0	0	0	3	0	0	0	2	0	0	2	0
Davis, C.	.154	3	13	2	2	5	0	0	1	2	0	0	0	0	0	4	0	0
Downing	.241	132	481	80	116	213	18	2	25	64	5	6	14	81	5	63	3	4
Eppard	.310	10	29	3	9	9	0	0	0	4	1	0	0	2	0	4	0	0
Hendrick	.143	3	7	1	1	1	0	0	0	1	0	0	0	1	1	2	0	0
McLemore	.000	1	1	1	0	0	0	0	0	0	0	0	0	0	0	0	0	0
Miller	.000	1	1	0	0	0	0	0	0	0	0	0	0	0	0	0	0	0
Polidor	.000	1	0	0	0	0	0	0	0	0	0	0	0	0	0	0	0	0
Ray	.304	6	23	1	7	9	2	0	0	5	0	0	0	2	0	2	0	0
<b>TOTALS</b>	<b>.237</b>	<b>162</b>	<b>608</b>	<b>91</b>	<b>144</b>	<b>249</b>	<b>20</b>	<b>2</b>	<b>27</b>	<b>80</b>	<b>6</b>	<b>6</b>	<b>14</b>	<b>91</b>	<b>6</b>	<b>78</b>	<b>5</b>	<b>4</b>

## 1988 ANGELS PITCHING

PITCHER	W-L	ERA	G	GS	CG	SHO	SV	IP	H	R	ER	HR	HB	BB	IB	SO	WP	BK
Buice	2-4	5.88	32	0	0	0	3	41.1	45	29	27	5	0	19	3	38	3	2
Clark	6-6	5.07	15	15	2	1	0	94	120	54	53	8	0	31	6	39	5	2
Cliburn	4-2	4.07	40	1	0	0	0	84	83	45	38	11	6	32	6	42	1	4
Cook	0-1	4.91	3	0	0	0	0	3.2	4	2	2	0	1	1	0	2	1	0
Corbett	2-1	4.14	34	0	0	0	1	45.2	47	23	21	2	0	23	3	28	2	0
DiMichele	0-0	9.64	4	0	0	0	0	4.2	5	5	5	2	0	2	0	1	0	1
Finley	9-15	4.17	31	31	2	0	0	194.1	191	95	90	15	6	82	7	111	5	8
Fraser	12-13	5.41	34	32	2	0	0	194.2	203	129	117	33	9	80	7	86	12	6
Harvey	7-5	2.13	50	0	0	0	17	76	59	22	18	4	1	20	6	67	4	1
Krawczyk	0-1	4.81	14	1	0	0	1	24.1	29	13	13	2	2	8	1	17	2	0
Lazorko	0-1	3.35	10	3	0	0	0	37.2	37	15	14	5	1	16	0	19	0	1
Lovelace	0-0	13.50	3	0	0	0	0	1.1	2	2	2	1	0	3	0	0	0	0
Lugo	0-0	9.00	1	0	0	0	0	2	2	2	2	1	0	1	0	1	0	0
McCaskill	8-6	4.31	23	23	4	2	0	146.1	155	78	70	9	1	61	3	98	13	2
Minton	4-5	2.85	44	0	0	0	7	79	67	37	25	1	3	34	10	46	4	1
Monteleone	0-0	0.00	3	0	0	0	0	4.1	4	0	0	0	1	1	1	3	0	1
Moore	5-2	4.91	27	0	0	0	4	33	48	20	18	4	0	8	2	22	2	4
Petry	3-9	4.38	22	22	4	1	0	139.2	139	70	68	18	6	59	5	64	5	2
Witt	13-16	4.15	34	34	12	2	0	249.2	263	130	115	14	5	87	7	133	9	2
<b>TOTALS</b>	<b>75-87</b>	<b>4.32</b>	<b>162</b>	<b>162</b>	<b>26</b>	<b>9</b>	<b>33</b>	<b>1455.2</b>	<b>1503</b>	<b>771</b>	<b>698</b>	<b>135</b>	<b>42</b>	<b>568</b>	<b>67</b>	<b>817</b>	<b>68</b>	<b>37</b>
<b>OPP.</b>	<b>87-75</b>	<b>3.89</b>	<b>162</b>	<b>162</b>	<b>26</b>	<b>7</b>	<b>48</b>	<b>1460.2</b>	<b>1458</b>	<b>714</b>	<b>632</b>	<b>124</b>	<b>49</b>	<b>469</b>	<b>48</b>	<b>819</b>	<b>35</b>	<b>43</b>

WIN STREAK: 7, July 6-15 & July 27-Aug. 2

LOSING STREAK: 12, Sept. 19-Oct. 2



# YEAR BY YEAR STATISTICAL REVIEW



## 1989 ANGELS BATTING

PLAYER	AVG	G	AB	R	H	TB	2B	3B	HR	RBI	SH	SF	HP	BB	IBB	SO	SB	CS
Anderson	.229	86	223	27	51	59	6	1	0	17	6	1	1	17	0	42	1	2
Armas	.257	60	202	22	52	94	7	1	11	30	0	2	0	7	2	48	0	0
Bichette	.210	48	138	13	29	45	7	0	3	15	0	2	0	6	0	24	3	0
Brady	.500	2	2	0	1	2	1	0	0	1	0	0	0	0	0	1	0	0
Davis	.271	154	560	81	152	244	24	1	22	90	3	6	0	61	12	109	3	0
DiSarcina	.000	2	0	0	0	0	0	0	0	0	0	0	0	0	0	0	0	0
Downing	.283	142	544	59	154	225	25	2	14	59	0	4	6	56	3	87	0	2
Eppard	.250	12	12	0	3	3	0	0	0	2	0	0	0	1	0	4	0	0
Hoffman	.212	48	104	9	22	28	3	0	1	3	4	0	1	3	0	13	0	2
Howell	.228	144	474	56	108	195	19	4	20	52	3	1	3	52	9	125	0	3
Joyner	.282	159	593	78	167	249	30	2	16	79	1	8	6	46	7	58	3	2
McLemore	.243	32	103	12	25	30	3	1	0	14	3	1	1	7	0	19	6	1
Orton	.179	16	39	4	7	8	1	0	0	4	1	0	0	2	0	17	0	0
Parrish	.238	124	433	48	103	168	12	1	17	50	1	4	2	42	6	104	1	1
Ray	.289	134	530	52	153	190	16	3	5	62	4	12	0	36	3	30	6	3
Rose	.211	14	38	4	8	16	1	2	1	3	1	0	1	2	0	10	0	0
Schofield	.228	91	302	42	69	96	11	2	4	26	11	2	3	28	0	47	9	3
Schroeder	.203	41	138	16	28	48	2	0	6	15	3	0	0	3	0	44	0	0
Tingley	.333	4	3	0	1	1	0	0	0	0	0	0	0	1	0	0	0	0
Venable	.358	20	53	7	19	23	4	0	0	4	3	0	0	1	0	16	0	0
Washington	.273	110	418	53	114	179	18	4	13	42	3	1	2	27	3	84	13	5
White	.245	156	636	86	156	236	18	13	12	56	7	2	2	31	3	129	44	16
<b>TOTALS</b>	<b>.256</b>	<b>162</b>	<b>5545</b>	<b>669</b>	<b>1422</b>	<b>2139</b>	<b>208</b>	<b>37</b>	<b>145</b>	<b>624</b>	<b>54</b>	<b>46</b>	<b>28</b>	<b>429</b>	<b>48</b>	<b>1011</b>	<b>89</b>	<b>40</b>
<b>OPP.</b>	<b>.253</b>	<b>162</b>	<b>5470</b>	<b>578</b>	<b>1384</b>	<b>1968</b>	<b>201</b>	<b>22</b>	<b>113</b>	<b>551</b>	<b>54</b>	<b>50</b>	<b>29</b>	<b>465</b>	<b>19</b>	<b>897</b>	<b>111</b>	<b>42</b>

## 1989 ANGELS DESIGNATED HITTERS

PLAYER	AVG	G	AB	R	H	TB	2B	3B	HR	RBI	SH	SF	HP	BB	IBB	SO	SB	CS
Anderson	.333	1	3	0	1	1	0	0	0	1	1	0	0	0	0	0	0	0
Armas	.278	6	18	4	5	13	2	0	2	4	0	1	0	1	1	4	0	0
Davis	.227	6	22	1	5	8	3	0	0	2	0	0	0	2	0	7	0	0
Downing	.284	141	543	59	154	225	25	2	14	59	0	4	6	56	3	87	0	2
Hoffman	.000	1	4	0	0	0	0	0	0	0	0	0	0	0	0	0	0	0
Parrish	.250	2	8	0	2	4	2	0	0	2	0	0	0	0	0	1	0	0
Washington	.214	7	28	2	6	8	0	1	0	3	0	0	0	2	0	5	0	0
White	.000	1	0	1	0	0	0	0	0	0	0	0	0	0	0	0	0	0
<b>TOTALS</b>	<b>.277</b>	<b>162</b>	<b>629</b>	<b>67</b>	<b>174</b>	<b>260</b>	<b>32</b>	<b>3</b>	<b>16</b>	<b>72</b>	<b>1</b>	<b>5</b>	<b>6</b>	<b>61</b>	<b>4</b>	<b>105</b>	<b>0</b>	<b>2</b>

## 1989 ANGELS PITCHING

PITCHER	W-L	ERA	G	GS	CG	SHO	SV	IP	H	R	ER	HR	HB	BB	IB	SO	WP	BK
Abbott	12-12	3.92	29	29	4	2	0	181.1	190	95	79	13	4	74	3	115	8	2
Blyleven	17-5	2.73	33	33	8	5	0	241	225	76	73	14	8	44	2	131	2	0
Clark	0-2	4.91	4	2	0	0	0	11	13	8	6	0	0	3	0	7	2	1
Corbett	0-0	3.38	4	0	0	0	0	5.1	3	2	2	1	0	1	0	3	0	0
Fetters	0-0	8.10	1	0	0	0	0	3.1	5	4	3	1	0	1	0	4	2	0
Finley	16-9	2.57	29	29	9	1	0	199.2	171	64	57	13	2	82	0	156	4	2
Fraser	4-7	3.24	44	0	0	0	2	91.2	80	33	33	6	5	23	4	46	5	0
Harvey	3-3	3.44	51	0	0	0	25	55	36	21	21	6	0	41	1	78	5	0
McCaskill	15-10	2.93	32	32	6	4	0	212	202	73	69	16	3	59	1	107	7	2
McClure	6-1	1.55	48	0	0	0	3	52.1	39	14	9	2	1	15	1	36	2	2
Minton	4-3	2.20	62	0	0	0	8	90	76	22	22	4	2	37	4	42	3	0
Monteleone	2-2	3.18	24	0	0	0	0	39.2	39	15	14	3	1	13	1	27	2	0
Petry	3-2	5.47	19	4	0	0	0	51	53	32	31	8	1	23	0	21	2	0
Witt	9-15	4.54	33	33	5	0	0	220	252	119	111	26	2	48	1	123	7	0
<b>TOTALS</b>	<b>91-71</b>	<b>3.28</b>	<b>162</b>	<b>162</b>	<b>32</b>	<b>20</b>	<b>38</b>	<b>1454.1</b>	<b>1384</b>	<b>578</b>	<b>530</b>	<b>113</b>	<b>29</b>	<b>465</b>	<b>19</b>	<b>897</b>	<b>51</b>	<b>9</b>
<b>OPP.</b>	<b>71-91</b>	<b>3.67</b>	<b>162</b>	<b>162</b>	<b>32</b>	<b>9</b>	<b>35</b>	<b>1447.2</b>	<b>1422</b>	<b>669</b>	<b>591</b>	<b>145</b>	<b>28</b>	<b>429</b>	<b>48</b>	<b>1011</b>	<b>47</b>	<b>11</b>

WIN STREAK: 7, July 18-25

LOSING STREAK: 7, June 7-14





# YEAR BY YEAR STATISTICAL REVIEW

## 1990 ANGELS BATTING

PLAYER	AVG	G	AB	R	H	TB	2B	3B	HR	RBI	SH	SF	HP	BB	IBB	SO	SB	CS
Anderson	.229	86	223	27	51	59	6	1	0	17	6	1	1	17	0	42	1	2
Bichette	.255	109	349	40	89	151	15	1	15	53	1	2	3	16	1	79	5	2
Coachman	.311	16	45	3	14	17	3	0	0	5	1	0	2	1	0	7	0	1
Davis	.265	113	412	58	109	164	17	1	12	58	0	3	0	61	4	89	1	2
DiSarcina	.140	18	57	8	8	11	1	1	0	1	0	1	0	3	0	10	1	0
Downing	.273	96	330	47	90	154	18	2	14	51	0	4	6	50	2	45	0	0
Hill	.264	103	352	36	93	124	18	2	3	32	6	4	1	29	1	27	1	2
Howell	.228	105	316	35	72	117	19	1	8	33	1	2	1	46	5	61	3	0
Joyner	.268	83	310	35	83	122	15	0	8	41	1	5	1	41	4	34	2	1
McLemore	.146	20	48	4	7	9	2	0	0	2	1	0	0	4	0	9	1	0
Orton	.190	31	84	8	16	24	5	0	1	6	2	0	1	5	0	31	0	1
Parrish	.268	133	470	54	126	212	14	0	24	70	0	2	5	46	4	107	2	2
Polonia	.336	109	381	50	128	159	7	9	2	32	3	3	1	25	1	42	20	14
Ray	.277	105	404	47	112	150	23	0	5	43	3	3	0	19	2	44	2	3
Rose	.385	7	13	5	5	8	0	0	1	2	1	0	0	2	0	1	0	0
Schofield	.255	99	310	41	79	92	8	1	1	18	13	2	2	52	3	61	3	4
Schroeder	.224	18	58	7	13	28	3	0	4	9	0	0	0	1	0	10	0	0
Schu	.268	61	157	19	42	68	8	0	6	14	0	1	0	11	0	25	0	0
Stevens	.214	67	248	28	53	84	10	0	7	32	2	3	0	22	3	75	1	1
Tingley	.000	5	3	0	0	0	0	0	0	0	0	0	0	1	0	0	0	0
Venable	.259	93	189	26	49	76	9	3	4	21	7	2	0	24	2	31	5	1
Washington	.176	12	34	3	6	10	1	0	1	3	0	0	0	2	0	8	1	0
White	.217	125	443	57	96	152	17	3	11	44	10	3	3	44	5	116	21	6
Winfield	.275	112	414	63	114	193	18	2	19	72	1	6	1	48	3	68	0	15
<b>TOTALS</b>	<b>.260</b>	<b>162</b>	<b>5570</b>	<b>690</b>	<b>1448</b>	<b>2180</b>	<b>237</b>	<b>27</b>	<b>147</b>	<b>646</b>	<b>58</b>	<b>45</b>	<b>28</b>	<b>566</b>	<b>41</b>	<b>1000</b>	<b>69</b>	<b>43</b>
<b>OPP.</b>	<b>.267</b>	<b>162</b>	<b>5548</b>	<b>706</b>	<b>1482</b>	<b>2103</b>	<b>235</b>	<b>34</b>	<b>106</b>	<b>660</b>	<b>47</b>	<b>46</b>	<b>38</b>	<b>544</b>	<b>25</b>	<b>944</b>	<b>91</b>	<b>69</b>

## 1990 ANGELS DESIGNATED HITTERS

PLAYER	AVG	G	AB	R	H	TB	2B	3B	HR	RBI	SH	SF	HP	BB	IBB	SO	SB	CS
Coachman	.000	2	5	0	0	0	0	0	0	0	0	0	0	0	0	1	0	0
Davis	.284	60	225	35	64	97	13	1	6	30	0	2	0	34	3	43	0	2
Downing	.280	87	322	47	90	154	18	2	14	51	0	4	6	49	2	44	0	0
Hill	.000	1	1	0	0	0	0	0	0	0	0	0	0	0	0	0	0	0
Parrish	.500	1	4	1	2	4	1	0	0	1	0	0	0	0	0	0	0	0
Polonia	.333	11	45	3	15	16	1	0	0	3	0	0	0	1	0	5	2	3
Ray	.250	1	4	0	1	1	0	0	0	0	0	0	0	0	0	0	0	0
Winfield	.364	3	11	3	4	8	1	0	1	2	0	0	0	4	0	3	0	0
<b>TOTALS</b>	<b>.285</b>	<b>162</b>	<b>617</b>	<b>89</b>	<b>176</b>	<b>280</b>	<b>35</b>	<b>3</b>	<b>21</b>	<b>87</b>	<b>0</b>	<b>7</b>	<b>6</b>	<b>88</b>	<b>5</b>	<b>96</b>	<b>2</b>	<b>5</b>

## 1990 ANGELS PITCHING

PITCHER	W-L	ERA	G	GS	CG	SHO	SV	IP	H	R	ER	HR	HB	BB	IB	SO	WP	BK
Abbott	10-14	4.51	33	33	4	1	0	211.2	246	116	106	16	5	72	6	105	4	3
Bailes	2-0	6.37	27	0	0	0	0	35.1	46	30	25	8	1	20	0	16	0	0
Blyleven	8-7	5.24	23	23	2	0	0	134	163	85	78	15	7	25	0	69	6	0
Clear	0-0	5.87	4	0	0	0	0	7.2	5	7	5	0	2	9	0	6	1	0
Corbett	0-0	9.00	4	0	0	0	0	5	8	5	5	0	0	3	0	2	0	0
Eichhorn	2-5	3.08	60	0	0	0	13	84.2	98	36	29	2	6	23	0	69	2	0
Fetters	1-1	4.12	26	2	0	0	1	67.2	77	33	31	9	2	20	0	35	3	0
Finley	18-9	2.40	32	32	7	2	0	236	210	77	63	17	2	81	3	177	9	0
Fraser	5-4	3.08	45	0	0	0	2	76	69	29	26	4	0	24	3	32	1	0
Grähe	3-4	4.98	8	8	0	0	0	43.1	51	30	24	3	3	23	1	25	1	0
Harvey	4-4	3.22	54	0	0	0	25	64.1	45	24	23	4	0	35	6	82	7	1
Hill	0-0	0.00	1	0	0	0	0	1	0	0	0	0	0	1	0	1	0	0
Langston	10-17	4.40	33	33	5	1	0	223	215	120	109	13	5	104	1	195	8	0
Lewis	1-1	2.20	2	2	1	0	0	16.1	10	4	4	2	0	2	0	9	0	0
McCaskill	12-11	3.25	29	29	2	1	0	174.1	161	77	63	9	2	72	1	78	6	1
McClure	2-0	6.43	11	0	0	0	0	7	7	6	5	0	0	3	0	6	0	1
Minton	1-1	2.35	11	0	0	0	0	15.1	11	4	4	1	1	7	1	4	0	0
Richardson	0-0	0.00	1	0	0	0	0	.1	1	0	0	0	0	0	0	0	0	0
Witt	0-3	1.77	10	0	0	0	1	20.1	19	9	4	1	1	13	2	14	1	0
Young	1-1	3.52	17	0	0	0	0	30.2	40	14	12	2	1	7	1	19	1	0
<b>TOTALS</b>	<b>80-82</b>	<b>3.79</b>	<b>162</b>	<b>162</b>	<b>21</b>	<b>13</b>	<b>42</b>	<b>1454</b>	<b>1482</b>	<b>706</b>	<b>613</b>	<b>106</b>	<b>8</b>	<b>544</b>	<b>25</b>	<b>944</b>	<b>50</b>	<b>6</b>
<b>OPP.</b>	<b>82-80</b>	<b>3.72</b>	<b>162</b>	<b>162</b>	<b>12</b>	<b>6</b>	<b>55</b>	<b>1458.1</b>	<b>1448</b>	<b>690</b>	<b>602</b>	<b>147</b>	<b>28</b>	<b>566</b>	<b>41</b>	<b>1000</b>	<b>41</b>	<b>5</b>

WIN STREAK: 7, May 21-27

LOSING STREAK: 5, May 3-7





# YEAR BY YEAR STATISTICAL REVIEW



## 1991 ANGELS BATTING

PLAYER	AVG	G	AB	R	H	TB	2B	3B	HR	RBI	SH	SF	HP	BB	IBB	SO	SB	CS
Abner	.228	41	101	12	23	37	6	1	2	9	0	0	0	4	0	18	1	2
Amaro	.217	10	23	0	5	6	1	0	0	2	0	0	0	3	1	3	0	0
Cron	.133	6	15	0	2	2	0	0	0	0	0	0	0	2	0	5	0	0
Davis	.000	3	2	0	0	0	0	0	0	0	0	0	0	0	0	0	0	0
DiSarcina	.211	18	57	5	12	14	2	0	0	3	2	0	2	3	0	4	0	0
Felix	.283	66	230	32	65	85	10	2	2	26	0	2	3	11	0	55	7	5
Flora	.125	3	8	1	1	1	0	0	0	1	0	0	0	1	0	5	1	0
Gaetti	.246	152	586	58	144	222	22	1	18	66	2	5	8	33	3	104	5	5
Gallagher	.293	90	270	32	79	99	17	0	1	30	10	0	2	24	0	43	2	4
Hill	.239	77	209	36	50	63	8	1	1	20	3	0	0	30	1	21	1	0
Howell	.210	32	81	11	17	25	2	0	2	7	0	0	0	11	0	11	1	1
Joyner	.301	143	551	79	166	269	34	3	21	96	2	5	1	52	4	66	2	0
Lyons	.200	2	5	0	1	1	0	0	0	0	0	0	0	0	0	0	0	0
Marshall	.000	2	7	0	0	0	0	0	0	0	0	0	0	0	0	1	0	0
Orton	.203	29	69	7	14	18	4	0	0	3	4	0	1	10	0	17	0	1
Parker	.232	119	466	45	108	167	22	2	11	56	0	3	3	29	3	91	3	2
Parrish	.216	119	402	38	87	156	12	0	19	51	0	3	5	35	2	117	0	1
Polonia	.296	150	604	92	179	229	28	8	2	50	2	3	1	52	4	74	48	23
Rose	.277	22	65	5	18	28	5	1	1	8	0	1	0	3	0	13	0	0
Schofield	.225	134	427	44	96	111	9	3	0	31	7	0	3	50	2	69	8	4
Sojo	.258	113	364	38	94	119	14	1	3	20	19	0	5	14	0	26	5	2
Stevens	.293	18	58	8	17	24	7	0	0	9	1	1	0	6	2	12	1	2
Tingley	.200	45	115	11	23	33	7	0	1	13	4	0	1	8	0	34	1	1
Venable	.246	82	187	24	46	67	8	2	3	21	4	2	2	11	2	30	2	1
Winfield	.262	150	568	75	149	268	27	4	28	86	2	6	1	56	4	109	7	2
<b>TOTALS</b>	<b>.255</b>	<b>162</b>	<b>5470</b>	<b>653</b>	<b>1396</b>	<b>2044</b>	<b>29</b>	<b>115</b>	<b>607</b>	<b>63</b>	<b>31</b>	<b>38</b>	<b>448</b>	<b>28</b>	<b>928</b>	<b>94</b>	<b>56</b>	<b>6</b>
<b>OPP.</b>	<b>.250</b>	<b>162</b>	<b>5399</b>	<b>649</b>	<b>1351</b>	<b>2066</b>	<b>250</b>	<b>21</b>	<b>141</b>	<b>609</b>	<b>43</b>	<b>35</b>	<b>38</b>	<b>543</b>	<b>29</b>	<b>990</b>	<b>89</b>	<b>72</b>

## 1991 ANGELS DESIGNATED HITTERS

PLAYER	AVG	G	AB	R	H	TB	2B	3B	HR	RBI	SH	SF	HP	BB	IBB	SO	SB	CS
Abner	.000	3	0	1	0	0	0	0	0	0	0	0	0	0	0	0	0	0
Amaro	.000	1	0	0	0	0	0	0	0	0	0	0	0	0	0	0	0	0
Cron	.000	1	1	0	0	0	0	0	0	0	0	0	0	0	0	0	0	0
Gallagher	1.000	2	2	0	2	3	1	0	0	0	0	0	0	0	0	0	0	0
Howell	.000	1	1	0	0	0	0	0	0	0	0	0	0	0	0	0	0	0
Marshall	.000	1	3	0	0	0	0	0	0	0	0	0	0	0	0	0	0	0
Orton	.000	1	0	0	0	0	0	0	0	0	0	0	0	0	0	0	0	0
Parker	.232	119	466	45	108	167	22	2	11	56	0	3	3	29	3	91	3	2
Parrish	.143	5	2	2	3	6	0	0	1	1	0	0	0	3	0	5	0	0
Polonia	.313	4	16	3	5	5	0	0	0	0	0	0	0	0	0	3	2	1
Sojo	.000	1	0	1	0	0	0	0	0	0	0	0	0	0	0	0	0	0
Venable	.000	3	1	1	0	0	0	0	0	0	0	0	0	0	0	0	0	1
Winfield	.256	34	125	14	32	52	5	0	5	16	1	1	0	16	2	31	3	1
<b>TOTALS</b>	<b>.236</b>	<b>162</b>	<b>636</b>	<b>67</b>	<b>150</b>	<b>223</b>	<b>28</b>	<b>2</b>	<b>17</b>	<b>73</b>	<b>1</b>	<b>4</b>	<b>3</b>	<b>48</b>	<b>5</b>	<b>130</b>	<b>8</b>	<b>5</b>

## 1991 ANGELS PITCHING

PITCHER	W-L	ERA	G	GS	CG	SHO	SV	IP	H	R	ER	HR	HB	BB	IB	SO	WP	BK
Abbott, J.	18-11	2.89	34	34	5	1	0	243	222	85	78	14	5	73	6	158	1	4
Abbott, K.	1-2	4.58	5	3	0	0	0	19.2	22	11	10	2	1	13	0	12	1	1
Bailes	1-2	4.18	42	0	0	0	0	51.2	41	26	24	5	4	22	5	41	2	0
Bannister	0-0	3.96	16	0	0	0	0	25	25	12	11	5	0	10	1	16	1	0
Beasley	0-1	3.38	22	0	0	0	0	26.2	26	14	10	2	1	10	1	14	2	0
Eichhorn	3-3	1.98	70	0	0	0	1	81.2	63	21	18	2	2	13	1	49	0	0
Fetters	2-5	4.84	19	4	0	0	0	44.2	53	29	24	4	3	28	2	24	4	0
Finley	18-9	3.80	34	34	4	2	0	227.1	205	102	96	23	8	101	1	171	6	3
Grahe	3-7	4.81	18	10	1	0	0	73	84	43	39	2	3	33	0	40	2	0
Harvey	2-4	1.60	67	0	0	0	46★	78.2	51	20	14	6	1	17	3	101	2	2
Langston	19-8	3.00	34	34	7	0	0	246.1	190	89	82	30	2	96	3	183	6	0
Lewis	3-5	6.27	16	11	0	0	0	60.1	81	43	42	9	2	21	0	37	3	0
McCaskill	10-19★	4.26	30	30	1	0	0	177.2	193	93	84	19	3	66	1	71	6	0
McClure	0-0	9.31	13	0	0	0	0	9.2	13	111	10	3	1	5	0	5	2	1
Robinson	0-3	5.37	39	0	0	0	3	57	56	34	34	9	2	29	4	57	10	0
Valenzuela	0-2	12.15	2	2	0	0	0	6.2	14	10	9	3	0	3	0	5	1	0
Young	1-0	4.26	11	0	0	0	0	12.2	12	6	6	3	0	3	1	6	0	0
<b>TOTALS</b>	<b>81-81</b>	<b>3.69</b>	<b>162</b>	<b>162</b>	<b>18</b>	<b>10</b>	<b>50</b>	<b>1441.2</b>	<b>1351</b>	<b>649</b>	<b>591</b>	<b>141</b>	<b>38</b>	<b>543</b>	<b>29</b>	<b>990</b>	<b>49</b>	<b>11</b>
<b>OPP.</b>	<b>81-81</b>	<b>3.58</b>	<b>162</b>	<b>162</b>	<b>20</b>	<b>15</b>	<b>42</b>	<b>1441.1</b>	<b>1396</b>	<b>653</b>	<b>573</b>	<b>115</b>	<b>38</b>	<b>448</b>	<b>28</b>	<b>928</b>	<b>61</b>	<b>6</b>

WIN STREAK: 5, June 1-6

LOSING STREAK: 7, July 4-13 & July 31-Aug. 6

CLUB HISTORY





# YEAR BY YEAR STATISTICAL REVIEW

## 1992 ANGELS BATTING

PLAYER	AVG	G	AB	R	H	TB	2B	3B	HR	RBI	SH	SF	HP	BB	IBB	SO	SB	CS
Brooks	.216	82	306	28	66	103	13	0	8	36	0	1	1	12	3	46	3	3
Curtis	.259	139	441	59	114	164	16	2	10	46	5	4	6	51	2	71	43	18
Davis	.250	40	104	5	26	34	8	0	0	16	0	1	0	13	2	9	0	0
DiSarcina	.247	157	518	48	128	156	19	0	3	42	5	3	7	20	0	50	9	7
Ducey	.237	31	59	4	14	17	3	0	0	2	0	1	0	5	0	12	2	3
Easley	.258	47	151	14	39	47	5	0	1	12	2	1	3	8	0	26	9	5
Felix	.246	139	509	63	125	184	22	5	9	72	5	9	2	33	5	128	8	8
Fitzgerald	.212	95	189	19	40	60	2	0	6	17	3	0	0	22	0	34	2	2
Gaetti	.226	130	456	41	103	156	13	2	12	48	0	3	6	21	4	79	3	1
Gonzales	.277	104	329	47	91	131	17	1	7	38	5	1	4	41	1	46	7	4
Gonzalez	.182	33	55	4	10	12	2	0	0	2	1	1	0	7	1	20	0	1
Hayes	.225	94	307	35	69	100	17	1	4	29	3	3	0	37	4	54	11	6
Langston	.000	33	2	1	0	0	0	0	0	0	0	0	0	0	0	2	0	0
Morris	.193	43	57	4	11	15	1	0	1	3	1	0	1	4	1	11	1	0
Myers	.235	8	17	0	4	5	1	0	0	0	1	0	0	0	0	6	0	0
Oberkfell	.264	41	91	6	24	25	1	0	0	10	0	2	0	8	2	5	0	1
Orton	.219	43	114	11	25	34	3	0	2	12	2	0	2	7	0	32	1	1
Parrish	.229	24	83	7	19	33	2	0	4	11	1	1	0	5	1	22	0	0
Polonia	.286	149	577	83	165	190	17	4	0	35	8	1	4	45	6	64	51	21★
Rose	.214	30	84	10	18	29	5	0	2	10	1	1	2	8	1	9	1	1
Salmon	.177	23	79	8	14	21	1	0	2	6	0	1	1	11	1	23	1	1
Schofield	.333	1	3	0	1	1	0	0	0	0	0	0	0	1	0	0	0	0
Sojo	.272	106	368	37	100	139	12	3	7	43	7	1	1	14	0	24	7	11
Stevens	.221	106	312	25	69	109	19	0	7	37	1	2	1	29	6	64	1	4
Tingley	.197	71	127	15	25	38	2	1	3	8	5	0	2	13	0	35	0	1
Williams	.231	14	26	5	6	9	1	1	0	2	0	0	0	1	0	10	0	2
<b>TOTALS</b>	<b>.243</b>	<b>162</b>	<b>5364</b>	<b>579</b>	<b>1306</b>	<b>1812</b>	<b>202</b>	<b>20</b>	<b>88</b>	<b>537</b>	<b>56</b>	<b>40</b>	<b>40</b>	<b>416</b>	<b>40</b>	<b>882</b>	<b>160</b>	<b>101</b>
<b>OPP.</b>	<b>.264</b>	<b>162</b>	<b>5484</b>	<b>671</b>	<b>1449</b>	<b>2094</b>	<b>221</b>	<b>17</b>	<b>130</b>	<b>626</b>	<b>47</b>	<b>50</b>	<b>39</b>	<b>532</b>	<b>40</b>	<b>888</b>	<b>120</b>	<b>70</b>

## 1992 ANGELS DESIGNATED HITTERS

PLAYER	AVG	G	AB	R	H	TB	2B	3B	HR	RBI	SH	SF	HP	BB	IBB	SO	SB	CS
Brooks	.218	70	275	28	60	97	13	0	8	34	0	1	1	10	2	43	3	3
Curtis	.000	1	0	1	0	0	0	0	0	0	0	0	0	0	0	0	0	0
Davis	.208	9	24	0	5	6	1	0	0	1	0	0	0	5	0	2	0	0
Ducey	.000	1	3	0	0	0	0	0	0	0	0	0	0	0	0	1	0	1
Felix	.267	8	30	4	8	11	1	1	0	6	0	1	0	2	1	8	0	0
Fitzgerald	.500	1	2	0	1	1	0	0	0	0	0	0	0	0	0	0	0	0
Gaetti	.230	17	61	6	14	24	1	0	3	4	0	0	1	3	0	15	0	1
Gonzalez	.000	1	0	0	0	0	0	0	0	0	0	0	0	0	0	0	0	0
Hayes	.412	5	17	5	7	10	3	0	0	1	0	0	0	0	0	3	0	0
Langston	.000	1	2	1	0	0	0	0	0	0	0	0	0	0	0	2	0	0
Morris	.000	6	11	0	0	0	0	0	0	0	1	0	1	1	1	2	0	0
Oberkfell	.200	5	20	1	4	4	0	0	0	2	0	0	0	0	0	2	0	0
Parrish	.125	2	8	0	1	1	0	0	0	1	0	0	0	0	0	3	0	0
Polonia	.314	47	188	30	59	71	8	2	0	12	3	1	1	12	2	20	15	9
Stevens	.167	2	6	1	1	1	0	0	0	1	0	0	0	1	0	1	0	0
Williams	.000	2	0	0	0	0	0	0	0	0	0	0	0	0	0	0	0	1
<b>TOTALS</b>	<b>.247</b>	<b>162</b>	<b>647</b>	<b>77</b>	<b>160</b>	<b>226</b>	<b>27</b>	<b>3</b>	<b>11</b>	<b>62</b>	<b>4</b>	<b>3</b>	<b>4</b>	<b>34</b>	<b>6</b>	<b>102</b>	<b>18</b>	<b>15</b>

## 1992 ANGELS PITCHING

PITCHER	W-L	ERA	G	GS	CG	SHO	SV	IP	H	R	ER	HR	HB	BB	IB	SO	WP	BK
Abbott	7-15	2.77	29	29	7	0	0	211	208	73	65	12	4	68	3	130	2	0
Bailes	3-1	7.45	32	0	0	0	0	38.2	59	34	32	7	1	28	4	25	2	1
Blyleven	8-12	4.74	25	24	1	0	0	133	150	76	70	17	5	29	2	70	3	1
Butcher	2-2	3.25	19	0	0	0	0	27.2	29	11	10	3	2	13	1	24	0	0
Crim	7-6	5.17	57	0	0	0	1	87	100	56	50	11	6	29	6	30	4	0
Eichhorn	2-4	2.38	42	0	0	0	2	56.2	51	19	15	2	0	18	8	42	3	1
Finley	7-12	3.96	31	31	4	1	0	204.1	212	99	90	24	3	98	2	124	6	0
Fortugno	1-1	5.18	14	5	1	1	1	41.2	37	24	24	5	0	19	0	31	2	1
Frey	4-2	3.57	51	0	0	0	4	45.1	39	18	18	6	2	22	3	24	1	0
Grahe	5-6	3.52	46	7	0	0	21	94.2	85	37	37	5	6	39	2	39	3	0
Harvey	0-4	2.83	25	0	0	0	13	28.2	22	12	9	4	0	11	1	34	4	0
Hathaway	0-0	7.94	2	1	0	0	0	5.2	8	5	5	1	0	3	0	1	0	0
Langston	13-14	3.66	32	32	9	2	0	229	206	103	93	14	6	74	2	174	5	0
Lewis	4-0	3.99	21	2	0	0	0	38.1	36	18	17	3	2	14	1	18	1	1
Robinson	1-0	2.20	3	3	0	0	0	16.1	19	4	4	1	0	3	0	9	1	0
Valera	8-11	3.73	30	28	4	2	0	188	188	82	78	15	2	64	5	113	5	0
<b>TOTALS</b>	<b>72-90</b>	<b>3.84</b>	<b>162</b>	<b>162</b>	<b>26</b>	<b>13</b>	<b>42</b>	<b>1446</b>	<b>1449</b>	<b>671</b>	<b>617</b>	<b>130</b>	<b>39</b>	<b>532</b>	<b>40</b>	<b>888</b>	<b>42</b>	<b>5</b>
<b>OPP.</b>	<b>90-72</b>	<b>3.14</b>	<b>162</b>	<b>162</b>	<b>27</b>	<b>15</b>	<b>45</b>	<b>1454</b>	<b>1306</b>	<b>579</b>	<b>507</b>	<b>88</b>	<b>40</b>	<b>416</b>	<b>40</b>	<b>882</b>	<b>33</b>	<b>12</b>

WIN STREAK: 6, July 10-18

LOSING STREAK: 11, June 28-July 9



# YEAR BY YEAR STATISTICAL REVIEW



## 1993 ANGELS BATTING

PLAYER	AVG	G	AB	R	H	TB	2B	3B	HR	RBI	SH	SF	HP	BB	IBB	SO	SB	CS
Correia	.266	64	128	12	34	39	5	0	0	9	5	0	4	6	0	20	2	4
Curtis	.285	152	583	94	166	215	25	3	6	59	7	7	4	70	2	89	48	24
Davis	.243	153	573	74	139	252	32	0	27	112	0	0	1	71	12	135	4	1
DiSarcina	.238	126	416	44	99	130	20	1	3	45	5	3	6	15	0	38	5	7
Easley	.313	73	230	33	72	95	13	2	2	22	1	2	3	28	2	35	6	6
Edmonds	.246	18	61	5	15	21	4	1	0	4	0	0	0	2	1	16	0	2
Gaetti	.180	20	50	3	9	11	2	0	0	4	0	1	0	5	0	12	1	0
Gonzales, L.	.500	2	2	0	1	1	0	0	0	1	0	0	0	1	0	0	0	0
Gonzales, R.	.251	118	335	34	84	107	17	0	2	31	2	2	1	49	2	45	5	5
Gruber	.277	18	65	10	18	30	3	0	3	9	2	0	1	2	0	11	0	0
Javier	.291	92	237	33	69	96	10	4	3	28	1	3	1	27	1	33	12	2
Lovullo	.251	116	367	42	92	130	20	0	6	30	3	2	1	36	1	49	7	6
Myers	.255	108	290	27	74	105	10	0	7	40	3	3	2	17	2	47	3	3
Orton	.189	37	95	5	18	26	5	0	1	4	2	0	1	7	0	24	1	2
Perez	.250	52	180	16	45	67	6	2	4	30	0	1	2	9	0	39	5	4
Polonia	.271	152	576	75	156	188	17	6	1	32	8	3	2	48	7	53	55	24★
Salmon	.283	142	515	93	146	276	35	1	31	95	0	8	5	82	5	135	5	6
Snow	.241	129	419	60	101	171	18	2	16	57	7	6	2	55	4	88	3	0
Stillwell	.262	22	61	2	16	22	2	2	0	3	1	2	0	4	0	11	2	0
Tingley	.200	58	90	7	18	25	7	0	0	12	3	1	1	9	0	22	1	2
Turner	.280	25	75	9	21	29	5	0	1	13	0	1	1	9	0	16	1	1
Van Burkleo	.152	12	33	2	5	11	3	0	1	1	0	0	0	6	0	9	1	0
Walewander	.125	12	8	2	1	1	0	0	0	3	0	1	0	5	0	1	1	1
<b>TOTALS</b>	<b>.260</b>	<b>162</b>	<b>5391</b>	<b>684</b>	<b>1399</b>	<b>2048</b>	<b>259</b>	<b>24</b>	<b>114</b>	<b>644</b>	<b>50</b>	<b>46</b>	<b>38</b>	<b>564</b>	<b>39</b>	<b>930</b>	<b>169</b>	<b>100</b>
<b>OPP.</b>	<b>.270</b>	<b>162</b>	<b>5488</b>	<b>770</b>	<b>1482</b>	<b>2239</b>	<b>268</b>	<b>15</b>	<b>153</b>	<b>732</b>	<b>53</b>	<b>61</b>	<b>51</b>	<b>550</b>	<b>35</b>	<b>843</b>	<b>122</b>	<b>52</b>

## 1993 ANGELS DESIGNATED HITTERS

PLAYER	AVG	G	AB	R	H	TB	2B	3B	HR	RBI	SH	SF	HP	BB	IBB	SO	SB	CS
Correia	.000	6	0	1	0	0	0	0	0	0	0	0	0	0	0	0	0	0
Davis	.243	150	572	74	139	252	32	0	27	112	0	0	1	70	12	135	4	1
Easley	1.000	1	1	0	1	2	1	0	0	0	0	0	0	0	0	0	0	0
Gaetti	.176	5	17	2	3	3	0	0	0	3	0	1	0	2	0	4	0	0
Gruber	.000	1	4	0	0	0	0	0	0	1	0	0	0	0	0	2	0	0
Javier	.500	1	2	0	1	1	0	0	0	0	0	0	0	0	0	1	0	0
Myers	.429	2	7	0	3	3	0	0	0	2	0	0	0	0	0	0	0	0
Perez	.000	3	1	1	0	0	0	0	0	0	0	0	0	0	0	0	0	0
Polonia	.188	4	16	2	3	3	0	0	0	0	0	0	0	1	0	3	1	3
Salmon	.750	1	4	2	3	5	2	0	0	1	0	0	0	1	0	1	0	0
Walewander	.000	3	0	0	0	0	0	0	0	0	0	0	0	0	0	0	0	1
Walton	.000	4	0	1	0	0	0	0	0	0	0	0	0	0	0	0	0	0
<b>TOTALS</b>	<b>.245</b>	<b>624</b>	<b>83</b>	<b>153</b>	<b>269</b>	<b>35</b>	<b>0</b>	<b>27</b>	<b>119</b>	<b>0</b>	<b>1</b>	<b>1</b>	<b>74</b>	<b>12</b>	<b>146</b>	<b>5</b>	<b>5</b>	

## 1993 ANGELS PITCHING

PITCHER	W-L	ERA	G	GS	CG	SHO	SV	IP	H	R	ER	HR	HB	BB	IB	SO	WP	BK
Anderson	0-0	3.97	4	1	0	0	0	11.1	11	5	5	1	0	2	0	4	0	0
Butcher	1-0	2.86	23	0	0	0	8	28.1	21	12	9	2	2	15	1	24	0	0
Crim	2-2	5.87	11	0	0	0	0	15.1	17	11	10	2	2	5	1	10	0	0
Davis	0-0	0.00	1	0	0	0	0	2	0	0	0	0	1	0	0	0	0	0
Farrell	3-12	7.35	21	17	0	0	0	90.2	110	74	74	22	7	44	3	45	3	0
Finley	16-14	3.15	35	35	13★	2	0	251.1	243	108	88	22	6	82	1	187	8	1
Frey	2-3	2.98	55	0	0	0	13	48.1	41	20	16	1	3	26	1	22	3	0
Gonzales	0-0	0.00	1	0	0	0	0	1	0	0	0	0	0	0	0	0	0	0
Grähe	4-1	2.86	45	0	0	0	11	56.2	54	22	18	5	2	25	4	31	3	0
Hathaway	4-3	5.02	11	11	0	0	0	57.1	71	35	32	6	5	26	1	11	5	1
Holzemer	0-3	8.87	5	4	0	0	0	23.1	34	24	23	2	3	13	0	10	1	0
Langston	16-11	3.20	35	35	7	0	0	256.1	220	100	91	22	1	85	2	196	10	2
Leftwich	4-6	3.79	12	12	1	0	0	80.2	81	35	34	5	3	27	1	31	1	0
Lewis	1-2	4.22	15	4	0	0	0	32	37	16	15	3	2	12	1	10	1	0
Linton	2-0	7.71	19	0	0	0	0	25.2	35	22	22	8	0	14	1	19	2	0
Magrane	3-2	3.94	8	8	0	0	0	48	48	27	21	4	0	21	0	24	4	0
Nelson	0-5	3.08	46	0	0	0	4	52.2	50	25	18	3	2	23	4	31	1	0
Nielsen	0-0	8.03	10	0	0	0	0	12.1	18	13	11	1	1	4	0	8	0	1
Patterson	1-1	4.58	46	0	0	0	1	59	54	30	30	7	0	35	5	36	2	0
Sanderson	7-1	4.46	21	21	4	1	0	135.1	153	77	67	15	5	27	5	66	1	2
Scott	1-2	5.85	16	0	0	0	0	20	19	13	13	1	1	11	1	13	2	0
Springer	1-6	7.20	14	9	1	0	0	60	73	48	48	11	3	32	1	31	6	0
Swingle	0-1	8.38	9	0	0	0	0	9.2	15	9	9	2	0	6	0	6	0	0
Valera	3-6	6.62	19	5	0	0	4	53	77	44	39	8	2	15	2	28	2	0
<b>TOTALS</b>	<b>71-91</b>	<b>4.34</b>	<b>162</b>	<b>162</b>	<b>26</b>	<b>6</b>	<b>41</b>	<b>1430.1</b>	<b>1482</b>	<b>770</b>	<b>690</b>	<b>153</b>	<b>51</b>	<b>550</b>	<b>35</b>	<b>843</b>	<b>55</b>	<b>7</b>
<b>OPP.</b>	<b>91-71</b>	<b>3.92</b>	<b>162</b>	<b>162</b>	<b>17</b>	<b>8</b>	<b>47</b>	<b>1438.2</b>	<b>1399</b>	<b>684</b>	<b>627</b>	<b>114</b>	<b>38</b>	<b>564</b>	<b>39</b>	<b>930</b>	<b>47</b>	<b>6</b>

WIN STREAK: 6, Apr. 20-25

LOSING STREAK: 10, July 17-26

CLUB HISTORY





# YEAR BY YEAR STATISTICAL REVIEW

## 1994 ANGELS BATTING

PLAYER	AVG	G	AB	R	H	TB	2B	3B	HR	RBI	SH	SF	HP	BB	IBB	SO	SB	CS
Anderson, G.	.385	5	13	0	5	5	0	0	0	1	0	0	0	0	0	2	0	0
Correia	.235	6	17	4	4	5	1	0	0	0	0	0	0	0	0	0	0	0
Curtis	.256	114	453	67	116	180	23	4	11	50	7	4	5	37	0	69	25	11
Dalesandro	.200	19	25	5	5	9	1	0	1	2	0	0	0	2	0	4	0	0
Davis	.311	108	392	72	122	220	18	1	26	84	0	6	1	69	11	84	3	2
DiSarcina	.260	112	389	53	101	128	14	2	3	33	10	2	2	18	0	28	3	7
Easley	.215	88	316	41	68	104	16	1	6	30	4	2	4	29	0	48	4	5
Edmonds	.273	94	289	35	79	109	13	1	5	37	1	1	1	30	3	72	4	2
Fabregas	.283	43	127	12	36	39	3	0	0	16	1	0	0	7	1	18	2	1
Hudler	.298	56	124	17	37	69	8	0	8	20	4	2	0	6	0	28	2	2
Jackson	.279	75	201	23	56	102	7	0	13	43	0	2	1	20	2	72	1	0
Myers	.246	45	126	10	31	43	6	0	2	8	5	1	0	10	3	27	0	2
Owen	.310	82	268	30	83	113	17	2	3	37	3	0	1	49	0	17	2	8
Perez	.209	38	129	10	27	49	7	0	5	16	1	1	0	12	1	29	3	0
Reynolds	.232	74	207	33	48	60	10	1	0	11	3	1	1	23	0	18	10	7
Salmon	.287	100	373	67	107	198	18	2	23	70	0	3	5	54	2	102	1	3
Smith	.262	45	122	19	32	54	5	1	5	18	0	1	0	7	0	20	2	3
Snow	.220	61	223	22	49	77	4	0	8	30	2	1	3	19	1	48	0	1
Turner	.242	58	149	23	36	48	7	1	1	12	1	2	1	10	0	29	3	0
<b>TOTALS</b>	<b>.264</b>	<b>115</b>	<b>3943</b>	<b>543</b>	<b>1042</b>	<b>1612</b>	<b>178</b>	<b>16</b>	<b>120</b>	<b>518</b>	<b>42</b>	<b>29</b>	<b>27</b>	<b>402</b>	<b>24</b>	<b>715</b>	<b>65</b>	<b>54</b>
<b>OPP.</b>	<b>.287</b>	<b>115</b>	<b>4009</b>	<b>660</b>	<b>1149</b>	<b>1873</b>	<b>236</b>	<b>19</b>	<b>150</b>	<b>624</b>	<b>35</b>	<b>41</b>	<b>45</b>	<b>436</b>	<b>28</b>	<b>682</b>	<b>83</b>	<b>38</b>

## 1994 ANGELS DESIGNATED HITTERS

PLAYER	AVG	G	AB	R	H	TB	2B	3B	HR	RBI	SH	SF	HP	BB	IBB	SO	SB	CS
Davis	.314	106	385	71	121	219	18	1	26	84	0	6	1	69	11	81	3	2
Hudler	.000	4	3	0	0	0	0	0	0	0	1	0	0	0	0	1	0	0
Jackson	.333	9	30	2	10	10	0	0	0	0	0	0	0	2	0	11	0	0
Myers	.000	1	1	0	0	0	0	0	0	0	0	0	0	0	0	1	0	0
Owen	.000	2	1	0	0	0	0	0	0	0	0	0	0	0	0	0	0	0
Reynolds	.000	3	0	1	0	0	0	0	0	0	0	0	0	0	0	0	0	0
Smith	.000	2	4	0	0	0	0	0	0	0	0	0	0	1	0	2	0	0
<b>TOTALS</b>	<b>.309</b>	<b>115</b>	<b>424</b>	<b>74</b>	<b>131</b>	<b>229</b>	<b>18</b>	<b>1</b>	<b>26</b>	<b>84</b>	<b>1</b>	<b>6</b>	<b>0</b>	<b>72</b>	<b>0</b>	<b>96</b>	<b>3</b>	<b>2</b>

## 1994 ANGELS PITCHING

PITCHER	W-L	ERA	G	GS	CG	SHO	SV	IP	H	R	ER	HR	HB	BB	IB	SO	WP	BK
Anderson, B.	7-5	5.22	18	18	0	0	0	101.2	120	63	59	13	5	27	0	47	5	5
Butcher	2-1	6.67	33	0	0	0	0	29.2	31	24	22	2	2	23	5	19	2	0
Dopson	1-4	6.14	21	5	0	0	0	58.2	67	41	40	6	3	26	3	33	4	1
Farrell	1-2	9.00	3	3	0	0	0	13	16	14	13	2	1	8	0	10	0	0
Finley	10-10	4.32	25	25	7	2	0	183.1★	178	95	88	21	3	71	0	148	10	0
Grahe	2-5	6.65	40	0	0	0	13	43.1	68	33	32	5	6	18	4	26	4	1
Langston	7-8	4.68	18	18	2	1	0	119.1	121	67	62	19	0	54	1	109	6	0
Lefferts	1-1	4.67	30	0	0	0	1	34.2	50	20	18	7	0	12	3	27	1	0
Leftwich	5-10	5.68	20	20	1	0	0	114	127	75	72	16	3	42	2	67	3	1
Leiter	4-7	4.72	40	7	0	0	2	95.1	99	56	50	13	9	35	6	71	2	0
Lewis	0-1	6.10	20	0	0	0	0	31	46	23	21	5	2	10	2	10	0	0
Lorraine	0-2	10.61	4	3	0	0	0	18.2	30	23	22	7	0	10	0	10	0	0
Magrane	2-6	7.30	20	11	1	0	0	74	89	63	60	18	6	51	0	33	7	0
Patterson, B.	2-3	4.07	47	0	0	0	1	42	35	21	19	6	2	15	2	30	1	0
Patterson, K.	0-0	0.00	1	0	0	0	0	.2	0	0	0	0	0	0	0	1	0	0
Sampen	1-1	6.46	10	0	0	0	0	15.1	14	11	11	1	3	13	0	9	0	0
Schwarz	0-0	4.05	4	0	0	0	0	6.2	5	3	3	0	0	6	0	4	1	0
Springer	2-2	5.52	18	5	0	0	2	45.2	53	28	28	9	0	14	0	28	2	0
<b>TOTALS</b>	<b>47-68</b>	<b>5.42</b>	<b>115</b>	<b>115</b>	<b>11</b>	<b>4</b>	<b>21</b>	<b>1027</b>	<b>1149</b>	<b>660</b>	<b>618</b>	<b>150</b>	<b>45</b>	<b>436</b>	<b>28</b>	<b>682</b>	<b>48</b>	<b>8</b>
<b>OPP.</b>	<b>68-47</b>	<b>4.38</b>	<b>115</b>	<b>115</b>	<b>11</b>	<b>7</b>	<b>26</b>	<b>1032.2</b>	<b>1042</b>	<b>543</b>	<b>503</b>	<b>120</b>	<b>27</b>	<b>402</b>	<b>24</b>	<b>715</b>	<b>33</b>	<b>4</b>

WIN STREAK: 4, May 18-21

LOSING STREAK: 8, July 21-29

# YEAR BY YEAR STATISTICAL REVIEW



## 1995 ANGELS BATTING

PLAYER	AVG	G	AB	R	H	TB	2B	3B	HR	RBI	SH	SF	HP	BB	IBB	SO	SB	CS
Aldrete	.250	18	24	1	6	6	0	0	0	3	0	1	0	0	0	8	0	0
Allanson	.171	35	82	5	14	26	3	0	3	10	1	0	1	7	0	12	0	1
Anderson, G.	.321	106	374	50	120	189	19	1	16	69	2	4	1	19	4	65	6	2
Correia	.238	14	21	3	5	8	1	1	0	3	1	0	0	0	0	5	0	0
Dalesandro	.100	11	10	1	1	2	1	0	0	0	0	0	0	0	0	2	0	0
Davis	.318	119	424	81	135	218	23	0	20	86	0	9	0	89	12	79	3	3
DiSarcina	.307	99	362	61	111	166	28	6	5	41	7	3	2	20	0	25	7	4
Easley	.216	114	357	35	77	107	14	2	4	35	6	4	6	32	1	47	5	2
Edmonds	.290	141	558	120	162	299	30	4	33	107	1	5	5	51	4	130	1	4
Fabregas	.247	73	227	24	56	69	10	0	1	22	3	1	0	17	0	28	0	2
Flora	.000	2	1	1	0	0	0	0	0	0	0	0	0	0	0	1	0	0
Gallagher	.188	11	16	1	3	4	1	0	0	0	0	0	0	2	0	1	0	0
Gonzales	.333	30	18	1	6	10	1	0	1	3	0	0	0	0	0	4	0	0
Hudler	.265	84	223	30	59	93	16	0	6	27	2	1	5	10	1	48	13	0
Lind	.163	15	43	5	7	9	2	0	0	1	0	0	0	3	0	4	0	0
Martinez	.180	26	61	7	11	15	1	0	1	9	0	0	1	6	2	7	0	0
Myers	.260	85	273	35	71	114	12	2	9	38	1	2	1	17	3	49	0	1
Owen	.229	82	218	17	50	68	9	3	1	28	1	0	0	18	1	22	3	2
Palmeiro	.350	15	20	3	7	7	0	0	0	1	0	0	0	1	0	1	0	0
Perez	.169	29	71	9	12	21	4	1	1	7	0	1	2	12	0	9	0	2
Phillips	.261	139	525	119	137	241	21	1	27	61	1	1	3	113	6	135	13	10
Salmon	.330	143	537	111	177	319	34	3	34	105	0	4	6	91	2	111	5	5
Schofield	.250	12	20	1	5	5	0	0	0	2	2	0	0	4	0	2	0	0
Snow	.289	143	544	80	157	253	22	1	24	102	5	2	3	52	4	91	2	1
Turner	.100	5	10	0	1	1	0	0	0	1	0	0	0	0	0	3	0	0
<b>TOTALS</b>	<b>.277</b>	<b>145</b>	<b>5019</b>	<b>801</b>	<b>1390</b>	<b>2250</b>	<b>252</b>	<b>25</b>	<b>186</b>	<b>761</b>	<b>33</b>	<b>38</b>	<b>36</b>	<b>564</b>	<b>40</b>	<b>889</b>	<b>57</b>	<b>39</b>
<b>OPP.</b>	<b>.265</b>	<b>145</b>	<b>4949</b>	<b>697</b>	<b>1310</b>	<b>2097</b>	<b>260</b>	<b>19</b>	<b>163</b>	<b>662</b>	<b>48</b>	<b>45</b>	<b>43</b>	<b>486</b>	<b>23</b>	<b>901</b>	<b>88</b>	<b>46</b>

## 1995 ANGELS DESIGNATED HITTERS

PLAYER	AVG	G	AB	R	H	TB	2B	3B	HR	RBI	SH	SF	HP	BB	IBB	SO	SB	CS
Aldrete	.143	2	7	0	1	1	0	0	0	0	0	0	0	0	0	2	0	0
Anderson, G.	.000	1	4	0	0	0	0	0	0	0	0	0	0	0	0	1	0	0
Correia	.000	1	0	1	0	0	0	0	0	0	0	0	0	0	0	0	0	0
Dalesandro	.000	1	1	0	0	0	0	0	0	0	0	0	0	0	0	0	0	0
Davis	.318	119	424	81	135	218	23	0	20	86	0	9	0	89	12	79	3	3
Flora	.000	1	1	0	0	0	0	0	0	0	0	0	0	0	0	1	0	0
Gallagher	.000	1	0	0	0	0	0	0	0	0	0	0	0	1	0	0	0	0
Hudler	.250	3	12	3	3	6	0	0	1	1	0	0	1	2	0	1	2	0
Martinez	.167	2	6	0	1	1	0	0	0	0	0	0	0	0	0	2	0	0
Myers	.266	16	64	13	17	22	2	0	1	10	0	1	1	8	1	9	0	1
Perez	.000	1	1	0	0	0	0	0	0	0	0	0	0	0	0	0	0	0
Phillips	.429	2	7	2	3	4	1	0	0	2	0	0	0	2	0	2	0	0
Salmon	.000	1	3	1	0	0	0	0	0	0	0	0	0	1	0	0	0	0
<b>TOTALS</b>	<b>.302</b>	<b>145</b>	<b>530</b>	<b>101</b>	<b>160</b>	<b>252</b>	<b>26</b>	<b>0</b>	<b>22</b>	<b>99</b>	<b>0</b>	<b>10</b>	<b>2</b>	<b>103</b>	<b>13</b>	<b>97</b>	<b>5</b>	<b>4</b>

## 1995 ANGELS PITCHING

PITCHER	W-L	ERA	G	GS	CG	SHO	SV	IP	H	R	ER	HR	HB	BB	IB	SO	WP	BK
Abbott	5-4	4.15	13	13	1	1	0	84.2	93	43	39	4	1	29	0	41	1	0
Anderson, B.	6-8	5.87	18	17	1	0	0	99.2	110	66	65	24	3	30	2	45	1	3*
Bennett	0-0	0.00	1	0	0	0	0	0.1	0	0	0	0	0	0	0	0	0	0
Bielecki	4-6	5.97	22	11	0	0	0	75.1	80	56	50	15	3	31	1	45	3	0
Boskie	7-7	5.64	20	20	1	0	0	111.2	127	73	70	16	7	25	0	51	4	0
Butcher	6-1	4.73	40	0	0	0	0	51.1	49	28	27	7	1	31	2	29	3	0
Edenfield	0-0	4.26	7	0	0	0	0	12.2	15	7	6	0	1	0	5	6	3	0
Finley	15-12	4.21	32	32	2	1	0	203	192	106	95	20	7	93	1	195	13	1
Habyan	1-2	4.13	28	0	0	0	0	32.2	36	16	15	2	1	12	0	25	2	0
Harkey	4-3	4.55	12	8	1	0	0	61.1	80	32	31	12	1	16	2	28	0	0
Holzemer	0-1	5.40	12	0	0	0	0	8.1	11	6	5	1	1	7	1	5	0	0
James	3-0	3.88	46	0	0	0	1	55.2	49	27	24	6	3	26	2	36	1	0
Langston	15-7	4.63	31	31	2	1	0	200.1	212	109	103	21	3	64	1	142	5	1
Monteleone	1-0	2.00	9	0	0	0	0	9	8	2	2	1	0	3	0	5	0	0
Patterson	5-2	3.04	62	0	0	0	0	53.1	48	18	18	6	1	13	3	41	0	1
Percival	3-2	1.95	62	0	0	0	3	74	37	19	16	6	1	26	2	94	2	2
Sanderson	1-3	4.12	7	7	0	0	0	39.1	48	23	18	6	2	4	1	23	0	1
Smith	0-5	3.47	52	0	0	0	37	49.1	42	19	19	3	1	25	4	43	1	0
Springer	1-2	6.10	19	6	0	0	1	51.2	60	37	35	11	5	25	1	38	1	0
Williams	1-2	6.75	20	0	0	0	0	10.2	13	10	8	1	2	21	0	9	2	1
<b>TOTALS</b>	<b>78-67</b>	<b>4.52</b>	<b>145</b>	<b>145</b>	<b>8</b>	<b>9</b>	<b>42</b>	<b>1284.1</b>	<b>1310</b>	<b>697</b>	<b>645</b>	<b>163</b>	<b>43</b>	<b>486</b>	<b>23</b>	<b>901</b>	<b>42</b>	<b>10</b>
<b>OPP.</b>	<b>67-78</b>	<b>5.18</b>	<b>145</b>	<b>145</b>	<b>15</b>	<b>7</b>	<b>33</b>	<b>1277.2</b>	<b>1390</b>	<b>801</b>	<b>736</b>	<b>186</b>	<b>36</b>	<b>564</b>	<b>40</b>	<b>889</b>	<b>47</b>	<b>7</b>

WIN STREAK: 8, July 25-Aug. 2

LOSING STREAK: 9, Aug. 25-Sept. 3, Sept. 13-23

CLUB HISTORY





# YEAR BY YEAR STATISTICAL REVIEW

## 1996 ANGELS BATTING

PLAYER	AVG	G	AB	R	H	TB	2B	3B	HR	RBI	SH	SF	HP	BB	IBB	SO	SB	CS
Aldrete	.213	63	108	16	23	47	6	0	6	20	0	1	0	14	0	19	0	1
Anderson	.285	150	607	79	173	246	33	2	12	72	5	3	0	27	5	84	7	9
Arias	.238	84	252	19	60	88	8	1	6	28	6	0	0	16	2	50	2	0
Borders	.228	19	57	6	13	22	3	0	2	8	1	0	0	3	0	11	0	1
Davis	.292	145	530	73	155	263	24	0	28	95	1	6	0	86	11	99	5	2
DiSarcina	.256	150	536	62	137	186	26	4	5	48	16	1	2	21	0	36	2	1
Easley	.156	28	45	4	7	14	1	0	2	7	3	0	0	6	0	12	0	0
Edmonds	.304	114	431	73	131	246	28	3	27	66	0	2	4	46	2	101	4	0
Eenhoorn	.267	6	15	1	4	4	0	0	0	0	0	0	0	0	0	2	0	0
Erstad	.284	57	208	34	59	78	5	1	4	20	1	3	0	17	1	29	3	3
Fabregas	.287	90	254	18	73	85	6	0	2	26	3	5	0	17	3	27	0	1
Greene	.190	29	79	9	15	22	1	0	2	9	0	0	1	4	0	11	2	0
Hancock	1.000	11	1	1	1	1	0	0	0	1	0	0	0	0	0	0	0	0
Howell	.270	66	126	20	34	64	4	1	8	21	0	0	0	10	0	30	0	1
Hudler	.311	92	302	60	94	168	20	3	16	40	2	1	3	9	0	54	14	5
Palmeiro	.287	50	87	6	25	33	6	1	0	6	1	0	2	8	1	13	0	1
Percival	.000	62	1	0	0	2	0	0	0	0	0	0	0	0	0	1	0	0
Pritchett	.154	5	13	1	2	2	0	0	0	1	0	0	0	0	0	3	0	0
Salmon	.286	156	581	90	166	291	27	4	30	98	0	3	4	93	7	125	4	2
Schofield	.250	13	16	3	4	4	0	0	0	0	0	0	0	1	0	1	1	0
Slaughter	.324	62	207	23	67	94	9	0	6	32	0	2	2	13	0	20	0	0
Snow	.257	155	575	69	148	221	20	1	17	67	2	3	5	56	6	96	1	6
Turner	.333	4	3	1	1	1	0	0	0	1	0	1	0	1	0	0	0	0
Velarde	.285	136	530	82	151	226	27	3	14	54	4	2	5	70	0	118	7	7
Wallach	.237	57	190	23	45	76	7	0	8	22	0	0	0	18	2	47	1	0
TOTALS	.276	161	5686	762	1571	2451	256	24	192	727	45	33	29	527	40	974	53	39
OPP.	.275	161	5617	943	1546	2521	282	18	219	886	41	56	84	662	47	1052	146	54

## 1996 ANGELS DESIGNATED HITTERS

PLAYER	AVG	G	AB	R	H	TB	2B	3B	HR	RBI	SH	SF	HP	BB	IBB	SO	SB	CS
Aldrete	.167	6	12	3	2	6	1	0	1	5	0	1	0	2	0	1	0	0
Anderson	.000	1	2	0	0	0	0	0	0	0	0	0	0	1	0	0	0	0
Arias	1.000	1	1	0	1	1	0	0	0	0	0	0	0	0	0	0	0	0
Boskie	.000	1	0	0	0	0	0	0	0	0	0	0	0	0	0	0	0	0
Davis	.294	143	528	73	155	263	24	0	28	95	1	6	0	86	11	98	5	2
Easley	.000	2	0	0	0	0	0	0	0	1	0	0	0	0	0	0	0	0
Edmonds	.000	1	4	0	0	0	0	0	0	0	0	0	0	1	0	1	0	0
Fabregas	.000	1	1	0	0	0	0	0	0	0	0	0	0	0	0	0	0	0
Greene	.000	1	4	0	0	0	0	0	0	0	0	0	0	0	0	1	0	0
Howell	.375	4	8	0	3	3	0	0	0	2	0	0	0	0	0	2	0	0
Hudler	.095	8	21	2	2	3	1	0	0	0	0	0	0	1	0	5	0	0
Palmeiro	.000	4	4	0	0	0	0	0	0	0	0	0	0	1	1	0	0	0
Salmon	.500	3	8	0	4	6	0	1	0	2	0	0	0	1	0	1	0	0
Schofield	.000	1	0	1	0	0	0	0	0	0	0	0	0	0	0	0	0	0
Slaughter	.000	1	1	0	0	0	0	0	0	0	0	0	0	0	0	0	0	0
Wallach	.167	8	18	1	3	6	0	0	1	2	0	0	0	1	0	5	0	0
TOTALS	.278	161	612	80	170	288	26	1	30	106	2	7	0	94	12	115	5	2

## 1996 ANGELS PITCHING

PITCHER	W-L	ERA	G	GS	CG	SHO	SV	IP	H	R	ER	HR	HB	BB	IB	SO	WP	BK
Abbott, J.	2-18*	7.48	27	23	1	0	0	142	171	128	118	23	4	78	3	58	13	1
Abbott, K.	0-1	20.25	3	0	0	0	0	4	10	9	9	1	0	5	0	3	1	0
Boskie	12-11	5.32	37	28	1	0	0	189.1	226	126	112	40*	13*	67	7	133	10	0
Dickson	1-4	4.57	7	7	0	0	0	43.1	52	22	22	6	1	18	1	20	1	1
Edenfield	0-0	10.38	2	0	0	0	0	4.1	10	5	5	2	1	2	0	4	0	0
Eichhorn	1-2	5.04	24	0	0	0	0	30.1	36	17	17	3	2	11	3	24	0	1
Ellis	0-0	0.00	3	0	0	0	0	5	0	0	0	0	0	4	0	5	1	0
Finley	15-16	4.16	35	35	4	1	0	238	241	124	110	27	11	94	5	215	17*	2
Frohwrth	0-0	11.12	4	0	0	0	0	5.2	10	11	7	1	1	4	0	1	1	0
Gohr	1-1	7.50	15	0	0	0	1	24	34	20	20	7	0	10	0	15	0	0
Grimsley	5-7	6.84	35	20	2	1	0	130.1	150	110	99	14	13*	74	5	82	11	0
Hancock	4-1	7.48	11	4	0	0	0	27.2	34	23	23	2	2	17	1	19	2	0
Harris	2-0	3.90	11	3	0	0	0	32.1	31	16	14	4	3	17	2	20	4	0
Holtz	3-3	2.45	30	0	0	0	0	29.1	21	11	8	1	3	19	2	31	1	0
Holzemer	1-0	8.76	25	0	0	0	0	24.2	35	28	24	7	3	8	1	20	0	0
James	5-5	2.67	69	0	0	0	1	81	62	27	24	7	10	42	7	65	5	0
Langston	6-5	4.82	18	18	2	0	0	123.1	116	68	66	18	2	45	0	83	4	0
Leftwich	0-1	7.36	2	2	0	0	0	7.1	12	9	6	1	0	3	0	4	0	0
May	0-0	10.13	5	0	0	0	0	2.2	3	3	3	1	0	2	0	1	0	0
McElroy	5-1	2.95	40	0	0	0	0	36.2	32	12	12	2	2	13	2	32	1	0
Monteleone	0-3	5.87	12	0	0	0	0	15.1	23	11	10	5	1	2	0	5	0	1
Pennington	0-0	12.27	8	0	0	0	0	7.1	5	10	10	1	0	16	2	7	1	0
Percival	0-2	2.31	62	0	0	0	36	74	38	20	19	8	2	31	4	100	2	0
Sanderson	0-2	7.50	5	4	0	0	0	18	39	21	15	5	2	4	0	7	0	2
Schmidt	2-0	7.88	9	0	0	0	0	8	13	9	7	2	0	8	0	2	1	0
Smith	0-0	2.45	11	0	0	0	0	11	8	4	3	0	0	3	0	6	1	0
Springer	5-6	5.51	20	15	2	1	0	94.2	91	65	58	24	6	43	0	64	1	0
Van Ryn	0-0	0.00	1	0	0	0	0	1	1	0	0	0	0	1	0	0	0	0
Williams	0-2	8.89	13	2	0	0	0	28.1	42	34	28	7	2	21	4	26	2	0
TOTALS	70-91	5.30	161	161	12	8	38	1439	1546	943	847	219	84	662	47	1052	80	8
OPP.	91-70	4.37	161	161	17	6	31	1449.2	1571	762	704	192	29	527	40	974	40	7

WIN STREAK: 7, Apr. 17-24; June 9-15

LOSING STREAK: 7, Sept. 9-17

CLUB HISTORY



# YEAR BY YEAR STATISTICAL REVIEW



## 1997 ANGELS BATTING

PLAYER	AVG	G	AB	R	H	TB	2B	3B	HR	RBI	SH	SF	HP	BB	IBB	SO	SB	CS
Alicea	.253	128	388	59	98	143	16	7	5	37	4	2	8	69	3	65	22	8
Anderson	.303	154	624	76	189	255	36	3	8	92	1	5	2	30	6	70	10	4
Arias	.333	3	6	1	2	2	0	0	0	1	0	0	0	0	0	0	0	0
Dickson	.000	33	2	0	0	0	0	0	0	0	0	0	0	0	0	0	0	0
DiSarcina	.246	154	549	52	135	179	28	2	4	47	8	5	4	17	0	29	7	8
Edmonds	.291	133	502	82	146	251	27	0	26	80	0	5	4	60	5	80	5	7
Eenhoorn	.350	11	20	2	7	11	1	0	1	6	0	1	0	0	0	2	0	0
Encarnacion	.412	11	17	2	7	11	1	0	1	4	0	0	0	0	0	1	2	0
Erstad	.299	139	539	99	161	251	34	4	16	77	5	6	4	51	4	86	23	8
Fabregas	.079	21	38	2	3	4	1	0	0	3	2	0	0	3	0	3	0	0
Finley	.000	25	6	1	0	0	0	0	0	0	0	0	0	0	0	2	0	0
Grebeck	.270	63	126	12	34	46	9	0	1	6	5	1	0	18	1	11	0	1
Greene	.290	34	124	24	36	69	6	0	9	24	0	0	0	7	1	25	2	0
Gross	.000	12	1	0	0	0	0	0	0	0	0	0	0	0	0	1	0	0
Henderson	.183	32	115	21	21	30	3	0	2	7	1	0	2	26	0	23	16	4
Hill	.500	31	2	1	2	1	0	0	2	1	0	0	0	0	0	1	0	0
Hollins	.288	149	572	101	165	246	29	2	16	85	1	5	8	62	2	124	16	6
Holtz	.000	66	1	0	0	0	0	0	0	0	0	0	0	0	0	1	0	0
Howell	.259	77	174	25	45	94	7	0	14	34	1	3	0	13	2	36	1	0
Kreuter	.234	70	218	19	51	72	7	1	4	18	1	0	0	21	0	57	0	2
Leyritz	.276	84	294	47	81	121	7	0	11	50	3	5	3	37	2	56	1	1
May	.000	29	2	0	0	0	0	0	0	0	0	0	0	0	0	2	0	0
McElroy	.000	62	0	1	0	0	0	0	0	0	0	0	0	0	0	0	0	0
Murray	.219	46	160	13	35	51	7	0	3	15	0	3	0	13	0	24	1	0
Palmeiro	.216	74	134	19	29	35	2	2	0	8	3	1	1	17	1	11	2	2
Perisho	.000	11	1	0	0	0	0	0	0	0	0	0	0	0	0	1	0	0
Phillips	.264	105	405	73	107	157	28	2	6	48	3	4	2	73	5	89	9	9
Salmon	.296	157	582	95	172	301	28	1	33	129	0	11	7	95	5	142	9	12
Springer	.000	32	3	0	1	0	0	0	0	0	0	0	0	0	0	3	0	0
Turner	.261	13	23	4	6	12	1	1	2	1	0	0	0	5	0	8	0	0
Velarde	.000	1	0	0	0	0	0	0	0	0	0	0	0	0	0	0	0	0
PITCHERS	.056	8	18	1	2	1	0	0	2	1	0	0	0	0	0	11	0	0
TOTALS	.272	162	5628	829	1531	2343	279	25	161	775	40	57	45	617	37	953	126	72
OPP.	.269	162	5604	794	1506	2451	287	26	202	758	46	56	54	605	34	1050	101	64

## 1997 ANGELS DESIGNATED HITTERS

PLAYER	AVG	G	AB	R	H	TB	2B	3B	HR	RBI	SH	SF	HP	BB	IBB	SO	SB	CS
Alicea	.000	6	8	0	0	0	0	0	0	1	0	1	0	0	0	1	0	0
Anderson	.385	4	13	3	5	8	3	0	0	1	0	0	0	2	0	3	0	0
Arias	.000	1	1	0	0	0	0	0	0	0	0	0	0	0	0	0	0	0
Edmonds	.250	8	28	1	7	8	1	0	0	2	0	0	1	7	0	7	0	0
Erstad	.323	9	31	2	10	10	0	0	0	0	0	0	0	2	0	5	0	0
Grebeck	.000	2	0	0	0	0	0	0	0	0	0	0	0	0	0	0	0	0
Greene	.308	8	26	5	8	10	2	0	0	4	0	0	0	3	1	5	1	0
Henderson	.181	19	72	14	13	18	2	0	1	5	1	0	2	15	0	18	10	3
Howell	.264	22	72	12	19	45	2	0	8	15	1	1	0	6	1	11	0	0
Kreuter	1.000	2	1	1	1	2	1	0	0	0	0	0	0	1	0	0	0	0
Leyritz	.186	13	43	3	8	11	0	0	1	3	0	1	0	5	0	11	0	0
Murray	.220	45	159	13	35	51	7	0	3	15	0	3	0	13	0	24	1	0
Palmeiro	.313	11	16	4	5	7	0	1	0	1	0	1	0	1	1	1	0	0
Phillips	.245	26	110	17	27	36	6	0	1	14	1	2	0	13	1	19	1	3
Salmon	.214	4	14	3	3	7	1	0	1	1	0	0	0	4	0	2	0	0
Turner	.000	1	1	0	0	0	0	0	0	0	0	0	0	0	0	0	0	0
TOTALS	.237	154	595	78	141	213	25	1	15	62	3	9	3	72	4	107	13	6

## 1997 ANGELS PITCHING

PITCHER	W-L	ERA	G	GS	CG	SHO	SV	IP	H	R	ER	HR	HB	BB	IB	SO	WP	BK
Bovee	0-0	5.40	3	0	0	0	0	3.1	3	2	2	1	0	1	0	5	0	0
Cadaret	0-0	3.29	15	0	0	0	0	13.2	11	5	5	1	2	8	2	11	3	0
Chavez	0-0	0.93	7	0	0	0	0	9.2	7	1	1	1	0	5	1	10	0	0
DeLucia	6-4	3.61	33	0	0	0	3	42.1	29	18	17	5	1	27	2	42	1	0
Dickson	13-9	4.29	33	32	2	1	0	203.2	236	111	97	32	7	56	3	115	4	1
Erstad	13-6	4.23	25	25	3	1	0	164	152	79	77	20	5	65	0	155	10	2
Gross	2-1	6.75	12	3	0	0	0	25.1	30	20	19	4	1	20	1	20	2	1
Gubicza	0-1	25.07	2	2	0	0	0	4.2	13	13	13	2	0	3	0	5	0	0
Harris	5-4	3.62	61	0	0	0	0	79.2	82	33	32	7	2	38	6	56	3	0
Hasegawa	3-7	3.93	50	7	0	0	0	116.2	118	60	51	14	3	46	6	83	2	1
Hill	4-4	3.65	12	12	1	0	0	79	65	34	32	8	1	39	3	38	2	0
Holtz	3-4	3.32	66	0	0	0	2	43.1	38	21	16	7	2	15	4	40	1	0
James	5-5	4.31	58	0	0	0	7	62.2	69	32	30	3	5	28	4	57	1	0
Langston	2-4	5.85	9	9	0	0	0	47.2	61	34	31	8	0	29	1	30	1	0
May	2-1	5.23	29	2	0	0	0	51.2	56	31	30	6	0	25	2	42	2	0
McElroy	0-0	3.45	13	0	0	0	0	15.2	17	7	6	2	0	3	1	18	0	0
Percival	5-5	3.46	55	0	0	0	27	52	40	20	20	6	4	22	2	72	5	0
Perisho	0-2	6.00	11	8	0	0	0	45	59	34	30	6	3	28	0	35	5	2
Springer	9-9	5.18	32	28	3	1	0	194.2	199	118	112	32	10	73	0	75	7	0
Watson	12-12	4.93	35	34	0	0	0	199	220	121	109	37	8	73	0	141	8	2
Williams	0-0	0.00	1	0	0	0	0	1	1	0	0	0	0	1	0	0	0	0
TOTALS	84-78	4.52	162	162	9	5	39	1454.2	1506	794	730	202	54	605	34	1050	57	9
OPP.	78-84	4.62	162	162	10	5	42	1451.2	1531	829	745	161	45	617	37	953	70	11

WIN STREAK: 10, July 5-17

LOSING STREAK: 5, May 6-11; June 13-18; Sept. 1-6

CLUB HISTORY





# YEAR BY YEAR STATISTICAL REVIEW

## 1998 ANGELS BATTING

PLAYER	AVG	G	AB	R	H	TB	2B	3B	HR	RBI	SH	SF	HP	BB	IBB	SO	SB	CS	
Anderson	.294	156	622	62	183	283	41	7	15	79	3	3	1	29	8	80	8	3	
Baughman	.255	63	196	24	50	64	9	1	1	20	5	3	1	6	0	36	10	4	
Bolick	.156	21	45	3	7	12	2	0	1	2	0	0	0	11	0	8	0	0	
Dickson	.000	27	4	1	0	0	0	0	0	0	0	0	0	1	0	3	0	0	
DiSarcina	.287	157	551	73	158	212	39	3	3	56	12	3	8	21	0	51	11	7	
Edmonds	.307	154	599	115	184	303	42	1	25	91	1	1	1	57	7	114	7	5	
Erstad	.296	133	537	84	159	261	39	3	19	82	1	3	6	43	7	77	20	6	
Fielder	.241	103	381	48	92	161	16	1	17	68	0	3	3	52	1	98	0	1	
Finley	.000	34	4	0	0	0	0	0	0	0	0	0	0	0	0	3	0	0	
Garcia	.143	19	35	4	5	6	1	0	0	1	0	1	0	1	3	0	11	2	0
Glaus	.218	48	165	19	36	48	9	0	1	23	0	2	0	15	0	51	1	0	
Greene	.254	29	71	3	18	25	4	0	1	7	0	0	0	2	0	20	0	0	
Hill	.000	19	1	0	0	0	0	0	0	0	0	0	0	0	0	0	0	0	
Hollins	.242	101	363	60	88	141	16	2	11	39	2	2	7	44	2	69	11	3	
Jefferies	.347	19	72	7	25	34	6	0	1	10	0	0	0	0	0	5	1	0	
Johnson	.071	10	14	1	1	1	0	0	0	0	0	0	0	0	0	6	0	0	
Kreuter	.143	3	7	1	1	2	1	0	0	0	0	0	0	1	0	4	0	0	
Martin	.215	79	195	20	42	47	2	0	1	13	3	2	0	6	0	29	3	1	
Mashore	.235	43	98	13	23	35	6	0	2	11	1	0	3	9	0	22	1	0	
Molina	.000	2	1	0	0	0	0	0	0	0	0	0	0	0	0	0	0	0	
Nevin	.228	75	237	27	54	88	8	1	8	27	0	2	5	17	0	67	0	0	
O'Brien	.182	5	11	1	2	2	0	0	0	0	0	0	0	1	0	2	0	0	
Olivares	.000	40	2	1	0	0	0	0	0	0	0	0	0	1	0	1	0	0	
Palmeiro	.321	75	165	28	53	64	7	2	0	21	7	0	0	20	1	11	5	4	
Pritchett	.288	31	80	12	23	33	2	1	2	8	0	0	0	4	0	16	2	0	
Salmon	.300	136	463	84	139	247	28	1	26	88	0	10	3	90	5	100	0	1	
Shiple	.259	77	147	18	38	53	7	1	2	17	4	1	5	5	0	22	0	4	
Sparks	.000	22	1	0	0	0	0	0	0	0	0	1	0	0	1	0	0	0	
Velarde	.261	51	188	29	49	76	13	1	4	26	0	1	1	34	0	42	7	2	
Walbeck	.000	108	338	41	87	124	15	2	6	46	5	5	2	30	0	68	1	1	
Washburn	.000	15	1	0	0	0	0	0	0	0	0	2	0	0	0	0	0	0	
Williams	.361	29	36	7	13	17	1	0	1	5	1	0	1	7	0	11	3	3	
PITCHERS	.000	8	12	2	0	0	0	0	0	0	3	0	0	3	0	7	0	0	
TOTALS	.272	162	5630	787	1530	2339	314	27	147	739	49	41	48	510	31	1028	93	45	
OPP.	.267	162	5548	783	1481	2346	327	23	164	734	44	57	47	630	23	1091	156	65	

## 1998 ANGELS DESIGNATED HITTERS

PLAYER	AVG	G	AB	R	H	TB	2B	3B	HR	RBI	SH	SF	HP	BB	IBB	SO	SB	CS
Baughman	.000	1	0	0	0	0	0	0	0	0	1	0	0	0	0	0	0	1
Bolick	.167	9	18	2	3	5	2	0	0	1	0	0	0	5	0	3	0	0
Erstad	.556	2	9	2	5	11	0	0	2	2	0	0	0	0	0	1	0	0
Fielder	.248	31	109	15	27	47	6	1	4	20	0	1	20	0	35	0	0	0
Garcia	.000	3	0	1	0	0	0	0	0	0	0	0	0	0	0	0	0	0
Greene	.000	4	9	0	0	0	0	0	0	0	0	0	0	2	0	4	0	0
Hollins	.333	2	6	1	2	2	0	0	0	0	0	0	0	0	0	0	1	0
Johnson	.000	2	4	0	0	0	0	0	0	0	0	0	0	0	0	1	0	0
Martin	.333	10	3	2	1	1	0	0	0	1	0	0	0	0	0	0	0	0
Mashore	.000	7	0	2	0	0	0	0	0	0	0	0	0	0	0	0	0	0
Nevin	.333	3	3	0	1	1	0	0	0	0	0	0	2	0	0	1	0	0
Palmeiro	.500	3	2	1	1	2	1	0	0	1	0	0	0	0	0	0	0	0
Salmon	.304	111	398	69	121	207	27	1	19	75	0	10	2	73	5	82	0	1
Shiple	.000	1	0	0	0	0	0	0	0	0	0	0	0	0	0	0	0	0
Walbeck	.500	2	2	0	1	1	0	0	0	0	0	0	0	0	0	1	0	0
Williams	.500	2	2	0	1	1	0	0	0	0	0	0	0	1	0	0	1	0
TOTALS	.288	154	565	95	163	278	36	2	25	100	1	10	5	101	5	128	2	2

## 1998 ANGELS PITCHING

PITCHER	W-L	ERA	G	GS	CG	SHO	SV	IP	H	R	ER	HR	HB	BB	IBB	SO	WP	BK
Cadaret	1-2	4.14	39	0	0	0	1	37	38	17	17	6	3	15	0	37	5	0
DeLucia	2-6	4.27	61	0	0	0	3	71.2	56	36	34	10	3	46	5	73	8	1
Dickson	10-10	6.05	27	18	0	0	0	122	147	89	82	17	6	41	1	61	6	0
Fetters	1-2	5.56	12	0	0	0	0	11.1	14	8	7	2	0	4	0	9	3	0
Finley	11-9	3.39	34	34	1	1	0	223.1	210	97	84	20	6	109	1	212	8	0
Harris	3-1	4.35	49	0	0	0	0	60	55	32	29	7	0	23	4	34	2	0
Hasegawa	8-3	3.14	61	0	0	0	5	97.1	86	37	34	14	2	32	2	73	5	2
Hill	9-6	4.98	19	19	0	0	0	103	123	60	57	6	3	47	0	57	3	0
Holtz	2-2	4.75	53	0	0	0	1	30.1	33	16	16	0	1	15	1	29	4	0
James	0-0	1.93	11	0	0	0	0	14	10	3	3	0	0	7	0	12	0	0
Juden	1-3	6.75	8	6	0	0	0	40	33	32	30	7	2	18	0	39	4	0
McDowell	5-3	5.09	14	14	0	0	0	76	96	45	43	11	1	19	1	45	2	0
Olivares	9-9	4.03	37	26	1	0	0	183	189	92	82	19	5	91	1	112	5	0
Percival	2-7	3.65	67	0	0	0	42	66.2	45	31	27	5	3	37	4	87	3	0
Robertson	0-0	15.88	5	0	0	0	0	5.2	11	11	10	3	0	2	0	3	0	0
Sparks	9-4	4.34	22	20	0	0	0	128.2	130	66	62	14	5	58	0	90	6	0
Washburn	6-3	4.62	15	11	0	0	0	74	70	40	38	11	3	27	1	48	0	0
Watson	6-7	6.04	28	14	1	0	0	92.1	122	67	62	12	3	34	0	64	6	1
Wilson	0-0	3.52	15	0	0	0	0	7.2	4	3	0	1	5	2	6	0	0	0
TOTALS	85-77	4.49	162	162	3	5	52	1444	1481	783	720	164	47	630	23	91	70	4
OPP.	77-85	4.48	162	162	9	6	31	1437.2	1530	787	716	147	48	510	31	28	55	3

WIN STREAK: 9, May 31-June

LOSING STREAK: 6, July 1-9

CLUB HISTORY





# YEAR BY YEAR STATISTICAL REVIEW



## 1999 ANGELS BATTING

PLAYER	AVG	G	AB	R	H	TB	2B	3B	HR	RBI	SH	SF	HP	BB	IBB	SO	SB	CS
Anderson, G.	.303	157	620	88	188	291	36	2	21	80	0	6	0	34	8	81	3	4
Belcher, T.	.200	24	5	0	1	2	1	0	0	0	0	0	0	0	0	2	0	0
Colangelo, M.	.500	1	2	0	1	1	0	0	0	0	0	0	0	1	0	0	0	0
DaVanon, J.	.200	7	20	4	4	9	0	1	1	4	0	1	0	2	0	7	0	1
Decker, S.	.238	28	63	5	15	21	6	0	5	1	1	1	1	13	0	9	0	0
DiSarcina, G.	.229	81	271	32	62	74	7	1	1	29	9	1	2	15	0	32	2	2
Durrington, T.	.180	43	122	14	22	24	2	0	0	2	5	0	0	9	0	28	4	3
Edmonds, J.	.250	55	204	34	51	87	17	2	5	23	0	1	0	28	0	45	5	4
Erstad, D.	.253	142	585	84	148	219	22	5	13	53	2	3	1	47	3	101	13	7
Finley, C.	.000	33	4	0	0	0	0	0	0	1	0	0	0	0	0	3	0	0
Glaus, T.	.240	154	551	85	132	248	29	0	29	79	0	3	6	71	1	143	5	1
Greene, T.	.243	97	321	36	78	140	20	0	14	42	0	2	3	12	0	63	1	4
Hemphill, B.	.143	12	21	3	3	3	0	0	0	2	1	1	0	4	0	4	0	0
Hill, K.	.000	26	3	0	0	0	0	0	0	0	0	0	0	0	0	0	0	0
Huson, J.	.262	97	225	21	59	68	7	1	0	18	1	3	0	16	0	27	10	1
Luke, M.	.300	18	30	4	9	18	0	0	3	6	0	0	0	2	0	10	0	0
Molina, B.	.257	31	101	8	26	34	5	0	1	10	0	0	2	6	0	6	0	1
O'Brien, C.	.097	27	62	3	6	9	0	0	1	4	1	1	2	1	0	12	0	0
Oliveros, O.	.333	20	6	0	2	3	1	0	0	1	0	0	0	0	0	1	0	0
Palmeiro, O.	.278	109	317	46	88	105	12	1	1	23	6	3	6	39	1	30	5	5
Pritchett, C.	.156	20	45	3	7	11	1	0	1	2	1	1	0	2	0	9	1	1
Salmon, T.	.266	98	353	60	94	173	24	2	17	69	0	6	0	63	2	82	4	1
Sheets, A.	.197	87	244	22	48	67	10	0	3	29	6	5	0	14	0	59	1	2
Silvestri, D.	.091	3	11	0	1	2	1	0	0	1	0	0	0	0	0	1	0	0
Sparks, S.	.333	29	3	0	1	2	1	0	0	2	0	0	0	0	0	1	0	0
Unroe, T.	.241	27	54	5	13	18	2	0	1	6	0	0	1	4	0	16	0	0
Vaughn, M.	.281	139	524	63	147	266	20	0	33	108	0	3	11	54	7	127	0	0
Velarde, R.	.306	95	376	57	115	165	15	4	9	48	2	0	4	43	1	56	13	4
Walbeck, M.	.240	107	288	26	69	88	8	1	3	22	3	1	3	26	1	46	2	3
Williams, R.	.222	30	63	8	14	22	1	2	1	6	1	1	1	5	0	21	2	1
PITCHERS	.190	9	21	0	4	7	3	0	0	2	2	0	0	0	0	7	0	0
TOTALS	.256	162	5494	711	1404	2170	248	22	158	673	41	42	43	511	24	1022	71	45
OPP.	.269	162	5477	826	1472	2338	285	25	177	787	36	65	56	624	17	877	103	62

## 1999 ANGELS DESIGNATED HITTERS

PLAYER	AVG	G	AB	R	H	TB	2B	3B	HR	RBI	SH	SF	HP	BB	IBB	SO	SB	CS
Anderson, G.	.500	4	16	1	8	10	2	0	0	1	0	0	0	2	0	1	0	0
DaVanon, J.	.000	2	3	1	0	0	0	0	0	0	0	0	0	0	0	3	0	0
Decker, S.	.143	3	7	0	1	1	0	0	0	0	0	0	0	1	0	2	0	0
Durrington, T.	.000	1	0	0	0	0	0	0	0	0	0	0	0	0	0	0	0	0
Edmonds, J.	.250	9	36	6	9	13	4	0	0	3	0	0	0	2	0	8	3	0
Erstad, D.	.000	2	8	0	0	0	0	0	0	0	0	0	0	1	0	2	1	0
Glaus, T.	.000	1	4	1	0	0	0	0	0	0	0	0	0	1	0	0	0	0
Greene, T.	.236	44	161	18	38	69	10	0	7	25	0	1	1	6	0	33	0	0
Huson, J.	.273	7	11	2	3	4	1	0	0	4	0	0	0	0	0	4	0	0
Palmeiro, O.	.303	10	33	1	10	11	1	0	0	2	1	0	1	5	0	1	1	1
Pritchett, C.	.167	5	12	0	2	2	0	0	0	0	0	0	0	1	0	1	0	0
Salmon, T.	.042	7	24	3	1	4	0	0	1	5	0	0	0	7	0	6	0	0
Unroe, T.	.222	8	9	1	2	2	0	0	0	1	0	0	1	0	0	2	0	0
Vaughn, M.	.292	67	260	31	76	150	11	0	21	64	0	1	4	24	4	53	0	0
Walbeck, M.	.500	1	2	1	1	1	0	0	0	0	0	0	0	1	0	0	0	0
Williams, R.	.250	3	4	0	1	1	0	0	0	1	0	0	0	0	0	2	0	0
TOTALS	.258	153	590	66	152	268	29	0	29	106	1	2	7	51	4	118	5	1

## 1999 ANGELS PITCHING

PITCHER	W-L	ERA	G	GS	CG	SHO	SV	IP	H	R	ER	HR	HB	BB	IB	SO	WP	BK
Alvarez, J.	0-1	3.00	8	0	0	0	0	3	1	1	1	0	0	4	0	4	1	0
Belcher, T.	6-8	6.73	24	24	0	0	0	132.1	168	104	99	27	5	46	0	52	7	1
Cooper, B.	1-1	4.88	5	5	0	0	0	27.2	23	15	15	3	4	18	0	15	0	0
Finley, C.	12-11	4.43	33	33	1	0	0	213.1	197	117	105	23	8	94	2	200	15	0
Fyhrie, M.	0-4	5.05	16	7	0	0	0	51.2	61	32	29	8	0	21	1	26	0	0
Hasegawa, S.	4-6	4.91	64	1	0	0	2	77	80	45	42	14	2	34	2	44	4	0
Hill, K.	4-11	4.77	26	22	0	0	0	128.1	129	72	68	14	4	76	1	76	5	0
Holtz, M.	2-3	8.06	28	0	0	0	0	22.1	26	20	20	3	2	15	1	17	3	0
Levine, A.	1-1	3.39	50	1	0	0	0	85	76	40	32	13	3	29	2	37	3	0
Magnante, M.	5-2	3.38	53	0	0	0	0	69.1	68	30	26	2	3	29	4	44	3	1
McDowell, J.	0-4	8.05	4	4	0	0	0	19	31	17	17	4	2	5	0	12	0	0
Mintz, S.	0-0	3.60	3	0	0	0	0	5	8	2	2	1	0	2	0	2	0	0
Oliveros, O.	8-9	4.05	20	20	3	0	0	131	135	62	59	11	6	49	0	49	4	0
Ortiz, R.	2-3	6.52	9	9	0	0	0	48.1	50	35	35	7	2	25	0	44	2	2
Percival, T.	4-6	3.79	60	0	0	0	31	57	38	24	24	9	3	22	0	58	3	0
Petkovsek, M.	10-4	3.47	64	0	0	0	1	83	85	37	32	6	2	21	2	43	3	1
Pote, L.	1-1	2.15	20	0	0	0	3	29.1	23	9	7	1	0	12	1	20	1	0
Schoeneweis, S.	1-1	5.49	31	0	0	0	0	39.1	47	27	24	4	0	14	1	22	1	0
Sparks, S.	5-11	5.42	28	26	0	0	0	147.2	165	101	89	21	9	82	0	73	8	0
Washburn, J.	4-5	5.25	16	10	0	0	0	61.2	61	36	36	6	1	26	0	39	2	0
TOTALS	70-92	4.79	162	162	4	7	37	1431.1	1472	826	762	177	56	624	17	877	65	5
OPP.	92-70	4.06	162	162	14	11	50	1441.1	1404	711	650	158	43	511	24	1022	41	5

WIN STREAK: 5, Sept. 12-15; Sept. 29-Oct. 3

LOSING STREAK: 11, July 16-26

CLUB HISTORY





# YEAR BY YEAR STATISTICAL REVIEW

## 2000 ANGELS BATTING

PLAYER	AVG	G	AB	R	H	TB	2B	3B	HR	RBI	SH	SF	HP	BB	IBB	SO	SB	CS
Anderson, G.	.286	159	647	92	185	336	40	3	35	117	1	9	0	24	5	87	7	6
Baughman, J.	.227	16	22	4	5	7	2	0	0	0	0	0	0	1	0	2	3	0
Bottenfield, K.	.667	21	3	1	2	2	0	0	0	0	0	0	0	0	0	1	0	0
Clemente, E.	.218	46	78	4	17	19	2	0	0	5	1	0	1	0	0	27	0	1
Cooper, B.	.000	15	4	0	0	0	0	0	0	0	0	0	0	0	0	3	0	0
DiSarcina, G.	.395	12	38	6	15	20	2	0	1	11	2	0	1	1	0	3	0	1
Durrington, T.	.000	4	3	0	0	0	0	0	0	0	0	0	0	0	0	0	0	0
Erstad, D.	.355	157	676★	121	240★	366	39	6	25	100	2	4	1	64	9	82	28	8
Etherton, S.	.000	11	2	1	0	0	0	0	0	0	0	0	0	1	0	0	0	0
Gant, R.	.232	34	82	15	19	42	3	1	6	16	0	1	0	20	0	18	1	2
Gil, B.	.239	110	301	28	72	106	14	1	6	23	5	2	5	30	0	59	10	6
Glau, T.	.284	159	563	120	160	340	37	1	47★	102	0	1	2	112	6	163	14	11
Hasegawa, S.	.000	66	1	0	0	0	0	0	0	0	0	0	0	0	0	0	0	0
Hill, K.	.333	16	3	0	1	1	0	0	0	1	0	0	0	0	0	0	0	0
Johnson, K.	.500	6	4	2	2	2	0	0	0	1	0	0	0	2	0	0	0	0
Kennedy, A.	.266	156	598	82	159	241	33	11	9	72	8	4	3	28	5	73	22	8
Luloa, K.	.333	6	18	3	6	6	0	0	0	0	0	0	0	1	0	1	0	0
Molina, B.	.281	130	473	59	133	199	20	2	14	71	4	7	6	23	0	33	1	0
Palmeiro, O.	.300	108	243	38	73	97	20	2	0	25	10	3	2	38	0	20	4	1
Salmon, T.	.290	158	568	108	165	307	36	2	34	97	0	2	6	104	5	139	0	2
Schoeneweis, S.	.333	27	3	0	1	1	0	0	0	1	0	0	0	0	0	0	0	0
Spiezo, S.	.242	123	297	47	72	138	11	2	17	49	1	4	3	40	2	56	1	2
Stocker, K.	.197	70	229	21	45	64	13	3	0	16	8	1	2	32	0	54	0	3
Vaughn, M.	.272	161	614	93	167	306	31	0	36	117	0	5	14	79	11	181★	2	0
Walbeck, M.	.199	47	146	17	29	52	5	0	6	12	1	0	1	7	0	22	0	1
Washburn, J.	.333	14	3	0	1	1	0	0	0	2	2	0	0	1	0	0	0	0
Wooten, S.	.556	7	9	2	5	6	1	0	0	1	0	0	0	0	0	0	0	0
PITCHERS	.263	12	19	2	5	5	0	0	0	3	3	0	0	2	0	4	0	0
TOTALS	.280	162	5628	864	1574	2659	309	34	236	837	47	43	47	608	43	1024	93	52
OPP.	.273	162	5609	869	1534	2540	276	23	228	831	40	53	36	662	44	846	101	56

## 2000 ANGELS DESIGNATED HITTERS

PLAYER	AVG	G	AB	R	H	TB	2B	3B	HR	RBI	SH	SF	HP	BB	IBB	SO	SB	CS
Anderson, G.	.300	10	40	4	12	20	2	0	2	10	0	0	0	1	0	5	0	0
Baughman, J.	.000	4	2	1	0	0	0	0	0	0	0	0	0	0	0	0	0	1
Erstad, D.	.407	20	91	19	37	56	4	0	5	18	0	0	0	6	1	8	5	2
Palmeiro, O.	.180	19	50	4	9	9	0	0	0	4	1	0	1	5	0	3	0	0
Salmon, T.	.287	33	115	23	33	55	7	0	5	15	0	0	2	28	0	18	0	0
Spiezo, S.	.224	50	161	19	36	61	7	0	6	16	0	1	3	27	2	27	1	1
Vaughn, M.	.260	14	50	9	13	23	4	0	2	9	0	0	1	7	0	17	0	0
Walbeck, M.	.000	1	2	0	0	0	0	0	0	0	0	0	0	0	0	1	0	0
TOTALS	.275	153	578	93	159	264	27	0	26	81	1	1	7	86	3	96	8	5

## 2000 ANGELS PITCHING

PITCHER	W	L	ERA	G	GS	CG	SHO	GF	SV	IP	H	R	ER	HR	HB	BB	IBB	SO	WP	BK	OPP	AVG
Alvarez, J.	0	0	13.50	11	0	0	0	3	0	6	14	9	9	3	0	7	1	2	1	0	0	.467
Belcher, T.	4	5	6.86	9	9	1	0	0	0	40.2	45	31	31	8	2	22	1	22	1	1	0	.281
Bottenfield, K.	7	8	5.71	21	21	0	0	0	0	127.2	144	82	81	25	3	56	4	75	1	0	0	.285
Cooper, B.	4	8	5.90	15	15	1	1	0	0	87	105	66	57	18	2	35	1	36	1	0	0	.300
Dickson, J.	2	2	6.11	6	6	0	0	0	0	28	39	20	19	5	1	7	0	18	0	0	0	.336
Etherton, S.	5	1	5.52	11	11	0	0	0	0	60.1	68	38	37	16	1	22	0	32	2	0	0	.278
Fyhrie, M.	0	0	2.39	32	0	0	0	7	0	52.2	54	14	14	4	0	15	4	43	0	0	0	.269
Hasegawa, S.	10	6	3.57	66	0	0	0	26	9	95.2	100	43	38	11	2	38	6	59	2	1	0	.270
Hill, K.	5	7	6.52	16	16	0	0	0	0	78.2	102	59	57	16	2	53	1	50	6	0	0	.323
Hinchliffe, B.	0	0	5.40	2	0	0	0	0	0	1.2	1	1	1	0	0	0	0	0	0	0	0	.167
Holtz, M.	3	3	5.05	61	0	0	0	6	0	41	37	26	23	4	2	18	2	40	1	0	0	.248
Karl, S.	2	2	6.65	6	4	0	0	0	0	21.2	31	21	16	2	0	12	0	9	2	0	0	.337
Ortiz, R.	3	4	3.87	51	5	0	0	12	2	95.1	98	44	41	10	2	49	5	42	1	0	0	.266
Mercker, K.	1	3	6.52	21	7	0	0	2	0	48.1	57	35	35	12	2	29	3	30	2	0	0	.300
Ortiz, R.	8	6	5.09	18	18	2	0	0	0	111.1	96	69	63	18	2	55	0	73	7	4	0	.236
Percival, T.	5	5	4.50	54	0	0	0	45	32	50	42	27	25	7	2	30	4	49	1	0	0	.228
Petkovsek, M.	4	2	4.22	64	1	0	0	21	2	81	86	39	38	8	3	23	6	31	3	0	0	.277
Pote, L.	1	1	3.40	32	1	0	0	12	1	50.1	52	23	19	4	0	17	1	44	3	0	0	.267
Schoeneweis, S.	7	10	5.45	27	27	1	1	0	0	170	183	112	103	21	6	67	2	78	4	3	0	.276
Turnbow, D.	0	0	4.74	24	1	0	0	16	0	38	36	21	20	7	2	36	0	25	3	1	0	.254
Ward, B.	0	0	5.63	7	0	0	0	2	0	8	8	6	5	1	0	2	0	3	2	0	0	.235
Washburn, J.	7	2	3.74	14	14	0	0	0	0	84.1	64	38	35	16	1	37	0	49	1	0	0	.215
Weaver, E.	0	2	6.87	17	0	0	0	4	0	18.1	20	16	14	5	0	16	1	8	1	0	0	.267
Weber, B.	1	0	1.84	10	0	0	0	1	0	14.2	12	6	3	0	0	2	1	8	1	0	0	.214
Wise, M.	3	3	5.54	8	6	0	0	0	0	37.1	40	23	23	7	1	13	1	20	1	0	0	.272
TOTALS	82	80	5.00	162	162	5	3	157	46	1448.0	1534	869	805	228	36	662	44	846	47	10	0	.273
OPP.	80	82	5.11	162	162	10	5	152	33	1445.1	1574	864	820	236	47	608	43	1024	45	2	0	.280

WIN STREAK: 4, July 6-9; Sept. 12-16

LOSING STREAK: 6, Aug. 30-Sept. 5

CLUB HISTORY



# YEAR BY YEAR STATISTICAL REVIEW



## 2001 ANGELS BATTING

PLAYER	AVG	G	AB	R	H	TB	2B	3B	HR	RBI	SH	SF	HP	BB	IBB	SO	SB	CS
Anderson, G.	.289	161	672	83	194	321	39	2	28	123	0	5	0	27	4	100	13	6
Barnes, L.	.100	14	40	2	4	7	0	0	1	2	0	0	0	1	0	9	0	0
Burke, J.	.200	5	5	1	1	1	0	0	0	0	0	0	0	0	0	2	0	0
DaVanon, J.	.193	34	88	7	17	36	2	1	5	9	0	1	0	11	0	29	1	3
Eckstein, D.	.285	148	582	82	166	208	26	2	4	41	16★	2	21★	43	0	60	29	4
Erstad, D.	.258	157	631	89	163	227	35	1	9	63	1	7	10	62	7	113	24	10
Fabregas, J.	.223	47	148	9	33	47	4	2	2	16	4	2	0	3	0	15	0	0
Fernandez, J.	.080	11	25	1	2	3	1	0	0	0	0	0	0	2	0	10	0	1
Gil, B.	.296	92	260	33	77	124	15	4	8	39	2	2	0	14	0	57	3	4
Glaus, T.	.250	161	588	100	147	312	38	2	41	108	0	7	6	107	7	158	10	3
Hill, G.	.136	16	66	4	9	12	0	0	1	2	0	0	0	0	0	20	0	0
Holtz, M.	.000	1	0	0	0	0	0	0	0	0	0	0	0	0	0	0	0	0
Joyner, W.	.243	51	148	14	36	52	5	1	3	14	0	0	0	13	0	18	1	1
Kennedy, A.	.270	136	478	48	129	178	25	3	6	40	7	9	11	27	3	71	12	7
Molina, B.	.262	96	325	31	85	114	11	0	6	40	2	4	8	16	3	51	0	1
Molina, J.	.270	13	37	8	10	19	3	0	2	4	2	0	2	3	0	8	0	0
Nieves, J.	.245	23	53	5	13	24	3	1	2	3	2	0	2	2	0	20	0	1
Ortiz, R.	.000	2	7	0	0	0	0	0	0	0	0	0	0	0	0	2	0	0
Palmeiro, O.	.243	95	230	29	56	74	10	1	2	23	7	5	3	25	2	24	6	6
Rapp, P.	.000	2	5	0	0	0	0	0	0	0	0	0	0	0	0	2	0	0
Salmon, T.	.227	137	475	63	108	182	21	1	17	49	0	2	8	96	4	121	9	3
Schoeneweis, S.	.000	1	0	0	0	0	0	0	0	0	0	0	0	2	0	0	0	0
Spiezio, S.	.271	137	457	57	124	200	29	4	13	54	3	4	5	34	4	65	5	2
Valdez, I.	.200	2	5	0	1	1	0	0	0	0	0	0	0	0	0	2	1	0
Washburn, J.	.600	2	5	1	3	3	0	0	0	0	0	0	0	1	0	2	0	0
Weber, B.	.000	1	0	0	0	0	0	0	0	0	0	0	0	0	0	0	0	0
Wooten, S.	.312	73	221	24	69	103	8	1	8	32	0	3	3	5	0	42	2	0
PITCHERS	.182	11	22	1	4	4	0	0	0	0	0	0	0	3	0	8	1	0
TOTALS	.261	162	5551	691	1447	2248	275	26	158	662	46	53	77	494	34	1001	116	52
OPP.	.263	162	5529	730	1452	2279	285	19	168	697	37	39	64	525	47	947	109	59

## 2001 ANGELS DESIGNATED HITTERS

PLAYER	AVG	G	AB	R	H	TB	2B	3B	HR	RBI	SH	SF	HP	BB	IBB	SO	SB	CS
Anderson, G.	.308	12	52	3	16	25	3	0	2	10	0	0	0	0	0	13	0	0
Burke, J.	1.000	1	1	1	1	1	0	0	0	0	0	0	0	0	0	0	0	0
Eckstein, D.	.232	14	56	2	13	14	1	0	0	5	2	0	3	6	0	8	4	0
Erstad, D.	.000	4	15	0	0	0	0	0	0	0	0	0	0	3	0	6	1	1
DaVanon, J.	.182	6	11	1	2	5	0	0	1	2	0	0	0	1	0	5	0	1
Fernandez, J.	.095	7	21	1	2	3	1	0	0	0	0	0	0	2	0	7	0	1
Gil, B.	.172	14	29	0	5	5	0	0	0	2	0	1	0	3	0	9	0	1
Glaus, T.	.143	2	7	1	1	1	0	0	0	1	0	0	0	2	0	1	1	0
Hill, G.	.136	16	66	4	9	12	0	0	1	2	0	0	0	0	0	20	0	0
Joyner, W.	.346	9	26	3	9	13	1	9	1	3	0	0	0	5	0	5	0	1
Kennedy, A.	.267	5	15	0	4	5	1	0	0	1	1	0	0	1	0	5	0	0
Molina, B.	.333	1	3	0	1	1	0	0	0	0	0	0	0	0	0	1	0	0
Nieves, J.	.500	4	2	0	1	1	0	0	0	0	0	0	0	0	0	0	0	0
Palmeiro, O.	.208	30	77	8	16	18	2	0	0	11	2	3	0	12	1	8	1	2
Salmon, T.	.222	12	45	6	10	21	2	0	3	7	0	0	0	7	3	13	0	0
Spiezio, S.	.164	20	55	5	9	11	2	0	0	5	0	1	1	5	1	8	0	0
Wooten, S.	.242	27	91	5	22	27	5	0	0	7	0	1	2	1	0	23	1	0
TOTALS	.212	153	572	40	121	163	18	0	8	56	5	6	6	48	5	132	8	7

## 2001 ANGELS PITCHING

PITCHER	W	L	ERA	G	GS	CG	SHO	GF	SV	IP	H	R	ER	HR	HB	BB	IB	SO	WP	BK	OPP	AVG
Borland, T.	0	1	10.80	2	0	0	0	1	0	3.1	8	5	4	1	0	0	0	0	0	0	471	.200
Cooper, B.	0	1	2.63	7	1	0	0	5	0	13.2	10	5	4	2	0	4	0	7	0	0	200	.190
Green, S.	0	0	3.00	1	1	0	0	0	0	6	4	2	2	0	0	6	0	4	2	0	190	.200
Hasegawa, S.	5	6	4.04	46	0	0	0	10	0	55.2	52	28	25	5	2	20	5	41	2	0	248	.248
Holtz, M.	1	2	4.86	63	0	0	0	11	0	37	40	24	20	5	2	15	4	38	5	0	254	.274
Lukaszewicz, M.	8	10	2.38	64	1	0	0	21	2	75.2	71	25	20	7	2	28	4	40	6	0	257	.257
Levine, A.	0	2	6.04	24	0	0	0	11	0	22.1	21	17	15	6	2	9	2	25	2	0	247	.247
Miadich, B.	0	0	4.50	11	0	0	0	4	0	10	6	5	5	2	0	8	0	11	1	0	182	.182
Ortiz, R.	13	11	4.36	32	32	2	0	0	0	208.2	223	114	101	25	12	76	6	135	7	0	274	.274
Percival, T.	4	2	2.65	57	0	0	0	50	39	57.2	39	19	17	3	2	18	1	71	2	0	187	.187
Pote, L.	2	0	4.15	44	1	0	0	15	2	86.2	88	41	40	11	3	32	5	66	3	0	258	.258
Rapp, P.	5	12	4.76	31	28	1	0	1	0	170	169	96	90	20	2	71	2	82	4	0	261	.261
Schoeneweis, S.	10	11	5.08	32	32	1	0	0	0	205.1	227	122	116	21	14	77	2	104	4	1	281	.281
Shields, S.	0	0	0.00	8	0	0	0	6	0	11	8	1	0	0	1	7	0	2	0	0	200	.200
Valdez, I.	9	13	4.45	27	27	1	0	0	0	163.2	177	82	81	20	8	50	3	100	3	0	277	.277
Washburn, J.	11	10	3.77	30	30	1	0	0	0	193.1	196	89	81	25	7	54	4	126	3	0	263	.263
Weber, B.	6	2	3.42	56	0	0	0	19	0	68.1	66	28	26	4	5	31	8	40	0	1	251	.251
Wise, M.	1	4	4.38	11	9	0	0	2	0	49.1	47	27	24	11	2	18	1	50	0	0	250	.250
TOTALS	75	87	4.20	162	162	6	1	156	43	1437.2	1452	730	671	168	64	525	47	947	46	2	263	.263
OPP.	87	75	3.96	162	162	9	12	153	46	1444	1447	691	636	158	77	494	34	1001	58	4	261	.261

WIN STREAK: 6, July 16-22

LOSING STREAK: 7, June 28-July 4; Sept. 21-28; Sept. 30-Oct. 7

CLUB HISTORY





# YEAR BY YEAR STATISTICAL REVIEW

## 2002 ANGELS BATTING

PLAYER	AVG	G	AB	R	H	TB	2B	3B	HR	RBI	SH	SF	HP	BB	IBB	SO	SB	CS
Amezaga, A.	.538	12	13	3	7	9	2	0	0	2	0	0	0	0	0	1	1	0
Anderson, G.	.306	158	638	93	195	344	56★	3	29	123	0	10	0	30	11	80	6	4
Appier, K.	.000	32	2	0	0	0	0	0	0	2	0	0	0	0	0	2	0	0
Bellinger, C.	.000	2	1	0	0	0	0	0	0	0	0	0	0	0	0	1	0	0
DaVanon, J.	.167	16	30	3	5	11	3	0	1	4	1	0	0	2	0	6	1	0
Eckstein, D.	.293	152	608	107	178	236	22	6	8	63	14★	8	27★	45	0	44	21	13
Erstad, D.	.283	150	625	99	177	243	28	4	10	73	5	4	2	27	4	67	23	3
Fabregas, J.	.193	35	88	8	17	18	1	0	0	8	2	0	0	6	1	6	0	0
Fasano, S.	.000	2	1	0	0	0	0	0	0	0	0	0	0	0	0	1	0	0
Figgins, C.	.167	15	12	6	2	3	1	0	0	1	0	0	0	0	0	5	2	1
Fullmer, B.	.289	130	429	75	124	228	35	6	19	59	0	3	15	32	6	44	10	3
Gil, B.	.285	61	130	11	37	56	8	1	3	20	2	2	0	5	0	33	2	1
Glaus, T.	.250	156	569	99	142	258	24	1	30	111	0	8	6	88	4	144	10	3
Kennedy, A.	.312	144	474	65	148	213	32	6	7	52	5	4	7	19	1	80	17	4
Molina, B.	.245	122	428	34	105	138	18	0	5	47	6	6	4	15	3	34	0	0
Molina, J.	.271	29	70	5	19	22	3	0	0	5	4	2	0	5	0	15	0	2
Nieves, J.	.289	45	97	17	28	30	2	0	0	6	1	0	0	2	0	14	1	1
Ochoa, A.	.277	37	65	8	18	31	7	0	2	10	0	0	0	10	0	5	2	2
Ortiz, R.	.000	32	7	0	0	0	0	0	0	0	0	0	0	0	0	3	0	0
Palmeiro, O.	.300	110	263	35	79	93	12	1	0	31	4	3	0	30	1	22	7	2
Ramirez, J.	.281	29	32	6	9	14	0	1	1	7	0	0	1	2	0	14	0	2
Salmon, T.	.286	138	483	84	138	243	37	1	22	88	0	7	7	71	3	102	6	3
Schoeneweis, S.	.000	54	2	0	0	0	0	0	0	0	0	0	0	0	0	2	0	0
Sele, A.	.500	26	2	0	1	1	0	0	0	0	0	0	0	0	0	1	0	0
Spiezio, S.	.285	153	491	80	140	214	34	2	12	82	3	6	4	67	7	52	6	7
Washburn, J.	.200	32	5	0	1	1	0	0	0	0	0	0	0	0	0	3	0	0
Wooten, S.	.292	49	113	13	33	50	8	0	3	19	0	1	1	6	1	24	2	0
PITCHERS	.111	10	18	0	2	2	0	0	0	2	0	0	0	0	0	11	0	0
TOTALS	.282	162	5678	851	1603	2456	333	32	152	811	49	64	74	462	42	805	117	51
OPP.	.247	162	5453	644	1345	2138	248	19	169	609	27	59	49	509	24	999	78	51

## 2002 ANGELS DESIGNATED HITTERS

PLAYER	AVG	G	AB	R	H	TB	2B	3B	HR	RBI	SH	SF	HP	BB	IBB	SO	SB	CS
Anderson, G.	.317	10	41	2	13	19	3	0	1	6	0	0	0	2	0	1	0	0
DaVanon, J.	.250	4	4	1	1	2	1	0	0	0	1	0	0	0	0	0	1	0
Eckstein, D.	.308	3	13	3	4	5	1	0	0	2	0	0	0	1	0	1	1	0
Erstad, D.	.188	4	16	0	3	4	1	0	0	1	1	0	0	1	0	2	1	0
Fullmer, B.	.277	93	328	54	91	166	27	6	12	48	0	3	11	22	2	34	7	2
Gil, B.	.438	10	16	3	7	16	1	1	2	6	0	0	0	1	0	4	0	0
Kennedy, A.	.200	1	5	1	1	1	0	0	0	0	0	0	0	0	0	0	0	0
Palmeiro, O.	.625	6	8	1	5	5	0	0	0	2	0	0	0	1	0	1	0	0
Salmon, T.	.256	25	82	18	21	43	7	0	5	11	0	0	2	14	0	20	1	1
Wooten, S.	.236	26	72	8	17	28	2	0	3	9	0	1	1	4	1	15	1	0
TOTALS	.279	153	585	91	163	289	43	7	23	85	2	4	14	66	3	78	12	3

## 2002 ANGELS PITCHING

PITCHER	W	L	ERA	G	GS	CG	GF	SV	SHO	IP	H	R	ER	HR	HB	BB	IB	SO	WP	BK	OPP	AVG
Appier, K.	14	12	3.92	32	32	0	0	0	0	188.1	191	89	82	23	7	64	2	132	7	0	.267	
Callaway, M.	2	1	4.19	6	6	0	0	0	0	34.1	31	20	16	4	3	11	0	23	2	0	.235	
Cook, D.	1	1	3.38	37	0	0	5	0	0	24	21	9	9	2	1	10	0	13	0	0	.241	
Donnelly, B.	1	1	2.17	46	0	0	11	1	0	49.2	32	13	12	2	2	19	3	54	1	0	.184	
Lackey, J.	9	4	3.66	18	1	0	0	0	0	108.1	113	52	44	10	4	33	0	69	7	2	.267	
Levine, A.	4	4	4.24	52	0	0	21	5	0	63.2	61	35	30	8	2	34	3	40	2	0	.253	
Lukasiewicz, M.	2	0	3.86	17	0	0	4	0	0	14	17	6	6	0	0	9	0	15	0	0	.298	
Ortiz, R.	15	9	3.77	32	32	4	0	0	1	217.1	188	97	91	40	5	68	0	162	7	3	.230	
Percival, T.	4	1	1.92	58	0	0	50	40	0	56.1	38	12	12	5	0	25	1	68	5	0	.188	
Pote, L.	0	2	3.22	31	0	0	13	0	0	50.1	33	20	18	7	3	26	2	32	3	0	.194	
Rodriguez, F.	0	0	0.00	5	0	0	4	0	0	5.2	3	0	0	0	1	2	1	13	0	0	.167	
Schoeneweis, S.	9	8	4.88	54	15	0	4	1	0	118	119	68	64	17	5	49	4	65	1	1	.264	
Sele, A.	8	9	4.89	26	26	1	0	0	1	160	190	92	87	21	7	49	2	82	5	0	.299	
Shields, S.	5	3	2.20	29	1	0	13	0	0	49	31	13	12	4	1	21	1	30	3	0	.188	
Wall, D.	0	0	6.43	17	0	0	8	0	0	21	17	15	15	3	1	7	1	13	2	0	.221	
Washburn, J.	18	6	3.15	32	32	1	0	0	0	206	183	75	72	19	3	59	1	139	5	1	.235	
Weber, B.	7	2	2.54	63	0	0	16	7	0	78	70	25	22	4	3	22	3	43	2	0	.249	
Wise, M.	0	0	3.24	7	0	0	6	0	0	8.1	7	3	3	0	1	1	0	6	0	0	.233	
TOTALS	99	63	3.69	162	162	7	155	54	14	1452.1	1345	644	595	169	49	509	24	999	52	7	.247	
OPP.	63	99	4.77	162	162	8	154	36	8	1437	1603	851	762	152	74	462	42	805	55	11	.282	

WIN STREAK: 10, Aug. 29-Sept. 8

LOSING STREAK: 6, Apr. 8-13



# YEAR BY YEAR STATISTICAL REVIEW



## 2003 ANGELS BATTING

PLAYER	AVG	G	AB	R	H	TB	2B	3B	HR	RBI	SH	SF	HP	BB	IBB	SO	SB	CS
Amezaga, A.	.210	37	105	15	22	35	3	2	2	7	5	0	1	9	0	23	2	2
Anderson, G.	.315	159	638	80	201	345	49	4	29	116	0	4	0	31	10	83	6	3
DaVanon, J.	.282	123	330	56	93	147	16	1	12	43	4	5	1	42	0	59	17	5
Delgado, W.	.320	19	50	4	16	16	0	0	0	4	0	0	0	8	0	8	0	0
Durrington, T.	.143	12	14	5	2	2	0	0	0	1	0	0	0	3	0	0	1	1
Eckstein, D.	.252	120	452	59	114	147	22	1	3	31	10	4	15	36	0	45	16	5
Erstad, D.	.252	67	258	35	65	86	7	1	4	17	2	2	4	18	1	40	9	1
Figgins, C.	.296	71	240	34	71	88	9	4	0	27	6	4	0	20	0	38	13	7
Fullmer, B.	.306	63	206	32	63	103	9	2	9	35	0	1	2	26	4	31	5	4
Gil, B.	.192	62	125	12	24	34	5	1	1	9	4	2	0	4	1	33	5	1
Glaus, T.	.248	91	319	53	79	148	17	2	16	50	0	1	1	46	4	73	7	2
Gregorio, T.	.158	12	19	1	3	3	0	0	0	2	0	0	1	1	0	8	0	0
Johnson, G.	.375	5	8	1	3	4	1	0	0	0	0	0	0	1	0	1	0	1
Kennedy, A.	.269	143	449	71	121	179	17	1	13	49	2	5	9	45	4	73	22	9
Molina, B.	.281	119	409	37	115	181	24	0	14	71	2	4	2	13	2	31	1	1
Molina, J.	.184	53	114	12	21	25	4	0	0	6	4	1	3	1	0	26	0	0
Owens, E.	.270	111	241	29	65	74	6	0	1	20	4	1	1	10	0	24	11	8
Quinlan, R.	.287	38	94	13	27	35	4	2	0	4	1	0	0	6	0	16	1	2
Ramirez, J.	.000	6	2	1	0	0	0	0	0	0	1	0	0	0	0	0	0	0
Riggs, A.	.246	24	61	11	15	30	4	1	3	5	2	0	0	9	0	9	3	1
Salmon, T.	.275	148	528	78	145	245	35	4	19	72	0	6	10	77	3	93	3	1
Spiezio, S.	.265	158	521	69	138	236	36	7	16	83	2	7	5	46	8	66	6	3
Wooten, S.	.243	98	272	25	66	95	8	0	7	32	0	3	1	24	5	45	0	4
PITCHERS	.095	162	21	1	2	2	0	0	0	1	0	0	0	0	0	9	0	0
TOTALS	.268	162	5487	736	1473	2265	276	33	150	687	50	50	56	476	42	838	129	61
OPP.	.261	162	5532	743	1444	2328	260	27	190	716	25	42	76	486	38	980	80	48

## 2003 ANGELS DESIGNATED HITTERS

PLAYER	AVG	G	AB	R	H	TB	2B	3B	HR	RBI	SH	SF	HP	BB	IBB	SO	SB	CS
Amezaga, A.	.000	1	0	0	0	0	0	0	0	0	0	0	0	0	0	0	0	0
Anderson, G.	.361	15	61	7	22	37	3	0	4	17	0	0	0	4	1	7	2	0
DaVanon, J.	.000	1	0	0	0	0	0	0	0	0	0	0	0	1	0	0	0	0
Durrington, T.	.000	2	0	0	0	0	0	0	0	0	0	0	0	0	0	0	0	1
Eckstein, D.	.182	3	11	0	2	2	0	0	0	0	0	0	0	1	0	1	2	0
Figgins, D.	.000	3	4	0	0	0	0	0	0	0	0	0	0	0	0	1	0	1
Fullmer, B.	.277	41	141	19	39	63	6	0	6	26	0	1	1	16	1	24	2	3
Gil, B.	.000	2	1	1	0	0	0	0	0	0	0	0	0	0	0	0	0	0
Glaus, T.	.286	4	14	3	4	8	1	0	1	4	0	0	0	2	0	3	0	0
Kennedy, A.	.000	1	0	0	0	0	0	0	0	0	0	0	0	1	0	0	0	0
Owens, E.	.500	3	2	1	1	1	0	0	0	0	0	0	0	0	0	1	0	0
Quinlan, R.	.333	3	12	1	4	5	1	0	0	1	0	0	0	0	0	3	0	0
Ramirez, J.	.000	1	0	1	0	0	0	0	0	1	0	0	0	0	0	0	0	0
Riggs, A.	.000	3	4	0	0	0	0	0	0	0	0	0	0	2	0	0	0	0
Salmon, T.	.250	68	248	26	62	102	17	1	7	30	0	3	3	37	2	48	0	0
Wesson, B.	.000	1	0	1	0	0	0	0	0	0	0	0	0	0	0	0	0	0
Wooten, S.	.171	28	76	5	13	21	2	0	2	8	0	0	0	2	1	11	0	1
PITCHERS	.095	9	21	1	2	2	0	0	0	1	0	0	0	0	0	9	0	0
TOTALS	.256	153	574	65	147	239	30	1	20	86	1	4	4	66	5	99	6	6

## 2003 ANGELS PITCHING

PITCHER	W	L	ERA	G	GS	CG	GF	SHO	SV	IP	H	R	ER	HR	HB	BB	IB	SO	WP	BK	OPP	AVG
Appier, K.	7	7	5.63	19	19	0	0	0	0	92.2	105	60	58	17	8	36	4	50	4	1	.279	
Bootcheck, C.	0	1	9.58	4	1	0	2	0	0	10.1	16	13	11	5	0	6	0	7	0	0	.340	
Callaway, M.	1	4	6.81	17	4	0	8	0	0	38.1	57	32	29	7	1	16	1	22	0	0	.345	
Donnelly, B.	2	2	1.58	63	0	0	15	0	3	74.0	55	14	13	2	4	24	1	79	1	0	.200	
Glover, G.	1	0	5.00	18	0	0	7	0	0	27.0	34	15	15	3	1	8	1	14	1	0	.315	
Gregg, K.	2	0	3.28	5	3	0	0	0	0	24.2	18	9	9	3	1	8	0	14	0	0	.205	
Jones, G.	0	0	4.88	18	0	0	7	0	0	27.2	29	15	15	3	2	14	0	28	5	0	.261	
Lackey, J.	10	16	4.63	33	33	2	0	2	0	204.0	223	117	105	31	10	66	4	151	11	1	.278	
Miadich, B.	0	0	18.00	1	0	0	0	0	0	2.0	5	4	4	0	1	1	0	3	1	0	.500	
Ortiz, R.	16	13	5.20	32	32	1	0	0	0	180.0	209	121	104	28	12	63	0	94	4	0	.287	
Percival, T.	0	5	3.47	52	0	0	49	0	33	49.1	33	22	19	7	3	23	1	48	1	0	.184	
Rodriguez, F.	8	3	3.03	59	0	0	23	0	2	86.0	50	30	29	12	2	35	5	95	7	0	.172	
Rodriguez, R.	0	0	2.45	3	0	0	2	0	0	3.2	4	1	1	0	0	1	0	3	0	0	.308	
Schoeneweis, S.	1	1	3.96	39	0	0	12	0	0	38.2	37	19	17	2	3	10	3	29	1	0	.250	
Sele, A.	7	11	5.77	25	25	0	0	0	0	121.2	135	82	78	17	12	58	1	53	5	0	.284	
Shields, S.	5	6	2.85	44	13	0	5	0	1	148.1	138	56	47	12	5	38	6	111	4	0	.247	
Turnbow, D.	2	0	0.59	11	0	0	7	0	0	15.1	7	1	1	0	0	3	0	15	0	0	.140	
Washburn, J.	10	15	4.43	32	32	2	0	0	0	207.1	205	106	102	34	11	54	4	118	4	1	.256	
Weber, B.	5	1	2.69	62	0	0	20	0	0	80.1	84	26	24	7	0	22	7	46	4	0	.275	
TOTALS	77	85	4.28	162	162	5	157	9	39	1431.1	1444	743	680	190	76	486	38	980	53	3	.261	
OPP.	85	77	4.28	162	162	12	150	12	46	1432.1	1473	736	681	150	56	476	42	838	47	7	.268	

WIN STREAK: 5; three times; last, Aug. 13-17

LOSING STREAK: 5; three times; last, Sept. 9-13





# YEAR BY YEAR STATISTICAL REVIEW

## 2004 ANGELS BATTING

PLAYER	AVG	G	AB	R	H	TB	2B	3B	HR	RBI	SH	SF	HP	BB	IBB	SO	SB	CS
Amezaga, A.	.161	73	93	12	15	23	2	0	2	11	6	0	3	3	0	24	3	2
Anderson, G.	.301	112	442	57	133	197	20	1	14	75	0	3	1	29	6	75	2	1
Colon, B.	.000	34	3	0	0	0	0	0	0	0	0	0	0	0	0	1	0	0
DaVanon, J.	.277	108	285	41	79	119	11	4	7	34	1	5	0	46	2	54	18	3
Eckstein, D.	.276	142	566	92	156	188	24	1	2	35	14	2	13	42	1	49	16	5
Erstad, D.	.295	125	495	79	146	198	29	1	7	69	3	4	4	37	1	74	16	1
Escobar, K.	.000	33	2	0	0	0	0	0	0	0	0	0	0	0	0	0	0	0
Figgins, C.	.296	148	577	83	171	242	22	17	5	60	10	2	0	49	0	94	34	13
Gallarraga, A.	.300	7	10	1	3	6	0	0	1	2	0	0	1	0	0	3	0	0
Glaus, T.	.251	58	207	47	52	119	11	1	18	42	0	1	3	31	3	52	2	3
Guerrero, V.	.337	156	612	124*	206	366*	39	2	39	126	0	8	8	52	14	74	15	3
Guillen, J.	.294	148	565	88	166	281	28	3	27	104	0	3	15	37	5	92	5	4
Halter, S.	.202	46	114	10	23	40	5	0	4	13	0	0	0	7	0	30	1	1
Hensley, M.	.000	16	1	0	0	0	0	0	0	0	0	0	0	0	0	1	0	0
Kennedy, A.	.278	144	468	70	130	190	20	5	10	48	9	2	13	41	7	92	15	5
Kotchman, C.	.224	38	116	7	26	32	6	0	0	15	0	1	4	7	3	11	3	0
Lackey, J.	.000	33	2	0	0	0	0	0	0	0	0	0	0	0	0	1	0	0
McPherson, D.	.225	16	40	5	9	19	1	0	3	6	0	0	0	3	0	17	1	0
Molina, B.	.276	97	337	36	93	136	13	0	10	54	2	4	2	18	1	35	0	1
Molina, J.	.261	73	203	26	53	76	10	2	3	25	5	0	0	10	0	52	4	1
Ortiz, R.	.000	34	3	0	0	0	0	0	0	0	0	0	0	0	0	0	0	0
Paul, J.	.243	46	70	11	17	26	3	0	2	10	3	1	0	7	0	17	2	1
Pride, C.	.250	35	40	5	10	13	3	0	0	3	1	0	1	0	0	11	1	0
Quinlan, R.	.344	56	160	23	55	84	14	0	5	23	0	1	2	14	0	26	3	1
Riggs, A.	.194	16	36	2	7	10	3	0	0	3	0	0	0	1	0	10	1	0
Salmon, T.	.253	60	186	15	47	60	7	0	2	23	0	4	2	14	0	41	1	0
Sele, A.	.000	28	1	0	0	0	0	0	0	0	0	0	0	0	0	1	0	0
Shields, S.	.000	60	1	0	0	0	0	0	0	0	0	0	0	0	0	1	0	0
Washburn, J.	.400	25	5	0	2	2	0	0	0	1	2	0	0	0	0	0	0	0
2004	.105	15	19	0	2	2	0	0	0	1	2	0	0	0	0	5	0	0
TOTALS	.282	162	5675	836	1603	2435	272	37	162	783	56	41	73	450	43	942	143	46
OPP.	.263	162	5617	734	1476	2330	298	23	170	706	35	47	44	502	27	1164	87	44

## 2004 ANGELS DESIGNATED HITTERS

PLAYER	AVG	G	AB	R	H	TB	2B	3B	HR	RBI	SH	SF	HP	BB	IBB	SO	SB	CS
Anderson, G.	.275	18	69	5	19	27	5	0	1	7	0	0	0	5	3	14	0	0
DaVanon, J.	.273	19	66	9	18	32	4	2	2	11	0	0	0	8	1	11	2	1
Eckstein, D.	.200	1	5	0	1	1	0	0	0	0	0	0	0	0	0	0	0	0
Figgins, D.	.000	1	0	1	0	0	0	0	0	0	0	0	0	0	0	0	2	0
Gallarraga, A.	.167	4	6	1	1	4	0	0	1	1	0	0	1	0	0	1	0	0
Glaus, T.	.241	39	133	31	32	70	5	0	11	22	0	1	2	24	3	34	1	2
Guerrero, V.	.265	13	49	9	13	22	3	0	2	6	0	0	1	4	1	3	1	0
Guillen, J.	.270	10	37	7	10	17	1	0	2	7	0	0	2	5	1	5	0	0
Halter, S.	.182	3	11	0	2	3	1	0	0	0	0	0	0	0	0	2	0	0
Kotchman, C.	1.000	2	1	0	1	1	0	0	0	1	0	0	0	1	0	0	1	0
Molina, B.	.167	5	12	1	2	6	1	0	1	1	0	0	0	1	0	7	0	0
Mondesi, R.	.000	1	2	0	0	0	0	0	0	0	0	0	0	1	0	0	0	0
Paul, J.	.250	2	4	2	1	4	0	0	1	2	0	0	0	2	0	1	0	0
Pride, C.	.333	2	3	0	1	2	1	0	0	0	0	0	0	0	0	0	0	0
Quinlan, R.	.154	4	13	2	2	2	0	0	0	0	0	0	1	1	0	4	1	0
Riggs, A.	.133	4	15	1	2	3	1	0	0	1	0	0	0	1	0	6	0	0
Salmon, T.	.221	39	149	11	33	39	3	0	1	15	0	4	1	12	0	33	1	0
TOTALS	.240	153	575	80	138	233	25	2	22	74	0	5	8	65	9	121	9	3

## 2004 ANGELS PITCHING

PITCHER	W	L	ERA	G	GS	CG	GF	SHO	SV	IP	H	R	ER	HR	HB	BB	IBB	SO	WP	BK	OPP	AVG
Bergman, D.	0	0	13.50	1	0	0	1	0	0	2.0	4	3	3	0	0	1	0	1	1	0	.444	
Colon, B.	18	12	5.01	34	34	0	0	0	0	208.1	215	122	116	38	3	71	1	158	1	0	.265	
Donnelly, B.	5	2	3.00	40	0	0	10	0	0	42.0	34	14	14	5	1	15	0	56	0	0	.224	
Dunn, S.	0	0	9.00	3	0	0	1	0	0	3.0	7	3	3	0	0	1	0	2	1	0	.438	
Escobar, K.	11	12	3.93	33	33	0	0	0	0	208.1	192	91	91	21	7	76	2	191	9	0	.244	
Gregg, K.	5	2	4.21	55	0	0	23	0	1	87.2	86	43	41	6	3	28	3	84	13	1	.255	
Hensley, M.	0	2	4.88	16	0	0	13	0	0	27.2	32	15	15	5	2	7	1	30	0	0	.294	
Lackey, J.	14	13	4.67	33	32	1	0	1	0	198.1	215	108	103	22	8	60	4	144	11	1	.278	
Ortiz, R.	5	7	4.43	34	14	0	13	0	0	128.0	139	64	63	18	4	38	4	82	5	3	.280	
Percival, T.	2	3	2.90	52	0	0	48	0	33	49.2	43	19	16	7	3	19	3	33	2	0	.230	
Rodriguez, F.	4	1	1.82	69	0	0	29	0	12	84.0	51	21	17	2	1	33	1	123	5	0	.172	
Sele, A.	9	4	5.05	28	24	0	1	0	0	132.0	163	84	74	16	5	51	2	51	4	2	.310	
Shields, S.	8	2	3.33	60	0	0	12	0	4	105.1	97	42	39	6	3	40	5	109	4	0	.238	
Turnbow, D.	0	0	0.00	4	0	0	4	0	0	6.1	2	0	0	0	0	7	0	3	0	0	.105	
Washburn, J.	11	8	4.64	25	25	1	0	1	0	149.1	159	81	77	20	4	40	1	86	5	0	.269	
Weber, B.	0	2	8.06	18	0	0	5	0	0	22.1	37	24	20	4	0	15	0	11	0	0	.363	
TOTALS	92	70	4.28	162	162	2	160	11	50	1454.1	1476	734	692	170	44	502	27	1164	61	7	.263	
OPP.	70	92	4.75	162	162	6	156	10	33	1442.1	1603	836	762	162	73	450	43	942	35	8	.282	

WIN STREAK: 9; Aug. 18-27 & May 1-9

LOSING STREAK: 5; June 4-9



# YEAR BY YEAR STATISTICAL REVIEW



## 2005 ANGELS BATTING

PLAYER	AVG	G	AB	R	H	TB	2B	3B	HR	RBI	SH	SF	HP	BB	IBB	SO	SB	CS
Anderson, G.	.283	142	575	68	163	250	34	1	17	96	0	5	0	23	8	84	1	1
Byrd, P.	.250	31	4	0	1	1	0	0	0	0	0	0	0	0	0	0	0	0
Cabrera, O.	.257	141	540	70	139	197	28	3	8	57	4	2	3	38	4	50	21	2
Colon, B.	.333	33	3	0	1	1	0	0	0	1	0	0	0	0	0	2	0	0
DaVanon, J.	.231	108	225	42	52	70	10	1	2	15	3	2	2	39	1	44	11	6
Donnelly, B.	.000	66	1	0	0	0	0	0	0	0	0	0	0	0	0	0	0	0
Erstad, D.	.273	153	609	86	166	226	33	3	7	66	4	2	1	47	3	109	10	3
Escobar, K.	.000	16	1	0	0	0	0	0	0	1	0	0	0	0	0	0	0	0
Figgins, C.	.290	158	642	113	186	255	25	10	8	57	9	5	0	64	1	101	62★	17
Finley, S.	.222	112	406	41	90	152	20	3	12	54	1	4	3	26	3	71	8	4
Guerrero, V.	.317	141	520	95	165	294	29	2	32	108	0	5	8	61	26★	48	13	1
Izturis, M.	.246	77	191	18	47	66	8	4	1	15	1	1	0	17	2	21	9	3
Kennedy, A.	.300	129	416	49	125	154	23	0	2	37	5	3	7	29	1	64	19	4
Kotchman, C.	.278	47	126	16	35	61	5	0	7	22	1	1	0	15	0	18	1	1
Lackey, J.	.000	33	6	0	0	0	0	0	0	0	0	0	0	0	0	1	0	0
Mathis, J.	.333	5	3	1	1	1	0	0	0	0	0	0	0	0	0	1	0	0
McPherson, D.	.244	61	205	29	50	92	14	2	8	26	0	0	1	14	0	64	3	3
Merloni, L.	.000	5	5	1	0	0	0	0	0	1	0	1	0	1	0	2	0	0
Molina, B.	.295	119	410	45	121	183	17	0	15	69	5	6	1	27	2	41	0	2
Molina, J.	.228	75	184	14	42	64	4	0	6	25	4	0	2	13	0	41	2	0
Paul, J.	.189	34	37	4	7	14	1	0	2	4	1	0	0	2	0	9	0	0
Pride, C.	.091	11	11	2	1	2	1	0	0	0	0	0	0	0	0	4	0	0
Quinlan, R.	.231	54	134	17	31	54	8	0	5	14	0	1	1	7	0	26	0	1
Rivera, J.	.271	106	350	46	95	159	17	1	15	59	2	1	0	23	0	44	1	9
Salmon, T.	.000	0	0	0	0	0	0	0	0	0	0	0	0	0	0	0	0	0
Shields, R.	.000	78	1	0	0	0	0	0	0	0	0	0	0	0	0	1	0	0
Sorensen, Z.	.167	12	12	3	2	3	1	0	0	1	0	0	0	0	0	2	0	0
Washburn, J.	.000	29	4	1	0	0	0	0	0	0	0	0	1	0	0	0	0	0
PITCHERS	.100	13	20	1	2	2	0	0	0	1	1	0	0	1	0	4	0	0
TOTALS	.270	162	5624	761	1520	2299	278	30	147	726	43	39	29	447	51	848	161	57
OPP.	.254	162	5593	643	1419	2240	285	31	158	607	39	35	48	443	24	1126	68	42

## 2005 ANGELS DESIGNATED HITTERS

PLAYER	AVG	G	AB	R	H	TB	2B	3B	HR	RBI	SH	SF	HP	BB	IBB	SO	SB	CS
Anderson, G.	.199	36	151	13	30	41	8	0	1	15	0	1	0	6	2	27	0	0
DaVanon, J.	.267	30	86	21	23	26	3	0	0	7	2	1	0	13	0	18	7	2
Erstad, D.	.300	5	20	3	6	11	2	0	1	3	0	0	0	1	0	6	0	1
Figgins, C.	.308	7	26	5	8	11	1	1	0	2	0	0	0	4	0	6	4	1
Finley, S.	.222	5	18	2	4	6	0	1	0	4	0	0	0	1	0	6	0	0
Guerrero, V.	.282	19	71	11	20	36	1	0	5	13	0	2	1	8	2	10	2	1
Kotchman, C.	.239	20	67	7	16	28	3	0	3	6	1	0	0	7	0	12	1	0
Mathis, J.	.500	2	2	1	1	1	0	0	0	0	0	0	0	0	0	1	0	0
Molina, B.	.433	11	30	3	13	19	3	0	1	7	0	3	0	5	1	2	0	0
Molina, J.	.375	5	8	0	3	3	0	0	0	2	0	0	0	1	0	0	0	0
Paul, J.	.000	1	0	0	0	0	0	0	0	0	0	0	0	0	0	0	0	0
Pride, C.	.167	3	6	2	1	2	1	0	0	0	0	0	0	0	0	2	0	0
Rivera, J.	.242	28	99	10	24	47	4	0	3	10	1	0	0	8	0	12	1	0
Sorensen, Z.	.000	1	0	0	0	0	0	0	0	0	0	0	0	0	0	0	0	0
TOTALS	.255	153	584	78	149	221	26	2	14	69	4	7	1	54	5	102	15	5

## 2005 ANGELS PITCHING

PITCHER	W	L	ERA	G	GS	CG	GF	SHO	SV	IP	H	R	ER	HR	HB	BB	IBB	SO	WP	BK	AVG
Bootcheck, C.	0	1	3.38	5	2	0	1	0	1	18.2	19	7	7	1	0	4	1	8	1	0	.257
Byrd, P.	12	11	3.74	31	31	2	0	1	0	204.1	216	95	85	22	7	28	1	102	1	0	.272
Christiansen, J.	0	0	2.45	12	0	0	1	0	0	3.2	7	1	1	0	0	2	0	4	0	0	.389
Colon, B.	21★	8	3.48	33	33	2	0	0	0	222.2	215	93	86	26	3	43	0	157	2	1	.254
Donnelly, B.	9	3	3.72	65	0	0	14	0	0	65.1	60	30	27	9	2	19	3	53	3	0	.244
Escobar, K.	3	2	3.02	16	7	0	2	0	1	59.2	45	21	20	4	2	21	1	63	4	0	.207
Gregg, K.	1	2	5.04	33	2	0	9	0	0	64.1	70	37	36	8	3	29	2	52	5	0	.273
Jones, G.	0	0	6.75	6	0	0	6	0	0	5.1	7	4	4	2	0	2	0	6	0	0	.318
Lackey, J.	14	5	3.44	33	33	1	0	0	0	209.0	208	85	80	13	11	71	3	199	18	0	.258
Peralta, J.	1	0	3.89	28	0	0	10	0	0	34.2	28	15	15	6	0	14	2	30	2	0	.219
Prinz, B.	0	1	3.00	3	0	0	2	0	0	3	4	1	1	1	0	1	0	1	0	0	.308
Rodriguez, F.	2	5	2.67	66	0	0	58	0	45★	67.1	45	20	20	7	0	32	3	91	8	0	.184
Santana, E.	12	8	4.65	23	23	1	0	1	0	133.2	139	73	69	17	8	47	2	99	4	0	.266
Saunders, J.	0	0	7.71	2	2	0	0	0	0	9.1	10	8	8	3	0	4	0	4	0	1	.270
Shields, S.	10	11	2.75	78	0	0	21	0	7	91.2	66	33	28	5	2	37	2	98	12	0	.201
Washburn, J.	8	8	3.20	29	29	1	0	1	0	177.1	184	66	63	19	8	51	0	94	2	0	.274
Wood, J.	1	1	4.55	28	0	0	10	0	0	27.2	30	18	14	7	2	8	0	20	2	0	.270
Yan, E.	1	1	4.59	49	0	0	21	0	0	66.2	66	36	34	8	0	30	4	45	5	0	.258
TOTALS	95	67	3.68	162	162	7	155	11	54	1464.1	1419	643	598	158	48	443	24	1126	70	1	.254
OPP.	67	95	4.35	162	162	7	155	6	33	1446.1	1520	761	699	147	29	447	51	848	34	7	.270

WIN STREAK: 8; June 20-28 & Sept. 16-24

LOSING STREAK: 5; Aug. 25-30

CLUB HISTORY





# YEAR BY YEAR STATISTICAL REVIEW

## 2006 ANGELS BATTING

PLAYER	AVG	G	AB	R	H	TB	2B	3B	HR	RBI	SH	SF	HP	BB	IBB	SO	SB	CS
Alfonzo, E.	.100	18	50	1	5	6	1	0	0	1	0	0	0	2	0	3	0	0
Anderson, G.	.280	141	543	63	152	235	28	2	17	85	0	7	0	38	11	95	1	0
Aybar, E.	.250	34	40	5	10	13	1	1	0	2	0	0	0	0	0	8	1	0
Cabrera, O.	.282	153	607	95	171	245	45	1	9	72	3	11	3	51	0	58	27	3
Erstad, D.	.221	40	95	8	21	31	8	1	0	5	1	1	2	6	0	18	1	1
Figgins, C.	.267	155	604	93	161	227	23	8	9	62	5	7	2	65	1	100	52	16
Guerrero, V.	.329	156	607	92	200	335	34	1	33	116	0	4	4	50	25★	68	15	5
Izturis, M.	.293	104	352	64	103	145	21	3	5	44	5	1	3	38	1	35	14	6
Kendrick, H.	.285	72	267	25	76	111	21	1	4	30	0	3	4	9	2	44	6	0
Kennedy, A.	.273	139	451	50	123	173	26	6	4	55	3	5	5	39	5	72	16	10
Kotchman, C.	.152	29	79	6	12	17	2	0	1	6	2	0	0	7	0	13	0	1
Mathis, J.	.145	23	55	9	8	16	2	0	2	6	0	1	0	7	1	14	0	0
McPherson, D.	.261	40	115	16	30	55	4	0	7	13	0	0	0	6	0	40	1	0
Molina, J.	.240	78	225	18	54	83	17	0	4	22	7	2	2	9	0	49	1	0
Morales, K.	.234	57	197	21	46	73	10	1	5	22	0	1	0	17	1	28	1	1
Murphy, T.	.229	48	70	12	16	25	4	1	1	6	1	1	0	5	0	21	4	1
Napoli, M.	.228	99	268	47	61	122	13	0	16	42	0	1	5	51	0	90	2	3
Pride, C.	.222	22	27	6	6	11	2	0	1	2	0	0	0	6	0	8	0	0
Quinlan, R.	.321	86	234	28	75	115	11	1	9	32	0	1	2	7	1	28	2	1
Rivera, J.	.310	124	448	65	139	235	27	0	23	85	0	6	7	33	0	59	0	4
Salmon, T.	.265	76	211	30	56	95	8	2	9	27	0	1	3	29	1	44	0	2
Santana, E.	.250	33	4	0	1	1	0	0	0	0	0	0	0	0	0	3	0	0
Willits, R.	.267	28	45	12	12	13	1	0	0	2	2	0	0	11	0	10	4	3
PITCHERS	.105	11	19	0	2	2	0	0	0	2	2	0	0	0	0	9	0	0
TOTALS	.274	162	5609	766	1539	2383	309	29	159	737	31	53	42	486	49	914	148	57
OPP.	.254	162	5541	732	1410	2230	300	23	158	682	40	43	50	471	27	1164	77	40

## 2006 ANGELS DESIGNATED HITTERS

PLAYER	AVG	G	AB	R	H	TB	2B	3B	HR	RBI	SH	SF	HP	BB	IBB	SO	SB	CS
Alfonzo, E.	.000	1	4	0	0	0	0	0	0	0	0	0	0	0	0	0	0	0
Anderson, G.	.301	45	176	24	53	85	8	0	8	28	0	2	0	12	2	29	0	0
Aybar, E.	.000	5	2	1	0	0	0	0	0	0	0	0	0	0	0	2	0	0
Figgins, C.	.235	6	17	3	4	4	0	0	0	1	0	0	0	1	0	2	2	0
Guerrero, V.	.363	30	113	18	41	67	6	1	6	24	0	1	0	8	2	14	5	1
Izturis, M.	.250	2	4	0	1	1	0	0	0	0	0	0	0	0	0	1	0	0
Kendrick, H.	.167	2	6	1	1	1	0	0	0	1	0	0	10	0	0	1	1	0
Kennedy, A.	.000	2	3	0	0	0	0	0	0	0	0	0	0	1	1	2	0	0
Mathis, J.	.000	2	1	0	0	0	0	0	0	0	0	0	0	1	0	0	0	0
McPherson, D.	.000	2	2	2	2	6	1	0	1	1	0	0	0	0	0	0	0	0
Pride, C.	.500	4	6	2	3	7	1	0	1	2	0	0	0	0	0	2	0	0
Quinlan, R.	.000	2	1	0	0	0	0	0	0	0	0	0	0	0	0	0	0	0
Rivera, J.	.279	18	68	12	19	43	3	0	7	16	0	0	1	4	0	10	0	0
Willits, R.	.000	2	1	2	0	0	0	0	0	0	0	0	0	0	0	0	1	0
TOTALS	.294	153	586	92	172	290	27	2	29	97	0	4	5	53	5	98	9	3

## 2006 ANGELS PITCHING

PITCHER	W	L	ERA	G	GS	CG	GF	SHO	SV	IP	H	R	ER	HR	HB	BB	IBB	SO	WP	BK	OPP AVG
Boothcheck, C.	0	1	10.45	7	0	0	5	0	0	10.1	16	12	12	3	0	9	0	7	1	0	.364
Bulger, J.	0	0	16.20	2	0	0	1	0	0	1.2	1	3	3	0	0	3	0	1	1	0	.167
Carrasco, H.	7	3	3.41	56	3	0	24	0	1	100.1	93	42	38	10	5	27	1	72	6	0	.244
Colon, B.	1	5	5.11	10	1	0	1	0	0	56.1	71	39	32	11	3	11	0	31	1	0	.306
Donnelly, B.	6	0	3.94	62	0	0	17	0	0	64.0	58	32	28	8	4	28	3	53	6	0	.240
Escobar, K.	11	14	3.61	30	30	1	0	0	0	189.1	192	93	76	17	4	50	2	147	7	0	.264
Gregg, K.	3	4	4.14	32	3	0	12	0	0	78.1	88	41	36	10	2	21	0	71	6	0	.280
Jones, G.	0	0	6.00	5	0	0	2	0	0	6.0	8	5	4	1	0	2	0	1	0	0	.348
Lackey, J.	13	11	3.56	33	33	3	0	2	0	217.2	203	98	86	14	9	72	4	190	16	0	.246
Moseley, D.	1	0	9.00	3	2	0	1	0	0	11.0	22	11	11	3	0	2	0	3	0	0	.440
Rodriguez, F.	2	3	1.73	69	0	0	58	0	47★	73.0	52	16	14	6	1	28	5	98	10	0	.197
Romero, J.	1	2	6.70	65	0	0	16	0	0	48.1	57	40	36	3	1	28	2	31	1	0	.298
Santana, E.	16	8	4.28	33	33	0	0	0	0	204.0	181	106	97	21	11	70	2	141	10	2	.241
Saunders, J.	7	3	4.71	13	13	0	0	0	0	70.2	71	42	37	6	1	29	1	51	2	1	.264
Shields, S.	7	7	2.87	74	0	0	13	0	2	87.2	70	30	28	8	1	24	4	84	8	0	.217
Weaver, Jef.	3	10	6.29	16	16	0	0	0	0	88.2	114	68	62	18	4	21	0	62	4	0	.309
Weaver, Jer.	11	2	2.56	19	19	0	0	0	0	123.0	94	36	35	15	3	33	1	105	2	0	.209
Yan, E.	0	0	6.85	13	0	0	0	0	0	22.1	19	18	17	4	1	13	2	16	4	0	.232
TOTALS	89	73	4.04	162	162	5	157	12	50	1452.2	1410	732	652	158	50	471	27	1164	85	3	.254
OPP.	73	89	4.46	162	162	7	155	8	33	1444.2	1539	766	716	159	42	486	49	914	53	4	.274

WIN STREAK: 8; July 8-18

LOSING STREAK: 6; May 17-22 & Apr. 28-May 3





# YEAR BY YEAR STATISTICAL REVIEW



## 2007 ANGELS BATTING

PLAYER	AVG	G	AB	R	H	TB	2B	3B	HR	RBI	SH	SF	HP	BB	IBB	SO	SB	CS
Anderson, G.	.297	108	417	67	124	205	31	1	16	80	0	6	0	27	9	54	1	0
Aybar, E.	.237	79	194	18	46	56	5	1	1	19	3	2	2	10	0	32	4	4
Brown, M.	.000	4	5	0	0	0	0	0	0	0	0	0	0	2	0	1	1	0
Budde, R.	.167	12	18	0	3	4	1	0	0	1	0	0	0	0	0	6	0	0
Cabrera, O.	.301	155	638	101	192	253	35	1	8	86	3	11	5	44	0	64	20	4
Evans, T.	.091	8	11	3	1	4	0	0	1	2	0	0	0	2	0	4	0	0
Figgins, C.	.330	115	442	81	146	191	24	6	3	58	2	8	0	51	0	81	41	12
Gorneault, N.	.000	2	4	1	0	0	0	0	0	0	0	0	0	1	0	1	0	0
Guerrero, V.	.324	150	574	89	186	314	45	1	27	125	0	6	9	71	28*	62	2	3
Haynes, N.	.267	40	45	10	12	14	0	1	0	1	0	0	0	3	0	11	1	2
Hillenbrand, S.	.254	53	197	19	50	64	5	0	3	22	0	1	1	5	0	18	0	2
Izturis, M.	.289	102	336	47	97	136	17	2	6	51	1	4	0	33	2	39	7	1
Kendrick, H.	.322	88	338	55	109	152	24	2	5	39	1	1	4	9	2	61	5	4
Kotchman, C.	.296	137	443	64	131	207	37	3	11	68	3	5	4	53	1	43	2	4
Mathis, J.	.211	59	171	24	36	60	12	0	4	23	3	4	2	15	0	49	0	1
Matthews, G.	.252	140	516	79	130	216	26	3	18	72	0	6	2	55	6	102	18	4
Morales, K.	.294	43	119	12	35	57	10	0	4	15	0	0	1	6	2	21	0	1
Murphy, T.	.184	20	38	2	7	8	1	0	0	2	0	0	1	0	0	9	0	0
Napoli, M.	.247	75	219	40	54	97	11	1	10	34	1	5	5	33	2	63	5	2
Quinlan, R.	.247	79	178	21	44	62	9	0	3	21	0	1	1	14	1	27	3	2
Rivera, J.	.279	14	43	3	12	19	1	0	2	8	0	0	0	1	0	4	0	0
Santana, E.	.200	2	5	1	1	2	1	0	0	2	0	0	0	0	0	3	0	0
Weaver, J.	.250	2	4	0	1	1	0	0	0	0	0	0	0	0	0	1	0	0
Willits, R.	.293	136	430	74	126	148	20	1	0	34	11	5	3	69	2	83	27	8
Wood, B.	.152	13	33	2	5	9	1	0	1	3	0	0	0	0	0	12	0	0
PITCHERS	.200	10	20	1	4	5	1	0	0	2	1	0	0	0	0	6	0	0
TOTALS	.284	162	5554	822	1578	2317	324	23	123	776	32	65	40	507	55	883	139	55
OPP.	.266	162	5563	731	1480	2290	289	34	151	684	28	40	51	477	22	1156	107	31

## 2007 ANGELS DESIGNATED HITTERS

PLAYER	AVG	G	AB	R	H	TB	2B	3B	HR	RBI	SH	SF	HP	BB	IBB	SO	SB	CS
Anderson, G.	.208	20	72	9	15	22	4	0	1	4	0	1	0	7	4	14	0	0
Aybar, E.	.000	2	3	0	0	0	0	0	0	0	0	0	0	0	0	2	0	0
Budde, R.	.000	2	2	0	0	0	0	0	0	0	0	0	0	0	0	1	0	0
Cabrera, O.	.250	2	8	0	2	2	0	0	0	1	0	1	0	0	0	1	1	0
Figgins, C.	1.000	1	1	0	1	1	0	0	0	0	0	0	0	0	0	0	0	0
Guerrero, V.	.270	41	159	25	43	81	6	1	10	36	0	1	3	15	8	19	1	0
Haynes, N.	.500	3	2	2	1	1	0	0	0	0	0	0	0	0	0	0	0	0
Hillenbrand, S.	.238	45	172	14	41	55	5	0	3	20	0	1	1	4	0	13	0	2
Izturis, M.	.400	3	10	4	4	4	0	0	0	0	0	0	0	3	0	1	0	1
Kotchman, C.	.500	1	2	2	1	4	0	0	1	2	0	0	0	2	0	0	0	1
Mathis, J.	.000	2	2	0	0	0	0	0	0	0	0	0	0	0	0	1	0	0
Evans, T.	.000	1	1	0	0	0	0	0	0	0	0	0	0	0	0	0	0	0
Matthews, G.	.143	4	14	3	2	2	0	0	0	0	0	0	0	1	0	5	0	0
Morales, K.	.305	15	59	9	18	32	5	0	3	9	0	0	0	3	1	6	0	0
Rivera, J.	.222	7	18	3	4	5	1	0	0	0	0	0	0	2	0	3	2	0
Rivera, J.	.250	4	12	0	3	3	0	0	0	1	0	0	0	0	0	0	0	0
Willits, R.	.300	15	50	11	15	17	2	0	0	6	1	0	1	9	0	12	2	2
TOTALS	.257	153	591	85	152	231	23	1	18	79	1	4	5	47	13	78	6	7

## 2007 ANGELS PITCHING

PITCHER	W	L	ERA	G	GS	CG	GF	SHO	SV	IP	H	R	ER	HR	HB	BB	IBB	SO	WP	BK	AVG
Bootcheck, C.	3	0	4.77	51	0	0	17	0	0	77.1	81	43	41	7	5	24	3	56	6	1	.274
Bulger, J.	0	0	2.84	6	0	0	4	0	0	6.1	5	2	2	0	0	3	0	8	1	0	.227
Carrasco, H.	2	1	6.57	29	1	0	9	0	0	38.1	44	34	28	8	1	23	1	33	3	0	.272
Colon, B.	6	8	6.34	19	18	0	0	0	0	99.1	132	74	70	15	5	29	1	76	1	0	.320
Escobar, K.	18	7	3.40	30	30	3	0	1	0	195.2	182	79	74	11	3	66	2	160	9	0	.248
Gwyn, M.	0	0	11.81	3	0	0	2	0	1	5.1	9	9	7	3	0	5	0	3	1	0	.360
Jones, G.	0	0	6.23	9	0	0	8	0	0	8.2	10	6	6	2	1	5	0	5	1	0	.278
Lackey, J.	19	9	3.01	33	33	2	0	2	0	224.0	219	87	75	18	12	52	2	179	9	1	.254
Moseley, D.	4	3	4.40	46	8	0	13	0	0	92.0	97	45	45	7	3	27	3	50	6	1	.277
Oliver, D.	3	1	3.78	61	0	0	20	0	0	64.1	58	31	27	5	1	23	2	51	1	1	.239
Resop, C.	0	0	4.15	4	0	0	3	0	0	4.1	4	2	2	1	0	1	0	2	0	0	.308
Rodriguez, F.	5	2	2.81	64	0	0	56	0	40	67.1	50	22	21	3	1	34	0	90	7	1	.204
Santana, E.	7	14	5.76	28	26	0	1	0	0	150.0	174	103	96	26	8	58	3	126	7	0	.288
Saunders, J.	8	5	4.44	18	18	0	0	0	0	107.1	129	56	53	11	1	34	1	69	3	0	.298
Shields, R.	4	5	3.86	71	0	0	13	0	2	77.0	62	36	33	7	4	33	0	77	6	0	.220
Speier, J.	2	3	2.88	51	0	0	9	0	0	50.0	36	17	16	6	4	12	1	47	2	0	.202
Thompson, R.	0	0	10.80	7	0	0	2	0	0	6.2	10	8	8	4	0	3	0	9	2	0	.345
Weaver, J.	13	7	3.91	28	28	0	0	0	0	161.0	178	77	70	17	2	45	3	115	4	0	.280
TOTALS	94	68	4.23	162	162	5	157	9	43	1435.0	1480	731	674	151	51	477	22	1156	69	5	.266
OPP.	68	94	4.74	162	162	5	157	8	34	1425.1	1578	822	751	123	40	507	55	883	51	2	.284

WIN STREAK: 6; May 16-22

LOSING STREAK: 6; Apr. 12-18

CLUB HISTORY





# YEAR BY YEAR STATISTICAL REVIEW

## 2008 ANGELS BATTING

PLAYER	AVG	G	AB	R	H	TB	2B	3B	HR	RBI	SH	SF	HP	BB	IBB	SO	SB	CS
Anderson, G.	.293	145	557	66	163	241	27	3	15	84	0	6	1	29	6	77	7	4
Aybar, E.	.277	98	346	53	96	133	18	5	3	39	9	1	5	14	0	45	7	2
Brown, M.	.053	11	19	0	1	2	1	0	0	3	0	0	0	1	0	10	0	0
Budde, R.	.000	8	2	0	0	0	0	0	0	0	1	0	0	0	0	0	0	0
Figgins, C.	.276	116	453	72	125	144	14	1	1	22	2	0	3	62	3	80	34	13
Guerrero, V.	.303	143	541	85	164	282	31	3	27	91	0	4	4	51	16	77	5	3
Hunter, T.	.278	146	551	85	153	257	37	2	21	78	0	1	6	50	6	108	19	5
Izturis, M.	.269	79	290	44	78	105	14	2	3	37	2	2	1	26	0	27	11	2
Kendrick, H.	.306	92	340	43	104	143	26	2	3	37	1	4	4	12	3	58	11	4
Kotchman, C.	.287	100	373	47	107	167	24	0	12	54	0	2	5	18	3	23	2	1
Mathis, J.	.194	94	283	35	55	90	8	0	9	42	8	4	3	30	4	90	2	2
Matthews, G.	.242	127	426	53	103	152	19	3	8	46	0	2	4	45	2	95	8	3
Morales, K.	.213	27	61	7	13	24	2	0	3	8	0	0	1	4	0	7	0	1
Napoli, M.	.273	78	227	39	62	133	9	1	20	49	1	6	5	35	5	70	7	3
Quinlan, R.	.262	68	164	15	43	51	1	2	1	11	0	1	2	14	0	28	4	2
Rivera, J.	.246	89	256	31	63	112	13	0	12	45	0	8	0	16	0	33	1	1
Rodriguez, S.	.204	59	167	18	34	53	8	1	3	10	2	1	3	14	0	55	3	1
Sandoval, F.	.167	6	6	0	1	1	0	0	0	0	0	0	0	1	0	0	0	0
Teixeira, M.	.358	54	193	39	69	122	14	0	13	43	0	5	4	32	4	23	2	0
Willits, R.	.194	82	108	21	21	25	4	0	0	7	5	2	0	21	0	26	2	1
Wilson, B.	.167	7	6	0	1	1	0	0	0	1	0	0	0	1	0	3	0	0
Wood, B.	.200	55	150	12	30	49	4	0	5	13	1	1	1	4	0	43	4	0
PITCHERS	.000	9	21	0	0	0	0	0	0	1	0	0	0	1	0	9	0	0
TOTALS	.268	162	5540	765	1486	2287	274	25	159	721	32	50	52	481	52	987	129	48
OPP.	.261	162	5571	697	1455	2263	272	28	160	664	36	33	63	457	32	1106	109	31

## 2008 ANGELS DESIGNATED HITTERS

PLAYER	AVG	G	AB	R	H	TB	2B	3B	HR	RBI	SH	SF	HP	BB	IBB	SO	SB	CS
Anderson, G.	.279	60	240	32	67	104	6	2	9	36	0	1	0	16	3	33	3	2
Figgins, C.	.250	2	8	1	2	2	0	0	0	1	0	0	0	1	0	0	1	0
Guerrero, V.	.317	44	164	29	52	96	9	1	11	35	0	2	2	17	5	22	2	0
Hunter, T.	.125	9	32	3	4	5	1	0	0	2	0	0	1	5	1	8	1	0
Matthews, G.	.220	13	50	5	11	16	2	0	1	3	0	1	0	6	0	14	0	0
Morales, K.	.000	3	8	0	0	0	0	0	0	0	0	0	0	0	0	1	0	0
Quinlan, R.	.273	4	11	0	3	3	0	0	0	0	0	0	0	0	0	2	0	0
Rivera, J.	.250	17	60	10	15	24	3	0	2	6	0	1	0	4	0	7	0	0
Rodriguez, S.	.000	2	2	0	0	0	0	0	0	0	0	0	0	0	0	1	0	0
Sandoval, F.	.000	4	3	0	0	0	0	0	0	0	0	0	0	0	0	0	0	0
Teixeira, M.	.500	3	12	2	6	9	0	0	1	5	0	0	0	2	1	1	0	0
Willits, R.	.286	5	7	1	2	2	0	0	0	1	2	0	0	1	0	1	0	0
TOTALS	.271	153	597	83	162	261	21	3	24	89	2	5	3	52	10	90	7	2

## 2008 ANGELS PITCHING

PITCHER	W	L	ERA	G	GS	CG	GF	SHO	SV	IP	H	R	ER	HR	HB	BB	IBB	SO	WP	BK	OPP	AVG
Adenhardt, N.	1	0	9.00	3	3	0	0	0	0	12.0	18	12	12	0	0	13	0	4	2	0	.360	
Arredondo, J.	10	2	1.62	52	0	0	10	0	0	61.0	42	15	11	3	1	22	0	55	1	0	.190	
Bootcheck, C.	0	1	10.13	10	0	0	4	0	0	16.0	30	18	18	2	0	12	0	14	2	0	.385	
Bulger, J.	0	0	7.31	14	0	0	7	0	0	16.0	15	13	13	3	2	9	0	20	0	0	.242	
Garland, J.	14	8	4.90	32	32	1	0	0	0	196.2	237	116	107	23	8	59	4	90	4	0	.303	
Jepsen, K.	0	1	4.32	9	0	0	0	0	0	8.1	8	5	4	0	0	4	0	7	1	0	.250	
Lackey, J.	12	5	3.75	24	24	3	0	0	0	163.1	161	71	68	26	10	40	1	130	5	0	.260	
Loux, S.	0	0	2.81	7	0	0	5	0	0	16.0	16	6	5	1	2	2	0	4	0	0	.262	
Moseley, D.	2	4	6.79	12	10	0	1	0	0	50.1	70	38	38	6	2	20	0	37	3	1	.332	
O'Day, D.	0	1	4.57	30	0	0	17	0	0	43.1	49	24	22	2	4	14	6	29	1	0	.283	
Oliver, D.	7	1	2.88	54	0	0	9	0	0	72.0	67	24	23	5	4	16	2	48	3	0	.254	
Rodriguez, F.	2	3	2.24	76*	0	0	69*	0	62*	68.1	54	21	17	4	2	34	4	77	6	0	.216	
Santana, E.	16	7	3.49	32	32	2	0	1	0	219.0	198	89	85	23	8	47	2	214	5	1	.237	
Saunders, J.	17	7	3.41	31	31	1	0	0	0	198.0	187	82	75	21	6	53	2	103	3	0	.253	
Serrano, A.	0	0	0.00	1	0	0	1	0	0	1.0	1	0	0	0	0	0	0	1	0	0	.250	
Shields, S.	6	4	2.70	64	0	0	12	0	4	63.1	56	29	19	6	2	29	2	64	2	0	.236	
Speier, J.	2	8	5.03	62	0	0	19	0	0	68.0	69	41	38	15	6	27	5	56	8	0	.261	
Thompson, R.	0	0	22.50	2	0	0	1	0	0	2.0	4	5	5	0	0	2	0	1	1	0	.400	
Weaver, J.	11	10	4.33	30	30	0	0	0	0	176.2	173	88	85	20	6	54	4	152	3	0	.254	
TOTALS	100	62	3.99	162	162	7	155	10	66	1451.1	1455	697	644	160	63	457	32	1106	50	2	.261	
OPP.	62	100	4.38	162	162	10	152	6	28	1434.1	1486	765	698	159	52	481	52	987	54	5	.268	

WIN STREAK: 7; May 31-June 7

LOSING STREAK: 4; May 7-11



# YEAR BY YEAR STATISTICAL REVIEW



## 2009 ANGELS BATTING

PLAYER	AVG	G	AB	R	H	TB	2B	3B	HR	RBI	SH	SF	HP	BB	IBB	SO	SB	CS
Abreu, B.	.293	152	563	96	165	245	29	3	15	103	0	9	1	94	7	113	30	8
Aybar, E.	.312	137	504	70	157	213	23	9	5	58	12	5	5	30	1	54	14	7
Budde, R.	.000	3	3	0	0	0	0	0	0	0	0	0	0	0	0	2	0	0
Evans, T.	.286	11	7	2	2	2	0	0	0	1	0	0	0	0	0	2	0	0
Figgins, C.	.298	158	615	114	183	242	30	7	5	54	8	4	1	101★	0	114	42	17
Guerrero, V.	.295	100	383	59	113	176	16	1	15	50	0	4	1	19	3	56	2	1
Hunter, T.	.299	119	451	74	135	229	26	1	22	90	0	5	3	47	4	92	18	4
Izturis, M.	.300	114	387	74	135	168	22	3	8	65	3	7	5	35	2	41	13	5
Kendrick, H.	.291	105	374	61	109	166	21	3	10	61	2	0	4	20	1	71	11	4
Mathis, J.	.211	84	237	26	50	73	8	0	5	28	8	1	4	22	0	73	2	3
Matthews Jr., G.	.250	103	316	44	79	114	19	2	4	50	0	2	2	40	2	74	4	1
Morales, K.	.306	152	566	86	173	322	42	2	34	108	0	8	2	46	10	117	3	7
Napoli, M.	.272	114	382	60	104	188	22	1	20	56	0	3	7	40	1	103	3	3
Pettit, C.	.286	10	7	2	2	2	0	0	0	0	0	0	0	0	1	0	0	0
Quinlan, R.	.243	54	115	13	28	39	5	0	2	14	0	0	0	5	0	30	1	1
Rivera, J.	.287	138	529	72	152	253	24	1	25	88	0	5	2	36	1	57	0	1
Rodriguez, S.	.200	12	25	4	5	11	0	0	2	4	0	1	0	3	0	7	0	0
Sandoval, F.	.182	5	11	2	3	1	0	0	0	0	0	0	0	0	0	3	0	0
Willits, R.	.213	49	80	16	17	19	2	0	0	6	6	1	0	5	0	17	5	1
Wilson, B.	.200	12	5	0	1	2	1	0	0	0	1	0	0	0	0	1	1	0
Wood, B.	.195	18	41	5	8	12	1	0	1	3	1	0	1	3	0	19	0	0
PITCHERS	.143	10	21	4	3	3	0	0	0	2	2	0	0	1	0	7	0	0
TOTALS	.285	162	5622	883	1604	2482	293	33	173	841	43	52	41	547	32	1054	148	63
OPP.	.272	162	5562	761	1513	2401	298	25	180	720	52	54	58	523	35	1062	128	39

## 2009 ANGELS DESIGNATED HITTERS

PLAYER	AVG	G	AB	R	H	TB	2B	3B	HR	RBI	SH	SF	HP	BB	IBB	SO	SB	CS
Abreu, B.	.314	14	51	12	16	22	6	0	0	13	0	0	0	12	0	8	1	0
Budde, R.	.000	1	1	0	0	0	0	0	0	0	0	0	0	0	0	1	0	0
Figgins, C.	.000	2	7	2	0	0	0	0	0	1	0	0	0	2	0	2	2	0
Guerrero, V.	.291	93	371	55	108	168	16	1	14	48	0	1	4	18	2	55	2	1
Hunter, T.	.429	4	14	4	6	15	0	0	3	4	0	0	0	2	0	1	0	0
Izturis, M.	.148	7	27	3	4	5	1	0	0	3	0	0	0	0	0	6	1	0
Kendrick, H.	.318	6	22	4	7	11	1	0	1	3	0	0	0	2	0	3	0	0
Mathis, J.	.200	4	5	0	1	1	0	0	0	1	0	0	0	0	0	2	0	0
Matthews Jr.	.167	4	6	2	1	1	0	0	0	1	0	0	0	0	0	2	0	0
Napoli, M.	.359	18	64	10	23	38	6	0	3	11	0	0	0	8	0	13	1	1
Pettit, C.	.000	3	1	1	0	0	0	0	0	0	0	0	0	0	0	0	0	0
Quinlan, R.	.100	5	10	1	1	0	0	0	0	0	0	0	0	0	0	4	0	0
Rivera, J.	.395	10	43	9	17	30	1	0	4	9	0	0	0	2	0	2	0	0
TOTALS	.298	153	617	104	184	292	31	1	25	93	3	1	4	46	2	95	7	2

## 2009 ANGELS PITCHING

PITCHER	W	L	ERA	G	GS	CG	GF	SHO	SV	IP	H	R	ER	HR	HB	BB	IBB	SO	WP	BK	AVG
Adenhardt, N.	0	0	0.00	1	1	0	0	0	0	6.0	7	0	0	0	0	3	2	5	1	0	.292
Arredondo, J.	2	3	6.00	43	0	0	15	0	0	45.0	47	30	30	6	0	23	2	47	5	1	.269
Bell, T.	1	2	9.74	8	4	0	1	0	0	20.1	40	25	22	3	0	11	2	14	1	0	.412
Bulger, J.	6	1	3.56	65	0	0	20	0	1	65.2	46	26	26	7	1	30	1	68	5	0	.207
Davidson, D.	0	0	5.40	4	0	0	1	0	0	1.2	3	1	1	0	0	3	1	0	0	0	.375
Escobar, K.	0	1	3.60	1	1	0	0	0	0	5.0	4	2	2	0	1	4	0	5	0	0	.235
Fuentes, B.	1	5	3.93	65	0	0	57	0	48★	55.0	53	24	24	6	5	24	2	46	1	0	.254
Jepsen, K.	6	4	4.94	54	0	0	13	0	1	54.2	63	33	30	2	0	19	2	48	6	0	.292
Kazmir, S.	2	2	1.73	6	6	0	0	0	0	36.1	28	8	7	1	1	10	0	26	3	0	.212
Lackey, J.	11	8	3.83	27	27	1	0	1	0	176.1	177	84	75	17	9	47	1	139	6	0	.263
Lou, S.	2	3	5.86	18	6	0	7	0	0	58.1	84	42	38	4	4	19	0	19	3	0	.343
Mosebach, B.	0	0	7.71	3	0	0	1	0	0	2.1	4	3	2	0	1	3	1	8	0	0	.364
Moseley, D.	1	0	4.30	3	3	0	0	0	0	14.2	20	8	7	3	0	3	1	8	0	0	.323
O'Sullivan, S.	4	2	5.92	12	10	0	1	0	0	51.2	60	34	34	12	1	16	1	29	1	0	.296
Oliver, D.	5	1	2.71	63	1	0	9	0	0	73.0	61	22	22	5	5	22	8	65	7	0	.237
Ortega, A.	0	2	9.24	3	3	0	0	0	0	12.2	19	15	13	4	0	6	0	7	0	0	.345
Palmer, M.	11	2	3.93	40	13	1	10	0	0	121.1	105	55	53	12	4	55	2	69	5	0	.240
Rodriguez, F.	0	0	27.00	1	0	0	0	0	0	0.2	1	3	2	1	0	2	0	1	1	0	.250
Rodriguez, R.	0	1	5.58	18	0	0	6	0	0	30.2	47	22	19	4	1	9	1	10	1	0	.356
Santana, E.	8	8	5.03	24	23	2	0	2	0	139.2	159	83	78	24	10	47	4	107	4	0	.288
Saunders, J.	16	7	4.60	31	31	1	0	1	0	186.0	202	102	95	29	6	64	2	101	5	1	.279
Shields, S.	6	4	2.70	64	0	0	12	0	4	63.1	56	29	19	6	2	29	2	64	2	0	.236
Speier, J.	1	3	6.62	20	0	0	2	0	1	17.2	16	14	13	1	0	15	0	12	1	0	.239
Thompson, R.	0	0	5.12	13	0	0	2	0	0	19.1	27	11	11	6	1	7	0	21	5	0	.329
Weaver, J.	16	8	3.75	33	33	4	0	2	0	211.0	196	91	88	26	4	66	3	174	3	0	.246
TOTALS	97	64	4.45	162	162	9	153	13	51	1445.0	1513	761	715	180	58	523	35	1062	67	2	.272
OPP.	65	97	5.01	162	162	6	156	6	32	1429.1	1604	883	796	173	41	547	32	1054	70	8	.285

WIN STREAK: 8; July 18-25

LOSING STREAK: 4; Sept. 22-26

CLUB HISTORY





# YEAR BY YEAR STATISTICAL REVIEW

## 2010 ANGELS BATTING

PLAYER	AVG	G	AB	R	H	TB	2B	3B	HR	RBI	SH	SF	HP	BB	IBB	SO	SB	CS
Abreu, B.	.255	154	573	88	146	249	41	1	20	78	0	5	2	87	3	132	24	10
Aldridge, C.	.077	5	13	0	1	3	0	1	0	1	0	0	0	0	0	5	0	0
Aybar, E.	.253	138	534	69	135	176	18	4	5	29	11	2	7	35	1	81	22	8
Bourjos, P.	.204	51	181	19	37	69	6	4	6	15	3	1	2	6	0	40	10	3
Budde, R.	.400	6	10	2	4	8	1	0	1	3	0	0	0	1	0	5	0	0
Callaspo, A.	.249	58	213	21	53	67	8	0	2	13	1	1	1	12	1	13	2	2
Conger, H.	.172	13	29	2	5	8	1	1	0	5	0	0	0	5	0	9	0	0
Evans, T.	.000	1	1	0	0	0	0	0	0	0	0	0	0	0	0	1	0	0
Frandsen, K.	.250	54	160	24	40	51	11	0	0	14	3	0	1	9	0	10	2	0
Hunter, T.	.281	152	573	76	161	266	36	0	23	90	0	5	7	61	6	106	9	12
Izturis, M.	.250	61	212	27	53	77	13	1	3	27	1	2	2	21	0	27	7	3
Kendrick, H.	.279	158	616	67	172	251	41	4	10	75	4	5	5	28	2	94	14	4
Mathis, J.	.195	68	205	19	40	57	6	1	3	18	3	3	1	6	0	59	3	0
Matsui, H.	.274	145	482	55	132	221	24	1	21	84	0	4	1	67	6	98	0	1
McAnulty, P.	.136	9	22	2	3	6	0	0	1	2	0	0	0	2	0	11	0	0
Morales, K.	.290	51	193	29	56	94	5	0	11	39	0	1	5	12	3	31	0	1
Napoli, M.	.238	140	453	60	108	212	24	1	26	68	0	4	11	42	2	137	4	2
Quinlan, R.	.121	23	33	4	4	6	2	0	0	2	1	0	0	2	0	6	2	0
Rivera, J.	.252	124	416	53	105	170	20	0	15	52	0	2	4	33	4	58	2	2
Romine, A.	.091	5	11	0	1	1	0	0	0	0	1	0	0	0	0	4	0	0
Ryan, M.	.205	22	39	3	8	12	4	0	0	2	0	1	0	1	0	5	0	0
Trumbo, M.	.067	8	15	2	1	1	0	0	0	2	0	0	0	1	0	8	0	0
Willits, R.	.258	97	159	23	41	48	7	0	0	8	3	0	1	19	0	26	2	4
Wilson, B.	.229	40	96	12	22	40	6	0	4	15	2	0	0	8	0	23	0	0
Wood, B.	.146	81	226	20	33	47	2	0	4	14	8	1	2	6	0	71	1	0
PITCHERS	.087	9	23	4	2	2	0	0	0	0	1	0	0	2	0	10	0	0
TOTALS	.248	162	5488	681	1363	2142	276	19	155	656	42	37	52	466	28	1070	104	52
OPP.	.256	162	5556	702	1422	2241	313	31	148	670	41	42	46	565	33	1130	133	41

## 2010 ANGELS DESIGNATED HITTERS

PLAYER	AVG	G	AB	R	H	TB	2B	3B	HR	RBI	SH	SF	HP	BB	IBB	SO	SB	CS
Abreu, B.	.143	17	70	5	10	14	4	0	0	5	0	0	0	6	0	17	0	1
Aybar, E.	1.000	1	1	1	1	1	0	0	0	0	0	0	0	0	0	0	1	0
Conger, H.	.000	1	1	0	0	0	0	0	0	0	0	0	0	0	0	1	0	0
Hunter, T.	.135	9	37	1	5	6	1	0	0	3	0	0	0	3	0	5	0	0
Izturis, M.	.000	3	8	0	0	0	0	0	0	1	1	1	0	1	0	2	0	0
Mathis, J.	.000	1	1	0	0	0	0	0	0	0	0	0	0	0	0	1	0	0
Ryan, M.	.000	1	1	0	0	0	0	0	0	0	0	0	0	0	0	0	0	0
Matsui, H.	.263	120	418	46	110	181	21	1	16	61	0	4	1	60	4	88	0	1
McAnulty	.250	1	4	1	1	4	0	0	1	2	0	0	0	0	0	3	0	0
Napoli, M.	.000	2	3	1	0	0	0	0	0	0	0	0	0	0	0	3	0	0
Quinlan, R.	.000	3	3	0	0	0	0	0	0	0	0	0	0	0	0	1	0	0
Rivera, J.	.125	3	8	0	1	2	1	0	0	0	0	0	0	1	0	3	0	0
Trumbo, M.	.000	1	1	0	0	0	0	0	0	0	0	0	0	0	0	0	0	0
Willits, R.	.000	10	2	3	0	0	0	0	0	0	1	0	0	0	0	0	0	0
Wilson, B.	1.000	1	1	0	1	1	0	0	0	0	0	0	0	0	0	0	0	0
TOTALS	.231	153	559	59	129	209	27	1	17	72	2	5	1	71	4	122	1	2

## 2010 ANGELS PITCHING

PITCHER	W	L	ERA	G	GS	CG	GF	SHO	SV	IP	H	R	ER	HR	HB	BB	IBB	SO	WP	BK	OPP	AVG
Bell, T.	5	4	4.72	25	7	0	8	0	0	61.0	77	35	32	2	1	21	2	45	5	0	.312	
Bulger, J.	0	0	4.88	25	0	0	5	0	0	24.0	25	14	13	3	2	15	0	25	1	0	.269	
Casesevah, B.	1	2	3.15	16	0	0	9	0	0	20.0	23	11	7	0	1	8	2	8	1	0	.277	
Fuentes, B.	4	1	3.52	39	0	0	33	0	23	38.1	28	17	15	5	1	18	1	39	2	1	.201	
Haren, D.	5	4	2.87	14	14	1	0	0	0	94.0	84	31	30	8	2	25	2	75	4	1	.237	
Jepsen, K.	2	4	3.97	68	0	0	4	0	0	59.0	54	26	26	2	2	29	5	61	8	0	.250	
Kazmir, S.	9	15	5.94	28	28	0	0	0	0	150.0	158	103	99	25	12	79	2	93	6	0	.271	
Kohn, M.	2	0	2.11	24	0	0	8	0	1	21.1	17	5	5	0	0	16	1	20	0	0	.227	
O'Sullivan, S.	1	0	2.08	5	1	0	2	0	0	13.0	7	3	3	1	0	4	2	6	0	0	.156	
Palmer, M.	1	2	4.54	14	1	0	3	0	0	33.2	38	20	17	1	1	20	1	17	2	0	.281	
Pineiro, J.	10	7	3.84	23	23	3	0	1	0	152.1	155	66	65	15	1	34	6	92	4	0	.261	
Rodney, F.	4	3	4.24	72	0	0	30	0	14	68.0	70	33	32	4	5	35	1	53	4	0	.263	
Rodriguez, F.	1	3	4.37	43	0	0	14	0	0	47.1	46	23	23	5	1	26	3	36	8	1	.254	
Rodriguez, R.	0	0	4.50	1	0	0	1	0	0	2.0	1	1	1	0	1	2	0	1	0	0	.143	
Santana, E.	17	10	3.92	33	33	4	0	1	0	222.2	221	104	97	27	12	73	2	169	11	1	.259	
Saunders, J.	6	10	4.62	20	20	2	0	1	0	120.2	135	70	62	14	1	45	1	64	3	0	.290	
Shields, R.	0	3	5.28	43	1	0	17	0	0	46.0	45	31	27	6	2	34	1	39	7	0	.254	
Stokes, B.	0	0	8.10	16	0	0	6	0	0	16.2	26	18	15	4	1	16	1	16	2	0	.361	
Thompson, R.	2	0	1.37	13	0	0	7	0	0	19.2	12	4	3	2	0	4	0	15	4	0	.171	
Walden, J.	0	1	2.35	16	0	0	5	0	1	15.1	13	4	4	1	0	7	0	23	1	1	.224	
Weaver, J.	13	12	3.01	34	34	0	0	0	0	224.1	187	83	75	23	0	54	0	233*	7	1	.222	
TOTALS	80	82	4.04	162	162	10	152	9	39	1449.1	1422	702	651	148	46	565	33	1130	80	6	.256	
OPP.	82	80	3.91	162	162	5	157	9	42	1453.0	1363	681	632	155	52	466	28	1070	44	9	.248	

WIN STREAK: 6; June 2-7

LOSING STREAK: 7; Apr. 30-May 6



# YEAR BY YEAR STATISTICAL REVIEW



## 2011 ANGELS BATTING

PLAYER	AVG	G	AB	R	H	TB	2B	3B	HR	RBI	SH	SF	HP	BB	IBB	SO	SB	CS
Abreu, B.	.253	142	502	54	127	183	30	1	8	60	1	3	1	78	5	113	21	5
Amarista, A.	.154	23	52	2	8	13	3	1	0	5	1	1	0	2	0	8	0	0
Aybar, E.	.279	143	556	71	155	234	33	8	10	59	9	3	6	31	1	68	30	6
Bourjos, P.	.271	147	502	72	136	220	26	11	12	43	7	1	10	32	0	124	22	9
Branyan, R.	.185	37	65	7	12	26	2	0	4	12	0	1	0	11	0	21	2	0
Callaspo, A.	.288	141	475	54	137	178	23	0	6	46	0	2	1	58	8	48	8	1
Chatwood, T.	.667	27	3	1	2	2	0	0	0	2	0	0	0	0	0	0	0	0
Conger, H.	.209	59	177	14	37	63	8	0	6	19	2	0	1	17	2	37	0	0
Haren, D.	.333	35	3	0	1	1	0	0	0	1	1	0	0	0	0	1	0	0
Hunter, T.	.262	156	580	80	152	249	24	2	23	82	0	3	4	62	2	125	5	7
Izturis, M.	.276	122	449	51	124	174	35	0	5	38	0	4	8	33	3	65	9	6
Kendrick, H.	.285	140	537	86	153	249	30	6	18	63	3	0	10	33	3	119	14	6
Mathis, J.	.174	93	247	18	43	64	12	0	3	22	14	3	2	15	2	75	1	2
Moore, J.	.125	8	8	3	1	1	0	0	0	0	0	0	0	0	0	2	0	0
Navarro, E.	.200	8	10	1	2	3	1	0	0	0	1	0	0	1	0	1	0	0
Pettit, C.	.000	1	0	0	0	0	0	0	0	0	0	0	0	0	0	0	0	0
Pineiro, J.	.000	27	5	0	0	0	0	0	0	0	1	0	0	0	0	4	0	0
Romine, A.	.125	10	16	2	2	2	0	0	0	0	1	0	0	1	0	6	1	0
Santana, E.	.500	33	2	0	1	1	0	0	0	0	0	0	0	0	0	1	0	0
Trout, M.	.220	40	123	20	27	48	6	0	5	16	0	1	2	9	0	30	4	0
Trumbo, M.	.254	149	539	65	137	257	31	1	29	87	0	4	5	25	6	120	9	4
Velazquez, G.	.500	4	6	0	3	3	0	0	0	1	0	1	0	0	0	0	0	0
Weaver, J.	.000	33	4	0	0	0	0	0	0	0	0	0	0	0	0	1	0	0
Wells, V.	.218	131	505	60	110	208	15	4	25	66	0	3	1	20	0	86	9	4
Willits, R.	.045	22	22	0	1	2	1	0	0	1	2	0	0	4	0	7	0	0
Wilson, B.	.189	57	111	5	21	32	8	0	1	8	4	2	0	10	1	16	0	2
Wood, B.	.143	6	14	1	2	3	1	0	0	0	1	0	0	0	0	8	0	0
PITCHERS	.235	9	17	1	4	4	0	0	0	1	4	0	0	0	0	7	0	0
TOTALS	.253	162	5513	667	1394	2216	289	34	155	629	50	32	51	442	33	1086	135	52
OPP.	.251	162	5525	633	1388	2141	287	20	142	604	46	41	36	476	34	1058	126	40

## 2011 ANGELS DESIGNED HITTERS

PLAYER	AVG	G	AB	R	H	TB	2B	3B	HR	RBI	SH	SF	HP	BB	IBB	SO	SB	CS
Abreu, B.	.247	108	397	40	98	137	19	1	6	47	1	3	0	61	3	83	16	5
Branyan, R.	.156	13	32	3	5	8	0	0	1	3	0	0	0	7	0	11	2	0
Conger, H.	.000	1	2	0	0	0	0	0	0	0	0	0	0	0	0	1	0	0
Hunter, T.	.246	19	65	17	16	36	3	1	5	13	0	1	1	15	0	18	0	1
Izturis, M.	.244	12	45	4	11	13	2	0	0	2	0	0	0	2	0	9	1	1
Mathis, J.	.000	2	2	0	0	0	0	0	0	0	0	0	0	0	0	0	0	0
Trout, M.	.000	1	1	0	0	0	0	0	0	0	0	0	0	0	0	1	0	0
Wells, V.	.231	7	26	4	6	15	1	1	2	5	0	0	0	5	0	3	0	0
Wilson, B.	.000	2	3	0	0	0	0	0	0	0	0	0	0	1	0	0	0	0
TOTALS	.237	153	573	68	136	209	25	3	14	70	1	4	1	87	3	126	19	7

## 2011 ANGELS PITCHING

PITCHER	W	L	ERA	G	GS	CG	GF	SHO	SV	IP	H	R	ER	HR	HB	BB	IBB	SO	WP	BK	AVG
Bell, T.	1	1	3.41	19	0	0	14	0	0	34.1	39	14	13	2	1	10	1	17	2	0	.291
Bulger, J.	0	1	0.96	5	0	0	4	0	0	9.1	6	4	1	2	0	10	1	7	0	0	.182
Casesevah, B.	1	1	2.72	30	0	0	6	0	0	39.2	28	12	12	1	1	19	2	24	3	0	.207
Chatwood, T.	6	11	4.75	27	25	0	0	0	0	142.0	166	81	75	14	6	71	4	74	3	1	.303
Downs, S.	6	3	1.34	60	0	0	10	0	1	53.2	39	11	8	3	0	15	3	35	2	0	.199
Haren, D.	16	10	3.17	35	34	4	1	3	0	238.1	211	91	84	20	5	33	1	192	6	0	.235
Jepsen, K.	1	2	7.62	16	0	0	5	0	0	13.0	21	11	11	2	1	9	4	6	5	0	.375
Kazmir, S.	0	0	27.00	1	1	0	0	0	0	1.2	5	5	5	1	2	2	0	0	0	1	.500
Kohn, M.	0	1	7.30	14	0	0	7	0	1	12.1	14	10	10	6	1	9	0	9	1	0	.280
Palmer, M.	1	1	5.74	3	3	0	0	0	0	15.2	19	11	10	1	0	1	4	0	0	0	.306
Pineiro, J.	7	7	5.13	27	24	0	2	0	0	145.2	182	90	83	16	2	38	3	62	2	0	.311
Ramirez, H.	1	0	6.00	12	0	0	3	0	0	9.0	16	7	6	1	0	2	0	4	1	0	.432
Richards, G.	0	2	5.79	7	3	0	2	0	0	14.0	16	11	9	4	0	7	0	9	2	0	.291
Rodney, F.	3	5	4.50	39	0	0	15	0	3	32.0	26	18	16	1	3	28	0	26	2	0	.224
Rodriguez, F.	0	0	4.61	10	0	0	4	0	0	13.2	13	7	7	2	0	5	0	7	0	0	.241
Santana, E.	11	12	3.38	33	33	4	0	1	0	228.2	207	95	86	26	8	72	4	178	10	1	.241
Takahashi, H.	4	3	3.44	61	0	0	18	0	2	68.0	58	30	26	7	0	25	8	52	1	0	.232
Thompson, R.	1	3	3.00	44	0	0	16	0	0	54.0	46	18	18	5	0	20	0	56	1	1	.224
Walden, J.	5	5	2.98	62	0	0	42	0	32	60.1	49	22	20	3	1	26	3	67	6	0	.223
Weaver, J.	18	8	2.41	33	33	4	0	2	0	235.2	182	65	63	20	3	56	0	198	8	0	.212
Williams, J.	4	0	3.68	10	6	0	1	0	0	44.0	45	20	18	6	1	15	0	28	0	0	.269
TOTALS	86	76	3.57	162	162	12	150	11	39	1465.0	1388	633	581	142	36	476	34	1058	55	4	.251
OPP.	76	86	3.73	162	162	7	155	11	31	1456.2	1394	667	603	155	51	442	33	1086	48	5	.253

WIN STREAK: 6; Aug. 18-24

LOSING STREAK: 6; June 4-10

CLUB HISTORY





# YEAR BY YEAR STATISTICAL REVIEW

## 2012 ANGELS BATTING

PLAYER	AVG	G	AB	R	H	TB	2B	3B	HR	RBI	SH	SF	HP	BB	IBB	SO	SB	CS
Abreu, B.	.208	8	24	1	5	8	3	0	0	5	0	1	0	2	0	5	0	0
Amarista, A.	.000	1	0	1	0	0	0	0	0	0	0	0	0	0	0	0	0	0
Aybar, E.	.290	141	517	67	150	215	31	5	8	45	7	2	5	22	1	61	20	4
Bourjos, P.	.220	101	168	27	37	53	7	0	3	19	6	3	3	15	0	44	3	1
Calhoun, K.	.174	21	23	2	4	5	1	0	0	1	0	0	0	2	1	6	1	0
Callaspo, A.	.252	138	457	55	115	165	20	0	10	53	3	4	0	56	1	59	4	3
Conger, H.	.167	7	18	0	3	3	0	0	0	1	1	1	1	0	0	0	0	0
Haren, D.	.000	31	4	0	0	0	0	0	0	0	3	0	0	0	0	2	0	0
Hester, J.	.212	39	85	14	18	28	1	0	3	4	1	0	1	8	0	25	0	0
Hunter, T.	.313	140	534	81	167	241	24	1	16	92	1	3	8	38	1	133	9	1
Iannetta, C.	.240	79	221	27	53	88	6	1	9	26	0	1	2	29	0	60	1	3
Izturis, M.	.256	100	289	35	74	91	11	0	2	20	3	0	2	25	0	38	17	2
Kendrick, H.	.287	147	550	57	158	220	32	3	8	67	6	5	4	29	1	115	14	6
Langerhans, R.	.000	2	1	0	0	0	0	0	0	1	0	0	0	0	0	1	0	0
Morales, K.	.273	134	484	61	132	226	26	1	22	73	0	3	4	31	1	116	0	1
Pujols, A.	.285	154	607	85	173	313	50	0	30	105	0	6	5	52	16	76	8	1
Richards, G.	.000	30	2	0	0	0	0	0	0	0	0	0	0	0	0	1	0	0
Romine, A.	.412	12	17	2	7	7	0	0	0	1	1	0	0	3	0	3	1	0
Santana, E.	.000	30	4	0	0	0	0	0	0	0	1	0	0	0	0	4	0	0
Segura, J.	.000	1	3	0	0	0	0	0	0	0	0	0	0	0	0	0	2	0
Trout, M.	.326	139	559	129	182	315	27	8	30	83	0	7	6	67	4	139	49	5
Trumbo, M.	.268	144	544	66	146	267	19	3	32	95	0	2	4	36	3	153	4	5
Weaver, J.	.500	30	2	1	1	1	0	0	0	0	0	0	0	1	0	1	0	0
Wells, V.	.230	77	243	36	56	98	9	0	11	29	0	2	1	16	0	35	3	1
Williams, J.	.250	32	4	1	1	2	1	0	0	0	0	0	0	0	0	0	0	0
Wilson, B.	.211	75	171	19	36	50	5	0	3	13	1	1	1	15	0	33	0	0
Wilson, C.	.000	34	5	0	0	0	0	0	0	0	0	0	0	1	0	1	0	0
PITCHERS	.100	10	20	2	2	3	1	0	0	4	0	0	2	0	8	0	0	0
TOTALS	.274	162	5536	767	1518	2396	273	22	187	732	47	41	47	449	29	1113	134	33
OPP.	.246	162	5434	699	1339	2191	250	22	186	661	31	45	40	483	20	1157	127	41

## 2012 ANGELS DESIGNATED HITTERS

PLAYER	AVG	G	AB	R	H	TB	2B	3B	HR	RBI	SH	SF	HP	BB	IBB	SO	SB	CS
Bourjos, P.	.000	1	1	0	0	0	0	0	0	0	0	0	0	0	0	0	0	0
Calhoun, K.	.000	1	1	0	0	0	0	0	0	0	0	0	0	0	0	0	0	0
Hunter, T.	.381	6	21	4	8	11	0	0	1	3	0	0	0	1	0	3	1	0
Morales, K.	.271	92	365	54	99	167	17	0	17	53	0	2	3	20	0	91	0	0
Pujols, A.	.246	34	134	16	33	58	13	0	4	19	0	0	0	10	2	21	0	0
Trumbo, M.	.310	22	84	10	26	48	3	2	5	16	0	0	3	6	0	24	2	0
Wilson, B.	.000	1	1	0	0	0	0	0	0	0	0	0	0	0	0	0	0	0
TOTALS	.273	153	607	84	166	284	33	2	27	91	0	2	6	37	2	139	3	0

## 2012 ANGELS PITCHING

PITCHER	W	L	ERA	G	GS	CG	GF	SHO	SV	IP	H	R	ER	HR	HB	BB	IBB	SO	WP	BK	AVG
Carpenter, D.	1	2	4.76	28	0	0	12	0	0	39.2	42	21	21	6	0	17	0	28	2	0	.276
Cassevah, B.	1	0	7.20	4	0	0	0	0	0	5.0	5	4	4	2	1	6	1	2	0	0	.263
Downs, S.	1	1	3.15	57	0	0	11	0	9	45.2	43	17	16	3	0	17	2	32	1	0	.246
Enright, B.	0	0	14.73	3	0	0	2	0	0	3.2	7	6	6	1	0	1	0	0	0	0	.368
Frieri, E.	4	2	2.32	56	0	0	46	0	23	54.1	26	15	14	7	5	26	0	80	1	0	.140
Geltz, S.	0	0	4.50	2	0	0	2	0	0	2.0	2	1	1	0	0	3	0	1	0	0	.286
Greinke, Z.	6	2	3.53	13	13	0	0	0	0	89.1	80	35	35	11	2	26	0	78	4	0	.242
Haren, D.	12	13	4.33	30	30	1	0	1	0	176.2	190	95	85	28	3	38	3	142	5	1	.275
Hawkins, L.	2	3	3.64	48	0	0	7	0	1	42.0	45	20	17	5	0	13	1	23	0	0	.280
Isringhausen, J.	3	2	4.14	50	0	0	17	0	0	45.2	44	22	21	7	0	19	3	31	3	0	.251
Jeppen, K.	3	2	3.02	49	0	0	11	0	2	44.2	39	17	15	3	2	12	1	38	1	0	.244
Maronde, N.	0	0	1.50	12	0	0	1	0	0	6.0	6	1	1	0	0	3	0	7	0	0	.261
Mills, B.	1	0	0.00	1	1	0	0	0	0	5.0	3	0	0	0	0	0	0	6	0	0	.167
Pauley, D.	0	1	4.35	5	0	0	3	0	0	10.1	16	6	5	1	0	3	1	4	0	0	.356
Richards, G.	4	3	4.69	30	9	0	4	0	1	71.0	77	46	37	7	3	34	1	47	2	0	.280
Santana, E.	9	13	5.16	30	30	1	0	1	0	178.0	165	109	102	39	9	61	2	133	4	0	.239
Takahashi, H.	0	3	4.93	42	0	0	9	0	0	42.0	39	24	23	6	0	10	1	41	0	0	.242
Taylor, A.	0	0	11.57	3	0	0	2	0	0	2.1	3	3	3	0	0	4	0	1	0	0	.300
Thompson, R.	0	1	15.43	2	0	0	2	0	0	2.1	5	4	4	1	0	1	0	3	0	0	.417
Walden, J.	3	2	3.46	45	0	0	20	0	1	39.0	35	15	15	3	0	18	1	48	7	0	.229
Weaver, J.	20	5	2.81	30	30	3	0	2	0	188.2	147	63	59	20	4	45	0	142	2	0	.214
Williams, J.	6	8	4.88	32	15	1	7	1	1	137.2	139	73	70	17	5	35	1	98	1	0	.263
Wilson, C.	13	10	3.83	34	34	0	0	0	0	202.1	181	102	86	19	6	91	2	173	4	1	.236
TOTALS	89	73	4.02	162	162	6	156	16	38	1433.1	1339	699	640	186	40	483	20	1157	38	2	.249
OPP.	73	89	4.50	162	162	5	157	13	35	1425.0	1518	767	713	187	47	449	29	1113	62	5	.274

WIN STREAK: 8; May 22-29

LOSING STREAK: 5; Apr. 22-27

CLUB HISTORY



# YEAR BY YEAR STATISTICAL REVIEW



## 2013 ANGELS BATTING

PLAYER	AVG	G	AB	R	H	TB	2B	3B	HR	RBI	SH	SF	HP	BB	IBB	SO	SB	CS
Aybar, E.	.271	138	550	68	149	210	33	5	6	54	8	5	3	23	1	59	12	7
Bourjos, P.	.274	55	175	26	48	66	3	3	3	12	4	1	6	10	0	43	6	0
Calhoun, K.	.282	58	195	29	55	90	7	2	8	32	0	5	1	21	0	41	2	2
Callaspo, A.	.252	86	294	32	74	102	13	0	5	36	3	5	0	34	2	22	0	2
Conger, H.	.249	92	233	23	58	94	13	1	7	21	0	1	4	17	2	61	0	1
Cousins, S.	.000	7	4	1	0	0	0	0	0	0	0	0	0	1	0	3	0	0
Cowgill, C.	.231	50	91	11	21	34	3	2	2	8	3	0	0	5	0	27	1	0
Field, T.	.154	15	26	4	4	4	0	0	0	0	0	0	0	1	0	7	0	0
Green, G.	.280	40	125	16	35	48	8	1	1	16	0	1	1	10	0	38	0	0
Hamilton, J.	.250	151	576	73	144	249	32	5	21	79	0	9	4	47	4	158	4	0
Harris, B.	.206	44	107	14	22	38	4	0	4	9	2	1	1	6	0	29	0	1
Hawpe, B.	.185	17	27	2	5	5	0	0	0	2	0	0	0	5	0	14	0	0
Hester, J.	.000	1	0	1	0	0	0	0	0	0	0	0	0	1	0	0	0	0
Inanetta, C.	.225	115	325	40	73	121	15	0	11	39	0	4	2	68	2	100	0	1
Jimenez, L.	.260	34	104	15	27	33	6	0	0	5	0	1	3	2	0	28	0	2
Kendrick, H.	.297	122	478	55	142	210	21	4	13	54	3	3	6	23	5	89	6	3
Navarro Jr, E.	.250	4	4	0	1	1	0	0	0	0	1	0	0	2	0	1	1	0
Nelson, C.	.220	33	109	10	24	38	1	2	3	18	0	1	1	8	0	36	2	1
Pujols, A.	.258	99	391	49	101	171	19	0	17	64	0	7	5	40	8	55	1	1
Romine, A.	.259	47	108	9	28	31	3	0	0	10	6	1	1	7	0	24	1	0
Shuck, J.	.293	129	437	60	128	160	20	3	2	39	6	7	1	27	0	54	8	4
Trout, M.	.323	157	589	109★	190	328	39	9	27	97	0	8	9	110★	10	136	33	7
Trumbo, M.	.234	159	620	85	145	281	30	2	34	100	0	4	0	54	6	184	5	2
<b>PITCHERS</b>	<b>.100</b>	<b>13</b>	<b>20</b>	<b>1</b>	<b>2</b>	<b>2</b>	<b>0</b>	<b>0</b>	<b>0</b>	<b>0</b>	<b>2</b>	<b>0</b>	<b>0</b>	<b>1</b>	<b>0</b>	<b>12</b>	<b>0</b>	<b>0</b>
<b>TOTALS</b>	<b>.264</b>	<b>162</b>	<b>5588</b>	<b>733</b>	<b>1476</b>	<b>2316</b>	<b>270</b>	<b>39</b>	<b>164</b>	<b>696</b>	<b>37</b>	<b>64</b>	<b>48</b>	<b>523</b>	<b>40</b>	<b>1221</b>	<b>82</b>	<b>34</b>
<b>OPP.</b>	<b>.261</b>	<b>162</b>	<b>5646</b>	<b>737</b>	<b>1475</b>	<b>2304</b>	<b>286</b>	<b>21</b>	<b>167</b>	<b>689</b>	<b>37</b>	<b>35</b>	<b>45</b>	<b>533</b>	<b>36</b>	<b>1200</b>	<b>131</b>	<b>35</b>

## 2013 ANGELS DESIGNATED HITTERS

PLAYER	AVG	G	AB	R	H	TB	2B	3B	HR	RBI	SH	SF	HP	BB	IBB	SO	SB	CS
Callaspo, A.	.000	1	3	0	0	0	0	0	0	0	0	0	0	0	0	0	0	0
Conger, H.	.333	3	9	1	3	3	0	0	0	1	0	0	0	1	0	1	0	0
Hamilton, J.	.315	37	146	22	46	78	7	3	7	23	0	1	0	17	2	46	1	0
Jimenez, L.	.000	1	3	0	0	0	0	0	0	0	0	0	0	0	0	0	0	0
Kendrick, H.	.176	4	17	2	3	5	2	0	0	0	0	0	0	0	0	3	0	0
Nelson, C.	.500	1	4	0	2	0	0	0	0	1	0	0	0	0	0	2	0	0
Pujols, A.	.271	65	266	30	72	111	15	0	8	35	0	1	3	27	7	39	1	0
Shuck, J.	.286	16	56	6	16	21	2	0	1	5	0	2	0	5	0	12	1	0
Trout, M.	.103	9	29	3	3	4	1	0	0	2	0	0	0	11	1	13	1	0
Trumbo, M.	.203	17	69	8	14	25	2	0	3	23	0	0	0	7	1	22	0	0
<b>TOTALS</b>	<b>.264</b>	<b>152</b>	<b>602</b>	<b>73</b>	<b>159</b>	<b>249</b>	<b>29</b>	<b>2</b>	<b>19</b>	<b>83</b>	<b>0</b>	<b>4</b>	<b>3</b>	<b>69</b>	<b>11</b>	<b>138</b>	<b>4</b>	<b>0</b>

## 2013 ANGELS PITCHING

PITCHER	W	L	ERA	G	GS	CG	GF	SHO	SV	IP	H	R	ER	HR	HB	BB	IBB	SO	WP	BK	AVG	OPP
Blanton, J.	2	14	.604	28	20	0	7	0	0	132.2	180	96	89	29	4	34	4	108	9	0	.317	
Boshers, B.	0	0	4.70	25	0	0	1	0	0	15.1	13	8	8	0	1	8	1	13	0	0	.241	
Brasler, R.	0	0	2.00	7	0	0	7	0	0	9.0	7	2	2	1	0	4	0	7	0	0	.233	
Buckner, B.	1	0	4.67	7	2	0	4	0	0	17.1	17	9	9	5	1	7	0	7	2	0	.270	
Burnett, S.	0	0	0.93	13	0	0	1	0	0	9.2	9	1	1	1	0	4	0	7	1	0	.265	
Carpenter, D.	0	0	108.00	1	0	0	0	0	0	0.1	2	4	4	1	0	2	0	1	1	0	.667	
Coello, R.	2	2	3.71	16	0	0	8	0	1	17.0	14	7	7	1	0	8	0	23	0	0	.219	
De La Rosa, D.	6	1	2.86	75	0	0	20	0	2	72.1	56	25	23	3	1	28	2	65	6	0	.219	
Downs, S.	2	3	1.84	43	0	0	3	0	0	29.1	26	7	6	1	2	11	2	22	1	0	.243	
Enright, B.	0	2	12.96	4	2	0	1	0	0	8.1	12	12	12	2	0	7	0	6	1	0	.333	
Frieri, E.	2	4	3.80	67	0	0	51	0	37	68.2	55	29	11	3	30	1	98	1	0	0	.216	
Gutierrez, J.	1	4	5.19	28	0	0	4	0	0	26.0	16	15	3	0	12	1	2	28	2	0	.255	
Hanson, T.	4	3	5.42	15	13	0	1	0	0	73.0	83	47	44	10	3	30	3	56	6	0	.286	
Jepps, K.	1	3	4.50	45	0	0	7	0	0	36.0	41	21	18	3	1	14	4	36	2	0	.283	
Kohn, M.	1	4	3.74	63	0	0	13	0	0	53.0	42	22	22	7	0	28	3	52	4	0	.212	
Low, M.	1	0	9.26	11	0	0	2	0	0	11.2	11	12	12	1	0	11	1	7	2	0	.256	
Maronde, N.	0	0	6.75	10	0	0	2	0	0	5.1	4	6	4	1	0	8	1	5	1	0	.200	
Rasmus, C.	1	1	4.20	16	0	0	4	0	0	15.0	16	9	7	2	0	10	2	14	0	1	.262	
Richards, G.	7	8	4.16	47	17	1	6	0	1	145.0	151	73	67	12	1	44	4	101	11	0	.269	
Roth, M.	1	1	7.20	15	1	0	5	0	0	20.0	24	16	16	0	1	6	0	17	2	0	.300	
Shoemaker, M.	0	0	0.00	1	1	0	0	0	0	5.0	2	0	0	0	0	2	0	5	1	0	.118	
Stange, D.	0	1	16.20	3	0	0	3	0	0	1.2	2	3	3	1	0	2	0	1	0	0	.286	
Vargas, J.	9	8	4.02	24	24	3	0	2	0	150.0	162	68	67	17	5	46	2	109	0	1	.276	
Weaver, J.	11	8	3.27	24	24	0	0	0	0	154.1	139	58	56	17	7	37	0	117	2	0	.237	
Williams, J.	9	10	4.57	37	25	0	8	0	0	169.1	181	93	86	23	4	55	2	107	5	0	.272	
Wilson, C.	17	7	3.39	33	33	0	0	0	0	212.1	200	93	80	15	8	85	3	188	14	2	.246	
<b>TOTALS</b>	<b>78</b>	<b>84</b>	<b>4.23</b>	<b>162</b>	<b>162</b>	<b>4</b>	<b>158</b>	<b>12</b>	<b>41</b>	<b>1457.2</b>	<b>1475</b>	<b>737</b>	<b>685</b>	<b>167</b>	<b>45</b>	<b>533</b>	<b>36</b>	<b>1200</b>	<b>74</b>	<b>4</b>	<b>.261</b>	
<b>OPP.</b>	<b>84</b>	<b>78</b>	<b>4.05</b>	<b>162</b>	<b>162</b>	<b>4</b>	<b>158</b>	<b>8</b>	<b>43</b>	<b>1461.0</b>	<b>1476</b>	<b>733</b>	<b>658</b>	<b>164</b>	<b>48</b>	<b>523</b>	<b>40</b>	<b>1221</b>	<b>51</b>	<b>4</b>	<b>.264</b>	

WIN STREAK: 8; May 18-26

LOSING STREAK: 6; July 26-31

CLUB HISTORY





# YEAR BY YEAR STATISTICAL REVIEW

## 2014 ANGELS BATTING

PLAYER	AVG	G	AB	R	H	TB	2B	3B	HR	RBI	SH	SF	HP	BB	SO	SB	CS	OPS
Ybar, E.	.278	156	589	77	164	223	30	4	7	68	3	8	5	36	62	16	9	.700
Beckham, G.	.268	26	56	10	15	24	3	0	2	8	0	2	2	3	11	0	0	.756
Boesch, B.	.187	27	75	6	14	22	2	0	2	7	0	2	0	2	19	3	0	.496
Buck, J.	.200	5	5	0	1	1	0	0	0	0	0	0	0	0	2	0	0	.570
Calhoun, K.	.272	127	493	90	134	222	31	3	17	58	2	2	2	38	104	5	3	.776
Campana, T.	.333	18	15	6	5	5	0	0	0	0	0	0	0	0	6	0	1	.667
Conger, H.	.221	80	231	24	51	75	12	0	4	25	2	0	2	22	57	0	2	.618
Cowgill, C.	.250	106	260	37	65	92	10	1	5	21	2	0	5	26	74	4	0	.684
Cron, C.	.256	79	242	28	62	109	12	1	11	37	0	0	1	10	61	0	0	.739
Freese, D.	.260	134	462	53	120	177	25	1	10	55	0	5	6	38	124	1	3	.704
Green, G.	.273	43	99	7	27	35	5	0	1	11	0	2	0	2	20	1	4	.635
Hamilton, J.	.263	89	338	43	89	140	21	0	10	44	0	6	5	32	108	3	3	.745
Iannetta, C.	.252	108	306	41	77	120	22	0	7	43	0	5	8	54	91	3	0	.765
Ibanez, R.	.157	57	166	16	26	44	5	2	3	21	0	1	0	23	43	3	2	.523
Jimenez, L.	.162	18	37	3	6	8	2	0	0	2	2	0	2	0	13	0	0	.421
Kendrick, H.	.293	157	617	85	181	245	33	5	7	75	3	2	4	48	110	14	5	.744
McDonald, J.	.171	95	76	4	13	15	2	0	0	5	5	1	2	7	18	1	1	.453
Navarro, E.	.245	64	159	17	39	54	10	1	1	14	2	0	0	13	27	1	3	.642
O'Malley, S.	.188	11	16	3	3	3	0	0	0	1	0	0	0	0	8	2	0	.375
Pujols, A.	.272	159	633	89	172	295	37	1	28	105	0	9	5	48	71	5	1	.790
Shuck, J.	.167	22	84	10	14	21	1	0	2	9	1	0	0	3	11	2	0	.445
Stewart, I.	.176	24	68	8	12	26	2	3	2	7	0	0	1	3	31	1	0	.605
Trout, M.	.287	157	602	115★	173	338★	39	9	36	111★	0	10	10	83	184★	16	2	.939
PITCHERS	.043	13	23	0	1	1	0	0	0	2	0	0	0	0	11	0	0	.086
TOTALS	.259	162	5652	773	1464	2295	304	31	155	729	26	54	60	492	1266	81	39	.728
OPP.	.236	162	5533	630	1307	1941	228	14	126	592	29	49	63	504	1342	106	39	.656

## 2014 ANGELS DESIGNATED HITTERS

PLAYER	AVG	G	AB	R	H	TB	2B	3B	HR	RBI	SH	SF	HP	BB	SO	SB	CS	OPS
Boesch, B.	.167	14	48	5	8	15	1	0	2	7	0	2	0	1	15	1	0	.489
Cowgill, C.	.333	3	3	1	2	1	0	0	1	0	0	0	0	1	1	0	0	1.167
Cron, C.	.248	38	125	14	31	55	6	0	6	21	0	0	1	6	39	0	0	.728
Freese, D.	.200	10	35	4	7	10	0	0	1	2	0	0	0	1	13	0	0	.508
Green, G.	.000	2	3	0	0	0	0	0	0	0	0	0	0	0	0	0	0	.000
Hamilton, J.	.321	14	53	6	17	29	3	0	3	8	0	0	1	8	9	0	2	.967
Ibanez, R.	.140	27	93	8	12	23	2	1	2	9	0	1	0	14	28	2	2	.497
Jimenez, L.	.000	2	3	0	0	0	0	0	0	0	0	0	0	0	1	0	0	.000
Kendrick, H.	.308	3	13	3	4	10	0	0	2	5	0	0	0	1	4	0	1	1.126
McDonald, J.	1.000	2	1	0	1	1	0	0	0	1	0	0	0	0	0	0	0	2.000
Navarro, E.	.077	4	13	1	1	1	0	0	0	0	0	0	0	1	3	0	0	.220
O'Malley, S.	1.000	1	2	0	2	2	0	0	0	1	0	0	0	0	0	0	0	2.000
Pujols, A.	.325	43	163	23	53	93	10	0	10	33	0	3	3	11	22	2	1	.943
Trout, M.	.316	8	38	5	12	21	4	1	1	10	0	1	0	2	13	1	0	.894
TOTALS	.253	152	592	72	150	262	27	2	27	97	1	7	6	47	147	6	8	.754

## 2014 ANGELS PITCHING

PITCHER	W	L	ERA	G	GS	CG	GF	SHO	SV	IP	H	R	ER	HR	HB	BB	IBB	SO	WP	BK	AVG
Alvarez, J.	0	0	0.00	2	0	0	1	0	0	0.2	1	0	0	0	0	0	0	1	0	0	.333
Bedrosian, C.	0	1	6.52	17	0	0	0	0	0	19.1	23	17	14	2	0	12	1	20	1	1	.288
Burnett, S.	0	0	13.50	3	0	0	0	0	0	0.2	1	1	1	0	0	0	0	0	0	0	.333
Carpenter, D.	0	0	0.00	1	0	0	0	0	0	3.0	1	0	0	0	2	0	0	0	0	0	.100
De La Rosa, D.	0	0	11.57	3	0	0	2	0	0	2.1	3	3	3	0	0	3	1	0	1	0	.375
Diaz, J.	0	0	3.18	5	0	0	2	0	0	5.2	4	2	2	0	0	3	0	8	0	0	.200
Frieri, E.	0	3	6.39	34	0	0	22	0	11	31	33	22	22	8	1	9	1	38	0	0	.268
Grilli, J.	1	3	3.48	40	0	0	6	0	1	33.2	29	15	13	0	3	10	1	36	1	0	.238
Grube, J.	0	0	13.50	1	0	0	1	0	0	0.2	1	1	1	1	0	0	0	0	0	0	.333
Herrera, Y.	1	1	2.70	20	0	0	8	0	0	16.2	22	5	5	0	0	9	3	13	0	0	.324
Hill, R.	0	0	7.00	2	0	0	0	0	0	0.0	1	1	1	0	0	3	0	0	1	0	1.000
Jeppson, K.	0	2	2.63	74	0	0	10	2	2	65.0	45	19	19	4	2	23	2	75	5	0	.192
Kahn, M.	2	1	3.04	25	0	0	4	0	0	23.2	11	9	8	1	2	20	1	26	0	0	.141
LeBlanc, W.	1	1	3.45	10	3	0	2	0	0	28.2	25	11	11	2	1	6	1	21	1	0	.245
Maronde, N.	0	0	12.79	11	0	0	3	0	0	6.1	12	9	9	0	1	7	0	7	1	0	.429
Morin, M.	4	4	2.90	60	0	0	10	0	0	59.0	51	22	19	3	3	19	6	54	3	0	.234
Pestano, V.	0	0	0.93	12	0	0	3	0	0	9.2	5	1	1	1	1	0	4	0	13	1	.152
Rasmus, C.	3	2	2.57	30	6	0	7	0	0	56.0	42	17	16	5	0	17	1	57	0	0	.204
Richards, G.	13	4	2.61	26	26	1	0	1	0	168.2	124	51	49	5	7	51	1	164	22★	1	.201
Roth, M.	1	0	8.76	7	0	0	2	0	0	12.1	16	12	12	2	3	9	2	9	0	0	.340
Rucinski, D.	0	0	4.91	3	0	0	2	0	0	7.1	9	4	4	0	1	2	0	8	0	0	.290
Salas, F.	5	0	3.38	58	0	0	11	0	0	58.2	50	22	22	5	1	14	4	61	1	1	.228
Santiago, H.	6	9	3.75	30	24	2	0	0	0	127.1	120	63	53	15	3	53	3	108	5	1	.248
Shoemaker, M.	16	4	3.04	27	20	0	5	0	0	136.0	122	49	46	14	4	24	0	124	5	0	.241
Skaggs, T.	5	5	4.30	18	18	0	0	0	0	113.0	107	59	54	9	4	30	1	86	7	0	.253
Smith, J.	7	2	1.81	76	0	0	26	0	15	74.2	45	16	15	4	6	15	3	68	4	0	.172
Street, H.	1	2	1.71	28	0	0	23	0	0	17	26.1	24	5	5	1	0	7	3	23	0	.240
Thatcher, J.	1	1	8.53	16	0	0	2	0	0	6.1	13	6	6	0	2	1	0	2	0	0	.433
Wall, J.	0	0	54.00	2	0	0	1	0	0	1.0	5	6	6	0	0	3	0	0	0	0	.714
Weaver, J.	18	9	3.59	34	34	1	0	0	0	213.1	193	87	85	27	6	65	1	169	3	0	.239
Wilson, C.	13	10	4.51	31	31	1	0	1	0	175.2	169	95	88	17	11	85	5	151	9	0	.258
TOTALS	98	64	3.58	162	162	3	159	13	46	1482.2	1307	630	590	126	63	504	41	1342	74	4	.236
OPP.	64	98	4.20	162	162	1	161	3	31	1466.1	1464	773	685	155	60	492	42	1266	66	4	.259

WIN STREAK: 10; Sept. 4-13

LOSING STREAK: 4; May 30-June 3 & Aug. 5-8

CLUB HISTORY





# YEAR BY YEAR STATISTICAL REVIEW



## 2015 ANGELS BATTING

PLAYER	AVG	G	AB	R	H	TB	2B	3B	HR	RBI	SH	SF	HP	BB	SO	SB	CS	OPS
Aybar, E.	.270	156	597	74	161	202	30	1	3	44	7	5	4	25	73	15	6	.639
Bandy, J.	.500	2	2	1	1	4	0	0	1	1	0	0	0	0	0	0	0	2.500
Butera, D.	.190	10	21	3	4	4	0	0	0	0	0	0	0	2	0	0	1	.380
Calhoun, K.	.256	159	630	78	161	266	23	2	26	83	2	4	5	45	164	4	1	.730
Cowart, K.	.174	34	46	8	8	13	2	0	1	4	1	0	0	5	19	1	1	.538
Cowgill, C.	.188	55	69	10	13	20	2	1	1	2	1	0	0	4	19	2	1	.523
Cron, C.	.262	113	378	37	99	166	17	1	16	51	0	3	5	17	82	3	1	.739
DeJesus, D.	.125	30	56	3	7	8	1	0	0	4	0	0	2	2	13	0	0	.326
Featherston, T.	.162	101	154	23	25	38	5	1	2	9	4	1	3	7	46	4	2	.459
Freese, D.	.257	121	424	53	109	178	27	0	14	56	0	3	12	31	107	1	1	.743
Giavotella, J.	.272	129	453	51	123	170	25	5	4	49	9	6	2	32	59	2	1	.693
Gillaspie, C.	.203	17	64	4	13	22	4	1	1	9	0	0	0	4	13	0	0	.594
Green, G.	.190	21	42	6	8	11	0	0	1	3	0	0	0	2	14	0	1	.489
Iannetta, C.	.188	92	272	28	51	91	10	0	10	34	0	3	1	41	83	0	1	.628
Jackson, R.	.000	22	9	0	0	0	0	0	0	0	4	0	0	1	5	0	0	.100
Joyce, M.	.174	93	247	17	43	72	12	1	5	21	1	2	4	30	67	0	3	.563
Krauss, M.	.143	11	35	2	5	10	2	0	1	5	0	0	0	3	11	0	0	.429
Kubitzka, K.	.194	19	36	6	7	7	0	0	0	1	0	0	0	3	15	0	0	.450
Marte, A.	.333	5	6	0	2	2	0	0	0	0	0	0	1	1	1	0	0	.833
Murphy, D.	.265	48	155	16	41	62	6	0	5	23	0	1	0	4	20	0	1	.681
Navarro, E.	.253	54	83	9	21	25	4	0	0	5	0	0	0	5	16	0	2	.596
Nieuwenhuis, K.	.136	10	22	4	3	5	2	0	0	1	0	0	0	2	9	0	1	.435
Perez, C.	.250	86	260	20	65	90	13	0	4	21	2	2	0	19	49	2	0	.645
Pujols, A.	.244	157	602	85	147	289	22	0	40	95	0	3	6	50	72	5	3	.787
Robertson, D.	.280	37	75	10	21	23	2	0	0	7	3	0	0	2	7	0	0	.606
Trout, M.	.299	159	575	104	172	339	32	6	41	90	0	5	10	92	158	11	7	.992
Victorino, S.	.214	38	84	9	18	24	2	2	0	3	2	2	3	7	18	2	0	.578
<b>PITCHERS</b>	<b>.150</b>	<b>13</b>	<b>20</b>	<b>0</b>	<b>3</b>	<b>3</b>	<b>0</b>	<b>0</b>	<b>0</b>	<b>1</b>	<b>0</b>	<b>0</b>	<b>1</b>	<b>8</b>	<b>0</b>	<b>0</b>	<b>0</b>	<b>.340</b>
<b>TOTALS</b>	<b>.246</b>	<b>162</b>	<b>5417</b>	<b>661</b>	<b>1331</b>	<b>2144</b>	<b>243</b>	<b>21</b>	<b>176</b>	<b>621</b>	<b>37</b>	<b>40</b>	<b>58</b>	<b>435</b>	<b>1150</b>	<b>116</b>	<b>93</b>	<b>.703</b>
<b>OPP.</b>	<b>.248</b>	<b>162</b>	<b>5467</b>	<b>675</b>	<b>1355</b>	<b>2164</b>	<b>273</b>	<b>19</b>	<b>166</b>	<b>643</b>	<b>42</b>	<b>50</b>	<b>71</b>	<b>466</b>	<b>1221</b>	<b>93</b>	<b>43</b>	<b>.709</b>

## 2015 ANGELS DESIGNATED HITTERS

PLAYER	AVG	G	AB	R	H	TB	2B	3B	HR	RBI	SH	SF	HP	BB	SO	SB	CS	OPS
Aybar, E.	.000	1	1	0	0	0	0	0	0	0	0	0	0	0	0	0	0	.000
Calhoun, K.	1.000	1	1	0	1	1	0	0	0	1	0	0	0	0	0	0	0	2.000
Cowgill, C.	1.000	1	1	1	1	1	0	0	0	0	0	0	0	0	0	0	0	2.000
Cron, C.	.262	50	172	17	45	74	9	1	6	23	0	2	4	6	36	2	0	.729
Featherston, T.	.000	1	1	2	0	0	0	0	0	0	0	0	0	1	1	0	0	.500
Freese, D.	.227	6	22	1	5	9	2	0	1	4	0	1	1	1	5	1	0	.689
Green, G.	.000	1	1	0	0	0	0	0	0	0	0	0	0	0	0	0	0	.000
Iannetta, C.	.250	1	4	1	1	1	0	0	0	0	0	0	0	0	0	0	0	.250
Joyce, M.	.143	18	56	4	8	11	3	0	0	4	1	1	0	8	19	0	0	.443
Krauss, M.	.136	7	22	1	3	4	1	0	0	2	0	0	0	3	6	0	0	.422
Marte, A.	.000	1	1	0	0	0	0	0	0	0	0	0	1	1	1	0	0	.667
Murphy, D.	.273	8	33	3	9	14	2	0	1	3	0	0	0	0	5	0	1	.697
Navarro, E.	.000	1	2	1	0	0	0	0	0	0	0	0	0	1	1	0	0	.333
Perez, C.	.000	1	1	0	0	0	0	0	0	0	0	0	0	0	0	0	0	.000
Pujols, A.	.243	62	239	32	58	109	9	0	14	39	0	2	3	21	24	3	2	.766
Trout, M.	.231	4	13	4	3	7	1	0	1	1	0	0	0	2	5	0	0	.872
<b>TOTALS</b>	<b>.235</b>	<b>152</b>	<b>570</b>	<b>67</b>	<b>134</b>	<b>231</b>	<b>26</b>	<b>1</b>	<b>23</b>	<b>77</b>	<b>1</b>	<b>6</b>	<b>9</b>	<b>44</b>	<b>103</b>	<b>6</b>	<b>3</b>	<b>.702</b>

## 2015 ANGELS PITCHING

PITCHER	W	L	ERA	G	GS	CG	SHO	SV	IP	H	R	ER	HR	HB	BB	IBB	SO	WP	BK	OPP	AVG
Alvarez, J.	4	3	3.49	64	0	0	18	0	0	67.0	58	29	26	5	23	4	59	1	0	0	.228
Bedrosian, C.	1	0	5.40	34	0	0	10	0	0	33.1	40	21	20	3	2	19	2	34	2	0	.303
Gott, T.	4	2	3.02	48	0	0	7	0	0	47.2	43	18	16	2	3	16	3	27	1	0	.242
Heaney, A.	6	4	3.49	18	18	0	0	0	0	105.2	99	41	41	9	6	28	1	78	4	0	.248
Ibarra, E.	0	0	2.25	2	0	0	1	0	0	4.0	4	1	1	0	0	3	0	3	1	0	.250
Latos, M.	0	0	4.91	2	0	0	1	0	0	3.2	4	2	2	2	0	1	0	3	0	0	.267
Mattheus, R.	0	0	0.00	1	0	0	1	0	0	1.0	0	0	0	0	0	1	0	2	0	0	.000
Morin, M.	4	2	6.37	47	0	0	10	0	1	35.1	36	28	25	3	2	9	2	41	0	0	.265
Pestano, V.	1	0	5.40	19	0	0	3	0	0	11.2	15	9	7	3	1	8	2	13	1	0	.306
Ramos, C.	2	1	2.75	65	0	0	21	0	0	52.1	55	17	16	2	3	15	0	43	5	0	.279
Rasmus, C.	0	0	5.23	16	1	0	5	0	0	20.2	15	12	12	3	1	11	2	27	0	0	.200
Reyes, J.	1	0	0.00	1	0	0	0	0	0	0.1	0	0	0	0	0	0	0	0	0	0	.000
Richards, G.	15	12	3.65	32	32	1	0	1	0	207.1	181	94	84	20	5	76	2	176	17	0	.236
Rucinski, D.	0	2	7.71	4	1	0	2	0	0	7.0	10	6	6	1	1	6	0	4	2	0	.357
Salas, F.	5	2	4.24	72	0	0	13	0	0	63.2	61	34	30	8	3	12	5	74	3	0	.249
Santiago, H.	9	9	3.59	33	32	0	0	0	0	180.2	156	80	72	29	10	17	5	162	1	3	.227
Shoemaker, M.	7	10	4.46	25	24	0	1	0	0	135.1	135	70	67	24	4	35	2	116	3	0	.259
Smith, J.	5	5	3.58	70	0	0	13	0	5	65.1	64	26	26	4	2	19	4	57	1	0	.259
Street, H.	3	3	3.18	62	0	0	51	0	40	62.1	52	22	22	7	0	20	5	57	6	0	.226
Tropeano, N.	3	2	3.82	8	7	0	0	0	0	37.2	40	18	16	2	0	10	0	38	0	0	.270
Weaver, J.	7	12	4.64	26	26	1	0	1	0	159.0	163	84	82	24	12	33	3	90	2	0	.264
Wilk, A.	0	0	4.50	1	0	0	1	0	0	2.0	2	1	1	1	1	0	2	0	0	0	.250
Wilson, C.	8	8	3.89	21	21	0	0	0	0	132.0	118	59	57	13	10	46	2	110	11	1	.240
Wright, W.	0	0	3.18	9	0	0	2	0	0	5.2	4	3	2	1	0	3	1	5	0	0	.200
<b>TOTALS</b>	<b>85</b>	<b>77</b>	<b>3.94</b>	<b>162</b>	<b>162</b>	<b>2</b>	<b>160</b>	<b>12</b>	<b>46</b>	<b>1440.2</b>	<b>1355</b>	<b>675</b>	<b>630</b>	<b>166</b>	<b>71</b>	<b>466</b>	<b>45</b>	<b>1221</b>	<b>61</b>	<b>4</b>	<b>.248</b>
<b>OPP.</b>	<b>77</b>	<b>85</b>	<b>3.87</b>	<b>162</b>	<b>162</b>	<b>5</b>	<b>157</b>	<b>11</b>	<b>38</b>	<b>1438.2</b>	<b>1331</b>	<b>661</b>	<b>618</b>	<b>176</b>	<b>58</b>	<b>435</b>	<b>34</b>	<b>1150</b>	<b>73</b>	<b>3</b>	<b>.246</b>

WIN STREAK: 7; July 12-22 & Sept. 22-29

LOSING STREAK: 6; July 28-Aug. 2

CLUB HISTORY





# YEAR BY YEAR STATISTICAL REVIEW

## 2016 ANGELS BATTING

PLAYER	AVG	G	AB	R	H	TB	2B	3B	HR	RBI	SH	SF	HP	BB	SO	SB	CS	OPS
Bandy, J.	.234	70	209	23	49	82	9	0	8	25	3	4	4	11	38	1	0	.673
Buss, N.	.198	36	81	7	16	28	7	1	1	8	1	2	0	6	24	2	1	.620
Calhoun, K.	.271	157	594	91	161	260	35	5	18	75	0	5	6	67	118	2	3	.786
Choi, J.	.170	54	112	9	19	38	4	0	5	12	0	1	0	16	27	2	4	.610
Cowart, K.	.176	31	85	8	15	22	4	0	1	8	0	1	1	0	23	0	0	.443
Cron, C.	.278	116	407	51	113	190	25	2	16	69	0	5	7	24	75	2	3	.792
Escobar, Y.	.304	132	517	68	157	202	28	1	5	39	3	4	3	40	67	0	3	.746
Graterol, J.	.286	9	14	2	4	6	2	0	0	3	1	0	0	0	3	0	0	.715
Marte, J.	.252	88	258	38	65	124	14	0	15	44	0	3	5	18	59	2	2	.791
Ortega, R.	.232	66	185	24	43	54	8	0	1	16	3	0	0	13	23	8	3	.575
Pennington, C.	.209	74	172	18	36	53	4	2	3	10	3	0	0	13	55	1	0	.573
Perez, C.	.209	87	268	25	56	87	16	0	5	31	8	2	1	12	49	1	0	.569
Petit, G.	.245	89	204	21	50	71	13	1	2	17	2	1	1	15	51	1	1	.647
Pujols, A.	.268	152	593	71	159	271	19	0	31	119	0	6	2	49	75	4	0	.780
Robinson, S.	.173	65	98	16	17	23	3	0	1	10	2	0	1	10	17	3	2	.492
Simmons, A.	.281	124	448	48	126	164	22	2	4	44	1	4	2	28	38	10	1	.690
Soto, G.	.269	26	78	11	21	38	5	0	4	9	2	0	0	6	21	0	0	.808
Trout, M.	.315	159	549	123★	173	302	32	5	29	100	0	5	11	116★	137	30	7	.991
PITCHERS	.100	12	20	1	2	2	0	0	0	0	0	0	0	1	7	0	0	.340
TOTALS	.260	162	5431	717	1410	2197	279	20	156	686	36	49	51	471	991	73	34	.727
OPP.	.269	162	5495	727	1480	2419	275	20	208	688	22	48	56	498	1136	93	47	.774

## 2016 ANGELS DESIGNATED HITTERS

PLAYER	AVG	G	AB	R	H	TB	2B	3B	HR	RBI	SH	SF	HP	BB	SO	SB	CS	OPS
Bandy, J.	.000	1	1	0	0	0	0	0	0	0	0	0	0	0	0	0	0	.000
Calhoun, K.	.000	2	8	0	0	0	0	0	0	0	0	0	0	0	0	0	0	.000
Choi, J.	.000	2	5	1	0	0	0	0	0	0	0	0	0	1	3	0	0	.167
Cron, C.	.316	11	38	3	12	24	1	1	3	12	0	1	0	2	4	0	1	.973
Marte, J.	.167	4	12	1	2	3	1	0	0	1	0	0	0	1	3	0	0	.481
Nava, D.	.200	1	5	1	1	1	0	0	0	0	0	0	1	0	0	0	0	.533
Pennington, C.	.000	1	1	0	0	0	0	0	0	0	0	0	0	0	0	0	0	.000
Pujols, A.	.269	123	490	58	132	224	17	0	25	99	0	5	1	36	64	3	0	.775
Trout, M.	.176	11	34	4	6	10	1	0	1	3	0	0	2	10	12	5	1	.685
TOTALS	.258	152	594	72	153	261	20	1	29	115	0	6	4	50	86	9	2	.758

## 2016 ANGELS PITCHING

PITCHER	W	L	ERA	G	GS	CG	GF	SHO	SV	IP	H	R	ER	HR	HB	BB	IBB	SO	WP	BK	AVG
Achter, A.	1	0	3.11	27	0	0	17	0	0	37.2	43	13	13	7	1	12	1	14	0	0	.295
Albuquerque, A.	0	0	4.50	2	0	0	1	0	0	2.0	2	3	1	1	0	2	0	1	0	0	.200
Alvarez, J.	1	3	3.45	64	0	0	12	0	0	57.1	71	29	22	4	1	15	4	51	2	0	.298
Bailey, A.	0	0	2.38	12	0	0	10	0	6	11.1	9	3	3	1	1	2	0	8	1	0	.214
Bedrosian, C.	2	0	1.12	45	0	0	9	0	1	40.1	30	7	5	1	2	14	1	51	3	0	.207
Chacin, J.	5	6	4.68	29	17	1	5	0	0	117.1	124	64	61	10	5	47	4	92	8	1	.272
Ege, C.	1	0	1.04	13	0	0	3	0	0	8.2	8	1	1	1	1	0	0	9	0	0	.250
Guerra, D.	3	0	3.21	44	0	0	11	0	0	53.1	52	23	19	6	2	7	0	36	2	1	.249
Guerra, J.	0	0	5.68	7	0	0	1	0	0	6.1	5	4	4	1	1	7	1	0	1	0	.227
Heaney, A.	0	1	6.00	1	1	0	0	0	0	6.0	7	4	4	2	0	0	0	7	0	0	.280
Huff, D.	2	0	11.81	2	2	0	0	0	0	5.1	13	10	7	4	0	2	0	3	0	0	.464
Lincecum, T.	2	6	9.16	9	9	0	0	0	0	38.1	68	41	39	11	2	23	0	32	3	0	.395
Mahle, G.	1	0	5.40	24	0	0	1	0	0	18.1	23	13	11	4	2	10	2	14	1	0	.315
Meyer, A.	1	3	5.68	7	6	0	0	0	0	25.1	25	16	16	3	0	17	0	29	3	0	.255
Morin, M.	2	2	4.37	60	0	0	8	0	0	55.2	52	31	27	6	1	15	1	49	1	1	.250
Nolasco, R.	4	6	3.21	11	11	1	0	1	0	73.0	63	27	26	8	2	15	0	51	3	9	.232
Overholtzer, B.	1	1	8.55	11	2	0	4	0	0	20.0	27	19	19	7	1	9	1	16	0	0	.318
Ramirez, J.	2	1	2.91	43	0	0	9	0	1	46.1	42	17	15	5	4	13	0	31	4	0	.241
Rasmus, C.	0	2	5.84	19	1	0	4	0	0	24.2	25	16	16	4	1	16	1	17	2	2	.260
Richards, G.	1	3	2.34	6	6	0	0	0	0	34.2	31	16	9	2	1	15	1	34	3	0	.238
Salas, F.	3	6	4.47	58	0	0	22	0	6	56.1	52	28	28	9	0	19	1	45	0	0	.248
Santiago, H.	10	4	4.25	22	22	0	0	0	0	120.2	104	61	57	20	4	57	0	107	2	1	.233
Shoemaker, M.	9	13	3.88	27	27	1	0	1	0	160.0	166	71	69	18	7	30	1	143	2	0	.266
Skaggs, T.	3	4	4.17	10	10	0	0	0	0	49.2	51	23	23	5	2	23	0	50	0	0	.267
Smith, J.	4	1	3.82	38	0	0	16	0	6	37.2	36	16	16	4	5	13	3	25	0	1	.257
Street, H.	3	2	6.45	26	0	0	21	0	9	22.1	31	16	16	5	0	12	2	14	0	0	.337
Tropeano, N.	3	2	3.56	13	13	0	0	0	0	68.1	70	27	27	14	2	31	1	68	4	0	.270
Valdez, J.	2	3	4.24	25	0	0	4	0	0	23.1	17	11	11	4	0	16	0	22	2	1	.202
Weaver, J.	12	12	5.06	31	31	1	0	1	0	178.0	209	106	100	37	4	51	2	103	1	2	.297
Wright, D.	1	3	5.40	5	5	0	0	0	0	26.2	32	16	16	5	5	6	0	15	1	0	.314
TOTALS	74	88	4.28	162	162	4	158	12	29	1421.1	1480	727	676	208	56	498	27	1136	47	10	.269
OPP.	88	74	4.14	162	162	4	158	7	52	1429.0	1410	717	657	156	51	471	21	991	58	6	.260

WIN STREAK: 6; July 15-20 LOSING STREAK: 11; August 4-15

CLUB HISTORY



# YEAR BY YEAR STATISTICAL REVIEW



## 2017 ANGELS BATTING

PLAYER	AVG	G	AB	R	H	TB	2B	3B	HR	RBI	SH	SF	HP	BB	SO	SB	CS	OPS
Calhoun, K.	.244	155	569	77	139	223	23	2	19	71	0	6	8	71	134	5	1	.725
Cowart, K.	.225	50	102	18	23	39	5	1	3	11	2	0	3	10	28	4	2	.695
Cron, C.	.248	100	339	39	84	148	14	1	16	56	0	3	7	22	96	3	2	.741
Escobar, Y.	.274	89	350	43	96	139	20	1	7	31	0	0	2	29	51	1	4	.730
Espinosa, D.	.162	77	228	27	37	63	8	0	6	29	1	2	4	19	91	3	5	.513
Flores, R.	.125	3	8	0	1	1	0	0	0	1	0	1	0	0	1	0	0	.236
Fontana, N.	.050	12	20	1	1	4	0	0	1	1	0	0	0	3	8	1	1	.374
Franklin, N.	.125	13	24	2	3	4	1	0	0	2	0	0	1	5	3	0	0	.467
Graterol, J.	.202	48	84	5	17	21	4	0	0	10	0	2	0	1	13	0	0	.457
Maldonado, M.	.221	138	429	43	95	158	19	1	14	38	8	1	18	15	119	0	2	.645
Marte, J.	.173	45	127	10	22	39	5	0	4	14	0	1	4	13	34	1	0	.576
Maybin, C.	.235	93	336	57	79	118	19	1	6	22	0	1	2	48	78	29	5	.685
Pennington, C.	.253	87	194	23	49	64	6	0	3	21	1	5	1	16	58	3	1	.635
Perez, C.	.100	11	20	1	2	5	0	0	1	3	0	0	0	1	6	0	0	.393
Phillips, B.	.255	24	102	13	26	39	7	0	2	8	1	0	0	2	16	1	0	.652
Puello, C.	.250	1	4	0	1	1	0	0	0	1	0	0	0	0	1	2	0	.500
Pujols, A.	.241	149	593	53	143	229	17	0	23	101	0	4	2	37	93	3	0	.672
Revere, B.	.275	109	291	37	80	100	13	2	1	20	0	2	0	15	25	21	6	.652
Robinson, S.	.194	20	31	7	6	6	0	0	0	1	0	1	0	3	5	2	0	.451
Simmons, A.	.278	158	589	77	164	248	38	2	14	69	0	8	3	47	67	19	6	.752
Trout, M.	.306	114	402	92	123	253	25	3	33	72	0	4	7	94	90	22	4*	1.071
Upton, J.	.245	27	98	19	24	52	7	0	7	15	0	0	0	17	33	4	0	.887
Valbuena, L.	.199	117	347	42	69	150	15	0	22	65	0	5	1	48	106	0	2	.727
Young Jr., E.	.264	47	110	24	29	46	5	0	4	16	3	0	7	5	31	12	3	.754
PITCHERS	.056	162	18	0	1	1	0	0	0	0	1	0	0	2	11	0	0	.206
TOTALS	.243	162	5415	710	1314	2151	251	14	186	678	17	46	70	523	1198	136	44	.712
OPP.	.251	162	5460	709	1373	2344	265	17	224	673	24	30	44	470	1312	71	43	.743

## 2017 ANGELS DESIGNATED HITTERS

PLAYER	AVG	G	AB	R	H	TB	2B	3B	HR	RBI	SH	SF	HP	BB	SO	SB	CS	OPS
Escobar, Y.	.000	1	4	0	0	0	0	0	0	0	0	0	0	0	0	0	0	.000
Fontana, N.	.000	1	1	0	0	0	0	0	0	0	0	0	0	0	0	0	0	.000
Marte, J.	.000	2	5	0	0	0	0	0	0	0	0	0	0	0	3	0	0	.000
Perez, C.	.000	1	1	0	0	0	0	0	0	0	0	0	0	0	1	0	0	.000
Pujols, A.	.242	143	570	52	138	223	16	0	23	100	0	4	2	35	91	3	0	.678
Revere, B.	.000	1	1	0	0	0	0	0	0	0	0	0	0	0	0	0	0	.000
Trout, M.	.313	6	16	1	5	9	1	0	1	2	0	1	1	6	1	3	1	1.063
Valbuena, L.	.250	3	8	2	2	3	1	0	0	0	0	0	1	2	0	0	0	.708
Young, E.	.000	2	1	2	0	0	0	0	0	0	0	0	1	0	0	1	0	.500
TOTALS	.239	152	607	58	145	235	18	0	24	102	0	5	4	42	98	7	1	.677

## 2017 ANGELS PITCHING

PITCHER	W	L	ERA	G	GS	CG	GF	SHO	SV	IP	H	R	ER	HR	HB	BB	IBB	SO	WP	BK	OPP	AVG
Alvarez, J.	0	3	3.88	64	0	0	12	0	1	48.2	50	23	21	7	0	12	5	45	1	0	.263	
Bailey, A.	2	0	0.00	4	0	0	2	0	0	4.0	1	0	0	0	0	0	0	2	0	0	.077	
Bedrosian, C.	6	5	4.43	48	0	0	13	0	6	44.2	41	26	22	5	0	17	1	53	7	0	.240	
Bridwell, P.	10	3	3.64	21	20	0	0	0	0	121.0	115	52	49	19	4	30	0	73	4	0	.252	
Chavez, J.	7	11	5.35	38	21	0	6	0	0	138.0	148	83	82	28	2	45	2	119	1	0	.276	
Guerra, D.	2	2	4.68	19	0	0	5	0	0	25.0	20	13	13	4	0	12	0	22	2	0	.217	
Gurka, J.	0	0	0.00	3	0	0	0	0	0	0.2	2	0	0	0	0	1	0	0	0	0	.500	
Heaney, A.	1	2	7.06	5	5	0	0	0	0	21.2	27	17	17	12	0	9	0	27	2	0	.300	
Hernandez, D.	1	0	2.23	38	0	0	10	0	1	36.1	29	10	9	0	1	8	0	37	3	0	.223	
Magnifico, D.	0	0	0.00	1	0	0	0	0	0	0.1	0	0	0	0	0	2	0	1	0	0	.000	
Meyer, A.	4	5	3.74	13	13	0	0	0	0	67.1	48	30	28	6	4	42	0	75	5	1	.197	
Middleton, K.	6	1	3.86	64	0	0	17	0	3	58.1	60	25	25	11	0	18	2	63	2	0	.265	
Morin, M.	0	0	6.91	10	0	0	3	0	0	14.1	21	11	11	3	1	2	1	10	0	0	.350	
Nolasco, R.	6	15	4.92	33	33	1	0	1	0	181.0	205	102	99	35	3	58	3	143	4	0	.286	
Norris, B.	2	6	4.21	60	3	0	35	0	19	62.0	56	29	29	8	3	27	3	74	6	0	.236	
Paredes, E.	0	1	4.43	18	0	0	6	0	1	22.1	21	11	11	2	3	6	1	17	0	0	.259	
Parker, B.	3	3	2.54	71	0	0	17	0	8	67.1	40	20	19	7	1	16	0	86	4	0	.172	
Petit, Y.	5	2	2.76	60	1	0	10	0	4	91.1	69	32	28	9	1	18	4	101	0	0	.207	
Pounders, B.	1	0	10.45	11	0	0	10	0	0	10.1	17	12	12	4	1	5	1	12	0	1	.362	
Ramirez, J.	11	10	4.15	27	24	0	1	0	0	147.1	149	72	68	21	6	49	1	105	5	1	.267	
Ramirez, N.	0	0	2.16	10	0	0	0	0	0	8.1	3	3	2	0	0	4	0	10	0	0	.111	
Richards, G.	0	2	2.28	6	6	0	0	0	0	27.2	18	8	7	1	0	7	0	27	2	0	.180	
Salas, F.	1	0	2.63	13	0	0	4	0	0	13.2	7	4	4	0	0	2	0	9	0	0	.167	
Scribner, T.	2	1	4.18	10	4	0	3	0	0	23.2	17	14	11	7	2	10	0	18	0	0	.195	
Shoemaker, M.	6	3	4.52	14	14	0	0	0	0	77.2	73	41	39	15	4	28	0	69	2	1	.251	
Skaggs, T.	2	6	4.55	16	16	0	0	0	0	85.0	90	46	43	13	6	28	0	76	5	2	.274	
Street, H.	0	0	0.00	4	0	0	2	0	0	4.0	2	0	0	0	0	1	0	3	0	0	.143	
Valdez, J.	0	0	18.00	1	0	0	0	0	0	1.0	1	2	2	1	0	1	0	1	0	0	.250	
Wood, B.	2	0	4.76	17	0	0	2	0	0	17.0	20	9	9	3	0	4	1	22	1	0	.290	
Wright, D.	0	1	4.58	5	2	0	3	0	0	19.2	21	12	10	1	2	8	0	11	1	0	.284	
Yates, K.	0	0	18.00	1	0	0	0	0	0	1.0	2	2	2	2	0	0	0	1	0	0	.400	
TOTALS	80	82	4.20	162	162	1	161	10	43	1440.2	1373	709	672	224	44	470	25	1312	57	6	.251	
OPP.	82	80	4.03	162	162	3	159	12	46	1443.1	1314	710	646	186	70	523	30	1198	47	7	.243	

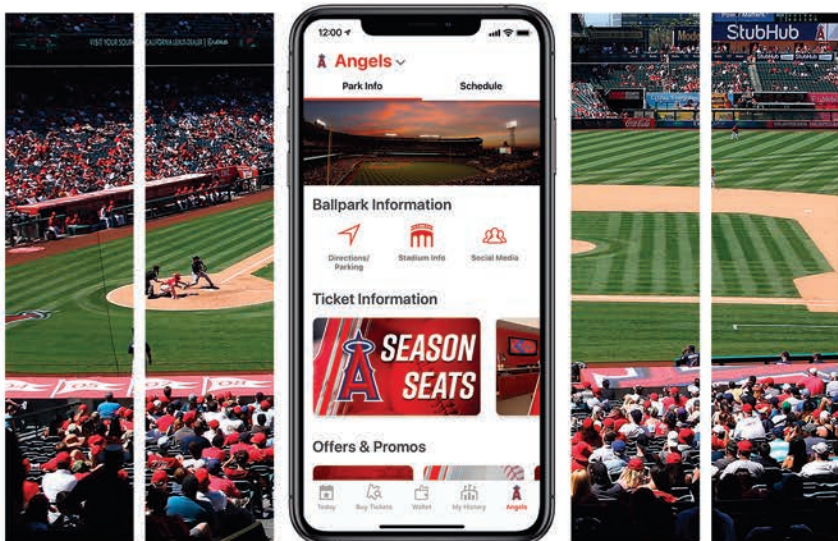
WIN STREAK: 6; August 8-13

LOSING STREAK: 6; Apr. 12-17 & Sept. 17-23

CLUB HISTORY



# THE OFFICIAL APP OF ANGEL STADIUM



- Access and manage your tickets (MLB account required)
- Team schedule, ticket information and sales and promotional event listings
- My History: View scores and photos from all your ballpark visits
- Customize to feature your Los Angeles Angels as your Favorite Team
- Seat and experience upgrade functionality
- Directions and parking information



# Ballpark™



# CAREER BATTING LEADERS



## AVERAGE ★

1. Vladimir Guerrero	.319
2. Rod Carew	.314
3. <b>MIKE TROUT</b>	<b>.307</b>
4. Garret Anderson	.296
Johnny Ray	.296
6. Luis Polonia	.294
7. Juan Beniquez	.293
8. Howie Kendrick	.292
9. Chone Figgins	.291
10. Jim Edmonds	.290

## EXTRA-BASE HITS

1. Garret Anderson	796
2. Tim Salmon	662
3. Brian Downing	526
4. <b>MIKE TROUT</b>	<b>508</b>
5. Darin Erstad	423
6. Jim Fregosi	404
7. Vladimir Guerrero	377
8. Bobby Grich	357
Howie Kendrick	357
10. Troy Glaus	354

## STRIKEOUTS

1. Tim Salmon	1,360
2. Garret Anderson	1,117
3. <b>MIKE TROUT</b>	<b>998</b>
4. Jim Fregosi	835
5. Darin Erstad	796
6. Troy Glaus	784
7. Howie Kendrick	761
8. Brian Downing	759
9. Bobby Grich	758
10. Chili Davis	713

## GAMES

1. Garret Anderson	2,013
2. Tim Salmon	1,672
3. Brian Downing	1,661
4. Jim Fregosi	1,429
5. Darin Erstad	1,320
6. Bobby Grich	1,222
7. Erick Aybar	1,220
8. Gary DiSarcina	1,086
Dick Schofield	1,086
10. Howie Kendrick	1,081

## DOUBLES

1. Garret Anderson	489
2. Tim Salmon	339
3. Brian Downing	282
4. Darin Erstad	279
5. Howie Kendrick	249
6. <b>MIKE TROUT</b>	<b>222</b>
7. Erick Aybar	222
8. Jim Fregosi	219
9. Vladimir Guerrero	194
10. Gary DiSarcina	186

## STOLEN BASES

1. Chone Figgins	280
2. <b>MIKE TROUT</b>	<b>189</b>
3. Gary Pettis	186
4. Luis Polonia	174
5. Darin Erstad	170
6. Erick Aybar	141
7. Sandy Alomar	139
8. Mickey Rivers	126
9. Adam Kennedy	123
Devon White	123

## AT-BATS

1. Garret Anderson	7,989
2. Tim Salmon	5,934
3. Brian Downing	5,854
4. Darin Erstad	5,258
5. Jim Fregosi	5,244
6. Erick Aybar	4,427
7. Howie Kendrick	4,117
8. Bobby Grich	4,100
9. <b>ALBERT PUJOLS</b>	<b>3,884</b>
10. <b>MIKE TROUT</b>	<b>3,870</b>

## TRIPLES

1. Jim Fregosi	70
2. Chone Figgins	53
3. <b>MIKE TROUT</b>	<b>44</b>
4. Erick Aybar	43
5. Garret Anderson	35
6. Adam Kennedy	32
Mickey Rivers	32
8. Darin Erstad	30
Howie Kendrick	30
10. Luis Polonia	27
Dick Schofield	27

## ON-BASE PCT. ★

1. <b>MIKE TROUT</b>	<b>.416</b>
2. Rod Carew	.393
3. Tim Salmon	.385
4. Vladimir Guerrero	.381
5. Albie Pearson	.379
6. Brian Downing	.372
7. Bobby Grich	.370
8. Chili Davis	.365
9. Bobby Abreu	.364
10. Chone Figgins	.363

## RUNS

1. Garret Anderson	1,024
2. Tim Salmon	986
3. Brian Downing	889
4. Darin Erstad	818
5. <b>MIKE TROUT</b>	<b>793</b>
6. Jim Fregosi	691
7. Bobby Grich	601
8. Chone Figgins	596
9. Erick Aybar	572
10. Vladimir Guerrero	544

## HOME RUNS

1. Tim Salmon	299
2. Garret Anderson	272
3. <b>MIKE TROUT</b>	<b>242</b>
4. Brian Downing	220
5. <b>ALBERT PUJOLS</b>	<b>188</b>
6. Troy Glaus	182
7. Vladimir Guerrero	173
8. Chili Davis	156
9. Bobby Grich	154
10. Don Baylor	141

## SLUGGING PCT. ★

1. <b>MIKE TROUT</b>	<b>.573</b>
2. Vladimir Guerrero	.546
3. Jim Edmonds	.498
Tim Salmon	.498
5. Troy Glaus	.497
6. Kendrys Morales	.491
7. Leon Wagner	.490
8. Mike Napoli	.485
9. Garret Anderson	.469
Mark Trumbo	.469

## HITS

1. Garret Anderson	2,368
2. Tim Salmon	1,674
3. Brian Downing	1,588
4. Darin Erstad	1,505
5. Jim Fregosi	1,408
6. Erick Aybar	1,223
7. Howie Kendrick	1,204
8. <b>MIKE TROUT</b>	<b>1,187</b>
9. Bobby Grich	1,103
10. Chone Figgins	1,045

## RUNS BATTED IN

1. Garret Anderson	1,292
2. Tim Salmon	1,016
3. Brian Downing	846
4. <b>ALBERT PUJOLS</b>	<b>653</b>
5. <b>MIKE TROUT</b>	<b>648</b>
6. Darin Erstad	625
7. Chili Davis	618
8. Vladimir Guerrero	616
9. Bobby Grich	557
10. Jim Fregosi	546

## OPS ★

(on-base + slugging)

1. <b>MIKE TROUT</b>	<b>.990</b>
2. Vladimir Guerrero	.927
3. Tim Salmon	.884
4. Jim Edmonds	.856
5. Troy Glaus	.854
6. Leon Wagner	.831
Mike Napoli	.831
8. Chili Davis	.829
9. Kendrys Morales	.823
10. Fred Lynn	.822

## TOTAL BASES

1. Garret Anderson	3,743
2. Tim Salmon	2,958
3. Brian Downing	2,580
4. <b>MIKE TROUT</b>	<b>2,219</b>
5. Darin Erstad	2,186
6. Jim Fregosi	2,112
7. Bobby Grich	1,788
8. Vladimir Guerrero	1,767
9. <b>ALBERT PUJOLS</b>	<b>1,759</b>
10. Howie Kendrick	1,747

## BASES ON BALLS

1. Tim Salmon	970
2. Brian Downing	866
3. <b>MIKE TROUT</b>	<b>693</b>
4. Bobby Grich	630
5. Jim Fregosi	558
6. Chili Davis	493
7. Troy Glaus	470
8. Darin Erstad	419
9. Chone Figgins	412
10. Rod Carew	405

All Caps/**BOLD** — Current Angel

★ Based on 1,500-or-more plate appearances

CLUB HISTORY





# SINGLE SEASON BATTING

## HIGHEST AVERAGE

(Based on 502 plate appearances)

1. Darin Erstad	.355	2000
2. Rod Carew	.339	1983
3. Vladimir Guerrero	.337	2004
4. Rod Carew	.331	1980
5. Chone Figgins	.330	2007
Tim Salmon	.330	1995
7. Vladimir Guerrero	.329	2006
Alex Johnson	.329	1970★
9. <b>MIKE TROUT</b>	<b>.326</b>	<b>2012</b>
Brian Downing	.326	1979

## GAMES

1. Don Baylor	162	1979★
Sandy Alomar	162	1971★
Sandy Alomar	162	1970★
Jim Fregosi	162	1966
Bobby Knoop	162	1964
6. Garret Anderson	161	2001
Troy Glaus	161	2001
Mo Vaughn	161	2000
Jim Fregosi	161	1969
Bobby Knoop	161	1966
Jim Fregosi	161	1965

## AT-BATS

1. Sandy Alomar	689	1971★
2. Darin Erstad	676	2000★
3. Garret Anderson	672	2001
Sandy Alomar	672	1970
5. Billy Moran	659	1962
6. Carney Lansford	654	1979
7. Garret Anderson	647	2000
8. Chone Figgins	642	2005
9. Devon White	639	1987
10. Orlando Cabrera	638	2007
Garret Anderson	638	2003
Garret Anderson	638	2002

## RUNS

1. <b>MIKE TROUT</b>	<b>129</b>	<b>2012★</b>
2. Vladimir Guerrero	124	2004★
3. <b>MIKE TROUT</b>	<b>123</b>	<b>2016★</b>
4. Darin Erstad	121	2000
5. Troy Glaus	120	2000
Jim Edmonds	120	1995
Don Baylor	120	1979★
8. Tony Phillips	119	1995
9. <b>MIKE TROUT</b>	<b>115</b>	<b>2014★</b>
Jim Edmonds	115	1998
Albie Pearson	115	1962★

## HITS

1. Darin Erstad	240	2000★
2. Vladimir Guerrero	206	2004
3. Alex Johnson	202	1970
4. Garret Anderson	201	2003
5. Vladimir Guerrero	200	2006
6. Garret Anderson	195	2002
7. Garret Anderson	194	2001
8. Orlando Cabrera	192	2007
9. <b>MIKE TROUT</b>	<b>190</b>	<b>2013</b>
10. Garret Anderson	189	1997

## TOTAL BASES

1. Vladimir Guerrero	366	2004★
Darin Erstad	366	2000
3. Garret Anderson	345	2003
4. Garret Anderson	344	2002
5. Troy Glaus	340	2000
6. <b>MIKE TROUT</b>	<b>339</b>	<b>2015</b>
7. <b>MIKE TROUT</b>	<b>338</b>	<b>2014</b>
8. Garret Anderson	336	2000
9. Vladimir Guerrero	335	2006
10. Don Baylor	333	1979

## EXTRA-BASE HITS

1. Garret Anderson	88	2002
2. Troy Glaus	85	2000
3. <b>MIKE TROUT</b>	<b>84</b>	<b>2014</b>
4. Garret Anderson	82	2003
5. Troy Glaus	81	2001
6. <b>ALBERT PUJOLS</b>	<b>80</b>	<b>2012</b>
Vladimir Guerrero	80	2004
8. <b>MIKE TROUT</b>	<b>79</b>	<b>2015</b>
Kendrys Morales	79	2009
10. Garret Anderson	78	2000

## DOUBLES

1. Garret Anderson	56	2002★
2. <b>ALBERT PUJOLS</b>	<b>50</b>	<b>2012</b>
3. Garret Anderson	49	2003★
4. Vladimir Guerrero	45	2007
Orlando Cabrera	45	2006
6. Kendrys Morales	43	2009
7. Jim Edmonds	42	1998
Johnny Ray	42	1988
Doug DeCinces	42	1982
10. Garret Anderson	41	1998
Howie Kendrick	41	2010
Bobby Abreu	41	2010

## TRIPLES

1. Chone Figgins	17	2004
2. Devon White	13	1989
Mickey Rivers	13	1975★
Jim Fregosi	13	1968★
5. Jim Fregosi	12	1963
6. Peter Bourjos	11	2011
Adam Kennedy	11	2000
Mickey Rivers	11	1974★
Bobby Knoop	11	1966★
10. Chone Figgins	10	2005
Jerry Remy	10	1977

## HOME RUNS

1. Troy Glaus	47	2000★
2. <b>MIKE TROUT</b>	<b>41</b>	<b>2015</b>
Troy Glaus	41	2001
4. <b>ALBERT PUJOLS</b>	<b>40</b>	<b>2015</b>
5. <b>MIKE TROUT</b>	<b>39</b>	<b>2018</b>
Vladimir Guerrero	39	2004
Reggie Jackson	39	1982★
8. Bobby Bonds	37	1977
Leon Wagner	37	1962
10. <b>MIKE TROUT</b>	<b>36</b>	<b>2014</b>
Mo Vaughn	36	2000
Don Baylor	36	1979

★ = led or tied for league lead



# SINGLE SEASON BATTING



## RUNS BATTED IN

1. Don Baylor	139	1979★
2. Tim Salmon	129	1997
3. Vladimir Guerrero	126	2004
4. Vladimir Guerrero	125	2007
5. Garret Anderson	123	2002
Garret Anderson	123	2001
7. <b>ALBERT PUJOLS</b>	<b>119</b>	<b>2016</b>
8. Garret Anderson	117	2000
Mo Vaughn	117	2000
Wally Joyner	117	1987

## BASES ON BALLS

1. <b>MIKE TROUT</b>	<b>122</b>	<b>2018★</b>
2. <b>MIKE TROUT</b>	<b>116</b>	<b>2016★</b>
3. Tony Phillips	113	1995
4. Troy Glaus	112	2000
5. <b>MIKE TROUT</b>	<b>110</b>	<b>2013</b>
6. Troy Glaus	107	2001
7. Brian Downing	106	1987★
8. Tim Salmon	104	2000
9. Chone Figgins	101	2009★
10. Tim Salmon	96	2001
Albie Pearson	96	1961

## STRIKEOUTS

1. <b>MIKE TROUT</b>	<b>184</b>	<b>2014</b>
Mark Trumbo	184	2013
3. Mo Vaughn	181	2000★
4. <b>JUSTIN UPTON</b>	<b>176</b>	<b>2018</b>
5. <b>KOLE CALHOUN</b>	<b>164</b>	<b>2015</b>
6. Troy Glaus	163	2000
7. <b>MIKE TROUT</b>	<b>158</b>	<b>2015</b>
Josh Hamilton	158	2013
Troy Glaus	158	2001
10. Reggie Jackson	156	1982★

## STOLEN BASES

1. Mickey Rivers	70	1975★
2. Chone Figgins	62	2005★
3. Gary Pettis	56	1985
4. Luis Polonia	55	1993
5. Chone Figgins	52	2006
6. Luis Polonia	51	1992
7. Gary Pettis	50	1986
8. <b>MIKE TROUT</b>	<b>49</b>	<b>2012★</b>
9. Chad Curtis	48	1993
Luis Polonia	48	1991
Gary Pettis	48	1984

## SACRIFICE HITS

1. Tim Foli	26	1982★
2. Bob Boone	23	1982
3. Luis Sojo	19	1991★
Bobby Grich	19	1978
Jerry Remy	19	1977
6. David Eckstein	16	2001★
Gary DiSarcina	16	1996
Bob Boone	16	1985
Juan Beniquez	16	1982
Rod Carew	16	1982

## SACRIFICE FLIES

1. Dan Ford	13	1979★
2. Johnny Ray	12	1989
Wally Joyner	12	1986★
Doug DeCinces	12	1984
Don Baylor	12	1979★
Don Baylor	12	1978★
7. Orlando Cabrera	11	2007★
Orlando Cabrera	11	2006★
Tim Salmon	11	1997
Carney Lansford	11	1980

## HIT BY PITCH

1. David Eckstein	27	2002★
2. David Eckstein	21	2001★
3. Martin Maldonado	18	2017
Don Baylor	18	1978★
Rick Reichardt	18	1968
6. Brian Downing	17	1987
Brian Downing	17	1986
8. Jose Guillen	15	2004
David Eckstein	15	2003
Brad Fullmer	15	2002

## ON-BASE PCT.

(Based on 502 plate appearances)

1. <b>MIKE TROUT</b>	<b>.442</b>	<b>2017★</b>
2. <b>MIKE TROUT</b>	<b>.441</b>	<b>2016★</b>
3. <b>MIKE TROUT</b>	<b>.432</b>	<b>2013</b>
4. Tim Salmon	.429	1995
Chili Davis	.429	1995
6. Albie Pearson	.420	1961
7. Brian Downing	.418	1979
8. Chili Davis	.410	1994
Tim Salmon	.410	1998
10. Darin Erstad	.409	2000
Rod Carew	.409	1983

## SLUGGING PCT. ★★

1. <b>MIKE TROUT</b>	<b>.629</b>	<b>2017★</b>
2. <b>MIKE TROUT</b>	<b>.628</b>	<b>2018★</b>
3. Troy Glaus	.604	2000
4. Vladimir Guerrero	.598	2004
5. Tim Salmon	.594	1995
6. <b>MIKE TROUT</b>	<b>.590</b>	<b>2015★</b>
7. Kendrys Morales	.569	2009
8. Vladimir Guerrero	.565	2005
9. <b>MIKE TROUT</b>	<b>.564</b>	<b>2012</b>
10. <b>MIKE TROUT</b>	<b>.561</b>	<b>2014</b>

## OPS ★★

(on-base + slugging)

1. <b>MIKE TROUT</b>	<b>1.088</b>	<b>2018★</b>
2. <b>MIKE TROUT</b>	<b>1.071</b>	<b>2017★</b>
3. Tim Salmon	1.024	1995
4. Troy Glaus	1.008	2000
5. <b>MIKE TROUT</b>	<b>.991</b>	<b>2016</b>
<b>MIKE TROUT</b>	<b>.991</b>	<b>2015</b>
7. Vladimir Guerrero	.989	2004
8. <b>MIKE TROUT</b>	<b>.988</b>	<b>2013</b>
9. Chili Davis	.971	1994
10. <b>MIKE TROUT</b>	<b>.963</b>	<b>2012</b>

All CAPS/BOLD — Current Angel

★ = led or tied for league lead

★★ Based on 3.1 plate appearances multiplied by games played by Angels





# ROOKIE SINGLE SEASON BATTING

## HIGHEST AVERAGE

(Based on 502 plate appearances)

1. MIKE TROUT	.326	2012
2. Reggie Willits	.293	2007
3. Wally Joyner	.290	1986
4. David Eckstein	.287	2001
5. Lee Thomas	.284	1961
Tim Salmon	.283	1993

## GAMES

1. Bobby Knoop	162	1964
2. Devon White	159	1987
3. Gary DiSarcina	157	1992
4. Adam Kennedy	156	2000
5. Paul Schaal	155	1965
Bob Rodgers	155	1962

## AT-BATS

1. Devon White	639	1987
2. Adam Kennedy	598	2000
3. Wally Joyner	593	1986
4. David Eckstein	579	2001
5. Jerry Remy	569	1975

## RUNS

1. MIKE TROUT	129	2012
2. Devon White	103	1987
3. Tim Salmon	93	1993
4. David Eckstein	82	2001
Adam Kennedy	82	2000
Wally Joyner	82	1986
Jerry Remy	82	1975

## HITS

1. MIKE TROUT	182	2012
2. Wally Joyner	172	1986
3. Devon White	168	1987
4. David Eckstein	166	2001
5. Adam Kennedy	159	2000

## TOTAL BASES

1. MIKE TROUT	315	2012
2. Devon White	283	1987
3. Tim Salmon	276	1993
4. Wally Joyner	271	1986
5. Mark Trumbo	257	2011

## EXTRA-BASE HITS

1. Tim Salmon	67	1993
2. MIKE TROUT	65	2012
3. Devon White	62	1987
4. Mark Trumbo	61	2011
5. Ken Hunt	57	1961

## DOUBLES

1. Tim Salmon	35	1993
2. Bob Rodgers	34	1962
3. Adam Kennedy	33	2000
Devon White	33	1987
5. Mark Trumbo	31	2011

## TRIPLES

1. Adam Kennedy	11	2000
2. MIKE TROUT	8	2012
3. Gary Pettis	6	1984
Bob Rodgers	6	1962
5. 4 PLAYERS TIED	5	

## HOME RUNS

1. Tim Salmon	31	1993
2. MIKE TROUT	30	2012
3. Mark Trumbo	29	2011
4. Ken Hunt	25	1961
5. Devon White	24	1987
Lee Thomas	24	1961

## RUNS BATTED IN

1. Wally Joyner	100	1986
2. Tim Salmon	95	1993
3. Mark Trumbo	87	2011
Devon White	87	1987
5. Ken Hunt	84	1961

## ON-BASE PCT

(Based on 502 plate appearances)

1. MIKE TROUT	.399	2012
2. Reggie Willits	.391	2007
3. Tim Salmon	.382	1993
4. David Eckstein	.355	2001
5. Lee Thomas	.353	1961

## SLUGGING PCT

(Based on 502 plate appearances)

1. MIKE TROUT	.564	2012
2. Tim Salmon	.536	1993
3. Lee Thomas	.491	1961
4. Ken Hunt	.454	1961
5. Mark Trumbo	.477	2011

## OPS

(Based on 502 plate appearances)

1. MIKE TROUT	.963	2012
2. Tim Salmon	.918	1993
3. Lee Thomas	.844	1961
4. Ken Hunt	.810	1961
5. Wally Joyner	.805	1986

## BASES ON BALLS

1. Tim Salmon	82	1993
2. Reggie Willits	69	2007
3. MIKE TROUT	67	2012
4. Willie Aikens	61	1979
Paul Schaal	61	1965

## STRIKEOUTS

1. MIKE TROUT	139	2012
2. Tim Salmon	135	1993
Devon White	135	1987
4. Mark Trumbo	120	2011
Ken Hunt	120	1961

## STOLEN BASES

1. MIKE TROUT	49	2012
2. Gary Pettis	48	1984
3. Chad Curtis	43	1992
4. Jose Cardenal	37	1965
5. Jerry Remy	34	1975

## SACRIFICE HITS

1. David Eckstein	16	2001
2. Mark McLemore	15	1987
3. Devon White	14	1987
4. Steve Lubratich	13	1983
5. Jerry Remy	12	1975

## SACRIFICE FLIES

1. Wally Joyner	12	1986
2. Tim Salmon	8	1993
Bob Rodgers	8	1962
4. J.B. Shuck	7	2013
MIKE TROUT	7	2012
Bengie Molina	7	2000
Carney Lansford	7	1978

## HIT BY PITCH

1. David Eckstein	21	2001
2. Rick Reichardt	13	1966
3. Gary DiSarcina	7	1992
Ron Jackson	7	1976
Dave Chalk	7	1974

## GAMES BY POSITION

1B Wally Joyner	152	1986
2B Bobby Knoop	161	1964
SS Gary DiSarcina	157	1992
3B Paul Schaal	153	1965
OF Devon White	159	1987
OF Tim Salmon	140	1993
OF MIKE TROUT	139	2012
C Bob Rodgers	150	1962
DH SHOHEI OHTANI	82	2018

## ROOKIE ALL-STARS

OF MIKE TROUT	2012
1B Wally Joyner	1986★
SS Dave Chalk	1974

All CAPS/BOLD — Current Angel

★ Indicates starter



President Ronald Reagan



# YEARLY LEADERS BATTING



★ Based on 502 plate appearances    ★★ Based on 3.1 plate appearances multiplied by games played by Angels    # Led or tied for league  
**Bold face indicates club record**

Year	Average★	Games	At Bats	Runs	Hits	Total Bases
1961	Pearson (.288)	Hunt (149)	Hunt (479)	Pearson (92)	L. Thomas (129)	Wagner (232)
1962	L. Thomas (.290)	4 with (160)	Moran (659)	Pearson# (115)	Moran (186)	Wagner (306)
1963	Pearson (.304)	Fregosi, Pearson (154)	Moran (597)	Pearson (92)	Pearson (176)	Wagner (251)
1964	Fregosi (.277)	Knoop (162)	Rodgers (514)	Fregosi (86)	Fregosi (140)	Fregosi (234)
1965	Fregosi (.277)	Fregosi (161)	Fregosi (602)	Fregosi (66)	Fregosi (167)	Fregosi (245)
1966	Cardenal (.276)	Fregosi (162)	Fregosi (611)	Fregosi (78)	Cardenal (155)	Fregosi (239)
1967	Fregosi (.290)	Knoop (159)	Fregosi (590)	Mincher (81)	Fregosi (171)	Mincher (237)
1968	Reichardt (.255)	Fregosi (159)	Fregosi (614)	Fregosi (77)	Fregosi (150)	Reichardt (225)
1969	Johnstone (.270)	Fregosi (161)	Fregosi (580)	Fregosi (78)	Alomar (153)	Fregosi (221)
1970	Johnson# (.329)	Alomar# (162)	Alomar (672)	Fregosi (95)	Johnson (202)	Johnson (282)
1971	Alomar (.260)	Alomar# (162)	Alomar# (689)	Alomar (77)	Alomar (179)	McMullen (234)
1972	Pinson (.275)	Alomar (155)	Alomar (610)	Alomar (65)	Oliver (154)	Oliver (222)
1973	Robinson (.266)	Oliver (151)	Oliver (544)	Robinson (85)	Oliver (144)	Robinson (261)
1974	Rivers (.285)	Doyle (147)	Doyle (511)	Robinson (75)	Rivers, Doyle (133)	Robinson (197)
1975	Rivers (.284)	Rivers (155)	Rivers (616)	Remy (82)	Rivers (175)	Rivers (221)
1976	Remy (.263)	Bochte (146)	Remy (502)	Remy (64)	Remy (132)	Remy (152)
1977	Chalk (.277)	Bonds (158)	Bonds (592)	Bonds (103)	Bonds (156)	Bonds (308)
1978	Bostock (.296)	Baylor (158)	Baylor (591)	Baylor (103)	Bostock (168)	Baylor (279)
1979	Downing (.326)	Baylor# (162)	Lansford (654)	Baylor# (120)	Lansford (188)	Baylor (333)
1980	Carew (.331)	Lansford (151)	Lansford (602)	Lansford (87)	Carew (79)	Carew (236)
1981	Carew★★ (.305)	Burleson# (109)	Burleson (430)	Carew (57)	Burleson (126)	Grich (191)
1982	Carew (.319)	Downing (158)	Downing (623)	Downing (109)	Downing (175)	DeCinces (315)
1983	Carew (.339)	Boone (142)	Carew (472)	Downing (68)	Carew (160)	Lynn (211)
1984	Downing (.275)	Downing (156)	DeCinces (547)	Lynn (84)	Downing (148)	Downing (249)
1985	Carew (.280)	Boone, Downing (150)	Downing (520)	Downing (80)	Downing (137)	Jackson (224)
1986	Joyner (.290)	Joyner, Pettis (154)	Joyner (593)	Pettis (93)	Joyner (172)	Joyner (271)
1987	Joyner (.285)	White (159)	White (639)	Downing (110)	White (168)	Joyner (298)
1988	Ray (.306)	C. Davis, Joyner (158)	Ray (602)	C. Davis, Joyner (81)	Ray (184)	C. Davis (259)
1989	Ray (.289)	Joyner (159)	White (636)	White (86)	Joyner (167)	Joyner (249)
1990	Parrish (.268)	Parrish (133)	Parrish (470)	Winfield (70)	Polonia (135)	Winfield (215)
1991	Joyner (.301)	Gaetti (152)	Polonia (604)	Polonia (92)	Polonia (179)	Joyner (269)
1992	Polonia (.286)	DiSarcina (157)	Polonia (577)	Polonia (83)	Polonia (165)	Polonia (190)
1993	Curtis (.285)	Davis (153)	Curtis (583)	Curtis (94)	Curtis (166)	Salmon (276)
1994	Davis★★ (.311)	Curtis (114)	Curtis (453)	Davis (72)	Davis (122)	Davis (220)
1995	Salmon (.330)	Salmon, Snow (143)	Edmonds (558)	Edmonds (120)	Salmon (177)	Salmon (319)
1996	Davis (.292)	Salmon (156)	Anderson (607)	Salmon (90)	Anderson (173)	Salmon (291)
1997	Anderson (.303)	Salmon (157)	Anderson (624)	Hollins (101)	Anderson (189)	Salmon (301)
1998	Edmonds (.307)	DiSarcina (157)	Anderson (622)	Edmonds (115)	Edmonds (184)	Edmonds (303)

CLUB HISTORY





# YEARLY LEADERS BATTING

Year	Average★	Games	At Bats	Runs	Hits	Total Bases
1999	Anderson (.303)	Anderson (157)	Anderson (620)	Anderson (88)	Anderson (188)	Anderson (291)
2000	<b>Erstad# (.355)</b>	Vaughn (161)	Erstad# (676)	Erstad (121)	<b>Erstad# (240)</b>	<b>Erstad (366)</b>
2001	Anderson (.289)	Anderson, Glauz (161)	Anderson (672)	Glauz (100)	Anderson (194)	Anderson (321)
2002	Kennedy (.312)	Anderson (158)	Anderson (638)	Eckstein (107)	Anderson (195)	Anderson (344)
2003	Anderson (.315)	Anderson (159)	Anderson (638)	Anderson (80)	Anderson (201)	Anderson (345)
2004	Guerrero (.337)	Guerrero (156)	Guerrero (612)	Guerrero# (124)	Guerrero (206)	<b>Guerrero# (366)</b>
2005	Guerrero (.317)	Figgins (158)	Figgins (642)	Figgins (113)	Figgins (186)	Guerrero (294)
2006	Guerrero (.329)	Guerrero (156)	Figgins, Cabrera (607)	Cabrera (95)	Guerrero (200)	Guerrero (335)
2007	Figgins (.330)	Cabrera (155)	Cabrera (638)	Cabrera (101)	Cabrera (192)	Guerrero (314)
2008	Guerrero (.303)	Hunter (146)	Anderson (557)	Hunter, Guerrero (85)	Guerrero (164)	Guerrero (282)
2009	Aybar (.312)	Figgins (158)	Figgins (615)	Figgins (114)	Figgins (183)	Morales (322)
2010	Hunter (.281)	Kendrick (158)	Kendrick (616)	Abreu (88)	Kendrick (172)	Hunter (266)
2011	Callaspo (.288)	Hunter (156)	Hunter (580)	Kendrick (86)	Aybar (155)	Trumbo (257)
2012	Trout (.326)	Pujols (154)	Pujols (607)	<b>Trout# (129)</b>	Trout (182)	Trout (315)
2013	Trout (.323)	Trumbo (159)	Trumbo (620)	Trout# (109)	Trout (190)	Trout (328)
2014	Kendrick (.293)	Pujols (159)	Pujols 633	Trout# 115	Kendrick (181)	Trout (338)
2015	Tout (.299)	Calhoun, Trout (159)	Calhoun (630)	Trout (104)	Trout (172)	Trout (339)
2016	Trout (.315)	Trout (159)	Calhoun (594)	Trout# (123)	Trout (173)	Trout (302)
2017	Trout (.306)	Simmons (158)	Pujols (593)	Trout (92)	Simmons (164)	Trout (253)
2018	Trout (.312)	Simmons (146)	Simmons (554)	Trout (101)	Simmons (162)	Trout (296)

Year	Doubles	Triples	Home Runs	RBI	SB	SF
1961	Hunt (29)	L. Thomas (5)	Wagner (28)	Hunt (84)	Pearson (11)	Wagner (7)
1962	Rodgers (34)	Pearson, Rodgers (6)	Wagner (37)	Wagner (107)	Pearson (15)	Rodgers (8)
1963	Torres (32)	Fregosi (12)	Wagner (26)	Wagner (90)	Pearson (17)	Moran, Wagner (7)
1964	Fregosi, Clinton (22)	Fregosi (9)	Adcock (21)	Fregosi (72)	Fregosi (8)	Rodgers (7)
1965	Knoop (24)	W. Smith (9)	Fregosi (15)	Fregosi (64)	Cardenal (37)	Fregosi, Rodgers (8)
1966	Fregosi (32)	Knoop# (11)	Adcock (18)	Knoop (72)	Cardenal (24)	Knoop# (7)
1967	Fregosi, Mincher (23)	Fregosi (6)	Mincher (25)	Mincher (76)	Cardenal (10)	Rodgers, Schaal (4)
1968	Fregosi (21)	<b>Fregosi# (13)</b>	Reichardt (21)	Reichardt (73)	Davalillo (17)	Repoz# (8)
1969	Fregosi (22)	Fregosi (6)	Reichardt (13)	Reichardt (68)	Alomar (18)	Reichardt, Rodriguez (7)
1970	Fregosi (33)	Johnson, Repoz (6)	Fregosi (22)	Johnson (86)	Alomar (35)	Voss (5)
1971	Alomar (24)	Alomar (3)	McMullen (21)	McMullen (68)	Alomar (39)	Spencer (5)
1972	Pinson (24)	Oliver (5)	Oliver (20)	Oliver (76)	Alomar (20)	Oliver (5)
1973	Robinson (29)	Pinson (6)	Robinson (30)	Robinson (97)	Alomar (25)	Pinson (7)
1974	Robinson (26)	Rivers# (11)	Robinson (20)	Robinson (63)	Rivers (30)	Valentine, Llenas (7)
1975	Chalk (24)	<b>Rivers# (13)</b>	Stanton (14)	Stanton (82)	<b>Rivers# (70)</b>	Chalk (9)
1976	Jackson (18)	5 with (3)	Bonds (10)	Bonds (54)	Remy (35)	3 tied (5)
1977	Bonds, Chalk (27)	Remy (10)	Bonds (37)	Bonds (115)	Bonds, Remy (41)	Bonds (10)
1978	Rudi (17)	Jackson (6)	Baylor (34)	Baylor (99)	Baylor (22)	Baylor# (12)
1979	Baylor (33)	4 tied (5)	Baylor (36)	<b>Baylor# (139)</b>	Baylor (22)	<b>Ford# (13)</b>

CLUB HISTORY



# YEARLY LEADERS BATTING



Year	Doubles	Triples	Home Runs	RBI	SB	SF
1980	Carew (34)	Carew (7)	Thompson (17)	Lansford (80)	Carew (23)	Lansford# (11)
1981	Baylor (18)	Hobson (4)	Grich# (22)	Baylor (66)	Carew (16)	Baylor (6)
1982	DeCinces (42)	3 tied (5)	Jackson# (39)	Jackson (101)	Baylor, Carew (10)	DeCinces (9)
1983	Carew (24)	4 tied (3)	Lynn (22)	Lynn (74)	Pettis (8)	DeCinces (8)
1984	Downing, Lynn (28)	Pettis (6)	Jackson (25)	Downing (91)	Pettis (48)	DeCinces (12)
1985	Jackson (27)	Pettis (8)	Jackson (27)	Downing, Jackson (85)	Pettis (56)	DeCinces (7)
1986	Downing, Joyner (27)	Schofield (6)	DeCinces (26)	Joyner (100)	Pettis (50)	Joyner (12)
1987	Joyner, White (33)	Howell, White (5)	Joyner (34)	Joyner (117)	White (32)	Joyner (10)
1988	Ray (42)	Ray (7)	Downing (25)	C. Davis (93)	Schofield (20)	C. Davis (10)
1989	Joyner (30)	<b>White (13)</b>	Davis (22)	Davis (90)	White (44)	Ray (12)
1990	Ray (23)	Polonia (9)	Parrish (24)	Winfield (78)	White (21)	Winfield (7)
1991	Joyner (34)	Polonia (8)	Winfield (28)	Joyner (96)	Polonia (48)	Winfield (6)
1992	Felix (22)	Felix (5)	Gaetti (12)	Felix (72)	Polonia (51)	Felix (9)
1993	Salmon (35)	Polonia (6)	Salmon (31)	Davis (112)	Polonia (55)	Salmon (8)
1994	Curtis (23)	Curtis (4)	Davis (26)	Davis (84)	Curtis (25)	Davis (6)
1995	Salmon (34)	DiSarcina (6)	Salmon (34)	Edmonds (107)	Phillips, Hudler (13)	Davis (9)
1996	Anderson (33)	DiSarcina, Salmon (4)	Salmon (30)	Salmon (98)	Hudler (14)	Davis (6)
1997	Anderson (36)	Alicea (7)	Salmon (33)	Salmon (129)	Erstad (23)	Salmon (11)
1998	Edmonds (42)	Anderson (7)	Salmon (26)	Edmonds (91)	Erstad (20)	Salmon (10)
1999	Anderson (36)	Erstad (5)	Vaughn (33)	Vaughn (108)	Erstad, Velarde (13)	Anderson, Salmon (6)
2000	Anderson (40)	Kennedy (11)	<b>Glaus# (47)</b>	Anderson, Vaughn (117)	Erstad (28)	Anderson (9)
2001	Anderson (39)	Gil, Spiezo (4)	Glaus (41)	Anderson (123)	Eckstein (29)	Kennedy (9)
2002	<b>Anderson# (56)</b>	3 tied (6)	Glaus (30)	Anderson (123)	Erstad (23)	Anderson (10)
2003	Anderson# (49)	Spiezo (7)	Anderson (29)	Anderson (116)	Kennedy (22)	Spiezo (7)
2004	Guerrero (39)	<b>Figgins (17)</b>	Guerrero (39)	Guerrero (126)	Figgins (34)	Guerrero (8)
2005	Anderson (34)	Figgins (10)	Guerrero (32)	Guerrero (108)	Figgins# (62)	B. Molina (6)
2006	Cabrera (45)	Figgins (8)	Guerrero (33)	Guerrero (116)	Figgins (52)	Cabrera# (11)
2007	Guerrero (45)	Figgins (6)	Guerrero (27)	Guerrero (125)	Figgins (41)	Cabrera (11)
2008	Hunter (37)	Aybar (5)	Guerrero (27)	Guerrero (91)	Figgins (34)	Rivera (8)
2009	Morales (43)	Aybar (9)	Morales (34)	Morales (108)	Figgins (42)	Abreu (9)
2010	Abreu, Kendrick (41)	3 tied (4)	Napoli (26)	Hunter (90)	Abreu (24)	Abreu, Kendrick (5)
2011	Izturis (35)	Bourjos (11)	Trumbo (29)	Trumbo (87)	Aybar (30)	Trumbo, Izturis (4)
2012	Pujols (50)	Trout (8)	Trumbo (32)	Pujols (105)	Trout# (49)	Trout (7)
2013	Trout (39)	Trout (9)	Trumbo (34)	Trumbo (100)	Trout (33)	Hamilton (9)
2014	Trout (39)	Trout (9)	Trout (36)	Trout# (111)	Trout, Aybar (16)	Trout
2015	Trout (32)	Trout (6)	Trout (41)	Pujols (95)	Aybar (15)	Giavotella (6)
2016	Calhoun (35)	Calhoun, Trout (5)	Pujols (31)	Pujols (119)	Trout (30)	Pujols (6)
2017	Simmons (38)	Trout (3)	Trout (33)	Pujols (101)	Maybin (29)	Simmons (8)
2018	Simmons (26)	Simmons (5)	Trout (39)	Upton (85)	Trout (24)	Calhoun, Upton (8)





# CLUB BATTING STATS YEAR BY YEAR

	AVG	AB	R	H	2B	3B	HR	RBI	SH	SF	SB	CS
1961	.245	5424	744	1331	218	22	189	700	80	37	37	28
1962	.250	5499	718	1377	232	35	137	667	82	43	46	27
1963	.250	5506	597	1378	208	38	95	551	84	46	43	30
1964	.243	5332	544	1297	186	27	102	508	78	37	49	39
1965	.239	5354	527	1279	200	36	97	486	93	44	107	57
1966	.232	5360	604	1244	179	54	122	562	69	46	80	54
1967	.238	5307	567	1265	170	37	114	524	88	23	40	36
1968	.227	5331	498	1209	170	33	83	453	75	37	62	50
1969	.225	5416	528	1221	151	29	88	480	75	41	54	39
1970	.251	5532	631	1391	197	40	114	597	69	37	69	27
1971	.231	5495	511	1271	213	18	96	477	83	31	72	34
1972	.242	5165	454	1249	171	26	78	420	66	25	57	37
1973	.253	5505	629	1395	183	29	93	595	60	45	59	47
1974	.254	5401	618	1372	203	31	95	550	82	48	119	79
1975	.246	5377	628	1324	195	41	55	572	97	47	220★	108
1976	.235	5385	550	1265	210	23	63	511	92	48	126	80
1977	.255	5410	675	1380	233	40	131	636	74	51	159	89
1978	.259	5472	691	1417	226	28	108	646	72	56	86	69
1979	.282	5550	866★	1563	242	43	164	808★	79	56	100	52
1980	.265	5443	698	1442	236	32	106	655	75	44	91	63
1981	.256	3688	476	944	134	16	97	439	51	30	44	33
1982	.274	5532	814	1518	268	26	186	760	114★	56★	55	53
1983	.260	5640	722	1467	241	22	154	682	68	46	41	39
1984	.249	5470	696	1363	211	30	150	649	65	46	80	51
1985	.251	5442	732	1364	215	31	153	685	99	35	106	51
1986	.255	5433	786	1387	236	36	167	743	91★	61★	109	42
1987	.252	5570	770	1406	257	26	172	709	70	36	125	44
1988	.261	5582	714	1458	258	31	124	660	63	52	86	52
1989	.256	5543	669	1421	207	37	145★	623	54	46	89	40
1990	.260	5570	690	1448	237	27	147	646	58	45	68	43★
1991	.255	5470	653	1396	245	29	115	607	63	31	94	56
1992	.243	5364	579	1306	202	20	88	537	56	40	160	101
1993	.260	5391	684	1399	259	24	114	644	50	46	169	100★
1994	.264	3943	543	1042	178	16	120	518	42	29	65	54
1995	.277	5019	801	1390	252	25	186	761	33	38	57	39
1996	.276	5686	762	1571	256	24	192	727	45	33	53	39
1997	.272	5628	829	1531	279	25	161	775	40	57	126	72
1998	.272	5630	787	1530	314	27	147	739	49	41	93	45
1999	.256	5494	711	1404	248	22	158	673	41	42	71	45
2000	.280	5628	864	1574	309	34	236	837	47	43	93	52
2001	.261	5551	691	1447	275	26	158	662	46	53	116	52
2002	.282★	5678★	851	1603★	333	32	152	811	49★	64	117	51
2003	.268	5487	736	1473	276	33	150	687	50	50	129	61
2004	.282★	5675	836	1603	272	37	162	783	56	41	143★	46
2005	.270	5624	761	1520	278	30	147	726	43	39	161★	57
2006	.274	5609	766	1539	309	29	159	737	31	53	148★	57
2007	.284	5554	822	1578	324	23	123	776	32	65	139	55
2008	.268	5540	765	1486	274	25	159	721	32	50	129	48
2009	.285★	5622	883	1604★	293	33	173	841	43	52	148	63
2010	.248	5488	681	1363	276	19	155	656	42	37	104	52
2011	.253	5513	667	1394	289	34	155	629	50	32	135	52
2012	.274★	5536	767	1518	273	22	187	732	47★	41	134	33
2013	.264	5588	733	1476	270	39★	164	696	37	64★	82	34
2014	.259	5652★	773★	1464	304	31	155	729	26	54	81	39
2015	.246	5417	661	1331	243	21	176	621	37	40	52	34
2016	.260	5431	717	1410	279	20	156	686	36	49	73	34
2017	.243	5415	710	1314	251	14	186	678	17	46	136	44
2018	.242	5472	721	1323	249	23	214	690	7	39	89	22

★Led or tied for League lead

# CLUB DESIGNATED HITTERS



	AVG	AB	R	H	TB	2B	3B	HR	RBI	SH	SF	BB	SO	SB	CS
1973	.255	604	88	154	276	27	1	31	100	2	3	90	105	1	2
1974	.240	572	85	137	242	32	2	23	78	1	8	101	110	8	2
1975	.225	579	75	130	195	22	2	13	80	6	13	90	102	24	9
1976	.251	618	66	155	226	29	3	12	77	6	6	58	93	11	7
1977	.242	592	83	143	245	30	3	22	73	3	4	73	104	20	12
1978	.240	604	96	145	256	25	1	28	92	2	9	71	103	13	6
1979	.318	616	110	196	340	31	1	37	134	2	7	80	82	14	6
1980	.310	609	88	189	267	29	2	15	101	1	11	74	74	8	11
1981	.233	407	55	95	170	17	2	18	72	0	6	47	52	4	3
1982	.261	637	85	166	274	25	1	27	103	0	8	61	75	10	4
1983	.257	635	84	163	247	21	0	21	82	2	5	76	138	2	6
1984	.230	613	76	141	253	21	2	29	96	2	1	69	152	8	4
1985	.225	605	88	136	244	27	3	25	97	2	7	84	143	6	3
1986	.249	602	94	150	249	21	3	24	76	1	5	109	142	1	3
1987	.278	630	106	175	300	35	3	28	89	3	3	95	74	3	5
1988	.237	608	91	144	249	20	2	27	80	6	6	91	78	5	4
1989	.277	629	67	174	260	32	3	16	72	1	5	61	105	0	2
1990	.285	617	89	176	280	35	3	21	87	0	7	88	96	2	5
1991	.236	636	67	150	233	28	2	17	73	1	4	48	130	8	5
1992	.247	647	77	160	226	27	3	11	62	4	3	34	102	18	15
1993	.245	624	83	153	269	35	0	27	119	0	1	74	146	5	5
1994	.309	424	74	131	229	18	1	26	84	1	6	72	96	3	2
1995	.302	530	101	160	252	26	0	22	99	0	10	103	97	5	4
1996	.278	612	80	170	288	26	1	30	106	2	7	94	115	5	2
1997	.237	595	78	141	213	25	1	15	62	3	9	72	107	13	6
1998	.288	565	95	163	278	36	2	25	100	1	10	101	128	2	2
1999	.258	590	66	152	268	29	0	29	106	1	2	51	118	5	1
2000	.275	578	93	159	264	27	0	26	81	1	1	86	96	8	5
2001	.212	572	40	121	163	18	0	8	56	5	6	48	132	8	7
2002	.280	589	93	165	294	43	7	24	86	2	4	46	78	12	3
2003	.256	574	65	147	239	30	1	20	86	1	4	66	99	6	6
2004	.240	575	80	138	233	25	2	22	74	0	5	65	121	9	3
2005	.255	584	78	149	221	26	2	14	69	4	7	54	102	15	5
2006	.294	586	92	172	290	27	2	29	97	0	4	52	98	9	3
2007	.257	591	85	152	231	23	1	18	79	1	4	47	78	6	7
2008	.271	597	83	162	289	21	3	24	89	2	5	98	115	3	0
2009	.296	622	104	184	292	31	1	25	93	3	1	46	99	7	2
2010	.231	559	59	129	209	27	1	17	72	2	5	71	122	1	2
2011	.237	573	68	136	209	25	3	14	70	1	4	87	126	19	7
2012	.273	607	84	166	284	33	2	27	91	0	2	37	139	3	0
2013	.264	602	73	159	249	29	2	19	81	0	4	69	138	4	0
2014	.253	593	72	150	262	27	2	27	97	1	7	47	148	6	8
2015	.235	570	67	134	231	26	1	23	77	1	6	44	103	6	3
2016	.258	594	72	153	262	20	1	29	115	0	6	50	86	10	2
2017	.239	607	58	145	235	18	0	24	102	0	5	42	98	9	1
2018	.267	577	84	154	285	28	2	33	97	0	3	63	155	12	5

## HUNDRED HOME RUN HALOS

There have been 19 players to connect for 100 home runs or more in an Angels uniform...

1. Tim Salmon (1992-2006) 299
2. Garret Anderson (1994-2008) 272
3. **Mike Trout (2011-)** 240
4. Brian Downing (1978-1990) 222
5. **Albert Pujols (2012-)** 188
6. Troy Glaus (1998-2004) 182
7. Vladimir Guerrero (2004-2009) 173
8. Chili Davis (1988-1996) 156
9. Bobby Grich (1977-1986) 154
10. Don Baylor (1977-1982) 141
11. Doug DeCinces (1982-1987) 130
12. Reggie Jackson (1982-1986) 123
13. Jim Edmonds (1993-1999) 121
14. Wally Joyner (1986-1991, 2001) 117
15. Jim Fregosi (1961-1971) 115
16. Darin Erstad (1996-2006) 114
17. **Kole Calhoun (2012-)** 107
18. Torii Hunter (2008-2012) 105
19. Jack Howell (1985-90, 1996-97) 100

CLUB HISTORY






# CLUB PINCH HITTER

	AVG	AB	R	H	2B	3B	HR	RBI	SF	BB	SO	SB
1961	.239	247	21	59	8	0	7	30	2	34	50	0
1962	.166	187	18	31	4	1	5	33	4	32	59	0
1963	.207	193	13	40	4	0	2	21	3	22	49	1
1964	.267	191	19	51	7	1	2	25	2	23	39	0
1965	.202	208	14	42	3	1	1	17	1	25	41	3
1966	.217	203	21	44	5	0	4	23	3	32	52	0
1967	.204	216	23	44	4	0	3	25	1	29	49	0
1968	.215	242	11	52	1	0	2	32	6	30	55	0
1969	.214	201	12	43	5	0	1	25	3	32	41	0
1970	.203	236	13	48	4	0	2	28	7	11	60	0
1971	.231	216	16	50	6	0	4	31	4	27	40	0
1972	.250	172	25	43	5	0	3	38	3	25	38	0
1973	.247	174	23	43	5	0	3	38	4	25	40	1
1974	.214	154	11	33	8	0	1	33	7	25	25	2
1975	.224	107	8	24	7	1	0	27	2	16	30	1
1976	.223	148	13	33	3	1	1	22	1	21	43	0
1977	.248	137	10	34	6	0	3	22	1	18	30	0
1978	.202	99	5	20	1	0	2	22	0	13	23	2
1979	.262	65	6	17	3	1	0	13	1	11	12	1
1980	.282	117	10	33	7	0	2	27	0	14	25	0
1981	.148	54	0	8	1	0	0	5	1	2	10	1
1982	.338	65	9	22	8	0	1	17	1	13	17	1
1983	.277	101	12	28	5	0	4	22	0	7	23	0
1984	.271	129	12	35	6	0	3	17	2	12	26	0
1985	.188	149	13	28	4	1	2	22	0	30	36	1
1986	.256	125	22	32	5	0	4	22	2	27	26	1
1987	.327	147	22	48	7	2	9	35	0	13	32	0
1988	.286	140	20	40	4	2	3	31	4	19	27	0
1989	.206	63	2	13	2	3	1	9	0	3	26	0
1990	.184	98	4	18	0	1	2	10	1	10	21	1
1991	.230	74	7	17	3	0	2	10	0	3	9	1
1992	.233	133	11	31	4	0	3	22	3	17	31	1
1993	.272	103	11	28	2	2	3	15	1	15	24	0
1994	.262	84	11	22	2	0	2	11	0	14	25	0
1995	.252	127	6	32	6	0	1	22	1	7	22	1
1996	.252	127	10	32	4	0	7	20	0	12	21	0
1997	.211	71	9	15	5	0	0	8	1	9	19	0
1998	.200	100	5	20	7	0	0	9	0	12	23	0
1999	.234	111	15	26	6	0	2	11	2	20	35	0
2000	.231	82	12	19	3	0	2	11	2	22	19	1
2001	.245	102	16	25	3	1	4	15	2	7	28	1
2002	.288	118	12	34	6	1	2	20	0	7	27	5
2003	.313	99	14	31	9	0	1	18	0	12	25	2
2004	.260	77	13	20	4	0	2	11	1	7	26	4
2005	.234	77	10	18	6	0	1	12	1	10	16	1
2006	.171	82	13	14	2	3	4	8	1	16	28	2
2007	.250	84	12	34	7	0	2	10	2	13	23	2
2008	.182	66	2	12	2	1	0	13	1	3	12	1
2009	.308	65	11	20	1	0	2	12	0	9	15	1
2010	.171	76	9	13	0	0	0	5	1	12	24	2
2011	.145	76	6	11	2	0	2	9	2	9	21	2
2012	.194	67	7	13	2	0	2	17	1	3	18	2
2013	.225	71	11	16	2	0	3	6	0	12	23	0
2014	.238	105	10	25	6	1	1	17	2	1	28	0
2015	.238	101	8	22	3	0	1	14	1	2	23	0
2016	.171	82	9	14	4	0	1	11	0	13	29	0
2017	.253	99	9	25	5	0	1	19	1	8	27	5
2018	.162	99	13	16	3	0	5	14	0	11	38	3

CLUB HISTORY



# ANGEL GRAND SLAMS (171)



- 1961** - Lee Thomas at Baltimore, June 6 (Milt Pappas)  
 Joe Koppe at Cleveland, Aug. 13 (Frank Funk)  
 Lee Thomas at Kansas City, Sept. 5 (Ed Rakow)  
 George Thomas vs. Chicago, Sept. 9 (Frank Baumann)  
 Leon Wagner vs. Washington, Sept. 28 (Johnny Klippstein)  
 Bob Rodgers vs. Cleveland, Sept. 29 (Barry Latman)
- 1962** - NONE
- 1963** - George Thomas vs. New York, May 1 (Ralph Terry)  
 Felix Torres at Cleveland, July 29 (Jerry Walker)
- 1964** - Bobby Knoop at New York, May 23 (Bill Stafford)  
 Willie Smith at Baltimore, July 2 (Stu Miller)
- 1965** - Costen Shockley vs. Boston, May 4 (Dave Morehead)
- 1966** - Jim Fregosi at Baltimore, Sept. 12 (Wally Hunter)
- 1967** - Rick Reichardt at Kansas City, June 25 (John Odum)  
 Rick Reichardt at Cleveland, Aug. 23 (Ed Connolly)
- 1968** - NONE
- 1969** - Jay Johnstone at Chicago, July 4 (Gary Bell)
- 1970** - Bill Voss vs. Kansas City, Apr. 18 (Wally Bunker)  
 Jay Johnstone at Detroit, Aug. 25 (Lerrin LaGrow)
- 1971** - Roger Repoz vs. Baltimore, Apr. 24 (Dick Hall)
- 1972** - NONE
- 1973** - NONE
- 1974** - NONE
- 1975** - Lee Stanton at Detroit, June 11 (Bob Reynolds)  
 Lee Stanton at Milwaukee, June 15 (Ed Grijoguez)
- 1976** - Bobby Bonds vs. Minnesota, May 15, 2nd game (Pete Redfern)  
 Ron Jackson at Minnesota, July 4, 2nd game (Bill Campbell)  
 Lee Stanton vs. Texas, July 25 (Steve Foucault)
- 1977** - Joe Rudi at Seattle, Apr. 10 (Glenn Abbott)  
 Don Baylor at Oakland, July 27 (Paul Mitchell)
- 1978** - Rick Miller vs. Minnesota, Apr. 12 (Gary Serum)  
**Merv Rettenmund vs. Cleveland, May 6 (Dennis Kinney)**  
 Don Baylor at Chicago, May 18 (Ron Schueler)  
**Joe Rudi vs. Kansas City, June 27 (Steve Mingori)**  
 Joe Rudi at Kansas City, July 6 (Marty Travis)  
 Joe Rudi at Milwaukee, July 26 (Bill Travers)  
 Don Baylor vs. Kansas City, Sept. 10 (Paul Splittorff)
- 1979** - Don Baylor vs. Oakland, Apr. 21 (Bob Lacey)  
 Joe Rudi at Boston, May 8 (Chuck Rainey)  
 Dan Ford vs. Detroit, June 8 (John Hiller)  
 Willie Aikens at Toronto, June 13 (Dyar Miller)  
 Willie Aikens at Toronto, June 14 (Phil Huffman)  
 Joe Rudi vs. Baltimore, July 7 (Don Stanhouse)  
 Joe Rudi at Boston, July 23 (Dick Drago)  
 Don Baylor at Toronto, Aug. 25 (Balor Moore)
- 1980** - Bobby Grich at Detroit, July 29 (Roger Weaver)
- 1981** - Brian Downing at Seattle, Apr. 9 (Glenn Abbott)
- 1982** - Fred Lynn at Cleveland, July 15 (Rick Waits)  
 Reggie Jackson at Seattle, Aug. 6 (Ed Vande Berg)  
 Don Baylor at Minnesota, Aug. 11 (Ron Davis)  
 Brian Downing at Detroit, Aug. 31 (Larry Pashnick)  
 Brian Downing vs. Chicago, Sept. 6 (Jerry Kosman)
- 1983** - Rod Carew at Oakland, Apr. 9 (Matt Keough)  
 Fred Lynn vs. Detroit, Apr. 27 (Milt Wilcox)  
 Daryl Scorners vs. Detroit, Apr. 27 (Bob James)  
 Daryl Scorners at Cleveland, May 28 (Jim Barker)  
 Ellis Valentine at New York, June 2 (Dale Murphy)  
 Ron Jackson at Milwaukee, June 6 (Bob McClure)  
 Bobby Grich vs. Detroit, July 22 (Doug Bar)  
 Juan Beniquez at Oakland, Aug. 17 (Mike Warren)
- 1984** - Brian Downing at Oakland, Apr. 15 (Chris Codrini)  
 Gary Pettis vs. Seattle, Apr. 28 (Dave Beard)  
 Reggie Jackson vs. New York, May 28 (Dennis Rasmussen)
- 1985** - Dick Schofield at Oakland, Apr. 12 (Keith Atherton)  
**Jerry Narron at Toronto, May 15 (Bill Caudill)**  
 Ruppert Jones vs. Cleveland, June 25 (Neal Heaton)  
 Reggie Jackson vs. Cleveland, June 26 (Bryan Clark)  
 Jack Howell vs. Baltimore, Aug. 27 (Scott McGreggor)  
 Bobby Grich vs. Cleveland, Sept. 22 (Jamie Easterly)
- 1986** - Brian Downing at Oakland, Apr. 11 (Tim Birtsas)  
 Wally Joyner vs. Toronto, May 8 (Jim Acker)  
 Dick Schofield vs. Detroit, May 29 (Dave LaPoint)  
 George Hendrick at Milwaukee, July 8 (Juan Nieves)  
 Brian Downing at Oakland, July 31 (Eric Plunk)  
 Bob Boone at Oakland, July 31 (Eric Plunk)  
 Dick Schofield vs. Detroit, Aug. 29 (Willie Hernandez)
- 1987** - Doug DeCinces vs. Boston, May 3 (Wes Gardner)  
 Dick Schofield at Kansas City, June 14 (Bob Shirley)  
 Devon White vs. Oakland, Aug. 17 (Dave Leiper)  
**Mark Ryal vs. Texas, Sept. 10 (Dale Mohorich)**
- 1988** - Devon White vs. Chicago, Apr. 12 (Jack McDowell)
- 1989** - Bill Schroeder vs. Milwaukee, May 21 (Bill Wegman)
- 1990** - Wally Joyner vs. Milwaukee, May 27 (Tony Fossas)  
 Lance Parrish at Detroit, June 17 (Linc McCullers)  
 Luis Polonia vs. New York, Aug. 14 (Tim Leary)
- 1991** - Wally Joyner at Cleveland, May 10 (Eric King)  
 Dave Winfield at Toronto, June 1 (Willie Fraser)  
 Max Venable vs. Kansas City, July 2 (Mark Cubizaca)
- 1992** - Lee Stevens vs. Baltimore, Sept. 4 (Rick Sutcliffe)
- 1993** - Chili Davis at Minnesota, June 26 (Willie Banks)  
 Tim Salmon vs. Seattle, Sept. 15 (Tim Leary)
- 1994** - Chili Davis vs. New York, May 3 (Terry Mulholland)  
 J.T. Snow vs. Boston, July 18 (Tim Vanegmond)  
 Chili Davis at Texas, July 30 (Brian Bohanon)
- 1995** - J.T. Snow vs. New York, May 25 (Melido Perez)  
 Tim Salmon vs. Baltimore, May 29 (Mike Mussina)  
 Chili Davis vs. Cleveland, July 26 (Dennis Martinez)
- 1996** - Jim Edmonds vs. Milwaukee, Apr. 2 (Ricky Bones)  
 Mike Aldrete at Seattle, Apr. 15 (Edwin Hurtado)  
 J.T. Snow vs. Milwaukee, July 27 (Ben McDonald)  
 Randy Velarde at Baltimore, Aug. 25 (Scott Erickson)  
 Garret Anderson vs. New York, Aug. 29 (Wally Whitehurst)
- 1997** - Tim Salmon vs. Cleveland, Apr. 4 (Paul Shuey)  
 Dave Hollins vs. Seattle, July 6 (Josias Manzanillo)  
 Garret Anderson at Cleveland, July 28 (Omar Hershiser)
- 1998** - Darin Erstad vs. Chicago, May 1 (Tony Castillo)  
 Garret Anderson vs. Kansas City, May 25 (Tim Belcher)  
 Cecil Fielder at Arizona, June 9 (Willie Blair)
- 1999** - Tim Salmon at Oakland, Apr. 15 (Kevin Jarvis)  
 Todd Greene vs. Seattle, Apr. 16 (Jamie Moyer)  
 Andy Sheets vs. Toronto, Apr. 29 (Roy Halladay)  
 Mo Vaughn vs. Tampa Bay, May 14 (Bobby Witt)  
 Matt Walbeck at Los Angeles, June 5 (Chan Ho Park)
- 2000** - Adam Kennedy at Toronto, Apr. 18 (Frank Castillo)  
 Garret Anderson vs. Kansas City, May 21 (Jeff Fussell)  
 Tim Salmon vs. Kansas City, June 20 (Lepp Sanchez)  
 Bengie Molina vs. Colorado, July 7 (Scott Karl)  
 Troy Glaus vs. New York, Aug. 12 (Denny Neagle)  
 Mo Vaughn at Chicago, Sept. 1 (Luisen Barrole)  
 Mo Vaughn at Texas, Sept. 24 (Mike Venafro)
- 2001** - Garret Anderson at Colorado, July 8 (Shawn Chacon)
- 2002** - David Eckstein vs. Toronto, Apr. 27 (Scott Cassidy)  
 David Eckstein vs. Toronto, Apr. 28 (Pedro Borbon)  
 David Eckstein vs. Cincinnati, June 9 (Chris Hamilton)  
 Tim Salmon at White Sox, Aug. 6 (Matt Ginter)  
 Troy Glaus vs. Seattle, Sept. 29 (Ismael Valdes)
- 2003** - Garret Anderson vs. Cleveland, May 8 (Jason Davis)  
 Scott Spiezo at New York, May 13 (Juan Acevedo)  
 Brad Fullmer vs. New York Mets, June 14 (Jason Roach)  
 Scott Spiezo at Minnesota, Sept. 1 (Kenny Rogers)
- 2004** - **Shane Halter vs. Tampa Bay, May 8 (Trever Miller)**  
 Chone Figgins at Baltimore, May 14 (Kurt Ainsworth)  
 B. Molina at Toronto, July 10 (Kerry Ligtenberg)  
 Josh Paul at Tampa Bay, Aug. 19 (Travis Harper)  
 J. Molina vs. Kansas City, Aug. 25 (Scott Sullivan)  
 Alfredo Amezaga at Boston, Aug. 31 (Mike Myers)  
 Alfredo Amezaga at Oakland, Oct. 1 (Joe Blanton)
- 2005** - Juan Rivera at Dodgers, May 20 (Yency Brazoban)  
 Garret Anderson at Texas, June 28 (Brian Shouse)  
 Vladimir Guerrero vs. New York, July 21 (Tom Gordon)  
 Casey Kotchman vs. Tampa Bay, Aug. 7 (Seth McClung)  
 Vladimir Guerrero at Oakland, Aug. 9 (Rich Harden)
- 2006** - Juan Rivera vs. Seattle, May 12 (Bobby Livingston)  
 Vladimir Guerrero vs. Tampa Bay, July 15 (Chad Harville)
- 2007** - Vladimir Guerrero at Kansas City, May 1 (Zack Greinke)  
 Casey Kotchman at Texas, May 14 (Kevin Millack)  
 Gary Matthews vs. Minnesota, June 4 (Jason Miller)  
 Maicer Izturis vs. Minnesota, Aug. 10 (Scott Baker)  
 Garret Anderson vs. New York, Aug. 21 (Sean Henn)
- 2008** - Torii Hunter vs. Cleveland, Apr. 7 (walk-off, Joe Borowski)  
 Mike Napoli vs. Cleveland, Apr. 9 (Paul Byrd)  
 Jeff Mathis vs. Cleveland, July 23 (Tom Mastny)  
 Mark Teixeira at New York, Aug. 3 (Edwar Ramirez)
- 2009** - NONE
- 2010** - Bobby Abreu at New York, Apr. 13 (David Robertson)  
 Kendry Morales vs. Seattle, May 29 (Brandon League)  
 Hideki Matsui vs. Colorado, June 26 (Aaron Cook)  
 Brandon Wood vs. Colorado, June 27 (Manuel Copras)  
 Mike Napoli vs. Tampa Bay, Aug. 25 (Jeff Niemann)
- 2011** - Vernon Wells at Baltimore, July 22 (Kevin Greene)  
 Mark Trumbo vs. Minnesota, Sept. 2 (Brian Duensing)
- 2012** - **Alberto Callaspo at Seattle, May 26 (Felix Hernandez)**  
 Kendrys Morales at Texas, July 30 (Robbie Ross)
- 2013** - Mike Trout vs. Detroit, Apr. 20 (Rick Porcello)  
 Chris Nelson at New York, Aug. 15 (Boone Logan)
- 2014** - Mike Trout vs. Chicago White Sox, June 7 (Chris Sale)
- 2015** - Chris Iannetta vs. Detroit, May 28 (Tom Gorzelanny)  
 Albert Pujols at Oakland, June 19 (Edward Mujica)  
 Mike Trout vs. Texas, July 26 (Spencer Patton)  
 Mike Trout at Minnesota, Sept. 17 (A.J. Achter)
- 2016** - Gregorio Petit at Houston Astros, June 20 (Tony Sipp)  
 C.J. Cron at Boston Red Sox, July 1, 2016 (Steven Wright)  
 Jerry Marte vs. Oakland, Sept. 27, 2016 (Daniel Mendgen)
- 2017** - Andrelton Simmons vs. Toronto, Apr. 22 (Casey Lawrence)  
 C.J. Cron at New York (N.L.), May 21 (Tommy Milone)  
 Albert Pujols vs. Minnesota, June 3 (Ervin Santana) - 600th HR  
 Cliff Pennington vs. Oakland, Aug. 30 (Chris Hatcher)
- 2018** - Kaleb Cowart at Oakland, Sept. 18 (Lou Trivino)

First grand slam at Anaheim Stadium by Curt Blefary, Baltimore, June 6, 1967.

**BOLD** - Pinch-hit Grand Slam

CLUB HISTORY





# THREE HOME RUNS - INNINGS

- 9/26/17 - at Chicago (2nd inning)  
HR: Phillips, Valbuena, Trout
- 8/2/17 - vs. Philadelphia (3rd inning)  
HR: Trout, Cron, Cowart
- 9/3/16 - at Seattle (1st inning - **consecutive**)  
HR: Calhoun, Trout, Pujols
- 5/14/16 - at Seattle (7th inning)  
HR: Giavotella, Calhoun, Trout
- 5/30/15 - vs. Detroit (2nd inning)  
HR: Joyce, Perez, Pujols
- 7/5/14 - vs. Houston (7th inning)  
HR: Freese, Pujols, Cron
- 4/13/14 - vs. New York - NL (1st inning)  
HR: Trout, Pujols, Ibanez
- 7/10/13 - at Chicago - NL (5th inning)  
HR: Pujols, Hamilton, Harris
- 8/30/10 - at Seattle (6th inning)  
HR: Bourjos, Abreu, Matsui
- 5/7/10 - at Seattle (4th inning)  
HR: Rivera, Kendrick, Budde
- 8/1/09 - at Minnesota (6th inning)  
HR: Izturis, Rivera, Morales
- 7/27/09 - vs. Cleveland (2nd inning - **consecutive**)  
HR: Rivera, Morales, Napoli
- 9/18/08 - at Oakland (7th inning)  
HR: Morales, Napoli, Wood
- 7/7/08\* - at Texas (2nd inning)  
HR: Mathis, Izturis, Guerrero, Hunter
- 7/30/06 - at Boston (3rd inning)  
HR: Cabrera, Guerrero, Rivera
- 9/11/05 - at Chicago (1st inning)  
HR: Figgins, Anderson, Erstad
- 5/24/04 - at Toronto (3rd inning - **consecutive**)  
HR: Guerrero, Guillen, DaVanon
- 6/03/03 - vs. Montreal in Puerto Rico (1st inning)  
HR: DaVanon, Salmon, Glaus
- 7/26/01 - vs. Tampa Bay (1st inning - **consecutive**)  
HR: Glaus, Erstad, Anderson
- 6/30/00 - at Oakland (6th inning)  
HR: Anderson, Molina, Gil
- 6/24/00 - at Minnesota (2nd inning - **consecutive**)  
HR: Anderson, Glaus, Spiezio
- 5/28/00 - at Kansas City (5th inning - **consecutive**)  
HR: Erstad; Vaughn, Salmon, Anderson
- 4/21/00 - at Tampa Bay (4th inning)  
HR: Vaughn, Salmon, Glaus
- 4/21/00 - at Tampa Bay (9th inning)  
HR: Vaughn, Salmon, Glaus
- 7/11/97 - at Oakland (5th inning)  
HR: Edmonds, Salmon, Phillips
- 8/11/96 - vs. Kansas City (6th inning)  
HR: Arias, Velarde, Davis

- 7/14/90 - vs. Toronto (7th inning)  
HR: Winfield, Downing, Bichette
- 10/3/87 - vs. Cleveland (1st inning)  
HR: Downing, Joyner, Howell
- 8/16/87 - vs. Oakland (2nd inning)  
HR: D. Miller, Mclemore, Howell
- 6/29/87 - at Cleveland (7th inning)  
HR: Schofield, DeCinces, Joyner
- 9/26/86 - vs. Texas (6th inning)  
HR: Pettis, Downing, Hendrick
- 4/26/86 - at Minnesota (9th inning)  
HR: Hendrick, R. Jones, Joyner
- 4/24/84 - at Boston (4th inning - **consecutive**)  
HR: Re. Jackson, Downing, Grich
- 6/7/83 - vs. Chicago (3rd inning)  
HR: Sconiers, Re. Jackson, Lynn
- 6/20/80 - at Boston (3rd inning)  
HR: Patek, R. Miller, Thompson
- 8/31/79 - at Cleveland (8th inning)  
HR: Aikens, Grich, J. Anderson
- 5/11/77 - vs. Baltimore (2nd inning - **consecutive**)  
HR: Bonds, Baylor, Ro. Jackson
- 6/19/76 - vs. Boston (5th inning)  
HR: Ro. Jackson, B. Jones, Guerrero
- 4/30/66 - at Boston (8th inning)  
HR: Reichardt 2, Knoop
- 7/25/64 - at Kansas City (6th inning)  
HR: W. Smith, Rodgers, Perry
- 8/28/62 - at Kansas City (4th inning - **consecutive**)  
HR: L. Thomas, Wagner, Rodgers
- 6/20/61 - vs. Boston (5th inning)  
HR: Wagner, Averill, Bilko



## FIVE & SIX-HIT GAMES IN CLUB ANNALS (61)

Lee Thomas	Sept. 5, 1961 at K.C.
Lee Thomas	May 6, 1962 vs. Bal.
Ron Wagner	Apr. 26, 1963 at Bal.
Willie Smith	July 25, 1964 at K.C.
Jose Cardenal	May 31, 1966 vs. Cle.
Vic Davalillo	Aug. 4, 1968 at Bos.
Tom Satriano	Aug. 11, 1968 at Bal.
Vada Pinson	Aug. 4, 1972 at K.C.
Richie Scheinblum	July 28, 1973 at K.C.
Denny Doyle	Apr. 30, 1974 at Bos.
Dave Collins	June 20, 1975 vs. Tex.
Bruce Bochte	Sept. 15, 1975 at Min.
Jerry Remy	May 31, 1977 at Cle.
Mario Guerrero	June 14, 1977 at Min.
Brian Downing	Apr. 15, 1979 at Oak.
Dan Ford	Aug. 10, 1979 vs. Sea.
Dickie Thon	May 28, 1980 vs. Tex.
Bobby Grich	July 13, 1980 at Det.
Rick Burleson	June 3, 1981 at Tor.
Rod Carew	Aug. 21, 1981 vs. Cle.
Don Baylor	Apr. 13, 1982 vs. Sea.
Rod Carew	Apr. 22, 1983 vs. Bal.
Juan Beniquez	May 29, 1984 at N.Y.
Bob Boone	June 17, 1988 at K.C.
Dave Winfield	Apr. 13, 1991 at Min.
Luis Polonia	May 13, 1991 at Cle.
Dave Gallagher	May 19, 1991 at Bal.
Luis Polonia	June 1, 1991 at Tor.
Dave Winfield	June 24, 1991 at K.C.
Tim Salmon	May 13, 1994 at Sea.
Chris Turner	July 5, 1994 at Bos.

Chili Davis	May 10, 1995 vs. Tex.
Tony Phillips	June 14, 1995 vs. Min.
Rex Hudler	May 26, 1996 vs. Bos.
<b>Garret Anderson</b>	<b>Sept. 27, 1996 at Tex. (6)</b>
Darin Erstad	June 9, 1998 at Ari.
Gary DiSarcina	June 13, 1998 at Tex.
Gary DiSarcina	Sept. 24, 1998 at Oak.
Randy Velarde	June 24, 1999 at Sea.
Mo Vaughn	June 24, 1999 at Sea.
Mo Vaughn	May 24, 2000 at Min.
Tim Salmon	July 19, 2002 vs. Sea.
Darin Erstad	Aug. 27, 2002 vs. T.B.
Eric Owens	Aug. 23, 2003 at Det.
Chone Figgins	May 14, 2004 at Bal.
David Eckstein	June 2, 2004 vs. Bos.
Jose Guillen	July 31, 2004 vs. Sea.
<b>Chone Figgins</b>	<b>June 18, 2007 vs. Hou. (6)</b>
Casey Kotchman	July 23, 2008 vs. Clew.
Kendry Morales	Aug. 28, 2009 vs. Oak.
Howie Kendrick	Aug. 25, 2010 vs. T.B.
Bobby Abreu	Apr. 3, 2011 at K.C.
Mark Trumbo	Sept. 10, 2013 at Tor.
Erick Aybar	July 3, 2015 at Tex.
<b>C.J. Cron</b>	<b>July 2, 2016 at Bos. (6)</b>
Carlos Perez	July 2, 2016 at Bos.
Yunel Escobar	July 26, 2016 at K.C.
Yunel Escobar	Aug. 17, 2016 vs. Sea.
Cameron Maybin	May 16, 2017 vs. CWS
Mike Trout	May 26, 2018 at NY (A.L.)
Mike Trout	Sept. 8, 2018 vs. CWS

Bold indicates club-record, six-hit game





# OPPONENTS GRAND SLAMS '99



- 1961 - Al Smith at Chicago, June 13 (Ron Kline)  
Carroll Hardy (BOS) at Wrigley Field, Aug. 25 (Johnny James)  
Wayne Causey (KC) at Wrigley Field, Aug. 31 (Jim Donohue)  
Al Smith at Chicago, Sept. 1 (Ryne Duren)  
Walt Bond (CLE) at Wrigley Field, Oct. 1 (Ryne Duren)
- 1962 - Brooks Robinson (BAL) at Chavez Ravine, May 6 (Ken McBride)  
Ed Charles at Kansas City, May 26 (Dean Chance)  
Roger Maris (NY) at Chavez Ravine, Aug. 21 (Jack Spring)  
Joe Peptide (NW) at Chavez Ravine, Aug. 21 (Dean Chance)
- 1963 - Dick Stuart at Boston, May 18 (Believer Ravine)  
Don Zimmer at Washington, July 7 (Paul Foytack)  
Lou Clinton (BOS) at Chavez Ravine, July 14 (Paul Foytack)  
Fred Whitfield at Cleveland, July 31 (Eli Grba)
- 1964 - Tony Oliva at Minnesota, May 7 (Jack Sprague)  
Tony Conigliaro (BAL) at Cleveland, June 3 (Dan Osinski)  
Lee Thomas at Boston, July 4 (Ken McBride)  
Rich Rollins at Minnesota, July 19 (Don Lee)
- 1965 - NONE
- 1966 - Mickey Mantle at New York, July 23 (Marcelino Lopez)  
Elston Howard at New York, July 24 (Lou Burdette)  
Fred Valentine at Washington, July 27 (Clyde Wright)
- 1967 - Curt Blefary (BAL) at Anaheim, June 6 (Lou Burdette)  
Paul Casanova at Washington, July 30 (Jim Coates)
- 1968 - Tom McCraw (CHI) at Anaheim, May 7 (Sammy Ellis)  
Davey Johnson at Baltimore, June 5 (Clyde Wright)  
Ken Harrelson at Boston, June 13 (Andy Messersmith)
- 1969 - Sal Bando at Oakland, Apr. 16 (George Brunet)  
Rick Monday (OAK) at Anaheim, Apr. 30 (George Brunet)  
Mickey Stanley at Detroit, May 13 (Andy Messersmith)  
Fred Talbot at Seattle, July 9 (Eddie Fisher)
- 1970 - Brent Aleya (MIN) at Anaheim, Apr. 15 (Andy Messersmith)  
Leo Cardenas at Minnesota, Sept. 15 (Tom Bradley)
- 1971 - Carlos May at Chicago, Sept. 18 (Tom Murphy)
- 1972 - Eric Soderholm at Minnesota, June 26 (Eddie Fisher)  
John Briggs at Milwaukee, July 14 (Nolan Ryan)  
John Mayberry (KC) at Anaheim, Sept. 2 (Rudy May)
- 1973 - **Danny Walton at Minnesota, Apr. 17 (Steve Barber)**  
Bobby Darwin (MIN) at Anaheim, June 29 (Nolan Ryan)  
Jeff Burroughs at Texas, July 26 (Bill Singer)  
Dick Green (OAK) at Anaheim, Aug. 5 (Steve Barber)  
Joe Lahoud (MIL) at Anaheim, Aug. 22 (Aurelio Monteagudo)
- 1974 - Jeff Burroughs (TEX) at Anaheim, Apr. 9 (Skip Lockwood)  
George Hendrick at Cleveland, Apr. 28 (Dick Selma)  
Bill Sudakis at New York, June 11 (Dick Ladd)  
Sal Bando at Oakland, June 24 (Barry Razzano)  
Hal McRae at Kansas City, Sept. 26 (Chuck Dobson)
- 1975 - Sal Bando at Oakland, May 14 (Chuck Dobson)  
Mike Cubbage (TEX) at Anaheim, June 10 (Bill Singer)  
Frank White (KC) at Anaheim, June 25 (Luis Quintana)
- 1976 - Rod Carew at Minnesota, July 4 (Sid Monge)  
Charlie Spikes at Cleveland, July 22 (Frank Tanana)
- 1977 - Bucky Dent at New York, May 3 (Mike Cuellar)  
Mike Jorgensen (OAK) at Anaheim, July 2 (Dave LaRoche)  
Ken Singleton (BAL) at Anaheim, Sept. 15 (Ken Brett)  
Pat Kelly at Baltimore, Aug. 29 (Nolan Ryan)
- 1978 - Leon Roberts at Seattle, Aug. 12 (Chris Knapp)
- 1979 - Lee May at Baltimore, May 5 (Don Aase)  
Andre Thornton at Cleveland, Sept. 1 (Jim Barr)
- 1980 - NONE
- 1981 - Roy Smalley (MIN) at Anaheim, Apr. 18 (Bill Travers)  
Doug DeCinces at Baltimore, Aug. 27 (Don Aase)
- 1982 - Steve Kemp (CHI) at Anaheim, June 19 (Luis Sanchez)
- 1983 - Tony Bernazard (SEA) at Anaheim, Aug. 13 (Ken Forsch)
- 1984 - Kent Hrbek at Minnesota, Apr. 16 (John Curtis)  
Lloyd Moseley at Toronto, Aug. 15 (Mike Witt)  
Wayne Gross (BAL) at Anaheim, May 27 (Mike Witt)  
Dwight Evans at Boston, July 15 (Bruce Kison)  
Bill Buckner (BOS) at Anaheim, July 21 (Curt Kaufman)  
Randy Bush at Minnesota, July 28 (Jim Slaton)  
Chet Lemon (DET) at Anaheim, Aug. 26 (Curt Kaufman)  
Darryl Motley at Kansas City, Sept. 24 (Frank LaCorte)
- 1985 - Dave Collins (OAK) at Anaheim, Aug. 17 (Mike Witt)  
Eddie Murray (BAL) at Anaheim, Aug. 26 (Alan Fowlkes)
- 1986 - Jim Presley at Seattle, Apr. 8 (Ken Forsch)  
Danny Tartabull (SEA) at Anaheim, Aug. 10 (Don Sutton)  
Rick Gedman (BOS) at Anaheim, July 25 (Vern Ruhle)  
Pete Incaviglia (TEX) at Anaheim, Sept. 28 (Mike Witt)
- 1987 - Tony Phillips (OAK) at Anaheim, Apr. 20 (Gary Lucas)  
Matt Nokes (DET) at Anaheim, Apr. 30 (Mike Cook)  
Tony Bernazard (CLE) at Anaheim, June 10 (John Candelaria)  
Mike Kingery (SEA) at Anaheim, Aug. 2 (Kirk McCaskill)  
Mike Pagliarulo at New York, Sept. 4 (Kirk McCaskill)
- 1988 - Mark McGwire at Oakland, Aug. 11 (DeWayne Buice)  
**Pete O'Brien (TEX) at Anaheim, Sept. 18 (Bryan Harvey)**
- 1989 - Jeffrey Leonard at Seattle, Apr. 14 (Mike Witt)  
Bo Jackson (KC) at Anaheim, Sept. 27 (Willie Fraser)
- 1990 - Darryl Hamilton at Milwaukee, July 8 (Mark Eichhorn)
- 1991 - Randy Milligan at Baltimore, July 23 (Bryan Harvey)  
Craig Grebeck (CHI) at Anaheim, Sept. 15 (Kyle Abbott)  
Tim Spehr at Kansas City, Sept. 29 (Jim Abbott)
- 1992 - Tino Martinez (SEA) at Anaheim, Apr. 25 (Joe Grahe)  
Albert Belle at Cleveland, July 8 (Joe Grahe)
- 1993 - Kirk Gibson (DET) at Anaheim, Apr. 9 (Scott Sanderson)  
Joe Carter at Toronto, June 8 (Darryl Scott)  
Juan Gonzales (TEX) at Anaheim, June 17 (Ken Patterson)  
George Bell (CHI) at Anaheim, June 20 (Russ Springer)  
Julio Franco at Texas, Aug. 10 (Phil Leftwich)  
Dave Henderson at Oakland, Oct. 1 (Mark Holzemeyer)
- 1994 - Matt Nokes at New York, Apr. 25 (Mark Leiter)  
Dick Schofield at Toronto, May 28 (Mark Langston)  
Kirk Gibson (DET) at Anaheim, June 11 (Mike Butcher)  
**Hubie Brooks at Kansas City, June 13 (Bob Patterson)**  
Cal Ripken Jr. at Baltimore, July 3 (Brian Anderson)

- 1995 - Reggie Jefferson (BOS) at Anaheim, May 26 (Mike Butcher)  
Mark McGwire at Oakland, June 30 (Lee Smith)  
Mike Mieske (MIL) at Anaheim, July 9 (Chuck Finley)  
Albert Belle at Cleveland, July 14 (Lee Smith)  
Matt Blawie (SEA) at Anaheim, Aug. 3 (Mike Butcher)
- 1996 - Dan Wilson at Seattle, Apr. 16 (Jim Abbott)  
Mark McGwire at Oakland, May 1 (Phil Leftwich)  
Chuck Knoblauch at Minnesota, June 5 (Mark Eichhorn)  
Geronimo Berroa (OAK) at Anaheim, July 2 (Shad Williams)  
Matt Stairs at Oakland, July 15 (Ryan Hancock)  
Tony Clark at Detroit, Aug. 1 (Greg Gohr)  
Johnny Damon (KC) at Anaheim, Aug. 10 (Jim Abbott)
- 1997 - Cal Ripken (BAL) at Anaheim, May 6 (Pep Harris)  
Rich Aurilio (SF) at Anaheim, June 17 (Allen Watson)  
Marcus Grissom (CLE) at Anaheim, Aug. 27 (Allen Watson)  
Bobby Higginson at Detroit, Sept. 6 (Allen Watson)  
Lee Stevens (TEX) at Anaheim, Sept. 26 (Mike Holtz)
- 1998 - Yamil Benitez at Arizona, June 9 (Chuck Finley)
- 1999 - Brady Anderson (BAL) at Anaheim, May 27 (Mike Magnante)  
Devon White at Los Angeles, June 5 (Tim Lincecum)  
Rafael Palmeiro at Texas, July 22 (Steve Sparks)
- 2000 - Brad Fullmer at Toronto, Apr. 18 (Tom Peaches)  
Darrin Fletcher at Toronto, Apr. 20 (Kent Mercker)  
Royce Clayton at Texas May 12 (Scott Schoeneweis)  
Ben Greve at Oakland, July 22 (Brian Cooper)  
Roberto Alomar (CLE) at Anaheim, July 26 (Mark Petkovsek)
- 2001 - John Olerud at Seattle, Apr. 21 (Jarrod Washburn)  
Doug Mirabelli (SF) at Anaheim, May, 21 (Scott Schoeneweis)  
Koskie Koskie at Minnesota, Sept. 8 (Pat Rapp)
- 2002 - Mark McLemore at Seattle, Apr. 22 (Scott Schoeneweis)  
Raul Ibanez at Kansas City, July 14 (Ramon Ortiz)
- 2003 - Vernon Wells at Toronto, May 3 (Ben Weber)  
Brian Roberts (BAL) at Anaheim, May 22 (Troy Percival)  
Brian Roberts at Baltimore, May 28 (Ramon Ortiz)  
Jose Reyes (NYM) at Anaheim, June 15 (Jarrod Washburn)  
Bret Boone at Seattle, June 17 (Kevin Appier)  
Tony Batista at Cleveland, July 22 (Jarrod Washburn)  
David Segui at Baltimore, July 20 (Francisco Rodriguez)  
Randy Winn at Seattle, Sept. 13 (Francisco Rodriguez)  
Miguel Tejada (OAK) at Anaheim, Sept. 15 (Ramon Ortiz)  
Mike Blalock at Texas, Sept. 20 (Aaron Sele)
- 2004 - Brandon Ingel at Detroit, Apr. 27 (Scott Shields)
- 2005 - Alex Rodriguez at New York, Apr. 26 (Bartolo Colon)  
Randy Winn (SEA) at Anaheim, July 8 (Joel Peralta)  
Miguel Tejada at Baltimore, Aug. 23 (Francisco Rodriguez)
- 2006 - Nick Swisher at Oakland, Apr. 22 (Jeff Weaver)  
Travis Hafner at Cleveland, June 3 (Brendan Donnelly)  
Richie Sexson (SEA) at Anaheim, June 10 (John Lackey)  
Mark DeRoza (TEX) at Anaheim, Aug. 4 (John Lackey)  
Nelson Cruz at Texas, Aug. 16 (Kevin Gregg)
- 2007 - **Ben Broussard (SEA) at Anaheim, Apr. 21 (Scott Shields)**  
David Ortiz at Boston, Aug. 18 (Jered Weaver)  
Hank Blalock (TEX) at Anaheim, Sept. 2 (Scott Shields)
- 2008 - Ben Broussard (TEX) at Anaheim, Apr. 4 (Dustin Moseley)  
Carlos Quentin (CWS) at Anaheim, May 14 (Scott Shields)  
Mark Ellis June 8, 2008 at Oakland (walk-off, C. Bochech)
- 2009 - Ichiro Suzuki at Seattle, Apr. 15 (Jason Bulger)  
Jason Kubel at Minnesota, Apr. 17 (Jason Bulger)  
Clete Thomas at Detroit, June 7 (Jason Bulger)
- 2010 - Brennan Boesch at Detroit, Apr. 30 (Joel Pineiro)  
Brad Penny at St. Louis, May 21 (Joel Pineiro)  
Ryan Braun (MIL) at Anaheim, June 14 (Joe Saunders)  
Vladimir Guerrero (TEX) at Anaheim, June 30 (Scott Kazmir)  
Rajai Davis at Oakland, July 10 (Scott Kazmir)  
Marco Scutaro (BOS) at Anaheim, July 28 (Fernando Rodney)  
Ryan Kalish at Boston, Aug. 17 (Jered Weaver)  
Lou Marson (CLE) at Anaheim, Sept. 7 (Francisco Rodriguez)
- 2011 - Conor Jackson at Oakland, July 17 (Joel Pineiro)  
Michael Cuddyer (MIN) at Anaheim, Aug. 3 (H. Takahashi)  
Robinson Cano at New York, Aug. 11 (Scott Downs)  
Adam Lind at Toronto, Aug. 13 (Jered Weaver)  
David Murphy at Texas, Aug. 26 (Dan Haren)
- 2012 - Nelson Cruz at Texas, May 13 (Jered Weaver)
- 2013 - Chris Hermann (MIN) at Anaheim, July 23 (Ernesto Frieri)  
Alfonso Soriano at New York (AL), Aug. 15 (Jered Weaver)  
Anthony Gose at Toronto, Sept. 9 (Jerome Williams)  
Matt Dominguez at Houston, Sept. 13 (Cory Rasmus)
- 2014 - Brandon Moss (OAK) at Oakland, May 30 (Garrett Richards)  
Nick Swisher at Cleveland, June 19 (Ernesto Frieri)  
Omar Infante at Kansas City, June 27 (Matt Shoemaker)  
Chris Carter (HOU) at Anaheim, July 5 (Hector Santiago)
- 2015 - Yan Gomez (CLE) at Cleveland, May 29 (Garrett Richards)  
Abraham Almonte (CLE) at Cleveland, May 30 (Jered Weaver)
- 2016 - Ian Kinsler (DET) vs. Detroit, May 31 (Cam Bedrosian)  
Coco Crisp (SEA) vs. Oakland, June 26 (Hector Santiago)  
Seth Smith (SEA) vs. Seattle, Sept. 13 (Mike Morin)
- 2017 - Bradley Zimmer at Cleveland, July 25 (Jesse Chavez)  
Edwin Encarnacion at Cleveland, July 25 (Bud Norris)  
Steve Pearce (TOR) at Toronto, July 30 (Bud Norris)  
Manny Machado (BAL) vs. Baltimore, Aug. 7 (J.C. Ramirez)  
Manny Machado (BAL) at Baltimore, Aug. 18 (Keynan Middleton)
- 2018 - Rafael Devers (BOS) vs. Baltimore, April 18 (Tyler Skaggs)  
Daniel Robertson (TB) vs. Tampa Bay, May 19 (Andrew Heaney)  
James McCann (DET) at Detroit, May 28 (Tyler Skaggs)  
George Springer (HOU) vs. Houston, July 21 (Noe Ramirez)  
Marwin Gonzalez (HOU) vs. Houston, Aug. 24 (Andrew Heaney)  
Jim Johnson (COL) vs. Colorado, Aug. 27 (Jim Johnson)  
Yuli Gurriel (HOU) at Houston, Sept. 21 (Andrew Heaney)

**BOLD - Pinch-hit Grand Slam**

CLUB HISTORY





# ANGELS MISC. HOME RUNS

## PINCH-HIT HOME RUNS (136)

- 1961 — (7).....Steve Bilko, Ken Hunt, Ted Kluszewski, Albie Pearson, Del Rice, Lee Thomas and Leon Wagner
- 1962 — (5).....Earl Averill, Tom Burgess, Ed Sadowski, Tom Satriano and Leon Wagner
- 1963 — (2).....Hank Foiles and Frank Kostro
- 1964 — (2).....Jim Fregosi and Tom Satriano
- 1965 — (1).....Julio Gotay
- 1966 — (4).....Joe Adcock (3) and Jose Cardenal
- 1967 — (3).....Jimmie Hall, Jay Johnstone and John Werhas
- 1968 — (2).....Ed Kirkpatrick and Roger Repoz
- 1969 — (1).....Billy Cowan
- 1970 — (2).....Billy Cowan and Jay Johnstone
- 1971 — (4).....Jim Fregosi, Syd O'Brien, Roger Repoz and Tom Reynolds
- 1972 — (3).....Jack Hiatt, Syd O'Brien and John Stephenson
- 1973 — (3).....Mike Epstein, Winston Llenas and Frank Robinson
- 1974 — (2).....Charlie Sands and Winston Llenas
- 1975 — (1).....Adrian Garrett
- 1976 — (1).....Ron Jackson
- 1977 — (3).....Ike Hampton and Tony Solaita (2)
- 1978 — (2).....Merv Rettenmund and Joe Rudi
- 1980 — (2).....Al Cowens and Jason Thompson
- 1981 — NONE
- 1982 — (1).....Rod Carew
- 1983 — (4).....Daryl Sconiers (2), Rob Wilfong and Reggie Jackson
- 1984 — (3).....Jerry Narron (2) and Daryl Sconiers
- 1985 — (2).....Juan Beniquez and Jerry Narron
- 1986 — (4).....Ruppert Jones (2), Bobby Grich and Mark Ryal
- 1987 — (9).....George Hendrick (3), Jack Howell (2), Ruppert Jones (2) and Mark Ryal (2)
- 1988 — (3).....Tony Armas, George Hendrick and Johnny Ray
- 1989 — (1).....Claudell Washington
- 1990 — (2).....Jack Howell and Dave Winfield

- 1991 — (2).....Bobby Rose and Max Venable
- 1992 — (3).....Bobby Rose, Gary Gaetti and Damion Easley
- 1993 — (3).....Torey Lovullo and Greg Myers (2)
- 1994 — (2).....Dwight Smith and Bo Jackson
- 1995 — (1).....Eduardo Perez
- 1996 — (7).....Jack Howell (4), Mike Aldrete (2) and Jim Edmonds
- 1997 — NONE
- 1998 — NONE
- 1999 — (2).....Todd Greene and Matt Luke
- 2000 — (2).....Scott Spiezio (2)
- 2001 — (4).....Shawn Wooten (2), Orlando Palmeiro and Bengie Molina
- 2002 — (2).....Jeff DaVanon and Julio Ramirez
- 2003 — (1).....Adam Kennedy
- 2004 — (2).....Shane Halter and Andres Galarraga
- 2005 — (1).....Dallas McPherson
- 2006 — (4).....Tim Salmon (2), Robb Quinlan and Dallas McPherson
- 2007 — (2).....Robb Quinlan and Brandon Wood
- 2008 — NONE
- 2009 — (2).....Gary Matthews Jr. and Kendrys Morales
- 2010 — NONE
- 2011 — (2).....Russell Branan (2)
- 2012 — (2).....Alberto Callaspo and Kendrys Morales
- 2013 — (3).....Hank Conger, Grant Green and Chris Iannetta
- 2014 — (1).....David Freese
- 2015 — (2).....C.J. Cron and Jett Bandy
- 2016 — (1).....Jeffrey Marte
- 2017 — (1).....C.J. Cron
- 2018 — (5).....Jose Briceño (2), Jeffery Marte, Shohei Ohtani (2)

## BOLD - Grand Slam

## INSIDE-THE-PARK HOME RUNS (26)

- 1962 — Jim Fregosi, Sept. 19 vs. Baltimore (Steve Barber)
- 1963 — Jim Fregosi, Sept. 6 vs. Kansas City (Dave Wickersham)
- 1964 — Buck Rodgers, Sept. 7 vs. Boston (Dick Radatz)
- 1966 — Paul Schaal, Aug. 2 vs. New York (Hal Reniff)  
Jose Cardenal, Aug. 30 vs. Boston (Roland Sheldon)
- 1967 — Rick Reichardt, June 25 at Kansas City (John Odom)  
Jose Cardenal, Aug. 13 at Boston (Jim Lonborg)
- 1969 — Sandy Alomar, June 23 vs. Minnesota (Dick Woodson)  
Rick Reichardt, Sept. 24 vs. Seattle (Gene Brabender)
- 1971 — Ken McMullen, Sept. 5 at Milwaukee (Skip Lockwood)
- 1972 — Leo Cardenas, July 15 at Milwaukee (Gary Ryerson)
- 1973 — Rudy Meoli, July 28 at Kansas City (Gene Garber)
- 1976 — Dave Collins, Sept. 23 vs. Texas (Tommy Boggs)
- 1977 — Bobby Bonds, Aug. 3 vs. New York (Ron Guidry)
- 1983 — Gary Pettis, Sept. 27 vs. Toronto (Luis Leal)
- 1984 — Rob Picciolo, July 4 at Toronto (Dave Stieb)
- 1987 — Gary Pettis, Apr. 22 vs. Oakland (Curt Young)
- 1990 — Luis Polonia, Aug. 14 vs. New York (Tim Learly)
- 1991 — Luis Polonia, Aug. 9 vs. Oakland (Dave Stewart)
- 1996 — Darin Erstad, Sept. 6 at Minnesota (Brad Radke)
- 1997 — Darin Erstad, May 24 at Toronto (Woody Williams)
- 2006 — Vladimir Guerrero, May 26 vs. Baltimore (Todd Williams)  
Dallas McPherson, June 17 vs. San Diego (Jake Peavy)  
Chone Figgins, Sept. 29 vs. Oakland (Kiko Calero)
- 2007 — Gary Matthews Jr., June 17 at Los Angeles-NL (Brett Tomko)
- 2012 — Peter Bourjos, Apr. 11 at Minnesota (Carl Pavano)

## HOME RUN IN FIRST AT-BAT AS ANGEL (10)

- Ted Kluszewski, Apr. 11, 1961
- Bob Cerv, Apr. 11, 1961
- Don Rose, May 24, 1972 (1st Major League at-bat)
- Frank Robinson, Apr. 6, 1973
- Dave Machermer, June 21, 1978 (1st Major League at-bat)
- Mark Ryal, Sept. 2, 1986
- Claudell Washington, Apr. 4, 1989
- Dave Parker, Apr. 9, 1991
- Von Hayes, Apr. 7, 1992
- Mike Napoli, May 4, 2006 (1st Major League at-bat)

## HOME RUN IN FIRST GAME AS ANGEL (29)

- Ted Kluszewski, April 11, 1961
- Bob Cerv, April 11, 1961
- Lou Clinton, June 5, 1964
- Vic Power, June 14, 1964
- Don Mincher, April 11, 1967
- Woodie Held, June 16, 1967
- Ken McMullen, April 28, 1970
- Billy Parker, Sept. 9, 1971
- Bob Oliver, May 7, 1972
- Frank Robinson, April 6, 1973
- Richie Scheinblum, June 16, 1973
- Orlando Alvarez, May 13, 1976
- Joe Rudi, April 6, 1977
- Dave Machermer, June 21, 1978
- Mark Ryal, Sept. 2, 1986
- Claudell Washington, April 4, 1989
- Dave Parker, April 9, 1991
- Von Hayes, April 7, 1992
- Rene Gonzales, April 12, 1992
- J.T. Snow, April 6, 1993
- Eduardo Perez, July 27, 1993
- Andy Allanson, April 26, 1995
- Mike Napoli, May 4, 2006
- Kendrys Morales, May 23, 2006
- Hideki Matsui, April 5, 2010
- Paul McNulty, July 4, 2010
- Carlos Perez, May 5, 2015
- Jose Briceño, May 26, 2018
- Francisco Arcia, July 26, 2018

CLUB HISTORY



Hideki Matsui homers Opening Day, April 5, 2010 vs. Minn.

# CAREER LEADERS PITCHING



COMBINED ERA ★	
1. Dean Chance	2.83
2. Nolan Ryan	3.07
3. Frank Tanana	3.08
4. George Brunet	3.13
5. Clyde Wright	3.28
6. Jered Weaver	3.55
7. Rudy May	3.67
8. Chuck Finley	3.72
9. Mike Witt	3.76
10. John Lackey	3.81

WINS	
1. Chuck Finley	165
2. Jered Weaver	150
3. Nolan Ryan	138
4. Mike Witt	109
5. Frank Tanana	102
John Lackey	102
7. Ervin Santana	96
8. Mark Langston	88
9. Clyde Wright	87
10. Kirk McCaskill	78

LOSSES	
1. Chuck Finley	140
2. Nolan Ryan	121
3. Mike Witt	107
4. Jered Weaver	93
5. Clyde Wright	85
6. Ervin Santana	80
7. Frank Tanana	78
8. Rudy May	76
9. Mark Langston	74
Kirk McCaskill	74
Jim Abbott	74

GAMES	
1. Troy Percival	579
2. Scott Shields	491
3. Chuck Finley	436
4. Francisco Rodriguez	408
5. Jered Weaver	322
6. Kevin Jepsen	315
7. Mike Witt	314
8. Dave LaRoche	304
9. Mike Holtz	301
10. Nolan Ryan	291

STARTS	
1. Chuck Finley	379
2. Jered Weaver	322
3. Nolan Ryan	288
4. Mike Witt	272
5. John Lackey	233
Ervin Santana	233
7. Frank Tanana	218
8. Mark Langston	210
9. Kirk McCaskill	189
Clyde Wright	189

COMPLETE GAMES	
1. Nolan Ryan	156
2. Frank Tanana	92
3. Mike Witt	70
4. Chuck Finley	57
5. Clyde Wright	51
6. Dean Chance	48
7. Andy Messersmith	42
Geoff Zahn	42
9. Rudy May	35
Bill Singer	35

SHUTOUTS	
1. Nolan Ryan	40
2. Frank Tanana	24
3. Dean Chance	21
4. George Brunet	21
Chuck Finley	14
6. Geoff Zahn	13
7. Rudy May	12
8. Kirk McCaskill	11
Andy Messersmith	11
10. Mike Witt	10

SAVES (BLOWN SAVES)-RATE	
1. Troy Percival	316 (50) 86.3%
2. Francisco Rodriguez	208 (33) 86.3%
3. Bryan Harvey	126 (28) 81.8%
4. Ernesto Frieri	71 (10) 87.7%
Brian Fuentes	71 (11) 86.6%
6. Huston Street	66 (10) 86.8%
7. Dave LaRoche	65 (22) 74.7%
8. Donnie Moore	61 (21) 74.4%
9. Bob Lee	58 (19) 75.3%
10. Joe Grahe	45 (11) 80.4%

STARTERS ERA #	
1. Dean Chance	2.86
2. Andy Messersmith	2.94
3. Nolan Ryan	3.05
4. Frank Tanana	3.08
5. George Brunet	3.12
6. Clyde Wright	3.27
7. Jim McGlothlin	3.29
9. Fred Newman	3.44
5. Garret Richards	3.45
10. Jered Weaver	3.55

INNINGS PITCHED	
1. Chuck Finley	2,675
2. Nolan Ryan	2,181.1
3. Jered Weaver	2,025
4. Mike Witt	1,965.1
5. Frank Tanana	1,615.1
6. John Lackey	1,501
7. Ervin Santana	1,475.2
8. Mark Langston	1,445.1
9. Clyde Wright	1,403.1
10. Dean Chance	1,236.2

HITS	
1. Chuck Finley	2,544
2. Mike Witt	1,932
3. Jered Weaver	1,861
4. Nolan Ryan	1,520
5. John Lackey	1,519
6. Frank Tanana	1,461
7. Ervin Santana	1,444
8. Mark Langston	1,341
9. Clyde Wright	1,310
10. Kirk McCaskill	1,191

HOME RUNS	
1. Chuck Finley	254
2. Jered Weaver	246
3. Ervin Santana	203
4. Mike Witt	167
5. John Lackey	151
6. Jarrod Washburn	150
7. Frank Tanana	146
8. Mark Langston	145
9. Ramon Ortiz	136
10. Nolan Ryan	115

BASES ON BALLS	
1. Nolan Ryan	1,302
2. Chuck Finley	1,118
3. Mike Witt	656
4. Mark Langston	551
5. Jered Weaver	539
6. Rudy May	484
7. Ervin Santana	475
8. Dean Chance	462
9. Clyde Wright	449
10. Kirk McCaskill	448

STRIKEOUTS	
1. Nolan Ryan	2,416
2. Chuck Finley	2,151
3. Jered Weaver	1,598
4. Mike Witt	1,283
5. Frank Tanana	1,233
6. John Lackey	1,201
7. Ervin Santana	1,167
8. Mark Langston	1,112
9. Dean Chance	857
10. Rudy May	844

MOST SO/9 IP *	
1. Ernesto Frieri	12.62
2. Francisco Rodriguez	11.70
3. Jordan Walden	10.83
4. Bryan Harvey	10.68
5. Blake Parker	10.50
6. Troy Percival	10.43
7. Nolan Ryan	9.97
8. <b>CAM BEDROSIAN</b>	<b>9.60</b>
9. Jason Bulger	9.44
10. Brendan Donnelly	9.00

FEWEST HITS/9 IP *	
1. Troy Percival	6.03
2. Francisco Rodriguez	6.08
3. Ken Tatum	6.12
4. Nolan Ryan	6.27
5. Bryan Harvey	6.41
6. Andy Messersmith	6.53
7. Bob Lee	6.62
8. Ernesto Frieri	6.66
9. Michael Kohn	6.85
10. Blake Parker	6.94

LOWEST WHIP *	
1. Blake Parker	1.03
2. Ken Tatum	1.05
3. Joe Smith	1.08
4. Bob Lee	1.09
5. Troy Percival	1.10
6. Art Fowler	1.11
7. Francisco Rodriguez	1.11
8. Bryan Harvey	1.12
9. Fernando Salas	1.13
10. Tom Morgan	1.13

RELIEF ERA *	
1. Bob Lee	1.97
2. Scott Downs	2.10
3. Ken Tatum	2.16
4. Francisco Rodriguez	2.35
5. Bryan Harvey	2.49
6. Greg Minton	2.66
7. Donnie Moore	2.75
8. Dan Aase	2.76
9. Mark Eichhorn	2.81
10. Lloyd Allen	2.82

FEWEST BB/9 IP *	
1. Matt Shoemaker	2.13
2. Paul Hartzell	2.14
3. Fernando Salas	2.20
4. Ken Forsch	2.24
5. Tom Morgan	2.27
6. Fred Newman	2.27
7. Mark Eichhorn	2.31
8. Minnie Rojas	2.34
9. Frank Tanana	2.35
10. Blake Parker	2.36

FEWEST HR/9 IP *	
1. Mark Eichhorn	0.32
2. Mark Clear	0.32
3. Greg Minton	0.35
4. Dean Chance	0.44
5. Fernando Rodney	0.45
6. Nolan Ryan	0.47
7. Lloyd Allen	0.49
8. Scott Downs	0.49
9. Paul Hartzell	0.49
10. Kevin Jepsen	0.51

RELIEF WINS	
1. Scot Shields	42
2. Dave LaRoche	34
3. Shigetoshi Hasegawa	30
4. Troy Percival	29
5. Luis Sanchez	28
6. Francisco Rodriguez	23
Brendan Donnelly	23
8. Mark Clear	22
9. Minnie Rojas	21
10. Four players tied	19

ALL CAPS/BOLD — Current Angel

★ Minimum of 1000 IP

# Minimum of 90 starts

\* Minimum of 100 games

CLUB HISTORY





# SINGLE SEASON PITCHING

ERA			
(based on min. of 162 IP)			
1.	Dean Chance	1.65	1964★
2.	Nolan Ryan	2.28	1972
3.	Chuck Finley	2.40	1990
4.	Jered Weaver	2.41	2011
5.	Frank Tanana	2.43	1976
6.	Andy Messersmith	2.52	1969
7.	Frank Tanana	2.54	1977★
8.	George Brunet	2.56	1965
9.	Chuck Finley	2.57	1989
10.	Rickey Clark	2.59	1967

WINS			
1.	Nolan Ryan	22	1974
	Clyde Wright	22	1970
3.	Bartolo Colon	21	2005★
	Nolan Ryan	21	1973
5.	Jered Weaver	20	2012H
	Bill Singer	20	1973
	Andy Messersmith	20	1971
	Dean Chance	20	1964★
9.	John Lackey	19	2007
	Mark Langston	19	1991
	Nolan Ryan	19	1977
	Frank Tanana	19	1976
	Nolan Ryan	19	1972

LOSSES			
1.	Kirk McCaskill	19	1991★
	Frank Tanana	19	1974
	Clyde Wright	19	1973
	George Brunet	19	1967★
5.	Jim Abbott	18	1996★
	Nolan Ryan	18	1976
	Dean Chance	18	1963

GAMES			
1.	Scott Shields	78	2005
2.	José Álvarez	76	2018
	Joe Smith	76	2014
	Francisco Rodriguez	76	2008★
5.	Dane De La Rosa	75	2013
6.	Kevin Jepsen	74	2014
	Scott Shields	74	2006
8.	Fernando Salas	72	2015
	Fernando Rodney	72	2010
	Minnie Rojas	72	1967

STARTS			
1.	Nolan Ryan	41	1974
2.	Bill Singer	40	1973
3.	Nolan Ryan	39	1976
	Nolan Ryan	39	1973
	Nolan Ryan	39	1972
	Clyde Wright	39	1970
7.	Andy Messersmith	38	1971
	Tom Murphy	38	1970
9.	Nolan Ryan	37	1977
	Clyde Wright	37	1971
	George Brunet	37	1967
	Dean Chance	37	1966

COMPLETE GAMES			
1.	Nolan Ryan	26	1974
	Nolan Ryan	26	1973
3.	Frank Tanana	23	1976
4.	Nolan Ryan	22	1977★
5.	Nolan Ryan	21	1976
6.	Frank Tanana	20	1977
	Nolan Ryan	20	1972
8.	Bill Singer	19	1973
9.	Nolan Ryan	17	1979
10.	Ed Figueroa	16	1975
	Frank Tanana	16	1975

SHUTOUTS			
1.	Dean Chance	11	1964★
2.	Nolan Ryan	9	1972★
3.	Frank Tanana	7	1977★
	Nolan Ryan	7	1976★
5.	Jim McGlothlin	6	1967

SAVES			
1.	Francisco Rodriguez	62	2008★
2.	Brian Fuentes	48	2009★
3.	Francisco Rodriguez	47	2006★
4.	Bryan Harvey	46	1991★
5.	Francisco Rodriguez	45	2005★
6.	Troy Percival	42	1998
7.	Huston Street	40	2015
	Francisco Rodriguez	40	2007
	Troy Percival	40	2002
10.	Troy Percival	39	2001

INNINGS PITCHED			
1.	Nolan Ryan	332.2	1974★
2.	Nolan Ryan	326	1973
3.	Bill Singer	315.2	1973
4.	Nolan Ryan	299	1977
5.	Frank Tanana	288.1	1976
6.	Nolan Ryan	284.1	1976
7.	Nolan Ryan	284	1972
8.	Dean Chance	278.1	1964★
9.	Andy Messersmith	276.2	1971
	Clyde Wright	276.2	1971

HOME RUNS			
1.	Ramon Ortiz	40	2002★
	Shawn Boskie	40	1996★
3.	Ervin Santana	39	2012★
4.	Bartolo Colon	38	2004
	Don Sutton	38	1987
6.	Jered Weaver	37	2016
	Allen Watson	37	1997★
8.	Ricky Nolasco	35	2017
9.	Jarrod Washburn	34	2003★
	Mike Witt	34	1987

BASES ON BALLS			
1.	Nolan Ryan	204	1977★
2.	Nolan Ryan	202	1974★
3.	Nolan Ryan	183	1976★
4.	Nolan Ryan	162	1973★
5.	Nolan Ryan	157	1972★
6.	Nolan Ryan	148	1978★
7.	Nolan Ryan	132	1975
8.	Bill Singer	130	1973
9.	Bo Belinsky	122	1962★
10.	Andy Messersmith	121	1971

STRIKEOUTS			
1.	Nolan Ryan	383	1973★
2.	Nolan Ryan	367	1974★
3.	Nolan Ryan	341	1977★
4.	Nolan Ryan	329	1972★
5.	Nolan Ryan	327	1976★
6.	Frank Tanana	269	1975★
7.	Frank Tanana	261	1976
8.	Nolan Ryan	260	1978★
9.	Bill Singer	241	1973
10.	Jered Weaver	233	2010★

MOST SO/9 IP			
(min. of 162 IP)			
1.	Nolan Ryan	10.57	1973★
2.	Nolan Ryan	10.43	1972★
3.	Nolan Ryan	10.35	1976★
4.	Nolan Ryan	10.26	1977★
5.	Nolan Ryan	9.97	1978★
6.	Nolan Ryan	9.93	1974★
7.	Frank Tanana	9.41	1975★
8.	Jered Weaver	9.35	2010
9.	Nolan Ryan	9.01	1979★
10.	ANDREW HEANEY	9.00	2018

FEWEST HITS/9 IP			
(min. of 162 IP)			
1.	Nolan Ryan	5.26	1972★
2.	Nolan Ryan	5.96	1977★
3.	Nolan Ryan	5.98	1974★
4.	Andy Messersmith	6.08	1969★
5.	Nolan Ryan	6.11	1976★
6.	Dean Chance	6.27	1964
7.	Nolan Ryan	6.57	1973
8.	Garrett Richards	6.62	2014
9.	Frank Tanana	6.62	1976
10.	Andy Messersmith	6.63	1972

FEWEST BB/9 IP			
(min. of 162 IP)			
1.	Paul Byrd	1.23	2005
2.	Dan Haren	1.25	2011★
3.	Ken Forsch	1.59	1981
4.	Bert Blyleven	1.64	1989
5.	Bartolo Colon	1.74	2005
6.	Paul Hartzell	1.81	1977
7.	Fred Newman	1.85	1964
8.	Tommy John	1.88	1983
9.	Don Sutton	1.93	1987
10.	Ervin Santana	1.93	2008

LOWEST WHIP			
(min. of 162 IP)			
1.	Frank Tanana	0.99	1976
2.	Dean Chance	1.01	1964
3.	Jered Weaver	1.01	2011
4.	Jered Weaver	1.02	2012
5.	Dan Haren	1.02	2011
6.	Garrett Richards	1.04	2014
7.	George Brunet	1.06	1968
8.	Jered Weaver	1.07	2010
9.	Andy Messersmith	1.08	1969
10.	Mike Witt	1.08	1986

FEWEST HR/9 IP			
(min. of 162 IP)			
1.	Dean Chance	0.23	1964★
2.	Andy Messersmith	0.27	1972
3.	Garrett Richards	0.27	2014★
4.	Paul Hartzell	0.33	1976
5.	Nolan Ryan	0.36	1977★
6.	Dean Chance	0.36	1963
7.	Mike Witt	0.40	1982★
8.	George Brunet	0.41	1965
9.	Nolan Ryan	0.41	1976
10.	Ken Forsch	0.41	1981

RELIEF WINS			
1.	Minnie Rojas	12	1967
	Jack Sanford	12	1966
3.	Mark Clear	11	1980
	Mark Clear	11	1979
5.	Jose Arredondo	10	2008
	Scott Shields	10	2005
	Shigetoshi Hasegawa	10	2000
	Dave LaRoche	10	1978
	Mark Petkovsek	10	1999
	Luis Sanchez	10	1983

RELIEF APPEARANCES			
1.	Scott Shields	78	2005
2.	José Álvarez	76	2018
	Joe Smith	76	2014
	Francisco Rodriguez	76	2008★
5.	Dane De La Rosa	75	2013
6.	Kevin Jepsen	74	2014
	Scott Shields	74	2006
8.	Fernando Salas	72	2015
	Fernando Rodney	72	2010
	Minnie Rojas	72	1967

SAVES-BLOWN SAVES PGT.				
(min. 30 saves)				
1.	Troy Percival	39-3	92.9	2001
2.	Troy Percival	36-3	92.3	1996★
3.	Francisco Rodriguez	47-4	92.2	2006
4.	Troy Percival	40-4	90.9	2002
5.	Ernesto Frieri	37-4	90.2	2013
	Lee Smith	37-4	90.2	1995
7.	Francisco Rodriguez	45-5	90.0	2005
8.	Francisco Rodriguez	62-7	89.9	2008
9.	Troy Percival	33-4	89.2	2003
10.	Huston Street	40-5	88.9	2015

ALL CAPS/BOLD — Current Angels  
★Led or tied for league lead



# ROOKIE SEASON PITCHING



## WINS

1. Matt Shoemaker	16	2014
2. Frank Tanana	14	1974
Marcelino Lopez	14	1965
Dean Chance	14	1962
5. Jason Dickson	13	1997

## GAMES

1. Dane De La Rosa	75	2013
2. <b>NOÉ RAMIREZ</b>	<b>69</b>	<b>2018</b>
Bill Kelso	69	1967
4. <b>KEYNAN MIDDLETON</b>	<b>64</b>	<b>2017</b>
José Álvarez	64	2015
Jason Bulger	64	2009
Bob Lee	64	1964

## STARTS

1. Ken McBride	36	1961
2. Frank Tanana	35	1974
3. Ron Romanick	33	1984
4. Jason Dickson	32	1997
Marcelino Lopez	32	1965

## RELIEF APPEARANCES

1. Dane De La Rosa	75	2013
2. <b>NOÉ RAMIREZ</b>	<b>68</b>	<b>2018</b>
Bill Kelso	68	1967
4. <b>KEYNAN MIDDLETON</b>	<b>64</b>	<b>2017</b>
José Álvarez	64	2015
Jason Bulger	64	2009

## COMPLETE GAMES

1. Frank Tanana	12	1974
2. Ken McBride	11	1961
3. Ron Romanick	8	1984
Marcelino Lopez	8	1965
5. Mike Witt	7	1981
Paul Hartzell	7	1976

## SHUTOUTS

1. Frank Tanana	4	1974
2. Bo Belinsky	3	1962
3. Julio Valera	2	1992
Jim Abbott	2	1989
Ron Romanick	2	1984
Paul Hartzell	2	1976
Dean Chance	2	1962

## SAVES

1. Jordan Walden	32	2011
2. Ken Tatum	22	1969
3. Bob Lee	19	1964
4. Bryan Harvey	17	1988
DeWayne Buice	17	1987

## INNINGS PITCHED

1. Frank Tanana	268.2	1974
2. Ken McBride	241.2	1961
3. Ron Romanick	229.2	1984
4. Marcelino Lopez	215.1	1965
5. Dean Chance	206.2	1962

## BASES ON BALLS

1. Bo Belinsky	122	1962★
2. Ken McBride	102	1961
3. Ron Moeller	83	1961
4. Marcelino Lopez	82	1965
5. Rudy May	78	1965

## STRIKEOUTS

1. Frank Tanana	180	1974
Ken McBride	180	1961
3. Bo Belinsky	145	1962
4. Dean Chance	127	1962
5. Matt Shomaker	124	2014

## STRIKEOUTS/9 IP

(min. 50 innings pitched)


1. Troy Percival	11.4	1995
2. <b>SHOHEI OHTANI</b>	<b>10.97</b>	<b>2018</b>
3. <b>JUSTIN ANDERSON</b>	<b>10.90</b>	<b>2018</b>
4. <b>NOÉ RAMIREZ</b>	<b>10.26</b>	<b>2018</b>
5. <b>ALEX MEYER</b>	<b>10.02</b>	<b>2017</b>

## ROOKIE ALL-STAR SELECTIONS

RHP Jordan Walden	2011
RHP Jason Dickson	1997
RHP Mark Clear	1979
RHP Ken McBride	1961

**ALL CAPS/BOLD** — Current Angels

★ Led or tied for league lead



Dean Chance

CLUB HISTORY





# YEARLY LEADERS PITCHING

Year	Wins	Losses	ERA * (Starter)	ERA ** (Reliever)	Shutouts	Saves
1961	McBride (12)	McBride (15)	McBride (3.63)	Morgan (2.35)	Four with 1	Fowler, Morgan (8)
1962	Chance (14)	Belinsky, D. Lee (11)	Chance (3.10)	Fowler (2.81)	McBride (4)	Duren (9)
1963	Chance, McBride (13)	Chance (18)	McBride (3.26)	Fowler (2.42)	Four with 2	Fowler, Navarro (8)
1964	Chance# (20)	McBride (13)	<b>Chance# (1.57)</b>	B. Lee (1.31)	<b>Chance# (11)</b>	B. Lee (17)
1965	Chance (15)	Newman (16)	Brunet (2.56)	B. Lee (1.92)	Chance (4)	B. Lee (21)
1966	Brunet, Sanford (13)	Chance (17)	Chance (3.04)	B. Lee (2.74)	Brunet, Chance, Lopez (2)	B. Lee (12)
1967	Clark, McGlothlin, Rojas (12)	<b>Brunet# (19)</b>	Clark (2.68)	Rojas (2.52)	McGlothlin (6)	Rojas (22)
1968	Brunet (13)	Brunet# (17)	Brunet (2.82)	Pattin (2.60)	Brunet (5)	Rojas (5)
1969	Messersmith (16)	McGlothlin, Murphy (16)	Messersmith (2.62)	<b>Tatum (1.36)</b>	Brunet, Messersmith (2)	Tatum (22)
1970	<b>Wright (22)</b>	May, Murphy (13)	Wright (2.83)	Tatum (2.94)	May, Murphy (2)	Tatum (17)
1971	Messersmith (20)	Murphy, Wright (17)	May (2.91)	Queen (1.78)	Messersmith (4)	Allen (15)
1972	Ryan (19)	Ryan (16)	Ryan (2.28)	Allen (2.72)	<b>Ryan# (9)</b>	Allen (5)
1973	Ryan (21)	<b>Wright (19)</b>	Ryan (2.84)	Sells (3.71)	May, Ryan (4)	Sells (10)
1974	<b>Ryan (22)</b>	<b>Tanana (19)</b>	Hassler (2.62)	Lockwood (3.74)	Tanana (4)	Pena (3)
1975	Tanana, Figueroa (16)	Singer (15)	Tanana (2.62)	Kirkwood (2.50)	Ryan, Tanana (5)	Kirkwood (7)
1976	Tanana (19)	<b>Ryan# (18)</b>	Tanana (2.43)	Hartzell (3.00)	<b>Ryan# (7)</b>	Drago (6)
1977	Ryan (19)	Ryan (16)	Tanana (2.54)	Miller (3.02)	Tanana# (7)	LaRoche (13)
1978	Tanana (18)	Ryan (13)	Tanana (3.65)	Miller (2.66)	Tanana (4)	LaRoche (25)
1979	Frost, Ryan (16)	Ryan (14)	Frost (3.37)	Clear (3.63)	Ryan (5)	Clear (14)
1980	Tanana, Clear (11)	Aase (13)	Tanana (4.10)	Aase (2.08)	Aase, Kison, Martinez (1)	Hassler (10)
1981	Forsch (11)	Zahn (11)	Forsch (2.88)	Aase (2.34)	Forsch (4)	Aase (11)
1982	Zahn (18)	Forsch (11)	Zahn (3.73)	Hassler (2.78)	Forsch, Zahn (4)	Corbett (8)
1983	Forsch, John, Kison (11)	Witt (14)	Zahn (3.34)	Sanchez (3.66)	Zahn (3)	Sanchez (7)
1984	Witt (15)	John (13)	Zahn (3.12)	Corbett (2.03)	<b>Zahn# (5)</b>	Sanchez (11)
1985	Witt (15)	McCaskill (12)	Witt (3.56)	Moore (1.92)	Four with 2	Moore (31)
1986	Witt (18)	Sutton (11)	Witt (2.84)	Moore (2.97)	Witt (3)	Moore (21)
1987	Witt (16)	Witt (14)	Witt (4.01)	Minton (3.08)	Fraser, McCaskill, Reuss (1)	Buice (17)
1988	Witt (13)	Witt (16)	Witt (4.15)	Harvey (2.13)	McCaskill, Witt (2)	Harvey (17)
1989	Blyleven (17)	Witt (15)	Finley (2.57)	McClure (1.55)	Blyleven# (5)	Harvey (25)
1990	Finley (18)	Langston (17)	Finley (2.40)	Fraser (3.08)	Finley (2)	Harvey (25)
1991	Langston (19)	<b>McCaskill# (19)</b>	J. Abbott (2.89)	Harvey (1.60)	Finley (2)	Harvey# (46)
1992	Langston (13)	Abbott (15)	Abbott (2.77)	Grahe (1.80)	Langston, Valera (2)	Grahe (21)
1993	Finley, Langston (16)	Finley (14)	Finley (3.15)	Grahe (2.86)	Finley (2)	Frey (13)
1994	Finley (10)	Finley, Leftwich (10)	Finley (4.32)	Leiter (4.35)	Finley (2)	Grahe (13)
1995	Finley, Langston (15)	Finley (12)	Finley (4.21)	Percival (1.95)	Abbott, Finley, Langston (1)	Smith (37)
1996	Finley (15)	Abbott# (18)	Finley (4.16)	Percival (2.31)	Finley, Grimsley, Springer (1)	Percival (36)
1997	Dickson, Finley (13)	Watson (12)	Finley (4.23)	Hasegawa (2.83)	Dickson, Finley, Springer (1)	Percival (27)
1998	Finley (11)	Dickson (10)	Finley (3.39)	Hasegawa (3.14)	Finley (1)	Percival (42)
1999	Finley (12)	Finley, Hill, Sparks (11)	Finley (4.43)	Mazanette (3.38)	None	Percival (31)
2000	Hasegawa (10)	Schoeneweis (10)	Schoeneweis (5.45)	Fyhrie (2.39)	Cooper, Schoeneweis (1)	Percival (32)
2001	Ortiz (13)	Valdes (13)	Washburn (3.77)	Levine (2.11)	None	Percival (39)
2002	Washburn (18)	Appier (12)	Washburn (3.15)	Percival (1.92)	Ortiz, Sele (1)	Percival (40)
2003	Ortiz (16)	Lackey (16)	Washburn (4.43)	Donnelly (1.58)	Lackey (2)	Percival (33)
2004	Colon (18)	Lackey (13)	Escobar (3.93)	Rodriguez (1.82)	Lackey, Washburn (1)	Percival (33)

**Bold face** indicates club record

# Led or tied for league lead

\* Min. 150 IP as a starting pitcher that season to qualify (ERA as a starter only)

\*\* Min. 50 IP as a reliever that season to qualify (ERA as a reliever only)

CLUB HISTORY



# YEARLY LEADERS PITCHING



Year	Wins	Losses	ERA * (Starter)	ERA ** (Reliever)	Shutouts	Saves
2005	Colon# (21)	Byrd, Shields (11)	Washburn (3.20)	Rodriguez (2.67)	Byrd, Santana, Washburn (1)	Rodriguez# (45)
2006	Santana (16)	Escobar (14)	Lackey (3.56)	Rodriguez (1.73)	Lackey# (2)	Rodriguez# (47)
2007	Lackey (19)	Santana (14)	Lackey# (3.01)	Rodriguez (2.81)	Lackey# (2)	Rodriguez (40)
2008	Saunders (17)	Weaver (10)	Saunders (3.41)	Arredondo (1.62)	Santana (1)	Rodriguez# (62)
2009	Saunders, Weaver (17)	Lackey, Weaver, Santana (8)	Weaver (3.75)	Oliver (2.74)	Santana, Weaver (2)	Fuentes# (48)
2010	Santana (17)	Kazmir (15)	Weaver (3.01)	Jepsen (3.97)	Piniero, Santana, Saunders (1)	Fuentes (23)
2011	Weaver (18)	Santana (12)	Weaver (2.41)	Downs (1.34)	Haren (3)	Walden (32)
2012	Weaver# (20)	Santana, Haren (13)	Weaver (2.81)	Frieri (2.32)	Weaver (2)	Frieri (23)
2013	Wilson (17)	Blanton (14)	Weaver (3.27)	De La Rosa (1.81)	Vargas (2)	Frieri (37)
2014	Weaver (8)	Wilson (10)	Richards (2.61)	Smith (1.81)	Richards, Wilson (1)	Street (17)
2015	Richards (15)	Richards, Weaver (12)	Santiago (3.59)	Ramos (2.75)	Richards, Weaver (1)	Street (40)
2016	Weaver (12)	Shoemaker (13)	Shoemaker (3.88)	Guerra (3.21)	Nolasco, Shoemaker, Weaver (1)	Street (9)
2017	Ramirez, JC (11)	Nolasco (15)	Bridwell (3.64)	Parker (2.54)	Nolasco (1)	Norris (19)
2018	Barria (10)	Heaney, Skaggs (10)	Heaney (4.15)	Alvarez (2.71)	Heaney (1)	Parker (14)

Year	Games	Starts	Complete Games	Innings	Strikeouts	Walks
1961	Morgan (59)	McBride (36)	McBride (11)	McBride (242)	McBride (180)	Grba (115)
1962	Spring (57)	Belinsky, D. Lee (31)	Chance, McBride (6)	Chance (207)	Belinsky (145)	Belinsky# (122)
1963	Fowler, Navarro (57)	McBride (36)	McBride (11)	McBride (251)	Chance (168)	Chance (90)
1964	B. Lee (64)	Chance (35)	Chance# (15)	Chance# (278.1)	Chance (207)	Chance (86)
1965	B. Lee (69)	Newman (36)	Chance, Newman (10)	Newman (260.2)	Chance (164)	Chance (101)
1966	B. Lee (61)	Chance (37)	Chance (11)	Chance (259.2)	Chance (170)	Chance# (114)
1967	Rojas (72)	Brunet (37)	McGlothlin (9)	Brunet (250)	Brunet (165)	Brunet (90)
1968	Burgmeier (56)	Brunet (36)	Brunet, McGlothlin (8)	Brunet (245.1)	McGlothlin (135)	Brunet (68)
1969	Fisher (52)	McGlothlin, Murphy (35)	Messersmith (10)	Messersmith (250)	Messersmith (211)	Messersmith (100)
1970	Fisher (67)	Wright (39)	Wright (7)	Wright (260.2)	May (164)	Wright (88)
1971	Fisher (43)	Messersmith (38)	Messersmith (14)	Messersmith, Wright (276.2)	Messersmith (179)	Messersmith (121)
1972	Fisher (43)	Ryan (39)	Ryan (20)	Ryan (284)	Ryan# (329)	Ryan# (157)
1973	Sells (51)	Singer (40)	Ryan (26)	Ryan (326)	Ryan# (383)	Ryan# (162)
1974	Ryan (42)	Ryan (41)	Ryan (26)	Ryan# (332.2)	Ryan# (367)	Ryan# (202)
1975	Scott (50)	Tanana (33)	Tanana, Figueroa (16)	Tanana (257.1)	Tanana# (269)	Ryan (132)
1976	Drago (43)	Ryan (39)	Tanana (23)	Tanana (288.1)	Ryan# (327)	Ryan# (183)
1977	LaRoche (46)	Ryan (37)	Ryan# (22)	Ryan (299)	Ryan# (341)	Ryan# (204)
1978	LaRoche (59)	Tanana (33)	Ryan (14)	Tanana (239.1)	Ryan# (260)	Ryan# (148)
1979	LaRoche (53)	Ryan (34)	Ryan (17)	Ryan# (239)	Ryan# (223)	Ryan (114)
1980	Clear (58)	Tanana (31)	Tanana (7)	Tanana (204)	Tanana (113)	Aase (66)
1981	Hassler (42)	Zahn (25)	Forsch (10)	Zahn (161.1)	Witt (75)	Witt (47)
1982	Hassler (42)	Forsch (25)	Forsch, Zahn (12)	Zahn (239.1)	Kison (86)	Zahn (65)
1983	Sanchez (56)	John (34)	Forsch, Zahn (11)	John (234.2)	Kison (83)	Witt (75)
1984	Sanchez (49)	Witt (34)	Witt, Zahn (9)	Witt (246.2)	Witt (196)	Witt (84)
1985	Moore (65)	Witt (35)	McCaskill, Romanick, Witt (6)	Witt (250)	Witt (180)	Witt (98)
1986	Moore (49)	Witt, Sutton (34)	Witt (14)	Witt (269)	Witt (208)	McCaskill (92)
1987	Buice (57)	Witt (36)	Witt (10)	Witt (247)	Witt (192)	Witt (84)
1988	Harvey (50)	Witt (34)	Witt (12)	Witt (249.2)	Witt (133)	Witt (87)
1989	Minton (62)	Blyleven, Witt (33)	Finley (9)	Blyleven (241)	Finley (156)	Finley (82)
1990	Eichhorn (60)	Abbott, Langston (33)	Finley (7)	Finley (236)	Langston (195)	Langston (104)
1991	Eichhorn (70)	J. Abbott, Finley, Langston (34)	Langston (7)	Langston (246.1)	Langston (183)	Finley (101)

CLUB HISTORY





# YEARLY LEADERS PITCHING

Year	Games	Starts	Complete Games	Innings	Strikeouts	Walks
1992	Crim (57)	Langston (32)	Langston (9)	Langston (229)	Langston (174)	Finley (98)
1993	Frey (55)	Finley, Langston (35)	Finley# (13)	Langston (256.1)	Langston (196)	Langston (85)
1994	B. Patterson (47)	Finley (25)	Finley (7)	Finley# (183.1)	Finley (148)	Finley (71)
1995	Patterson, Percival (62)	Finley (32)	Finley, Langston (2)	Finley (203)	Finley (195)	Finley (93)
1996	James (69)	Finley (35)	Finley (4)	Finley (238)	Finley (215)	Finley (94)
1997	Holtz (66)	Watson (34)	Finley, Springer (3)	Dickson (203.2)	Finley (155)	Springer, Watson
1998	Percival (67)	Finley (34)	Finley, Watson, Olivares (1)	Finley (223.1)	Finley (212)	Finley (109)
1999	Hasegawa, Petkovsek (64)	Finley (33)	Olivares (3)	Finley (213.1)	Finley (200)	Finley (94)
2000	Hasegawa (66)	Schoeneweis (27)	Ortiz (2)	Schoeneweis (170)	Schoeneweis (78)	Schoeneweis (67)
2001	Levine (64)	Ortiz, Schoeneweis (32)	Ortiz (2)	Ortiz (208.2)	Ortiz (135)	Schoeneweis (77)
2002	Weber (63)	Appier, Ortiz, Washburn (32)	Ortiz (4)	Ortiz (217.1)	Ortiz (162)	Ortiz (68)
2003	Donnelly (63)	Lackey (33)	Lackey, Washburn (2)	Washburn (207.1)	Lackey (151)	Lackey (66)
2004	Rodriguez (65)	Colon (34)	Lackey, Washburn (3)	Colon, Escobar (208.1)	Escobar (191)	Escobar (76)
2005	Shields (78)	Colon, Lackey (33)	Byrd, Colon (2)	Colon (222.2)	Lackey (199)	Lackey (71)
2006	Shields (74)	Lackey, Santana (33)	Lackey (3)	Lackey (217.2)	Lackey (190)	Lackey (72)
2007	Shields (71)	Lackey (33)	Escobar (3)	Lackey (224)	Lackey (179)	Lackey (66)
2008	Rodriguez (76)	Garland, Santana (32)	Lackey (3)	Santana (219)	Santana (214)	Garland (59)
2009	Fuentes (65)	Weaver (33)	Weaver (4)	Weaver (211)	Weaver (174)	Weaver (66)
2010	Rodney (72)	Weaver (34)	Santana (4)	Weaver (224.1)	Weaver# (233)	Kazmir (79)
2011	Walden (62)	Haren (34)	Haren, Weaver, Santana (4)	Haren (238.1)	Weaver (198)	Santana (72)
2012	Downs (57)	Wilson# (34)	Weaver (3)	Wilson (202.1)	Wilson (173)	Wilson (91)
2013	De La Rosa (75)	Wilson (33)	Vargas (3)	Wilson (212.1)	Wilson (188)	Wilson (85)
2014	Smith (76)	Weaver (34)	Weaver, Wilson, Richards (1)	Weaver (213.1)	Weaver (169)	Wilson (85)
2015	Salas (72)	Richards, Santiago (32)	Weaver, Richards (1)	Richards (207.1)	Richards (176)	Richards (76)
2016	Álvarez (64)	Weaver (31)	Four with 1	Weaver (178)	Shoemaker (143)	Santiago (57)
2017	Parker (71)	Nolasco (33)	Nolasco (1)	Nolasco (181)	Nolasco (143)	Nolasco (58)
2018	Álvarez (76)	Heaney (30)	Heaney (1)	Heaney (180)	Heaney (180)	Barria (47)

# Led or tied for League lead  
**Bold face indicates club record**





# CLUB PITCHING YEAR BY YEAR



	ERA	CG	SHO	SV	IP	H	R	ER	HR	HB	BB	SO	WP
1961	4.31	25	5	28	1438	1391	784	689	180	34	713	973	53
1962	3.70	23	15	46	1466	1412	706	602	118	49	616	858	39
1963	3.52	30	13	21	1455.1	1317	660	570	120	52	578	889	48
1964	2.91	30	28	41	1450.2	1273	551	469	100	50	530	965	42
1965	3.17	39	14	33	1441.2	1259	569	508	91	27	563	847	52
1966	3.56	31	12	40	1457.1	1364	643	577	136	38	511	836	49
1967	3.19	19	14	44	1430.1	1246	587	507	118	40	525	892	61
1968	3.43	29	11	31	1437	1234	615	548	131	33	519	869	68
1969	3.54	25	9	39	1438.1	1294	652	566	126	51	517	885	64
1970	3.48	21	10	49	1462.1	1280	630	566	154	43	559	922	52
1971	3.10	39	11	32	1481	1246	576	510	101	36	607	904	60
1972	3.06	57	18	16	1377.2	1109	533	469	90	28	620	1000	49
1973	3.57	72★	13	19	1456.1	1351	657	577	104	41	614	1010★	56
1974	3.52	64	13	12	1439	1339	657	563	101	47	649	986★	50
1975	3.89	59	19	16	1453.1	1366	723	628	123	39	643	975★	62
1976	3.36	64	15	17	1477.1	1323	631	551	95	38	553	992★	27
1977	3.76	53	13	26	1437.2	1383	695	600	136	47	572	965★	56
1978	3.65	44	13	33	1455.2	1382	666	590	125	32	599	892★	36
1979	4.34	46	9	33	1436	1463	768	692	131	33	573	820★	53
1980	4.52	22	6	30	1428.1	1548	797	717	141	39	529	725	32
1981	3.71	27	8	19	971.1	958	453	400	81	21	323	426	18
1982	3.82	40	10	27	1464	1436	670	621	124	42	482	728	36
1983	4.32	39	7	23	1474★	1636	779	708	130	30	496	668	51
1984	3.96	36	12	26	1458	1526	697	641	143	27	474	754	44
1985	3.91	22	8	41	1457.1	1453	703	633	171	27	514	767	45
1986	3.85	29	12	40	1455.2	1356	684	622	153	27	478	955	44
1987	4.38	20	7	36	1457.1	1481	803	709	212	32	504	941	54
1988	4.32	26	9	33	1455.2	1530	771	698	135	42	568	817	68
1989	3.28	32★	20	38	1454.1	1384	578	530	113	29	465	896	51
1990	3.79	21	13	42	1454	1482	706	613	106	38	544	944	50
1991	3.69	18	10	50	1441.2	1351	749	591	141	38	543	990	49
1992	3.84	26★	13	42	1446	1449	671	617	130	39	532	888	42
1993	4.34	26★	6	41	1430.1	1482	770	690	153	51	550	843	55
1994	5.42	11	4	21	1027	1149	660	618	150	45★	436	682	48
1995	4.52	8	9	42	1284.1	1310	697	645	163	43	486	901	42
1996	5.30	12	8	38	1439	1546	943	847	219	84★	662	1052	80
1997	4.52	9	5	39	1454.2	1506	794	730	202★	54	605	1050	57
1998	4.49	3	5	52	1444	1481	783	720	164	47	630	1091	70
1999	4.79	4	7	37	1431.1	1472	826	762	177	56	624	877	65★
2000	5.00	5	3	46★	1448	1534	869	805	228	36	662	846	47
2001	4.20	6	1	43	1437.2	1452	730	671	168	64	525	947	46
2002	3.69	7	14	54★	1452.1★	1345	644	595	169	49	509	999	52
2003	4.28	5	9	39	1431.1	1444	743	680	190	76	486	980	53
2004	4.28	2	11	50	1454.1	1476	734	692	170	44	502	1164★	61
2005	3.68	7	11	54★	1464.1	1419	643	598	158	48	443	1126★	70
2006	4.04	5	12	50	1452.2★	1410★	732	652	158	50	471	1164★	85★
2007	4.23	5	9	43	1435	1480	731	674	151	51	477	1156	69
2008	3.99	7	10	66★	1451.1	1455	697	644	159	63	457	1106	50
2009	4.45	9	13★	51★	1445	1513	761	715	180	58	523	1062	67
2010	4.04	10	9	39	1449.1	1422	702	651	148	46	565	1130	80
2011	3.57	12	11	39	1465	1388	633	581	142	36	476	1058	55
2012	4.02	6	16★	38	1433.1	1339	699	640	186	40	583	1157	38
2013	4.23	4	12	41	1457.2	1475	737	685	167	45	533	1200	74
2014	3.58	3	13	46	1482.2★	1307	630	590	126	63	504	1342	74
2015	3.45	2	12	46	1440.2	1355	675	630	166	71	466	1221	61
2016	4.28	4	12	29	1421.1	1480	727	676	208	56	498	1136	47
2017	4.20	1	10	43	1440.2	1373	709	672	224	44	470	1312	57
2018	4.15	1	9	35	1437.1	1353	722	662	205	65	546	1386	87

★ Led or tied for league lead

CLUB HISTORY





# LOW HIT GAMES BY ANGELS

## NO-HITTERS (9)


1. Bo Belinsky, vs. Baltimore, May 5, 1962 (2-0)
2. Clyde Wright, vs. Oakland, July 3, 1970 (4-0)
3. Nolan Ryan, at Kansas City, May 15, 1973 (3-0)
4. Nolan Ryan, at Detroit, July 15, 1973 (6-0)
5. Nolan Ryan, vs. Minnesota, Sept. 28, 1974 (4-0)
6. Nolan Ryan, vs. Baltimore, June 1, 1975 (1-0)
7. Mike Witt, at Texas, Sept. 30, 1984 (1-0, perfect game)
8. Ervin Santana, at Cleveland, July 27, 2011 (3-1)
9. Jered Weaver, vs. Minnesota, May 2, 2012 (9-0)

## COMBINED NO-HITTERS (2)

1. Mark Langston-Mike Witt, vs. Seattle, Apr. 11, 1990 (1-0)
  2. Jered Weaver-Jose Arredondo, at LAD, June 28, 2008 (0-1) \*
- \* 8-inning unofficial no-hitter.

## ONE-HITTERS (19)

1. Dean Chance, at Minnesota, Sept. 10, 1962 (5-0)
2. Bob Turley, at Chicago, June 12, 1963 (5-0)
3. Nolan Ryan, vs. Boston, July 9, 1972 (3-0)
4. Nolan Ryan, vs. New York, Aug. 29, 1973 (5-0)
5. Nolan Ryan, vs. Texas, June 27, 1974 (5-0)
6. Andy Hassler, vs. Chicago, Sept. 8, 1974 (0-1)
7. Nolan Ryan, vs. Seattle, Apr. 15, 1977 (7-0)
8. Nolan Ryan, vs. Cleveland, May 5, 1978 (5-0)
9. Chris Knapp, at Toronto, Sept. 3, 1978 (3-1)
10. Nolan Ryan, vs. New York, July 13, 1979 (6-1)
11. Bruce Kison, at Minnesota, Apr. 23, 1980 (17-0)
12. Kirk McCaskill, at Texas, June 25, 1986 (7-1)
13. Willie Fraser, vs. Seattle, Aug. 10, 1988 (2-1)
14. Kirk McCaskill, vs. Toronto, Apr. 28, 1989 (9-0)
15. Chuck Finley, at Boston, May 26, 1989 (5-0)
16. John Lackey, at Oakland, July 7, 2006 (3-0)
17. Dan Haren, vs. Cleveland, Apr. 12, 2011 (2-0)
18. Ervin Santana, vs. Arizona, June 16, 2012 (2-0)
19. **Andrew Heaney, vs. Kansas City, June 5, 2018 (1-0)**



Ellie Rodriguez and Nolan Ryan

## COMBINED ONE-HITTERS (14)

1. Ken McBride-Julio Navarro, at Washington, Apr. 13, 1964 (4-0, Opening Day)
2. Rick Clark-Clyde Wright, vs. Baltimore, Aug. 20, 1968 (7-2)
3. Bill Harellson-Andy Messersmith, at New York, Aug. 27, 1968 (2-0)
4. Frank Tanana-Don Kirkwood, vs. Oakland, Apr. 26, 1975 (1-0)
5. Bartolo Colon-Francisco Rodriguez-Troy Percival, vs. Texas, July 27, 2004 (2-0)
6. Matt Palmer-Darren Oliver-Jose Arredondo-Kevin Jepsen-Rafael Rodriguez, vs. Texas, Sept. 30, 2009 (5-0)
7. Jerome Williams-Jordan Walden, vs. Cleveland, Sept. 7, 2011 (2-1)
8. C.J. Wilson-Ernesto Frieri, at Oakland, May 22, 2012 (5-0)
9. Garrett Richards-Joe Smith-Ernesto Frieri, at Seattle, Apr. 9, 2014 (2-0)
10. Matt Shoemaker-Mike Morin-Jason Grilli, at Boston, Aug. 21, 2014 (2-0)
11. C.J. Wilson-Joe Smith-Huston Street, vs. Seattle, Sept. 17, 2014 (5-0)
12. Garrett Richards-Fernando Salas-Joe Smith-Huston Street vs. Houston, May 10, 2015 (3-1)
13. Alex Meyer-David Hernandez-Jose Álvarez vs. Washington, July 19, 2017 (7-0)
14. **Garrett Richards-Jim Johnson-Blake Parker-Blake Wood vs. Cleveland, Aug. 4, 2018 (13-2)**

# LOW HIT GAMES VS. ANGELS

## NO-HITTERS (6)

1. Earl Wilson, at Boston, June 26, 1962 (2-0)
2. Dennis Eckersley, at Cleveland, May 30, 1977 (1-0)
3. Bert Blyleven, Texas, at Anaheim, Sept. 22, 1977 (6-0)
4. Joe Cowlley, Chicago, at Anaheim, Sept. 19, 1986 (7-1)
5. Kenny Rogers, at Texas, July 28, 1994 (4-0, perfect game)
6. Eric Milton, at Minnesota, Sept. 11, 1999 (7-0)

## COMBINED NO-HITTERS (0)

1. Vida Blue-Glenn Abbott-Paul Lindblad-Rollie Fingers, at Oakland, Sept. 28, 1975 (5-0)

## ONE-HITTERS (22)

1. Steve Barber, Balt., at Anaheim (GM 2), Apr. 16, 1967 (3-0)
2. Gary Peters, at Chicago (GM 2), May 14, 1967 (3-1)
3. Wally Bunker, Kansas City, at Anaheim, Sept. 11, 1969 (3-0)
4. Sonny Siebert, Boston, at Anaheim, July 31, 1970 (2-0)
5. Rich Hand, at Cleveland, Aug. 28, 1970 (5-1)
6. Bill Gogolewski, Texas, at Anaheim, Sept. 12, 1972 (3-0)
7. Jim Kaat, Minnesota, at Anaheim, July 1, 1973 (2-1)
8. Mike Cuellar, Baltimore, at Anaheim, May 31, 1975 (1-0)
9. Rick Langford, Oakland, at Anaheim, July 5, 1979 (3-0)
10. Ross Baumgarten, at Chicago, July 2, 1980 (1-0)
11. Britt Burns, at Chicago, Sept. 9, 1983 (11-0)
12. Dennis Martinez, at Baltimore, June 5, 1985 (4-0)
13. Charlie Hough, Texas, at Anaheim, June 16, 1986 (1-2)
14. Walt Terrell, at Detroit, Aug. 20, 1986 (3-0)

(more)

15. Scott Sanderson, New York, at Anaheim, July 11, 1991 (2-0)
16. Dennis Rasmussen, Kansas City, at Anaheim, Sept. 29, 1992 (2-0)
17. Jimmy Key, New York, at Anaheim, Apr. 27, 1993 (5-0)
18. David Cone, Kansas City, at Anaheim, May 22, 1994 (4-0)
19. Steve Trachsel, New York (N.L.), at Anaheim, June 15, 2003, (8-0)
20. James Shields, at Tampa Bay, May 9, 2008 (2-0)
21. Chris Sale, at Chicago (A.L.), May 12, 2013 (3-0)
22. Justin Verlander, at Detroit, Aug. 26, 2015 (5-0)

## COMBINED ONE-HITTERS (12)

1. Whitey Ford-Jim Coates-Buddy Daley-Bob Turley, at New York, May 22, 1962 (2-1, 12 inn.)
2. Mike Paul-Gary Kroll-Jack Hamilton-Stan Williams, at Cleveland, June 8, 1969 (3-2)
3. Marty Pattin-Steve Mingori, at Kansas City, June 26, 1976 (3-0)
4. Gary Beare-Sam Hinds-Bill Castro, at Milwaukee, June 18, 1977 (4-2)
5. Ross Baumgarten-Randy Scarbery, at Chicago, May 25, 1979 (6-1)
6. Joe Niekro-Al Holland, New York, at Anaheim, June 4, 1986 (11-0)
7. John Burkett-Jeff Zimmerman-John Wetteland, vs. Texas, June 29, 1999 (5-0)
8. Freddy Garcia-Neal Cotts, vs. Chicago (A.L.), Sept. 13, 2006 (9-0)
9. Anthony Swarzak-Matt Capps-Alex Burnett, at Minnesota, May 28, 2011 (1-0)
10. Justin Verlander-Jose Valverde, at Detroit, July 31, 2011 (3-2)
11. Jesse Chavez-Dan Otero-Tyler Clippard, vs. Oakland, Apr. 23, 2015 (0-2)
12. Mike Clevinger-Dan Otero-Bryan Shaw-Andrew Miller-Cody Allen, at Cleveland, Aug. 13, 2016 (5-1)



# CLUB FIELDING YEAR BY YEAR



YEAR	PCT.	PO	A	E	TC	DP	TP	PB
1961	.969	4314	1756	192	6262	154	0	24
1962	.972	4393	1791	175	6364	153	0	16
1963	.974	4366	1837	163	6366	155	0	18
1964	.978	4352	1851	138	6341	168	0	8
1965	.981	4325	1874	123	6322	149	0	20
1966	.979	4372	1861	136	6369	186	0	16
1967	.982★	4291	1711	111	6113	135	0	13
1968	.977	4311	1712	140	6163	156	0	18
1969	.978	4315	1760	136	6211	164	0	30
1970	.980	4387	1775	127	6289	169	1	27
1971	.980	4443	1891	131	6465	159	0	25
1972	.981	4133	1607	114	5854	135	1	21
1973	.975	4369	1689	156	6214	153	0	16
1974	.976	4317	1721	147	6185	150	0	23
1975	.971	4360	1705	184	6249	164	0	12
1976	.977	4432	1840	150	6422	139	0	15
1977	.978	4319	1693	147	6153	137	2★	5
1978	.978	4367	1624	136	6127	136	0	5
1979	.978	4308	1602	135	6045	172	0	12
1980	.978	4285	1576	134	5995	144	0	10
1981	.977	2914	1286	101	4301	120	0	6
1982	.983	4392	1984★	108	6484★	171	0	4
1983	.977	4422★	2077★	154	6653★	190★	0	6
1984	.980	4374	1803	128	6305	170	0	4
1985	.982★	4372	1841	112	6325	202★	0	8
1986	.983	4368	1718	107	6193	156	0	12
1987	.981	4372	1640	117	6129	162	0	11
1988	.979	4367	1825	135	6327	175	0	19
1989	.985	4363	1887★	96	6346	170	0	4
1990	.978	4362	1837	142	6153★	186★	0	15
1991	.984	4325	1858★	102	6285	156	0	23
1992	.979	4338	1810	134	6282	172	0	5
1993	.980	4291	1694	120	6105	161	0	10
1994	.983	3081	1196	76	4353	110	0	11
1995	.982	3853	1416	95	5364	120	0	13
1996	.979	4317	1702	128	6147	156	1★	12
1997	.980	4364	1592	123	6079	140	1★	19
1998	.983	4332	1646	106	6084	146	0	28
1999	.983	4294	1723	106	6123	156	0	20
2000	.978	4344	1746	134	6224	182	0	6
2001	.983	4313	1690	103	6106	142	0	16
2002	.986	4357★	1575	87	6019	151	0	7
2003	.982	4294	1517	105	5916	138	0	11
2004	.985	4363	1511	90	5964	126	0	11
2005	.986★	4393	1670	94	6191	154	0	6
2006	.979	4358★	1545	124	6027	154	0	8
2007	.983	4305	1550	101	5956	154	0	8
2008	.985	4354	1646	91	6091	159	0	10
2009	.986	4335	1623	85	6043	174	0	11
2010	.981	4348	1562	113	6023	116	0	16
2011	.985	4395	1723	93	6211	157	0	7
2012	.984	4300	1578	98	5976	141	0	11
2013	.981	4373	1500	112	5985	135	0	7
2014	.986★	4448★	1482	83	6013	127	0	5
2015	.984	4322	1491	93	5908	108	0	13
2016	.983	4264	1483	97	5844	148	0	7
2017	.986	4322	1462	80	5864	135	0	10
2018	.987	4312	1502	76	5890	173★	0	18

★ Led League

## GAMES PLAYED BY POSITION

CATCHER	FIRST BASE	SECOND BASE	THIRD BASE	
1. Bob Boone ..... 962	1. Wally Joyner ..... 879	1. Bobby Grich ..... 1,099	1. Troy Glaus ..... 778	
2. Buck Rodgers ..... 894	2. Rod Carew ..... 718	2. Adam Kennedy ..... 969	2. Doug DeCinces ..... 749	
3. Bengie Molina ..... 685	3. Darin Erstad ..... 580	3. Howie Kendrick ..... 967	3. Jack Howell ..... 600	
4. Jeff Mathis ..... 411	4. J.T. Snow ..... 487	4. Bobby Knop ..... 801	4. Chone Figgins ..... 540	
5. Mike Napoli ..... 406	5. Jim Spencer ..... 473	5. Sandy Alomar ..... 703	5. Paul Schaal ..... 489	
6. Lance Parrish ..... 386	6. <b>ALBERT PUJOLS</b> ..... 469	6. Jerry Remy ..... 432	6. Carney Lansford ..... 424	
7. Chris Iannetta ..... 380	7. Scott Spiezio ..... 391	7. Billy Moran ..... 364	7. Ken McMullen ..... 417	
8. Jose Molina ..... 348	8. Kendrys Morales ..... 312	8. Johnny Ray ..... 363	8. Dave Chalk ..... 399	
9. Brian Downing ..... 310	9. Casey Kotchman ..... 310	9. Rob Wilfong ..... 323	9. Alberto Callaspo ..... 398	
10. Jorge Fabregas ..... 309	10. Mark Trumbo ..... 299	10. Randy Velarde ..... 260	10. Felix Torres ..... 317	
SHORTSTOP	DESIGNATED HITTER	OUTFIELD		
1. Jim Fregosi ..... 1,366	1. Brian Downing ..... 598	1. Garrett Anderson ..... 1,755	All CAPS/BOLD — Current Angels	
2. Erick Aybar ..... 1,134	2. Chili Davis ..... 586	2. Tim Salmon ..... 1,267		
3. Dick Schofield ..... 1,073	3. <b>ALBERT PUJOLS</b> ..... 517	3. <b>MIKE TROUT</b> ..... 1,008		
4. Gary DiSarcina ..... 1,069	4. Don Baylor ..... 516	4. <b>KOLE CALHOUN</b> ..... 794		
5. David Eckstein ..... 528	5. Reggie Jackson ..... 374	5. Brian Downing ..... 722		
6. Orlando Cabrera ..... 446	6. Tim Salmon ..... 358	6. Darin Erstad ..... 708		
7. <b>ANDRETON SIMMONS</b> ..... 427	7. Frank Robinson ..... 250	7. Torii Hunter ..... 666		
8. Dave Chalk ..... 323	8. Vladimir Guerrero ..... 240	8. Jim Edmonds ..... 654		
9. Joe Koppe ..... 260	9. Garrett Anderson ..... 236	9. Vladimir Guerrero ..... 599		
10. Tim Foli ..... 213	10. Bobby Abreu ..... 139	10. Devon White ..... 595		
LEFT FIELD	CENTER FIELD	RIGHT FIELD		
1. Garrett Anderson ..... 1,236	1. <b>MIKE TROUT</b> ..... 920	1. Tim Salmon ..... 1,264		
2. Brian Downing ..... 722	2. Gary Pettis ..... 567	2. <b>KOLE CALHOUN</b> ..... 792		
3. Rick Reichardt ..... 516	3. Jim Edmonds ..... 566	3. Vladimir Guerrero ..... 599		
4. Luis Polonia ..... 456	4. Devon White ..... 464	4. Leroy Stanton ..... 467		
5. Leon Wagner ..... 342	5. Darin Erstad ..... 454	5. Torii Hunter ..... 316		
6. Juan Rivera ..... 339	6. Garrett Anderson ..... 404	6. Reggie Jackson ..... 275		
7. Joe Rudi ..... 331	7. Albie Pearson ..... 386	7. Dan Ford ..... 265		
8. Darin Erstad ..... 260	8. Fred Lynn ..... 377	8. Bobby Bonds ..... 238		
9. Orlando Palmeiro ..... 219	9. Mickey Rivers ..... 369	9. Bobby Abreu ..... 230		
10. Alex Johnson ..... 216	10. Torii Hunter ..... 351	10. Dave Winfield ..... 223		

CLUB HISTORY





# HIGHEST FIELDING PCT. BY POSITION

## (100-OR-MORE STARTS)

POSITION	PLAYER	PCT	YEAR	G	PO	A	E	TC
Catcher	Bengie Molina	.999	2002	121	707	60	1	768
First Base	Scott Spiezio	.999	2001	105	819	74	1	894
Second Base	Bobby Grich	.997	1985	116	224	380	2	606
Shortstop	David Eckstein	.988	2004	138	198	309	6	513
	Orlando Cabrera	.988	2005	141	229	347	7	583
Third Base	Carney Lansford	.983	1979	157	135	263	7	405
Outfield	Ken Berry	1.000	1972	116	272	13	0	285
	Brian Downing	1.000	1984	131	272	5	0	277
		1.000	1982	158	321	9	0	330
	Torii Hunter	1.000	2008	137	350	4	0	354
	Mike Trout	1.000	2018	125	271	7	0	278
		1.000	2015	156	428	7	0	435
Pitcher#	Tommy John	1.000	1983	34	16	39	0	55
	Bert Blyleven	1.000	1989	33	14	38	0	52

# 50-or-more total chances

## ANGELS TRIPLE PLAYS

- June 26, 1970 at Kansas City...“around the horn” on a ground ball hit by Amos Otis; Chico Ruiz (3b) to Sandy Alomar (2b) to Billy Cowan (1b).
- June 27, 1972 at Minnesota...fly ball hit by Jim Nettles and ensuing rundown of runners originally at second (Steve Braun) and third (Harmon Killebrew), Jim Spencer (lf) to Ken McMullen (3b) to Sandy Alomar (2b) to Leo Cardenas (ss).
- July 14, 1977 vs. Seattle...“around the horn” on a ground ball hit by Lee Stanton; Ron Jackson (3b) to Jerry Remy (2b) to Tony Solaita (1b).
- July 23, 1977 at Minnesota...line drive hit by Lyman Bostock with runners being doubled off second (Jerry Terrell) and first (Mike Cubbage) bases; Rance Mulliniks (ss) to Jerry Remy (2b) to Tony Solaita (1b).
- Sept. 8, 1996 at Minnesota...“around the horn” on a ground ball hit by Ron Coomer; Jack Howell (3b) to Rex Hudler (2b) to J.T. Snow (1b).
- July 5, 1997 vs. Seattle...deep fly hit by Rich Amaral with runners being doubled off second (Russ Davis) and first (Dan Wilson) bases; Garret Anderson (cf) to Gary DiSarcina (ss) to Darin Erstad (1b).

## OPPONENTS TRIPLE PLAYS

- Sept. 28, 1963 at Boston...Felix Torres hit comebacker to Bob Heffner who started unique triple play; Heffner (p) to Frank Malzone (3b) to Ed Bressoud (ss) to Felix Mantilla (2b), who was covering first base.
- Aug. 18, 1966 at Minnesota...“around the horn” on ground ball hit by Frank Malzone; Rich Rollins (3b) to Cesar Tovar (2b) to Harmon Killebrew (1b).
- May 10, 1979 at Boston...line drive hit by Joe Rudi with runners being doubled off second (Rod Carew) and first (Don Baylor) bases; Jerry Remy (2b) to Rick Burleson (ss) to George Scott (1b).
- May 16, 1979 vs. Milwaukee...“around the horn” on a ground ball hit by Bobby Grich; Sal Bando (3b) to Paul Molitor (2b) to Cecil Cooper (1b).
- July 23, 1979 at Boston...line drive hit by Willie Aikens with runners being doubled off second (Dan Ford) and first (Don Baylor) bases; Rick Burleson (ss) to Carl Yastrzemski (1b).
- Apr. 27, 1981 at Oakland...line drive hit by Don Baylor with runners being doubled off second (John Harris) and first (Ed Ott) bases; Rob Picciolo (ss) to Dave Revering (1b).
- Aug. 8, 1983 vs. Minnesota...line drive hit by Ron Jackson with runners doubled off second (Bobby Grich) and first (Reggie Jackson) bases; Gary Gaetti (3b) to John Castino (2b) to Kent Hrbek (1b).
- Aug. 25, 1992 at Baltimore...line drive hit by Gary Gaetti with runners being doubled off third (Tim Salmon) and first (Chad Curtis) bases; Leo Gomez (3b) to Randy Milligan (1b).
- July 7, 2004 at Chicago (A.L.)...“around the horn” on ground ball hit by Bengie Molina; Joe Crede (3b) to Juan Uribe (2b) to Paul Konerko (1b).
- June 1, 2017 vs. Minnesota...“around the horn” on ground ball hit by Jefry Marte; Miguel Sano (3b) to Brian Dozier (2B) to Joe Mauer (1b).
- Aug. 16, 2018 at Texas...ground ball hit to third by David Fletcher; Jurickson Profar (3b) tagged runner (Taylor Ward) at third base, stepped on third base for force out of runner from second (Eric Young Jr.) and throws to Rougned Odor (2b) for force out of runner from first (Kole Calhoun).



# DAY BY DAY BEST/WORST RECORDS



GAME NO.	BEST RECORD	(# - Last Time)	WORST RECORD	(# - Last Time)	GAME NO.	BEST RECORD	(# - Last Time)	WORST RECORD	(# - Last Time)
1.	1-0	(30-'13)	0-1	(28-'18)	82.	51-31	('07)	30-52	('69)
2.	2-0	(10-'07)	0-2	(8-'16)	83.	51-32	('05, '07)	31-52	('69, '80)
3.	3-0	(4-'07)	0-3	(3-'14)	84.	52-32	('05)	31-53	('69)
4.	4-0	('70)	0-4	('76, '92)	85.	52-33	(4-'07)	31-54	('69)
5.	5-0	('70)	1-4	(8-'16)	86.	53-33	('89, '95)	32-54	('69)
6.	5-1	('70, '07)	1-5	('61)	87.	54-33	('95)	32-55	('69)
7.	5-2	(8-'18)	1-6	('61)	88.	55-33	('95)	33-55	('69, '80)
8.	6-2	(3-'18)	1-7	('61)	89.	56-33	('95)	33-56	('80)
9.	6-2-1	('74)	1-8	('61)	90.	56-34	('95)	33-57	('80)
10.	7-2-1	('74)	2-8	('61, '13)	91.	56-35	('95)	34-57	('80)
11.	8-3	(4-'18)	3-8	('61, '02, '13)	92.	57-35	('95)	34-58	('80)
12.	9-3	('79, '82, '18)	4-8	(7-'13)	93.	57-36	('95)	34-59	('80)
13.	10-3	('79, '82, '18)	4-9	('61, '12, '13)	94.	58-36	('95)	34-60	('80)
14.	11-3	('79, '18)	4-10	('61, '13)	95.	59-36	('95)	34-61	('80)
15.	12-3	('79, '18)	5-10	(5-'13)	96.	60-36	('95)	35-61	('80)
16.	13-3	('18)	5-11	('61, '76)	97.	60-37	('95)	36-61	('80)
17.	13-4	('18)	5-12	('61, '76)	98.	61-37	('95)	37-61	('80)
18.	13-5	('82, '93, '18)	6-12	(4-'12)	99.	61-38	('95)	37-62	('80)
19.	14-5	('82)	6-13	('76, '02, '12)	100.	62-38	('95)	37-63	('80)
20.	14-6	('78, '82)	6-14	('02, '12)	101.	63-38	('95)	38-63	('80)
21.	15-6	('82)	7-14	('76, '02, '12)	102.	64-38	('95)	38-64	('80)
22.	15-7	('82)	7-15	('76, '12)	103.	64-39	('95, '08)	39-64	('80)
23.	16-7	('82)	7-16	('76)	104.	64-40	('95, '08)	40-64	('80)
24.	16-8	('82, '18)	8-16	('76)	105.	65-40	('08)	40-64-1	('74)
25.	17-8	('82)	9-16	(4-'94)	106.	66-40	('08)	41-65	('69)
26.	17-9	(4-'95)	9-17	(4-'13)	107.	67-40	('08)	41-65-1	('74)
27.	18-9	(70, '78, '95)	9-18	('61, '94)	108.	68-40	('08)	42-66	('69)
28.	18-10	(4-'04)	9-19	('61)	109.	69-40	('08)	43-66	('69)
29.	19-10	('70, '04)	10-19	('61, '76)	110.	69-41	('08)	43-66-1	('74)
30.	20-10	('70, '04)	11-19	(7-'13)	111.	69-42	('08)	43-67-1	('74)
31.	21-10	('70, '04)	11-20	(6-'13)	112.	70-42	('08)	43-68-1	('74)
32.	22-10	('70, '04)	11-21	(5-'13)	113.	70-43	('08)	43-69-1	('74)
33.	22-11	('70, '04)	11-22	('69, '76, '13)	114.	71-43	('08)	44-69-1	('74)
34.	23-11	('70, '04)	11-23	('69)	115.	72-43	('08)	45-69-1	('74)
35.	23-12	('70, '04)	11-24	('69)	116.	73-43	('08)	45-70-1	('74)
36.	24-12	('70, '04)	11-25	('69)	117.	74-43	('08)	45-71-1	('74)
37.	25-12	('70, '04)	11-26	('69)	118.	75-43	('08)	46-71-1	('74)
38.	25-13	(4-'04)	11-27	('69)	119.	75-44	('08)	46-72-1	('74)
39.	26-13	(4-'04)	11-28	('69)	120.	75-45	('08)	47-72-1	('74)
40.	26-14	(4-'04)	12-28	('69)	121.	76-45	('08)	48-72-1	('74)
41.	27-14	('70, '82, '89)	13-28	('69)	122.	76-46	('08)	48-73-1	('74)
42.	28-14	('70)	13-29	('69)	123.	76-47	('08)	48-74-1	('74)
43.	28-15	(4-'04)	14-29	('69)	124.	76-48	('08)	49-75	('80)
44.	29-15	('82, '89, '04)	14-30	('69)	125.	77-48	('08)	49-76	('80)
45.	29-16	('82, '89, '04)	15-30	('69)	126.	77-49	('08)	50-76	('80)
46.	30-16	('82, '89)	16-30	('61, '64, '69)	127.	77-50	('08)	50-76-1	('74)
47.	31-16	('82, '89)	16-31	('69)	128.	78-50	('08)	50-77-1	('74)
48.	32-16	('89)	16-32	('69)	129.	79-50	('08)	50-78-1	('74)
49.	33-16	('89)	16-33	('69)	130.	79-51	('08)	50-79-1	('74)
50.	33-17	('89)	16-34	('69)	131.	80-51	('08)	51-80	('99)
51.	33-18	('89)	17-34	('69)	132.	80-52	('08)	51-81	('99)
52.	34-18	('89)	17-35	('69)	133.	81-52	('08)	51-82	('99)
53.	35-18	('89)	18-35	('69)	134.	82-52	('08)	52-82	('80, '99)
54.	35-19	('89)	18-36	('69)	135.	83-52	('08)	52-83	('80, '99)
55.	36-19	('89)	19-36	('69)	136.	83-53	('08, '14)	52-84	('99)
56.	36-20	('89)	19-37	('69)	137.	84-53	('08)	52-84-1	('74)
57.	36-21	('89)	20-37	('69)	138.	84-54	('02, '08)	53-84-1	('74)
58.	36-22	('89, '07)	20-38	('69)	139.	85-54	('02, '08)	53-85-1	('74)
59.	37-22	('07)	20-39	('69)	140.	86-54	('02)	54-85-1	('74)
60.	38-22	('07)	21-39	('61, '69, '80)	141.	87-54	('02)	55-85-1	('74)
61.	38-23	('07)	21-40	('61, '69, '80)	142.	88-54	('02)	55-86-1	('74)
62.	39-23	('07)	21-41	('61)	143.	88-55	('02, '14)	56-86-1	('74)
63.	40-23	('07)	22-41	('61)	144.	89-55	('02, '14)	56-87-1	('74)
64.	40-24	('07)	23-41	('61, '69, '80)	145.	90-55	('02, '14)	57-87-1	('74)
65.	40-25	('07)	23-42	('61, '69, '80)	146.	91-55	('02, '14)	58-87-1	('74)
66.	41-25	('07)	23-43	('69, '80)	147.	92-55	('02, '14)	58-88-1	('74)
67.	42-25	('07)	23-44	('69, '80)	148.	93-55	('02, '14)	58-89-1	('74)
68.	42-26	('07)	24-44	('61, '69, '80)	149.	94-55	('02)	59-89-1	('74)
69.	43-26	('07)	24-45	('61, '69, '80)	150.	94-56	('02, '14)	60-89-1	('74)
70.	44-26	('07)	24-46	('69, '80)	151.	95-56	('02)	61-89-1	('74)
71.	45-26	('07)	25-46	('61, '69, '80)	152.	95-57	('02, '14)	61-90-1	('74)
72.	45-27	('07)	25-47	('61, '69)	153.	95-58	('02, '14)	61-91-1	('74)
73.	46-27	('07)	26-47	('61, '69, '80)	154.	96-58	('02)	61-92-1	('74)
74.	47-27	('07)	26-48	('69)	155.	96-59	('02, '08, '14)	61-93-1	('74)
75.	48-27	('07)	27-48	('69)	156.	97-59	('08)	62-93-1	('74)
76.	49-27	('07)	28-48	('61, '69, '80)	157.	97-60	('08)	63-93-1	('74)
77.	49-28	('07)	28-49	('69)	158.	98-60	('08)	63-94-1	('74)
78.	49-29	('07)	28-50	('69)	159.	99-60	('08)	64-94-1	('74)
79.	49-30	('07)	29-50	('69)	160.	99-61	('08)	65-95	('80)
80.	50-30	('07)	30-50	('69, '80)	161.	99-62	('08)	66-94-1	('74)
81.	50-31	('05, '07)	30-51	('69, '80)	162.	100-62	('08)	67-95	('68)
					163.	--		68-94-1	('74)

CLUB HISTORY





# DAY OF THE WEEK TOTALS

YEAR	MON.	TUE.	WED.	THU.	FRI.	SAT.	SUN.	RECORD
1961	6-9	12-14	8-13	4-16	14-14	17-6	9-19	70-91
1962	<b>7-2</b>	9-16	<b>19-6</b>	10-7	12-14	12-14	17-17	86-76
1963	7-7	9-9	15-19	5-11	8-16	14-11	12-18	70-91
1964	5-9	14-11	18-9	7-5	10-17	12-13	16-16	82-80
1965	8-8	14-8	13-18	4-8	14-12	14-11	8-22	75-87
1966	8-9	11-9	12-12	7-10	14-10	15-11	13-21	80-82
1967	11-8	11-19	13-7	2-5	18-8	11-16	18-14	84-77
1968	9-12	9-13	7-18	5-9	13-13	10-14	14-16	67-95
1969	10-5	9-16	13-13	5-8	11-19	10-14	13-16	71-91
1970	9-4	13-14	14-12	9-8	13-13	9-16	19-9	86-76
1971	6-9	11-11	11-13	8-15	14-11	12-12	14-15	76-86
1972	5-10	11-12	13-10	8-6	10-16	14-12	14-14	75-80
1973	9-4	11-13	17-8	7-13	11-14	14-12	10-19	79-83
1974	7-10	8-15	14-12	4-8	14-14	12-15	9-20	68-94
1975	7-9	9-15	11-13	9-5	8-18	14-15	14-14	72-89
1976	10-7	12-11	11-12	9-9	8-16	14-14	12-17	76-86
1977	9-10	11-11	10-12	7-9	12-14	10-16	15-16	74-88
1978	5-12	9-14	11-11	<b>15-2</b>	16-12	15-14	16-10	87-75
1979	11-5	10-14	11-15	8-9	13-12	<b>20-6</b>	15-13	88-74
1980	8-10	12-10	12-12	5-13	14-13	8-17	6-20	65-95
1981	9-6	9-8	7-9	6-4	6-10	6-12	8-10	51-59
1982	11-4	12-13	10-13	11-10	17-9	16-10	16-10	93-69
1983	8-15	11-11	12-12	6-9	11-15	12-15	10-15	70-92
1984	8-13	15-10	11-14	7-8	13-12	15-10	12-14	81-81
1985	11-9	10-12	12-12	10-8	14-12	15-11	18-8	90-72
1986	12-8	17-8	15-8	8-10	11-15	17-8	12-13	92-70
1987	9-12	13-11	15-8	6-10	9-17	11-15	12-14	75-87
1988	8-11	7-16	11-13	9-8	16-11	10-16	14-12	75-87
1989	8-10	13-10	14-11	9-10	16-10	13-13	18-7	91-71
1990	11-9	15-9	11-15	8-9	12-13	11-14	12-13	80-82
1991	10-9	15-10	11-12	10-7	7-19	15-11	13-13	81-81
1992	7-10	8-18	9-16	8-9	14-12	16-10	10-15	72-90
1993	4-12	9-15	13-12	7-11	12-15	13-13	13-13	71-91
1994	2-10	8-9	9-9	5-8	8-11	8-10	7-11	47-68
1995	9-8	12-9	8-14	11-6	11-11	11-11	16-8	78-67
1996	7-13	9-15	11-12	7-11	14-11	9-17	13-12	70-91
1997	10-8	13-11	10-14	9-10	14-11	14-12	14-12	84-78
1998	12-5	11-11	15-11	10-9	11-14	11-15	15-12	85-77
1999	6-11	11-15	12-13	9-8	12-13	9-18	11-14	70-92
2000	9-9	13-12	11-14	8-8	18-8	13-13	10-16	82-80
2001	5-4	8-16	11-14	16-10	12-13	10-16	13-14	75-87
2002	6-8	13-12	16-9	11-8	19-8	15-11	<b>19-7</b>	99-63
2003	4-8	11-14	14-10	9-12	12-14	15-12	12-15	77-85
2004	7-4	13-11	11-14	11-13	17-9	19-7	14-12	92-70
2005	12-4	12-13	12-13	11-7	<b>18-7</b>	16-11	14-12	95-67
2006	12-10	16-9	11-14	6-6	14-12	16-10	14-12	89-73
2007	10-7	13-12	12-13	10-7	18-9	16-10	15-10	94-68
2008	12-8	17-8	14-11	10-4	14-12	16-10	17-9	<b>100-62</b>
2009	11-6	14-12	13-12	12-5	15-11	14-12	18-7	97-65
2010	10-8	8-17	14-11	5-11	14-12	16-10	13-13	80-82
2011	8-12	15-10	13-12	8-5	14-12	14-13	14-12	86-76
2012	12-7	15-9	13-12	6-10	16-10	14-11	13-14	89-73
2013	4-14	9-15	11-13	12-6	14-11	19-8	9-17	78-84
2014	10-9	15-11	15-9	10-5	17-9	17-9	14-12	98-64
2015	10-10	16-9	14-11	8-7	16-9	12-15	9-16	85-77
2016	11-10	11-14	12-12	8-6	7-19	11-15	14-12	74-88
2017	6-9	<b>18-7</b>	13-12	5-14	9-17	15-11	14-12	80-82
2018	9-7	13-12	13-10	8-10	16-11	10-17	11-15	80-82
<b>Totals</b>	<b>476-486</b>	<b>672-685</b>	<b>700-687</b>	<b>460-489</b>	<b>798-711</b>	<b>756-706</b>	<b>751-777</b>	<b>4,637-4,629</b>

NOTE: Bold denotes best record.

## ANGELS BY THE DECADES

YEARS	RECORD/PCT.	.500-or-BETTER SEASONS
1961-1969	685-770 (.471)	3
1970-1979	781-831 (.484)	3
1980-1989	783-783 (.500)	5
1990-1999	738-817 (.475)	4
2000-2009	900-720 (.556)	7
<b>2010-2017</b>	<b>750-708 (.514)</b>	<b>4</b>

CLUB HISTORY

# ANGELS MONTH BY MONTH TOTALS



YEAR	MARCH	APRIL	MAY	JUNE	JULY	AUG.	SEPT.	OCT
1961	—	4-9	12-16	12-22	17-10	13-19	12-14	0-1
1962	—	7-9	17-11	17-13	16-13	18-14	11-16	—
1963	—	11-10	11-17	19-12	12-19	8-18	9-15	—
1964	—	6-7	10-22	19-12	15-12	13-15	12-11	2-1
1965	—	6-7	18-17	9-17	14-14	14-17	13-14	1-1
1966	—	7-6	16-14	16-25	15-14	13-17	12-15	1-1
1967	—	8-9	10-18	20-11	17-11	11-16	17-11	1-1
1968	—	8-10	14-15	15-12	11-18	13-15	6-18	—
1969	—	6-10	8-19	11-18	15-14	15-12	16-16	0-2
1970	—	13-7	17-10	13-14	15-14	16-13	11-18	1-0
1971	—	12-11	11-16	12-18	17-11	11-16	13-14	—
1972	—	6-7	13-15	13-14	15-12	14-14	17-11	1-2
1973	—	9-8	15-12	15-15	10-19	12-14	18-15	—
1974	—	11-11	12-15	9-20	9-18	11-17	14-13	2-0
1975	—	12-8	10-18	13-17	12-16	15-14	16-11	—
1976	—	5-12	14-15	14-15	14-14	13-15	10-16	2-1
1977	—	9-13	15-10	12-12	11-18	14-15	12-19	1-1
1978	—	14-7	11-14	15-15	16-14	14-13	16-12	1-0
1979	—	15-8	15-12	14-15	17-11	11-17	16-11	—
1980	—	8-10	11-15	6-21	12-16	14-15	14-14	0-4
1981	—	10-11	13-16	8-2	9-10	10-10	10-18	1-2
1982	—	15-7	16-11	14-12	13-14	17-12	15-13	3-0
1983	—	13-9	14-12	13-14	9-20	12-18	7-19	2-0
1984	—	15-11	11-14	15-12	14-14	13-16	14-16	—
1985	—	14-7	12-13	15-12	16-11	16-13	14-13	3-3
1986	—	13-8	10-17	17-10	15-11	19-10	17-10	1-4
1987	—	12-11	9-17	17-11	15-11	13-16	7-19	2-2
1988	—	10-13	9-19	15-11	15-12	15-14	17-20	—
1989	—	15-10	18-7	12-14	18-10	15-14	12-16	1-0
1990	—	8-11	15-14	15-13	12-16	16-12	15-15	2-1
1991	—	10-10	16-11	15-12	11-15	11-18	12-13	3-2
1992	—	11-10	10-17	11-17	14-13	13-17	16-16	1-1
1993	—	13-6	14-15	10-17	11-17	11-17	10-18	2-1
1994	—	9-16	14-13	10-17	11-16	3-6	—	—
1995	—	2-2	18-11	14-13	20-7	13-17	10-16	1-1
1996	—	13-12	13-14	14-12	10-16	11-18	8-17	—
1997	—	12-12	16-12	13-15	19-9	14-15	10-15	—
1998	—	15-11	12-15	22-6	9-18	18-12	9-15	—
1999	—	11-12	13-15	11-15	8-17	8-21	16-12	3-0
2000	—	15-13	14-13	14-12	16-12	11-15	14-14	—
2001	—	10-15	14-13	14-13	16-11	15-14	6-15	0-6
2002	0-1	11-13	19-7	17-12	16-10	18-11	18-9	—
2003	0-1	13-13	13-13	14-13	12-15	14-15	11-15	0-0
2004	—	13-13	17-10	11-16	15-12	19-8	15-13	2-1
2005	—	13-11	17-11	17-9	14-13	19-9	19-9	2-0
2006	—	12-13	11-17	12-14	19-7	16-13	19-8	0-1
2007	—	15-11	18-11	17-9	12-12	18-11	14-14	—
2008	0-1	10-12	15-13	16-10	19-6	15-13	17-9	—
2009	—	9-12	16-12	17-9	19-7	17-12	16-12	3-1
2010	—	12-12	14-15	18-9	9-17	11-16	14-12	2-1
2011	1-0	14-12	14-16	13-12	17-10	14-13	13-13	1-1
2012	—	8-15	18-11	17-9	14-12	13-15	19-9	1-2
2013	—	9-17	16-13	14-13	9-15	14-14	16-12	—
2014	0-1	13-13	16-12	15-10	19-8	19-10	15-11	—
2015	—	11-11	16-13	14-13	14-10	10-19	18-9	2-2
2016	—	11-13	13-15	15-11	8-19	15-11	14-13	1-1
2017	—	14-13	14-15	14-14	9-13	18-10	10-17	1-0
2018	2-1	14-11	14-15	13-14	11-13	12-15	14-13	—
TOTALS	3-5	630-607	802-812	809-775	798-750	790-841	751-789	54-50

NOTE: Bold denotes best record.

## ANGELS VS. AMERICAN LEAGUE DIVISIONS

YEAR	VS. EAST			VS. CENTRAL			VS. WEST		
	HOME	ROAD	TOTAL	HOME	ROAD	TOTAL	HOME	ROAD	TOTAL
1969	20-16	11-25	31-41	—	—	—	23-22	17-28	40-50
1970	18-18	15-14	36-36	—	—	—	25-20	52-20	59-40
1971	20-16	15-21	35-37	—	—	—	15-30	26-19	41-49
1972	19-17	15-21	34-38	—	—	—	25-19	16-23	41-42
1973	18-18	16-20	34-38	—	—	—	25-20	20-25	45-45
1974	13-13	12-12	27-25	—	—	—	23-22	18-27	41-49
1975	17-19	18-17	35-36	—	—	—	18-27	19-26	37-53
1976	17-19	14-22	31-41	—	—	—	21-24	24-21	45-45
1977	17-19	17-19	34-38	—	—	—	22-23	18-27	40-50
1978	25-16	21-16	46-32	—	—	—	30-15	22-23	52-38
1979	25-17	16-26	41-43	—	—	—	24-15	23-16	47-31
1980	9-33	16-24	25-57	—	—	—	21-18	19-20	40-38
1981	19-13	13-14	32-27	—	—	—	7-15	12-17	19-32
1982	23-19	18-15	44-34	—	—	—	29-10	20-19	49-29
1983	20-22	18-24	38-46	—	—	—	15-24	17-22	32-46
1984	19-23	23-19	42-42	—	—	—	18-21	21-18	39-39
1985	28-14	17-25	45-39	—	—	—	21-16	24-17	45-33
1986	23-20	21-20	44-40	—	—	—	27-12	21-18	48-30
1987	20-22	16-26	36-48	—	—	—	18-21	21-18	39-39
1988	19-23	20-22	39-45	—	—	—	16-23	20-19	36-42
1989	30-12	20-22	50-34	—	—	—	22-17	19-20	41-37
1990	20-19	19-23	42-42	—	—	—	22-20	19-20	38-40
1991	23-19	21-21	44-40	—	—	—	17-22	20-19	37-41
1992	24-18	14-28	38-46	—	—	—	17-22	17-22	34-44
1993	24-18	12-30	36-48	—	—	—	20-19	15-24	35-43
1994	8-18	11-13	19-31	9-13	8-7	17-20	6-9	5-8	11-17
1995	15-15	15-14	30-29	13-11	18-7	31-18	13-7	6-13	19-20
1996	19-12	11-19	30-31	16-15	9-21	25-36	8-11	7-13	15-24
1997	16-12	9-18	25-30	17-11	13-14	30-25	12-5	13-5	25-11
1998	13-15	14-13	27-28	13-14	16-12	29-26	10-8	9-9	19-17
1999	15-15	9-21	24-36	13-15	8-19	21-34	11-13	14-28	25-41
2000	17-13	11-14	28-27	13-10	12-16	25-26	9-10	8-11	17-21
2001	10-9	14-8	24-17	15-9	9-12	24-21	9-20	8-21	17-41
2002	15-7	13-6	28-13	15-6	15-9	30-15	18-11	12-17	30-28
2003	7-14	15-10	22-24	17-6	9-9	26-15	16-14	10-19	27-30
2004	14-8	11-10	25-18	13-8	15-7	28-15	15-14	17-12	32-26
2005	12-8	7-14	19-22	15-10	10-9	25-17	16-11	18-11	34-22
2006	16-8	10-11	26-19	10-9	14-9	24-18	15-14	17-11	32-25
2007	21-9	13-13	34-26	14-10	18-11	32-21	18-11	14-12	32-23
2008	18-6	12-10	30-16	11-8	13-9	24-17	17-12	19-9	36-21
2009	15-6	11-11	26-17	14-8	13-9	27-17	14-15	16-12	30-27
2010	7-14	8-13	15-27	10-13	9-13	19-26	21-7	14-15	35-22
2011	8-11	12-12	20-23	14-9	11-9	25-18	16-14	11-16	27-30
2012	13-11	9-9	22-20	15-5	10-15	25-20	12-16	18-11	30-27
2013	10-8	8-8	18-16	7-9	11-5	18-14	17-20	14-24	32-44
2014	8-8	11-6	19-14	14-2	7-9	24-9	24-15	19-18	43-33
2015	7-7	9-6	16-13	11-6	6-11	17-17	24-14	20-18	44-32
2016	6-11	7-10	13-21	14-9	6-11	17-15	18-21	17-20	35-41
2017	9-7	10-6	19-13	7-11	4-12	11-23	20-17	19-20	39-37
2018	6-11	5-10	11-21	12-5	10-7	22-12	19-18	18-21	37-39
TOTALS	802-732	676-845	1478-1577	319-227	275-262	594-489	895-818	859-885	1727-1704

CLUB HISTORY





# ANGELS IN INTERLEAGUE PLAY

## N.L. WEST

### ARIZONA DIAMONDBACKS

YEAR	HOME	ROAD	TOTALS
1997	0-0	2-1	2-1
1998	1-2	0-0	1-2
1999	0-0	1-2	1-2
2000	1-2	0-0	1-2
2001	0-0	2-1	2-1
2006	0-0	3-0	3-0
2009	2-1	0-0	2-1
2012	1-1	1-1	2-2
2015	1-1	0-2	1-3
2018	1-1	0-2	1-3
<b>TOTALS</b>	<b>6-7</b>	<b>9-7</b>	<b>15-14</b>

### COLORADO ROCKIES

YEAR	HOME	ROAD	TOTALS
1997	0-2	1-1	1-3
1998	3-0	0-0	3-0
1999	0-0	2-1	2-1
2000	3-0	0-0	3-0
2001	0-0	3-0	3-0
2006	1-2	0-0	1-2
2009	2-1	0-0	2-1
2010	2-1	0-0	2-1
2012	0-0	3-0	3-0
2015	2-0	2-0	4-0
2018	1-1	1-1	2-2
<b>TOTALS</b>	<b>14-7</b>	<b>12-3</b>	<b>26-10</b>

### LOS ANGELES DODGERS

YEAR	HOME	ROAD	TOTALS
1997	0-2	0-2	0-4
1998	2-0	1-1	3-1
1999	1-2	1-2	2-4
2000	2-1	2-1	4-2
2001	2-1	2-1	4-2
2002	2-1	1-2	3-3
2003	3-0	1-2	4-2
2004	1-2	2-1	3-3
2005	3-0	2-1	5-1
2006	3-1	0-3	2-4
2007	3-0	2-1	5-1
2008	2-1	1-2	3-3
2009	1-2	2-1	3-3
2010	2-1	3-0	5-1
2011	2-1	2-1	4-2
2012	2-1	2-1	4-2
2013	2-0	0-2	2-2
2014	0-2	1-1	1-3
2015	1-2	0-3	1-5
2016	2-0	1-1	3-1
2017	1-1	1-1	2-2
2018	2-1	1-2	3-3
<b>TOTALS</b>	<b>38-22</b>	<b>28-32</b>	<b>66-54</b>

### SAN DIEGO PADRES

YEAR	HOME	ROAD	TOTALS
1997	1-1	1-1	2-2
1998	0-0	1-2	1-2
1999	0-3	0-0	0-3
2000	0-0	2-1	2-1
2001	2-1	0-0	2-1
2006	1-2	0-0	1-2
2009	3-0	0-0	3-0
2012	0-0	1-2	1-2
2015	1-2	0-0	1-2
2018	0-0	3-0	3-0
<b>TOTALS</b>	<b>8-9</b>	<b>8-6</b>	<b>16-15</b>

### SAN FRANCISCO GIANTS

YEAR	HOME	ROAD	TOTALS
1997	0-2	1-1	1-3
1998	1-2	0-0	1-2
1999	0-0	1-2	1-2
2000	2-1	0-0	2-1
2001	0-0	0-3	0-3
2006	0-0	1-2	1-2
2009	0-0	3-0	3-0
2012	2-1	0-0	2-1
2015	0-0	0-3	0-3
2018	1-2	0-0	1-2
<b>TOTALS</b>	<b>6-8</b>	<b>6-11</b>	<b>12-19</b>

## N.L. CENTRAL

### CHICAGO CUBS

YEAR	HOME	ROAD	TOTALS
2004	1-2	0-0	1-2
2010	0-0	2-1	2-1
2013	1-1	1-1	2-2
2016	0-2	0-2	0-4
<b>TOTALS</b>	<b>2-5</b>	<b>3-4</b>	<b>5-9</b>

### CINCINNATI REDS

YEAR	HOME	ROAD	TOTALS
2002	2-1	0-0	2-1
2007	0-0	2-1	2-1
2013	0-0	1-2	1-2
2016	3-0	0-0	3-0
<b>TOTALS</b>	<b>5-1</b>	<b>3-3</b>	<b>8-4</b>

### HOUSTON ASTROS

YEAR	HOME	ROAD	TOTALS
2004	0-0	1-2	1-2
2007	2-1	0-0	2-1
<b>TOTALS</b>	<b>2-1</b>	<b>1-2</b>	<b>3-3</b>

### MILWAUKEE BREWERS

YEAR	HOME	ROAD	TOTALS
2002	0-0	3-0	3-0
2004	1-2	0-0	1-2
2010	1-2	0-0	1-2
2013	0-0	3-0	3-0
2016	0-0	1-2	1-2
<b>TOTALS</b>	<b>2-4</b>	<b>7-2</b>	<b>9-6</b>

### PITTSBURGH PIRATES

YEAR	HOME	ROAD	TOTALS
2002	2-1	0-0	2-1
2004	0-0	1-2	1-2
2007	3-0	0-0	3-0
2013	0-3	0-0	0-3
2016	0-0	2-1	2-1
<b>TOTALS</b>	<b>5-4</b>	<b>3-3</b>	<b>8-7</b>

### ST. LOUIS CARDINALS

YEAR	HOME	ROAD	TOTALS
2002	0-0	1-2	1-2
2007	0-0	2-1	2-1
2010	0-0	1-2	1-2
2013	2-1	0-0	2-1
2016	0-3	0-0	0-3
<b>TOTALS</b>	<b>2-4</b>	<b>4-5</b>	<b>6-9</b>

## N.L. EAST

### ATLANTA BRAVES

YEAR	HOME	ROAD	TOTALS
2005	0-0	2-1	2-1
2008	1-2	0-0	1-2
2011	2-1	0-0	2-1
2014	0-0	1-2	1-2
2017	2-1	0-0	2-1
<b>TOTALS</b>	<b>5-4</b>	<b>3-3</b>	<b>8-7</b>

### MIAMI MARLINS

YEAR	HOME	ROAD	TOTALS
2003	0-0	2-1	2-1
2005	2-1	0-0	2-1
2011	0-0	2-1	2-1
2014	2-1	0-0	2-1
2017	0-0	1-2	1-2
<b>TOTALS</b>	<b>4-2</b>	<b>5-4</b>	<b>9-6</b>

### NEW YORK METS

YEAR	HOME	ROAD	TOTALS
2003	1-2	0-0	1-2
2005	0-0	2-1	2-1
2008	1-2	0-0	1-2
2011	0-0	2-1	2-1
2014	2-1	0-0	2-1
2017	0-0	1-2	1-2
<b>TOTALS</b>	<b>4-5</b>	<b>5-4</b>	<b>9-9</b>

### PHILADELPHIA PHILLIES

YEAR	HOME	ROAD	TOTALS
2003	2-1	0-0	2-1
2008	0-0	3-0	3-0
2014	2-0	2-0	4-0
2017	3-0	0-0	3-0
<b>TOTALS</b>	<b>7-1</b>	<b>5-0</b>	<b>12-1</b>

### WASHINGTON NATIONALS

YEAR	HOME	ROAD	TOTALS
2003*	0-0	2-1	2-1
2005	1-2	0-0	1-2
2008	0-0	2-1	2-1
2011	3-0	0-0	3-0
2014	0-0	2-1	2-1
2017	1-1	1-1	2-2
<b>TOTALS</b>	<b>5-3</b>	<b>7-4</b>	<b>12-7</b>

\* vs. Montreal Expos (in San Juan, PR)

## BY DIVISION

DIVISION	HOME	ROAD	TOTAL
N.L. West	72-53	63-59	135-112
N.L. Central	18-19	21-19	39-38
N.L. East	25-15	25-15	50-30
<b>TOTALS</b>	<b>115-87</b>	<b>109-93</b>	<b>224-180</b>

## BY YEAR

YEAR	HOME	ROAD	TOTAL
1997	1-7	3-5	4-12
1998	6-2	4-4	10-6
1999	2-7	4-5	6-12
2000	7-2	5-4	12-6
2001	5-4	5-4	10-8
2002	6-3	5-4	11-7
2003	6-3	5-4	11-7
2004	3-6	4-5	7-11
2005	6-3	6-3	12-6
2006	4-5	3-6	7-11
2007	8-1	6-3	14-4
2008	4-5	6-3	10-8
2009	6-3	5-4	11-7
2010	5-4	6-3	11-7
2011	7-2	6-3	13-5
2012	6-3	6-3	12-6
2013	5-5	5-5	10-10
2014	6-4	6-4	12-8
2015	5-5	4-7	8-12
2016	5-5	4-6	9-11
2017	7-3	4-6	11-9
2018	5-5	5-5	10-10
<b>TOTALS</b>	<b>115-87</b>	<b>109-93</b>	<b>224-180</b>



# SERIES SWEEPS



3-GAME					4-GAME				
BALTIMORE	TOT.	W/L	H/R	LAST TIME	TOT.	W/L	H/R	LAST TIME	
10	W		H	May 1-3, 2018	0	W	H	—	
11	L		H	Aug. 27-29, 2010	0	L	H	—	
2	W		R	Aug. 19-21, 2011	0	W	R	—	
10	L		R	Aug. 3-5, 2010	2	L	R	July 17-20, 2003	
BOSTON	TOT.	W/L	H/R	LAST TIME	TOT.	W/L	H/R	LAST TIME	
12	W		H	Aug. 28-30, 2012	1	W	H	July 17-20, 2015	
13	L		H	Apr. 17-19, 2018	1	L	H	June 12-15, 1980	
4	W		R	Aug. 21-23, 2012	2	W	R	Aug. 18-21, 2014	
16	L		R	June 26-28, 2018	3	L	R	Apr. 21-24, 2011	
CHICAGO (AL)	TOT.	W/L	H/R	LAST TIME	TOT.	W/L	H/R	LAST TIME	
9	W		H	May 15-17, 2017	1	W	H	Sept. 28-Oct. 1, 1970	
1	L		H	Sept. 24-26, 2010	1	L	H	Sept. 22-25, 1983	
7	W		R	Sept. 7-9, 2018	1	W	R	July 28-31, 1988	
11	L		R	Aug. 10-12, 2015	4	L	R	July 5-8, 2010	
CLEVELAND	TOT.	W/L	H/R	LAST TIME	TOT.	W/L	H/R	LAST TIME	
12	W		H	Apr. 28-30, 2014	2	W	H	May 13-16, 1982	
12	L		H	Sept. 19-21, 2017	0	L	H	—	
4	W		R	Sept. 3-5, 2004	2	W	R	July 28-30, 1997	
4	L		R	July 25-27, 2017	6	L	R	Aug. 30-Sept. 2, 1999	
COLORADO	TOT.	W/L	H/R	LAST TIME	TOT.	W/L	H/R	LAST TIME	
2	W		H	July 7-9, 2000	0	W	H	—	
0	L		H	—	0	L	H	—	
2	W		R	June 8-10, 2012	0	W	R	—	
0	L		R	—	0	L	R	—	
DETROIT	TOT.	W/L	H/R	LAST TIME	TOT.	W/L	H/R	LAST TIME	
12	W		H	Aug. 6-8, 2018	4	W	H	May 28-31, 2015	
8	L		H	Aug. 16-18, 1993	0	L	H	—	
4	W		R	June 25-27, 2013	1	W	R	July 13-16, 1995	
12	L		R	Apr. 30-May 2, 2010	1	L	R	July 1-4, 1968	
HOUSTON	TOT.	W/L	H/R	LAST TIME	TOT.	W/L	H/R	LAST TIME	
1	W		H	—	0	W	H	—	
1	L		H	Aug. 24-26, 2018	1	L	H	May 31-June 3, 2013	
1	W		R	June 28-30, 2013	0	W	R	—	
4	L		R	Sept. 21-23, 2018	0	L	R	—	
KANSAS CITY	TOT.	W/L	H/R	LAST TIME	TOT.	W/L	H/R	LAST TIME	
9	W		H	June 4-6, 2018	0	W	H	—	
8	L		H	June 25-27, 2007	3	L	H	May 6-9, 1996	
9	W		R	April 12-14, 2018	2	W	R	May 23-26, 2013	
8	L		R	Apr. 14-16, 2017	0	L	R	—	
LOS ANGELES	TOT.	W/L	H/R	LAST TIME	TOT.	W/L	H/R	LAST TIME	
1	W		H	May 18-20, 2007	0	W	H	—	
0	L		H	—	0	L	H	—	
1	W		R	June 11-13, 2010	0	W	R	—	
2	L		R	July 31-Aug. 2, 2015	0	L	R	—	
MILWAUKEE	TOT.	W/L	H/R	LAST TIME	TOT.	W/L	H/R	LAST TIME	
4	W		H	May 16-18, 1997	0	W	H	—	
4	L		H	Sept. 19-21, 1988	0	L	H	—	
4	W		R	Aug. 30-Sept. 1, 2013	1	W	R	July 27-30, 1995	
5	L		R	May 9-11, 1997	0	L	R	—	
MINNESOTA	TOT.	W/L	H/R	LAST TIME	TOT.	W/L	H/R	LAST TIME	
14	W		H	June 24-26, 2014	0	W	H	—	
6	L		H	Aug. 6-8, 1996	1	L	H	Sept. 22-25, 1988	
10	W		R	July 31-Aug. 2, 2009	2	W	R	Sept. 4-7, 2014	
8	L		R	Apr. 17-19, 2009	2	L	R	Sept. 27-30, 1993	
NEW YORK (AL)	TOT.	W/L	H/R	LAST TIME	TOT.	W/L	H/R	LAST TIME	
9	W		H	July 10-12, 2009	2	W	H	—	
8	L		H	Apr. 27-29, 2018	0	L	H	July 21-24, 1994	
6	W		R	May 25-27, 2007	0	W	R	—	
7	L		R	June 5-7, 2015	5	L	R	July 22-25, 1993	
OAKLAND	TOT.	W/L	H/R	LAST TIME	TOT.	W/L	H/R	LAST TIME	
12	W		H	Aug. 28-30, 2017	5	W	H	Aug. 28-31, 2014	
7	L		H	Apr. 9-11, 2013	3	L	H	Oct. 4-7, 2001	
8	W		R	Sept. 3-5, 2012	1	W	R	July 10-13, 1997	
12	L		R	June 29-July 1, 2004	2	L	R	Apr. 18-20, 1980	
PHILADELPHIA	TOT.	W/L	H/R	LAST TIME	TOT.	W/L	H/R	LAST TIME	
1	W		H	Aug. 1-3, 2017	0	W	H	—	
1	L		H	June 20-23, 2008	0	L	H	—	
0	W		R	—	0	W	R	—	
0	L		R	—	0	L	R	—	
PITTSBURGH	TOT.	W/L	H/R	LAST TIME	TOT.	W/L	H/R	LAST TIME	
1	W		H	June 22-24, 2007	0	W	H	—	
1	L		H	June 21-23, 2013	0	L	H	—	
0	W		R	—	0	W	R	—	
0	L		R	June 12-14, 2001	0	L	R	—	
SAN DIEGO	TOT.	W/L	H/R	LAST TIME	TOT.	W/L	H/R	LAST TIME	
14	W		H	June 12-14, 2009	0	W	H	—	
1	L		H	July 18-20, 1999	0	L	H	—	
1	W		R	Aug. 13-15, 2018	0	W	R	—	
0	L		R	—	0	L	R	—	
SAN FRANCISCO	TOT.	W/L	H/R	LAST TIME	TOT.	W/L	H/R	LAST TIME	
0	W		H	—	0	W	H	—	
0	L		H	—	0	L	H	—	
1	W		R	June 15-17, 2009	0	W	R	—	
2	L		R	May 1-3, 2015	0	L	R	—	
SEATTLE	TOT.	W/L	H/R	LAST TIME	TOT.	W/L	H/R	LAST TIME	
9	W		H	Apr. 7-9, 2017	4	W	H	July 7-10, 2011	
8	L		H	June 11-13, 2018	2	L	H	July 7-10, 2005	
11	W		R	June 4-6, 2010	3	W	R	Aug. 10-13, 2017	
6	L		R	Sept. 26-28, 2014	1	L	R	Apr. 19-22, 2001	
TAMPA BAY	TOT.	W/L	H/R	LAST TIME	TOT.	W/L	H/R	LAST TIME	
12	W		H	Aug. 10-12, 2009	1	W	H	May 6-9, 2004	
2	L		H	July 31-Aug. 2, 2018	1	L	H	Aug. 16-19, 2012	
3	W		R	July 14-16, 2006	0	W	R	—	
3	L		R	Apr. 24-26, 2012	0	L	R	—	
TEXAS	TOT.	W/L	H/R	LAST TIME	TOT.	W/L	H/R	LAST TIME	
12	W		H	Sept. 24-26, 2018	0	W	H	—	
5	L		H	Aug. 5-7, 2013	0	L	H	—	
11	W		R	April 9-11, 2018	1	W	R	July 10-13, 2014	
9	L		R	July 29-31, 2013	4	L	R	Sept. 26-29, 2013	
TORONTO	TOT.	W/L	H/R	LAST TIME	TOT.	W/L	H/R	LAST TIME	
12	W		H	May 9-11, 2014	0	W	H	—	
3	L		H	Aug. 21-23, 2015	0	L	H	—	
7	W		R	Sept. 10-12, 2013	0	W	R	—	
10	L		R	July 26-28, 2005	2	L	R	July 3-6, 1992	
WASHINGTON	TOT.	W/L	H/R	LAST TIME	TOT.	W/L	H/R	LAST TIME	
1	W		H	June 27-29, 2011	0	W	H	—	

CLUB HISTORY





# MARATHONS IN ANGELS HISTORY

[4 INNINGS-OR-MORE]

DATE	OPPONENT	H/A	INNINGS	SCORE	WINNER	LOSER
4/13/82 **	Seattle	H	20	4-3	Sanchez	Nelson
7/9/71	Oakland	A	20	0-1	Knowles	Queen
8/9/14	Boston	H	19	5-4	Shoemaker	Workman
4/29/13	Oakland	A	19	8-10	Blevins	Enright
7/28/05	Toronto	A	18	1-2	Walker	Shields
6/8/04	Milwaukee	H	17	0-1	Kinney	Ortiz
9/21/89	Cleveland	A	17	4-5	Bailes	Monteleone
9/10/88	Texas	A	17	2-3	Vande Berg	Cook
5/31/66	Cleveland	H	17	5-7	Hargan	Chance
7/18/14	Seattle	H	16	3-2	Santiago	Leone
9/8/10 **	Cleveland	H	16	4-3	Palmer	Ambriz
7/6/90	Milwaukee	A	16	9-8	Minton	Edens
7/22/89	Detroit	H	16	5-4	Petry	Hudson
7/7/86	Milwaukee	A	16	3-1	Forster	Plesac
4/8/82	Oakland	A	16	8-6	Sanchez	Jones
7/24/78	Cleveland	A	16	5-4	Griffin	Kern
9/22/75	Chicago	H	16	3-0	Kirkwood	Gossage
7/8/72	Boston	H	16	4-3	Barber	Lee
8/1/71	Detroit	A	16	3-4	Niekro	Allen
5/11/70	Boston	H	16	2-1	LaRoche	Brett
4/24/64	Cleveland	H	16	2-5	McMahon	Fowler
8/3/63	Chicago	H	16	6-5	Foytack	Fisher
9/6/08	Chicago (A.L.)	R	15	6-7	Wasserman	Speier
6/13/04	Chicago (N.L.)	H	15	5-6	Leicester	Hensley
9/7/97	Detroit	A	15	5-4	Hasegawa	Dishman
9/27/96	Texas	A	15	4-3	Harris	Whiteside
9/2/92	Cleveland	H	15	3-2	Lewis	Lilliquist
9/13/86	Chicago	A	15	3-2	Lucas	Dawley
6/4/85	Baltimore	A	15	6-5	Cliburn	Dixon
4/30/85	Boston	H	15	3-2	Cliburn	Ojeda
6/12/83	Toronto	H	15	5-6	Clarke	C. Brown
8/7/80	Minnesota	H	15	4-2	Hassler	Williams
8/27/76	New York	H	15	0-5	Jackson	Monge
7/28/76	Kansas City	H	15	2-3	Gura	Kirkwood
8/19/75	Milwaukee	H	15	5-4	Scott	Austin
6/14/74	Boston	H	15	4-3	Raziano	Tiant
6/14/71	Boston	H	15	3-4	Lyle	Fisher
8/21/68	Baltimore	H	15	3-4	Brabender	Pattin
6/6/64	New York	H	15	0-2	Stafford	Smith
4/24/63	Detroit	A	15	3-4	Anderson	Grba
4/13/63	Chicago	H	15	1-0	Navarro	Peters
6/10/14	Oakland	H	14	2-1	Rasmus	Francis
8/20/13	Cleveland	H	14	1-4	Carrasco	Blanton
4/9/11	Toronto	H	14	6-5	Haren	Rauch
9/10/10 **	Seattle	H	14	4-3	Thompson	Sweeney
6/5/03	Montreal	R	14	7-8	Eischen	Callaway
4/27/03	Boston	H	14	4-6	Mendoza	Callaway
4/28/02	Toronto	H	14	8-5	Lukasiewicz	Borbon
6/13/97	San Diego	A	14	7-8	Bochtler	Hasegawa
5/8/96	Kansas City	H	14	1-3	Pichardo	Eichhorn
7/11/93	New York	H	14	3-2	Linton	Monteleone
5/24/93	Seattle	A	14	3-4	Henry	Crim
8/9/92	Chicago	H	14	8-12	Pall	Bailes
9/10/89	Boston	H	14	2-1	McClure	Lamp
6/21/89	Toronto	H	14	1-6	Minton	Henke
9/10/86	Cleveland	A	14	7-6	Finley	Yett
6/28/85	Kansas City	A	14	4-5	Quisenberry	Corbett
6/26/84	Texas	A	14	3-2	Kison	Jones
9/14/83	Kansas City	H	14	0-1	Armstrong	Steirer
8/24/83	Milwaukee	A	14	0-1	Slaton	Hassler
7/12/83	Detroit	A	14	4-5	Bailey	Witt
7/13/80	Oakland	H	14	5-4	Montague	Hamilton
8/10/79	Seattle	H	14	6-8	Stein	LaRoche
8/20/78	Baltimore	H	14	1-0	Griffin	Stanhouse
10/2/76	Oakland	A	14	8-9	Fingers	Verhoeven
9/13/76	Texas	A	14	6-2	Drago	Bacsik
5/30/76	Kansas City	H	14	2-3	Mingori	Drago
8/6/70	Minnesota	A	14	1-2	Doyle	Williams
6/11/69	Baltimore	A	14	7-5	Borbon	Richert
6/24/66	Baltimore	H	14	5-4	Sanford	Fisher
6/11/66	Kansas City	H	14	4-3	Sanford	Krausse
4/12/66	Chicago	A	14	2-3	Pizarro	Brunet
9/15/65	Chicago	H	14	2-1	Sukla	Fisher
9/6/63	Kansas City	H	14	4-3	Osinski	Bowsfield
9/9/62	Baltimore	A	14	3-4	Wilhelm	Navarro
7/23/62	Baltimore	H	14	6-5	Chance	Hall
6/25/61	Baltimore	H	14	8-9	Hall	Klin

\*\* Played a club-record 30 innings in consecutive games (two occurrences)

CLUB HISTORY



# ANGELS IN EXTRA INNINGS



YEAR	HOME	ROAD	TOTAL	YEAR	HOME	ROAD	TOTAL
1961	2-5	3-4	5-9	1989	4-3	4-2	8-5
1962	6-5	4-4	10-9	1990	6-2	4-3	10-5
1963	5-3	6-4	11-7	1991	2-7	0-2	2-9
1964	2-4	8-1	10-5	1992	4-3	4-5	8-8
1965	5-3	2-4	7-7	1993	4-3	0-5	4-8
1966	6-6	3-2	9-8	1994	2-6	2-1	4-7
1967	3-2	2-5	5-7	1995	2-4	4-1	6-5
1968	5-4	4-0	9-4	1996	4-2	4-5	8-7
1969	4-5	3-1	7-6	1997	4-3	1-5	5-8
1970	6-4	3-3	9-7	1998	2-3	4-3	6-6
1971	2-4	7-6	9-10	1999	3-4	1-4	4-8
1972	8-2	1-1	9-3	2000	2-2	7-5	9-7
1973	4-7	7-4	11-11	2001	4-5	3-3	7-8
1974	2-3	1-3	3-6	2002	7-3	3-2	10-5
1975	4-7	3-3	7-10	2003	1-2	1-2	2-4
1976	6-7	7-5	13-12	2004	2-4	2-2	4-6
1977	3-3	5-3	8-6	2005	6-4	3-6	9-10
1978	5-3	5-2	10-5	2006	4-4	4-3	8-7
1979	2-3	2-1	4-4	2007	6-2	1-1	7-3
1980	4-6	2-4	6-10	2008	2-3	1-2	3-5
1981	3-0	1-4	4-4	2009	3-2	4-2	7-4
1982	6-2	2-3	8-5	2010	6-4	3-3	9-7
1983	3-9	5-5	8-14	2011	6-5	2-8	8-13
1984	4-5	6-5	10-10	2012	0-1	3-3	3-4
1985	7-1	4-2	11-3	2013	5-6	3-2	8-8
1986	4-1	3-4	7-5	2014	7-4	3-3	10-7
1987	7-5	2-8	9-13	2015	4-4	1-3	5-7
1988	3-6	7-2	10-8	2016	0-3	0-1	0-4
				2017	4-4	4-3	8-7
				2018	3-4	2-3	5-7

## ANGELS LONGEST WINNING STREAKS

#G	YEAR	OPPONENTS	DATES
11	1964	(Wash. 5, Cle. 3, K.C. 3)	June 16
10	2014	(Min. 3, Cle. 1, Tex. 3, Hou. 2)	Sept. 4
10	1979	(Min. 5, Oak. 5)	Apr. 11
10	1997	(Sea. 2, Oak. 4, Tex. 2, Det. 2)	July 5
10	2002	(T.B. 1, Bal. 3, T.B. 3, Bal. 3)	Aug. 29
9	1998	(Min. 1, K.C. 2, Sea. 2, Col. 3, Ari. 1)	May 31
9	2004	(Min. 2, Det. 3, T.B. 4)	May 1
9	2004	(T.B. 2, N.Y. 3, K.C. 3, Min. 1)	Aug. 18
8	1987	(K.C. 1, Tex. 3, Chi. 3, Cle. 1)	June 21
8	1995	(Cle. 2, Mil. 4, Sea. 2)	July 25
8	2002	(Sea. 1, Tor. 3, Cle. 3, Tor. 1)	Apr. 24
8	2002	(Det. 2, Chi. 3, Det. 2, Chi. 1)	May 8
8	2005	(Tex. 3, L.A. 3, Tex. 2)	June 20
8	2005	(Det. 3, Tex. 3, T.B. 2)	Sept. 16
8	2006	(Oak. 3, TB. 3, Cle. 2)	July 7
8	2009	(Oak. 2, KC 3, Min. 3)	July 18
8	2012	(Oak. 2, Sea. 4, NYY 2)	May 22
8	2013	(Chi. 2, Sea. 2, K.C. 4)	May 18
7	1961	(Chi. 1, K.C. 3, Min. 2, Det. 1)	July 2
7	1966	(Chi. 2, Min. 3, K.C. 2)	June 13
7	1967	(Chi. 2, Min. 4, Bos. 1)	July 17
7	1971	(Chi. 2, K.C. 2, Min. 3)	Apr. 12
7	1982	(Sea. 4, Min. 3)	Apr. 13
7	1983	(Cle. 4, N.Y. 3)	May 22
7	1986	(Bal. 1, N.Y. 2, Det. 4)	Aug. 24
7	1988	(Tor. 1, Cle. 4, Det. 2)	July 6
7	1988	(Oak. 1, Chi. 4, Sea. 2)	July 27
7	1989	(Tor. 1, Det. 4, Oak. 2)	July 18
7	1990	(Cle. 2, Tor. 2, Mil. 3)	May 21
7	1995	(Min. 1, Chi. 3, N.Y. 3)	May 18
7	1996	(Tor. 2, Det. 4, Mil. 1)	Apr. 17
7	1996	(Cle. 1, K.C. 3, Tor. 3)	June 9
7	1997	(Chi. 2, Bal. 2, Mil. 3)	June 12
7	2008	(Tor. 2, Sea. 3, Oak. 2)	May 31
7	2009	(S.D. 3, S.F. 3, L.A. 1)	June 12
7	2013	(Det. 3, Hou. 3, Sh. 1)	July 7
7	2015	(Sea. 1, Bos. 4, Min. 2)	July 12
7	2015	(Hou. 2, Sea. 3, Oak. 2)	Sept. 22
7	2018	(Oak. 1, Tex. 3, KC 3)	Apr. 8

## ANGELS LONGEST LOSING STREAKS

#G	YEAR	OPPONENTS	DATES
13	1988-89	(Mil. 5, Min. 7, Tex. 1)	Sept. 19
11	1974	(Tex. 1, Oak. 4, Cle. 3, Bal. 3)	June 30
11	1992	(Sea. 1, Min. 3, Tor. 4, Cle. 2, Det. 1)	June 28
11	1999	(L.A. 2, S.D. 3, Tex. 2, Bal. 3, T.B. 1)	July 16
11	2016	(Oak. 1, Sea. 4, Chi. 2, Cle. 4)	Aug. 4
10	1963	(Det. 1, Bal. 3, Wash. 4, N.Y. 2)	June 30
10	1969	(N.Y. 4, Bos. 3, Det. 3)	May 16
10	1993	(Cle. 2, Bos. 3, N.Y. 4, Oak. 1)	July 17
9	1961	(N.Y. 3, Chi. 5, K.C. 1)	June 11
9	1970	(Min. 3, K.C. 2, Chi. 2, Mil. 2)	Sept. 4
9	1980	(N.Y. 3, Bos. 4, Bal. 2)	June 11
9	1987	(N.Y. 4, Bal. 2, Tor. 3)	May 22
9	1995	(Bal. 3, N.Y. 3, Bos. 3)	Aug. 25
9	1995	(Chi. 1, K.C. 3, Oak. 3, Tex. 2)	Sept. 13

CLUB HISTORY





# I-O WINS AND LOSSES

**GAMES:** 230

**RECORD:** 127-103

**HOME/ROAD:** 131/99

**HOME RECORD:** 90-41

**ROAD RECORD:** 37-62

**MOST WINS:** Chance (11); Finley (10); Ryan (7); Tanana, Newman (5); May, Washburn (4)

**MOST LOSSES:** Brunet (6); Wright, Tanana (5); Newman, May, McGlothlin, Ryan, Finley (4)

**MOST DECISIONS:** Finley (14, 10-4); Chance (13, 11-2); Ryan (11, 7-4); Tanana (10, 5-5); Newman (9, 5-4); Brunet (9, 3-6)

**EXTRA-INNING GAMES:** 32

**RECORD:** 20-12

**ROAD RECORD:** 6-6

**HOME RECORD:** 14-6

**LONGEST GAME:** 20 inn. (7/9/71) at Oak. (1-0 loss)

DATE	OPP	H/R	W/L	WINNER	LOSER	DATE	OPP	H/R	W/L	WINNER	LOSER
7/9/61	DET (1)	R	L	Lary	Grba	5/18/69	NY (2)	R	L	Hamilton	Wilhelm
4/12/62	CHI	R	W	McBRIDE	HORLEN	6/22/69	CHI	H	L	WYNNE	McGlothlin
5/20/62	BOS	R	W	Belinsky	Schwall	7/2/69	KC	R	L	BUTLER	MURPHY
6/6/62	CHI	H	W	McBRIDE	HERBERT	9/4/69	CHI	H	W	May	John
7/17/62	DET	H	W	McBRIDE	Aguirre	4/30/70	NY	R	L	BAHNSEN	May
8/10/62	MIN	H (11)	W	CHANCE	KAAT	9/3/70	KC	H	W	BRADLEY	ROOKER
4/13/63	CHI	H (15)	W	Navarro	Peters	5/20/71	MIN	H	W	WRIGHT	Corbin
6/4/63	CHI	H	W	OSINSKI	Peters	7/2/71	OAK	H	W	CLARK	ODOM
6/21/63	WAS	H	W	Chance	Rudolph	7/9/71	OAK	R (20)	L	Knowles	Queen
7/17/63	CLE (2)	H	W	Foytack	Kralick	8/5/71	CHI	H	L	WOOD	WRIGHT
7/31/63	CLE (1)	R	L	LATMAN	Newman	8/27/71	BOS	H	W	Messersmith	SIEBERT
8/9/63	NY	H	L	BOUTON	D. Lee	9/8/71	OAK	R	L	HUNTER	MAY
6/2/64	BOS	H	W	CHANCE	Lamabe	9/13/71	MIN	H	L	KAAT	MURPHY
6/26/64	KC (1)	H	W	Belinsky	Drabowsky	9/29/71	MIN	R	L	BLYLEVEN	WRIGHT
7/11/64	CHI	H	W	CHANCE	Talbot	4/15/72	TEX	H	W	MESSERSMITH	Bosman
7/15/64	DET (2)	H	W	CHANCE	Regan	6/15/72	CLE	H	L	COLBERT	Wright
7/17/64	MIN	R	W	Newman	Stigman	7/5/72	MIL	H	W	RYAN	STEPHENSON
7/24/64	KC	R	L	O'DONOGHUE	D. Lee	7/16/72	MIL (1)	R	W	MAY	COLBORN
8/5/64	BAL	H	W	Chance	Bunker	7/22/72	NY (1)	R	W	Barber	Lyle
8/18/64	DET (1)	R	W	CHANCE	Aguirre	7/31/72	KC	H	L	NELSON	Ryan
8/18/64	DET (2)	R	L	LOLICH	Newman	8/9/72	CLE	H	L	WOOD	Ryan
8/22/64	CLE (1)	R	L	SIEBERT	Chance	8/27/72	CHI	H (12)	W	RYAN	Hennigan
9/5/64	BAL	H	W	Brunet	Barber	9/3/72	BAL	H (10)	W	MESSERSMITH	WATT
9/22/64	CHI	H	W	NEWMAN	Howard	9/15/72	CHI	H (11)	W	MAY	BRADLEY
9/25/64	MIN	H	W	CHANCE	KAAT	9/22/72	MIN	R	L	BLYLEVEN	MESSERSMITH
4/25/65	NY (2)	R	L	STOTTLEMYRE	May	4/25/73	BAL	H	W	SINGER	McNALLY
5/3/65	BOS	H	W	CHANCE	Stephenson	5/4/73	BAL	R	W	MAY	McNALLY
5/21/65	CHI	H	W	Newman	JOHN	6/9/73	MIL	H	L	Colborn	MAY
6/19/65	CLE	H	L	TERRY	Newman	6/21/73	MIN	R	L	BLYLEVEN	WRIGHT
7/4/65	CHI	R	L	John	Brunet	8/26/73	BOS	H	W	SINGER	TIANT
7/10/65	CLE	H	W	Newman	McDOWELL	7/6/74	CLE	H	L	Bosman	FIGUEROA
8/31/65	NY	H	W	CHANCE	Stafford	8/19/74	DET	H	W	TANANA	Holdsworth
9/3/65	KC (2)	H	L	Krausse	Newman	8/20/74	DET	H (11)	L	LOLICH	RYAN
5/5/66	KC	H	W	Newman	Sheldon	9/5/74	CHI	H	L	Johnson	FIGUEROA
6/3/66	DET	H	L	Aguirre	M. LOPEZ	9/8/74	CHI	H	L	Kaat	HASSLER
6/8/66	CHI	H	W	BRUNET	Lamabe	4/26/75	OAK	H	W	Tanana	HOLTZMAN
6/19/66	KC (1)	R	L	KRAUSSE	WRIGHT	5/4/75	TEX	R	L	Hands	HASSLER
6/25/66	BAL	H	L	Bunker	BRUNET	5/16/75	BAL	R	L	PALMER	TANANA
7/6/66	DET	R (10)	W	Brunet	Sherry	5/31/75	BAL	H	L	CUELLAR	SINGER
7/20/66	BOS (2)	R (10)	W	Rojas	Wyatt	6/1/75	BAL	H	W	RYAN	Grimsley
8/12/66	CHI	R	L	JOHN	CHANCE	6/22/75	TEX	H	W	FIGUEROA	JENKINS
8/23/66	NY	R	W	CHANCE	Peterson	6/23/75	TEX	H (13)	L	Umbarger	Kirkwood
5/12/67	CHI	R	L	Horlen	Sanford	7/23/75	BAL	R	W	TANANA	PALMER
5/13/67	CHI	R (10)	L	O'TOOLE	Rojas	8/10/75	NY	H	W	Scott	MAY
6/1/67	WAS	R	L	PASCUAL	Clark	9/19/75	MIN	H	W	Pactwa	BLYLEVEN
7/13/67	CHI	R	L	Peters	Brunet	4/26/76	MIL	R	L	Colborn	TANANA
8/8/67	NY	H	L	Monbuquette	Brunet	5/12/76	TEX	H	L	SINGER	Kirkwood
8/11/67	BOS	H	W	McGLOTHLIN	Stange	5/26/76	CHI	H (11)	L	Brett	KIRKWOOD
9/2/67	CLE	H (12)	W	Rojas	Allen	6/15/76	MIL	H	L	RYAN	COLBORN
4/10/68	NY	R	L	STOTTLEMYRE	Brunet	8/5/76	TEX	R	W	BLYLEVEN	ROSS
6/28/68	WAS (2)	R (11)	W	Pattin	Knowles	9/20/76	TEX	H	W	RYAN	BLYLEVEN
7/27/68	CHI	H	L	Priddy	Brunet	10/3/76	OAK	R	W	RYAN	TORREZ
8/6/68	BAL	WAS (2)	R	COLEMAN	McGlothlin	5/30/77	CLE	R	L	ECKERSLEY	TANANA
8/10/68	BAL	R	L	BRABENDER	MURPHY	6/10/77	CLE	H	W	TANANA	GARLAND
8/19/68	BAL	H	L	HARDIN	McGLOTHLIN	6/24/77	TEX	H (10)	L	Devine	TANANA
9/28/68	CHI	H	W	Pattin	Fisher	7/31/77	BOS	H	L	AASE	LaRoche
4/29/69	SEA	R	L	PATTIN	McGLOTHLIN	4/7/78	OAK	H	W	TANANA	Langford
5/14/69	WAS	H	W	McGlothlin	Hannan	4/13/78	MIN	H (11)	W	LaRoche	T. Johnson
						6/7/78	OAK (2)	R	L	Keough	Griffin
						8/1/78	OAK	H	L	LANGFORD	RYAN
						8/7/78	OAK	R	L	RENKO	AASE
						8/20/78	BAL	H (14)	W	Griffin	Stanhouse

CLUB HISTORY



# I-O WINS AND LOSSES



DATE	OPP	H/R	W/L	WINNER	LOSER	DATE	OPP	H/R	W/L	WINNER	LOSER
9/11/78	TEX	R	L	JENKINS	HARTZELL	4/23/00	TB	R	L	Eiland	Dickson
5/2/79	NYL	H	W	RYAN	GUIDRY	5/6/00	SEA	R	L	Sasaki	Holtz
5/23/79	MIL	R	L	TRAVERS	AASE	9/6/00	DET	R	W	Schoeneweis	Sparks
7/2/80	CHI	R	L	BAUMGARTEN	TANANA	9/17/00	MIN	R	L	RADKE	BELCHER
9/22/81	CHI	H	W	Moreno	BAUMGARTEN	6/8/01	LAD	R	W	Valdez	Carrara
10/3/81	TEX	R	L	BUTCHER	MORENO	6/13/01	SF	R	L	Ortiz	Schoeneweis
5/19/83	SEA	R	L	YOUNG	FORSCH	7/2/01	OAK	R (12)	L	Tam	Hasegawa
8/24/83	MIL	R (14)	L	Slaton	Hassler	7/29/01	BAL	H	L	Mercedes	Valdez
9/14/83	KC	H (14)	L	Armstrong	Steirer	4/23/02	SEA	R	L	Franklin	ORTIZ
6/29/84	MIL	R	L	Haas	ROMANICK	7/3/02	BAL	H	W	Washburn	ERICKSON
7/25/84	SEA	H (10)	W	Sanchez	BETTIE	7/11/02	KC	R	W	Washburn	MAY
8/18/84	BAL	R	L	BODDICKER	Witt	7/28/02	SEA	R	W	Appier	Sasaki
9/30/84	TEX	R	W	WITT	HOUGH	8/11/02	TOR	R	W	Washburn	Halladay
6/9/85	TEX	H	W	Romanick	JACKSON	9/17/02	OAK	R (10)	W	Weber	Koch
9/27/86	KC	H	L	HOUGH	Sutton	7/4/03	OAK	R	W	Sele	MULDER
4/18/87	MIN	H	W	Candelaria	VIOLA	5/1/04	MIN	R	W	Rodriguez	Rincon
6/12/87	KC	R	L	SABERHAGEN	WITT	5/7/04	TB	H	W	LACKEY	Hendrickson
9/29/87	CHI	R	L	Bannister	WITT	5/18/04	NYN	H (11)	W	Shields	Quantrill
5/4/88	DET	H	L	MORRIS	PETRY	6/8/04	MIL	H (17)	L	Kinney	Ortiz
6/4/88	MIL	R	L	HIGUERA	PETRY	9/8/04	TOR	H	L	Miller	Escobar
6/7/88	TEX	R	W	Finley	HOUGH	9/15/04	SEA	R	L	FRANKLIN	Lackey
6/10/88	KC	H	W	PETRY	Leibrandt	9/19/04	TEX	H	L	Young	Washburn
4/26/89	DET	H	W	Finley	MORRIS	4/16/05	OAK	R (10)	L	Calero	Shields
4/30/89	TOR	H (11)	W	McClure	Henke	4/24/05	OAK	H	W	Shields	BLANTON
6/7/89	CLE	H	L	SWINDELL	FINLEY	6/15/05	OAK	H	L	Drese	COLON
7/18/89	TOR	R	W	BLYLEVEN	KEY	5/1/06	OAK	H	L	Zito	Carrasco
8/20/89	CLE	H	W	McCASKILL	BLACK	9/4/06	BAL	H	W	Weaver	Lopez
4/11/90	SEA	H	W	Langston	Hanson	6/27/07	KC	H	L	de la Rosa	Weaver
6/4/90	TEX	R	L	Brown	McCaskill	4/2/08	MIN	R	W	Saunders	Blackburn
6/22/90	DET	H	W	Bailes	Gibson	5/26/08	DET	H (12)	W	Arredondo	Dolsi
8/17/90	BOS	R	W	FINLEY	BODDICKER	6/28/08	LAD	R	L	Billingsley	Weaver
9/2/90	CHI	H	W	Finley	FERNANDEZ	6/29/08	LAD	R	W	Lackey	Lowie
8/24/91	BOS	H	W	McCaskill	Morton	8/1/08	NYN	R	W	Santana	Rivera
8/28/91	DET	H	W	J. Abbott	GULLICKSON	5/9/09	KC	H	W	SAUNDERS	GREINKE
9/7/91	MIL	H	W	Finley	NAVARRO	7/8/10	CWS	R	L	DANKS	SANTANA
9/8/91	MIL	H	W	J. Abbott	Plesac	7/23/10	TEX	R	L	Wilson	Saunders
9/13/91	CHI	H	L	McDOWELL	J. ABBOTT	8/29/10	BAL	R	L	Guthrie	Weaver
4/29/92	TOR	R	L	STOTTEMYRE	J. ABBOTT	5/28/11	MIN	R	L	Burnett	Takahashi
8/11/92	MIL	H	W	Grahe	Navarro	6/29/11	WAS	H	W	Haren	ZIMMERMAN
9/26/92	CHI	R	W	Finley	Fernandez	7/5/11	DET	H	W	HAREN	Verlander
8/24/93	BAL	R	L	Moyer	FINLEY	7/21/11	TEX	H	W	Weaver	Wilson
9/22/93	CHI	H	L	Alvarez	FINLEY	8/5/11	SEA	H	W	Walden	Cortes
6/14/94	KC	R	W	FINLEY	Gubicza	6/19/13	SEA	H	W	Wilson	Saunders
6/29/94	OAK	R	L	Eckersley	FINLEY	7/24/13	MIN	H	W	Weaver	Pelfrey
7/2/94	BAL	R	W	LANGSTON	McDONALD	7/31/14	BAL	R (13)	W	Santiago	Webb
7/8/95	MIL	H	W	LANGSTON	BONES	6/13/15	OAK	H	W	Wilson	GRAVEMAN
5/28/96	NY	H	W	GRIMSLEY	ROGERS	7/17/15	BOS	H	W	Smith	Uehara
6/30/96	OAK	H	W	Hancock	WASDIN	8/19/15	CWS	H	W	Weaver	Samardzija
7/22/96	DET	H	W	Finley	OLIVARES	7/16/16	CWS	H	W	SHOEMAKER	Shields
6/23/97	TEX	R	W	Watson	Oliver	4/16/17	KC	R	L	Kennedy	Skaggs
5/12/99	NYN	R	W	Finley	Cone	9/12/17	HOU	H	L	Verlander	Richards
7/23/99	BAL	R	L	Guzman	McDowell	6/5/18	KC	H	W	HEANEY	Keller
9/15/99	KC	R	W	Finley	Carter	9/9/18	CWS	R	W	HEANEY	Hamilton
10/3/99	TEX	H	W	Washburn	Morgan	9/11/18	TEX	H	W	N. Ramirez	Sampson

CAPS indicate Complete Games

## MLB SECURITY POLICIES

**Bag Inspections:** Fans may not bring coolers, backpacks and large bags (exceeding 16x16x8) into any ballpark. All bags will be inspected before they are permitted into the ballpark.

**Vehicles:** Only authorized vehicles may be parked within 100 feet of any ballpark exterior. Authorized vehicles may include law enforcement/emergency vehicles, broadcast equipment trucks, and vehicles of Club staff, players and their families and umpires. Unattended cars left overnight will be investigated and removed as soon as possible.

**Clubhouse and Field Access:** Clubhouse security will be provided for at least four hours prior to each game. With the exception of permitted players' family members, absolutely no one without proper credentials will be given access to the clubhouse, field or press box. Except for uniformed players and staff, all persons entering the clubhouse or field area (including credentialed personnel and permitted players' family members) must present photo identification and be logged in prior to gaining access.

Club security personnel will make random credential checks of photographers and others present on the field. All equipment and bags used by members of the press must be thoroughly inspected before being allowed into a ballpark. All broadcast equipment trunks must be removed from the ballpark immediately following pre-game set-up.

CLUB HISTORY





# ANGELS STEALING HOME

- 1963 — Albie Pearson vs. Detroit (July 20, at Dodger Stadium)
- 1964 — Ed Kirkpatrick at Kansas City (May 5)
- 1965 — Jose Cardenal vs. Kansas City (May 9, at Dodger Stadium)  
Jose Cardenal at Boston (June 1)  
Jose Cardenal at Boston (July 25)
- 1966 — Jim Fregosi vs. Washington (Sept. 3)  
Paul Schaal vs. Washington (Sept. 3)
- 1967 — Jose Cardenal vs. Minnesota (July 23)
- 1972 — Mickey Rivers at Oakland (May 22)
- 1974 — Dave Chalk vs. Kansas City (May 12)  
Lee Stanton vs. Minnesota (July 28, 2nd game)  
Bruce Bochte at Chicago (Sept. 15)  
John Doherty at Minnesota (Sept. 20)  
Morris Nettles at Kansas City (Sept. 25)  
Denny Doyle vs. Oakland (Oct. 1)
- 1976 — Dave Collins vs. Detroit (Aug. 30)
- 1977 — Bobby Bonds at Toronto (Aug. 15)
- 1979 — Bob Clark at Toronto (Aug. 24)
- 1981 — Rod Carew at Seattle (Apr. 12)
- 1985 — Gary Pettis at Seattle (Apr. 28)  
Gary Pettis vs. Texas (June 11)
- 1989 — Devon White vs. Boston (Sept. 9)★
- 1992 — Luis Polonia at Seattle (June 26)  
Luis Polonia at New York (Aug. 21)
- 1994 — Chris Turner at Boston (July 5)
- 1995 — Rex Hudler vs. Detroit (July 21)
- 1997 — Tony Phillips at Seattle (June 28)
- 2006 — Orlando Cabrera vs. Dodgers (July 2)
- 2009 — Gary Matthews Jr. at Arizona (June 28)
- 2011 — Erick Aybar at Toronto (Sept. 20)
- 2013 — Collin Cowgill vs. Seattle (Sept. 21)  
★ Stole for cycle

## ANGELS HOME RAINOUTS

### Dodger Stadium:

- 1 — Apr. 14, 1963, vs. Chicago (Easter Sunday)
- 2 — Sept. 17, 1963, vs. Baltimore (Tuesday Night)
- 3 — Apr. 12, 1965, vs. Cleveland (Monday –Opening Night)
- 4 — Sept. 18, 1965, vs. Baltimore (Saturday –Day)
- 5 — Sept. 19, 1965, vs. Baltimore (Sunday)

### Angel Stadium:

- 6 — Apr. 4, 1967, vs. Chicago Cubs (Pre-Season –Tuesday Night)
- 7 — Apr. 8, 1975, vs. Kansas City (Tuesday Night)
- 8 — Sept. 5, 1978, vs. Texas (Tuesday Night)
- 9 — Apr. 19, 1981, vs. Minnesota (Easter Sunday)
- 10 — Apr. 19, 1983, vs. Oakland (Tuesday Night)
- 11 — Apr. 20, 1983, vs. Oakland (Wednesday Night)
- 12 — Apr. 28, 1983, vs. Detroit (Thursday Night)
- 13 — Sept. 24, 1986, vs. Cleveland (Wednesday Night)
- 14 — Apr. 14, 1988, vs. Chicago (Thursday Day)
- 15 — June 16, 1995, vs. Chicago (Friday Night)
- 16 — July 19, 2015 vs. Boston (Sunday Day)

### The Angels have had electrical delays/failures on three occasions at Angel Stadium:

- Apr. 21, 1977 – Game cancelled due to blackout. Rescheduled as part of doubleheader on Sept. 8, 1977.
- June 13, 1986 – Game delayed 38 minutes due to electrical outage delay.
- June 24, 2010 – Game delayed 18 minutes due to electrical delay.



Collin Cowgill steals home - Sept. 21, 2013

## ANGELS AT THE ALL-STAR BREAK

YEAR	W-L	POS	GB	YEAR	W-L	POS	GB
1961	35-51	T8th	-20 1/2	1991	44-37	3rd	-2
1962	45-37	3rd	-2 1/2	1992	35-52	7th	-18
1963	41-46	7th	-12	1993	43-43	T4th	-2
1964	37-44	7th	-13 1/2	1994★	38-51	3rd	-5
1965	41-44	6th	-13 1/2	1995★	39-30	T1st	—
1966	46-39	4th	-11	1996	43-45	T3rd	-8 1/2
1967	45-40	4th	-4 1/2	1997	44-42	2nd	-4 1/2
1968	39-43	6th	-15 1/2	1998	49-37	1st	+1 1/2
1969	36-58	6th	-22	1999	41-45	4th	-6 1/2
1970	51-35	2nd	-5	2000	47-41	3rd	-5
1971	42-50	4th	-16 1/2	2001	42-45	3rd	-21
1972★	40-52	5th	-16 1/2	2002	51-35	2nd	-3
1973	48-48	T4th	-7	2003	49-43	3rd	-8 1/2
1974	39-59	6th	-17	2004	47-40	3rd	-2 1/2
1975	40-51	6th	-17	2005	52-36	1st	+5
1976	35-52	6th	-18 1/2	2006	43-45	3rd	-2
1977	42-46	5th	-11	2007	53-35	1st	+2 1/2
1978	46-40	1st	+1	2008	57-38	1st	+6
1979	55-38	1st	+2	2009	49-37	1st	+1.5
1980	29-48	7th	-16 1/2	2010	47-44	2nd	-4 1/2
1981★	31-29	4th	-6	2011	50-42	2nd	-1
1982	49-37	1st	+1	2012	48-38	2nd	-4
1983	42-36	2nd	-2	2013	44-49	3rd	-11
1984	44-42	3rd	-1	2014	57-37	2nd	-1 1/2
1985	52-35	1st	+6	2015	48-40	1st	-0.5
1987	46-43	4th	-3	2016	37-52	5th	-16.5
1988	41-46	T4th	-12 1/2	2017	45-47	T2nd	-16.5
1989	52-33	1st	+1 1/2	2018	49-48	4th	-14
1990	41-43	4th	-11				



## PITCHING/FIELDING

NO-HITTER by ANGELS – Jered Weaver, May 2, 2012 vs. Minnesota (9-0 score, 10th no-hitter in Angels' history)  
 NO-HITTER vs. ANGELS – Eric Milton, Sept. 11, 1999 at Minnesota (7-0 score)  
 ONE-HITTER by ANGELS – Andrew Heaney (9.0 IP); June 5, 2018 vs. Kansas City (1-0 W)  
 ONE-HITTER vs. ANGELS – Mike Clevinger (5.2 IP), Dan Otero (0.1 IP), Bryan Shaw (1 IP), Andrew Miller (1 IP) & Cody Allen (1 IP); Aug. 13, 2016 at Cleveland (1-5 L)  
 10-OR-MORE STRIKEOUT GAME by ANGELS STARTER – Andrew Heaney (10), Sept. 26, 2018 vs. Texas (ninth 10+ strikeout game by an Angels starter in 2018)  
 10-OR-MORE STRIKEOUT GAME by OPPONENT STARTER – Justin Verlander (11); Sept. 22, 2018 at Houston (fourth 10+ strikeout game by an opponent starter in 2018)  
 CONSECUTIVE 10-or-MORE STRIKEOUT GAMES – Andrew Heaney, July 3, 2018 at Seattle (10 K's) & July 8, 2018 vs. Los Angeles (N.L.) (10 K's)  
 SHUTOUT by ANGELS – Andrew Heaney (7.0 IP), Ty Buttrey (1.0 IP), Blake Parker (0.2 IP) & José Álvarez (0.1 IP); Sept. 9, 2018 at Chicago (A.L.) (8th Angels shutout in 2018)  
 SHUTOUT vs. ANGELS – Brett Anderson (6.2 IP), Ryan Dull (1.0 IP), Frankie Montas (0.1 IP) & Aaron Brooks (1.0 IP); Sept. 19, 2018 at Oakland (10th time being shutout in 2018)  
 COMPLETE GAME by ANGELS – Andrew Heaney (9 IP – W); June 5, 2018 vs. Kansas City (1st complete game by an Angels starter in 2018)  
 COMPLETE GAME vs. ANGELS – Corey Kluber (9 IP – W); Aug. 4, 2018 at Cleveland (2nd complete game by an opposing starter in 2018)  
 CONSECUTIVE SHUTOUTS by ANGELS – Hector Santiago (7 IP), J.C. Ramírez (1 IP) & Fernando Salas (1 IP); July 15, 2016 vs. Chicago (A.L.) & Matt Shoemaker (9 IP); July 16, 2016 vs. Chicago (A.L.)  
 CONSECUTIVE SHUTOUTS vs. ANGELS – Ian Kennedy (8 IP), Kelvin Herrera (1 IP); Apr. 16, 2017 at KC & Charlie Morton (5 IP), Chris Devenski (2 IP), Luke Gregerson (1 IP), Ken Giles (1 IP); Apr. 17, 2017 at Houston)  
 CONSECUTIVE SHUTOUTS, INDIVIDUAL, by ANGELS – John Lackey, July 7, 2006 at Oakland (3-0 score) & July 14, 2006 vs. Tampa Bay (3-0 score)  
 CONSECUTIVE COMPLETE GAMES by ANGELS – Jerome Williams (9 IP), 4-0 score, May 1, 2012 vs. Minnesota; Jered Weaver (9 IP), 9-0 score, May 2, 2012 vs. Minnesota  
 CONSECUTIVE COMPLETE GAMES vs. ANGELS – Brandon Morrow (9 IP), 5-0 score, May 3, 2012 vs. Toronto; Henderson Alvarez (9 IP), 4-0 score, May 4, 2012 vs. Toronto  
 CONSECUTIVE COMPLETE GAME VICTORIES by ANGELS – Jerome Williams (9 IP), 4-0 score, May 1, 2012 vs. Minnesota; Jered Weaver (9 IP), 9-0 score, May 2, 2012 vs. Minnesota  
 CONSECUTIVE COMPLETE GAME DEFEATS vs. ANGELS – Brandon Morrow (9 IP), 5-0 loss, May 3, 2012 vs. Toronto; Henderson Alvarez (9 IP), 4-0 loss, May 4, 2012 vs. Toronto  
 1-0 GAME, VICTORY – Andrew Heaney (7.0 IP), Ty Buttrey (1.0 IP), Blake Parker (0.2 IP) & José Álvarez (0.1 IP); Sept. 9, 2018 at Chicago (A.L.)  
 1-0 GAME, DEFEAT – Justin Verlander (8 IP) & Ken Giles (1 IP); Sept. 12, 2017 vs. Houston  
 LAST ANGELS POSITION PLAYER TO PITCH – Francisco Arcia, Sept. 20, 2018 vs. Oakland (2.0 IP, 3 ER, 4 H, 2 HR)  
 TRIPLE PLAY by ANGELS – July 5, 1997 vs. Seattle  
 TRIPLE PLAY vs. ANGELS – Aug. 16, 2018 at Texas


## BATTING

INSIDE-THE-PARK HOME RUN by ANGELS – Peter Bourjos, Apr. 11, 2012 at Minnesota (5th inning off Carl Pavano)  
 INSIDE-THE-PARK HOME RUN vs. ANGELS – Edwin Encarnación; Apr. 2, 2018 vs. Cleveland (2nd inning off J.C. Ramírez)  
 PINCH-HIT HOME RUN by ANGELS – Jose Briceño, Sept. 24, 2018 vs. Texas (11th inning off Matt Moore) (6th Angels pinch-hit HR of 2018)  
 PINCH-HIT HOME RUN vs. ANGELS – Chad Pinder, Sept. 20, 2018 at Oakland (7th inning off Francisco Arcia)  
 GRAND SLAM by ANGELS – Kaleb Cowart (First career grand slam) – Sept. 18, 2018 at Oakland (6th inning off Lou Trivino)  
 GRAND SLAM vs. ANGELS – Yuli Gurriel, Sept. 21, 2018 at Houston (1st inning off Andrew Heaney)  
 WALK-OFF HR by ANGELS – Jose Briceño, Sept. 24, 2018 vs. Texas (11th inning, solo HR off Matt Moore)  
 WALK-OFF HR vs. ANGELS – Mitch Haniger, June 13, 2018 at Seattle (9th inning, two-run HR off Oliver Drake)  
 PINCH-HIT GRAND SLAM by ANGELS – Alberto Callaspo, May 26, 2012 at Seattle (6th inning off Felix Hernandez)  
 PINCH-HIT GRAND SLAM vs. ANGELS – Ben Broussard, Apr. 21, 2007 vs. Seattle (8th inning off Scot Shields)  
 TWO-HOME RUN GAME by ANGELS – Justin Upton, Sept. 15, 2018 vs. Seattle (13th Angels two-HR game of 2018)  
 TWO-HOME RUN GAME vs. ANGELS – Yuli Gurriel, Sept. 21, 2018 at Houston (10th two-HR game vs. Angels in 2018)  
 MULTIPLE ANGELS W/TWO-HR-OR-MORE IN ONE GAME – Mike Trout (2) & Luis Valbuena (2), Aug. 19, 2017 at Baltimore  
 THREE-HOME RUN GAME by ANGELS – Torii Hunter, June 13, 2009 vs. San Diego (previous: Garret Anderson, June 4, 2003 at Montreal in Puerto Rico)  
 THREE-HOME RUN GAME vs. ANGELS – Mookie Betts, April 17, 2018 vs. Boston (previous: Manny Machado, Aug. 18, 2017 at Baltimore)  
 BACK-TO-BACK HOME RUNS by ANGELS – Mike Trout & Shohei Ohtani, Sept. 15, 2018 vs. Seattle (1st inning)  
 BACK-TO-BACK HOME RUNS vs. ANGELS – Nick Martini & Chad Pinder, Sept. 20, 2018 at Oakland (7th inning)  
 BACK-TO-BACK-TO-BACK HOME RUNS by ANGELS – Kole Calhoun, Mike Trout, Albert Pujols, Sept. 3, 2016 at Seattle (1st inning)  
 BACK-TO-BACK-TO-BACK HOME RUNS vs. ANGELS – Adrián Beltré, Mike Napoli & Nelson Cruz, Sept. 27, 2011 vs. Texas (5th inning)  
 THREE HOME RUNS, ONE INNING, by ANGELS – Brandon Phillips, Luis Valbuena & Mike Trout, Sept. 26, 2017 at Chicago (A.L.) (2nd inning)  
 THREE HOME RUNS, ONE INNING, vs. ANGELS – Daniel Parka, Avisail García & Nicky Delmonico, July 26, 2018 (7th inning)  
 FIVE-HIT GAME by ANGELS – Mike Trout (5-for-5), Sept. 8, 2018 at Chicago (A.L.)  
 FIVE-HIT GAME vs. ANGELS – Mitch Haniger, Sept. 30, 2017 vs. Seattle (5-for-5)  
 FIVE-RBI GAME or more by ANGELS – Kaleb Cowart (5 RBI), Sept. 18, 2018 at Oakland (fourth occasion this season)  
 FIVE-RBI GAME or more vs. ANGELS – Yuli Gurriel (7 RBI), Sept. 21, 2018 at Houston  
 THREE STEALS, INDIVIDUAL, by ANGELS – Cameron Maybin (4 SB), June 9, 2017 at Houston  
 THREE STEALS, INDIVIDUAL, vs. ANGELS – Rajai Davis (3 SBs), Aug. 5, 2017 vs. Oakland  
 BATTING FOR THE CYCLE by ANGELS – Mike Trout, May 21, 2013 vs. Seattle (6th Angel player/7th time in club history)  
 BATTING FOR THE CYCLE vs. ANGELS – Carlos Gomez, Apr. 29, 2017 at Texas  
 STRAIGHT STEAL OF HOME by ANGELS – Collin Cowgill, Sept. 21, 2013 vs. Seattle  
 STRAIGHT STEAL OF HOME vs. ANGELS – B.J. Upton, Sept. 17, 2007 vs. Tampa Bay  
 TWO HITS SAME INNING, INDIVIDUAL, by ANGELS – Martín Maldonado, Aug. 2, 2017 vs. Philadelphia (3rd inning)  
 TWO HITS SAME INNING, INDIVIDUAL, vs. ANGELS – Marcus Semien, Sept. 20, 2018 at Oakland (4th inning)  
 WALK-OFF WIN, by ANGELS – Taylor Ward, two-run home run; Sept. 30, 2018 vs. Oakland (9th inning)





# ANGEL STADIUM



The 2019 season marks the Halos' 54th season at Angel Stadium, their home for 53 of their 58 seasons. After spending their first five years of existence playing at Wrigley Field and Chavez Ravine, the Angels landed in their new home in Orange County. Since opening the doors for its first exhibition game Apr. 9, 1966, Angel Stadium has played host to some of the Club's memorable events including seven Western Division clinching games (1979, 1982, 1986, 2007, 2008, 2009 and 2014), three All-Star Games (1967, 1989 and 2010) and the 2002 World Series, including the Angels' Game 7 victory over the San Francisco Giants to clinch the franchise's first championship. Angel Stadium has also seen several individual Halos leave their indelible marks on the game of baseball. Whether it be the four Angels no-hitters, Rod Carew's 3,000th hit, Reggie Jackson's 500th home run, Don Sutton's 300th win or Albert Pujols' 600th home run, Angel Stadium has housed some of Major League Baseball's most prestigious accomplishments.

Presently, Angel Stadium sits as baseball's fourth-oldest ballpark, trailing only Boston's Fenway Park, Chicago's Wrigley Field and Los Angeles' Dodger Stadium. Affectionately known as "The Big A", Angel Stadium has seen over 119 million fans pass through its gates since 1966, including a current stretch of 16 consecutive seasons of three million fans, a streak only the Angels and Yankees have achieved since 2003.

## STADIUM QUICK FACTS

**Location Site:** 2000 Gene Autry Way, Anaheim, CA (off State College Blvd., between Orangewood Blvd. & Katella Ave., west of 57 freeway)

**Design:** Three-level structure

**Seating Capacity:** 45,517

**Parking Capacity:** Approximately 15,000 automobiles

**Stadium Area:** 140 acres

**Foul Lines:** 330 feet

**Left Field:** 347 feet

**Left Field Power Alley:** 389 feet

**Center Field:** 396 feet

**Right Field Power Alley:** 365 feet\*

**Right Field:** 348 feet\*

**Outfield Fence Height:** 8 feet

\*Right Field and Right Field Power Alley fence raised from 8' to 18' in 1998 and lowered back to 8' in 2018

**Construction:** Started Aug. 31, 1964. Completed Apr. 8, 1966

**Renovations:** Started Oct. 1, 1996. Completed Mar. 27, 1998

**First Game:** California Angels vs. San Francisco Giants, April 9, 1966

**First Regular Season Game:** California Angels vs. Chicago White Sox, Apr. 19, 1966

**Total Regular Season Games Played (entering 2019):** 4,241


**Total Postseason Season Games Played (entering 2019):** 34

**First Regular Season NFL Game:** Los Angeles Rams vs. Detroit Lions, Sept. 7, 1980

**Last Regular Season NFL Game:** Los Angeles Rams vs. Washington Redskins, Dec. 24, 1994







After an Aug. 31, 1964 groundbreaking ceremony, Anaheim Stadium, as it was originally known, was completed in 1966 at a cost of \$24 million. The facility's centerpiece was a giant A-frame scoreboard standing 230 feet high and was the source of the stadium's nickname.

With a seating capacity of 43,250, Anaheim Stadium was built with "Convenience, Comfort and Courtesy" in mind. Narrow foul territory areas and quickly rising decks gave fans an up-close view of the action. Gradually-inclined ramps, escalators, wide aisles and helpful ushers as well as three surrounding freeways, 26 entrance lanes and 28 exit lanes added to the Big A's accessibility.


Anaheim Stadium underwent construction to enclose the stadium in 1979 for additional seating to accommodate the Rams' football games. Seating capacity was increased to 64,593 for baseball and more than 70,000 for football. A total of 108 executive style boxes were added to surround the rear of the Club Level. In addition to the Stadium Club, there were two other private dining areas designed for groups — the Stadium Pavilion and the Football Press Box.

- Apr. 10, 1964** — Anaheim City Council accepts letter of intent in special joint session of Council of Orange County Board of Supervisors, but Supervisors decline to join Anaheim in financing and constructing stadium. City Council unanimously votes to "Go it Alone." Contractor Del Webb pledges to complete stadium before April 1966 and proceeds with plans, at his own risk, pending final decision of Council. Council authorizes City Manager and City Attorney to draw up lease agreement with Angels and contract for construction of stadium.
- Aug. 8, 1964** — Anaheim and Angels sign 35-year lease for stadium.
- Aug. 25, 1964** — Purchase of 150 acres completed. By resolution, City Council officially names stadium "Anaheim Stadium."
- Aug. 26, 1964** — Anaheim and Del Webb Construction sign contract for construction of stadium to seat about 50,000 at maximum cost of \$16 million.
- Aug. 31, 1964** — Groundbreaking for construction of stadium. Angels owner Gene Autry, Del Webb and Anaheim Mayor Odra Chandler shoveled soil in a clearing surrounded by orange groves and corn fields.
- Aug. 26, 1965** — Structural steel construction of stadium completed.
- Sept. 2, 1965** — Decision made to open with 43,204 seating capacity.
- Oct. 1, 1965** — Stadium grass planted.
- Oct. 15, 1965** — Last concrete poured.
- Nov. 15, 1965** — Installation of seats begins.
- Nov. 23, 1965** — Compaction and grading of parking lot begins.
- Dec. 8, 1965** — Model of scoreboard is unveiled; Standard Oil Company to finance \$1 million, 230-foot, A-frame scoreboard structure in left field.
- Dec. 29, 1965** — Placement of light towers; work on scoreboard begins.
- Apr. 9, 1966** — Anaheim Stadium opens in Angels exhibition vs. San Francisco Giants.





# ANGEL STADIUM



At that time, the Big A board was preserved and moved to the edge of the parking lot adjacent to the Orange Freeway behind the right field area.

When the Rams left for St. Louis, Anaheim Stadium's primary tenant remained the Angels, who originally signed a 35-year contract (through 2001). Renovations began Oct. 1, 1996, to revert the 30-year old structure back to a baseball only facility and the ballpark was renamed Edison International Field. The total cost for the stadium renovation was estimated at \$100 million and the project was completed in time for the Angels' Opening Day, Apr. 1, 1998. New enhancements were added all around the ballpark but perhaps the most noticeable is the center field waterfalls and rock formation that come together to form an "A". Settled inside the waterfall's rapids are water geysers that originally shot water into the air whenever an Angels player hit a home run.

Other unique features of Angel Stadium include terraced bullpens in the outfield, widened concourses, new restroom and concession areas, family-oriented seating sections, state-of-the-art club-level and dugout-level suites, a youth-oriented interactive game area and landscaped courtyards (with statues in remembrance of Gene Autry and Michelle Carew).

In addition, Angel Stadium includes two full-service restaurants: The St. Archer Brewing Co. Club (a sports bar located at the club level down the right field line) and The Lexus Diamond Club (an upscale restaurant with outdoor seating on the field level behind home plate). In 2014, the newest luxury seating area was added to the ballpark with the opening of HALO, now known as the Don Julio Club.

During the 2016 and 2017 offseasons, Angel Stadium underwent several major upgrades. The first round of improvements began immediately following the 2016 season when a new state-of-the-art LED stadium light system was installed. The following offseason, Angel Stadium received one of its largest technological enhancements to date. In Oct., 2017, the Angels partnered with Daktronics to bring 14 LED displays, including two new video boards in both left and right field to Angel Stadium. At the time it was installed, the right field display was the third largest in Major League Baseball at 9,500 square feet and features 7.7 million LEDs. Eight ribbon displays totaling 1,168 feet in length were also installed along the seating fascia to provide additional statistics and graphics. The largest of these included the entire fascia length along the first and third baselines. Finally, a new out-of-town scoreboard replaced the existing board on the right field wall. All total, the Club added more than 23,000 square feet of new LED displays to their home venue.

Also installed prior to the 2018 season was a new state-of-the-art sound system. The main seating bowl now has 300 speakers plus more than 50 subwoofers and is powered by 200,000 watts.

With the enhancements made throughout the course of the past several years, Angel Stadium proudly maintains the title of the fourth-oldest ballpark in the Majors while offering its guests access to some of the latest technological amenities. As a result, Angel Stadium continues to be one of Southern California's most unique sports venues.





Nestled in the corner of the Angel Stadium parking lot is one of the ballpark's most recognizable features, "The Big A" message board. With the completion of Anaheim Stadium in 1966, the facility's centerpiece was a giant A-frame scoreboard standing 230 feet high. At the time, it was the largest scoreboard ever constructed and became the source of the stadium's nickname. The Big A's original home was just beyond the left field wall where it served as the facility's main scoreboard for over a decade. When the stadium underwent construction to accommodate the Los Angeles Rams in 1979, The Big A was preserved and moved to its current location in the southeastern corner of the parking lot, adjacent to the 57 freeway. Contractors used a 125-ton crane and two large dollies to move the structure over 1,200 feet across the stadium lots.

The Angels have long utilized The Big A to celebrate each of the club's victories. After every Angel win, both home and road, the 70-foot wide halo atop the Big A is illuminated for fans both inside the ballpark and out to see. It is customary for the halo to remain lit until dawn of the day following a victory. The Angels are one of the few sports franchises whose post-victory tradition signals a win to all within sight of their facility.

Since its construction in 1966, The Big A has undergone several modifications and facelifts. The scoreboard's original color palette was all white with a gold halo before becoming green, gold and beige when the stadium was renamed Edison Field. In February, 2002, with the club switching their uniform scheme back to red as the primary color, the Big A was painted red and beige. The landmark then underwent additional changes after the 2009 season when the structure was painted all red. A new full-color display was added to the front facade, replacing the former dot-matrix board and a new halo was placed at the top. A third extensive renovation took place prior to the 2018 season as part of Angel Stadium's overall enhancements. The Big A received a new LED marquee, illuminated Angel Stadium sign and a new modernized LED Halo adorned the top of the famed structure.

As it currently sits, the Club has the ability to display full pictures, texts and graphics as well as turn the halo nearly any color it desires. The most commonly displayed colors on the structure's crown are red, white, blue, green and orange.



## BIG A QUICK FACTS

Height.....	230 feet
Width at base (overall).....	103 feet, 6 inches
Base of each leg.....	25 feet x 3 feet
Halo diameter.....	70 feet
Halo height.....	3 feet, 2 inches
Halo elevation.....	202 feet
Number of pixels on current Halo.....	53,600
Message board face.....	40.7 feet x 34.1 feet
Original message board elevation from the top.....	82 feet, 9 inches
Number of lights on the original A-frame.....	128 lamps per leg
Number of lights on the original Halo.....	140 lamps





# ANGEL STADIUM FIRSTS

**Regular Season Game:****Pitcher:****Batter:****Angels Batter:****Winning Pitcher:****Losing Pitcher:****Time of Game:****Attendance:**

Apr. 19, 1966 (Chicago White Sox 1, Angels 3)

Marcelino Lopez, Angels vs. White Sox, Apr. 19, 1966

Tommie Agee, White Sox at Angels, Apr. 19, 1966 (ground out to SS)

Jose Cardenal, Apr. 19, 1966 (pop out to 2B)

Tommy John (7 IP, 3 H, 1 R, 1 ER, 3 BB, 4 SO), White Sox, Apr. 19, 1966

Marcelino Lopez (7.2 IP, 5 H, 3 R, 2 ER, 1 BB, 8 SO), Angels, Apr. 19, 1966

2 hours, 38 minutes

31,660

**Angels Win:****Hit:****Angels Run:****Double:****Triple:****Home Run:****Grand Slam:****Angels Grand Slam:****RBI:**

Apr. 20, 1966 (Chicago White Sox 3, Angels 4)

Jim Fregosi, Apr. 19, 1966 (double in the 1st inning)

Rick Reichardt, Angels, Apr. 19, 1966 vs. White Sox

Jim Fregosi, Angels, Apr. 19, 1966 vs. White Sox (1st inning)

Paul Schaal, Angels, Apr. 20, 1966 vs. White Sox (2nd inning)

Rick Reichardt, Angels, Apr. 19, 1966 vs. White Sox (solo home run)

Curt Blefary, Baltimore, June 6, 1967 (9th inning)

Bill Voss, Apr. 18, 1970 vs. Kansas City (5th inning)

Rick Reichardt, Angels, Apr. 19, 1966 vs. White Sox (solo home run)

**Angels Winning Pitcher:****Save:****Save by an Angels Pitcher:****Strikeout:****Complete Game:****Shutout:****No-Hitter:****Perfect Game:**

Ed Sukla (1.2 IP, 0 H, 0 R, 2 BB, SO), Apr. 20, 1966 vs. White Sox

Eddie Fisher (2 IP, 1 H, 0 R, 1 BB, 0 SO), White Sox, Apr. 19, 1966

Bob Lee (2 IP, 3 H, 1 R, 1 ER, 0 BB, 0 SO), Apr. 22, 1966 vs. Twins

Marcelino Lopez, Angels vs. White Sox, Apr. 19, 1966 (struck out Pete Ward)

Dean Chance (9 IP, 6 H, 2 R, 1 ER, 2 BB, 5 SO), May 4, 1966 vs. Oakland

George Brunet (9 IP, 2 H, 0 R, 6 BB, 8 SO), Angels, June 8, 1966 vs. White Sox

Clyde Wright (9 IP, 0 H, 0 R, 3 BB, 1 SO), Angels, July 3, 1970 vs. Oakland

None

**Exhibition Game:****Postseason Game:****Interleague Game:****Rainout:**

Apr. 9, 1966 (San Francisco 9, Angels 2)

Oct. 5, 1979 (Baltimore 3, Angels 4)

June 12, 1997 (San Diego 4, Angels 8)

Apr. 8, 1975 vs. Kansas City

\* All info is for regular season games only unless otherwise noted

## OPENING DAY LINEUPS 1966

**Chicago White Sox**

Tommie Agee, CF

Don Buford, 3B

Floyd Robinson, RF

John Romano, C

Pete Ward, LF

Bill Skowron, 1B

Ron Hansen, SS

Al Weis, 2B

Tommy John, P

**California Angels**

Jose Cardenal, CF

Bobby Knoop, 2B

Jim Fregosi, SS

Joe Adcock, 1B


Jackie Warner, RF

Rick Reichardt, LF

Paul Schaal, 3B

Buck Rodgers, C

Marcelino Lopez, P



# ATTENDANCE



In 2018, the Angels finished with a home attendance of 3,20,216, the second highest mark in the A.L., trailing only the New York Yankees and sixth best in the Major Leagues. The Angels road attendance was 2,270,826. 2018 marked the 16th consecutive season over three million fans, 21st straight season above the two million mark (35th time in club history) while road attendance figures marked the 26th time over two million fans. The club tallied 13 sellouts at Angel Stadium in 2018, nearly doubling that mark from 2017 (seven).

On May 19, 2016 a record-setting 45,007 fans came through the gates to watch the club square off against the Dodgers, setting the mark for the largest crowd at Angel Stadium of Anaheim during a regular season game.

The Angels established their single-game home attendance figure when 64,406 witnessed Game 1 of the 1982 ALCS against Milwaukee, Oct. 5 at Anaheim Stadium. During the ensuing 1983 campaign, the top two regular season crowds in club history were set when 63,132 watched the Angels host Kansas City, July 4, and 63,073 viewed the Apr. 23 game against Baltimore.

YEAR	HOME	AWAY	TOTAL	YEAR	HOME	AWAY	TOTAL
<b>(Wrigley Field; 1961)</b>							
1961	603,510	712,510	1,316,020	1990	2,555,688	2,042,315	4,598,003
<b>(Chavez Ravine; 1962-65)</b>							
1962	1,144,063	861,699	2,005,762	1991	2,416,236	2,336,106	4,752,342
1963	821,015	657,245	1,478,260	1992	2,065,444	2,117,538	4,182,982
1964	760,439	719,631	1,480,070	1993	2,057,460	2,286,553	4,344,013
1965	566,727	756,000	1,322,727	1994	1,512,622	1,577,606	3,090,228
<b>(Anaheim Stadium; 1966-97)</b>							
1966	1,400,321	884,181	2,284,502	1995	1,748,680	1,871,338	3,620,018
1967	1,317,713	971,836	2,289,549	1996	1,820,333	2,105,769	3,926,102
1968	1,025,956	912,803	1,938,759	1997	1,767,324	1,820,521	3,587,845
1969	758,388	805,415	1,563,803	<b>(Edison International Field; 1998-2003)</b>			
1970	1,077,741	976,786	2,054,527	1998	2,519,063	2,234,389	4,753,452
1971	926,373	851,525	1,777,898	1999	2,253,123	2,203,406	4,464,004
1972	744,190	814,630	1,558,820	2000	2,066,977	2,272,015	4,338,992
1973	1,058,206	964,831	2,023,037	2001	2,000,917	2,499,385	4,500,304
1974	917,269	860,552	1,777,821	2002	2,305,557	2,143,937	4,449,494
1975	1,058,163	975,645	2,033,808	2003	3,061,094	2,177,087	5,238,181
1976	1,006,774	1,094,333	2,101,107	<b>(Angel Stadium of Anaheim; 2004 - current)</b>			
1977	1,432,633	1,345,027	2,777,660	2004	##3,375,677	2,391,458	5,767,135
1978	1,755,366	1,366,915	3,122,281	2005	3,404,686	2,462,630	5,867,078
1979	2,523,575	1,728,537	4,252,112	2006	<b>3,406,790</b>	2,242,532	<b>5,649,322</b>
1980	2,297,327	1,399,754	3,697,081	2007	3,365,632	<b>2,527,958</b>	<b>5,893,590</b>
1981	1,441,545	831,550	2,273,095	2008	3,336,747	2,399,332	5,736,079
1982	2,807,360	1,897,660	4,705,020	2009	3,240,374	2,124,179	5,364,553
1983	2,555,016	1,882,234	4,437,250	2010	3,250,814	2,450,870	5,701,684
1984	2,402,997	1,723,251	4,126,248	2011	3,166,321	2,116,193	5,282,514
1985	2,567,427	1,793,715	4,361,142	2012	3,061,770	2,497,339	5,559,109
1986	2,655,892	1,685,439	4,341,331	2013	3,019,505	2,234,632	5,254,137
1987	2,696,299	1,877,624	4,573,923	2014	3,095,935	2,253,991	5,349,926
1988	2,340,925	1,894,314	4,235,239	2015	3,012,765	2,345,619	5,358,384
1989	2,647,291	1,970,796	4,618,087	2016	3,016,142	2,322,769	5,338,911
				2017	3,019,585	2,240,721	5,260,306
				2018	3,020,216	2,270,826	5,291,042

**Bold - club season records**

##Club record 45 home sellouts in 2004

## TOP 10 REGULAR SEASON SELLOUT CROWDS AT ANGEL STADIUM (SINCE RENOVATION)

DATE	ATTENDANCE	OPP. / SCORE	DATE	ATTENDANCE	OPP. / SCORE
5/19/2016*	45,007	Dodgers/7-4 win	6/2/2018	44,603	Rangers/2-3 loss
4/17/2018	44,822	Red Sox/10-1 loss	4/29/2018	44,593	Yankees/1-2 loss
6/29/2017	44,807	Dodgers/2-6 loss	8/7/2014	44,561	Dodgers/0-7 loss
4/8/2018	44,742	A's/6-1 win	6/22/2012	44,548	Dodgers/8-5 win
4/28/2018	44,649	Yankees/1-11 loss	4/22/2018	44,544	Giants/2-4 loss

\* Largest crowd at Angel Stadium of Anaheim during regular season

## ANGEL STADIUM GROUND RULES

### DUGOUT AND PHOTOGRAPHERS' AREAS

- Ball striking any forward facing green padded dugout or photographer well railing and rebounding onto playing field: In Play.
- Ball striking or resting on padded flat area at the home plate end of the Angels' dugout is considered in the dugout: Out of Play. (Fielder is permitted to lean on or over this area in an attempt to field the ball.)

### OUTFIELD AREA

- Ball hitting yellow square at top of outfield wall on right side of bullpen gate: In Play (However, ball hitting fence support above yellow square is considered to have gone over fence (i.e. home run, ground-rule double, etc.)).
- Ball striking railings above fence in right field: Home Run.

CLUB HISTORY





# ATTENDANCE

## OPPONENT RECORDS, GAME AT ANGEL STADIUM

CLUB	ATTENDANCE	DATE	CLUB	ATTENDANCE	DATE
Arizona	42,483	June 16, 2012	Minnesota	44,064	Aug. 11, 2007
Atlanta	43,919	June 13, 2008	New York (A.L.)	44,649	April 28, 2018
Baltimore	44,027	Aug. 5, 2008	New York (N.L.)	43,721	June 15, 2003
Boston	44,822	April 17, 2018	Oakland	44,742	April 8, 2018
Chicago (A.L.)	44,135	Apr. 30, 2006	Philadelphia	38,802	Aug. 13, 2014
Chicago (N.L.)	44,020	Apr. 4, 2016	Pittsburgh	44,010	June 23, 2007
Cincinnati	35,501	June 9, 2002	San Diego	44,159	June 18, 2006
Cleveland	44,020	July 18, 2006	San Francisco	44,544	April 22, 2018
Colorado	43,781	June 26, 2006	Seattle	44,644	July 1, 2017
Detroit	44,311	May 12, 2017	St. Louis	42,707	July 4, 2013
Houston	44,264	July 21, 2018	Tampa Bay	44,125	July 15, 2006
Kansas City	44,489	Apr. 10, 2015	Texas	44,603	June 2, 2018
Los Angeles (N.L.)	45,007	May 19, 2016	Toronto	44,021	July 4, 2008
Miami	43,883	June 18, 2005	Washington	43,874	June 14, 2005
Milwaukee	41,423	Aug. 13, 2004			

## ALL-TIME REGULAR SEASON ATTENDANCE RECORDS

<b>Season:</b>	Total	5,893,590 (2007)
	Anaheim Stadium	2,807,360 (1982)
	Angel Stadium	3,406,790 (2006)
	Road	2,527,958 (2007)
<b>Single Game:</b>	Wrigley Field	19,930 (Aug. 22, 1961, New York-N)
	Dodger Stadium	53,591 (July 13, 1962, New York-N)
	Anaheim Stadium	63,132 (July 4, 1983, Kansas City-D)
	Angel Stadium	45,007 (May 19, 2016, Los Angeles-N)
	Road	60,108 (June 3, 1973, New York-D)
<b>Night Game:</b>	Wrigley Field	19,930 (Aug. 22, 1961, New York)
	Dodger Stadium	53,591, (July 13, 1962, New York)
	Anaheim Stadium	63,073 (Apr. 23, 1983, Baltimore)
	Angel Stadium	45,007 (May 19, 2016, Los Angeles)
	Road	57,762 (Apr. 6, 1977, Seattle)
<b>Day Game:</b>	Wrigley Field	19,722 (May 7, 1961, New York)
	Dodger Stadium	44,912 (June 3, 1962, New York)
	Anaheim Stadium	63,132 (July 4, 1983, Kansas City)
	Angel Stadium	44,742 (April 8, 2018, Oakland)
	Road	60,108 (June 3, 1973, New York)
<b>Doubleheader:</b>	Wrigley Field	16,297 (Apr. 30, 1961, Kansas City)
	Dodger Stadium	18,902 (May 19, 1965, Minnesota)
	Anaheim Stadium	43,461 (Aug. 5, 1988, Chicago)
	Angel Stadium	43,044 (Sept. 6, 2003, Kansas City)
	Road	58,556 (June 9, 1968, New York)
<b>Season Opener:</b>	Wrigley Field	11,931 (Apr. 27, 1961, Minnesota-D)
	Dodger Stadium	21,864 (Apr. 9, 1963, Boston-N)
	Anaheim Stadium	51,145 (Apr. 26, 1995, Detroit-N)
	Angel Stadium	44,489 (Apr. 10, 2015, Kansas City)
	Road	57,762 (Apr. 6, 1977, Seattle-N)
<b>Three-Game Series:</b>	Wrigley Field	59,522 (Aug. 22-24, 1961, New York)
	Dodger Stadium	146,623 (June 1-3, 1962, New York)
	Anaheim Stadium	175,058 (Aug. 11-13, 1989, Oakland)
	Angel Stadium	133,035 (June 22-24, 2012, Los Angeles)
	Road	168,000 (June 15-17, 2007, Los Angeles)
<b>Four-Game Series:</b>	Wrigley Field	15,247 (Aug. 28-30, 1961, Baltimore)
	Dodger Stadium	36,792 (Aug. 30-Sept. 2, 1965, New York)
	Anaheim Stadium	173,347 (July 1-4, 1983, Kansas City)
	Angel Stadium	176,219 (July 21-24, 2005, New York-AL)
	Road	215,776 (July 31-Aug. 3, 2008, New York-AL)

## POSTSEASON ATTENDANCE AT ANGEL STADIUM

<b>2002 ALDS</b> .....	45,072 .....	(Oct. 19, 2002-N)	<b>2005 ALCS</b> .....	44,725 .....	(Oct. 14, 2005-N)
	45,067 .....	(Oct. 5, 2002-D)		44,857 .....	(Oct. 15, 2005-N)
<b>2002 ALCS</b> .....	44,234 .....	(Oct. 11, 2002-N)		44,712 .....	(Oct. 16, 2005-N)
	44,830 .....	(Oct. 12, 2002-N)	<b>2007 ALDS</b> .....	45,262 .....	(Oct. 7, 2007-N)
	44,835 .....	(Oct. 13, 2002-D)	<b>2008 ALDS</b> .....	44,997 .....	(Oct. 1, 2008-N)
<b>2002 World Series</b> .....	44,603 .....	(Oct. 19, 2002-N)		45,354 .....	(Oct. 3, 2008-N)
	44,584 .....	(Oct. 20, 2002-N)	<b>2009 ALDS</b> .....	45,070 .....	(Oct. 8, 2009-N)
	44,506 .....	(Oct. 26, 2002-N)		45,223 .....	(Oct. 9, 2009-N)
	44,598 .....	(Oct. 27, 2002-N)	<b>2009 ALCS</b> .....	44,911 .....	(Oct. 19, 2009-D)
<b>2004 ALDS</b> .....	44,608 .....	(Oct. 5, 2004-D)		45,160 .....	(Oct. 20, 2009-N)
	45,118 .....	(Oct. 6, 2004-N)		45,113 .....	(Oct. 22, 2009-N)
<b>2005 ALDS</b> .....	45,142 .....	(Oct. 4, 2005-N)	<b>2014 ALDS</b> .....	45,321 .....	(Oct. 2, 2014-N)
	45,150 .....	(Oct. 5, 2005-N)		45,361 .....	(Oct. 3, 2014-N)
	45,133 .....	(Oct. 10, 2005-N)			





## 38TH ANNUAL ALL-STAR GAME JULY 11, 1967 ★ ANAHEIM STADIUM

NATIONAL LEAGUE 2, AMERICAN LEAGUE 1 (15 INNINGS)



Major League Baseball's Midsummer Classic made its first appearance at what was then known as Anaheim Stadium on July 11, 1967, with 20 eventual Hall of Famers participating in a game for the ages.

Cincinnati's Tony Perez clubbed a solo home run in the top of the 15th inning to give the National League a 2-1 win, capping what remains one of the longest All-Star Games in history (the 2008 All-Star Game at Yankee Stadium also lasted 15 innings). Perez's home run earned him MVP honors in what was the 38th Annual All-Star Game.

Dean Chance of Minnesota and Juan Marichal of San Francisco started a contest that was dominated by pitching. National and American League hurlers combined to set an All-Star Game record for combined strikeouts (30) that would not be broken until 2008.

For the first time in All-Star Game history, the long ball accounted for all the scoring, with Philadelphia's Dick Allen giving the National League an early 1-0 by sending an offering from Chance over the left field boards in the second inning. The American League answered when Baltimore's Brooks Robinson took the Cubs' Ferguson Jenkins deep to even up the score at 1-1 in the bottom of the sixth inning.

A crowd of 46,309 watched as all 12 pitchers that entered the game recorded at least one strikeout. The game remained deadlocked at 1-1 until the 15th inning, when Perez deposited a pitch from Oakland's Jim "Catfish" Hunter over the left field wall to give the N.L. a 2-1 lead. Rookie Tom Seaver of the Mets came in and closed the door on the American League in the bottom of the 15th inning. The Dodgers' Don Drysdale earned the win, while Hunter was saddled with the loss.

The Angels were represented by shortstop Jim Fregosi, who went 1-for-4, and first baseman Don Mincher, who was 1-for-1.


### ALL-STAR ROSTERS

#### NATIONAL LEAGUE

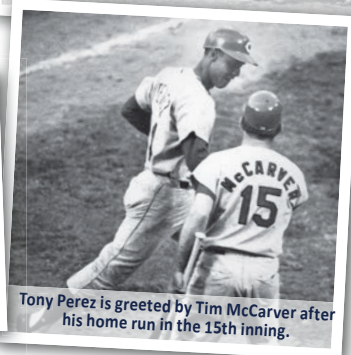
Mike Cuellar  
Don Drysdale  
Bob Gibson  
Ferguson Jenkins  
Denny Lemaster  
Juan Marichal  
Claude Osteen  
Tom Seaver  
Chris Short  
Tom Haller  
Tim McCarver  
Joe Torre  
Ernie Banks  
Orlando Cepeda  
Tommy Helms  
Bill Mazeroski  
Dick Allen  
Tony Pérez  
Gene Alley  
Hank Aaron  
Lou Brock  
Roberto Clemente  
Willie Mays  
Pete Rose  
Rusty Staub  
Jimmy Wynn

#### AMERICAN LEAGUE

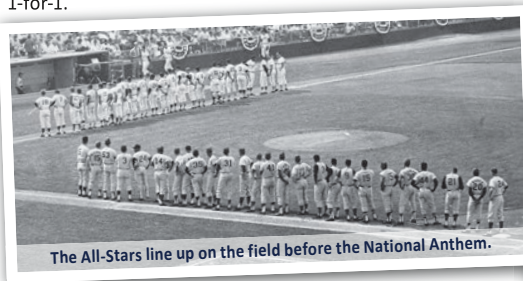
Dean Chance  
Al Downing  
Steve Hargan  
Joe Horlen  
Catfish Hunter  
Jim Lonborg  
Jim McGlothlin  
Gary Peters  
Paul Casanova  
Andy Etchebarren  
Bill Freehan  
Harmon Killebrew  
Mickey Mantle  
Don Mincher  
Rod Carew  
Max Alvis  
Brooks Robinson  
Jim Fregosi  
Dick McAuliffe  
Rico Petrocelli  
Tommie Agee  
Ken Berry  
Tony Conigliaro  
Al Kaline  
Tony Oliva  
Frank Robinson  
Carl Yastrzemski



The American League All-Stars pose for a pregame photo.



Tony Perez is greeted by Tim McCarver after his home run in the 15th inning.



The All-Stars line up on the field before the National Anthem.

CLUB HISTORY





# ANGELS HOSTING THE ALL-STAR GAMES

## 60TH ANNUAL ALL-STAR GAME

JULY 11, 1989 ★ ANAHEIM STADIUM

AMERICAN LEAGUE 5, NATIONAL LEAGUE 3



The Midsummer Classic returned to Anaheim Stadium on July 1, 1989, and Bo Jackson stole the show. The Royals outfielder led the American League to a 5-3 win and earned MVP honors in the game's 60th renewal.

A sellout crowd of 64,036 had barely settled into their seats when

Jackson led off the bottom of the first inning with a tape measure home run off 40-year-old National League starter Rick Reuschel. When the ball finally came down, it landed on the batter's eye in centerfield, an estimated 448 feet from home plate. The next batter, Boston's Wade Boggs, stepped to the plate and promptly homered off Reuschel, giving the American League an early 2-0 lead.

42-year-old Nolan Ryan of Texas returned to Anaheim Stadium, where he spent eight years with the Angels, to start for the American League and went on to earn the win. Bobby Bonilla and Kevin Mitchell of the National League and the American League's Ruben Sierra all had two hits.

But the evening belonged to Jackson. He had two hits, stole a base, scored the winning run and made a running catch of Pedro Guerrero's bloop with two men in scoring position in the first inning to snuff out a National League threat. Jackson became the second man — following Willie Mays — to hit a home run and steal a base in the same game.

Chuck Finley represented the Angels in the contest but did not play. Current Angel manager Mike Scioscia appeared as a catcher for the National League, going hitless in one at-bat.

Legendary Angel coach Jimmie Reese threw out the ceremonial first pitch.

### ALL-STAR ROSTERS

#### NATIONAL LEAGUE


Bobby Bonilla  
Tim Burke  
Will Clark  
Vince Coleman  
Eric Davis  
Glenn Davis  
Mark Davis  
Andre Dawson  
John Franco  
Pedro Guerrero  
Tony Gwynn  
Von Hayes  
Orel Hershiser  
Jay Howell  
Howard Johnson  
Barry Larkin  
Kevin Mitchell  
Tony Pena  
Willie Randolph  
Ryne Sandberg  
Benito Santiago  
Mike Schmidt  
Mike Scioscia  
Mike Scott  
Ozzie Smith  
John Smoltz  
Darryl Strawberry  
Rick Sutcliffe  
Tim Wallach  
Mitch Williams

#### AMERICAN LEAGUE

Harold Baines  
Wade Boggs  
Jose Canseco  
Tony Fernandez  
Chuck Finley  
Julio Franco  
Gary Gaetti  
Mike Greenwell  
Kelly Gruber  
Mark Gubicza  
Mike Henneman  
Bo Jackson  
Doug Jones  
Jeffrey Leonard  
Don Mattingly  
Mark McGwire  
Mike Moore  
Dan Plesac  
Kirby Puckett  
Cal Ripken  
Jeff Russell  
Nolan Ryan  
Steve Sax  
Ruben Sierra  
Terry Steinbach  
Dave Stewart  
Greg Swindell  
Mickey Tettleton  
Devon White



Bo Jackson accepts his MVP trophy at the 60th All-Star Game.



The A.L. All-Stars congratulate each other after a 5-3 triumph.



Hall of Famer Nolan Ryan delivers a pitch during the 2nd inning. Ryan worked two scoreless frames with three strikeouts.



## 81ST ANNUAL ALL-STAR GAME JULY 13, 2010 ★ ANGEL STADIUM

### NATIONAL LEAGUE 3, AMERICAN LEAGUE 1



The Angels were hosts to the 81st edition of the Midsummer Classic on July 13, 2010. It marked the third time the All-Star Game was played at Angel Stadium and the 11th time the contest was featured in California.

The 2010 game featured the National League ending its 13-game winless streak with a 3-1 triumph in front of 45,408 fans. The N.L. won its first All-Star Game since 1996 at Philadelphia.

Atlanta catcher Brian McCann was selected as the Ted Williams All-Star Game MVP as his three-run double in the 7th inning propelled the N.L. to victory. McCann became the fifth catcher (sixth time) to win the award, joining Gary Carter (1981, 1984), Terry Steinbach (1988), Mike Piazza (1996) and Sandy Alomar, Jr. (1997).

There were a total of 58 players used in the contest, 30 by the A.L. and 28 by the N.L. There was a total of 33 first time All-Stars on the rosters. The Halos were represented by Mike Scioscia, Torii Hunter and Jered Weaver.

Boston's David Ortiz outlasted Florida's Hanley Ramirez to win the State Farm Home Run Derby while Angel prospect Hank Conger took home MVP honors in the XM Futures Game.



The All-Stars lineup during the National Anthem and fly-over for the 81st Mid Summer Classic.



Angel All-Stars Torii Hunter and Jered Weaver pose during the State Farm Home Run Derby.



Braves' catcher Brian McCann shows off his Ted Williams All-Star Game MVP Award.

### ALL-STAR ROSTERS

#### NATIONAL LEAGUE

Heath Bell  
Michael Bourn  
Ryan Braun  
Jonathan Broxton  
Marlon Byrd  
Matt Capps  
Chris Carpenter  
Andre Ethier  
Rafael Furcal  
Yovani Gallardo  
Adrian Gonzalez  
Roy Halladay  
Corey Hart  
Jason Heyward  
Matt Holliday  
Ryan Howard  
Tim Hudson  
Omar Infante  
Ubaldo Jimenez  
Josh Johnson  
Hong-Chih Kuo  
Tim Lincecum  
Brian McCann  
Evan Meek  
Yadier Molina  
Brandon Phillips  
Martin Prado  
Albert Pujols  
Hanley Ramirez  
Jose Reyes  
Arthur Rhodes  
Scott Rolen  
Troy Tulowitzki  
Chase Utley  
Joey Votto  
Billy Wagner  
Adam Wainwright  
Brian Wilson  
David Wright  
Chris Young

#### AMERICAN LEAGUE

Elvis Andrus  
Andrew Bailey  
Jose Bautista  
Adrian Beltré  
Clay Buchholz  
John Buck  
Miguel Cabrera  
Trevor Cahill  
Robinson Cano  
Fausto Carmona  
Carl Crawford  
Neftali Feliz  
Vladimir Guerrero  
Josh Hamilton  
Phil Hughes  
Torii Hunter  
Derek Jeter  
Ian Kinsler  
Paul Konerko  
Cliff Lee  
Jon Lester  
Evan Longoria  
Victor Martinez  
Joe Mauer  
Justin Morneau  
David Ortiz  
Dustin Pedroia  
Andy Pettitte  
David Price  
Mariano Rivera  
Alex Rodriguez  
CC Sabathia  
Joakim Soria  
Rafael Soriano  
Ichiro Suzuki  
Nick Swisher  
Matt Thornton  
Jose Valverde  
Justin Verlander  
Jered Weaver  
David Wells  
Ty Wigginton





# ANGELS NOTABLE TRADES

DATE	CLUB	ACQUIRED	TRADED
4/1/61	Chicago (N.L.)	Lou Johnson, of	Jim McAnany, of
4/4/61	New York (A.L.)	Fritz Brickell, inf	Duke Maas, p
5/8/61	New York (A.L.)	Lee Thomas, of	Tex Clevenger, p
		Ryne Duren, p	Bob Cerv, of
		Johnny James, p	
6/7/61	Detroit	Jim Donohue, p	Jerry Casale, p
5/15/62	Kansas City	Gordy Windhorn, of	Marlan Coughtry, inf
5/20/62	Minnesota	Don Lee, p	Jim Donohue, p
7/21/62	Kansas City	Dan Osinski, p	★Ted Bowfield, p
12/11/62	Philadelphia	Jack Davis, of	Earl Averill, c/of
6/15/63	Detroit	Frank Kostro, inf	George Thomas, of
		Paul Foytack, p	
12/2/63	Cleveland	Barry Latman, p	Leon Wagner, of
			★Joe Adcock, inf
4/28/64	Detroit	Willie Smith, p/of	Julio Navarro, p
6/4/64	Boston	Lou Clinton, of	Lee Thomas, of
6/11/64	Cleveland		Billy Moran, inf
	Minnesota	Vic Power, inf	Frank Kostro, inf
		Lennie Green, of	
10/14/64	Milwaukee	Phil Roof, c	★Dan Osinski, p
		Ron Piche, c	
11/21/64	San Francisco	Jose Cardenal, of	Jack Hiatt, c
12/3/64	Philadelphia	Costen Shockley, inf	Bo Belinsky, p
		Rudy May, p	
6/1/65	Houston	Al Spangler, of	Don Lee, p
6/15/65	Cleveland	★Bubba Morton, of	Phil Roof, c
12/2/65	Baltimore	Norm Siebern, inf	Dick Simpson, of
12/15/65	Houston	Ed Pacheco, c	Barry Latman, p
5/27/66	Los Angeles	Howie Reed, p	Dick Egan, p
			★John Butler, inf
12/2/66	Minnesota	Jimmie Hall, of	Dean Chance, p
		Jack Mincher, inf	★Jackie Hernandez, inf
		Pete Cimino, p	
12/14/66	San Francisco	Len Gabrielson, of	Norm Siebern, inf
12/15/66	Los Angeles	Nick Willhite, p	Bob Lee, p
5/6/67	Chicago (A.L.)	Bill Skowron, inf	Charles Nash, inf
5/10/67	Los Angeles	John Werhas, inf	Len Gabrielson, of
6/10/67	New York (N.L.)	Jack Hamilton, p	Nick Willhite, p
6/15/67	Baltimore	Woody Held, inf/of	Marcelino Lopez, p
			Tom Arruda, p
6/15/67	Kansas City	Roger Repoz, inf/of	Jack Sanford, p
		Jack Warner, of	
11/29/67	Cleveland	Chuck Hinton, of	Jose Cardenal, of
11/30/67	Cincinnati	Sammy Ellis, p	Bill Kelsø, p
			Jorge Rubio, p
6/15/68	Cleveland	Vic Davalillo, of	Jimmie Hall, of
7/20/68	Chicago (A.L.)	Wayne Causey, inf	Woody Held, inf/of
10/8/68	Cleveland	Eddie Fisher, p	Jack Hamilton, p
12/12/68	Kansas City	Hoyt Wilhelm, p	Ed Kirkpatrick, c/of
			Dennis Paepke, c
1/20/69	Chicago (A.L.)	Bill Voss, of	Sammy Ellis, p
		Andy Rublotta, p	
4/4/69	Cleveland	Lou Johnson, of	Chuck Hinton, inf/of
5/14/69	Chicago (A.L.)	Sandy Alomar, inf	Bobby Knoop, inf
		Bob Priddy, p	
5/30/69	St. Louis	Jim Hicks, of	Vic Davalillo, of
6/15/69	Boston	Tom Satricano, c	★Jim McGlothlin, p
10/24/69	Cincinnati	Mel Queen, p	★Vern Geisbert, p
		★Alex Johnson, of	
		★Chico Ruiz, inf	
		★Pedro Borbon, p	
1/14/70	Cincinnati	Jack Fisher, p	Bill Harrelson, p
			Dan Loomer, inf
4/27/70	Washington	Ken McMullen, inf	Aurelio Rodriguez, inf
			Rick Reichardt, of
7/9/70	Chicago (N.L.)	Archie Reynolds, p	Juan Pizarro, p
10/11/70	Boston	Tony Conigliaro, of	Ken Tatum, p
		Ray Jarvis, p	Jarvis Tatum, of
		Gerry Moses, c	Doug Griffin, inf
10/21/70	Atlanta	John Burns, c	Marly Perez, inf
11/30/70	Chicago (A.L.)	Ken Berry, of	Jay Johnstone, of
		Syd O'Brien, inf	Tom Egan, c
		Billy Wynne, p	Tom Bradley, p
12/15/70	Cincinnati	Jim Maloney, p	Greg Garrett, p

DATE	CLUB	ACQUIRED	TRADED
1/28/71	Milwaukee	Gene Brabender, p	Bill Voss, of
10/5/71	Cleveland	Vada Pinson, of	Alex Johnson, of
		Frank Baker, of	Gerry Moses, c
		Alan Foster, p	
11/30/71	Minnesota	Leo Cardenas, inf	Dave LaRoche, p
12/10/71	New York (N.L.)	Nolan Ryan, p	Jim Fregosi, inf
		Don Rose, p	
		Leroy Stanton, of	
		Francisco Estrada, c	
1/26/72	Milwaukee	Andy Kosco, of/inf	Tommy Reynolds, of
5/5/72	Kansas City	Bob Oliver, of/inf	Tom Murphy, p
6/10/72	Baltimore	Jerry DaVanon, inf	Roger Repoz, of
7/28/72	Milwaukee	Paul Ratliff, c	Joe O'Brien, inf
		Ron Clark, inf	Andy Aczue, c
7/29/72	Houston	Jack Hiatt, inf	CASH
8/15/72	Boston	Chris Coletta, of	Andy Kosco, of
8/17/72	Chicago (A.L.)	Bruce Miller, inf	Eddie Fisher, p
		Bruce Kimm, c	
11/28/72	Los Angeles	Frank Robinson, of	Andy Messersmith, p
		Bill Singer, p	Ken McMullen, inf
		Mike Strahler, h	
		Bill Grabarkewitz, inf	
		Bobby Valentine, inf	
4/2/73	Cleveland	Tom McCraw, inf/of	Leo Cardenas, inf
		Bob Marcano, inf	
4/14/73	San Francisco	Al Gallagher, inf	Bruce Miller, inf
5/20/73	Texas	Mike Epstein, inf	Jim Spencer, inf
		Rich Hand, p	Lloyd Allen, p
		Rick Stelmasek, c	
6/15/73	Cincinnati	Richie Scheinblum, of	★Thor Skogan, p
			★Terry Wilshusen, p
8/14/73	Philadelphia	★Denny Doyle, inf	Billy Grabarkewitz, inf
			★Aurelio Monteaugado, p
			★Chris Coletta, of
10/22/73	Milwaukee	Ellie Rodriguez, c	Clyde Wright, p
		Skip Lockwood, p	Steve Barry, p
		Gary Ryerson, p	Ken Berry, of
		Ollie Brown, of	Art Kusnyer, c
		Joe Lahoud, of	
12/6/73	St. Louis	John Andrews, p	Jeff Torborg, c
2/23/74	Kansas City	Barry Raziano, p	Vada Pinson, of
4/30/74	Kansas City	Paul Schaal, inf	Richie Scheinblum, of
7/28/74	Chicago (N.L.)	Horatio Pina, p	Rick Stelmasek, c
7/31/74	St. Louis	Bob Heise, inf	★Doug Howard, of
12/2/74	Boston	Tommy Harper, of	Bob Heise, inf
12/3/74	New York (A.L.)	Bill Sudakis, inf	Skip Lockwood, p
3/22/75	New York (N.L.)	Ike Hampton, c	Ken Sanders, p
6/14/75	Boston	★Chuck Ross, p	Denny Doyle, inf
9/17/75	San Diego	Gary Ross, p	Bobby Valentine, of
			★Rudy Meoli, inf
12/10/75	Texas	Jim Spencer, inf	Bill Singer, p
12/11/75	New York (A.L.)	Bobby Bonds, of	Mickey Rivers, of
			Ed Figueroa, of
12/11/75	Chicago (A.L.)	Bill Melton, inf	Jim Spencer, inf
		Steve Dunning, p	Morris Nettles, of
1/12/76	St. Louis	Dick Sharon, of	Bill Rothan, p
3/3/76	Boston	Dick Drago, p	John Balaz, of
			Dick Sharon, of
			Dave Machemer, inf
3/21/76	Los Angeles	Orlando Alvarez, of	Ellie Rodriguez, c
5/29/76	St. Louis	Mario Guerrero, inf	Ed Erdman, c
6/6/76	Houston	Terry Humphrey, c	Inf Herrmann, c
		Mike Barlow, p	
9/3/76	St. Louis	Mike Easler, of	Ron Farkas, inf
12/3/76	Cleveland	★Stan Perzanowski, p	Bill Melton, inf
4/4/77	Pittsburgh	Randy Sealy, p	Mike Easler, of
5/11/77	Cleveland	Dave LaRoche, p	Bruce Bochte, inf
		Dave Schuler, p	Sid Monge, p
6/13/77	Baltimore	Dyar Miller, p	Dick Drago, p
6/15/77	Chicago (A.L.)	Ken Brett, p	Dan Kirkwood, p
			John Verhoeven, p
			John Flannery, inf
6/15/77	Cincinnati	Gary Nolan, of	Craig Hendrickson, inf
12/5/77	Chicago (A.L.)	Brian Downing, c	Bobby Bonds, of
		Chris Knapp, p	Thad Bosley, of
		Dave Frost, p	Dick Dotson, p
12/8/77	Boston	Don Aase, p	Jerry Remy, inf
12/8/77	Toronto	Ron Fairly, inf	Dale Kelly, c
		Butch Alberts, inf	



# ANGELS NOTABLE TRADES



DATE	CLUB	ACQUIRED	TRADED
2/4/78	Minnesota	Dan Ford, of	Ron Jackson, inf Danny Goodwin, c Tony Solaita, inf
12/5/78	Montreal	CASH	
2/3/79	Minnesota	Rod Carew, inf	Ken Landreaux, of Dave Engle, inf Paul Hartzell, p Brad Havens, p Dave Chalk, inf Floyd Rayford, inf
5/4/79	Texas	Bert Campaneris, inf	★Jim Anderson, inf
6/5/79	Baltimore	Larry Harlow, of	Willie Aikens, inf
8/29/79	Seattle	John Montague, p	Rance Mulliniks, inf
12/6/79	Kansas City	Al Cowens, of Todd Cruz, inf ★Craig Eaton, p	
5/27/80	Detroit	Jason Thompson, inf	Al Cowens, of
6/5/80	Chicago (A.L.)	Randy Scarbery, p	Todd Cruz, inf
12/10/80	Boston	Rick Burleson, inf Butch Hobson, inf	Rick Miller, of Mark Clear, p Carney Lansford, inf
1/23/81	Boston	Fred Lynn, of Steve Renko, p Jim Dorsey, p Ken Forsch, p	Joe Rudi, of Frank Tanana, p
4/1/81	Houston	Ken Forsch, p	Dickie Thon, inf
4/1/81	Pittsburgh	Ed Ott, c Mickey Mahler, p	Jason Thompson, inf
12/11/81	Pittsburgh	Tim Foli, inf	Brian Harper, c
1/28/82	Baltimore	Doug DeCinces, inf Jeff Schneider, p	Dan Ford, of
5/11/82	Minnesota	Doug Corbett, p Rob Wilfong, inf	Tom Brunansky, of Mike Walters, p
8/31/82	New York (A.L.)	Tommy John, p	★Dennis Rasmussen, p
12/8/83	New York (A.L.)	Curt Kaufman, p	Tim Foli, inf
12/20/83	Milwaukee	Jim Slaton, p	Bobby Clark, of
8/2/85	Pittsburgh	John Candelaria, p Al Holland, p George Hendrick, of Gary Lucas, p	Mike Brown, of Pat Clements, of Bob Kipper, p Luis Sanchez, p
12/27/85	Montreal	Gary Lucas, p	Tim Arnold, c Jerome Nelson, of
9/10/85	Oakland	Don Sutton, p Robert Sharpnack, p	
12/19/86	New York (A.L.)	Butch Wynegar, c ★Alan Mills, p	Ron Romanick, p
8/29/87	Pittsburgh	Johnny Ray, inf ★Miguel Garcia, p	Bill Merrifield, inf
9/16/87	New York (N.L.)	Shane Young, p	John Candelaria, p Jeff Richardson, p Gary Pettis, of
12/5/87	Detroit	Dan Petry, p	
6/7/88	Cleveland	Brian Dorsett, c	★Colby Ward, p
10/3/88	Philadelphia	Lance Parrish, c	David Holdridge, p
11/3/88	Minnesota	Bert Blyleven, p Kevin Trudeau, p Paul Sorrento, inf	Mike Cook, p Rob Wassenaar, p
11/17/88	New York (A.L.)	Eric Schmidt, p	Brian Dorsett, c
12/7/88	Milwaukee	Bill Schroeder, c	Gus Polidor, inf
9/6/89	Cleveland	Ron Tingley, c	★Mark McLemore
1/9/90	Cleveland	Scott Bailes, p	Colin Charland, p Jeff Manto, inf
4/29/90	New York (A.L.)	Luis Polonia, of	Claude'th Washington, of Rich Monteleone, p
5/11/90	New York (A.L.)	Dave Winfield, of	Mike Witt, p
12/2/90	Toronto	Junior Felix, of Luis Sojo, inf	Devon White, of Willie Fraser, p
12/4/90	Baltimore	Dave Gallagher, of Mike Hook, p	David Martinez, p
8/14/91	Milwaukee	Dave Parker, 1b/DH	Dante Bichette, of ★Brandy Van, p
7/30/91	San Diego	Shawn Abner, of	Jack Howell, inf
12/8/91	Philadelphia	Von Hayes, of	Kyle Abbott, lhp Ruben Amaro, Jr., of Mike Fetters, p
12/10/91	Milwaukee	Chuck Crim, p ★Ken Rivers, c	★Marcus Moore, p
12/10/91	New York (N.L.)	Hubie Brooks, of	Dave Gallagher, of

DATE	CLUB	ACQUIRED	TRADED
4/12/92	New York (N.L.)	Julio Valera, p ★Julian Vasquez, p	Dick Schofield, inf
7/30/92	Toronto	Rob Ducey, of Greg Myers, c	Mark Eichhorn, p
12/6/92	New York (A.L.)	J.T. Snow, inf Russ Springer, p Jerry Nielsen, p	Jim Abbott, p
12/8/92	Toronto	Kelly Gruber, inf CASH	Luis Sojo, inf
1/15/93	Montreal	Jeff Tuss, p #Keith Morrison, p	Lee Stevens, inf
12/9/93	New York (A.L.)	Spike Owen, inf	Jose Musset, p
3/25/94	San Francisco	Steve Hosey, of	Bob Gamez, p
3/29/94	San Diego	Harold Reynolds, 2b	Hilly Hathaway, of
6/24/94	Baltimore	★Bo Ortiz, of	Dwight Smith, of
7/23/94	Chicago (A.L.)	Jeff Schwarz, p	Bob Melvin, c
4/13/95	Detroit	Tony Phillips, of	Chad Curtis, of
7/ 8/95	St. Louis	John Habyan, p	Mark Sweeney, of
7/27/95	Chicago (A.L.)	Jim Abbott, p Tim Fortugno, p	Andrew Lorraine, p Bill Simas, p John Snyder, c McKay Christensen, of
8/9/95	Philadelphia	Dave Gallagher, of	Kevin Flora, of ★Russ Springer, p
8/24/95	Oakland	Mike Aldrete, of	Demond Smith, of
1/18/96	New York (N.L.)	Aaron Ledesma, inf	Kevin Flora, of
2/15/96	Cleveland	Jason Grimsley, p Pep Harris, p	Brian Anderson, p
2/29/96	Cincinnati	Don Slaught, c	CASH
5/27/96	Cincinnati	Chuck McLroy, p	Lee Smith, p
6/12/96	New York (A.L.)	Rich Monteleone, p	Mike Aldrete, of
6/15/96	St. Louis	Pat Borders, c	Ben VanRyn, p
7/27/96	Chicago (A.L.)	Robert Ellis, p	Pat Borders, c
7/31/96	Detroit	Greg Gohr, p	Damion Easley, inf
8/31/96	Chicago (A.L.)	★Scott Vollmer, c	Don Slaught, c
10/28/96	Kansas City	Mark Gubicza, p	Chili Davis, dh
11/27/96	San Francisco	Mike Bovee, p Allen Watson, p	J.T. Snow, 1b
12/5/96	New York (A.L.)	Fausto Macey, p Jim Leyritz c/inf	★Jeremy Blevins, p Ryan Kane, inf
4/14/97	San Francisco	Rich DeLucia, p	★Travis Thurmond, p
5/18/97	Chicago (A.L.)	Tony Phillips, of Chad Kreuter, c	Jorge Fabregas, c Chuck McLroy, p
7/29/97	Texas	Ken Hill, p	Jim Leyritz, c ★Robert Sasser, inf
8/13/97	San Diego	Rickey Henderson, of Stevenson Agosto, p	Ryan Hancock, p ★George Arias, inf
8/23/97	San Diego	Angelo Encarnacion, c	Aaron Guile, inf/of
10/31/97	Texas	Mike Bell, inf	Matt Perisho, of
11/20/97	Detroit	Phil Nevin, inf/of Matt Walbeck, c	Nick Skuse, p
3/30/98	St. Louis	Craig Shipley, inf	Chip Hale, inf
7/30/98	Chicago (A.L.)	Charlie O'Brien, c	Jason Stockstill, p Brian Tokarse, p
8/7/98	Milwaukee	Jeff Juden, p	CASH
8/20/98	Oakland	Mike Fetters, p	CASH
8/28/98	Philadelphia	Gregg Jefferies, inf	★Doug Nickle, p
9/18/98	Chicago (A.L.)	Chad Kreuter, c	CASH
12/14/98	St. Louis	Mark Petkovsek, p	★Matt Garrick, c
3/29/99	San Diego	Andy Sheets, inf Gus Kennedy, of	Phil Nevin, inf Keith Volkman, p
3/30/99	Toronto	Tomas Perez, inf	Dave Hollins, inf
7/29/99	Oakland	Nathan Haynes, of Jeff DaVanon, of Elvin Nina, p	Omar Olivares, of Randy Velarde, inf
3/23/00	St. Louis	Kent Bottenfield, p Adam Kennedy, inf	★Jim Edmonds, of
7/30/00	Philadelphia	Ron Gant, of	Kent Bottenfield, p
8/22/00	Colorado	Scott Karl, p	CASH
12/10/00	Cincinnati	Wilmy Caceres, inf	Seth Etherton, p
3/25/01	Chicago (N.L.)	Jose Nieves, inf	Mike Fyhrrie, of
3/28/01	New York (A.L.)	Glennan Hill, of	Darren Blakely, of
12/17/01	Tampa Bay	Mickey Callaway, rhp	Wilmy Caceres, inf
12/27/01	New York (N.L.)	Kevin Appier, rhp	Mo Vaughn, inf

CLUB HISTORY





# ANGELS NOTABLE TRADES

DATE	CLUB	ACQUIRED	TRADED
1/17/02	Toronto	Brad Fuller, 1b/dh	Brian Cooper, rhp
7/31/02	Milwaukee	Alex Ochoa, of Sal Fasano, c	Jorge Fábregas, c ★Johnny Raburn, inf ★Pedro Liriano, rhp
7/29/03	Chicago (A.L.)	Gary Glover, rhp Tim Bittner, lhp Scott Dunn, rhp	Scott Schoeneweis, lhp Doug Nickle, rhp
11/19/04	Washington	Maicer Izturis, inf Juan Rivera, of	Jose Guillen, of
12/14/04	Cincinnati	Dustin Moseley, rhp	Ramon Ortiz, rhp
8/29/05	New York (A.L.)	Bret Prinz, rhp	Wil Nieves, c
8/30/05	San Francisco	Jason Christiansen, lhp	Dusty Bergman, lhp Ronnie Ray, rhp
12/21/05	San Francisco	Edgardo Alfonzo, inf	Steve Finley, of
2/28/06	Arizona	Jason Bulger, rhp	Alberto Callaspo, inf
5/30/06	Cincinnati	Kyle Edens, rhp	Esteban Yan, rhp
7/5/06	St. Louis	Terry Evans, of	Jeff Weaver, rhp
11/20/06	Florida	Chris Resop, rhp	Kevin Gregg, rhp
12/15/06	Boston	Phil Seibel, lhp	Brendan Donnelly, lhp
7/21/07	New York (A.L.)	Jeff Kennard, rhp	Jose Molina, c
11/19/07	Chicago (A.L.)	Jon Garland, rhp	Orlando Cabrera, inf
7/29/08	Atlanta	Mark Teixeira, inf	Casey Kotchman, inf Steve Marek, rhp
8/28/09	Tampa Bay	Scott Kazmir, LHP	★Sean Rodriguez, inf Alex Torres, lhp Matt Sweeney, inf
7/22/10	Kansas City	Alberto Callaspo, inf	Sean O'Sullivan, rhp Will Smith, lhp Joe Saunders, lhp Rafael Rodriguez, rhp Patrick Corbin, lhp ★Tyler Skaggs, lhp ★Loek Van Mil, rhp
7/25/10	Arizona	Dan Haren, rhp	
8/27/10	Minnesota	Brian Fuentes, lhp	
10/21/11	Toronto	Vernon Wells, of	Mike Napoli, c Juan Rivera, of Tyler Chatwood, rhp Jeff Mathis, c
11/30/11	Colorado	Chris Iannetta, c	Alexi Amarista, inf
12/3/11	Toronto	Brad Mills, lhp	Donn Roach, rhp Jean Segura, inf Johnny Hellweg, rhp Ariel Pena, rhp
5/3/12	San Diego	Ernesto Frieri, rhp	Kendrys Morales, inf
7/27/12	Milwaukee	Zack Greinke, rhp	
12/19/12	Seattle	Jason Vargas, lhp	

DATE	CLUB	ACQUIRED	TRADED
3/26/13	New York (A.L.)	Exicardo Cayones, of Kramer Sneed, lhp	Vernon Wells, of
3/27/13	Tampa Bay	Dane De La Rosa, rhp	Steven Geltz, rhp
7/29/13	Atlanta	Cory Rasmus, rhp	Scott Downs, lhp
7/30/13	Oakland	Grant Green, inf	Alberto Callaspo, inf
11/22/13	St. Louis	David Freese, inf Fernando Salas, rhp	Peter Bourjos, of Randal Grichuk, of Mark Trumbo, inf/of ★A.J. Schugel, rhp
12/10/13	Arizona	Tyler Skaggs, lhp Hector Santiago, lhp	
3/21/14	Detroit	Jose Alvarez, lhp	Andrew Romine, inf
6/27/14	Pittsburgh	Jason Grilli, rhp	Ernesto Frieri, rhp
7/5/14	Arizona	Tony Campana, of Joe Thatcher, lhp	Zach Borenstein, of Joey Krehbiel, of Taylor Lindsey, inf Elliot Morris, rhp Jose Rondon, inf R.J. Alvarez, rhp
7/19/14	San Diego	Justin Turner, rhp Trevor Gott, rhp	Michael Clevinger, rhp CASH Hank Conger, c
8/7/14	Cleveland	Vinnie Pestano, rhp	Mark Sappington, rhp
8/21/14	Chicago (A.L.)	Gordon Beckham, inf	Matt Long, of
11/5/14	Houston	Nick Tropeano, rhp Carlos Perez, c	Jairo Diaz, rhp Howie Kendrick, inf Kevin Jepsen, rhp Brian Broderick, rhp
11/5/14	Tampa Bay	Cesar Ramos, lhp	
12/9/14	Los Angeles	Drew Butera, c	
12/11/14	Colorado	Josh Rutledge, inf	
12/11/14	Los Angeles	Andrew Heaney, lhp	
12/16/14	Tampa Bay	Matt Joyce, of	
12/19/14	Kansas City	Johnny Givotella, inf	
7/27/15	Boston	Shane Victorino, of	Josh Rutledge, inf
7/28/15	Tampa Bay	David DeJesus, of	Eduar Lopez, rhp
7/28/15	Cleveland	David Murphy, of	Eric Stamets, inf
11/12/15	Atlanta	Andrelton Simmons, inf	Erick Aybar, inf Sean Newcomb, rhp Chris Ellis, rhp Trevor Gott, rhp
12/10/15	Washington	Yunel Escobar, inf	
11/3/16	Detroit	Cameron Maybin, of	Victor Alcantara, rhp
12/10/16	Washington	Danny Espinosa, inf	Austin Adams, rhp Kyle McGowin, rhp
8/31/17	Detroit	Justin Upton, of	Grayson Long, rhp
8/31/17	Atlanta	Brandon Phillips, inf	Tony Sanchez, c
11/30/17	Atlanta	Jim Johnson, rhp Inter. Pool Space Ian Kinsler, inf	Justin Kelly, lhp Wilkel Hernandez, rhp Troy Montgomery, of
12/13/17	Detroit		
2/17/18	Tampa Bay	PTBNL (Luis Rengifo, inf)	C.J. Cron, inf
7/26/18	Houston	Brandon Sandoval, lhp	Martin Maldonado, c
7/30/18	Boston	Ty Buttrey, rhp Williams Jerez, lhp	Ian Kinsler, inf

## STADIUM POLICIES

### Inside Angel Stadium:

- Guests are prohibited from bringing any alcoholic beverages into the ballpark.
- Guests are prohibited from carrying cans, bottles, thermoses, ice chests, glass containers, or any other container or object that is deemed to be unsafe, hazardous, or posing a threat of injury to guests, participants, officials, or individuals employed at the ballpark.
- Guests are prohibited from bringing bulk quantities of food into the ballpark, as determined by Angel staff in its sole discretion.
- Guests are prohibited from preparing food or beverages of any kind where such preparation necessitates the use of an object or practice deemed to be unsafe, hazardous, or posing a threat of injury to guests, participants, officials, or individuals employed at the ballpark.

### Outside Angel Stadium:

- Consumption of alcohol is prohibited from selling food or beverages of any kind.
- Guests are prohibited from preparing food or beverages of any kind where such preparation necessitates the use of an object or practice deemed to be unsafe, hazardous, or posing a threat of injury to guests, participants, officials, or individuals employed at the ballpark.
- Tailgating is only permitted within the designated areas.
- On-site catering is prohibited.
- Only approved gas/propane barbecue units with fuel valve turn-off may be used. AMC 11.04.095
- Consumption of alcohol is strictly prohibited.



# NOTABLE FREE AGENT SIGNINGS



DATE	PLAYER/POSITION	PREVIOUS CLUB
11/16/76	Don Baylor, dh/of	Oakland
11/17/76	Joe Rudi, inf	Oakland
11/24/76	Bobby Grich, inf	Baltimore
11/21/77	Lyman Bostock, of	Minnesota
12/5/78	Jim Barr, rhp	San Francisco
11/16/79	Bruce Kison, rhp	Pittsburgh
12/5/79	Freddie Patek, inf	Kansas City
12/2/80	Geoff Zahn, LHP	Minnesota
12/29/80	Juan Beniquez, OF	Seattle
1/16/81	Bill Travers, LHP	Milwaukee
1/22/82	Reggie Jackson, OF	New York (A.L.)
1/21/83	Ellis Valentine, of	New York (N.L.)
1/10/85	Rob Wilfong, inf	Minnesota
1/30/85	Ruppert Jones, of	Detroit
12/1/87	Chili Davis, of	San Francisco
1/17/89	Claudell Washington, of	New York (A.L.)
12/1/89	Mark Langston, lhp	Montreal
2/21/90	Greg Minton, rhp	San Francisco
1/23/91	Gary Gaetti, inf	Minnesota
5/20/91	Fernando Valenzuela, lhp	Los Angeles (N.L.)
2/14/92	Alvin Davis, inf	Seattle
12/11/92	Chili Davis, of	Minnesota
2/11/93	Scott Sanderson, rhp	New York (A.L.)
1/31/94	Bo Jackson, of	Chicago (A.L.)
2/1/94	Dwight Smith, OF	Chicago (N.L.)
12/14/94	Lee Smith, rhp	Baltimore
11/21/95	Randy Velarde, inf	New York (A.L.)
11/20/96	Dave Hollins, inf	Seattle
12/18/96	Eddie Murray, inf	Baltimore
12/11/97	Omar Olivares, rhp	Seattle
12/19/97	Cecil Fielder, inf	New York (A.L.)
2/27/98	Jack McDowell, rhp	Cleveland
12/11/98	Mo Vaughn, inf	Boston
12/23/98	Tim Lincecum, rhp	Kansas City
1/11/00	Scott Spiezo, inf	Oakland
1/26/00	Kent Mercker, lhp	Boston
1/11/00	Pat Rapp, rhp	Baltimore

DATE	PLAYER/POSITION	PREVIOUS CLUB
1/4/01	Ismael Valdez, rhp	Los Angeles (N.L.)
1/25/01	Wally Joyner, inf	Atlanta
12/19/01	Dennis Cook, lhp	Philadelphia
1/4/02	Aaron Sele, rhp	Seattle
12/30/02	Eric Owens, of	Florida
11/24/03	Kelvin Escobar, rhp	Toronto
12/10/03	Bartolo Colon, rhp	Chicago (A.L.)
12/20/03	Jose Guillen, of	Oakland
1/14/04	Vladimir Guerrero, of	Montreal
12/11/04	Steve Finley, of	Los Angeles (N.L.)
12/14/04	Paul Byrd, rhp	Atlanta
1/12/05	Orlando Cabrera, inf	Boston
12/2/05	Hector Carrasco, rhp	Washington
2/23/06	Jeff Weaver, rhp	Los Angeles (N.L.)
11/19/06	Justin Speier, rhp	Toronto
11/22/06	Gary Matthews Jr., of	Texas
12/11/06	Darren Oliver, lhp	New York (N.L.)
1/8/07	Shea Hillenbrand, inf	San Francisco
11/22/07	Torii Hunter, of	Minnesota
12/31/08	Brian Fuentes, lhp	Colorado
2/12/09	Bobby Abreu, of	New York (A.L.)
12/14/09	Hideki Matsui, of	New York (A.L.)
12/23/09	Fernando Rodney, rhp	Detroit
1/20/10	Joel Poinerie, rhp	St. Louis
12/2/10	Hisanori Takahashi, lhp	New York (N.L.)
12/10/10	Scott Downs, lhp	Toronto
12/7/11	LaTroy Hawkins, rhp	Milwaukee
12/10/11	Albert Pujols, inf	St. Louis
12/10/11	C.J. Wilson, lhp	Texas
11/28/12	Ryan Madson, rhp	Cincinnati
12/12/12	Joe Blanton, rhp	Los Angeles (N.L.)
12/12/12	Sean Burnett, lhp	Washington
12/15/12	Josh Hamilton, of	Texas
11/29/13	Joe Smith, rhp	Cleveland
12/27/13	Raul Ibanez, of	Seattle
1/16/14	John McDonald, inf	Boston
11/9/16	Andrew Bailey	Los Angeles (A.L.)
11/11/16	Jesse Chavez, rhp	Los Angeles (N.L.)
12/23/16	Ben Revere, of	Washington
12/9/17	Shohei Ohtani, rhp/dh	Nippon-Ham
12/15/17	Zack Cozart, inf	Cincinnati
12/21/18	Matt Harvey, rhp	Cincinnati



CLUB HISTORY





# ANGELS FIRST ROUND DRAFT SELECTIONS

YEAR	PLAYER	POSITION	MONTH	SIGNED
1965	★ Jim Spencer	First Base	June	Yes
1966	Ronald Cherry	Catcher	January	No
1966	James Vopicka	Shortstop	January (SP)	Yes
1966	James Deneff	Shortstop	June	Yes
1966	★ Andy Messersmith	Pitcher	June (SP)	Yes
1967	David McCormick	Pitcher	January	Yes
1967	★ Tom Murphy	Pitcher	January (SP)	Yes
1967	William Nunn	Catcher	June	Yes
1967	★ Greg Washburn	Pitcher	June (SP)	Yes
1968	Robert Johnson	Pitcher	January	No
1968	Dayle Campbell	First Base	January (SP)	Yes
1968	Lloyd Allen	Pitcher	June	Yes
1968	Larry Hanson	Shortstop	June (SP)	Yes
1969	Randall Bayer	First Base	January	No
1969	Sherwood Hahn	Pitcher	January (SP)	No
1969	★ Alan Bannister	Shortstop	June	No
1969	Robert Beach	Pitcher	June (SP)	No
1970	Paul Sands	Pitcher	January	No
1970	★ John Doherty	Outfielder	January	Yes
1970	★ Paul Dade	3B/OF	June	Yes
1970	Richard Soriano	Outfielder	June (SP)	No
1971	Earl Austin	Third Base	January	Yes
1971	★ Robert Allietta	Catcher	January (SP)	Yes
1971	★ Frank Tanana	Pitcher	June	Yes
1971	John Donovan	Pitcher	June (SPD)	Yes
1971	James Officer	Pitcher	June (SPA)	Yes
1972	★ Thomas Donohue	Catcher	January	Yes
1972	★ Craig Caskey	Pitcher	January (SP)	No
1972	★ Dave Chalk	Third Base	June	Yes
1972	★ Dave Collins	1B/OF	June (SP)	Yes
1973	Randy Smith	Pitcher	January	Yes
1973	Jeff Feramisco	INF/OF	January (SP)	No
1973	Billy Taylor	Outfielder	June	Yes
1973	David Bedrosian	Second Base	June (SP)	No
1974	Lawrence Howser	Shortstop	January	No
1974	David Bedrosian	Second Base	January (SP)	No
1974	★ Mike Miley	Shortstop	June	Yes
1974	★ John Caneira	Pitcher	June (SP)	Yes
1975	★ Willie Aikens	First Base	January	Yes
1975	★ Gil Kubski	Third Base	January (SP)	Yes
1975	★ Danny Goodwin	Catcher	June	Yes
1975	★ Garry Hancock	Outfielder	June (SP)	No
1976	Stephen Tebbetts	Outfielder	January	Yes
1976	Greg Johnson	Pitcher	January (SP)	Yes
1976	★ Ken Landreaux	Outfielder	June	Yes
1976	John Racanelli	Pitcher	June (SP)	Yes
1977	★ Alan Wiggins	Infielder	January	Yes
1977	Robert Healy	Pitcher	January (SP)	Yes
1977	★ Richard Dotson	Pitcher	June	Yes
1977	★ Mike Walters	Pitcher	June (SP)	Yes
1978	Rick Evans	Pitcher	January	No
1978	James Glenn	Outfielder	January (SP)	No
1978	★ Tom Brunansky	Outfielder	June	Yes
1978	Paul Homrig	First Base	June (SP)	No
1979	Dennis Ivy	OF/1B	January	No
1979	★ Otis Nixon	Third Base	January (SP)	No
1979	Mark Pedersen	Pitcher	June (SP)	Yes
1980	Christopher Ray	Pitcher	January	Yes
1980	Thomas McLaughlin	Pitcher	January (SP)	No
1980	★ Dennis Rasmussen	Pitcher	June	Yes
1980	★ Bill Mooneyham	Pitcher	June (SP)	Yes
1981	Kevin Price	Pitcher	January	Yes
1981	★ Ron Romanick	Pitcher	January (SP)	Yes
1981	★ Dick Schofield	Shortstop	June	Yes
1981	Reggie Montgomery	Outfielder	June (SP)	Yes
1982	Jay Lewis	Pitcher	January	Yes
1982	Kendall Walling	Shortstop	January (SP)	No
1982	★ Bob Kipper	Pitcher	June	Yes
1982	Mark Bauer	Pitcher	June (SP)	No
1983	Steve Lee	Outfielder	January	Yes
1983	★ Brad Arnsberg	Pitcher	January (SP)	No
1983	Mark Doran	Outfielder	June	Yes
1983	Byron Kemmerling	Pitcher	June (SP)	Yes
1984	David Martinez	Pitcher	January	Yes
1984	Robert Auth	Pitcher	January (SP)	No
1984	★ Erik Pappas	Catcher	June	Yes
1984	Erik Tutt	Outfielder	June (SP)	No



# ANGELS FIRST ROUND DRAFT SELECTIONS



YEAR	PLAYER	POSITION	MONTH	SIGNED
1985	John Wilder	Pitcher	Jan.	No
1985	★ Chuck Finley	Pitcher	Jan. (SP)	Yes
1985	★ Willie Fraser	Pitcher	June	Yes
1985#	★ Mike Cook	Pitcher	June	Yes
1985	Gary Nalls	Shortstop	June (SP)	Yes
1986	Brandy Vann	Pitcher	Jan.	Yes
1986	Jeffrey Marr	Pitcher	Jan. (SP)	No
1986	★ Roberto Hernandez	Pitcher	June	Yes
1986	★ Mike Fetters	Pitcher	June	Yes
1986	★ Lee Stevens	First Base	June	Yes
1986	Daryl Green	Pitcher	June	Yes
1987	★ John Orton	Catcher	June	Yes
1987#	★ David Holdridge	Pitcher	June	Yes
1988	★ Jim Abbott	Pitcher	June	Yes
1989	★ Kyle Abbott	Pitcher	June	Yes
1990	★ Phillip Leftwich	Pitcher	June	Yes
1991	★ Eduardo Perez	Outfielder	June	Yes
1991#	★ Jorge Fabregas	Catcher	June	Yes
1992	Pete Janicki	Pitcher	June	Yes
1992#	★ Jeff Schmidt	Pitcher	June	Yes
1993	★ Brian Anderson	Pitcher	June	Yes
1994	★ McKay Christensen	Outfielder	June	Yes
1995	★ Darin Erstad	Outfielder	June	Yes
1996	★ Chuck Abbott	Infielder	June	Yes
1997	★ Troy Glaus	Infielder	June	Yes
1998	★ Seth Etherton	Pitcher	June	Yes
1999	★ John Lackey	Pitcher	June	Yes
2000	Joe Torres	Pitcher	June	Yes
2000#	★ Chris Bootcheck	Pitcher	June	Yes
2001	★ Casey Kotchman	Infielder	June	Yes
2002	★ Joe Saunders	Pitcher	June	Yes
2003	★ Brandon Wood	Infielder	June	Yes
2004	★ Jered Weaver	Pitcher	June	Yes
2005	★ Trevor Bell	Pitcher	June	Yes
2006	★ Hank Conger	Catcher	June	Yes
2007	Jonathan Bachanov	Pitcher	June	Yes
2008	★ Tyler Chatwood	Pitcher	June	Yes
2009	★ Randal Grichuk	Outfielder	June	Yes
2009	★ Michael Trout	Outfielder	June	Yes
2009#	★ Tyler Skaggs	Pitcher	June	Yes
2009#	★ Garrett Richards	Pitcher	June	Yes
2009#	Tyler Kehler	Pitcher	June	Yes
2010#	★ Kaleb Cowart	Infielder	June	Yes
2010#	★ Cam Bedrosian	Pitcher	June	Yes
2010	Chevy Clarke	Outfielder	June	Yes
2010#	Taylor Lindsey	Infielder	June	Yes
2010#	Ryan Bolden	Outfielder	June	Yes
2011	★ C.J. Cron	Infielder	June	Yes
2012	★ R.J. (Roy) Alvarez	Pitcher	June	Yes
2013	Hunter Green	Pitcher	June	Yes
2014	★ Sean Newcomb	Pitcher	June	Yes
2015	★ Taylor Ward	Catcher	June	Yes
2016	Matt Thaiss	Infielder	June	Yes
2017	Jo Adell	Outfielder	June	Yes
2018	Jordyn Adams	Outfielder	June	Yes

SP - Secondary Phase # - Compensation Selection  
 SPA - Secondary Phase Active ★ - Played in Major Leagues  
 SPD - Secondary Phase Delayed



Angels 2019 first round draft selection Jordyn Adams

CLUB HISTORY





# ANGELS AWARD WINNERS

## A.L. Rookie of the Year

1993—Tim Salmon  
2012—Mike Trout  
2018—Shohei Ohtani



2012 A.L. Rookie of the Year Mike Trout & 2018 A.L. Rookie of the Year Shohei Ohtani

## A.L. Most Valuable Player

1979—Don Baylor  
2004—Vladimir Guerrero  
2014—Mike Trout  
2016—Mike Trout



Angels' MVPs, Don Baylor, Vladimir Guerrero and Mike Trout

## A.L. Cy Young

1964—Dean Chance  
2005—Bartolo Colon



2005 A.L. Cy Young - Bartolo Colon

## A.L. Batting Champion

1970—Alex Johnson



1970 AL Batting Champ - Alex Johnson

## A.L. Comeback Player of the Year

1970—Clyde Wright (Sporting News)  
1986—John Candelaria (Sporting News)  
1986—Rick Burleson (UPI)  
1989—Bert Blyleven (Sporting News & UPI)  
1990—Dave Winfield (Sporting News)  
2002—Tim Salmon (Sporting News)



2002 A.L. Comeback Player of the Year - Tim Salmon

## A.L. Relief Pitcher of the Year

1967—Minnie Rojas (Fireman of the Year)  
1991—Bryan Harvey  
2006—Francisco Rodriguez  
2008—Francisco Rodriguez



2008 A.L. Relief Pitcher of the Year - Francisco Rodriguez

CLUB HISTORY





# ANGELS AWARD WINNERS



## Executive of the Year

1962—Fred Haney (UPI)



1962 Executive of the Year - Fred Haney

## Manager of the Year

1962—Bill Rigney (AP & UPI)  
 2002—Mike Scioscia (BBWAA & Sporting News)  
 2009—Mike Scioscia (BBWAA & Sporting News)  
 2014—Mike Scioscia (Sporting News)



2009 A.L. Manager of the Year - Mike Scioscia

## Rawlings Gold Glove Winners

1964—Vic Power, 1b  
 1966—Bobby Knoop, 2b  
 1967—Bobby Knoop, 2b  
 Jim Fregosi, ss  
 1968—Bobby Knoop, 2b  
 1970—Jim Spencer, 1b  
 1972—Ken Berry, of  
 1978—Rick Miller, of  
 1982—Bob Boone, c  
 1985—Gary Pettis, of &  
 1986—Gary Pettis, of &  
 Bob Boone, c

1987—Bob Boone, c  
 1988—Bob Boone, c &  
 Devon White, of  
 1989—Devon White, of  
 1991—Mark Langston, lhp  
 1992—Mark Langston, lhp  
 1993—Mark Langston, lhp  
 1994—Mark Langston, lhp  
 1995—Mark Langston, lhp  
 & J.T. Snow, 1b  
 1996—J.T. Snow, 1b  
 1997—Jim Edmonds, of

1998—Jim Edmonds, of  
 2000—Darin Erstad, of  
 2002—Darin Erstad, of &  
 Bengie Molina, c  
 2003—Bengie Molina, c  
 2004—Darin Erstad, 1b  
 2007—Orlando Cabrera, ss  
 2008—Torii Hunter, of  
 2009—Torii Hunter, of  
 2011—Erick Aybar, ss  
 2015—Kole Calhoun, of

2017—Martin Maldonado, c  
 Andrelton Simmons, ss  
 2018—Andrelton Simmons, ss  
 Ian Kinsler, inf#  
 # - Traded by Angels to Boston  
 in July



2017 & 2018 Gold Glove Winner - Andrelton Simmons



2018 Silver Slugger Winner - Mike Trout

## Louisville Silver Slugger Award

1981—Rick Bureson, ss &  
 Bobby Grich, 2b  
 1982—Doug DeCinces, 3b &  
 Reggie Jackson, of  
 1990—Lance Parrish, c  
 1995—Tim Salmon, of

2000—Darin Erstad, of &  
 Troy Glaus, inf  
 2001—Troy Glaus, inf  
 2002—Garret Anderson, of  
 2003—Garret Anderson, of  
 2004—Vladimir Guerrero, of  
 2005—Vladimir Guerrero, of

2006—Vladimir Guerrero, of  
 2007—Vladimir Guerrero, of  
 2009—Torii Hunter, of  
 2012—Mike Trout, of  
 2013—Mike Trout, of  
 2014—Mike Trout, of  
 2015—Mike Trout, of

2016—Mike Trout, of  
 2017—Justin Upton, of#  
 2018—Mike Trout, of  
 # - Acquired by Angels from Detroit  
 in August

CLUB HISTORY





# ANGELS AWARD WINNERS

## Topps Rookie All-Star Selections

YEAR	PLAYER	POSITION	YEAR	PLAYER	POSITION	YEAR	PLAYER	POSITION
1961	Lee Thomas	Outfield	1979	Mark Clear	Pitcher	1995	Garret Anderson	Outfield
1962	Bob Rodgers	Catcher	1986	Wally Joyner	First Base	1997	Jason Dickson	Pitcher
1962	Dean Chance	Pitcher	1987	Devon White	Outfield	2000	Adam Kennedy	Second Base
1965	Paul Schaal	Third Base	1988	Bryan Harvey	Pitcher	2000	Bengie Molina	Catcher
1965	Jose Cardenal	Outfield	1989	Jim Abbott	Pitcher	2001	Shawn Wooten	Catcher
1965	Marcelino Lopez	Pitcher	1993	Tim Salmon	Outfield	2011	Mark Trumbo	First Base
1974	Frank Tanana	Pitcher	1993	J.T. Snow	First Base	2012	Mike Trout	Outfield
1975	Jerry Remy	Second Base	1994	Brian Anderson	Pitcher	2018	Shohei Ohtani	RHP/DH

## BBWAA Award Winners - Local Chapter

YEAR	MVP	ROOKIE	YEAR	MVP	ROOKIE
1961	Ken McBride	Lee Thomas	1989	Bert Blyleven	Jim Abbott
1962	Leon Wagner	Bob Rodgers	1990	Lance Parrish	Lee Stevens
1963	Albie Pearson	Charlie Dees	1991	Bryan Harvey	Ron Tingley
1964	Dean Chance	Bobby Knoop	1992	Luis Polonia	Gary DiSarcina
1965	Jim Fregosi	Marcelino Lopez	1993	Chili Davis	Tim Salmon
1966	Bobby Knoop	Jay Johnstone	1994	Chili Davis	Brian Anderson
1967	Jim Fregosi	Rick Clark	1995	Tim Salmon	Garret Anderson
1968	Tom Satriano	Andy Messersmith	1996	Chili Davis	Darin Erstad
1969	Jim Fregosi	Ken Tatum	1997	Tim Salmon	Jason Dickson
1970	Jim Fregosi & Alex Johnson	Dave LaRoche	1998	Gary DiSarcina	Jarrold Washburn
1971	Sandy Alomar	Lloyd Allen	1999	Garret Anderson	Lou Pote
1972	Bob Oliver	Lee Stanton	2000	Darin Erstad	Bengie Molina
1973	Frank Robinson	Rudy Meoli	2001	Garret Anderson	David Eckstein
1974	Nolan Ryan	Frank Tanana	2002	Garret Anderson	John Lackey
1975	Lee Stanton & Frank Tanana	Jerry Remy	2003	Garret Anderson	Francisco Rodriguez
1976	Frank Tanana	Paul Hartzell	2004	Vladimir Guerrero	Robb Quinlan
1977	Bobby Bonds	Rance Mulliniks	2005	Bartolo Colon	Ervin Santana
1978	Don Baylor	Carney Lansford	2006	Vladimir Guerrero	Jered Weaver
1979	Don Baylor	Mark Clear	2007	Vladimir Guerrero	Reggie Willits
1980	Jason Thompson	Fred Martinez	2008	Francisco Rodriguez	Jose Arredondo
1981	Bobby Grich	Mike Witt	2009	Kendry Morales	Matt Palmer
1982	Doug DeCinces	Rick Steirer	2010	Jered Weaver	Peter Bourjos
1983	Bob Boone	Daryl Sconiers	2011	Jered Weaver	Mark Trumbo
1984	Brian Downing	Ron Romanick	2012	Mike Trout	Mike Trout
1985	Donnie Moore	Stewart Cliburn	2013	Mike Trout	J.B. Shuck
1986	Mike Witt	Wally Joyner	2014	Mike Trout	Matt Shoemaker
1987	Wally Joyner	Devon White	2015	Mike Trout	Andrew Heaney
1988	Chili Davis	Bryan Harvey	2016	Mike Trout	Jett Bandy
			2017	Mike Trout	Parker Bridwell
			2018	Mike Trout	Shohei Ohtani

CLUB HISTORY



1975 & 1976 BBWAA Team MVP - Frank Tanana



1993 BBWAA Team Rookie of the Year - Tim Salmon



## Angels Most Valuable Player Award

Awarded by vote of the players to the Angel(s) who most truly exemplifies the qualities of inspirational leadership, sportsmanship and professional ability.

1962 — Billy Moran	1982 — Doug DeCinces	1999 — Garret Anderson
1963 — Jim Fregosi	1983 — Bob Boone	2000 — Darin Erstad
1964 — Bobby Knoop	1984 — Juan Beniquez & Brian Downing	2001 — Garret Anderson
1965 — Bobby Knoop	1985 — Donnie Moore	2002 — Garret Anderson
1966 — Bobby Knoop	1986 — Mike Witt	2003 — Garret Anderson
1967 — Don Mincher	1987 — Wally Joyner	2004 — Vladimir Guerrero
1968 — Bobby Knoop	1988 — Bob Boone & Johnny Ray	2005 — Bartolo Colon & Chone Figgins
1969 — Jim Fregosi	1989 — Bert Blyleven & Chili Davis	2006 — Vladimir Guerrero
1970 — Jim Fregosi	1990 — Chuck Finley	2007 — Vladimir Guerrero
1971 — Ken McMullen	1991 — Jim Abbott & Bryan Harvey	2008 — Francisco Rodriguez
1972 — Bob Oliver & Vada Pinson	1992 — Luis Polonia	2009 — Kendrys Morales
1973 — Nolan Ryan	1993 — Mark Langston & Tim Salmon	2010 — Torii Hunter
1974 — Nolan Ryan	1994 — Chili Davis	2011 — Mark Trumbo
1975 — Mickey Rivers	1995 — Tim Salmon	2012 — Mike Trout
1976 — Jerry Remy	1996 — Troy Percival	2013 — Mike Trout
1977 — Bobby Bonds	1997 — Tim Salmon	2014 — Mike Trout
1978 — Don Baylor	1998 — Gary DiSarcina	2015 — Mike Trout
1979 — Don Baylor		2016 — Mike Trout
1980 — Bobby Grich & Jason Thompson		2017 — Andrelton Simmons & Mike Trout
1981 — Rick Burleson		2018 — Mike Trout



Angels owners Arte and Carole Moreno and 2018 Team MVP Mike Trout




Angels owners Arte and Carole Moreno and 2018 Nick Adenhardt Pitcher of the Year Andrew Heaney

## Nick Adenhardt Pitcher of the Year Award

This annual award was established in 2009 in memory of Angels pitcher Nick Adenhardt. On Apr. 8, 2009, Adenhardt, 22, along with Courtney Stewart, Henry Pearson and Jon Wilhite were in a terrible traffic accident. Adenhardt, Stewart and Pearson were killed and Wilhite was seriously injured. The accident happened shortly after Adenhardt, a native of Silver Springs, MD, pitched a masterful six innings against Oakland (6 IP, 7 H, 0 R, 3 BB, 5 SO), leaving with a 4-0 lead before a late-inning rally resulted in a 6-4 Angels defeat.

The award is given to the Angels' pitcher whose Major League performance is selected by his teammates as the most outstanding throughout the course of the regular season.

2009 — Jered Weaver	2014 — Garrett Richards
2010 — Jered Weaver	2015 — Huston Street
2011 — Jered Weaver	2016 — Matt Shoemaker
2012 — Jered Weaver	2017 — Yusmeiro Petit
2013 — C.J. Wilson	2018 — Andrew Heaney





# A.L. PLAYERS OF THE WEEK & MONTH WINNERS

## PLAYER OF THE WEEK

- 2018 — SHOHEI OHTANI (April 2-8)  
SHOHEI OHTANI (Sept. 3-9)
- 2016 — MATT SHOEMAKER (July 11-17)
- 2015 — MIKE TROUT (July 6-12)
- 2014 — MIKE TROUT (July 7-13); JOSH HAMILTON (Mar. 31-Apr. 6)
- 2013 — CHRIS IANNETTA (Sept. 15-29)
- 2012 — JERED WEAVER (Apr. 30-May 6);  
TORII HUNTER/MIKE TROUT (June 4-10);  
ALBERT PUJOLS (July 30-Aug. 5)
- 2011 — DAN HAREN (Apr. 11-17); ERVIN SANTANA (July 25-31);  
ERICK AYBAR (Sept. 12-18)
- 2010 — KENDRYS MORALES (Apr. 19-25); BOBBY ABREU (Aug. 9-16)
- 2009 — KENDRYS MORALES (July 27-Aug. 2)
- 2008 — FRANCISCO RODRIGUEZ (Aug. 18-24)
- 2007 — VLADIMIR GUERRERO (Apr. 2-8)
- 2005 — VLADIMIR GUERRERO (Aug. 9-15)
- 2004 — JOSE GUILLEN (May 3-9); ADAM KENNEDY (Aug. 23-29);  
VLADIMIR GUERRERO (Sept. 27-Oct. 3)
- 2003 — SCOTT SPIEZIO (May 12-18); TROY GLAUS (May 19-25);  
GARRET ANDERSON (July 7-12)
- 2001 — TROY GLAUS (Sept. 21-30)
- 2000 — MO VAUGHN (May 8-14); DARIN ERSTAD (May 22-28);  
DARIN ERSTAD (July 3-9); TIM SALMON (July 31-Aug. 6);  
TIM SALMON (Aug. 21-27)
- 1999 — TIM SALMON (Apr. 12-18); MO VAUGHN (May 10-16);  
TROY GLAUS (May 31-June 6)
- 1998 — DARIN ERSTAD (June 8-14); TIM SALMON (Aug. 3-9)
- 1997 — JIM EDMONDS (May 12-18); CHUCK FINLEY (July 28-Aug. 3)
- 1996 — CHUCK FINLEY (July 22-28)
- 1995 — JIM EDMONDS (June 12-18); JIM EDMONDS (July 17-23)
- 1994 — TIM SALMON (May 15-21)
- 1993 — J.T. SNOW (Apr. 19-25); J.T. SNOW (Sept. 27-Oct. 3)
- 1992 — JUNIOR FELIX (Apr. 27-May 3)
- 1991 — DAVE WINFIELD (Apr. 8-14); WALLY JOYNER (May 13-19);  
DAVE WINFIELD (May 27-June 2)
- 1990 — BRIAN DOWNING (Aug. 6-12)
- 1989 — BERT BLYLEVEN (Apr. 10-16); CHILI DAVIS (July 31-Aug. 6)
- 1988 — JOHNNY RAY (Apr. 18-24); MIKE WITT (June 13-19);  
CHILI DAVIS (July 4-10); WALLY JOYNER (July 25-31)
- 1987 — WALLY JOYNER (Apr. 20-26); MIKE WITT (June 1-7)
- 1986 — DON SUTTON (June 16-22); DOUG DeCINCES (Aug. 4-10)
- 1985 — ROD CAREW (July 29-Aug. 4)
- 1984 — BOBBY GRICH (Sept. 10-16); MIKE WITT (Sept. 23-30)
- 1983 — ROD CAREW (May 2-8)
- 1982 — DOUG DeCINCES (Aug. 2-8)
- 1980 — MARK CLEAR (June 30-July 6);  
JASON THOMPSON (July 21-27)
- 1979 — NOLAN RYAN (Apr. 16-22); DON BAYLOR (July 2-8);  
DAN FORD (Aug. 6-12)
- 1977 — JOE RUDI (Apr. 7-11)
- 1975 — NOLAN RYAN (Apr. 7-13); NOLAN RYAN (May 12-18);  
NOLAN RYAN (May 27-June 1); LEE STANTON (June 8-15);  
FRANK TANANA (July 14-20)
- 1974 — ELLIE RODRIGUEZ (May 29-June 4);  
NOLAN RYAN (Aug. 14-20); NOLAN RYAN (Sept. 25-Oct. 1)

## PLAYER OF THE MONTH

- 2018 — MIKE TROUT (Sept.)
- 2017 — MIKE TROUT (Apr.)
- 2015 — MIKE TROUT (July); ALBERT PUJOLS (June)
- 2014 — MATT SHOEMAKER (Aug.); MIKE TROUT (June)
- 2013 — JASON VARGAS (May)
- 2012 — MIKE TROUT (July)
- 2011 — JERED WEAVER (Apr.)
- 2009 — BOBBY ABREU (July); KENDRYS MORALES (Aug.)
- 2008 — JOHN LACKEY (June)
- 2006 — JOHN LACKEY (July)
- 2005 — BARTOLO COLON (July)
- 2004 — VLADIMIR GUERRERO (Sept.)
- 1998 — CHUCK FINLEY (Apr.)
- 1997 — TIM SALMON (July); CHUCK FINLEY (July)
- 1995 — GARRET ANDERSON (July)
- 1990 — CHUCK FINLEY (July)
- 1989 — CHUCK FINLEY (May)
- 1988 — CHILI DAVIS (July)
- 1987 — BRIAN DOWNING (Apr.)
- 1986 — MIKE WITT (Aug.); DOUG DeCINCES (Aug.)
- 1983 — ROD CAREW (May)
- 1982 — GEOFF ZAHN (Apr.); DOUG DeCINCES (Aug.)
- 1980 — GARRET ANDERSON (June)
- 1979 — DON BAYLOR (May); DON BAYLOR (July)
- 1978 — FRANK TANANA (Apr.)
- 1977 — FRANK TANANA (May)
- 1976 — NOLAN RYAN (Sept.); FRANK TANANA (Sept.)



Rod Carew

# ANGELS IN THE ALL-STAR GAME



## ANGELS ALL-STAR SELECTIONS

- 1961 — Ryne Duren, first game; Ken McBride, both games.  
 1962 — Leon Wagner★, Billy Moran★, Lee Thomas, both games; Bill Rigney (coach), Ken McBride, second game.  
 1963 — Ken McBride★, Leon Wagner★, Albie Pearson★.  
 1964 — Dean Chance★, Jim Fregosi★.  
 1965 — Bob Lee.  
 1966 — Bobby Knoop★, Jim Fregosi.  
 1967 — Jim McGlothlin, Don Mincher, Jim Fregosi, Bill Rigney (coach).  
 1968 — Jim Fregosi★.  
 1969 — Jim Fregosi.  
 1970 — Sandy Alomar, Jim Fregosi, Alex Johnson, Clyde Wright, Lefty Phillips (coach).  
 1971 — Andy Messersmith.  
 1972 — Nolan Ryan.  
 1973 — Nolan Ryan, Bill Singer.  
 1974 — Dave Chalk, Frank Robinson, Dick Williams (manager), Whitey Herzog (coach), Freddie Frederico (trainer).  
 1975 — Dave Chalk, Nolan Ryan.  
 1976 — Frank Tanana.  
 1977 — Frank Tanana (replaced Dave LaRoche, who replaced Nolan Ryan).  
 1978 — Frank Tanana.  
 1979 — Rod Carew, Bobby Grich, Brian Downing, Don Baylor★, Nolan Ryan★, Mark Clear.  
 1980 — Rod Carew★, Bobby Grich, Bob Clear (coach).  
 1981 — Rod Carew★, Fred Lynn, Rick Burleson, Ken Forsch, Jimmie Reese (coach).  
 1982 — Rod Carew★★★, Reggie Jackson★, Fred Lynn★, Bobby Grich★.  
 1983 — Rod Carew★, Reggie Jackson★, Fred Lynn★, Doug DeCinces, Bob Boone.  
 1984 — Rod Carew★, Reggie Jackson★, Rick Smith (trainer).  
 1985 — Donnie Moore.  
 1986 — Wally Joyner★, Mike Witt.  
 1987 — Mike Witt.  
 1988 — Johnny Ray.  
 1989 — Chuck Finley, Devon White, Doug Rader (coach), Marcel Lachemann (coach), Rick Smith (trainer).  
 1990 — Chuck Finley, Lance Parrish.  
 1991 — Bryan Harvey, Mark Langston.  
 1992 — Mark Langston, Jimmie Reese (honorary captain), Rick Turner (bullpen catcher), Ned Berget (trainer).  
 1993 — Mark Langston★.  
 1994 — Chili Davis.  
 1995 — Gary DiSarcina, Jim Edmonds, Chuck Finley, Lee Smith.  
 1996 — Chuck Finley, Troy Percival.  
 1997 — Jason Dickson, Rick Smith (trainer).  
 1998 — Darin Erstad, Troy Percival.  
 1999 — Troy Percival.  
 2000 — Darin Erstad, Troy Glaus.  
 2001 — Troy Glaus, Troy Percival.  
 2002 — Garret Anderson, Mike Scioscia (coach), Ned Berget (trainer).  
 2003 — Garret Anderson★, Troy Glaus★, Brendan Donnelly, Mike Scioscia (manager), Joe Maddon (coach), Buddy Black (coach), Mickey Hatcher (coach), Ron Roenicke (coach), Alfredo Griffin (coach), Orlando Mercado (coach).  
 2004 — Vladimir Guerrero★, Francisco Rodriguez, Ned Berget (trainer).  
 2005 — Garret Anderson, Bartolo Colon, Vladimir Guerrero★.  
 2006 — Vladimir Guerrero★.  
 2007 — Vladimir Guerrero★, Francisco Rodriguez, John Lackey.  
 2008 — Joe Saunders, Ervin Santana, Francisco Rodriguez.  
 2009 — Brian Fuentes, Torii Hunter, Chone Figgins.  
 2010 — Torii Hunter, Jered Weaver, Mike Scioscia (coach), Ned Berget (trainer).  
 2011 — Howie Kendrick, Jordan Walden, Jered Weaver.  
 2012 — Mike Trout, Mark Trumbo, C.J. Wilson, Jered Weaver.  
 2013 — Mike Trout★.  
 2014 — Mike Trout★, Erick Aybar.  
 2015 — Mike Trout★, Albert Pujols★★, Hector Santiago, Adam Nevala (trainer).  
 2016 — Mike Trout★, Yoichi Terada (trainer).  
 2017 — Mike Trout★★★.  
 2018 — Mike Trout★.

- ★ Elected as starter  
 ★★ Elected as reserve but replaced injured starter  
 ★★★ Elected as starter but replaced due to injury

## TED WILLIAMS ALL-STAR GAME MVP

- 2014—Mike Trout (Target Field, Minnesota)      2015—Mike Trout (Great American Ball Park, Cincinnati)

## HOME RUN DERBY PARTICIPANTS

- 1986—Wally Joyner (The Astrodome, Houston)      2012—Mark Trumbo (Kauffman Stadium, Kansas City)  
 2001—Troy Glaus (SAFECO Field, Seattle)      2015—Albert Pujols (Great American Ball Park, Cincinnati)  
 2003—Garret Anderson (U.S. Cellular Field, Chicago)★  
 2007—Vladimir Guerrero (AT&T Park, San Francisco)★

CLUB HISTORY



## ANGELS ALL-STAR GAME BESTS

Single Game Bests	
HITS	3 - Garret Anderson, 2006 Leon Wagner, 1962
RUNS	2 - 3 times; last, Mike Trout, 2015
RBI	4 - Fred Lynn, 1983
HR	1 - 6 times; last, Mike Trout, 2018
SB	1 - Mike Trout, 2015 Rod Carew, 1980
IP	3 - Dean Chance, 1964 Ken McBride, 1963
SO	4 - Chuck Finley, 1996

Career Bests (with Angels only)	
GAMES	7 - Mike Trout (2012-18) - did not play in 2017 due to injury
STARTS	6 - Mike Trout (2013-18) - named starter in 2017 but missed game due to injury
HITS	7 - Mike Trout
RBI	5 - Fred Lynn
HR	1 - M. Trout (2015 & '18), V. Guerrero (2006), G. Anderson (2003), F. Lynn (1983), L. Wagner (1962)
IP	4 - Nolan Ryan
SO	5 - Chuck Finley





PHOTO COURTESY OF CINDY FOX

## CAN YOU SEE THE SIGNS?

This was Taylor Hooton. A normal, outgoing 17-year-old who turned to anabolic steroids in hopes that he could be the starting pitcher for his high school varsity team — just like half of his teammates were doing.

Taylor's parents knew something was wrong, but they had no idea he was injecting steroids. Shortly after his doping became known, Taylor quit using and quickly fell into such a deep depression that he decided to take his own life.

Taylor's death is the reason the Taylor Hooton Foundation exists. It's our mission to enlighten the world to the truth of Appearance and Performance Enhancing Substances, so that more young men and women don't end up like Taylor.

If someone had recognized the signs and taken action sooner, Taylor might be sitting in your seat today.

Learn more about the dangers of steroid abuse and what you can do to take a stand at [TaylorHooton.org](http://TaylorHooton.org).



TAYLOR HOOTON  
FOUNDATION



[allmeleague.com](http://allmeleague.com)

# ANGELS HALL OF FAME



2017 Inductee  
Vladimir Guerrero



# ANGELS HALL OF FAME

**Gene Autry, Bobby Grich, Jim Fregosi, Don Baylor, Rod Carew, Nolan Ryan, Jimmie Reese, Brian Downing, Chuck Finley, Bobby Knopp, Dean Chance, Mike Witt, Tim Salmon, Garret Anderson, Vladimir Guerrero and the 2002 World Champions** are the 16 members in the Angels Hall of Fame.

**Gene Autry**, the man responsible for bringing an expansion franchise to the American League and Southern California region in December 1960, was inducted into the Angels Hall of Fame on July 19, 2011. His wife Jackie accepted the honor on his behalf, accompanied by Angels Owner Arte Moreno, and Angels Hall of Fame members Rod Carew, Chuck Finley, Bobby Grich and Brian Downing during pregame ceremonies.

The "Singing Cowboy," who passed away Oct. 2, 1998 at the age of 91, was one of the most popular owners in Major League history. His love for baseball and the respect and admiration he had for those who played, coached and managed the game has been well documented.

The native of Tioga, TX was raised in Texas and Oklahoma. Originally discovered by Will Rogers in 1929, Autry gained popularity following a recording contract with Columbia records that same year. He first appeared on screen in 1934 and eventually starred in 93 films throughout his career. In 1940, theater exhibitors of America voted him the fourth biggest box office attraction, behind Mickey Rooney, Clark Gable and Spencer Tracy.

During his music career, Autry totaled 640 recordings, including more than 300 songs written or co-written by him. His records sold more than 100 million copies and he received more than a dozen gold and platinum records, including the first record ever certified gold. His Christmas and children's records "Here Comes Santa Claus (Right Down Santa Claus Lane)" and "Peter Cottontail" are among his platinum recordings. "Rudolph the Red-Nosed Reindeer," the second all-time best selling Christmas single, boasts in excess of 30 million in sales.

From 1940 to 1956 the public listened to him on *Gene Autry's Melody Ranch* radio show that was heard weekly over the CBS Radio Network. In addition, Autry's popularity was apparent during his personal appearance tours. The first performer to sell out Madison Square Garden, his concert and rodeo appearances throughout the United States and Europe are legendary and served as a model for other performers. Autry did two shows a day, seven days a week, for 65 to 85 days at a stretch.

Entertainer Gene Autry joined the Army Air Corps in 1942 and became Sgt. Gene Autry. During the war, he ferried fuel, ammunition and arms in the China-India-Burma theater of war and flew over the Himalayas, the hazardous air route known as "The Hump." When the war ended Autry was reassigned to Special Services, where he toured with a USO troupe in the South Pacific before resuming his movie career in 1946.

Autry's long-cherished dream came true with the opening of the Gene Autry Western Heritage Museum in November 1988, since acclaimed as one of the finest museums in the West. In January 2004 the museum merged with the Southwest Museum and the Autry National Center was created, consisting of three entities: the Southwest Museum of the American Indian, the Museum of the American West, and the Institute for the Study of the American West. Today thousands of visitors, children and adults alike, learn the fascinating history of America's West through world-class collections of art and artifacts.


Autry is the only entertainer to have all five stars on the Hollywood Walk of Fame, one each for Radio, Recording, Motion Pictures, Television, and Live Theatre/performance. He was a 33rd Degree Mason and Honorary Inspector General and was given the prestigious award of the Grand Cross of the Court of Honor. Among the many hundreds of honors and awards Autry received were induction into the Country Music Hall of Fame; the American Academy of Achievement Award; the Los Angeles Area Governor's Emmy from The Academy of Television Arts & Sciences; and the Board of Directors Lifetime Achievement Award from the International Achievement in Arts Foundation. Gene Autry was also inducted into the Nashville Songwriters Hall of Fame, The National Cowboy Hall of Fame, the National Association of Broadcasters Hall of Fame, and he received The Songwriters Guild Life Achievement Award. He was also honored by his songwriting peers with a lifetime achievement award from ASCAP.

Perhaps his greatest honor was the retirement of uniform No. 26, symbolic of the 26th player on the Angels roster, a gesture initiated by members of the 1982 team.

**Bobby Grich**, who retired following the American League Championship Series against Boston in 1986, was inducted Feb. 3, 1988. He is one of only two Angels (Brian Downing) to participate in each of the Club's first three Western Division titles.



**Gene Autry**



**Bobby Grich**

CLUB HISTORY








Grich officially became an Angel Nov. 24, 1976. The native of Muskegon, MI concluded his Angels career with a .269 average in 1,222 games including 154 home runs and 557 RBI. During his career, Grich compiled the following overall numbers: .266 average, 2,008 games, 6,890 at-bats, 1,033 runs, 1,833 hits, 224 home runs and 864 RBI.

One of California's most popular players, Grich became only the second player in Club history to play 1,000 games-or-more (1,098) at one position, joining Fregosi who totaled 1,367 appearances at shortstop. Grich's .997 fielding percentage in 1985 established a Major League record for second basemen.

On the date of his induction, Grich ranked among the top three on several Angels all-time lists, including games (3rd), at-bats (3rd, 4,100), runs (3rd, 601), home runs (2nd), runs batted in (2nd), extra-base hits (3rd, 357), hits (3rd, 1,103), doubles (3rd, 183) and total bases (3rd, 1,788).

In 1981, Grich recorded a career-high .304 average and tied Dwight Evans, Tony Armas and Eddie Murray in the A.L. home run race (22 each). He became the first second baseman to lead the league in home runs since Nap Lajoie of Philadelphia totaled 14 in 1901. He also became the first A.L. second baseman to lead in slugging since George Stirnweiss with the Yankees in 1945 (.476).

In 1980, Grich was co-winner of the Owner's Trophy, symbolic of the club's Most Valuable Player as selected by the players.



**Jim Fregosi**

**Jim Fregosi**, a six-time Angels All-Star, was inducted May 17, 1989. He appeared with the Halos from 1961-71 as a player and then managed the Club from June 1, 1978 through May 28, 1981. Fregosi guided the Angels to an 87-75 finish in 1978 and a second place tie prior to the memorable 1979 season when the Club captured their first-ever Western Division title. For his efforts, Fregosi was runner-up in balloting by the Associated Press for A.L. Manager of the Year. He finished with a 237-248 record managing the Angels.

As a player, Fregosi's career spanned 18 seasons during which he registered a .265 lifetime average. He was originally acquired by the Angels Dec. 14, 1960 in the expansion draft from the Boston Red Sox.

Fregosi was voted the winner of the Angels Owner's Trophy three times and was a Gold Glove® recipient in 1967.


At the time of his induction, Fregosi led on the Angels all-time lists in the following categories: games (1,429), at-bats (5,244), hits (1,408) and triples (70). In addition, he ranked second in runs (691), doubles (219), extra-base hits (404) and total bases (2,112).

**Don Baylor**, the first Angel to win the American League Most Valuable Player Award in 1979, was inducted on May 26, 1990. He appeared with the Angels from 1977-82. He was a member of the Angels first two Western Division Championships in 1979 and 1982. During his MVP season, Baylor compiled a .296 average with 36 home runs and a league-leading 139 RBI. He also led the league in games played (162) and runs scored (120). His marks in games played, runs scored, RBI and total bases set Club single-season records. In the 1982 American League Championship Series, he hit .294 with a grand slam and series-high 10 RBI.

Baylor's career spanned 19 Major League seasons during which he registered a .260 average and 338 home runs. He was originally acquired by the Angels Nov. 16, 1976 as a free agent. With the Halos, he averaged 23 home runs and 87 RBI, while batting .262 in six seasons.

Baylor was voted the winner of the Owner's Trophy twice (1978 & 1979) and earned All-Star recognition as an outfielder in 1979.

Upon his induction, Baylor ranked on Angels all-time list in the following categories: third in home runs (141), fourth in at-bats (3,105), runs (481), RBI (523) and total bases (1,390). In addition, he also ranked fifth in extra base hits (288), hits (813), doubles (140, tied with Carew) and stolen bases (89).




**Don Baylor**





# ANGELS HALL OF FAME



**Rod Carew**

games (2,469), 31st in at-bats (9,315), 13th in hits (3,053) and sixth in singles (2,404) at the time of his induction. On the Angels' All-Time lists, he still ranks second in career average (.314).

**Nolan Ryan**, who became the 20th pitcher in Major League history to win 300 games (July 31, 1990 at Milwaukee) and owns a Major League record seven no-hitters and 5,714 strikeouts, was inducted and had his uniform No. 30 retired, June 16, 1992.

Ryan appeared with the Angels from 1972-79, compiling a 138-121 record and 3.06 ERA in 291 games. Ryan tossed four of his no-hitters with the Halos or holds or shares several Club records, including complete games (156), shutouts (40) and strikeouts (2,416). In 1977, he was selected "A.L. Pitcher of the Year" by *The Sporting News* and named to its All-Star team. In 1973, Ryan established a Major League record for strikeouts in a single season with 383. He was originally acquired by the Angels from the New York Mets, Dec. 10, 1971, along with pitcher Don Rose, outfielder Leroy Stanton and catcher Francisco Estrada in exchange for Jim Fregosi.


Ryan's career spanned 27 seasons, the most in Major League history. He began his career with the New York Mets, posting a 29-38 record and 3.58 ERA in 105 games (74 starts) from 1966-71. Following eight seasons with the Halos, he appeared with the Houston Astros from 1980-88, compiling a 106-94 mark and 3.13 ERA in 282 starts. He joined the Texas Rangers in 1989 and finished 51-39 with a 3.43 ERA in five seasons.

Ryan was named to eight All-Star teams (five with Angels) and appeared in five games, including as starting pitcher for the American League in 1979 in Seattle. He pitched two scoreless relief innings to win the 1989 game in Anaheim, becoming the oldest pitcher to win an All-Star Game. Ryan was inducted into the Baseball Hall of Fame, July 25, 1999.

**Jimmie Reese**, whose 23 years in an Angels uniform is second longest in Club history (Bobby Knoop - 24), was inducted on Aug. 2, 1995.


A former roommate of Babe Ruth, Reese began his career as a batboy for the Los Angeles Angels of the Pacific Coast League in 1917. He broke into baseball seven years later as a second baseman for the minor league Oakland Oaks.

**Jimmie Reese**, whose 23 years in an Angels uniform is second longest in Club history (Bobby Knoop - 24), was inducted on Aug. 2, 1995.



**Nolan Ryan**

**Did You Know?** Nolan Ryan appeared in 291 career games with the Angels. Of those 291 games, 156 (54%) were complete game efforts.



**Jimmie Reese**

CLUB HISTORY





Reese played one more year in the majors (1932 with St. Louis) before returning to the Pacific Coast League in 1933. In three Major League seasons, he hit .278, including a .345 mark in a reserve role for the Yankees in 1930.

Reese played 12 seasons in the PCL (Oakland, 1924-29; Los Angeles, 1933-36 and San Diego, 1937-38) and was honored as all-time second baseman of the league. He set a career fielding record for total chances with 9,890 and led the PCL in fielding three times (1927, 1929 & 1934).

On Mar. 30, 1972, Reese joined the Angels coaching staff. During his 23 years, he built a reputation for being the most prolific fungo hitter in baseball. In 1989, Reese was selected by the late Commissioner Bart Giamatti to throw out the ceremonial first pitch for the 60th All-Star Game at Anaheim Stadium. In 1992, he was named honorary captain of the American League All-Stars at the contest in San Diego. Jimmie Reese passed away on July 13, 1994 at the age of 92.

**Brian Downing**, who served 13 years in an Angel uniform, left the club as the all-time leader in almost every major offensive category. He is one of only two Angels (Bobby Grich being the other) to participate in each of the club's first three Western Division titles. He was inducted into the Angels Hall of Fame on Aug. 27, 2009.

Downing was originally acquired by California, Dec. 5, 1977, along with Dave Frost and Chris Knapp from the White Sox in exchange for Bobby Bonds, Thad Bosley and Richard Dotson. The Anaheim, CA native helped lead the Angels to their first Western Division title in 1979 batting a career-high .326 with 12 home runs and 75 RBI. His stellar performance earned him an All-Star selection.

During his 20-year career, Downing registered a .267 average in 2,344 games with 2,099 hits, 1,188 runs, 275 home runs and 1,073 RBI.

After 13 seasons, Downing topped many Angels' all-time lists with 1,661 games, 5,854 at-bats, 889 runs, 1,588 hits, 2,580 total bases, 282 doubles, 222 home runs, 846 runs batted in and 866 walks.

In 1984, Downing was co-winner of the Owner's Trophy, symbolic of the Club's Most Valuable Player as voted by the players.



**Brian Downing**



**Chuck Finley**

**Chuck Finley**, the Angels' all-time leader in wins with 165, was inducted into the Club's Hall of Fame on Aug. 27, 2009.

The four-time All-Star was originally drafted by the Halos in the first round (fourth overall pick) in the 1985 draft. He saw his first big league action the following season, joining the club for their memorable 1986 Western Division title run.

The West Monroe, LA native's career spanned 17 seasons in which he compiled a 200-173 record and a 3.85 ERA in 524 games.

On the date of his induction, he topped the Angels all-time list with 165 wins, 379 starts and 2,675 innings pitched while finishing second behind Nolan Ryan with 2,151 strikeouts and fourth with 57 complete games.

In a dominating three-year period from 1989-91, Finley posted a 52-27 record with a 2.93 ERA in 95 starts. In 1990, he enjoyed a career-year in which he took home the Owner's Trophy, going 18-9 with a 2.40 ERA, the third-lowest single season ERA in club history.

When he retired in 2002, Finley was one of only 25 pitchers in Major League history to record over 2,500 strikeouts.

**Bobby Knoop**, one of the original Angel stars during the team's first decade of existence, was inducted on Sept. 5, 2013. The infielder was a four-time recipient of the Owner's Trophy (1964-66 & 1968), presented annually to the Club's MVP. He is one of just three Halos to win the award at least four times (Garret Anderson & Mike Trout).

The second baseman played six seasons with the Halos (1964-69) and combined with Jim Fregosi to form one of the most formidable double-play tandems in all of MLB. The duo claimed Rawlings Gold Gloves® in 1967, the second of three such honors for Knoop.

Knoop's best offensive season came in 1966 when he posted career-highs in home runs (17), RBI (72) runs (54) and triples (11). His 11 triples led the A.L. and he was named as an All-Star Game starter that season.

Originally signed by the Milwaukee Braves as an amateur free agent before the 1956 season, he was a Rule 5 Draft pick by the Angels from the Braves on Dec. 2, 1963. In his first season with the Angels in 1964, he played in all 162 games.



**Bobby Knoop**

CLUB HISTORY





# ANGELS HALL OF FAME


**Dean Chance**, one of the initial aces in team history, was inducted into the Angels Hall of Fame in 2015. Sadly, Chance passed away on Oct. 11, 2015 - just a few months after his induction.

In 1964, he became the Halos' first 20-game winner and Cy Young Award® recipient. At the time, he was the youngest recipient of the hardware.

During the 1964 campaign, Chance led the A.L. in wins (20), ERA (1.65) & innings pitched (278.1) while tossing 11 shutouts, including six by a 1-0 score. He also notched 207 punchouts, and allowed just a 1.01 WHIP. His 1.65 ERA stands as the Halos' single-season record by a starting pitcher.

Additionally in 1964, Chance threw four complete games (3 SHO) against the New York Yankees. Not only did Chance post a 4-0 mark vs. Yankees, he allowed just one run in 50 IP (0.18 ERA), a home run to Mickey Mantle. The feat easily ranks among the top dominant season pitching performances over one team in baseball history.

Over the course of six years with the Club, Chance posted a 74-66 record, 2.86 ERA (1131 IP - 360 ER) and 857 strikeouts. His career ERA remains the best all-time in Club history.




**Dean Chance**

**Mike Witt**, a decade-long (1981-90) Angels mainstay and local product (Servite HS) stands tall as one of the most dominant pitchers in Club history.

At time of his Angels Hall of Fame induction (2015), the two-time All-Star ranked fourth on the Club's all-time list in wins (109), starts (272) & strikeouts (1,283) and third in complete games (70) & innings pitched (1,965.1).

During his tenure, Witt was a member of two Western Division Champion teams (1982 & 1986). In 1986, he shouldered the Angels to the American League Championship Series with the best season of his career, posting a record of 18-10 with a 2.84 ERA.

Witt's most impressive accomplishment came on the last game of the 1984 season (Sept. 30 at Texas) when he became one of only 13 pitchers in history to throw a perfect game, striking out 10 en route to a 1-0 victory.



**Mike Witt**

**Tim Salmon**, affectionately tabbed as "Mr. Angel" and "The Kingfish," spent his entire 15-year career in a Halo uniform. In 2002, he helped guide the Angels to their first World Championship. Salmon finished with a .282 career average and was inducted into the Club's Hall of Fame in 2015 as the career leader in home runs (299) & walks (970). He ranked second in team history in games (1,672), at-bats (5,934), runs (986), hits (1,674), extra base hits (662) and RBI (1,016).

Salmon, originally selected in the third round of the 1989 MLB draft, made his Major League debut in 1992. That season, he was named by *Baseball America* as the Minor League Player of the Year. The following campaign, the slugger earned the nod as the A.L. Rookie of the Year batting .283 with an Angels' rookie-record 31 home runs and 95 RBI. Salmon's best season came in 1995 when he posted a slash line of .330/.429/.524 and captured a Silver Slugger Award®. From 1993 to 2000, he had just two OPS lines below .900 and never finished under .860 in that span.

The Kingfish was an integral part of the Halos' World Series crown in 2002, guiding the Club to the playoffs for the first time since 1986. Salmon hit two key home runs in Game 2 of the Fall Classic against San Francisco and batted .346 with a 1.067 OPS in the Series overall. That season, he was also tabbed as *The Sporting News* Comeback Player of the Year as he posted a .286 clip with 48 extra-base hits and 88 RBI.

Salmon played his final game on Oct. 1, 2006, against the Oakland Athletics and exited to a standing ovation from the Halo faithful.



**Tim Salmon**

CLUB HISTORY





The 2002 World Champion Angels were inducted into the Angels Hall of Fame on Aug. 18, 2012.

In route to capturing the franchise's first World Series title, the 2002 Angels finished with a 99-63 record during the regular season to claim the American League Wild Card and advance to the postseason for the first time since 1986. The Angels sat at 6-14 after 20 games (worst start in club history) but finished the season going 93-49 (.650) over their last 142 games. 43 of the 99 wins came in comeback fashion. The Club finished first in the A.L. with a franchise record .282 average and second with a 3.69 ERA. The Halos also ranked first in the junior circuit with a 2.98 relief ERA.

The offense was paced by team MVP Garret Anderson (.306, 56 2B, 29 HR, 123 RBI), A.L. Comeback Player of the Year Tim Salmon (.286, 22 HR, 88 RBI), Troy Glaus (30 HR, 111 RBI), Darin Erstad (.283, 99 runs, 23 SB) and leadoff man David Eckstein (.293, 107 runs, 21 SB).



On the mound, the starting staff featured Jarrod Washburn (18 wins), Kevin Appier (14 wins), Ramon Ortiz (15 wins) and rookie John Lackey (9 wins). The bullpen was guided by the likes of Troy Percival (40 saves), Brendan Donnelly (2.17 ERA), Ben Weber (2.54 ERA) and late season call-up Francisco Rodriguez. The pitching staff was guided by Gold Glove® catcher Bengie Molina.

In their first post season appearance in 16 years, the Angels defeated the New York Yankees in the Division Series (three games to one) to claim the first playoff series victory in club history. In the League Championship Series, the Halos defeated the Minnesota Twins (four games to one) to claim their first ever A.L. Pennant and earn a spot in the Fall Classic. Second baseman Adam Kennedy was named Most Valuable Player of the series, the second Angel to be named ALCS MVP (also Fred Lynn in 1982 ALCS). Kennedy became the third player in MLB history to hit three home runs in an LCS contest in Game 5.

The All-California World Series matched the Angels with the San Francisco Giants in the 99th edition of the Fall Classic. After the Giants took a 3-2 series lead, the stage was set for one of the more remarkable comebacks in playoff history. In Game 6, the Halos trailed 5-0 with seven outs left in their season until Spiezio's three-run home run brought the Club back into the game. An inning later, the Halos rallied for three more runs, keyed by Glaus' two-run double. The Angels' 6-5 comeback win was the biggest ever by a team facing series elimination.

42 years of waiting for a World Series crown came to a climactic close for Angels' fans on Sunday, Oct. 27, 2002. The Game 7 win was highlighted by Anderson's clutch bases clearing, three-run double in the third inning. Lackey received the win, becoming just the second rookie pitcher to win Game 7 of the World Series. Glaus was named MVP of the 2002 Fall Classic after hitting .385 (10/26) with seven runs, three doubles, three home runs and eight RBI.

The 2002 Angels' season was not ultimately defined by specific numbers or stats, but rather a group of individuals that comprised the true definition of a team.



CLUB HISTORY

## 2002 ANGELS ROSTER

Anderson, Garret (of)	Fasano, Sal (c)	Molina, Jose (c)	Schoeneweis, Scott (lhp)	Manager - Mike Scioscia
Appier, Kevin (rhp)	Figgins, Chone (inf)	Nieves, Jose (inf)	Sele, Aaron (rhp)	Coaches - Joe Maddon
Bellinger, Clay (inf)	Fullmer, Brad (inf)	Ochoa, Alex (of)	Shields, Scot (rhp)	(Bench), Bud Black
Callaway, Mickey (rhp)	Gil, Benji (inf)	Ortiz, Ramon (rhp)	Spiezio, Scott (inf)	(Pitching), Mickey
Cook, Dennis (lhp)	Glaus, Troy (inf)	Palmeiro, Orlando (of)	Wall, Donne (rhp)	Hatcher (Hitting), Ron
DaVanon, Jeff (of)	Kennedy, Adam (inf)	Percival, Troy (rhp)	Washburn, Jarrod (lhp)	Roenicke (Third Base),
Donnelly, Brendan (rhp)	Lackey, John (rhp)	Pote, Lou (rhp)	Weber, Ben (rhp)	Alfredo Griffin (First
Eckstein, David (inf)	Levine, Al (rhp)	Ramirez, Julio (of)	Wise, Matt (rhp)	Base), Bobby Ramos
Erstad, Darin (of)	Lukasiewicz, Mark (rhp)	Rodriguez, Francisco (rhp)	Wooten, Shawn (inf)	(Bullpen) and Orlando
Fabregas, Jorge (c)	Molina, Bengie (c)	Salmon, Tim (of)		Mercado (Bullpen)

\* Players that appeared in at least one game with the club





# ANGELS HALL OF FAME

**Garret Anderson**, one of the most productive offensive players in franchise history, spent 15 of his 17 professional seasons playing for the Angels. He was inducted into the Club's Hall of Fame on Aug. 20, 2016.

A two-time Silver Slugger recipient, three-time All-Star and four-time Angels Team MVP, Anderson remains atop the franchise all-time list in several key offensive categories including games (2,013), at-bats (7,989), runs (1,024), hits (2,368), total bases (3,743), extra-base hits (796), doubles (489) and RBI (1,292). He also ranks second in home runs with 272, trailing only fellow Angels Hall of Famer, Tim Salmon (299).

Following his selection in the fourth round of the 1990 June draft out of Kennedy High School in Granada Hills, CA, Anderson made his Major League debut July 27, 1994 vs. Oakland at the age of 22. He would go on to hit .321 with 19 doubles, 16 home runs and 69 RBI that season and finish second in the American League Rookie of the Year voting.

A key piece in the Club's 2002 title run, Angels' fans will long remember his bases-clearing, three-run double in Game Seven of the 2002 World Series. Anderson completed the 2002 postseason batting a combined .300 with four doubles, two home runs and 13 RBI.

After finishing fourth in A.L. MVP voting in 2002, he returned a year later with another solid All-Star season. During the All-Star game in Chicago, he became the first player since Cal Ripken, Jr. in 1991 to become both the Home Run Derby Champion and MVP of the All-Star Game.



**Vladimir Guerrero** became the 15th individual inducted into the Angels Hall of Fame on Aug. 26, 2017. No player in Club history had more of an immediate impact than 'Vladdy' in his initial campaign with the Angels in 2004. In that season, Guerrero captured American League MVP honors as he lifted the Halos to their first A.L. West crown since 1986. Vlad became just the second player in Angels' history to garner MVP honors, joining Don Baylor in 1979.

During the 2014 season, Guerrero tied a Club record and led the A.L. with 366 total bases while also pacing the junior circuit with 124 runs. His .337 average remains the highest single-season mark by a right-hander in team annals.

Most impressive during the 2014 campaign were Guerrero's numbers down the stretch. He was named A.L. Player of the Month for September batting .371 with 24 runs, 17 extra-base hits (10 HR) and 23 RBI.

Guerrero remains among the Angels' all-time leaders in several key offensive categories including average (1st, .319), runs (10th, 544), hits (10th, 1,034), total bases (7th, 1,767), extra-base hits (7th, 377), doubles (8th, 194), home runs (6th, 173), RBI (6th, 616), on-base percentage (4th, .381) and slugging percentage (2nd, .526). Guerrero was inducted into the Baseball Hall of Fame, July 29, 2018.



# MAJOR LEAGUE BASEBALL



2018 A.L. MVP Mookie Betts and the  
World Series Champion Boston Red Sox  
will visit Angel Stadium Aug. 30 – Sept. 1



# MAJOR LEAGUE BASEBALL



## NATIONAL BASEBALL HALL OF FAME AND MUSEUM

25 Main Street, Cooperstown, New York 13326

Phone: (607) 547-7200

Public Relations: (607) 547-0215

E-mail address: info@baseballhall.org

Website: baseballhall.org

Summer Hours: Memorial Day Weekend - Labor Day Weekend: 9 a.m. to 9 p.m.

Regular Hours: 9 a.m. to 5 p.m.

Holiday Closings: Thanksgiving Day, Christmas Day, and New Year's Day.

**DIRECTORY:** Jane Forbes Clark (Chairman), Joe Morgan (Vice Chairman), Jeff Idelson (President), Jeff Jones (Senior Vice President of Finance and Administration), Sean Gahagan (Vice President, Retail Merchandising & Licensing), Erik Strohl (Vice President, Exhibitions and Collections), Ken Meifert (Vice President, Sponsorship & Development)

**RESEARCH AND LIBRARY CONTACTS:** Jim Gates (Librarian)

**PR CONTACTS:** Jon Shestakofsky (Vice President, Communications) & Craig Muder (Communications Director)

### HALL OF FAME WEEKEND 2019: July 19-22

**Class of 2019:** Harold Baines, Roy Halladay, Edgar Martinez, Mike Mussina, Mariano Rivera and Lee Smith

**Awards:** Sat. July 20, 4:30 p.m. ET    **Induction:** Sun. July 21, 1:30 p.m. ET, Clark Sports Center

### ANGELS IN THE HALL OF FAME

Fourteen members of the National Baseball Hall of Fame have worn an Angels uniform, including 2019 electee Lee Smith. The other 13 are Bert Blyleven, Rod Carew, Vladimir Guerrero, Rickey Henderson, Whitey Herzog, Reggie Jackson, Eddie Murray, Frank Robinson, Nolan Ryan, Don Sutton, Hoyt Wilhelm, Dick Williams and Dave Winfield. For more information on Los Angeles/California/Anaheim/Los Angeles Angels of Anaheim in the Hall of Fame, visit the "Hall of Famers" team pages at [www.baseballhall.org](http://www.baseballhall.org).

### NOTABLE ANGELS ARTIFACTS IN COOPERSTOWN

- Cap worn by 2018 American League Rookie of the Year Shohei Ohtani in his big league pitching debut on April 1, 2018.
- Jersey worn by Albert Pujols on June 3, 2017, when he hit his 600<sup>th</sup> home run.
- Bat used by Mike Trout in the 2015 All-Star Game, in which he hit a home run became the first player in history to win the game's MVP Award in back-to-back years.
- Bat used by Carlos Perez on May 5, 2015 when he became just the fourth player to hit a walk-off home run in his first major league game.
- Cap worn by Mike Trout when he won the 2014 All-Star Game MVP Award.
- Spikes worn by Albert Pujols when he hit his 500th home run on April 22, 2014.
- Spikes worn by Mike Trout when he became the youngest AL player to hit for the cycle on May 21, 2013.
- Cap and spikes worn by Mike Trout during his 2012 American League Rookie of the Year season.
- Jersey worn by Jered Weaver during his May 2, 2012 no-hitter.
- Jersey worn by Ervin Santana during his no-hitter on July 27, 2011 ball from the game and jersey worn by his catcher that day, Bobby Wilson.
- Balls from Francisco Rodriguez's 50<sup>th</sup>, 57<sup>th</sup> and record 58<sup>th</sup> save along with a jersey which set the new single season saves mark, on Sept. 13, 2008.
- Batting helmet worn by 2003 All-Star Game MVP Garret Anderson.
- Cap worn by John Lackey to win Game 7 of the 2002 Series.
- Bat used by Adam Kennedy to hit three home runs in the clinching Game 5 of the 2002 ALCS.
- Entire uniform worn by Rod Carew on Aug. 4, 1985, when he achieved his 3,000th career hit.



Cap worn by 2018 Rookie of the Year Shohei Ohtani on April 1, 2018.

### A LOOK AHEAD TO 2020

Ballots for the 2020 Hall of Fame/BBWAA election will be distributed following the 2019 season with results from the voting scheduled to be announced in January 2020. A partial list of first-year candidates for election includes: Derek Jeter, Paul Konerko, Cliff Lee and Alfonso Soriano. Historical information on past BBWAA elections and the election process can be accessed at [www.baseballhall.org](http://www.baseballhall.org) or by contacting the Hall of Fame Communications department.

### CONNECT TO COOPERSTOWN

- For up-to-the-minute news from Cooperstown, visit at [www.baseballhall.org](http://www.baseballhall.org). Stay up-to-date on all the activity at the Hall of Fame's official site and through social networking on Facebook, Instagram, Twitter and YouTube.
- If you would like to receive interesting stories and timely news items direct from the Hall of Fame and get the inside track on the latest happenings in Cooperstown, sign up for *Inside Pitch*. There's no cost to receive our weekly electronic newsletter in your e-mail box at home or work and it's easy to enroll: Just log on to [www.baseballhall.org/media/museum-facts](http://www.baseballhall.org/media/museum-facts).
- If you have an interest in receiving *Around The Horn*, the Hall's monthly media newsletter, please send an e-mail to [info@baseballhall.org](mailto:info@baseballhall.org). Be sure to include your name, name of organization and e-mail address. Or visit [www.baseballhall.org/media-info](http://www.baseballhall.org/media-info).

### RESEARCH ASSISTANCE

The Hall of Fame is pleased to provide assistance in baseball research and members of the media are encouraged to utilize this valuable baseball resource whenever necessary by calling the Public Relations department at (607) 547-0215, or the Library Reference desk at (607) 547-0330.







**Rob Manfred**

## MAJOR LEAGUE BASEBALL

245 PARK AVENUE  
 NEW YORK, NY 10167  
 (212) 931-7800  
 WWW.MLB.COM



### OFFICE OF THE COMMISSIONER

Robert D. Manfred, Jr. ....	Commissioner
Dan Halem .....	Deputy Commissioner, Baseball Administration and Chief Legal Officer
Tony Petitti .....	Deputy Commissioner, Business & Media
Pat Courtney .....	Chief Communications Officer
Joe Torre .....	Chief Baseball Officer
Bob Starkey .....	Chief Financial Officer/Sr. Advisor
Chris Marinak .....	Executive Vice President, Strategy, Technology/Innovation
Noah Garden .....	Executive Vice President, Commerce
Jason Gaedtko .....	Chief Technology Officer

### BASEBALL OPERATIONS

Peter Woodfork .....	Senior VP, On-Field Operations & Umpiring
Chris Young .....	VP, On-Field Operations, Initiatives & Strategy

### PUBLIC RELATIONS

**(212) 931-7878; FAX (212) 949-5654**

Pat Courtney .....	Chief Communications Officer
John Blundell .....	Vice President, Communications
Mike Teevan .....	Vice President, Communications
Matt Bourne .....	Vice President, Business Communications
Matt Gould .....	Vice President, Corporate Communications
Steve Arocho .....	Senior Director, Business Communications & Youth Engagement
Ileana Peña Donovan .....	Senior Director, Business Communications
Donald Muller .....	Director, Communications
David Hochman .....	Manager, Communications
Lydia Devlin .....	Manager, Business Communications
Yolayna Alvarez .....	Coordinator, Communications
Paul Koehler .....	Coordinator, Communications
Kerline Batista .....	Coordinator, Business Communications
Troy Watson .....	Coordinator, Business Communications
Ginger Dillon .....	Executive Assistant, Communications
Lisa Teitelbaum .....	Senior Administrative Assistant, Communications
John Thorn .....	Official Historian
Lorraine Fisher .....	Vice President, Media Relations
Lou Barricelli .....	Senior Manager, Media Relations
Amanda Rodriguez .....	Senior Coordinator, Media Relations

MLB





# BALTIMORE ORIOLES



## BALTIMORE ORIOLES

Oriole Park at Camden Yards  
333 West Camden Street  
Baltimore, MD 21201  
(410) 685-9800  
Seating Capacity: 45,971  
2018 Record:  
47-115 - 5th in A.L. East

Field Manager ..... Brandon Hyde  
Named: . . . Dec. 14, 2018 replacing Buck Showalter  
Home Clubhouse Operations. . . . . Chris Guth  
Visiting Clubhouse Operations. . . . . Fred Tyler



## CLUB DIRECTORY

Chairman of the Board/CEO. . . . . Peter Angelos  
Executive Vice President . . . . . John Angelos  
Executive Vice President, Baseball Operations. . . . . Mike Elias  
Vice President, Communications & Marketing. . . . . Greg Bader  
Director, Public Relations . . . . . Kristen Hudak  
Director, Team Travel . . . . . Kevin Buck

## ALL-TIME SERIES RESULTS

(Angels Listed First)

Year	Home	Road	Totals	Year	Home	Road	Totals	Year	Home	Road	Totals	Year	Home	Road	Totals
1961	4-6	6-2	10-8	1977	5-0	1-5	6-5	1993	3-3	2-4	5-7	2009	3-1	5-1	8-2
1962	7-2	3-6	10-8	1978	3-2	3-2	6-4	1994	1-5	3-3	4-8	2010	0-3	0-3	0-6
1963	6-3	3-6	9-9	1979	2-4	1-5	3-9	1995	2-5	2-4	4-9	2011	3-0	3-3	6-3
1964	4-5	3-6	7-11	1980	0-6	2-4	2-10	1996	3-3	3-3	6-6	2012	5-2	2-0	7-2
1965	3-5	2-8	5-13	1981	3-3	3-3	6-6	1997	3-2	1-5	4-7	2013	1-3	1-2	2-5
1966	3-6	3-6	6-12	1982	2-4	3-3	5-7	1998	3-3	2-3	5-6	2014	1-2	1-2	2-4
1967	7-4	4-2	11-6	1983	3-3	2-4	5-7	1999	1-5	2-4	3-9	2015	2-1	2-1	4-2
1968	4-5	4-5	8-10	1984	3-3	1-5	4-8	2000	3-3	4-2	7-5	2016	1-2	1-2	2-4
1969	3-3	3-3	6-6	1985	3-3	2-4	5-7	2001	1-2	3-3	4-5	2017	2-1	2-1	4-2
1970	3-3	2-4	5-7	1986	4-2	2-4	6-6	2002	4-2	3-0	7-2	2018	3-0	2-1	5-1
1971	3-3	2-4	5-7	1987	1-5	2-4	3-9	2003	1-2	0-6	1-8	<b>TOTALS</b>			<b>170-167</b>
1972	4-2	2-4	6-6	1988	4-2	3-3	7-5	2004	4-2	2-1	6-3	<b>137-191</b>	<b>307-358</b>		
1973	3-3	3-3	6-6	1989	4-2	2-4	6-6	2005	2-1	2-1	4-2				
1974	3-3	2-4	5-7	1990	3-3	2-4	5-7	2006	5-1	1-3	6-4				
1975	2-4	4-2	6-6	1991	3-3	3-3	6-6	2007	3-1	4-2	7-3				
1976	2-4	2-4	6-6	1992	2-4	2-4	4-8	2008	4-2	2-1	6-3				

## WON-LOST RECORDS AT STADIUMS

Wrigley Field	4-6	.400	Memorial Stadium	80-126	.388
Dodger Stadium	20-15	.571	Camden Yards	57-65	.467
Anaheim Stadium	94-107	.468			
Angel Stadium	52-39	.571			

Most Runs, Game	By Angels — 18 (18-6, Sept. 12, 2007 at Camden Yards) By Baltimore — 17 (17-3, Aug. 26, 1985 at Anaheim Stadium)
Widest Margin Victory	By Angels — 13 Runs (13-0, Aug. 25, 1996 at Camden Yards) By Baltimore — 14 Runs (17-3, Aug. 26, 1985 at Anaheim Stadium)
Longest Winning Streak	By Angels — 7 (Aug. 30, 2002 - May 20, 2003) By Baltimore — 12 (July 19, 1979★ - Aug. 28, 1980) ★Second game of two-night doubleheader
Attendance High	At Angel Stadium: 44,027, Aug. 5, 2008 At Anaheim Stadium: 63,073, Apr. 23, 1983 At Camden Yards: 48,544, July 24, 1999

MLB





## BOSTON RED SOX

Fenway Park  
4 Yawkey Way  
Boston, MA 02215  
(617) 226-6000  
Seating Capacity: 37,731  
2018 Record:  
108-54 – 1st in A.L. East  
WORLD SERIES CHAMPIONS

Field Manager..... Alex Cora  
Named: ..... Oct. 22, 2017, replacing, John Farrell  
Clubhouse Manager ..... Tom McLaughlin  
Equipment Manager .... Edward "Pookie" Jackson  
Visiting Clubhouse Manager ..... Joe Cochran



## CLUB DIRECTORY

Chairman ..... Tom Werner  
President ..... Sam Kennedy  
President of Baseball Operations ..... David Dombrowski  
Vice President, Media Relations ..... Kevin Gregg  
Senior Director, Team Travel ..... Jack McCormick

## ALL-TIME SERIES RESULTS

(Angels Listed First)

Year	Home	Road	Totals	Year	Home	Road	Totals	Year	Home	Road	Totals	Year	Home	Road	Totals
1961	5-4	2-7-1	7-11-1	1977	1-4	2-3	3-7	1993	5-1	0-6	5-7	2009	4-2	1-2	5-4
1962	4-5	8-1	12-6	1978	2-4	0-5	2-9	1994	3-3	2-4	5-7	2010	0-3	1-6	1-9
1963	5-4	3-5	8-9	1979	4-2	3-3	7-5	1995	1-6	2-5	3-11	2011	2-2	0-4	2-6
1964	7-2	2-7	9-9	1980	0-6	3-3	3-9	1996	2-4	2-4	4-8	2012	3-0	3-0	6-0
1965	8-1	5-4	13-5	1981	3-0	1-2	4-2	1997	3-2	3-3	6-5	2013	2-1	1-2	3-3
1966	5-4	4-5	9-9	1982	2-4	3-3	5-7	1998	3-3	3-2	6-5	2014	1-2	4-0	5-2
1967	7-2	1-8	8-10	1983	2-4	4-2	6-6	1999	1-3	0-6	1-9	2015	4-0	1-2	5-2
1968	5-4	4-5	9-9	1984	1-5	2-4	3-9	2000	4-2	1-2	5-4	2016	2-2	1-2	3-4
1969	2-4	2-4	4-8	1985	5-1	2-4	7-5	2001	1-3	3-0	4-3	2017	2-1	2-1	4-2
1970	4-2	3-3	7-5	1986	4-2	3-3	7-5	2002	1-2	2-2	3-4	2018	0-3	0-3	0-6
1971	3-3	3-3	6-6	1987	5-1	3-3	8-4	2003	1-2	2-4	3-6	<b>TOTALS 170-153 136-193-1 306-346-1</b>			
1972	3-3	1-5	4-8	1988	2-4	2-4	4-8	2004	4-2	0-3	4-5				
1973	3-3	2-4	5-7	1989	5-1	3-3	8-4	2005	2-2	2-4	4-6				
1974	3-3	5-1	8-4	1990	2-4	3-3	5-7	2006	1-2	2-1	3-3				
1975	3-3	3-3	6-6	1991	6-0	2-4	8-4	2007	2-1	2-5	4-6				
1976	3-3	2-4	5-7	1992	1-5	3-3	4-8	2008	3-0	5-1	8-1				

## WON-LOST RECORDS AT STADIUMS

Wrigley Field	5-4	.556	Fenway Park	136-193-1	.412
Dodger Stadium	24-12	.667			
Anaheim Stadium	100-97	.508			
Angel Stadium	41-40	.506			

Most Runs, Game By Angels — 21 (21-2, July 2, 2016 at Fenway Park)  
By Boston — 17, twice (17-8, May 3, 2010 at Fenway Park & 17-6, May 15, 1996 at Fenway Park)

Widest Margin Victory By Angels — 19 Runs (21-2, July 2, 2016 at Fenway Park)  
By Boston — 12 Runs (16-4, July 21, 1984 at Anaheim Stadium)

Longest Winning Streak By Angels — 9 (Apr. 23, 2008-Apr. 10, 2009)  
By Boston — 10 (July 19, 1993-July 4, 1994)

Attendance High At Angel Stadium: 44,822, Apr. 17, 2018  
At Anaheim Stadium: 64,223, Oct. 11 & 12, 1986 (ALCS games 4 & 5)  
At Fenway Park: 40,025, Apr. 23, 2011





# CHICAGO WHITE SOX



## CHICAGO WHITE SOX

Guaranteed Rate Field  
333 W. 35th Street  
Chicago, IL 60616  
(312) 674-1000  
Seating Capacity: 40,615  
2018 Record:  
62-100 – 4th in A.L. Central

Field Manager ..... Rick Renteria  
Named: ..... Oct. 3, 2016 replacing Robin Ventura  
Clubhouse Manager ..... Rob Warren  
Visiting Clubhouse Manager ..... Jason Gilliam  
Umpires Clubhouse Manager... Joe McNamara, Jr.



## CLUB DIRECTORY

Chairman, Board of Directors ..... Jerry M. Reinsdorf  
Senior Executive Vice President..... Howard Pizer  
Executive Vice President ..... Ken Williams  
Senior Vice President/General Manager..... Rick Hahn  
Senior Vice President of Communications ..... Scott Reifert  
Senior Director of Media Relations ..... Bob Beghtol  
Director of Team Travel ..... Ed Cassin

## ALL-TIME SERIES RESULTS

(Angels Listed First)

Year	Home	Road	Totals	Year	Home	Road	Totals	Year	Home	Road	Totals	Year	Home	Road	Totals
1961	6-3	2-7	8-10	1976	5-4	6-3	11-7	1991	4-3	4-2	8-5	2006	1-5	2-1	3-6
1962	3-6	5-4	8-10	1977	5-3	3-4	8-7	1992	1-5	2-5	3-10	2007	1-2	3-3	4-5
1963	4-5	4-5	8-10	1978	5-2	3-5	8-7	1993	3-4	4-2	7-6	2008	2-2	3-3	5-5
1964	4-5	4-5	8-10	1979	6-1	3-3	9-4	1994	2-4	3-1	5-5	2009	3-3	1-2	4-5
1965	6-3	0-9	6-12	1980	0-6	3-4	3-10	1995	5-1	5-1	10-2	2010	0-3	2-4	2-7
1966	3-6	5-4	8-10	1981	3-4	3-3	6-7	1996	5-1	1-5	6-6	2011	3-2	3-0	6-2
1967	5-4	2-7	7-11	1982	3-3	5-2	8-5	1997	5-1	1-4	6-5	2012	4-1	1-2	5-3
1968	2-7	6-3	8-10	1983	2-5	1-5	3-10	1998	3-3	2-3	5-6	2013	2-2	2-1	4-3
1969	5-4	4-5	9-9	1984	5-1	3-4	8-5	1999	4-2	1-3	5-5	2014	3-0	2-1	5-1
1970	7-2	5-4	12-6	1985	3-4	5-1	8-5	2000	2-2	2-4	4-6	2015	3-1	0-3	3-4
1971	3-6	5-4	8-10	1986	3-3	4-3	7-6	2001	5-1	1-2	6-3	2016	3-0	2-2	5-2
1972	5-4	2-7	7-11	1987	5-2	3-3	8-5	2002	3-0	3-3	6-3	2017	3-0	1-3	4-3
1973	6-3	2-7	8-10	1988	4-2	5-2	9-4	2003	3-1	0-3	3-4	2018	2-2	3-0	5-2
1974	5-4	5-4-4	10-8-1	1989	4-3	4-2	8-5	2004	2-1	3-3	5-4	<b>TOTALS 201-169 172-194-1 373-363-1</b>			
1975	4-5	5-4	9-9	1990	1-5	4-3	5-8	2005	2-2	4-2	6-4				

## WON-LOST RECORDS AT STADIUMS

Wrigley Field	6-3	.667	Old Comiskey Park	110-125-1	.468
Dodger Stadium	17-19	.472	★County Stadium	1-1	.500
Anaheim Stadium	124-112	.252	Guaranteed Rate Field	61-68	.473
Angel Stadium	54-35	.607			

★Angels defeated White Sox, 4-2, May 15, 1968 and lost, 7-1, Apr. 23, 1969

Most Runs, Game  
By Angels — 19 (19-0, May 10, 2002 at Angel Stadium)  
By Chicago — 17, twice (17-2, May 31, 1978 at Comiskey Park & 17-3, May 25, 2009 at Angel Stadium)

Widest Margin Victory  
By Angels — 19 Runs (19-0, May 10, 2002 at Angel Stadium)  
By Chicago — 15 Runs (17-2, May 31, 1978 at Comiskey Park)

Longest Winning Streak  
By Angels — 8 (May 19-Aug. 15, 1995)  
By Chicago — 10, twice (Sept. 26, 1980-May 30, 1981 & June 15, 1983-June 4, 1984)

Attendance High  
At Angel Stadium: 44,135, Apr. 30, 2006  
At Anaheim Stadium: 49,567, June 20, 1982  
At New Comiskey Park: 42,535, Aug. 7, 1993  
At Old Comiskey Park: 50,892, June 13, 1982  
At Guaranteed Rate Field: 38,685, May 30, 2005





## CLEVELAND INDIANS

Progressive Field  
2401 Ontario Street  
Cleveland, OH 44115  
(216) 420-4200  
Seating Capacity: 35,041  
2018 Record:  
91-71 – 1st in A.L. Central

Field Manager . . . . . Terry Francona  
Named: . . Oct. 8, 2012, replacing Sandy Alomar Jr.  
Clubhouse Manager . . . . . Tony Amato  
Visiting Clubhouse Manager . . . . . Willie Jenks



## CLUB DIRECTORY

Owner . . . . . Lawrence J. Dolan  
Chairman & CEO . . . . . Paul J. Dolan  
President, Baseball Operations . . . . . Chris Antonetti  
General Manager . . . . . Mike Chernoff  
Director of Baseball Information . . . . . Bart Swain  
Director, Communications and Player Relations . . . . . Court Berry-Tripp  
Director of Team Travel . . . . . Mike Seghi

## ALL-TIME SERIES RESULTS

(Angels Listed First)

Year	Home	Road	Totals	Year	Home	Road	Totals	Year	Home	Road	Totals	Year	Home	Road	Totals
1961	5-4	3-6	8-10	1977	3-2	3-2	6-4	1993	4-2	1-5	5-7	2009	2-1	2-1	4-2
1962	4-5	5-4	9-9	1978	4-1	2-3	6-4	1994	0-3	0-2	0-5	2010	3-3	1-2	4-5
1963	4-5	4-5	8-10	1979	2-4	4-2	6-6	1995	2-1	1-1	3-2	2011	4-2	2-1	6-3
1964	5-4	4-5	9-9	1980	3-3	1-3	4-6	1996	3-3	1-6	4-9	2012	2-1	2-4	4-5
1965	6-3	3-6	9-9	1981	5-1	2-4	7-5	1997	2-3	5-1	7-4	2013	0-3	2-1	2-4
1966	6-3	4-5	10-8	1982	5-4	3-3	8-4	1998	2-4	2-3	4-7	2014	3-0	2-2	5-2
1967	7-2	7-2	14-4	1983	3-3	5-1	8-4	1999	1-5	0-4	1-9	2015	2-1	0-3	2-4
1968	2-7	5-4	7-11	1984	3-3	5-1	8-4	2000	2-1	1-5	3-6	2016	1-2	0-4	1-6
1969	5-1	3-3	8-4	1985	5-1	3-3	8-4	2001	1-2	4-2	5-4	2017	0-3	0-3	0-6
1970	4-2	2-4	6-6	1986	3-4	3-2	6-6	2002	3-3	3-0	6-3	2018	2-1	1-2	3-3
1971	4-2	4-2	8-4	1987	4-2	3-3	7-5	2003	3-0	3-3	6-3	<b>TOTALS</b>	<b>174-154</b>	<b>154-163</b>	<b>328-317</b>
1972	4-2	4-2	8-4	1988	3-3	5-1	8-4	2004	1-5	3-0	4-5				
1973	2-4	3-3	5-7	1989	4-2	1-5	5-7	2005	3-2	2-1	5-3				
1974	0-6	3-3	3-9	1990	3-3	4-2	7-5	2006	2-1	3-3	5-4				
1975	0-6	3-3	3-9	1991	2-4	5-1	7-5	2007	4-3	1-2	5-4				
1976	5-1	2-4	7-5	1992	3-3	3-3	6-6	2008	4-2	1-2	5-4				

## WON-LOST RECORDS AT STADIUMS

Wrigley Field	5-4	.556	Cleveland Stadium	112-105	.516
Dodger Stadium	19-17	.528	Progressive Field	41-56	.423
Anaheim Stadium	105-88	.544	★Miller Park	1-2	.333
Angel Stadium	45-45	.500			

★Series on Apr. 10-12, 2007 moved to Milwaukee due to snow in Cleveland

Most Runs, Game	By Angels — 21 (21-2, Apr. 30, 2002 at Jacobs Field) By Cleveland — 15 (15-3, Apr. 11, 1997 at Jacobs Field)
Widest Margin Victory	By Angels — 19 Runs (21-2, Apr. 30, 2002 at Jacobs Field) By Cleveland — 13 Runs (14-1, Aug. 29, 1970 at Cleveland Stadium)
Longest Winning Streak	By Angels — 7, 3 times (June 9-21, 1964, Aug. 16, 1969-June 6, 1970 & Aug. 18, 2002-Aug. 8, 2003) By Cleveland — 11 (June 12, 2016 - active)
Attendance High	At Angel Stadium: 44,020, July 18, 2006 At Anaheim Stadium: 52,329, July 4, 1993 At Progressive Field: 43,399, Sept. 1, 1999





**DETROIT TIGERS**  
 Comerica Park  
 2100 Woodward Avenue  
 Detroit, MI 48201  
 (313) 962-4000  
 Seating Capacity: 41,083  
 2018 Record:  
 64-68 – 3rd in A.L. Central

Field Manager . . . . . Ron Gardenhire  
 Named: . . . . Oct. 20, 2017, replacing Brad Ausmus  
 Clubhouse Manager . . . . . Jim Schmackel  
 Asst. Manager, Visiting Clubhouse . . . . John Nelson



## CLUB DIRECTORY

Owner/Director . . . . . Christopher Ilitch  
 Executive Vice President of Business Operations . . . . . Duane McLean  
 Executive Vice President, Baseball Ops & General Manager . . . . Al Avila  
 Vice President, Communications . . . . . Ron Colangelo  
 Director, Media Relations . . . . . Chad Crunk  
 Director, Team Travel . . . . . Brian Britten

## ALL-TIME SERIES RESULTS

(Angels Listed First)

Year	Home	Road	Totals	Year	Home	Road	Totals	Year	Home	Road	Totals	Year	Home	Road	Totals
1961	3-6	1-8	4-14	1977	1-4	3-2	4-6	1993	2-4	2-4	4-8	2009	3-3	1-2	4-5
1962	4-5	3-6	7-11	1978	1-4	3-3	4-7	1994	1-3	2-1	3-4	2010	2-2	2-4	4-6
1963	3-6	3-6	6-12	1979	2-4	2-4	4-8	1995	2-2	4-0	6-2	2011	2-1	2-2	4-3
1964	5-4	3-6	8-10	1980	1-5	4-2	5-7	1996	5-1	1-5	6-6	2012	3-0	2-5	5-5
1965	5-4	3-6	8-10	1981	2-1	1-2	3-3	1997	4-1	1-5	5-6	2013	3-0	3-0	6-0
1966	3-6	6-3	9-9	1982	2-4	3-3	5-7	1998	4-1	4-2	8-3	2014	3-1	1-2	4-3
1967	5-4	3-6	8-10	1983	2-4	2-4	4-8	1999	2-2	3-3	5-5	2015	4-0	2-1	6-1
1968	3-6	2-7	5-13	1984	1-5	3-3	4-8	2000	3-3	2-2	5-5	2016	2-1	2-1	4-2
1969	4-2	1-5	5-7	1985	4-2	4-2	8-4	2001	2-1	3-3	5-4	2017	2-2	2-1	4-3
1970	2-4	4-2	6-6	1986	4-2	3-3	7-5	2002	5-1	3-0	8-1	2018	3-0	1-3	4-3
1971	4-2	2-4	6-6	1987	2-4	1-5	3-9	2003	3-0	3-1	6-1	<b>TOTALS</b>	<b>177-147</b>	<b>143-181</b>	<b>320-328</b>
1972	3-3	2-4	5-7	1988	3-3	2-4	5-7	2004	5-1	2-1	7-2				
1973	4-2	3-3	7-5	1989	6-0	5-1	11-1	2005	4-3	2-1	6-4				
1974	4-2	1-5	5-7	1990	3-3	2-4	5-7	2006	2-1	3-2	5-3				
1975	3-3	3-2	6-5	1991	3-3	2-4	5-7	2007	4-1	1-2	5-3				
1976	4-2	2-4	6-6	1992	4-2	3-3	7-5	2008	2-1	4-2	6-3				

## WON-LOST RECORDS AT STADIUMS

Wrigley Field	3-6	.333	Tiger Stadium	102-146	.411
Dodger Stadium	17-19	.472	Comerica Park	41-35	.539
Anaheim Stadium	94-97	.492			
Angel Stadium	63-25	.716			

Most Runs, Game  
 By Angels — 15 (15-1, May 9, 1981 at Anaheim Stadium)  
 By Detroit — 15, three times (15-3, June 28, 1966 at Anaheim Stadium, 15-6, July 31, 1980 at Tiger Stadium, & 15-2, May 12, 1987 at Tiger Stadium)

Widest Margin Victory  
 By Angels — 14 Runs (15-1, May 9, 1981 at Anaheim Stadium)  
 By Detroit — 13 Runs (15-2, May 12, 1987 at Tiger Stadium)

Longest Winning Streak  
 By Angels — 14 (May 8, 2002-Aug. 23, 2003)  
 By Detroit — 11 (June 17, 1979-May 30, 1980)

Attendance High  
 At Angel Stadium: 44,311, May 12, 2017  
 At Anaheim Stadium: 59,502, June 8, 1991  
 At Tiger Stadium: 52,682, June 14, 1970  
 At Comerica Park: 42,068, Apr. 26, 2008





## HOUSTON ASTROS

Minute Maid Park  
501 Crawford Street  
Houston, TX 77002  
(713) 259-8000  
Seating Capacity: 41,168  
2018 Record:  
103-59 – 1st in A.L. West

Field Manager . . . . . AJ Hinch  
Named: . . . . . Sept. 29, 2014, replacing Tom Lawless  
Clubhouse/Equip. Manager . . . . . Carl Schneider  
Visiting Clubhouse Manager . . . . . Steve Perry



## CLUB DIRECTORY

Owner & Chairman . . . . . Jim Crane  
General Manager . . . . . Jeff Luhnow  
President, Business Operations . . . . . Reid Ryan  
Vice President, Communications . . . . . Gene Dias  
Senior Manager, Team Operations . . . . . Derek Vigo

## ALL-TIME SERIES RESULTS

(Angels Listed First)

Year	Home	Road	Totals
2004	0-0	1-2	1-2
2007	2-1	0-0	2-1
2013	3-7	6-3	9-10
2014	8-2	4-5	12-7
2015	6-4	3-6	9-10
2016	3-6	3-7	6-13
2017	3-6	4-6	7-12
2018	2-7	4-6	6-13
<b>TOTALS</b>	<b>27-33</b>	<b>25-35</b>	<b>52-68</b>

## WON-LOST RECORDS AT STADIUMS

Angel Stadium	27-33	.450	Minute Maid Park	25-35	.417
Most Runs, Game	By Angels — 4 (14-5, July 22, 2018 at Angel Stadium) By Houston — 13, twice (13-3, June 23, 2015 at Angel Stadium, 13-3, July 24, 2016 at Minute Maid Park)				
Widest Margin Victory	By Angels — 10 Runs (11-1, Apr. 4, 2014 at Minute Maid Park) By Houston — 10 Runs, twice (13-3, June 23, 2015 at Angel Stadium, 13-3, July 24, 2016 at Minute Maid Park)				
Longest Winning Streak	By Angels — 4 (Sept. 14, 2013-Apr. 5, 2014 & July 3-6, 2014) By Houston — 11 (May 28-July 24, 2016)				
Attendance High	At Angel Stadium: 44,264, July 21, 2018 At Minute Maid Park: 43,247, Sept. 23, 2018				

## THE HALO WAY

Make sure to visit the Angels Team Photo Blog at:

[www.thehaloway.com](http://www.thehaloway.com)

Game photos and behind the scenes shots will be posted throughout the season by the Halos' team photography staff





# KANSAS CITY ROYALS



## KANSAS CITY ROYALS

Kauffman Stadium  
 One Royal Way  
 Kansas City, MO 64129  
 (816) 921-8000  
 Seating Capacity: 37,903  
 2018 Record:  
 58-104 – 5th in A.L. Central

Field Manager . . . . . Ned Yost  
 Named: . . . May 13, 2010, replacing Trey Hillman  
 Home Clubhouse Manager . . . . . Patrick Gorman  
 Visiting Clubhouse Manager . . . . . Chuck Hawke



## CLUB DIRECTORY

Chairman/Owner . . . . . David Glass  
 President . . . . . Dan Glass  
 Senior Vice President, Business Operations . . . . . Kevin Uhlrich  
 Senior Vice President, Baseball Operations/GM . . . . . Dayton Moore  
 Vice President - Communications and Broadcasting . . . . . Mike Swanson  
 Assistant Director, Media Relations . . . . . Mike Cummings  
 Senior Director, Team Travel/Clubhouse Operations . . . . . Jeff Davenport

## ALL-TIME SERIES RESULTS

(Angels Listed First)

Year	Home	Road	Totals	Year	Home	Road	Totals	Year	Home	Road	Totals
1969	5-4	4-5	9-9	1987	1-5	4-3	5-8	2005	4-2	3-0	7-2
1970	5-4	5-4	10-8	1988	1-6	4-2	5-8	2006	3-1	4-2	7-3
1971	2-7	6-3	8-10	1989	3-3	1-6	4-9	2007	0-3	2-2	2-5
1972	5-4	4-2	9-6	1990	3-4	4-2	7-6	2008	1-1	2-1	3-2
1973	5-4	5-4	10-8	1991	5-1	4-3	9-4	2009	3-0	6-1	9-1
1974	3-6	5-4	8-10	1992	5-2	3-3	8-5	2010	4-2	3-1	7-3
1975	1-8	3-6	4-14	1993	3-3	3-4	6-7	2011	1-2	2-5	3-7
1976	4-5	4-5	8-10	1994	5-2	1-2	6-4	2012	3-3	2-1	5-4
1977	1-6	5-3	6-9	1995	1-5	4-2	5-7	2013	1-2	4-0	5-2
1978	6-2	3-4	9-6	1996	1-6	3-2	4-8	2014	2-1	1-2	3-3
1979	2-4	5-2	7-6	1997	3-3	3-2	6-5	2015	0-3	1-3	1-6
1980	3-4	2-4	5-8	1998	2-3	4-2	6-5	2016	3-0	2-1	5-1
1981	0-3	0-3	0-6	1999	3-3	4-2	7-5	2017	1-3	0-3	1-6
1982	6-1	1-5	7-6	2000	4-2	2-4	6-6	2018	3-0	3-1	6-1
1983	2-4	4-3	6-7	2001	5-1	0-3	5-4	<b>TOTALS</b>	<b>144-151</b>	<b>152-136</b>	<b>296-287</b>
1984	3-4	3-3	6-7	2002	3-0	3-3	6-3				
1985	2-4	2-5	4-9	2003	4-3	2-0	6-3				
1986	5-2	3-3	8-5	2004	3-0	4-0	7-0				

## WON-LOST RECORDS AT STADIUMS

Anaheim Stadium	91-116	.450	Municipal Stadium	19-14	.576
Angel Stadium	53-35	.602	Kauffman Stadium	133-122	.522

Most Runs, Game  
 By Angels — 21 (21-6, Aug. 25, 2004 at Angel Stadium)  
 By Kansas City — 18 (18-3, Aug. 10, 1996 at Anaheim Stadium)

Widest Margin Victory  
 By Angels — 15 Runs, twice (18-3, Sept. 18, 1986 at Anaheim Stadium & 21-6, Aug. 25, 2004 at Angel Stadium)  
 By Kansas City — 15 Runs (18-3, Aug. 10, 1996 at Anaheim Stadium)

Longest Winning Streak  
 By Angels — 9, twice (Oct. 4, 1991-Aug. 4, 1992; 1st game & May 8-Sept. 6, 2009)  
 By Kansas City — 12 (May 1-Sept. 12, 1975; 2nd Game)

Attendance High  
 At Angel Stadium: 44,489, Apr. 10, 2015  
 At Anaheim Stadium: 63,132, July 4, 1983  
 At Kauffman Stadium: 41,451, June 30, 1979







## MINNESOTA TWINS

Target Field  
1 Twins Way  
Minneapolis, MN 55403  
(612) 659-3400  
Seating Capacity: 38,544  
2018 Record:  
78-84 – 2nd in A.L. Central

Field Manager . . . . . Rocco Baldelli  
Named: . . . . . October 25, 2018, replacing Paul Molitor  
Equipment Manager . . . . . Rod McCormick  
Visiting Clubhouse Manager . . . . . Marcus McKenzie



## CLUB DIRECTORY

Executive Chair . . . . . Jim Pohlad  
President & CEO . . . . . Dave St. Peter  
Senior Vice President, General Manager . . . . . Thad Levine  
Senior Director, Communications . . . . . Dustin Morse  
Director, Team Travel . . . . . Mike Herman

## ALL-TIME SERIES RESULTS

(Angels Listed First)

Year	Home	Road	Totals	Year	Home	Road	Totals	Year	Home	Road	Totals	Year	Home	Road	Totals
1961	5-4	3-5	8-9	1977	5-2	2-6	7-8	1993	3-3	1-6	4-9	2009	3-1	3-3	6-4
1962	3-6	6-3	9-9	1978	6-2	6-1	12-3	1994	1-2	2-1	3-3	2010	1-3	1-2	2-5
1963	4-5	5-4	9-9	1979	4-2	5-2	9-4	1995	4-2	4-3	8-5	2011	4-2	2-1	6-3
1964	5-4	7-2	12-6	1980	5-2	2-4	7-6	1996	3-3	1-5	4-8	2012	3-0	3-3	6-3
1965	5-4	4-5	9-9	1981	1-1	2-2	3-3	1997	2-3	2-4	4-7	2013	1-2	0-3	1-5
1966	6-3	5-4	11-7	1982	4-3	3-3	7-6	1998	2-3	4-2	6-5	2014	3-0	4-0	7-0
1967	3-6	4-5	7-11	1983	1-5	5-2	6-7	1999	3-3	3-1	6-4	2015	2-1	3-1	5-2
1968	3-6	4-5	7-11	1984	2-5	2-4	4-9	2000	2-2	5-1	7-3	2016	2-1	0-3	2-4
1969	4-5	3-6	7-11	1985	4-2	5-2	9-4	2001	2-4	1-2	3-6	2017	1-3	1-2	2-5
1970	3-6	5-4	8-10	1986	4-3	3-3	7-6	2002	1-2	3-3	4-5	2018	2-2	2-1	4-3
1971	4-5	8-1	12-6	1987	4-2	4-3	8-5	2003	4-2	1-2	5-4	<b>TOTALS</b>	<b>181-171</b>	<b>187-174</b>	<b>374-345</b>
1972	5-4	2-4	7-8	1988	2-5	2-4	4-9	2004	2-1	3-3	5-4				
1973	5-4	5-4	10-8	1989	5-1	6-1	11-2	2005	2-1	4-3	6-4				
1974	6-3	2-7	8-10	1990	6-1	3-3	9-4	2006	2-1	2-1	4-2				
1975	4-5	4-5	8-10	1991	3-3	5-2	8-5	2007	5-1	1-2	6-3				
1976	3-6	5-4	8-10	1992	1-6	1-5	2-11	2008	2-2	3-1	5-3				

## WON-LOST RECORDS AT STADIUMS

Wrigley Field	5-4	.556	Metropolitan Stadium	93-86	.520
Dodger Stadium	17-19	.472	The Metrodome	78-72	.520
Anaheim Stadium	116-111	.511	Target Field	16-16	.500
Angel Stadium	49-37	.570			

Most Runs, Game  
By Angels — 17 (17-0, Apr. 23, 1980 at Metropolitan Stadium)  
By Minnesota — 15 (15-5, May 15, 1976; 2nd game, at Anaheim Stadium)

Widest Margin Victory  
By Angels — 17 Runs (17-0, Apr. 23, 1980 at Metropolitan Stadium)  
By Minnesota — 12 Runs (13-1, Apr. 20, 1990 at The Metrodome)

Longest Winning Streak  
By Angels — 9 (June 24-July 22, 2015)  
By Minnesota — 9 (Aug. 10, 1966-May 21, 1967)

Attendance High  
At Angel Stadium: 44,064, Aug. 11, 2007  
At Anaheim Stadium: 61,640, Apr. 17, 1982  
At The Metrodome: 52,625, Oct. 1, 1988  
At Target Field: 40,966, Aug. 21, 2010





# NEW YORK YANKEES



## NEW YORK YANKEES

Yankee Stadium  
One East 161st Street  
Bronx, NY 10451  
(718) 293-6000  
Seating Capacity: 47,309  
2018 Record:  
100-62 – 2nd in A.L. East

Field Manager . . . . . Aaron Boone  
Named: . . . . . Dec. 1, 2017, replacing Joe Girardi  
Equipment Manager . . . . . Rob Cucuzza  
Visiting Clubhouse Manager . . . . . Lou Cucuzza Jr.



## CLUB DIRECTORY

Managing General Partner/Co-Chairperson . . . . . Hal Steinbrenner  
General Partner/Co-Chairperson . . . . . Henry G. Steinbrenner  
Senior Vice President/General Manager . . . . . Brian Cashman  
Vice President of Communications & Media Relations . . . . . Jason Zillo  
Director of Team Travel and Player Services . . . . . Ben Tuliebitz

## ALL-TIME SERIES RESULTS

(Angels Listed First)

Year	Home	Road	Totals	Year	Home	Road	Totals	Year	Home	Road	Totals	Year	Home	Road	Totals
1961	6-3	0-9	6-12	1977	3-3	1-4	4-7	1993	4-2	2-4	6-6	2009	4-2	1-3	5-5
1962	4-5	4-5	8-10	1978	3-2	2-3	5-5	1994	1-5	3-3	4-8	2010	2-1	2-3	4-4
1963	3-6	2-7	5-13	1979	5-1	2-4	7-5	1995	5-1	2-4	7-5	2011	3-3	1-2	4-5
1964	4-5	3-6	7-11	1980	2-4	0-6	2-10	1996	4-3	3-3	7-6	2012	2-1	2-4	4-5
1965	4-5	2-7	6-12	1981	2-2	0-0	2-2	1997	2-5	2-2	4-7	2013	2-1	1-3	3-4
1966	5-4	6-3	11-7	1982	4-2	3-3	7-5	1998	3-2	3-3	6-5	2014	1-2	1-2	2-4
1967	6-3	3-6	9-9	1983	4-2	1-5	5-7	1999	2-2	4-2	6-4	2015	2-1	0-3	2-4
1968	3-6	3-6	6-12	1984	4-2	4-2	8-4	2000	3-3	2-2	5-5	2016	1-2	0-4	1-6
1969	3-3	0-6	3-9	1985	2-4	1-5	3-9	2001	2-1	2-2	4-3	2017	2-1	2-1	4-2
1970	2-4	3-3	5-7	1986	4-2	3-3	7-5	2002	2-2	1-2	3-4	2018	0-3	1-2	1-5
1971	4-2	2-4	6-6	1987	1-5	2-4	3-9	2003	1-5	2-1	3-6	<b>TOTALS</b>	<b>172-159</b>	<b>124-202</b>	<b>296-361</b>
1972	2-4	2-4	4-8	1988	3-3	3-3	6-6	2004	1-2	4-2	5-4				
1973	4-2	2-4	6-6	1989	5-1	1-5	6-6	2005	3-1	3-3	6-4				
1974	2-4	1-5	3-9	1990	3-3	3-3	6-6	2006	4-2	2-2	6-4				
1975	4-2	3-3	7-5	1991	2-4	4-2	6-6	2007	2-1	4-2	6-3				
1976	1-5	4-2	5-7	1992	5-1	2-4	7-5	2008	5-1	2-2	7-3				

## WON-LOST RECORDS AT STADIUMS

Wrigley Field	6-3	.667	Yankee Stadium (1923-73)	32-70	.314
Dodger Stadium	15-21	.417	Shea Stadium	4-9	.308
Anaheim Stadium	104-96	.520	Yankee Stadium (1976-2008)	77-96	.445
Angel Stadium	47-39	.547	Yankee Stadium (2009-present)	11-27	.289

Most Runs, Game  
By Angels — 18 (18-9, Aug. 21, 2007 at Angel Stadium)  
By New York — 17 (17-6, Aug. 20, 1996 at Yankee Stadium)

Widest Margin Victory  
By Angels — 13 Runs (15-2, May 25, 1995 at Anaheim Stadium)  
By New York — 12 Runs, twice (15-3, Aug. 14, 1977 at Yankee Stadium & 12-0, July 8, 2007 at Yankee Stadium)

Longest Winning Streak  
By Angels — 5, four times (Aug. 4-31, 1966, May 18-29, 1984, May 23-June 3, 1995 & Apr. 27-July 23, 2005)  
By New York — 7, twice (Aug. 23, 1980-May 4, 1981 & July 1, 2015-Aug. 20, 2016)

Attendance High  
At Angel Stadium: 44,649, Apr. 28, 2018  
At Anaheim Stadium: 61,066, May 17, 1985  
At Yankee Stadium: 60,108, June 3, 1973  
At New Yankee Stadium: 49,970, May 2, 2009





**OAKLAND ATHLETICS**  
 Oakland Coliseum  
 7000 Coliseum Way  
 Oakland, CA 94621  
 (510) 638-4900  
 Seating Capacity: 48,592  
 2018 Record:  
 97-65 – 2nd in A.L. West

Field Manager . . . . . Bob Melvin  
 Named: . . . . . June 9, 2011, replacing Bob Geren  
 Equipment Manager . . . . . Steve Vucinich  
 Visiting Clubhouse Manager . . . . . Mike Thalblum



## CLUB DIRECTORY

Owner & Managing Partner . . . . . John Fisher  
 President . . . . . Dave Kaval  
 Executive Vice President, Baseball Operations . . . . . Billy Beane  
 General Manager . . . . . David Forst  
 Director of Baseball Communications . . . . . Fernando Alcala  
 Baseball Information Manager . . . . . Mike Selleck  
 Director of Team Travel . . . . . Mickey Morabito

## ALL-TIME SERIES RESULTS

(Angels Listed First)

Year	Home	Road	Totals	Year	Home	Road	Totals	Year	Home	Road	Totals	Year	Home	Road	Totals
1961★	6-3	3-6	9-9	1976	3-6	3-6	6-12	1992	3-3	2-5	5-8	2008	5-5	5-4	10-9
1962★	6-3	6-3	12-6	1977	4-4	1-6	5-10	1993	4-3	2-4	6-7	2009	4-6	8-1	12-7
1963★	4-5	4-5	8-10	1978	4-3	5-3	9-6	1994	3-3	0-3	3-6	2010	7-2	4-6	11-8
1964★	5-4	7-2	12-6	1979	5-2	5-1	10-3	1995	5-2	1-5	6-7	2011	5-5	3-6	8-11
1965★	6-3	7-2	13-5	1980	2-4	1-6	3-10	1996	2-4	4-3	6-7	2012	3-7	6-3	9-10
1966★	6-3	3-6	9-9	1981	0-4	2-4	2-8	1997	5-1	6-0	11-1	2013	4-5	4-6	8-11
1967★	9-0	5-4	14-4	1982	5-1	4-3	9-4	1998	3-3	2-4	5-7	2014	7-3	3-6	10-9
<b>KC Total</b>	<b>42-21</b>	<b>35-28</b>	<b>77-49</b>	1983	3-4	2-4	5-8	1999	5-1	3-3	8-4	2015	6-4	5-4	11-8
1968	3-6	2-7	5-13	1984	2-4	5-2	7-6	2000	3-3	2-5	5-8	2016	6-4	6-3	12-7
1969	4-5	2-7	6-12	1985	4-3	2-4	6-7	2001	3-7	3-7	6-14	2017	7-2	5-5	12-7
1970	4-5	4-5	8-10	1986	5-1	5-2	10-3	2002	6-4	3-7	10-10	2018	5-4	5-5	10-9
1971	2-7	5-4	7-11	1987	2-5	4-2	6-7	2003	5-5	3-7	8-12	<b>OAK Total</b>	<b>199-209</b>	<b>177-228</b>	<b>376-437</b>
1972	4-5	4-5	8-10	1988	3-3	1-6	4-9	2004	5-5	5-4	10-9	<b>TOTALS</b>	<b>241-230</b>	<b>212-256</b>	<b>453-486</b>
1973	2-7	4-5	6-12	1989	3-4	2-4	5-8	2005	5-4	5-5	10-9				
1974	4-5	2-7	6-12	1990	1-5	3-4	4-9	2006	4-5	7-3	11-8				
1975	4-5	3-6	7-11	1991	1-6	0-6	1-12	2007	5-5	4-5	9-10				

★ Kansas City Athletics

## WON-LOST RECORDS AT STADIUMS

Wrigley Field	6-3	.667	Municipal Stadium (K.C.)	35-28	.556
Dodger Stadium	21-15	.583	Oakland Coliseum	177-228	.437
Anaheim Stadium	111-123	.474			
Angel Stadium	103-89	.536			

Most Runs, Game  
 By Angels — 18 (18-2, July 25, 1964 at Municipal Stadium)  
 By Oakland — 21 (21-3, Sept. 20, 2018 at Oakland Coliseum)

Widest Margin Victory  
 By Angels — 16 Runs (18-2, July 25, 1964 at Municipal Stadium)  
 By Oakland — 18 Runs (21-3, Sept. 20, 2018 at Oakland Coliseum)

Longest Winning Streak  
 By Angels — 12 (Sept. 18, 1996-Sept. 17, 1997)  
 By Oakland — 10, twice (May 26-Sept. 3, 1974 & Apr. 26, 1991-Apr. 20, 1992)

Attendance High  
 At Angel Stadium: 44,252, July 25, 2007  
 At Anaheim Stadium: 61,696, Aug. 11, 1989  
 At Municipal Stadium: 25,869, June 16, 1961  
 At Oakland Coliseum: 55,601, July 5, 2003





# SEATTLE MARINERS



## SEATTLE MARINERS

Safeco Field  
 1250 First Avenue South  
 Seattle, WA 98134  
 (206) 346-4000  
 Seating Capacity: 47,715  
 2018 Record:  
 89-73 – 2nd in A.L. West

Field Manager . . . . . Scott Servais  
 Named: . Oct. 26, 2015, replacing Lloyd McClendon  
 Home Clubhouse Manager . . . . . Ryan Stiles  
 Visitors Clubhouse Manager . . . . . Jeff Bopp



## CLUB DIRECTORY

Chairman & Managing Partner . . . . . John Stanton  
 President & CEO . . . . . Kevin Mather  
 Executive Vice President Baseball Ops & General Manager . . . . . Jerry Dipoto  
 Assistant General Manager, Baseball Operations . . . . . Justin Hollander  
 Senior Vice President, Marketing & Communications . . . . . Kevin Martinez  
 Vice President, Communications . . . . . Tim Hevly  
 Director of Team Travel . . . . . Jack Mosimann

## ALL-TIME SERIES RESULTS

(Angels Listed First)

Year	Home	Road	Totals	Year	Home	Road	Totals	Year	Home	Road	Totals
1977	3-4	6-2	9-6	1994	1-5	1-2	2-7	2011	8-2	4-5	12-7
1978	5-3	4-3	9-6	1995	4-2	3-4	7-6	2012	4-5	7-3	11-8
1979	3-3	4-3	7-6	1996	4-3	1-5	5-8	2013	7-2	4-6	11-8
1980	6-1	5-1	11-2	1997	4-2	2-4	6-6	2014	4-6	3-6	7-12
1981	2-1	4-3	6-4	1998	5-1	4-2	9-3	2015	7-2	5-5	12-7
1982	6-1	4-2	10-3	1999	3-3	3-3	6-6	2016	3-7	5-4	8-11
1983	4-2	2-5	6-7	2000	3-4	2-4	5-8	2017	6-3	6-4	12-7
1984	5-2	4-2	9-4	2001	1-8	3-7	4-15	2018	5-5	3-6	8-11
1985	3-1	6-3	9-4	2002	5-5	4-5	9-10	<b>TOTALS</b>	<b>182-140</b>	<b>172-154</b>	<b>354-294</b>
1986	6-1	2-4	8-5	2003	4-5	4-6	8-11				
1987	4-2	3-4	7-6	2004	6-4	7-3	13-7				
1988	2-5	4-2	6-7	2005	3-6	6-3	9-9				
1989	3-3	4-3	7-6	2006	5-5	5-4	10-9				
1990	4-3	1-5	5-8	2007	7-3	6-3	13-6				
1991	1-5	5-2	6-7	2008	7-2	7-3	14-5				
1992	3-4	4-2	7-6	2009	5-4	5-5	10-9				
1993	3-3	3-4	6-7	2010	8-2	7-2	15-4				

## WON-LOST RECORDS AT STADIUMS

Anaheim Stadium	76-56	.576	The Kingdome	78-68	.534
Angel Stadium	106-87	.549	Safeco Field	94-86	.522
Most Runs, Game	By Angels — 18 (18-3, May 21, 1997 at Anaheim Stadium) By Seattle — 21 (21-9, Sept. 30, 2000 at Angel Stadium)				
Widest Margin Victory	By Angels — 15 Runs (18-3, May 21, 1997 at Anaheim Stadium) By Seattle — 14 Runs (14-0, Aug. 7, 1987 at The Kingdome)				
Longest Winning Streak	By Angels — 8, twice (May 4, 1980-Apr. 9, 1981 & May 29-July 17, 2010) By Seattle — 8 (Oct. 2, 2001-Apr. 23, 2002)				
Attendance High	At Angel Stadium: 44,644, July 1, 2017 At Anaheim Stadium: 59,860, Apr. 21, 1985 At The Kingdome: 57,762, Apr. 6, 1977 At Safeco Field: 46,142, Apr. 6, 2004				

MLB





**TAMPA BAY RAYS**  
 Tropicana Field  
 One Tropicana Drive  
 St. Petersburg, FL, 33705  
 (727) 825-3242  
 Seating Capacity: 25,025  
 2018 Record  
 90-72 – 3rd in A.L. East

Field Manager .....Kevin Cash  
 Named: ..... Dec. 5, 2014, Replacing Joe Maddon  
 Home Clubhouse Manager..... Ryan Denlinger  
 Visitors Clubhouse Manager ..... Guy Gallagher



## CLUB DIRECTORY

Principal Owner.....Stuart Sternberg  
 President.....Brian Auld  
 President.....Matt Silverman  
 Senior Vice President, Baseball Ops & GM.....Erik Neander  
 Senior Vice President, Baseball Operations.....Chaim Bloom  
 Vice President, Communications.....Dave Haller  
 Director, Team Travel & Logistics.....Chris Westmoreland

## ALL-TIME SERIES RESULTS

(Angels Listed First)

Year	Home	Road	Totals	Year	Home	Road	Totals
1998	2-4	4-1	6-5	2009	3-0	1-2	4-2
2000	4-2	3-3	7-5	2010	2-4	2-1	4-5
2000	4-2	2-4	6-6	2011	0-3	4-1	4-4
2001	2-1	5-1	7-2	2012	1-6	0-3	1-9
2002	5-1	3-0	8-1	2013	2-2	2-1	4-3
2003	2-1	4-2	6-3	2014	3-1	2-1	5-2
2004	4-0	2-1	6-1	2015	1-2	2-1	3-3
2005	4-2	0-3	4-5	2016	0-3	3-1	3-4
2006	3-0	4-2	7-2	2017	1-2	2-2	3-4
2007	5-0	1-2	6-2	2018	1-3	0-3	1-6
2008	2-1	1-5	3-6	<b>TOTALS</b>	<b>51-40</b>	<b>47-40</b>	<b>98-80</b>

## WON-LOST RECORDS AT STADIUMS

Angel Stadium	51-40	.560	Tropicana Field	47-40	.540
Most Runs, Game	By Angels — 15 (15-6, July 26, 2006 at Tropicana Field) By Tampa Bay — 13 (13-4, June 9, 2008 at Angel Stadium)				
Widest Margin Victory	By Angels — 10 Runs (12-2, June 6, 2006 at Tropicana Field) By Tampa Bay — 10 Runs (11-1, June 11, 2009 at Tropicana Field)				
Longest Winning Streak	By Angels — 6 (June 6-July 24, 2006) By Tampa Bay — 6, twice (June 6, 2011-Apr. 26, 2012 & July 28-Aug. 19, 2012)				
Attendance High	At Angel Stadium: 44,125, July 15, 2006 At Tropicana Field: 33,395, Apr. 25, 1998				

MLB





**TEXAS RANGERS**  
 Globe Life Park in Arlington  
 1000 Ballpark Way  
 Arlington, TX 76011  
 (817) 273-5222  
 Seating Capacity: 48,114  
 2018 Record:  
 67-95 – 5th in A.L. West

Field Manager . . . . . Chris Woodward  
 Named: . . . Nov. 2, 2018, replacing Don Wakamatsu  
 Home Clubhouse Manager . . . . . Brandon Boyd  
 Visiting Clubhouse Manager . . . . . Kelly Terrell



## CLUB DIRECTORY

Co-Chairman & Managing Partner . . . . . Ray Davis  
 Co-Chairman . . . . . Bob Simpson  
 President of Baseball Operations & General Manager . . . . . Jon Daniels  
 Executive Vice President, Communications . . . . . John Blake  
 Senior Director, Media Relations . . . . . Rich Rice  
 Director of Travel . . . . . Josh Shelton

## ALL-TIME SERIES RESULTS

				(Angels Listed First)							
Year	Home	Road	Totals	Year	Home	Road	Totals	Year	Home	Road	Totals
1972	6-2	4-5	10-7	1989	4-3	2-4	6-7	2006	6-4	5-4	11-8
1973	7-2	4-5	11-7	1990	4-2	4-3	8-5	2007	6-3	4-6	10-9
1974	5-4	4-5	9-9	1991	3-4	2-4	5-8	2008	5-5	7-2	12-7
1975	5-4	4-5	9-9	1992	4-2	5-2	9-4	2009	5-5	3-6	8-11
1976	6-3	6-3	12-6	1993	4-3	2-4	6-7	2010	6-3	3-7	9-10
1977	4-4	1-6	5-10	1994	2-1	4-3	6-4	2011	3-7	4-5	7-12
1978	4-3	1-7	5-10	1995	4-3	2-4	6-7	2012	5-4	5-5	10-9
1979	4-3	1-5	5-8	1996	2-4	2-5	4-9	2013	3-6	1-9	4-15
1980	5-1	6-1	11-2	1997	3-3	5-1	8-4	2014	5-4	9-1	14-5
1981	1-2	1-2	2-4	1998	2-4	3-3	5-7	2015	5-4	7-3	12-7
1982	5-1	3-4	8-5	1999	3-3	3-3	6-6	2016	6-4	3-6	9-10
1983	3-4	3-3	6-7	2000	3-3	4-2	7-5	2017	4-6	4-5	8-11
1984	1-5	4-3	5-8	2001	5-5	2-7	7-12	2018	7-2	6-4	13-6
1985	5-2	4-2	9-4	2002	7-2	5-5	12-7	<b>TOTALS</b>	<b>205-158</b>	<b>178-192</b>	<b>383-350</b>
1986	4-2	4-3	8-5	2003	6-4	3-6	9-10				
1987	2-5	3-3	5-8	2004	4-5	5-5	9-10				
1988	4-2	4-3	8-5	2005	8-1	7-3	15-4				

★ Angels went 87-93 vs. Rangers franchise when they played as Washington Senators from 1961-71.

## WON-LOST RECORDS AT STADIUMS

Anaheim Stadium	101-74	.577	Arlington Stadium	72-82	.468
Angel Stadium	97-82	.542	Globe Life Park	100-106	.486

Most Runs, Game  
 By Angels — 20 (20-4, June 29, 1995 at The Ballpark in Arlington)  
 By Texas — 18, three times (18-2, June 17, 1993 at Anaheim Stadium, 18-4, June 30, 1999 at Angel Stadium & 18-5, June 30, 2005 at Rangers Ballpark)

Widest Margin Victory  
 By Angels — 16 Runs (20-4, June 29, 1995 at The Ballpark in Arlington)  
 By Texas — 16 Runs (18-2, June 17, 1993 at Anaheim Stadium)

Longest Winning Streak  
 By Angels — 9, twice (Oct. 5, 1985-Sept. 26, 1986 & June 20-Aug. 16, 2014)  
 By Texas — 7, twice (Sept. 11, 1987-June 6, 1988 & Apr. 24-Aug. 7, 2013)

Attendance High  
 At Angel Stadium: 44,603, June 2, 2018  
 At Anaheim Stadium: 62,390, July 4, 1989  
 At Globe Life Park: 50,370, Apr. 9, 2004





Field Manager . . . . . Charlie Montoyo  
 Named: . . . . Oct. 25, 2018, replacing John Gibbons  
 Director, Team Travel & Clubhouse Ops . . Michael Shaw  
 Senior Manager, Visiting Clubhouse . . Kevin Malloy

## TORONTO BLUE JAYS

Rogers Centre  
 1 Blue Jays Way  
 Toronto, Ontario, Canada M5V 1J1  
 (416) 341-1000  
 Seating Capacity: 49,286  
 2018 Record:  
 73-89 – 4th in A.L. East

## CLUB DIRECTORY

Chairman. . . . . Edward Rogers  
 President and CEO. . . . . Mark Shapiro  
 Executive VP, Baseball Operations & General Manager . . . . Ross Atkins  
 Director, Baseball Media . . . . . Richard Griffin  
 Manager, Baseball Information . . . . . Ryan Brown

## ALL-TIME SERIES RESULTS

(Angels Listed First)

Year	Home	Road	Totals	Year	Home	Road	Totals	Year	Home	Road	Totals
1977	2-3	4-1	6-4	1993	3-3	1-5	4-8	2009	1-1	3-3	4-4
1978	4-1	3-2	7-3	1994	2-2	1-2	3-4	2010	3-3	3-0	6-3
1979	4-2	3-3	7-5	1995	3-1	5-1	8-2	2011	2-1	3-4	5-5
1980	1-5	2-4	3-9	1996	5-1	2-4	7-5	2012	2-2	2-2	4-4
1981	3-3	3-3	6-6	1997	4-2	2-3	6-5	2013	3-1	3-0	6-1
1982	5-1	3-3	8-4	1998	2-3	2-4	4-7	2014	2-1	3-1	5-2
1983	2-4	2-4	4-8	1999	3-3	0-6	3-9	2015	0-3	2-2	2-5
1984	3-3	4-2	7-5	2000	3-3	2-4	5-7	2016	2-2	2-1	4-3
1985	4-2	1-5	5-7	2001	4-2	1-2	5-4	2017	2-2	2-1	4-3
1986	2-4	4-2	6-6	2002	3-0	4-2	7-2	2018	2-2	2-1	4-3
1987	4-2	1-5	5-7	2003	2-4	0-3	2-7	<b>TOTALS</b>	<b>115-96</b>	<b>96-113</b>	<b>211-209</b>
1988	2-4	4-2	6-6	2004	1-2	3-3	4-5				
1989	3-3	4-2	7-5	2005	1-2	0-3	1-5				
1990	5-1	2-4	7-5	2006	3-3	1-3	4-6				
1991	3-3	3-3	6-6	2007	2-2	1-2	3-4				
1992	4-2	1-5	5-7	2008	4-2	2-1	6-3				

## WON-LOST RECORDS AT STADIUMS

Anaheim Stadium	68-52	.567	Exhibition Stadium	37-36	.507
Angel Stadium	47-44	.516	Rogers Centre	59-77	.434

Most Runs, Game	By Angels — 24 (24-2, Aug. 25, 1979 at Exhibition Stadium) By Toronto — 15 (15-7, Aug. 22, 2015 at Angel Stadium)
Widest Margin Victory	By Angels — 22 Runs (24-2, Aug. 25, 1979 at Exhibition Stadium) By Toronto — 12 Runs, twice (12-0, May 18, 1987 at Anaheim Stadium & 13-1, May 6, 2009 at Angel Stadium)
Longest Winning Streak	By Angels — 7, twice (July 13, 1978-June 5, 1979 & July 20, 1988-May 6, 1989) By Toronto — 7 (Sept. 8, 1997-Aug. 13, 1998)
Attendance High	At Angel Stadium: 44,021, July 4, 2008 At Anaheim Stadium: 61,292, July 4, 1995 At Rogers Centre: 50,529, Sept. 11, 1993 & May 29, 1994





# LOS ANGELES DODGERS



## LOS ANGELES DODGERS

Dodger Stadium  
 1000 Vin Scully Avenue  
 Los Angeles, CA 90012  
 (323) 224-1301  
 Seating Capacity: 56,000  
 2018 Record:  
 92-71 – 1st in N.L. West  
 NATIONAL LEAGUE CHAMPIONS

Field Manager . . . . . Dave Roberts  
 Named: . . . Nov. 23, 2015, replacing Don Mattingly  
 Mgr. Dodger Clubhouse/Equip. . . . . Alex Torres  
 Visiting Clubhouse Manager . . . . . Mitch Poole



## CLUB DIRECTORY

Owner & Chairman . . . . . Mark Walter  
 President & CEO . . . . . Stan Kasten  
 President of Baseball Operations . . . . . Andrew Friedman  
 General Manager . . . . . Farhan Zaidi  
 Senior Vice President, Baseball Operations . . . . . Josh Byrnes  
 Senior Director, Public Relations . . . . . Joe Jareck  
 Assistant Director, Public Relations . . . . . Jon Chapper  
 Director, Team Travel . . . . . Scott Akasaki

## ALL-TIME SERIES RESULTS

(Angels Listed First)

Year	Home	Road	Totals	Year	Home	Road	Totals
1997	0-2	0-2	0-4	2010	2-1	3-0	5-1
1998	2-0	1-1	3-1	2011	2-1	2-1	4-2
1999	1-2	1-2	2-4	2012	2-1	2-1	4-2
2000	2-1	2-1	4-2	2013	2-0	0-2	2-2
2001	2-1	2-1	4-2	2014	0-2	1-1	1-3
2002	2-1	1-2	3-3	2015	1-2	0-3	1-5
2003	3-0	1-2	4-2	2016	2-0	1-1	3-1
2004	1-2	2-1	3-3	2017	1-1	1-1	2-2
2005	3-0	2-1	5-1	2018	2-1	1-2	3-3
2006	2-1	0-3	2-4	<b>TOTALS</b>	<b>38-22</b>	<b>28-32</b>	<b>66-54</b>
2007	3-0	2-1	5-1				
2008	2-1	1-2	3-3				
2009	1-2	2-1	3-3				

## WON-LOST RECORDS AT STADIUMS

Anaheim Stadium 0-2 .000 Dodger Stadium 28-32 .467  
 Angel Stadium 38-20 .655

Most Runs, Game By Angels — 13 (13-0, June 25, 2004 at Dodger Stadium)  
 By Los Angeles — 16 (16-3, May 19, 2006 at Dodger Stadium)

Widest Margin Victory By Angels — 13 Runs (13-0, June 25, 2004 at Dodger Stadium)  
 By Los Angeles — 13 Runs (16-3, May 19, 2006 at Dodger Stadium)

Longest Winning Streak By Angels — 6 (June 22, 2003-June 26, 2004)  
 By Los Angeles — 8 (Aug. 5, 2014-Sept. 8, 2015)

Attendance High At Angel Stadium: 45,007, May 19, 2016  
 At Anaheim Stadium: 35,295, July 3, 1997  
 At Dodger Stadium: 56,000, June 15, 16 & 17, 2007

MLB







CHICAGO CUBS  
Wrigley Field  
1060 West Addison Street  
Chicago, IL 60613  
(773) 404-2827  
Seating Capacity: 41,649  
2018 Record:  
95-68 – 2nd in N.L. Central

Field Manager . . . . . Joe Maddon  
Named: . . . . Nov. 2, 2014, replacing Rick Renteria  
Home Clubhouse Manager . . . . . Tom Hellman  
Visiting Clubhouse Manager . . . . . Mike Burkhart



## CLUB DIRECTORY

Chairman . . . . . Tom Ricketts  
President, Baseball Operations . . . . . Theo Epstein  
President, Business Operations . . . . . Crane Kenney  
Executive Vice President/General Manager . . . . . Jed Hoyer  
Director, Media Relations . . . . . Peter Chase  
Director, Major League Travel . . . . . Vijay Tekchandani

## ALL-TIME SERIES RESULTS

(Angels Listed First)

Year	Home	Road	Totals
2004	1-2	0-0	1-2
2010	0-0	2-1	2-1
2013	1-1	1-1	2-2
2016	0-2	0-2	0-4
<b>TOTALS</b>	<b>2-5</b>	<b>3-4</b>	<b>5-9</b>



CINCINNATI REDS  
Great American Ball Park  
100 Joe Nuxhall Way  
Cincinnati, OH 45202  
(513) 765-7000  
Seating Capacity: 42,271  
2018 Record:  
67-95 – 5th in N.L. Central

Field Manager . . . . . David Bell  
Named: . . . Oct. 21, 2018, replacing Jim Riggleman  
Sr. Director, Home Clubhouse Operations . . . . . Rick Stowe  
Visiting Clubhouse Manager . . . . . Mark Stowe



## CLUB DIRECTORY

Chief Executive Officer . . . . . Robert H. Castellini  
President of Baseball Operations . . . . . Dick Williams  
Vice President, General Manager . . . . . Nick Krall  
Vice President, Media Relations . . . . . Rob Butcher  
Director, Media Relations . . . . . Larry Herms  
Traveling Secretary . . . . . Gary Wahoff

## ALL-TIME SERIES RESULTS

(Angels Listed First)

Year	Home	Road	Totals
2002	2-1	0-0	2-1
2007	0-0	2-1	2-1
2013	0-0	1-2	1-2
2016	3-0	0-0	3-0
<b>TOTALS</b>	<b>5-1</b>	<b>3-3</b>	<b>8-4</b>





# MAJOR LEAGUE BASEBALL



## MILWAUKEE BREWERS

Miller Park  
 One Brewers Way  
 Milwaukee, WI 53214  
 (414) 902-4400  
 Seating Capacity: 41,900  
 2018 Record:  
 96-67 – 1st in N.L. Central

Manager ..... Craig Counsell  
 Named: ..... May 4, 2015, replacing Ron Roenicke  
 Director - Clubhouse Operations ..... Tony Migliaccio  
 Manager - Visiting Clubhouse ..... Phil Rozewicz  
 Home Clubhouse Assistant ..... Jason Shawger



## CLUB DIRECTORY

Chairman and Principal Owner ..... Mark Attanasio  
 President - Business Operations ..... Rick Schlesinger  
 President - Baseball Operations & General Manager ... David Stearns  
 Senior Vice President - Communications & Affiliate Operations . Tyler Barnes  
 Senior Director - Media Relations ..... Mike Vassallo  
 Senior Director - Team Travel & Clubhouse Operations. .... Dan Larrea

## ALL-TIME SERIES RESULTS

				(Angels Listed First)							
Year	Home	Road	Totals	Year	Home	Road	Totals	Year	Home	Road	Totals
1969★	5-4	4-5-1	9-9-1	1982	3-3	3-3	6-6	1995	1-2	4-0	5-2
1970	6-3	6-3	12-6	1983	4-2	2-4	6-6	1996	4-2	3-3	7-5
1971	4-5	2-7	6-12	1984	4-2	4-2	8-4	1997	5-1	2-3	7-4
1972	3-3	4-2	7-5	1985	5-1	4-2	9-3	<b>A.L. Totals</b>	<b>95-78</b>	<b>83-89-1</b>	<b>178-167-1</b>
1973	2-4	3-3	5-7	1986	2-4	3-3	5-7	2002	0-0	3-0	3-0
1974	1-5	2-4	3-9	1987	3-3	4-2	7-5	2004	1-2	0-0	1-2
1975	5-1	2-4	7-5	1988	2-4	1-5	3-9	2010	1-2	0-0	1-2
1976	2-4	2-4	4-8	1989	3-3	4-2	7-5	2013	0-0	3-0	3-0
1977	2-3	3-2	5-5	1990	4-2	3-3	7-5	2016	0-0	1-2	1-2
1978	3-2	2-3	5-5	1991	4-2	2-4	6-6	<b>Interleague</b>	<b>2-4</b>	<b>7-2</b>	<b>9-6</b>
1979	6-0	1-5	7-5	1992	5-1	0-6	5-7	<b>TOTALS</b>	<b>97-82</b>	<b>90-91-1</b>	<b>187-173-1</b>
1980	2-4	4-2	6-6	1993	3-3	4-2	7-5				
1981	1-3	3-0	4-3	1994	1-2	2-1	3-3				

★ - Seattle Pilots

## WON-LOST RECORDS AT STADIUMS

Anaheim Stadium	95-78	.549	Sick's Stadium	4-5-1	.450
Angel Stadium	2-4	.333	County Stadium	79-84	.485
			Miller Park	7-2	.778

Most Runs, Game	By Angels - 14 (14-3, July 8, 1986 at County Stadium) By Milwaukee - 20 (20-7, July 8, 1990 at County Stadium)
Widest Margin Victory	By Angels - 12 Runs (12-0, April 7, 1970 at County Stadium) By Milwaukee - 13 Runs, twice (16-3, July 22, 1985 at County Stadium & 20-7, July 8, 1990 at County Stadium)
Longest Winning Streak	By Angels - 7, twice (September 23, 1969 - April 22, 1970 & August 5, 1997 - June 23, 2002) By Milwaukee - 5, three times (Sep. 22, 1970 - May 14, 1971, May 2-10, 1986 & September 19-28, 1988)
Attendance High	At Angel Stadium: 41,423, June 9, 2004 At Anaheim Stadium: 64,406, Oct. 5, 1982 (ALCS, Game 1) At County Stadium: 54,968, Oct. 10, 1982 (ALCS, Game 5) At Miller Park: 28,765, June 22, 2002

MLB



PITTSBURGH PIRATES  
 PNC Park  
 100 Park Blvd.  
 Pittsburgh, PA 15212  
 (412) 323-5000  
 Seating Capacity: 38,362  
 2018 Record:  
 82-79 – 4th in N.L. Central

Field Manager . . . . . Clint Hurdle  
 Named: . . . . Nov. 15, 2010, replacing John Russell  
 Home Clubhouse Manager . . . . . Scott Bonnett  
 Visiting Clubhouse Manager . . . . . Kevin Conrad



## CLUB DIRECTORY

Chairman of the Board . . . . . Bob Nutting  
 President . . . . . Frank Coonely  
 Executive Vice Presiden/General Manager . . . . . Neal Huntington  
 Vice President, Communications & Broadcasting . . . . . Brian Warecki  
 Director, Media Relations . . . . . Dan Hart  
 Director, Baseball Communications . . . . . Jim Trdinich  
 Traveling Secretary . . . . . Greg Johnson

## ALL-TIME SERIES RESULTS

(Angels Listed First)

Year	Home	Road	Totals
2002	2-1	0-0	2-1
2004	0-0	1-2	1-2
2007	3-0	0-0	3-0
2013	0-3	0-0	0-3
2016	0-0	2-1	2-1
<b>TOTALS</b>	<b>5-4</b>	<b>3-3</b>	<b>8-7</b>



ST. LOUIS CARDINALS  
 Busch Stadium  
 700 Clark Street  
 St. Louis, MO 63102  
 (314) 345-9600  
 Seating Capacity: 44,494  
 2018 Record:  
 88-74 – 3rd in N.L. Central

Field Manager . . . . . Mike Shildt  
 Named: . . Aug. 28,, 2018, replacing Mike Matheny  
 Head Clubhouse Manager . . . . . Mark Walsh  
 Visiting Clubhouse Manager . . . . . Rip Rowan



## CLUB DIRECTORY

Chairman and CEO . . . . . William O. DeWitt Jr.  
 President . . . . . Bill DeWitt III  
 President of Baseball Operations . . . . . John Mozeliak  
 Director, Communications . . . . . Brian Bartow  
 Director, Team Travel . . . . . Ernie Moore

## ALL-TIME SERIES RESULTS

(Angels Listed First)

Year	Home	Road	Totals
2002	0-0	1-2	1-2
2007	0-0	2-1	2-1
2010	0-0	1-2	1-2
2013	2-1	0-0	2-1
2016	0-3	0-0	0-3
<b>TOTALS</b>	<b>2-4</b>	<b>4-5</b>	<b>6-9</b>

MLB





- Abscess** — An infection which produces pus; can be the result of a blister, callus, penetrating wound or laceration.
- Anaphylactic Shock** — Shock that is caused by an allergic reaction.
- Anterior Compartment Syndrome** — Condition in which swelling within the anterior compartment of the lower leg jeopardizes the viability of muscles, nerves and arteries that serve the foot. In severe cases, emergency surgery is necessary to relieve the swelling and pressure.
- Anterior Cruciate Ligament (ACL)** — A primary stabilizing ligament within the center of the knee joint that prevents hyperextension and excessive rotation of the joint. A complete tear of the ACL necessitating reconstruction could require up to 12 months of rehabilitation.
- Anti-inflammatory** — Any agent which prevents inflammation, such as aspirin or ibuprofen.
- Arteriogram** — A film demonstrating arteries after injection of a dye.
- Arthrogram** — X-ray technique for joints using air and/or dye injected into the affected area; useful in diagnosing meniscus tears of the knee and rotator cuff tears of the shoulder.
- Arthroscope** — An instrument used to visualize the interior of a joint cavity.
- Arthroscopy** — A surgical examination of the internal structures of a joint by means for viewing through an arthroscope. An arthroscopic procedure can be used to remove or repair damaged tissue or as a diagnostic procedure in order to inspect the extent of any damage or confirm a diagnosis.
- Aspiration** — The withdrawal of fluid from a body cavity by means of a suction or siphonage apparatus, such as a syringe.
- Atrophy** — To shrivel or shrink from disuse, as in muscular atrophy.
- Avascular Necrosis** — Death of a part due to lack of circulation.
- Avulsion** — The tearing away, forcibly, of a part or structure.
- Baker's Cyst** — Localized swelling of a bursa sac in the posterior knee as a result of fluid that has escaped from the knee capsule. A Baker's cyst indicates that there is a trauma inside the knee joint that leads to excessive fluid production.
- Bone Scan** — An imaging procedure in which a radioactive-labeled substance is injected into the body to determine the status of a bone injury. If the radioactive substance is taken up by the bone at the injury site, the injury will show as a "hot spot" on the scan image. The bone scan is particularly useful in the diagnosis of stress fractures.
- Brachial Plexus** — Network of nerves originating from the cervical vertebrae and running down to the shoulder, arm, hand, and fingers.
- Bursa** — A fluid-filled sac that is located in areas where friction is likely to occur, then minimizes the friction; for example between a tendon and bone.
- Capsule** — An enclosing structure which surrounds the joint and contains ligaments which stabilize that joint.
- CAT Scan** — Use of a computer to produce a cross sectional view of the anatomical part being investigated from x-ray data.
- Cellulitis** — Inflammation of cellular or connective tissue.
- Cervical Vertebrae** — Group of seven vertebrae located in the neck.
- Collateral Ligament** — on either side of and acting as a radius of movement, a hinge joint, as of the elbow, knee and wrist.
- Colles' Fracture** — A fracture of the distal end of the radius with the lower end being displaced backward.
- Concussion** — Jarring injury of the brain resulting in dysfunction. It can be graded as mild, moderate or severe depending on loss of consciousness, amnesia and loss of equilibrium.
- Contusion** — An injury to a muscle and tissues caused by a blow from a blunt object.
- Cortical Steroids** — Used to suppress joint inflammation.
- Costochondral** — Cartilage that separates the bones within the rib cage.
- Degenerative Joint Disease** — Changes in the joint surfaces as a result of repetitive trauma.
- Deltoid Ligament** — Ligament that connects the tibia to bones of the medial aspect of the foot and is primarily responsible for stability of the ankle on the medial side. Is sprained less frequently than other ankle ligaments.
- Deltoid Muscle** — Muscles at the top of the arm, just below the shoulder, responsible for shoulder motions to the front, side and back.
- Disc, Intervertebral** — A flat, rounded plate between each vertebrae of the spine. The disc consists of a thick fiber ring which surrounds a soft gel-like interior. It functions as a cushion and shock absorber for the spinal column.
- Dislocation** — Complete displacement of joint surfaces.
- Dusky** — Areas of decreased temperature may indicate arterial compromise and decreased tissue viability.
- Eccymosis** — Bleeding into the surface tissue below the skin, resulting in a "black and blue" effect.
- Edema** — Accumulation of fluid in organs and tissues of the body; swelling.
- Effusion** — Accumulation of fluid, or the knee itself, in various spaces in the body. Commonly, the knee has an effusion after an injury.
- Electromyogram (EMG)** — Test to determine nerve function.
- Epicondylitis** — Inflammation in the elbow due to overuse.
- Erythema** — Inflammatory redness of the skin.
- Exudate** — Any fluid that has exuded out of a tissue or its capillaries, specifically because of injury or inflammation.
- Fracture** — Breach in continuity of a bone. Types of fractures include simple, compound, comminuted, greenstick, incomplete, impacted, longitudinal, oblique, stress or transverse.
- Gadolinium MRI** — The chemical gadolinium is injected into the joint being studied to enhance the diagnosis image of the structures under investigation.
- Grade One Injury** — A mild injury in which ligament, tendon, or other musculoskeletal tissue may have been stretched or confused, but not torn or otherwise disrupted.
- Grade Two Injury** — A moderate injury when musculoskeletal tissue has been partially, but not totally torn which causes appreciable limitation in function of the injured tissue.
- Grade Three Injury** — A severe injury in which tissue has been significant, and in some cases totally, torn or otherwise disrupted causing a virtual total loss of function.
- Hematoma** — Tumor-like mass produced by an accumulation of coagulated blood in a cavity.





- Iliotibial Band** — A thick, wide fascial layer that runs from the iliac crest to the knee joint and is occasionally inflamed as a result of excessive running.
- Inflammation** — The body's natural response to injury in which the injury site might display various degrees of pain, swelling, heat, redness and/or loss of function.
- Labrum** — An edge, rim or lip-shaped structure found in the shoulder joint.
- Ligament** — Band of fibrous tissue that connects bone to bone or bone to cartilage and supports and strengthens joints.
- Magnetic Resonance Imaging (MRI)** — Imaging procedure in which a radio frequency pulse causes certain electrical elements of the injured tissue to react to this pulse and through this process a computer display and permanent film establish a visual image. MRI does not require radiation and is very useful in the diagnosis of soft tissue, disc and meniscus injuries.
- Meniscectomy** — An intra-articular surgical procedure of the knee by which all or part of the damaged meniscus is removed.
- Meniscus** — Crescent shaped cartilage, usually pertaining to the knee joint; also known as "cartilage." There are two menisci in the knee, medial and lateral. These work to absorb weight within the knee and provide stability.
- Metacarpals** — Five long bones of the hand running from the wrist to the fingers.
- Metatarsals** — Five long bones of the foot, running from the ankle to the toes.
- Patella Tendinitis** — Inflammation of the patellar ligament; also known as "jumpers knee."
- Patellofemoral Joint** — Articulation of the kneecap and femur. Inflammation of this joint can occur through: 1) acute injury to the patella, 2) overuse from excessive running particularly if there is an associated knee weakness, 3) chronic wear and tear of the knee, 4) as a result of poor foot mechanics. Patellofemoral irritation can lead to chondromalacia, which in its most chronic condition, could require surgery
- Phlebitis** — Inflammation of a vein.
- Plica** — Fold of tissue in the joint capsule and a common result of knee injury.
- Posterior Cruciate Ligament (PCL)** — A primary stabilizing ligament of the knee that provides significant stability and prevents displacement of the tibia backward within the knee joint. A complete tear of this ligament necessitating reconstruction could require up to 12 months rehabilitation.
- Reconstruction** — Surgical rebuilding of a joint using natural, artificial or transplanted materials.
- Referred Pain** — Pain felt in an undamaged area of body away from the actual injury.
- Rotator Cuff** — Comprised of four muscles in the shoulder area that can be irritated by overuse. The muscles are the supraspinatus (most commonly injured), infraspinatus, teres minor and subscapularis.
- Rotator Cuff Impingement Syndrome** — A microtrauma or overuse injury caused by stress, and the four stages are: 1) tendinitis with temporary thickening of the bursa and rotator cuff; 2) fiber dissociation in the tendon with permanent thickening of the bursa and scar formation; 3) a partial rotator cuff tear of less than one cm.; and 4) a complete tear of one cm. or more.
- Scapula** — Shoulder blade.
- Sciatica** — Irritation of the sciatic nerve resulting in pain or tingling running down the inside of the leg.
- Sciatic Nerve** — Major nerve that carries impulses for muscular action and sensations between the low back and thigh and lower leg; it is the longest nerve in the body.
- Shin Splint** — A catch-all syndrome describing pain in the shin that is not a fracture or tumor and cannot be defined otherwise.
- Spondylitis** — Inflammation of one or more vertebrae.
- Spondylolisthesis** — Forward displacement of one vertebrae over another below it due to a developmental defect in the vertebrae.
- Spondylosis** — Abnormal vertebral fixation or immobility.
- Sprain** — Injury resulting from a stretch or twist of the joint and causes various degrees of stretch or tear of a ligament or other soft tissue at the joint.
- Strain** — Injury resulting from a pull or torsion to the muscle or tendon that causes various degrees of stretch or tear to the muscle or tendon tissue.
- Stress Fracture** — A hair-line type of break in a bone caused by overuse.
- Stress X-Ray** — A continual x-ray taken when a portion of the body is stressed to its maximum in order to determine joint stability. This is a test utilized in some ankle injuries.
- Subluxation** — Partial dislocation of a joint. The term usually implies that the joint can return to its normal position without formal reduction.
- Tarsals** — Group of seven bones of the foot consisting of the calcaneal, talus, cuboid and three cuneiform bones.
- Tendinitis** — Inflammation of the tendon and/or tendon sheath, caused by chronic overuse or sudden injury.
- Tendon** — Tissue that connects muscle to bone.
- Thoracic Outlet Compression Syndrome** — A neuro-vascular disorder of the upper extremity common in throwing.
- Tomograph** — A special type of x-ray apparatus that demonstrates an organ or tissue at a particular depth.
- Transverse Process** — Small lateral projection off the right and left side of each vertebrae that functions as an attachment site for muscles and ligaments of the spine.
- Triangular Cartilage** — A connective tissue characterized by its nonvascularity and firm consistency; located on the little finger side of the wrist.
- Ulna Collateral Ligament** — A band or sheet of fibrous tissue connecting two or more bones, cartilage, or other structures, or serving as support for fasciae or muscles located on the inside of the elbow (ligament that is replaced or repaired for the "Tommy John" surgery).
- Ulnar Nerve** — Nerve in the elbow commonly irritated by excessive throwing.
- Wrist** — The junction between the two forearm bones (radius and ulna) and eight wrist bones (trapezium, capitate, hamate, pisiform, triquetrum, lunate and scaphoid)

**NOTE:** This list is not meant to be all inclusive nor should it be used as a substitute for physician's diagnosis and/or description of an injury or illness. For further definitions, please refer to the Stedman's Pocket Medical Dictionary published by Williams and Wilkins.





# WORLD SERIES CHAMPIONS

- 1903—Boston (A.L.)
- 1904—No Series Played
- 1905—New York (N.L.)
- 1906—Chicago (A.L.)
- 1907—Chicago (N.L.)
- 1908—Chicago (N.L.)
- 1909—Pittsburgh (N.L.)
- 1910—Philadelphia (A.L.)
- 1911—Philadelphia (A.L.)
- 1912—Boston (A.L.)
- 1913—Philadelphia (A.L.)
- 1914—Boston (N.L.)
- 1915—Boston (A.L.)
- 1916—Boston (A.L.)
- 1917—Chicago (A.L.)
- 1918—Boston (A.L.)
- 1919—Cincinnati (N.L.)
- 1920—Cleveland (A.L.)
- 1921—New York (N.L.)
- 1922—New York (N.L.)
- 1923—New York (A.L.)
- 1924—Washington (A.L.)
- 1925—Pittsburgh (N.L.)
- 1926—St. Louis (N.L.)
- 1927—New York (A.L.)
- 1928—New York (A.L.)
- 1929—Philadelphia (A.L.)
- 1930—Philadelphia (A.L.)
- 1931—St. Louis (N.L.)
- 1932—New York (A.L.)
- 1933—New York (N.L.)
- 1934—St. Louis (N.L.)
- 1935—Detroit (A.L.)
- 1936—New York (A.L.)
- 1937—New York (A.L.)
- 1938—New York (A.L.)
- 1939—New York (A.L.)
- 1940—Cincinnati (N.L.)
- 1941—New York (A.L.)
- 1942—St. Louis (N.L.)
- 1943—New York (A.L.)
- 1944—St. Louis (N.L.)
- 1945—Detroit (A.L.)
- 1946—St. Louis (N.L.)
- 1947—New York (A.L.)
- 1948—Cleveland (A.L.)
- 1949—New York (A.L.)
- 1950—New York (A.L.)
- 1951—New York (A.L.)
- 1952—New York (A.L.)
- 1953—New York (A.L.)
- 1954—New York (N.L.)
- 1955—Brooklyn (N.L.)
- 1956—New York (A.L.)
- 1957—Milwaukee (N.L.)
- 1958—New York (A.L.)
- 1959—Los Angeles (N.L.)
- 1960—Pittsburgh (N.L.)
- 1961—New York (A.L.)
- 1962—New York (A.L.)
- 1963—Los Angeles (N.L.)
- 1964—St. Louis (N.L.)
- 1965—Los Angeles (N.L.)
- 1966—Baltimore (A.L.)
- 1967—St. Louis (N.L.)
- 1968—Detroit (A.L.)
- 1969—New York (N.L.)
- 1970—Baltimore (A.L.)
- 1971—Pittsburgh (N.L.)
- 1972—Oakland (A.L.)
- 1973—Oakland (A.L.)
- 1974—Oakland (A.L.)
- 1975—Cincinnati (N.L.)
- 1976—Cincinnati (N.L.)
- 1977—New York (A.L.)
- 1978—New York (A.L.)
- 1979—Pittsburgh (N.L.)
- 1980—Philadelphia (N.L.)
- 1981—Los Angeles (N.L.)
- 1982—St. Louis (N.L.)
- 1983—Baltimore (A.L.)
- 1984—Detroit (A.L.)
- 1985—Kansas City (A.L.)
- 1986—New York (N.L.)
- 1987—Minnesota (A.L.)
- 1988—Los Angeles (N.L.)
- 1989—Oakland (A.L.)
- 1990—Cincinnati (N.L.)
- 1991—Minnesota (A.L.)
- 1992—Toronto (A.L.)
- 1993—Toronto (A.L.)
- 1994—No Series Played
- 1995—Atlanta (N.L.)
- 1996—New York (A.L.)
- 1997—Florida (N.L.)
- 1998—New York (A.L.)
- 1999—New York (A.L.)
- 2000—New York (A.L.)
- 2001—Arizona (N.L.)
- 2002—ANGELS (A.L.)**
- 2003—Florida (N.L.)
- 2004—Boston (A.L.)
- 2005—Chicago (A.L.)
- 2006—St. Louis (N.L.)
- 2007—Boston (A.L.)
- 2008—Philadelphia (N.L.)
- 2009—New York (A.L.)
- 2010—San Francisco (N.L.)
- 2011—St. Louis (N.L.)
- 2012—San Francisco (N.L.)
- 2013—Boston (A.L.)
- 2014—San Francisco (N.L.)
- 2015—Kansas City (A.L.)
- 2016—Chicago (N.L.)
- 2017—Houston (A.L.)
- 2018—Boston (A.L.)



# MOST VALUABLE PLAYER AWARDS



## AMERICAN LEAGUE

1931—Lefty Grove, Phi.  
 1932—Jimmie Foxx, Phi.  
 1933—Jimmie Foxx, Phi.  
 1934—Mickey Cochrane, Det.  
 1935—Hank Greenberg, Det.  
 1936—Lou Gehrig, N.Y.  
 1937—Charley Gehring, Det.  
 1938—Jimmie Foxx, Bos.  
 1939—Joe DiMaggio, N.Y.  
 1940—Hank Greenberg, Det.  
 1941—Joe DiMaggio, N.Y.  
 1942—Joe Gordon, N.Y.  
 1943—Spud Chandler, N.Y.  
 1944—Hal Newhouser, Det.  
 1945—Hal Newhouser, Det.  
 1946—Ted Williams, Bos.  
 1947—Joe DiMaggio, N.Y.  
 1948—Lou Boudreau, Cle.  
 1949—Ted Williams, Bos.  
 1950—Phil Rizzuto, N.Y.  
 1951—Yogi Berra, N.Y.  
 1952—Bobby Shantz, Phi.  
 1953—Al Rosen, Cle.  
 1954—Yogi Berra, N.Y.  
 1955—Yogi Berra, N.Y.  
 1956—Mickey Mantle, N.Y.  
 1957—Mickey Mantle, N.Y.  
 1958—Jackie Jensen, Bos.  
 1959—Nellie Fox, Chi.  
 1960—Roger Maris, N.Y.  
 1961—Roger Maris, N.Y.  
 1962—Mickey Mantle, N.Y.  
 1963—Elston Howard, N.Y.  
 1964—Brooks Robinson, Bal.  
 1965—Zoilo Versalles, Min.  
 1966—Frank Robinson, Bal.  
 1967—Carl Yastrzemski, Bos.  
 1968—Denny McLain, Det.  
 1969—Harmon Killebrew, Min.  
 1970—Boog Powell, Bal.  
 1971—Vida Blue, Oak.  
 1972—Dick Allen, Chi.  
 1973—Reggie Jackson, Oak.  
 1974—Jeff Burroughs, Tex.  
 1975—Fred Lynn, Bos.  
 1976—Thurman Munson, N.Y.  
 1977—Rod Carew, Min.  
 1978—Jim Rice, Bos.  
**1979—Don Baylor, Cal.**  
 1980—George Brett, K.C.  
 1981—Rollie Fingers, Mil.  
 1982—Robin Yount, Mil.  
 1983—Cal Ripken, Jr., Bal.  
 1984—Willie Hernandez, Det.  
 1985—Don Mattingly, N.Y.  
 1986—Roger Clemens, Bos.

1987—George Bell, Tor.  
 1988—Jose Canseco, Oak.  
 1989—Robin Yount, Mil.  
 1990—Rickey Henderson, Oak.  
 1991—Cal Ripken, Jr., Bal.  
 1992—Dennis Eckersley, Oak.  
 1993—Frank Thomas, Chi.  
 1994—Frank Thomas, Chi.  
 1995—Mo Vaughn, Bos.  
 1996—Juan Gonzalez, Tex.  
 1997—Ken Griffey Jr., Sea.  
 1998—Juan Gonzalez, Tex.  
 1999—Ivan Rodriguez, Tex.  
 2000—Jason Giambi, Oak.  
 2001—Ichiro Suzuki, Sea.  
 2002—Miguel Tejada, Oak.  
 2003—Alex Rodriguez, Tex.  
**2004—Vladimir Guerrero, Ana.**  
 2005—Alex Rodriguez, N.Y.  
 2006—Justin Morneau, Min.  
 2007—Alex Rodriguez, N.Y.  
 2008—Dustin Pedroia, Bos.  
 2009—Joe Mauer, Minn.  
 2010—Josh Hamilton, Tex.  
 2011—Justin Verlander, Det.  
 2012—Miguel Cabrera, Det.  
 2013—Miguel Cabrera, Det.  
**2014—Mike Trout, LAA**  
 2015—Josh Donaldson, Tor.  
**2016—Mike Trout, LAA**  
 2017—Jose Altuve, Hou.  
 2018—Mookie Betts, Bos.

## NATIONAL LEAGUE

1931—Frank Frisch, StL.  
 1932—Chuck Klein, Phi.  
 1933—Carl Hubbell, N.Y.  
 1934—Dizzy Dean, StL.  
 1935—Gabby Hartnett, Chi.  
 1936—Carl Hubbell, N.Y.  
 1937—Joe Medwick, StL.  
 1938—Ernie Lombardi, Cin.  
 1939—Bucky Walters, Cin.  
 1940—Frank McCormick, Cin.  
 1941—Dolf Camilli, Bkn.  
 1942—Mort Cooper, StL.  
 1943—Stan Musial, StL.  
 1944—Marty Marion, StL.  
 1945—Phil Cavarretta, Chi.  
 1946—Stan Musial, StL.  
 1947—Bob Elliott, Bos.  
 1948—Stan Musial, StL.  
 1949—Jackie Robinson, Bkn.  
 1950—Jim Konstanty, Phi.  
 1951—Roy Campanella, Bkn.  
 1952—Hank Sauer, Bkn.  
 1953—Roy Campanella, Bkn.  
 1954—Willie Mays, N.Y.  
 1955—Roy Campanella, Bkn.  
 1956—Don Newcombe, Bkn.  
 1957—Hank Aaron, Mil.  
 1958—Ernie Banks, Chi.  
 1959—Ernie Banks, Chi.  
 1960—Dick Groat, Pit.  
 1961—Frank Robinson, Cin.  
 1962—Maury Wills, L.A.  
 1963—Sandy Koufax, L.A.  
 1964—Ken Boyer, StL.  
 1965—Willie Mays, S.F.  
 1966—Robeto Clemente, Pit.  
 1967—Orlando Cepeda, StL.  
 1968—Bob Gibson, StL.  
 1969—Willie McCovey, S.F.  
 1970—Johnny Bench, Cin.  
 1971—Joe Torre, Cin.  
 1972—Johnny Bench, Cin.  
 1973—Pete Rose, Cin.  
 1974—Steve Garvey, L.A.  
 1975—Joe Morgan, Cin.  
 1976—Joe Morgan, Cin.  
 1977—George Foster, Cin.  
 1978—Dave Parker, Pit.  
 1979—Keith Hernandez, StL. /  
 Willie Stargell, Pit.  
 1980—Mike Schmidt, Phi.  
 1981—Mike Schmidt, Phi.  
 1982—Dale Murphy, Atl.  
 1983—Dale Murphy, Atl.  
 1984—Ryne Sandberg, Chi.  
 1985—Willie McGee, StL.

1986—Mike Schmidt, Phi.  
 1987—Andre Dawson, Chi.  
 1988—Kirk Gibson, L.A.  
 1989—Kevin Mitchell, S.F.  
 1990—Barry Bonds, Pit.  
 1991—Terry Pendleton, Atl.  
 1992—Barry Bonds, Pit.  
 1993—Barry Bonds, S.F.  
 1994—Jeff Bagwell, Hou.  
 1995—Barry Larkin, Cin.  
 1996—Ken Caminiti, S.D.  
 1997—Larry Walker, Col.  
 1998—Sam Rice, Chi.  
 1999—Chipper Jones, Atl.  
 2000—Jeff Kent, S.F.  
 2001—Barry Bonds, S.F.  
 2002—Barry Bonds, S.F.  
 2003—Barry Bonds, S.F.  
 2004—Barry Bonds, S.F.  
 2005—Albert Pujols, StL.  
 2006—Ryan Howard, Phi.  
 2007—Jimmy Rollins, Phi.  
 2008—Albert Pujols, StL.  
 2009—Albert Pujols, StL.  
 2010—Joey Votto, Cin.  
 2011—Ryan Braun, Mil.  
 2012—Buster Posey, S.F.  
 2013—Andrew McCutchen, Pit.  
 2014—Clayton Kershaw, L.A.  
 2015—Bryce Harper, Was.  
 2016—Kris Bryant, Chi.  
 2017—Giancarlo Stanton, Mia.  
 2018—Christian Yelich, Mil.

MLB





# CY YOUNG MEMORIAL AWARD

## AMERICAN LEAGUE

- 1958—Bob Turley, N.Y.
- 1959—Early Wynn, Chi.★
- 1961—Whitey Ford, N.Y.★
- 1964—**Dean Chance, L.A.★**
- 1967—Jim Lonborg, Bos.
- 1968—Denny McLain, Det.
- 1969—Mike Cuellar, Bal.  
Denny McLain, Det.
- 1970—Jim Perry, Min.
- 1971—Vida Blue, Oak.
- 1972—Gaylord Perry, Cle.
- 1973—Jim Palmer, Bal.
- 1974—Jim Hunter, Oak.
- 1975—Jim Palmer, Bal.
- 1976—Jim Palmer, Bal.
- 1977—Sparky Lyle, N.Y.
- 1978—Ron Guidry, N.Y.
- 1979—Mike Flanagan, Bal.
- 1980—Steve Stone, Bal.
- 1981—Rolie Fingers, Mil.
- 1982—Pete Vuckovich, Mil.
- 1983—LaMarr Hoyt, Chi.
- 1984—Willie Hernandez, Det.
- 1985—Bret Saberhagen, K.C.
- 1986—Roger Clemens, Bos.
- 1987—Roger Clemens, Bos.
- 1988—Frank Viola, Min.
- 1989—Bret Saberhagen, K.C.
- 1990—Bob Welch, Oak.
- 1991—Roger Clemens, Bos.
- 1992—Dennis Eckersley, Oak.
- 1993—Jack McDowell, Chi.
- 1994—David Cone, K.C.
- 1995—Randy Johnson, Sea.
- 1996—Pat Hentgen, Tor.
- 1997—Roger Clemens, Tor.
- 1998—Roger Clemens, Tor.
- 1999—Pedro Martinez, Bos.
- 2000—Pedro Martinez, Bos.
- 2001—Roger Clemens, N.Y.
- 2002—Barry Zito, Oak.
- 2003—Roy Halladay, Tor.
- 2004—Johan Santana, Min.
- 2005—**Bartolo Colon, LAA**
- 2006—Johan Santana, Min.
- 2007—C.C. Sabathia, Cle.
- 2008—Cliff Lee, Cle.
- 2009—Zack Greinke, K.C.
- 2010—Felix Hernandez, Sea.
- 2011—Justin Verlander, Det.
- 2012—David Price, T.B.
- 2013—Max Scherzer, Det.
- 2014—Corey Kluber, Cle.
- 2015—Dallas Keuchel, Hou.
- 2016—Rick Porcello, Bos.
- 2017—Corey Kluber, Cle.
- 2018—Blake Snell, T.B.

## NATIONAL LEAGUE

- 1956—Don Newcombe, Bkn.★
- 1957—Warren Spahn, Mil.★
- 1960—Vernon Law, Pit.★
- 1962—Don Drysdale, L.A.★
- 1963—Sandy Koufax, L.A.★
- 1965—Sandy Koufax, L.A.★
- 1966—Sandy Koufax, L.A.★
- 1967—Mike McCormick, S.F.
- 1968—Bob Gibson, Stl.
- 1969—Tom Seaver, N.Y.
- 1970—Bob Gibson, Stl.
- 1971—Fergie Jenkins, Chi.
- 1972—Steve Carlton, Phi.
- 1973—Tom Seaver, N.Y.
- 1974—Mike Marshall, L.A.
- 1975—Tom Seaver, N.Y.
- 1976—Randy Jones, S.D.
- 1977—Steve Carlton, Phi.
- 1978—Gaylord Perry, S.D.
- 1979—Bruce Sutter, Chi.
- 1980—Steve Carlton, Phi.
- 1981—Fernando Valenzuela, L.A.
- 1982—Steve Carlton, Phi.
- 1983—John Denny, Phi.
- 1984—Rick Sutcliffe, Chi.
- 1985—Dwight Gooden, N.Y.
- 1986—Mike Scott, Hou.
- 1987—Steve Bedrosian, Phi.
- 1988—Orel Hershiser, L.A.
- 1989—Mark Davis, S.D.
- 1990—Doug Drabek, Pit.
- 1991—Tom Glavine, Atl.
- 1992—Greg Maddux, Chi.
- 1993—Greg Maddux, Atl.
- 1994—Greg Maddux, Atl.
- 1995—Greg Maddux, Atl.
- 1996—John Smoltz, Atl.
- 1997—Pedro Martinez, Mon.
- 1998—Tom Glavine, Atl.
- 1999—Randy Johnson, Ari.
- 2000—Randy Johnson, Ari.
- 2001—Randy Johnson, Ari.
- 2002—Randy Johnson, Ari.
- 2003—Eric Gagne, L.A.
- 2004—Roger Clemens, Hou.
- 2005—Chris Carpenter, StL.
- 2006—Brandon Webb, Ari.
- 2007—Jake Peavy, S.D.
- 2008—Tim Lincecum, S.F.
- 2009—Tim Lincecum, S.F.
- 2010—Roy Halladay, Phi.
- 2011—Clayton Kershaw, L.A.
- 2012—R.A. Dickey, N.Y.
- 2013—Clayton Kershaw, L.A.
- 2014—Clayton Kershaw, L.A.
- 2015—Jake Arrieta, Chi.
- 2016—Max Scherzer, Was.
- 2017—Max Scherzer, Was.
- 2018—Jacob deGrom, N.Y.

★ Combined Selection

## ANGELS WALK-OFF HOME RUNS SINCE 2000

Date	Opp.	Inn.	Player
04/29/2000	TB	13	Tim Salmon
05/14/2000	TEX	9	Scott Spiezio
06/25/2000	MIN	11	Darin Erstad
07/31/2000	DET	9	Scott Spiezio
04/13/2001	SEA	9	Garret Anderson
06/17/2001	LAD	9	Troy Glaus
04/28/2002	TOR	14	David Eckstein (Grand Slam)
05/08/2002	DET	9	Troy Glaus
05/25/2002	MIN	13	Tim Salmon
06/05/2002	TEX	10	Troy Glaus
09/16/2003	OAK	9	Scott Spiezio
09/23/2003	SEA	11	Tim Salmon
07/31/2004	SEA	11	Jose Guillen
08/29/2004	MIN	9	Adam Kennedy
04/21/2005	CLE	10	Orlando Cabrera
05/27/2005	KC	10	Dallas McPherson
06/18/2005	FLA	10	Vladimir Guerrero
09/05/2006	BAL	10	Adam Kennedy
06/03/2007	BAL	9	Vladimir Guerrero
04/07/2008	CLE	9	Torii Hunter (Grand Slam)
09/12/2008	SEA	9	Mike Napoli
05/29/2010	SEA	10	Kendrys Morales (Grand Slam)
05/30/2010	SEA	9	Howie Kendrick

Date	Opp.	Inn.	Player
08/11/2010	KC	10	Bobby Abreu
09/10/2010	SEA	14	Bobby Abreu
07/08/2011	SEA	9	Mark Trumbo
08/18/2011	TEX	9	Mark Trumbo
05/28/2012	NYG	9	Mark Trumbo
04/21/2013	DET	13	Mark Trumbo
04/23/2013	TEX	11	Howie Kendrick
07/06/2013	BOS	11	Josh Hamilton
08/17/2013	HOU	10	Josh Hamilton
04/16/2014	OAK	12	Chris Iannetta
05/15/2014	TB	9	Mike Trout
06/10/2014	OAK	14	Collin Cowgill
07/04/2014	HOU	9	Mike Trout
08/09/2014	BOS	19	Albert Pujols
05/05/2015	SEA	9	Carlos Perez
07/17/2015	BOS	9	Mike Trout
09/26/2015	SEA	9	David Freese
05/31/2016	DET	9	C.J. Cron
08/03/2016	OAK	9	Albert Pujols
04/04/2018	CLE	13	Zack Cozart
07/27/2018	SEA	10	Kole Calhoun
09/24/2018	TEX	11	Jose Briceño
09/30/2018	OAK	9	Taylor Ward

MLB





# ROOKIE OF THE YEAR AWARDS



## AMERICAN LEAGUE

1949—Roy Sievers, StL.  
1950—Walt Dropo, Bos.  
1951—Gil McDougald, N.Y.  
1952—Harry Byrd, Phi.  
1953—Harvey Kuenn, Det.  
1954—Bob Grim, N.Y.  
1955—Herb Score, Cle.  
1956—Luis Aparicio, Chi.  
1957—Tony Kubek, N.Y.  
1958—Albie Pearson, Was.  
1959—Bob Allison, Was.  
1960—Ron Hansen, Bal.  
1961—Don Schwall, Bos.  
1962—Tom Tresh, N.Y.  
1963—Gary Peters, Chi.  
1964—Tony Oliva, Min.  
1965—Curt Blefary, Bal.  
1966—Tommie Agee, Chi.  
1967—Rod Carew, Min.  
1968—Stan Bahnsen, N.Y.  
1969—Lou Piniella, K.C.  
1970—Thurman Munson, N.Y.  
1971—Chris Chambliss, Cle.  
1972—Carlton Fisk, Bos.  
1973—Al Bumbry, Bal.  
1974—Mike Hargrove, Tex.  
1975—Fred Lynn, Bos.  
1976—Mark Fidrych, Det.  
1977—Eddie Murray, Bal.  
1978—Lou Whitaker, Det.

1979—John Castino, Min.  
Alfredo Griffin, Tor.  
1980—Joe Charboneau, Cle.  
1981—Dave Righetti, N.Y.  
1982—Cal Ripken, Jr., Bal.  
1983—Ron Kittle, Chi.  
1984—Alvin Davis, Sea.  
1985—Ozzie Guillen, Chi.  
1986—Jose Canseco, Oak.  
1987—Mark McGwire, Oak.  
1988—Walt Weiss, Oak.  
1989—Gregg Olson, Bal.  
1990—Sandy Alomar, Jr., Cle.  
1991—Chuck Knoblauch, Min.  
1992—Pat Listach, Mil.  
**1993—Tim Salmon, Cal.**  
1994—Bob Hamelin, K.C.  
1995—Marty Cordova, Min.  
1996—Derek Jeter, N.Y.  
1997—Nomar Garciaparra, Bos.  
1998—Ben Grieve, Oak.  
1999—Carlos Beltran, K.C.  
2000—Kazuhiro Sasaki, Sea.  
2001—Ichiro Suzuki, Sea.  
2002—Eric Hinske, Tor.  
2003—Angel Berroa, K.C.  
2004—Bobby Crosby, Oak.  
2005—Huston Street, Oak.  
2006—Justin Verlander, Det.  
2007—Dustin Pedroia, Bos.

2008—Evan Longoria, T.B.  
2009—Andrew Bailey, Oak.  
2010—Neftali Feliz, Tex.  
2011—Jeremy Hellickson, T.B.  
**2012—Mike Trout, LAA**  
2013—Wil Myers, T.B.  
2014—Jose Abreu, Chi.  
2015—Carlos Correa, Hou.  
2016—Michael Fulmer, Det.  
2017—Aaron Judge, N.Y.  
**2018—Shohei Ohtani, LAA**

## NATIONAL LEAGUE

1947—Jackie Robinson, Bkn. ★  
1948—Alvin Dark, Bos. ★  
1949—Don Newcombe, Bkn.  
1950—Sam Jethroe, Bos.  
1951—Willie Mays, N.Y.  
1952—Joe Black, Bkn.  
1953—Jim Gilliam, Bkn.  
1954—Wally Moon, StL.  
1955—Bill Virdon, StL.  
1956—Frank Robinson, Cin.  
1957—Jack Sanford, Phi.  
1958—Orlando Cepeda, S.F.  
1959—Willie McCovey, S.F.  
1960—Frank Howard, L.A.  
1961—Billy Williams, Chi.  
1962—Ken Hubbs, Chi.  
1963—Pete Rose, Cin.  
1964—Dick Allen, Phi.  
1965—Jim Lefebvre, L.A.  
1966—Tommy Helms, Cin.  
1967—Tom Seaver, N.Y.  
1968—Johnny Bench, Cin.  
1969—Ted Sizemore, L.A.  
1970—Carl Morton, Mon.  
1971—Earl Williams, Atl.  
1972—Jon Matlack, N.Y.  
1973—Gary Matthews, S.F.  
1974—Bake McBride, StL.  
1975—John Montefusco, S.F.  
1976—Butch Metzger, S.D.  
Pat Zachry, Cin.  
1977—Andre Dawson, Mon.

1978—Bob Horner, Atl.  
1979—Rick Sutcliffe, L.A.  
1980—Steve Howe, L.A.  
1981—Fernando Valenzuela, L.A.  
1982—Steve Sax, L.A.  
1983—Darryl Strawberry, N.Y.  
1984—Dwight Gooden, N.Y.  
1985—Vince Coleman, StL.  
1986—Todd Worrell, StL.  
1987—Benito Santiago, S.D.  
1988—Chris Sabo, Cin.  
1989—Jerome Walton, Chi.  
1990—Dave Justice, Atl.  
1991—Jeff Bagwell, Hou.  
1992—Eric Karros, L.A.  
1993—Mike Piazza, L.A.  
1994—Raul Mondesi, L.A.  
1995—Hideo Nomo, L.A.  
1996—Todd Hollandsworth, L.A.  
1997—Scott Rolen, Phi.  
1998—Kerry Wood, Chi.  
1999—Scott Williamson, Cin.  
2000—Rafael Furcal, Atl.  
2001—Albert Pujols, StL.  
2002—Jason Jennings, Col.  
2003—Dontrelle Willis, Fla.  
2004—Jason Bay, Pit.  
2005—Ryan Howard, Phi.  
2006—Hanley Ramirez, Fla.  
2007—Ryan Braun, Mil.  
2008—Geovany Soto, Chi.  
2009—Chris Coghlan, Fla.

2010—Buster Posey, S.F.  
2011—Craig Kimbrel, Atl.  
2012—Bryce Harper, Was.  
2013—Jose Fernandez, Mia.  
2014—Jacob deGrom, N.Y.  
2015—Kris Bryant, Chi.  
2016—Corey Seager, L.A.  
2017—Cody Bellinger, L.A.  
2018—Ronald Acuña Jr., Atl.

★ Combined Selection

MLB





# *SPRING TRAINING*





# TEMPE DIABLO STADIUM



The Angels will hold Spring Training for the 27th consecutive season (since 1993) in Tempe, AZ, where the Club plays home games at Tempe Diablo Stadium.

The Halos initially signed a 25-year lease (including two five-year options) with the city of Tempe on July 25, 1991, making Tempe Diablo Stadium their Spring Training facility until 2017. On November 8, 2004, the Angels and the city agreed to an extended lease through the year 2025. As part of the new lease agreement, the complex was expanded and renovated to include the Club's minor league spring operations, a project that was completed in time for the 2006 Spring Training. Additional improvements completed in the renovation included: practice fields expanded and constructed to create four additional lighted ball fields; refurbished clubhouses and expanded dugouts; new state-of-the-art seating and a new sound system.

Tempe Diablo Stadium, which is owned and operated by the City of Tempe Parks and Recreation Department, previously housed the Seattle Pilots/Milwaukee Brewers (1969-71) and Seattle Mariners (1977-92).

In 1992, the stadium was completely rebuilt and renovated with the combined efforts of HOK Sports Facilities Group and the Angels. Groundbreaking for the stadium took place, Apr. 22, 1992 and cost an estimated \$5.8 million to complete. Two-thirds of the funding was provided by Maricopa County and one-third by the city of Tempe. All revenues from food and beverage concessions, parking, souvenirs and in-stadium advertising are shared equally by the City of Tempe and the Angels, while the city receives 20% of revenues from ticket sales.

Dedication ceremonies for Tempe Diablo Stadium took place Feb. 27, 1993, with the Angels playing their first spring home game, Mar. 7, 1993 against Oakland.

The new Tempe Diablo Stadium complex includes six-and-a-half practice fields in addition to the main stadium, which was dedicated as Gene Autry Field in 1999 in honor of the former Angels owner who passed away after the 1998 season.

## TEMPE DIABLO FACTS & FIGURES

**Address (MLB):** 2200 W. Alameda, Tempe, AZ 85282  
**Address (Minors):** 2225 W. Westcourt Way, Tempe, AZ 85282  
**Owners:** City of Tempe Parks and Recreation Department  
**Tenant:** Los Angeles Angels

**Architect:** DLR Group (2006 renovation)/HOK Sports (1992)  
**Builder:** Moline Construction (2006)/Weitz Company (1992)  
**Cost:** 20 million (2006 est.)/5.8 million (1992 est.)

**Groundbreaking Dates:** Apr. 13, 2005/Apr. 22, 1992

**Stadium Area:** 75 acres

**Parking Facilities:** East and West parking lots with nearly 1,350 paved parking spaces; one disabled accessible entry ramp, field and service access.

**Seating Capacity:** 9,708

3,110: Field Box Seats  
3,013: Field MVP Seats  
291: Home Plate MVP  
41: Suites  
503: Grandstand seats  
2,600: Lawn seats (estimate)  
150: Bud Patio Pavilion

### FAN ACCOMMODATIONS

(All with disabled access)

- |                      |                         |
|----------------------|-------------------------|
| 3 Women's Restrooms  | 1 Guest Services Office |
| 3 Men's Restrooms    | 1 First Aid Station     |
| 1 Family Restroom    | 1 Box Office            |
| 5 Concession Stands  | 8 Ticket Windows        |
| 1 Walk-In Team Store | 2 Picnic Areas          |

### DIMENSIONS

- |                  |      |
|------------------|------|
| Left Field Line  | 340' |
| Right Field Line | 360' |
| Power Alleys     | 400' |
| Center           | 420' |

Fence height is eight feet and playing turf is bermuda

SPRING TRAINING



## ANGELS SPRING TRAINING SITES

Beginning in 1961, the Angels played their Spring Training contests at Angels Stadium in Palm Springs (Coachella Valley). The facility was formerly called the Polo Grounds until switching its name in 1964.

On Dec. 19, 1965, the Angels signed an agreement to also hold Spring Training in Holtville, CA, located approximately 10 miles east of El Centro. The Club annually spent 10 days to two weeks at the four-diamond complex from 1966 through 1979, before returning on a full-time basis to Palm Springs in 1980.

In 1982 and 1983, the Angels divided spring headquarters between Casa Grande, AZ and Palm Springs.

On Apr. 1, 1992, the Halos defeated San Diego, 3-1 at Angels Stadium in the final exhibition game of Spring Training. The contest was historic in that it marked the final Spring Training game for the Angels in Palm Springs, CA, their Cactus League home for 32 years.

1961-65	Palm Springs, CA
1966-79	Holtville, CA/ Palm Springs, CA
1980-81	Palm Springs, CA

1982-83	Casa Grande, AZ/Palm Springs, CA
1984-92	Mesa, AZ/Palm Springs, CA
1993-Present	Tempe, AZ



Hall-of-Famers Don Drysdale and Dick Enberg broadcasting the game from atop the press box in Palm Springs



Nolan Ryan

SPRING TRAINING





# ANGELS SPRING TRAINING INFORMATION

## MAJOR LEAGUE CAMP

**Tempe Diablo Stadium**  
 2200 West Alameda Drive  
 Tempe, AZ 85282  
 (480) 350-5205 (Main Info. Line)  
 (480) 350-5265 (Stadium Manager)  
 (480) 858-7573 (Press Box)  
 @diablostadium

## MINOR LEAGUE CAMP


**Tempe Diablo Minor League Complex**  
 2225 W. Westcourt Way  
 Tempe, AZ 85282  
 (480) 858-7558

## TEMPE DIABLO STADIUM STAFF

Jerry Hall..... Tempe Diablo Stadium Manager  
 Mike Clark..... Public Works Supervisor (groundscrew lead)  
 Janelle Wakefield..... Spring Training Receptionist

## ANGELS MINOR LEAGUE STAFF

Brett Crane ..... Manager, Arizona Operations & Minor League Equipment  
 Aaron Wiedeman ..... Assistant Minor League Equipment Manager



BRETT CRANE



AARON WIEDEMAN

## FRED HANEY MEMORIAL AWARD

Awarded to the outstanding Angels' rookie(s) during Spring Training.

- |  |                        |
|--|------------------------|
| 1980 — Alfredo Martinez                        | 2000 — Bengie Molina   |
| 1981 — Mike Witt                               | 2001 — David Eckstein  |
| 1982 — Angel Moreno                            | 2002 — Gary Johnson    |
| 1983 — Mike Brown                              | 2003 — Dusty Bergman   |
| 1984 — Ron Romanick                            | 2004 — Brian Specht    |
| 1985 — Pat Clements, Jack Howell, Wally Joyner | 2005 — Maicer Izturis  |
| 1986 — Wally Joyner                            | 2006 — Kendrys Morales |
| 1987 — Devon White                             | 2007 — Nick Gorneault  |
| 1988 — Frank DiMichele                         | 2008 — Darren O'Day    |
| 1989 — Dante Bichette                          | 2009 — Matt Brown      |
| 1990 — John Orton                              | 2010 — Michael Kohn    |
| 1991 — Bobby Rose                              | 2011 — Mark Trumbo     |
| 1992 — Chad Curtis                             | 2012 — Kole Calhoun    |
| 1993 — Darryl Scott                            | 2013 — Luis Jimenez    |
| 1994 — Jim Edmonds                             | 2014 — Matt Long       |
| 1995 — No recipient due to strike              | 2015 — Drew Rucinski   |
| 1996 — George Arias                            | 2016 — Rafael Ortega   |
| 1997 — Jason Dickson                           | 2017 — Nolan Fontana   |
| 1998 — Troy Glaus                              | 2018 — David Fletcher  |
| 1999 — Mike Fyhrie & Keith Luuloa              |                        |

# 2019 SPRING TRAINING SCHEDULE



DAY	DATE	OPPONENT	LOCATION	TIME
2/23	Sat.	San Francisco	Tempe Diablo Stadium	12:10 PM
2/24	Sun.	Cincinnati	Tempe Diablo Stadium	12:10 PM
		Los Angeles (N.L.)	Glendale	12:10 PM
2/25	Mon.	Milwaukee	Tempe Diablo Stadium	12:10 PM
2/26	Tues.	Oakland	Mesa	12:05 PM
2/27	Wed.	Colorado	Scottsdale	12:10 PM
2/28	Thurs.	Texas	Tempe Diablo Stadium	12:10 PM
3/1	Fri.	Kansas City	Tempe Diablo Stadium	12:10 PM
3/2	Sat.	Cincinnati	Goodyear	12:05 PM
3/3	Sun.	Oakland	Tempe Diablo Stadium	12:10 PM
3/4	Mon.	Chicago (A.L.)	Glendale	12:05 PM
3/5	Tues.	Chicago (N.L.)	Tempe Diablo Stadium	12:10 PM
3/6	Wed.	Colorado	Scottsdale	12:10 PM
3/7	Thurs.	Los Angeles (N.L.)	Tempe Diablo Stadium	12:10 PM
		Kansas City	Surprise	12:10 PM
3/8	Fri.	Chicago (A.L.)	Tempe Diablo Stadium	12:10 PM
3/9	Sat.	Chicago (N.L.)	Mesa	12:05 PM
		Milwaukee	Tempe Diablo Stadium	12:10 PM
3/10	Sun.	Seattle	Tempe Diablo Stadium	1:10 PM
3/11	Mon.	Texas	Surprise	1:05 PM
3/12	Tue.	OFF DAY		
3/13	Wed.	San Diego	Tempe Diablo Stadium	6:10 PM
3/14	Thurs.	Milwaukee	Maryvale	1:05 PM
3/15	Fri.	San Francisco	Scottsdale	1:05 PM
		Arizona	Tempe Diablo Stadium	1:10 PM
3/16	Sat.	Cleveland	Tempe Diablo Stadium	1:10 PM
3/17	Sun.	San Diego	Peoria	1:10 PM
3/18	Mon.	OFF DAY		
3/19	Tues.	Colorado	Tempe Diablo Stadium	6:10 PM
3/20	Wed.	Cleveland	Goodyear	6:05 PM
3/21	Thurs.	Arizona	Scottsdale	1:10 PM
3/22	Fri.	Chicago (A.L.)	Tempe Diablo Stadium	1:10 PM
		Seattle	Peoria	1:10 PM
3/23	Sat.	San Diego	Tempe Diablo Stadium	1:10 PM
3/24	Sun.	Los Angeles (N.L.)	Angel Stadium	5:07 PM
3/25	Mon.	Los Angeles (N.L.)	Angel Stadium	7:07 PM
3/26	Tues.	Los Angeles (N.L.)	Dodger Stadium	7:10 PM

All Times are Pacific Standard Time  
 Red Indicates Home Game  
 Game Times Subject to Change



SPRING TRAINING





# 2018 SPRING TRAINING STATS

Includes games of Tuesday, March 27, 2018  
Los Angeles Angels of Anaheim

NAME	Los Angeles Angels of Anaheim													Pinch Hit													
	BA	SLG	OBP	G	AB	R	H	TB	2B	3B	HR	RBI	SH	SF	HBP	BB	IBB	SO	SB	CS	GDP	E	AB	H	HR	RBI	
Adell	.000	.000	.333	1	0	0	0	0	0	0	0	0	0	0	0	1	0	0	0	0	0	0	0	0	0	0	0
Arakawa	.000	.000	.000	1	1	1	0	0	0	0	0	0	0	0	0	0	0	0	0	0	0	0	0	1	0	0	0
Arcia	.333	.333	.333	6	6	1	2	2	0	0	0	0	0	0	0	0	0	0	0	0	0	0	0	3	1	0	0
Baldopuin	1.100	4.000	1.000	0	0	0	0	0	0	0	0	0	0	0	0	0	0	0	0	0	0	0	0	0	0	0	0
Barash	.143	.143	.143	5	7	0	1	1	0	0	0	0	0	0	0	0	0	0	0	0	0	0	0	4	1	0	0
Blash	.095	.381	.208	14	21	4	2	8	0	0	2	4	0	0	1	2	0	9	0	1	0	0	0	1	0	0	0
Briceno	.000	.000	.167	10	5	0	0	0	0	0	0	0	0	0	0	1	0	2	0	0	0	0	0	0	0	0	0
Calboun	.353	.510	.364	20	51	5	18	26	3	1	1	9	0	2	0	2	0	14	0	0	0	0	0	2	0	0	0
Carter	.268	.561	.333	24	41	7	11	23	3	0	3	8	0	2	0	5	0	11	0	0	0	0	0	10	2	1	3
Cowart	.257	.257	.278	17	35	0	9	9	0	0	0	0	0	0	0	1	0	8	2	2	1	2	0	0	0	0	0
Cowart	.353	.667	.413	20	51	11	18	33	4	0	0	9	0	0	0	1	0	10	0	0	0	0	0	0	0	0	0
Fernandez	.296	.444	.355	16	27	1	8	12	4	0	0	3	0	1	0	3	0	3	0	0	0	0	0	3	2	0	1
Fletcher	.308	.404	.362	26	52	9	16	21	3	1	0	6	0	1	1	4	0	7	2	0	1	0	2	0	0	0	0
Fontana	.200	.400	.294	10	15	2	3	6	1	0	0	2	0	0	0	2	0	6	1	0	0	0	0	0	0	0	0
Gibbons	.250	.583	.250	11	12	1	3	7	0	2	0	1	0	0	0	0	0	5	0	0	0	0	0	0	0	0	0
Graterol	.286	.286	.286	12	14	0	4	4	0	0	0	0	0	0	0	0	0	1	0	0	0	1	0	3	0	0	0
Hermosillo	.125	.215	.222	17	32	5	4	7	3	0	0	1	0	0	0	2	2	7	4	0	1	2	1	1	0	0	0
Houchins	.500	.500	.500	1	2	0	1	1	0	0	0	0	0	0	0	0	0	0	0	0	0	0	0	0	0	0	0
Hunter	.500	.500	.500	1	2	1	1	1	0	0	0	1	0	0	0	0	0	1	0	0	0	0	0	0	0	0	0
Jenkins	1.000	1.000	1.000	2	1	0	1	1	0	0	0	0	0	0	0	0	0	1	0	0	0	0	0	0	0	0	0
S. Johnson	.273	.273	.385	14	11	1	3	3	0	0	0	0	0	0	0	0	0	2	0	0	0	0	0	0	0	0	0
Jones	.118	.235	.118	10	17	2	2	4	0	1	0	1	0	0	0	0	0	2	1	1	2	0	1	0	0	0	0
Justus	.250	.250	.250	8	8	0	2	2	0	0	0	0	0	0	0	0	0	3	0	0	0	1	0	0	0	0	0
Kinsler	.256	.395	.277	18	43	9	11	17	3	0	1	3	0	0	0	0	0	9	2	2	0	0	0	0	0	0	0
Kruger	.000	.000	.143	5	6	2	0	0	0	0	0	0	0	0	0	1	0	1	0	0	0	0	0	3	0	0	0
Liriano	.196	.239	.275	27	46	4	9	11	2	0	0	2	0	0	2	3	0	17	1	2	0	0	0	0	0	0	0
Lund	.000	.000	.000	10	3	0	0	0	0	0	0	0	0	0	0	0	0	0	0	0	0	0	0	0	0	0	0
Maitan	---	---	---	0	0	0	0	0	0	0	0	0	0	0	0	0	0	0	0	0	0	0	0	0	0	0	0
Maldonado	.244	.422	.292	18	45	5	11	19	2	0	2	6	0	0	0	3	0	13	0	0	2	2	0	0	0	0	0
Marsh	.333	1.000	.333	2	3	1	3	3	0	1	0	0	0	0	0	0	0	2	0	0	0	0	0	0	0	0	0
Marte	.316	.474	.391	18	34	5	12	18	3	0	0	3	0	0	0	2	0	19	0	0	0	0	0	2	0	0	0
Perez	.265	.382	.265	17	34	1	9	13	4	0	0	4	0	0	0	0	0	5	1	0	0	0	2	0	0	0	0
Pina	.000	.000	.000	2	1	0	0	0	0	0	0	0	0	0	0	0	0	1	0	0	0	0	0	0	0	0	0
Pujols	2.000	4.000	3.02	19	50	5	14	26	3	0	0	0	0	0	1	12	0	4	0	0	0	0	0	0	0	0	0
Rengifo	---	---	---	1	0	0	0	0	0	0	0	0	0	0	0	1	0	0	0	0	0	0	0	0	0	0	0
Rengifo	---	---	---	0	0	0	0	0	0	0	0	0	0	0	0	0	0	0	0	0	0	0	0	0	0	0	0
Rivas	.000	.000	.000	0	0	0	0	0	0	0	0	0	0	0	0	0	0	1	0	0	0	0	0	0	0	0	0
Rivera	.297	.622	.316	15	37	7	11	23	1	1	3	7	0	0	0	1	0	11	0	0	2	0	0	0	0	0	0
Rojas	.500	.500	.500	2	2	1	1	1	0	0	0	0	0	0	0	0	0	0	0	0	0	0	0	0	0	0	0
Sanger	.000	.000	.000	2	2	0	0	0	0	0	0	0	0	0	0	0	0	1	0	0	0	0	0	0	0	0	0
Serena	.000	.000	.000	2	3	0	0	0	0	0	0	0	0	0	0	0	0	0	0	0	0	0	0	0	0	0	0
Simmons	.308	.359	.349	16	39	4	12	14	2	0	0	4	0	1	0	3	0	2	0	0	0	0	0	1	0	0	0
Survance	.286	.429	.286	8	7	1	2	3	1	0	0	1	0	0	0	0	0	2	0	0	0	0	1	1	1	0	1
Thaiss	.259	.556	.310	15	27	6	7	12	2	0	2	4	0	0	0	0	0	10	0	0	0	0	0	1	0	0	0
Todd	---	---	---	1	0	1	0	0	0	0	0	0	0	0	0	0	0	0	0	0	0	0	0	0	0	0	0
Triunfel	.333	.333	.333	3	3	0	1	1	0	0	0	0	0	0	0	0	0	0	0	0	0	0	1	1	0	0	1
Trout	.306	.531	.404	20	42	12	15	25	0	0	3	8	0	0	0	1	2	4	0	0	0	0	0	0	0	0	0
Unroch	.333	.333	.600	8	3	2	1	1	0	0	0	0	0	0	0	0	0	2	0	0	0	0	0	0	0	0	0
Upton	.269	.481	.328	20	50	7	14	25	2	0	0	3	11	0	1	0	5	15	1	0	1	1	0	0	0	0	0
Valbuena	.235	.451	.273	20	51	7	12	23	2	0	0	3	6	1	0	2	0	12	0	0	0	0	0	0	0	0	0
C. Walsh	.200	.381	.353	17	31	4	9	18	0	0	0	0	0	0	0	1	2	0	0	0	0	0	0	1	0	0	0
J. Walsh	.500	.500	.500	3	2	0	1	1	0	0	0	0	0	0	0	0	0	1	0	0	0	0	0	0	0	0	0
Ward	.286	.286	.375	5	7	0	2	2	0	0	0	0	0	0	0	1	0	1	0	0	0	0	0	4	2	0	0
Wase	---	---	---	0	0	0	0	0	0	0	0	0	0	0	0	0	0	0	0	0	0	0	0	0	0	0	0
Way	.250	.250	.400	9	4	3	1	1	0	0	0	0	0	0	0	0	0	1	0	0	0	0	0	0	0	0	0
Yacinich	.600	1.000	.714	6	5	2	3	5	2	0	0	2	0	0	0	0	0	0	0	0	0	0	1	0	0	0	0
C. Young	.071	.071	.133	17	31	4	4	9	0	0	0	0	0	0	0	1	0	2	0	0	0	0	0	2	0	0	0
E. Young	.277	.447	.358	26	47	7	13	21	4	2	0	1	1	0	0	6	0	11	3	2	0	0	0	3	0	0	0
Zimmerman	.000	.000	.375	7	5	0	0	0	0	0	0	0	0	0	0	0	0	3	0	0	0	0	0	1	0	0	0
TEAM	.260	.418	.321	33	1104	151	287	462	54	11	33	143	1	13	14	92	0	241	22	11	28	23	51	11	1	7	0
OPPONENTS	.296	.529	.362	33	1134	205	336	600	65	23	51	194	3	12	12	112	0	297	25	17	17	38	30	8	0	4	0

NAME	Los Angeles Angels of Anaheim													Pinch Hit												
	W	L	ERA	G	GS	CG	GF	SHO	SV	INN	H	BFP	AB	R	ER	HR	SH	SF	HBP	BB	IBB	SO	WP	BK	BA	
Alvarez	1	0	2.38	10	0	0	0	0	0	11.1	8	46	43	4	0	0	0	0	0	3	0	12	0	0	0	-.186
Anderson	1	0	0.00	6	0	0	5	0	0	7.0	3	27	24	0	0	0	0	0	0	1	2	0	0	0	0	-.125
Bard	0	0	8.03	11	0	0	0	0	0	12.1	12	56	49	11	11	2	0	0	0	1	4	0	11	1	0	-.245
Barria	1	2	4.82	5	1																					



# SPRING TRAINING RECORDS & ATTENDANCE



## (VERSUS MAJOR LEAGUE COMPETITION ONLY)

Year	Home				Attendance	GAMES IN ANAHEIM ONLY		Attendance
	Won	Lost	Ties <sup>^</sup>	Pct.				
1961	7	10	-	.412	20,850	1966	—	40,432
1962	16	13	-	.552	22,546		Giants 9, Angels 5	22,841
1963	18	10	-	.643	25,808		Angels 6, Giants 5	22,841
1964	14	13	-	.519	27,343	1968	—	5,057
1965	9	14	-	.391	26,880		Mets 4, Angels 2	8,538
1966	15	13	-	.536	27,307		Angels 4, Giants 1	10,197
1967	11	14	-	.440	25,725		A's 8, Angels 6	1,741
1968	13	12	-	.520	28,462	1970	—	18,600
1969	13	14	-	.481	23,289		Dodgers 10, Angels 4	15,620
1970	10	16	-	.385	22,378	1971	—	21,857
1971	9	15	-	.375	28,290		Angels 5, Dodgers 4	16,308
1972	7	13	-	.350	23,956		Dodgers 5, Angels 1	19,137
1973	9	13	-	.409	23,656	1974	—	24,634
1974	11	10	-	.524	24,388		Dodgers 9, Angels 2	25,589
1975	15	9	-	.625	28,187		Dodgers 2, Angels 0	18,265
1976	8	3	-	.727	10,456	1976	—	22,639
1977	14	13	-	.519	29,485		Angels 3, Dodgers 3 (rain)	29,678
1978	15	11	-	.577	32,946	1977	—	29,639
1979	14	11	-	.560	34,660		Dodgers 10, Angels 3	36,732
1980	6	22	-	.214	35,875	1978	—	40,591
1981	16	9	-	.640	41,140	1979	—	41,674
1982	12	12	-	.500	45,099	1981	—	48,331
1983	15	9	1	.625	50,421		Angels 6, Dodgers 5	58,353
1984	13	12	0	.520	43,463	1982	—	61,026
1985	15	11	0	.577	48,102	1983	—	57,408
1986	15	14	0	.517	53,158		Dodgers 4, Angels 2	62,877
1987	15	15	0	.500	57,527	1984	—	62,921
1988	15	14	0	.517	58,847	1985	—	62,968
1989	14	15	0	.483	56,034		Dodgers 9, Angels 7	37,888
1990	6	10	0	.375	14,324	1986	—	61,538
1991	13	15	0	.464	57,399	1987	—	42,273
1992	16	13	0	.552	55,983		Angels 2, Dodgers 1	61,272
1993	14	16	0	.467	94,103	1988	—	41,511
1994	10	19	0	.345	90,800	1989	—	45,795
1995*	13	12	1	.520	27,687		Angels 8, Dodgers 7	58,874
1995#	7	4	1	.636	9,782	1990	—	47,555
1996	21	10	1	.677	68,270	1991	—	59,090
1997	9	21	0	.300	50,544		Angels 6, Dodgers 4	43,011
1998	16	15	1	.516	59,810	1992	—	55,983
1999	13	15	0	.464	62,610	1993	—	46,768
2000	14	16	0	.467	59,291		Padres 6, Angels 4	15,534
2001	15	19	0	.441	84,882	1994	—	47,735
2002	17	15	1	.531	82,658		Angels 5, Dodgers 2	47,735
2003	9	20	3	.323	96,114	1995	—	21,221
2004	19	13	1	.591	106,351		Angels 4, Dodgers 1*	22,452
2005	21	11	1	.651	106,690		Angels 7, Padres 7#	1,770
2006	18	11	2	.597	94,739		Angels 12, Padres #	1,294
2007	19	14	0	.576	100,304	1996	—	42,038
2008	18	9	3	.667	118,191		Dodgers 6, Angels 2	31,897
2009	24	7	1	.774	101,530	1997	—	18,647
2010	10	14	4	.417	106,553		Angels 2, Dodgers 0	39,541
2011	18	13	1	.562	88,893	1998	—	28,405
2012	19	12	2	.613	★130,126		Dodgers 8, Angels 1	16,281
2013	10	20	4	.333	122,587	2000	—	14,872
2014	19	11	2	.633	108,956		Angels 4, Rockies 2	12,765
2015	15	14	2	.517	111,672	2001	—	12,201
2016	19	8	6	.517	112,826		Angels 8, Rockies 3	12,201
2017	19	13	-	.594	114,780	2003	—	30,501
2018	13	20	-	.393	105,781		Dodgers 6, Angels 5	37,082
						2004	—	43,281
							Angels 13, Dodgers 5	39,368
						2005	—	43,619
							Angels 8, Dodgers 3	43,481
						2006	—	43,267
							Angels 4, Dodgers 2	43,777
						2007	—	38,863
							Angels 2, Dodgers 2	40,468
						2008	—	30,609
							Angels 11, Padres 3	28,017
						2009	—	27,779
							Angels 5, Padres 4	33,111
						2010	—	44,717
							Angels 4, Dodgers 3	43,553
						2011	—	34,932
							Angels 9, Padres 2	39,143
							Angels 5, Dodgers 1	42,643
						2012	—	32,056
							Angels 12, Dodgers 3	31,465
						2013	—	35,141
							Angels 2, Dodgers 4	36,149
						2014	—	
							Angels 6, Dodgers 2	
						2015	—	
							Angels 3, Dodgers 2	
							Angels 6, Dodgers 0	
						2016	—	
							Angels 8, Dodgers 1	
							Angels 6, Cubs 4	
						2017	—	
							Angels 3, Dodgers 2	
							Angels 1, Dodgers 3	
						2018	—	
							Angels 2, Dodgers 4	

\* 1995 Spring Training I  
 # 1995 Spring Training II  
 ★ Tempe Diablo Spring Attendance Record - 10 sellouts  
 ^ Club did not begin keeping records of ties until 1983

Single-Game Attendance Record, Tempe Diablo Stadium  
 9,765 Mar. 24, 2002, Angels 13, Giants 3

SPRING TRAINING

# 1995 Spring Training I  
 # 1995 Spring Training II  
 ★ Anaheim Stadium Freeway Series Attendance Record  
 & Angel Stadium Freeway Series Attendance Record





# WELCOME TO ANGEL STADIUM



## PREMIUM SEATING

- Lexus Diamond MVP (Front Row)
- Lexus Diamond Club Hall of Fame (D-H)
- Lexus Diamond Club (J-W)
- Diamond Field Box
- Diamond Club Boxes
- Diamond Club Tables

## CLUB LEVEL

- Club MVP
- Club All-Star
- Club Loge

## WHEELCHAIR ACCESSIBLE SEATING AVAILABLE

- Lexus Diamond Club
- Terrace MVP
- Club MVP
- Terrace All-Star
- Terrace Box
- Club Loge
- Right Field Pavilion
- Left Field Pavilion

## FIELD LEVEL

- Dugout MVP (Front Row)
- Field Hall of Fame (D-H)
- Field MVP
- Field All-Star Front Row
- Field All-Star

## TERRACE LEVEL

- Terrace MVP
- Terrace All-Star
- Terrace Box

*Protective netting extends from SECTIONS 110 - 126*

- Field All-Star Front Row
- Field Box Front Row
- Field Box

## OUTFIELD

- Right Field Front Row
- Right Field Hall of Fame (B-F)
- Right Field MVP
- Right Field Pavilion
- Left Field Pavilion

## VIEW LEVEL

- Lower View MVP
- Lower View All-Star
- View MVP
- View All-Star
- Lower View Box
- Upper View

# 2019 PROMOTIONAL GIVEAWAYS & EVENTS CALENDAR

**APRIL**

- 4** **Wall Calendar**  
Presented by SoCalGas®  
**HOME OPENER**
- 5** **Trout Silver Slugger Bobblehead**  
Presented by Automobile Club Of Southern California
- 6** **Tote Bag**  
Presented by Nitto Tire
- 7** **Clear Tote Bag**  
Presented by Nitto Tire
- 19** **Ohtani Blanket**  
Presented by Yokohama Tire
- 20** **Youth Trout Jersey\***  
Presented by Angels Radio AM830  
**FIREWORKS** Presented by Wells Fargo
- 30** **Ohtani Rookie of the Year Sweatshirt**  
Presented by Pechanga Resort & Casino



**JULY**

- 12** **Beach Umbrella**  
Presented by Farmer John  
**HAWAIIAN WEEKEND**
- 13** **HAWAIIAN WEEKEND FIREWORKS** Presented by Wells Fargo
- 14** **FAMILY SUNDAY & KIDS RUN THE BASES**  
Presented by Yakult Probiotic Drink
- 16** **Ohtani Bobblehead**
- 25** **Trading Card Pack**  
Presented by Topps
- 26** **Tank Top**  
Presented by Fox Sports West
- 27** **Trout #27 Hat**  
Presented by SoCal Honda Dealers  
**FIREWORKS** Presented by Wells Fargo
- 28** **FAMILY SUNDAY & KIDS RUN THE BASES**  
Presented by Yakult Probiotic Drink



**MAY**

- 17** **Cowboy Hat**  
Presented by Bedrosians Tile & Stone  
**COUNTRY WEEKEND**
- 18** **Patriotic Tote Bag**  
Presented by MLB Network  
**COUNTRY WEEKEND FIREWORKS** Presented by Wells Fargo
- 24** **Wookiee Rally Monkey**  
**STAR WARS NIGHT**
- 25** **FIREWORKS** Presented by Wells Fargo
- 26** **FAMILY SUNDAY & KIDS RUN THE BASES**  
Presented by Yakult Probiotic Drink



**AUGUST**

- 16** **Tie Dye Shirt**  
**70s THROWBACK WEEKEND**
- 17** **70s THROWBACK WEEKEND FIREWORKS** Presented by Wells Fargo
- 18** **FAMILY SUNDAY & KIDS RUN THE BASES**  
Presented by Yakult Probiotic Drink
- 27** **Trout #27 Duffel Bag**  
Presented by Timeless Skin Care
- 31** **FIREWORKS** Presented by Wells Fargo




**JUNE**

- 7** **Leather Logo Hat**  
Presented by youthory
- 8** **FIREWORKS** Presented by Wells Fargo
- 9** **FAMILY SUNDAY & KIDS RUN THE BASES**  
Presented by Yakult Probiotic Drink
- 27** **Trout #27 Cooler Backpack**  
Presented by Yakult Probiotic Drink
- 28** **Christmas Stocking**  
**CHRISTMAS IN JUNE**
- 29** **CHRISTMAS IN JUNE FIREWORKS** Presented by Wells Fargo
- 30** **FAMILY SUNDAY & KIDS RUN THE BASES**  
Presented by Yakult Probiotic Drink



**SEPTEMBER**

- 1** **FAMILY SUNDAY & KIDS RUN THE BASES**  
Presented by Yakult Probiotic Drink
- 13** **Trout/Ducks Bobblehead**  
**DUCKS NIGHT**
- 14** **FIREWORKS** Presented by Wells Fargo
- 24** **Ohtani Shirt**  
Presented by GungHo Online Entertainment
- 27** **Trout #27 Jersey**  
Presented by San Diego County Credit Union
- 28** **FAN APPRECIATION DAY FIREWORKS** Presented by Wells Fargo



[angels.com/promotions](http://angels.com/promotions)

All giveaways are first 30,000 fans in attendance. \*First 10,000 kids ages 3-13.  
Visit [angels.com/promotions](http://angels.com/promotions) for distribution policy.  
All promotions are tentative and subject to change without prior notice.

# 20 19

\*EXHIBITION GAME

HOME

AWAY



MONTERREY, MX

## MARCH / APRIL

S	M	T	W	TH	F	SA
24 LAD* 5:07PM	25 LAD* 7:07PM	26 LAD* 7:10PM		28 OAK 1:07PM	29 OAK 7:07PM	30 OAK 6:07PM
31 OAK 1:07PM	1 SEA 7:10PM	2 SEA 7:10PM	3	4 TEX 7:07PM	5 TEX 7:07PM	6 TEX 1:05PM
7 TEX 1:07PM	8 MIL 7:07PM	9 MIL 5:05PM	10 MIL 7:07PM	11 MIL 7:07PM	12 CHC 11:20AM	13 CHC 11:20AM
14 CHC 11:20AM	15 TEX 5:05PM	16 TEX 5:05PM	17 TEX 5:05PM	18 SEA 7:07PM	19 SEA 7:07PM	20 SEA 6:07PM
21 KC 11:15AM	22 SEA 1:07PM	23 NYY 7:07PM	24 NYY 7:07PM	25 NYY 7:07PM	26 KC 5:15PM	27 KC 4:15PM
28	29 TOR 7:07PM	30 TOR 7:07PM				

## MAY

S	M	T	W	TH	F	SA
				1 TOR 7:07PM	2 TOR 7:07PM	4 HOU 4:05PM
5 HOU 1:05PM	6 HOU 1:05PM	7	8 DET 4:10PM	9 DET 4:10PM	10 DET 10:10AM	11 BAL 4:05PM
12 BAL 10:05AM	13 MIN 4:40PM	14 MIN 4:40PM	15 MIN 10:10AM	16 MIN 10:10AM	17 KC 7:07PM	18 KC 7:07PM
19 KC 1:07PM	20 MIN 7:07PM	21 MIN 7:07PM	22 MIN 6:07PM	23	24 TEX 7:07PM	25 TEX 7:07PM
26 TEX 1:07PM	27 OAK 1:07PM	28 OAK 7:07PM	29 OAK 12:37PM	30 SEA 7:10PM	31 SEA 7:10PM	

## JUNE

S	M	T	W	TH	F	SA
						1 SEA 4:15PM
2 SEA 1:10PM	3	4 OAK 7:07PM	5 OAK 7:07PM	6 OAK 7:07PM	7 SEA 7:07PM	8 SEA 7:07PM
9 SEA 1:07PM	10 LAD 7:07PM	11 LAD 7:07PM	12	13 TB 4:10PM	14 TB 4:10PM	15 TB 10:10AM
16 TB 10:10AM	17 TOR 4:07PM	18 TOR 4:07PM	19 TOR 4:07PM	20 TOR 4:07PM	21 STL 5:15PM	22 STL 11:15AM
23 STL 11:15AM	24 OAK 1:07PM	25 CIN 7:07PM	26 CIN 5:07PM	27 OAK 7:07PM	28 OAK 7:07PM	29 OAK 7:07PM
30						

## JULY

S	M	T	W	TH	F	SA
						6 HOU 4:15PM
	1 TEX 5:05PM	2 TEX 5:05PM	3 TEX 5:05PM	4 TEX 5:05PM	5 HOU 5:10PM	6 HOU 4:15PM
7 HOU 11:10AM	8	9	10	11	12 SEA 7:07PM	13 SEA 6:07PM
14 SEA 11:10AM	15 HOU 7:07PM	16 HOU 7:07PM	17 HOU 7:07PM	18 HOU 6:07PM	19 SEA 7:10PM	20 SEA 6:10PM
21 SEA 1:10PM	22	23 LAD 7:10PM	24 LAD 7:10PM	25 BAL 7:07PM	26 BAL 7:07PM	27 BAL 6:07PM
28 BAL 1:07PM	29 DET 7:07PM	30 DET 7:07PM	31 DET 1:07PM			

## AUGUST

S	M	T	W	TH	F	SA
				1 CLE 4:10PM	2 CLE 4:10PM	3
4 CLE 10:10AM	5 CIN 4:10PM	6 CIN 4:10PM	7	8 BOS 4:10PM	9 BOS 4:10PM	10 BOS 1:05PM
11 BOS 10:05AM	12 PIT 7:07PM	13 PIT 7:07PM	14 PIT 5:07PM	15 CWS 7:07PM	16 CWS 7:07PM	17 CWS 6:07PM
18 CWS 1:07PM	19 TEX 5:05PM	20 TEX 5:05PM	21 TEX 4:05PM	22 HOU 5:10PM	23 HOU 5:10PM	24 HOU 4:10PM
25 HOU 11:10AM	26	27 TEX 7:07PM	28 TEX 7:07PM	29	30 BOS 7:07PM	31 BOS 6:07PM

## SEPTEMBER

S	M	T	W	TH	F	SA
1 BOS 1:07PM	2	3 OAK 7:07PM	4 OAK 7:07PM	5 OAK 12:37PM	6 CWS 5:10PM	7 CWS 4:10PM
8 CWS 11:10AM	9 CLE 7:07PM	10 CLE 7:07PM	11 CLE 7:07PM	12	13 TB 7:07PM	14 TB 6:07PM
15 TB 1:07PM	16	17 NYY 3:35PM	18 NYY 3:35PM	19 NYY 3:35PM	20 HOU 5:10PM	21 HOU 4:10PM
22 HOU 11:10AM	23	24 OAK 7:07PM	25 OAK 7:07PM	26 HOU 7:07PM	27 HOU 7:07PM	28 HOU 6:07PM
29 HOU 12:07PM	30					



All games subject to change without notice. Times are Pacific Standard Time.



**EVERY  
ANGELS  
GAME  
LIVE ON**

**ANGELS RADIO  
AM 830**

*FOLLOW US:*



[facebook.com/  
angelsradioam830](https://facebook.com/angelsradioam830)



[@angelsradio830](https://instagram.com/@angelsradio830)



[@angelsradioklaa](https://twitter.com/@angelsradioklaa)

*LISTEN AND WATCH*

 ANGELS RADIO  
**AM 830**



***WEST***<sup>TM</sup>



HOME OF  
***ANGELS BASEBALL***