


2019 LOS ANGELES DODGERS GUIDE




BACK TO BACK
NATIONAL LEAGUE
CHAMPIONS
2017  2018


Bleeds
Blue



DON NEWCOMBE



1926-2019

Los Angeles Dodgers.



Dodger Stadium | 1000 Vin Scully Ave. | Los Angeles, CA 90012

www.Dodgers.com | [Twitter.com/Dodgers](https://twitter.com/Dodgers) | [Facebook.com/Dodgers](https://facebook.com/Dodgers) | [Instagram.com/Dodgers](https://instagram.com/Dodgers) | Snapchat: DodgersMLB

GENERAL CLUB INFORMATION

Home: Dodger Stadium (56,000)
Date Opened: April 10, 1962
Franchise Founded: Brooklyn, 1890

CONTACT INFORMATION

Fan Services: (323) 224-1507
Media Relations: (323) 224-1301
FAX: (323) 224-1459
Tickets: (866) DODGERS, www.dodgers.com
Administration: (323) 224-1500
Stadium Tours: (323) 224-1507
Merchandise: (323) 224-1334
Major League Baseball PR: (212) 931-7878

MINOR LEAGUE AFFILIATES

Triple-A Oklahoma City Dodgers (Pacific Coast)
Double-A Tulsa Drillers (Texas)
Single-A Rancho Cucamonga Quakes (California)
Single-A Great Lakes Loons (Midwest)
Rookie-level Ogden Raptors (Pioneer)
Rookie-level AZL Dodgers (Arizona)
Rookie-level DSL Dodgers (Dominican Summer)

MEDIA PARTNERS

Television: Spectrum SportsNet LA
Radio: AM 570 LA SPORTS (English)
Univision/KTNQ 1020 AM (Spanish)



WORLD CHAMPIONS (6)

1955 1959 1963 1965 1981 1988

NATIONAL LEAGUE CHAMPIONS (23)

1890 1899 1900 1916 1920 1941 1947 1949 1952 1953 1955 1956
1959 1963 1965 1966 1974 1977 1978 1981 1988 2017 2018

NL WEST CHAMPIONS (17)

1974 1977 1978 1981 1983 1985 1988 1995 2004 2008 2009
2013 2014 2015 2016 2017 2018

NL WILD CARD (2)

1996 2006

Los Angeles Dodgers.

Executives

Staff Directory	4-7
Executive Biographies	8-17

Coaches

Coaching Staff	19-23
Medical, Training & Clubhouse Staff	24-26

Players

40-Man Roster	27-153
Non-Roster Invitees	154-178

Opponents

2019 Opponents	179-188
Dodger Record vs. Each Franchise	188
Last Trade With Each Club	188

History & Records

Year-by-Year Record	190
Individual Single-Season Records	191-192
Rookie Records	192-193
Club Single-Season Records	193-194
Club Consecutive Records	194-195
Single-Game Records	195-196
Career & Single-Season Fielding Records	197
Top 10 Batting & Pitching Career	197-199
Top 10 Batting & Pitching Season	200-203
Win/Loss Breakdown 1958-2018	204
Team Totals 1958-2018	205
Yearly Batting & Pitching Leaders 1958-2018	206-209
Games Leaders by Position	209
Home Run Records	210-213
Hit Leaders	214
Streaks, Winning & Losing	215
LA Dodger Firsts	215
Scoreless Innings Streaks	216
No-Hitters, One-Hitters, Two-Hitters	216-217
Longest Games	218
Starts, Best & Worst in Club History	219
Openers, Los Angeles	220
Opening Day Lineups	220-221
Postseason Play	222-223
Award-Winning Dodgers, Gold Gloves, Silver Sluggers	224
Longest Service to Dodgers	224
Single-Season League Leaders	225-226
All-Star Selections	227
Sporting News Awards	228

Major League Baseball Awards	229
All-Time Dodger Roster	230-235
Numerical Listing, All-Time Dodgers	236-241
Trades, All-Time	242-247
This Date in Dodger History	248-254
Dodger Hall of Famers	255
Retired Numbers	256-259
International Relations	260-261
Hall of Fame	262
Last Time It Happened	263

Dodger Stadium

History	266-267
Firsts	268
Rainouts	269
Sellouts/Attendance	269-270
Campo Las Palmas	270
Camelback Ranch	271
Vero Beach	271
Spring Training Sites/Records	271

Community & LADF

Community Relations	274-275
In the Community	276
Sports and Recreation	277
Strategic Events and Fundraising	278-279

Player Development

Minor League Coaching Staffs	282
Past Champions	283
Record Book, Minor League	283
Minor League Player/Pitcher of the Year	284
All-Time First-Round Draft Picks	284
First-Year Player Draft, 2018	285
Player Listing	286-290

Media Information

Public Relations Staff	292
Media Policies	292
Broadcaster Bios	293-297
All-Time Broadcasters	298
Media Partners	298
Dodger Radio Network	298
Dodger Stadium Diagram	299
Promotional Schedule	300
2019 Schedule	301

The Dodger Family remembers...

*John Duffie
Ken Howell
Ransom Jackson Jr.
Blanca Jarrin
Nobe Kawano*

*John Kennedy
Joe Landrum
Larry Miller
Wally Moon
Ron Negray*

*Don Newcombe
Marv Rackley
Frank Robinson
Ed Roebuck
Myron White*

The 2019 Dodger Guide was published by the Los Angeles Dodgers, Inc., 1000 Vin Scully Ave., Los Angeles, CA 90012.

Copyright © 2019 by the Los Angeles Dodgers, Inc. All rights reserved. Permission to reprint or reproduce any of the enclosed material must be granted in writing by the Los Angeles Dodgers.

The 2019 Dodger Guide was written and compiled by the Dodgers' Communications Department. It is based on information available through Feb. 15, 2019.

Written/Edited/Produced By: Joe Jareck, Jon Chapper, Juan Dorado, Jesus Quinonez, Lauren Douglas, Steve Brenner, Cary Osborne, Rowan Kavner, Mark Langill, Bill Slane. Special Thanks: Ellen Harrigan, Ross Yoshida, Antonio Gandara Rivera, Major League Baseball and Elias Sports Bureau. Editors Emeritus: Josh Rawitch, John Olguin, Derrick Hall, Jay Lucas, Mike Williams, Fred Claire, Red Patterson. Website Sources: statspass.com, mlb.com, baseball-reference.com, retrosheet.org. Photography: Jon SooHoo Photography - Juan Ocampo and Jill Weisleder. Major League Baseball Photos. Design/Layout: Ross Yoshida and Brad Woodward at Ben Franklin Press, Tempe, AZ.

Executive Officers

Mark Walter	Chairman and Owner
Earvin "Magic" Johnson	Owner
Todd Boehly	Owner
Robert "Bobby" Patton, Jr.	Owner
Peter Guber	Owner
Billie Jean King	Owner
Ilana Kloss	Owner
Stan Kasten	President and CEO
Tommy Lasorda	Special Advisor to the Chairman
Andrew Friedman	President, Baseball Operations
Bob Wolfe	Executive Vice President & COO
Lon Rosen	Executive Vice President and Chief Marketing Officer
Sam Fernandez	Executive Vice President and General Counsel
Tucker Cain	President of Dodgers Business Enterprise Managing Director, Guggenheim Baseball Management
Erik Braverman	Senior Vice President, Marketing, Communications & Broadcasting
Josh Byrnes	Senior Vice President, Baseball Operations
Joe Crowley	Senior Vice President, Stadium Operations
Antonio Morici	Sr Vice President, Ticket & Premium Sales & Service
Janet Marie Smith	Sr Vice President, Planning & Development
Michael Wandell	Senior Vice President, Corporate Partnerships

Executive Office

Cheryl Rampy	Executive Assistant to President and CEO
Desiree Juarez	Administrative Assistant, EVP/CMO and CFO
Felipe Ruiz	Assistant to Tommy Lasorda

Baseball Operations

Jeff Kingston	Vice President & Assistant General Manager
Brandon Gomes	Vice President & Assistant General Manager
Ellen Harrigan	Director, Baseball Administration
Eric Potterat	Director, Specialized Performance Programs
Alex Slater	Director, Baseball Operations
Gerry Hunsicker	Senior Advisor, Baseball Operations
Pat Corrales	Special Assistant, Baseball Operations
Raul Ibanez	Special Assistant, Baseball Operations
Ryan Kalish	Special Assistant, Baseball Operations
Joel Peralta	Special Assistant, Baseball Operations
Ethan Levitt	Coordinator, Baseball Operations
Craig Weinhaus	Analyst, Baseball Operations
Michael Voltmer	Analyst, Baseball Operations
Ben Zauser	Coordinator, Baseball Analytics
Albert Gilbert	Coordinator, Baseball Contracts & Research
John Pratt	Baseball Operations
Tyrone Hall	Performance Chef
Zellie Short	Assistant, Baseball Operations
Sam Elias	Associate, Baseball Operations

Performance Science

Brandon McDaniel	Director, Ath. Dev. & Performance Science
Megan Schroeder	Manager, Performance Science
Jimmy Buffi	Sr. Analyst, Performance Science
Emilee Fragapane	Sr. Analyst, Performance Science
David Hill	Sr. Analyst, Performance Science
Will Vandenberg	Analyst, Performance Science
Jason Gilberg	Analyst, Performance Science

Research & Development

Dan Cervone	Director, Quantitative Research
Scott Powers	Director, Quantitative Analysis
Brian McBurney	Manager, Baseball Systems
John Focht	Technical Lead, Baseball Systems
Jonathan Funkhouser	Sr. Developer, Baseball Systems
Ryan Casey	Sr. Developer, Baseball Systems
Kai-Tang Chang	Developer, Baseball Systems
Drew Troxell	Sr. Data Engineer, Baseball Systems
Jake Coleman	Sr. Quantitative Analyst
Nick Kapur	Sr. Quantitative Analyst
Philip Cho	Sr. Analyst, Research & Development
Eric Weine	Quantitative Analyst
Yuji Akimoto	Quantitative Analyst
Max Weinstein	Quantitative Researcher
Chethan Reddy	Junior Data Engineer

Amateur Scouting

David Finley	Vice President, Amateur & International Scouting
Billy Gasparino	Director, Amateur Scouting
Zach Fitzpatrick	Assistant Director, Amateur Scouting
John Green	National Crosschecker
Brian Stephenson	National Crosschecker
Jon Adkins	Northeast Regional Crosschecker
Alan Matthews	Southeast Regional Crosschecker
Rob St. Julien	Midwest Regional Crosschecker
Paul Cogan	Special Advisor, Amateur Scouting
Gary Nickels	Advisor, Amateur Scouting
Jack Cressend	National Pitching Crosschecker
Zach Fitzpatrick	Coordinator, Amateur Scouting
Trey Magnuson	Coordinator, Video Scouting
Kevin Walsh	Coordinator, Amateur Scouting
Garrett Ball	Area Scout
Clint Bowers	Area Scout
Kevin Colon	Area Scout
Brian Compton	Area Scout
Luis Faccio	Part Time Scout
Heath Holliday	Area Scout
Stephen Head	Area Scout
Lon Joyce	Area Scout
Tom Kunis	Area Scout
Brian Kraft	Area Scout
Marty Lamb	Area Scout
Benny Latino	Area Scout
Brent Mayne	Area Scout
Dennis Moeller	Area Scout
Paul Murphy	Area Scout
John Pyle	Area Scout/JC Crosschecker
Jonah Rosenthal	Area Scout
Wes Sargent	Area Scout
Jeffrey Stevens	Area Scout

Pro Scouting

Galen Carr	Director, Player Personnel
Lucas Geoghegan	Coordinator, Professional Scouting
Peter Bergeron	Pro Scout
Greg Booker	Pro Scout
DJ Carrasco	Pro Scout
Franco Frias	Pro Scout
Scott Groot	Pro Scout
Bill Latham	Pro Scout
Tyodus Meadows	Pro Scout
Steve Pope	Pro Scout
Timothy Schmidt	Pro Scout
Chris Smith	Pro Scout
Matt Smith	Pro Scout
Chris Stasio	Pro Scout
Phillip Stringer	Pro Scout
Lee Tackett	Pro Scout
Les Walrond	Pro Scout
Craig Weissmann	Professional Scout
Vance Lovelace	Special Assignment Scout
Jeff McAvoy	Special Assignment Scout
Patrick O'Shea	Associate, Advance Scouting
Dawlyn Lantigua	Associate, Scouting

International Scouting

Ismael Cruz	Vice President, International Scouting
Ralph Avila	Senior Scouting Advisor, International Scouting
Roman Barinas	International Crosschecker
Brian Parker	International Crosschecker
Luis Marquez	Latin American Scouting Supervisor
Javier Camps	Coordinator, International Scouting
Clifford Nutter	Scouting Supervisor, Venezuela & Central America
Matthew Doppelt	Coordinator of Analytics
Andre Park	Coordinator, International Player Personnel
Mike Tosar	Special Assignment Scout, Latin America
Jon Deeble	Director, Pacific Rim
Allen Lin	Assistant Director, Pacific Rim
Laiky Uribe	Coordinator, Dominican Republic
Miguel Orozco	Colombia
Rolando Chirino	Curacao

Moises Alou	Dominican Republic
Jonathan Genao	Dominican Republic
Elvio Jimenez	Dominican Republic
Manelik Pimentel	Dominican Republic
Domingo Toribio	Dominican Republic
Felvin Veloz	Dominican Republic
Dunior Zepa	Dominican Republic
Nestor Perez	Europe
Yogo Suzuki	Japan
Simon Kim	Korea
Mike Brito	Mexico
Juvenal Soto	Mexico
Andres Simancas	Mexico & Nicaragua
Carlos Gonzalez	Panama
Rafael Arcila	Venezuela
Paul Brazon	Venezuela
Jose Briceno	Venezuela
Leon Canelon	Venezuela
Jean Castro	Venezuela
Cristian Guzman	Venezuela
Oswaldo Villalobos	Venezuela

Major League Staff

Dave Roberts	Manager
Bob Geren	Bench Coach
Rick Honeycutt	Pitching Coach
Robert Van Scoyoc	Hitting Coach
George Lombard	First Base Coach
Dino Ebel	Third Base Coach
Mark Prior	Bullpen Coach
Brant Brown	Hitting Strategist
Aaron Bates	Assistant Hitting Coach
Chris Gimenez	Game Planning Coach
Steve Cilladi	Bullpen Catcher
Jonathan Langley	Bullpen Catcher
Jonathan Rhymes	Major League Video/Replay Coordinator
Chad Chop	Major League Video/Replay Coordinator

Major League Clubhouse Staff

Scott Akasaki	Director, Team Travel
Alex Torres	Manager, Home Clubhouse
Mitch Poole	Manager, Visiting Clubhouse
Jerry Turner	Manager, Umpires' Room
Jose Castillo	Assistant Manager, Home Clubhouse
Takuro Iwamoto	Interpreter
Bryan Lee	Interpreter

Medical Staff

Ron Porterfield	Director of Player Health
Neil Rampe	Head Athletic Trainer
Brandon McDaniel	Strength & Conditioning Coach
Travis Smith	Assistant Strength & Conditioning Coach
Andrew Hauser	Assistant Athletic Trainer
Thomas Albert	Assistant Athletic Trainer
Yosuke Nakajima	Massage Therapist
Johnathan Erb	Physical Therapist
Andrew Otovic	Coordinator, Medical & Billing
Dr. Neal ElAttrache	Head Team Physician
Dr. Mary Gendy	Team Physician
Dr. John Itamura	Team Physician
Dr. John Plosay	Team Physician
Dr. Scott Takano	Team Physician
Dr. David Wallis	Team Physician

Player Development

William Rhymes	Director, Player Development
Duncan Webb	Director, Baseball Resources
Charlie Hough	Special Assistant, Player Development
Emmanuel Buriss	Special Assistant, Player Development
Placido Polanco	Special Assistant, Player Development
Adriana Urzua	Manager, Minor League Administration
Drew MacPhail	Coordinator, Player Development
Eric Jordan	Assistant, Player Development
Bill Haselman	Managers Coordinator
Kremlin Martinez	Latin American Pitching Coordinator

Brent Minta	Assistant, Pitching Department
Clayton McCullough	Field Coordinator
Jose Vizzaino	Special Instructor, Infield
Ryan Sienko	Coordinator, Catching
Chris Antariksa	Hitting Instructor
Lou Iannotti	Assistant, Hitting Department
Shaun Larkin	Coordinator, Skills Development
Joe Harrington	Coordinator, International Operations
Will Nolden	Coach, International Operations
Don Alexander	Coordinator, Pitching Logistics
Gabe Ribas	Coordinator, Pitching Performance
Colt Hynes	Pitching Rehab Coordinator
Tarrick Brock	Coordinator, Outfield/Baserunning
Brian Stoneberg	Coordinator, Performance
Kevin Orloski	Coordinator, Minor League Medical
Eric Yavarone	Coordinator, Amateur Performance
Kaitlyn Weiss	Sports Science Coordinator
Carl Kochan	Latin American Coordinator
Ryan Yoshida	Minor League Physical Therapist
James Southard	Asst. Minor League Medical Coordinator
AJ LaLonde	Strong Mind Program Coordinator
Melissa Lambert	Strong Mind EAP Coach
Leo Ruiz	Strong Mind Cultural Coordinator
Craig Wallenbrock	Hitting Instructor
Nate Fish	Coach, International Operations
James Weilbrenner	Assistant, Player Development
Lee Tackett	Coordinator, Minor League Video
Charles Wagner	Assistant, Minor League Video
Dean Kim	Interpreter, Player Development
Maury Willis	Instructor, Roving Base Running

Triple-A Oklahoma City

Travis Barbary	Manager, Oklahoma City
Bill Simas	Pitching Coach, Oklahoma City
Scott Coolbaugh	Hitting Coach, Oklahoma City
Jeremy Rodriguez	Coach, Oklahoma City
Will Ireton	Development Coach, Oklahoma City
Tyler Norton	Performance Coach, Oklahoma City
Shawn McDermott	Athletic Trainer, Oklahoma City
Victor Scarpone	Asst. Ath. Trainer, Oklahoma City

Double-A Tulsa

Scott Hennessey	Manager, Tulsa
Dave Borkowski	Pitching Coach, Tulsa
Adam Melhuse	Hitting Coach, Tulsa
Pedro Montero	Coach, Tulsa
Shaun Alexander	Performance Coach, Tulsa
Garrett Lloyd	Development Coach, Tulsa
Kalie Swain	Athletic Trainer, Tulsa

Single-A Rancho Cucamonga

Mark Kertenian	Manager, Rancho Cucamonga
Conner McGuinness	Pitching Coach, Rancho Cucamonga
Dustin Kelly	Hitting Coach, Rancho Cucamonga
Elian Herrera	Coach, Rancho Cucamonga
Noah Huff	Performance Coach, Rancho Cucamonga
Tyler Duncan	Development Coach, Rancho Cucamonga
Yuya Mukaihara	Athletic Trainer, Rancho Cucamonga

Single-A Great Lakes

John Shoemaker	Manager, Great Lakes
Luis Meza	Pitching Coach, Great Lakes
Justin Viele	Hitting Coach, Great Lakes
Jason Bourgeois	Coach, Great Lakes
Ryan Dennick	Development Coach, Great Lakes
Gage Crosgrove	Performance Coach, Great Lakes
Jesse Guffey	Athletic Trainer, Great Lakes

Rookie-advanced Ogden

Austin Chubb	Manager, Ogden
Dean Stiles	Pitching Coach, Ogden
Seth Connor	Hitting Coach, Ogden
Cordell Hipolito	Coach, Ogden
Chase Aldridge	Development Coach, Ogden
Daniel Hayes	Performance Coach, Ogden
Chelsea Willette	Athletic Trainer, Ogden

Rookie-level AZL Dodgers

Jair Fernandez	Manager, AZL Dodgers
Daniel Dorn	Manager, AZL Dodgers
Stephanos Stroop	Pitching Coach, AZL Dodgers
Bobby Cuellar	Pitching Coach, AZL Dodgers
Jarek Cunningham	Hitting Coach, AZL Dodgers
Keith Beauregard	Hitting Coach, AZL Dodgers
Tony Cappuccilli	Coach, AZL Dodgers
Chris Gutierrez	Coach, AZL Dodgers
Jacob Jelmini	Athletic Trainer, AZL Dodgers
Chris McNeely	Athletic Trainer, AZL Dodgers
Thomas Gentile	Performance Coach, AZL Dodgers
Roberto Fajardo	Performance Coach, AZL Dodgers
Andres Urbina	Development Coach, AZL Dodgers

Rookie-level DSL Dodgers

Fumi Ishibashi	Manager, DSL Dodgers
Keyter Collado	Manager, DSL Dodgers
Roberto Giron	Pitching Coach, DSL Dodgers
Ramon Troncoso	Pitching Coach, DSL Dodgers
Sergio Mendez	Hitting Coach, DSL Dodgers
Johermyn Chaves	Hitting Coach, DSL Dodgers
Antonio Bautista	Coach, DSL Dodgers
Dunior Zerpa	Coach, DSL Dodgers
Pedro Mega	Coach, DSL Dodgers
Humberto Miranda	Hitting Coordinator, DSL Dodgers
Allison Wood	Athletic Trainer, DSL Dodgers
Jorge Gonzalez	Associate, Athletic Trainer, DSL Dodgers
Frank Batista	Performance Coach, DSL Dodgers
Rafael Sepulveda	Performance Coach, DSL Dodgers

Camelback Ranch

Matt McGrath	Assistant Director, Minor League Operations
Melissa Reyes	Manager, Arizona Operations
Matt Peabody	Assistant, Arizona Operations
Troy Timney	Minor League Equipment Manager
Steve Moravecek	Assistant, Minor League Equipment

Campo Las Palmas

Jesus Negrette	Senior Facility Manager, Campo Las Palmas
Marian Vasquez	Manager, Campo Las Palmas
Bruce Chen	Latin American Field Coordinator
Kremlin Martinez	Latin American Pitching Coordinator
Carl Kochan	Latin America Performance Coordinator
Julio Martinez	Equipment Manager, CLP

Business Development & Analytics

Royce Cohen	Vice President, Business Development and Analytics
Gabriel Gershenfeld	Director, Business Development
Michael Spetner	Director, Business Analytics
Jimmy Morrow	Manager, Business Data Systems
Claire Miller	Manager, Fan Development
Kevin Liu	Manager, Business Development & Analytics
Shayan Masooman	Coordinator, Business Data Systems

Community Relations

Naomi Rodriguez	VP, External Affairs & Community Relations
Patricia Sanders	Senior Manager, Government & Community Affairs
Erika Sanchez	Coordinator, Community & Government Relations
Eamon McOsker	Coordinator, Community Relations
Noelle Bailey	Coordinator, Community Relations
Karla Maynez	Assistant, Community Relations
"Sweet" Lou Johnson	Alumni Association
Manny Mota	Alumni Association
Steve Yeager	Alumni Association

Finance And Accounting

Eric Hernandez	Vice President, Finance
Gregory Buonaccorsi	Sr. Director, Financial Planning and Analysis
Lisa McShane	Director, Purchasing
Sara Curran	Controller
Amy Perez	Purchasing Agent
Dalet Gomez	Manager, Accounts Payable
Stephanie Acosta	Supervisor, Accounts Payable
Chad Luebke	Supervisor, Accounting

Angelica Romero	Manager, Payroll
Karina Pineda	Coordinator, Accounts Payable
Nicki Jacobucci	Staff Accountant
Max Charnas	Financial Analyst
Rebecca Alvarez	Payroll Coordinator
Jocelyne Alva	Ticket Accountant

Human Resources

Leonor Romero	Senior Director, Human Resources
Michelle Darringer	Risk Manager
Denise Ortega	Senior Manager, Human Resources
Irma Duenas	Coordinator, Human Resources
Sabrina Gallardo	Human Resources Coordinator
Lucy Valdez	Receptionist
Dolores Buonauro	Receptionist

Information Technology

Ralph Esquibel	Vice President, Information Technology
Debra Jorgensen	IT, Infrastructure Architect
Hisayo Yoshiike	IT, Operations Director
Stephen Wong	IT, Senior Application Developer
Edwin Alvarado	IT, System Administrator
Edgar Vega Castro	IT, Infrastructure Manager
Alex Romero	IT, Service Desk Manager
Christian Gallardo	IT, CRM Developer
Mathew Doan	IT, Desktop Technician
Gabriela Marquez	IT, Business Administrator
Britney D'Amato	Desktop Technician
Alvin Yang	Infrastructure Administrator

Legal

Chad Gunderson	Senior Counsel
Debra Welsford	Administrative Assistant, Legal

Marketing, Communications & Broadcasting

Joe Jareck	Senior Director, Public Relations
Shelley Wagner	Sr. Director, Marketing, Advertising & Promotions
Tom Darin	Senior Director, Broadcast Engineering
Greg Taylor	Executive Producer, LAD Productions
Ross Yoshida	Sr. Director, Graphic Design
Jon Chapper	Assistant Director, Public Relations
Mark Langill	Team Historian
Efren Meza	Spanish Radio Producer/Engineer
Duane McDonald	English Radio Producer/Engineer
Kevin Cook	Senior Motion Graphics Designer
Erick Vazquez	Senior Video Producer/Editor
Marty Messer	Game Day Producer/Editor
Nancy Morataya	Manager, Advertising, Production & Broadcast
Jon SooHoo	Manager, Photography
Juan Dorado	Manager, Public Relations
Jesus Quinonez	Manager, Public Relations
Lauren Douglas	Coordinator, Public Relations
Steve Brener	Public Relations Consultant
Rowan Kavner	Editor, Print and Digital Content
Sue Jo	Coordinator, Social Media
Desiree Juarez	Coordinator, Entertainment
Cat Belanger	Coordinator, Entertainment
Steve Moss	Coordinator, Digital Marketing, Promotions & Broadcast
Cary Osborne	Coordinator, Digital and Print Media
Rena Troidahl	Coordinator, Marketing and Promotions
Antonio Gandara Rivera	Senior Coordinator, Graphic Design
Jayne Rosenstock	Junior Coordinator, Graphic Design
Mario Toledo	Junior Motions Graphic Artist
Michael Levy	Producer
Shannon Lane	Production Coordinator
Juan Ocampo	Photographer
Brendan McKendry	Administrative Assistant, Marketing

Merchandise

Allister Annear	Vice President, Merchandising and Retail
Veronica Huerta	Director, Retail Operations
Leticia Pedro	Senior Retail Operations Manager
Pedro Avila	Senior Warehouse Manager
Lilia Cuevas	Manager, Merchandising
Kimberly Razo	Asst. Manager, Visual Merchandising
Jeanine Flores	Manager, Retail Operations
Michael Reyes	Asst. Manager, Warehouse

Global Partnership Sales & Services

Matthew Grable Senior Director, Marketing Solutions
Jenny Oh Senior Director, Partnership Administration
Corey Schimmel Director, Partnership Services
Kristen Jareck Assistant Director, Partnership Services
Brett McGrew Sr. Manager, Global Partnerships
Yayoi Sato Manager, International Partnerships
Michael Freedman Coordinator, Marketing Solutions
Gabrielle Valerio Coordinator, Partnership Services

Planning & Development

Derek O'Hara Manager, Planning & Development
Daniel Fetcho Design Manager
Tahlor Cleveland Coordinator, Planning & Development
Emily Walthouse Project Supervisor

Premium Seating/Services

Craig Sindici Senior Director, Premium Sales & Service
Bobby Mayorga Senior Manager, Premium Sales
James Burns Senior Account Executive, Premium Sales
Kyle Hart Senior Account Executive, Premium Sales
Jason Campbell Account Executive, Premium Sales
Justine Woerner Manager, Premium Services
Patricia Romero Supervisor, Premium Services

Security

Shahram Ariane Vice President, Security and Guest Services
Brian Kealey Manager, Security
Steven Cohen Assistant Manager, Security & Guest Services
Rose Cohen Assistant Manager, Security & Guest Services
Nico D'Amato Assistant Manager, Security & Guest Services
Bryan Woo Assistant Manager, Security & Guest Services
Cindy Carrasco Executive Assistant, Security
Anthony Adams Security Officer
Vincent Alvarado Security Officer
George Castro Security Officer
Brianna Coberly Security Officer
Faifai Del Campo Security Officer
Thomas Garcia Security Officer
Manny Guantez Security Officer
Gary Hedman Security Officer
Eduardo Torres Security Officer

Stadium Operations

David Edford Director, Facilities
Hugh Gallagher Director, Food Service Operation
Jordan Lorenz Director, Turf and Grounds
Patrick O'Donnell Manager, Fan Services
Burnie Neal Manager, Ushers and Ticket Takers
Arnold Douglass Manager, Transportation
Chaz Perea Manager, Landscape
Kristi Schaffter Manager, Special Event Sales
Brandi Trevino Manager, Stadium Operations Administration
Kayla Rodiger Supervisor, Tours and Special Events
Justin Patenaude Supervisor, Grounds Crew
Monica Saavedra Administrative Assistant, Stadium Operations
George Barajas Mailroom and Office Services Assistant
Brian Garcia Assistant, Stadium Operations
David D'Auteuil Assitant, Stadium Operations
Kevin Waters Utility Maintenance
Julio Alveno Painter

Mike Aguirre Mechanic
Doug Potter Plumber
Blake Janesky Receiving Clerk
Mike Jones Electrician
Ryan Cowan Grounds Crew
Frank Torres Grounds Crew
Jesus Calvario Gardener
Ignacio Carrillo Gardener
Freddy Cortez Gardener
Jose Perez Sr. Gardener
Petronilo Serna Gardener
Jose Portillo Gardener
Jose Sandoval Gardener
Octaviano Suarez-Tapia Gardener

Ticket Operations

Seth Bluman Vice President, Ticket Operations
Aaron Dubner Director, Ticket Operations
Dan Gilmore Manager, Ticket Operations
Steven Zymkowitz Manager, Ticket Operations
Justin Fallon Supervisor, Ticket Operations
Kevin Baker Coordinator, Ticket Operations
Jennifer Romero Coordinator, Ticket Operations
John Mullen Box Office Manager
Sylvia Astorga Box Office Staff
Robin Waldron Box Office Staff

Ticket Sales

Wade Graf Executive Director, Ticket Sales & Services
Allen Jaber Director, New Business Development
Ashley Galbraith Director, Season Ticket Account Services
Patrick Simon Director, Inside Sales
Britni Howze Sr. Manager, Inside Sales
Sammy Park Supervisor, Group Sales
Bryan Schiefelbein Account Executive, Group Sales
Bryce Ely Account Executive, Group Sales
Daniella Baltazar Account Executive, Group Sales
Michaela Reynolds Account Executive, New Business Dev.
Andrew Vallejo Account Executive, Season Sales
Gerson Pineda Account Executive, Season Sales
Kaitlin Radcliff Account Executive, Season Sales
Luke Willon Account Executive, New Business Development
Kaitlyn Cozens Account Executive, Season Sales
Logan Elder Account Executive, Season Sales
Dylan Helme Account Executive, Season Sales
Thomas Massari Account Executive, Season Sales
Zoe Harmon Account Executive, Season Sales

Game Day Personnel

Dieter Ruehle Organizer
Todd Leitz Public Address Announcer

Los Angeles Dodgers Foundation

Nichol Whiteman CEO, LADF
Chaitali Gala Mehta COO, LADF
Tiffany Rubin Director, Youth Programs
Erin Edwards Manager, Operations and Marketing
James Lopez Manager, Strategy & Impact
Nikki Garcia Supervisor, In-Stadium Fundraising
John Muto Coordinator, Youth Programs



Mark R. Walter

Owner & Chairman

Mark Walter is the chairman and controlling owner of the Los Angeles Dodgers, and an investor, conservationist and social-justice advocate. He also leads the Los Angeles Dodgers Foundation.

Walter and his wife, Kimbra, invest the vast majority of their wealth in philanthropic causes, primarily those focused on social justice; closing the “opportunity gap” for low-income youth; and saving endangered species and preserving wild places.

Their sponsored education programs include: Chicago Beyond, OneGoal, and the Academy Group.

The Walters also own White Oak Conservation, a 17,000-acre animal refuge in Florida, and wildlife preserves in Africa, where they are funding global efforts to protect endangered species from poachers and habitat loss.

Walter is a trustee of the Solomon R. Guggenheim Foundation, Northwestern University, and the Field Museum of Natural History.

He leads businesses in areas that include sports, media and entertainment, financial services, insurance, franchises, energy, infrastructure, and real estate.



Earvin “Magic” Johnson

Owner

Earvin “Magic” Johnson is the Chairman and Chief Executive Officer of Magic Johnson Enterprises, an investment conglomerate valued at an estimated \$1 billion dollars. Since retiring from the NBA over 20 years ago, the legendary basketball star has morphed into a business powerhouse who has dedicated his life to leaving a positive impact in underserved urban communities. Having left the basketball court for the boardroom, Johnson parlayed the skills and tenacity he acquired on the court into a winning formula for his successful business ventures. With his continued love of basketball, Johnson is utilizing those same skills and winning spirit in his role as the

President of Basketball Operations for the Los Angeles Lakers, working closely with ownership throughout all areas of the franchise.

For the last two decades Johnson has consistently turned heads with his unprecedented partnerships. In his early years as an entrepreneur, he forged an alliance with Sony Pictures to develop Magic Johnson Theatres. In 1998, he teamed with Starbucks to become the only franchisee in the history of the company, acquiring and eventually selling 125 stores in a lucrative move which further solidified his position in the business world. Both ventures served as catalysts for redevelopment in urban communities, and are widely recognized as the corporate blueprint for engagement and success with urban consumers across America.

Still a commanding presence in the sports world, he made history in 2012 when he became co-owner of the Los Angeles Dodgers. He also co-owns the Los Angeles Sparks of the WNBA and Major League Soccer’s Los Angeles Football Club.

Johnson continues to expand his influence through a number of other investments. He currently has controlling interests in EquiTrust, a \$17 billion financial services company, ASPIRE, an African-American television network, and SodexoMAGIC, a food service and facilities management company.

The Lansing native is constantly evolving and remaining relevant in a dynamic digital age by broadening his scope into infrastructure and technology. Through a newly formed fund, Johnson is investing millions of dollars on infrastructure improvement in the United States. Operating under the philosophy that true success is making others successful, he is one of the leading investors in a number of minority-owned tech companies that include Uncharted Power, a company that uses their renewable kinetic energy solutions to generate clean, consistent, and cost-efficient power for communities, facilities, and the Internet of Things; ShotTracker, a company that makes wearable technology for basketball players that helps track player and ball movement; Jopwell, a diversity and hiring recruiting platform; Walker & Co Brands, a company that develops health and beauty products for people of color; and MiTú, the Latino-fueled media brand and digital network that connects thousands of Latin content creators with viewers around the world. He is deliberate in his investment strategy to bring positive impact to the community.

Johnson proudly serves as Chairman and Founder of the Magic Johnson Foundation, who has awarded over \$21 million in grants – cash and technology hardware/software – and made a positive impact in the lives of over 500K individuals through various program and social efforts. The Taylor Michaels Scholarship Program has graduated over 435 students, the HIV/AIDS initiatives have tested over 40K individuals, and 15 Community Empowerment Centers have provided technology access to over 260K individuals. Remaining true to his humble Lansing beginnings, he is unwaveringly dedicated to working with major corporations and partners to bring jobs and high quality products and services to underserved communities.



Todd Boehly

Owner

Todd Boehly is an owner of the Los Angeles Dodgers and the Chairman, CEO and controlling shareholder of Eldridge Industries, a private investment firm that operates a portfolio of diversified businesses across several industries.

Prior to founding Eldridge, Boehly was the President of Guggenheim Partners, where he launched their credit investing business and later assumed responsibilities for the asset management business. Boehly received his B.B.A. from the College of William & Mary and studied at the London School of Economics.

In addition to being the Chairman and CEO of Eldridge, Boehly is a member of the Cain International Board, and serves as a trustee or board member of several other organizations. He is an owner of the Los Angeles Sparks.



Robert (Bobby) L. Patton, Jr.

Owner

Bobby Patton is a partner of Guggenheim Baseball Management and became part owner of the Los Angeles Dodgers on April 30, 2012. Patton principally operates oil and gas properties in Texas and Kansas and has additional investments in many other sectors, including ranching and insurance. He serves on the Board of Security Benefit Corporation and the Advisory Council of the University of Texas College of Liberal Arts. He also serves as the tournament chairman of the Dean & Deluca Invitational PGA Tour event at Colonial Country Club in Fort Worth, Texas. Patton received a B.B.A. from

the University of Texas as well as a J.D. from St. Mary's University and LLM from Southern Methodist University. Patton resides in Fort Worth, where he was born and raised.



Peter Guber

Owner

Peter Guber is a partner of Guggenheim Baseball Management and became co-owner of the Los Angeles Dodgers on April 30, 2012. He is also chairman and CEO of Mandalay Entertainment Group, a multimedia entertainment vehicle in motion pictures, television, sports, sports entertainment, and digital media. Peter produced or executive produced (personally or through his companies) films that garnered five Best Picture Academy Award nominations (winning for Rain Man) and box office hits that include The Color Purple, Midnight Express, Batman, Flashdance, The Kids Are All Right and

Soul Surfer.

Guber is an Owner and Co-Executive Chairman of the NBA Champion Golden State Warriors and an Owner and Executive Chairman of Major League Soccer's Los Angeles Football Club (LAFC). His Mandalay Baseball LLC is a co-owner with the Dodgers of the Triple-A Oklahoma City Dodgers. He is Co-Executive Chairman of the e-sports ownership group, aXiomatic, which purchased the controlling interest in Team Liquid. He is a full professor at UCLA.

Guber is a noted author with works including Shootout: Surviving Fame and (Mis)Fortune in Hollywood, which became a seven-year television series on AMC which he hosted. He wrote the cover article for the Harvard Business Review titled, The Four Truths of the Storyteller. His most recent business book, Tell to Win, became an instant #1 New York Times bestseller.

Guber earned a B.A. degree from Syracuse University, and J.D. and LLM degrees from New York University.



Billie Jean King

Owner

Billie Jean King joined the Dodger ownership group in 2018, adding to her sports ownership portfolio which also includes a stake in the WNBA's Los Angeles Sparks and more than four decades of involvement with World TeamTennis at both the league and team levels. King and her partner Ilana Kloss co-founded the Billie Jean King Leadership Initiative, which promotes equality and inclusion in the workplace. King founded both the Women's Tennis Association and the Women's Sports Foundation.

Named one of the "100 Most Important Americans of the 20th Century" by Life magazine and a 2009 recipient of the Presidential Medal of Freedom, King was elected to the International Tennis Hall of Fame in 1987 after a professional career in which she won 39 Grand Slam singles, doubles and mixed doubles titles, including a record 20 Wimbledon championships. In 2006, she became the first woman to have a major sports venue named in her honor when the USTA National Tennis Center, home of the US Open Tennis Championships in Flushing, N.Y., was renamed the USTA Billie Jean King National Tennis Center in recognition of her accomplishments on and off the court. She was also the subject of Fox Searchlight's critically acclaimed 2017 film, *Battle of the Sexes*, which depicts the cultural and social impact of her groundbreaking match against Bobby Riggs.

King's Los Angeles and baseball ties date to her childhood in Long Beach, where she grew up playing youth basketball and softball before taking up tennis at age 11. She graduated from Long Beach Polytechnic High School and also attended California State University, Los Angeles from 1961-64. King's younger brother, Randy Moffitt, pitched in 12 Major League seasons with the Giants, Astros and Blue Jays from 1972-83.



Ilana Kloss

Owner

Ilana Kloss joined the Dodger ownership group in 2018 along with her longtime partner Billie Jean King. Kloss is the managing partner of Billie Jean King Enterprises and the former CEO and Commissioner of World TeamTennis. A former No. 1 doubles player and U.S. Open doubles champion, she is a member of both the National and International Jewish Sports Hall of Fame. Kloss, a native of South Africa, serves on the executive board of the Tennis Industry Association and was named the Sports Businesswoman of the Year by the Warsaw Sports Marketing Center in 2007.

Kloss' sports ownership portfolio also includes a stake in the WNBA's Los Angeles Sparks and the Philadelphia Freedoms of World TeamTennis. She is the co-founder of the Billie Jean King Leadership Initiative, which promotes equality and inclusion in the workplace. Kloss is a founding board member of the Elton John AIDS Foundation and serves on the executive committee of the Women's Sports Foundation.

A History Of Dodger Ownership

1890	Ferdinand Abell and Charles Byrne	1944	Walter O'Malley, Branch Rickey and John Smith buy Ed McKeever's family trust shares
1891	Abell, Byrne and George Chauncey	1945	O'Malley, Rickey and Smith buy Ebbets' family trust shares. Each now owns 25 percent with the Mulveys owning the other 25 percent
1897	Abell and Byrne buy out Chauncey and Charles Ebbets	1950	O'Malley buys out Rickey
1898	Abell and Ebbets buy Byrne's shares who passed away in 1897	1958	O'Malley buys out Smith's widow
1899	Harry Von der Horst and Ned Hanlon merge the Baltimore Orioles with the Dodgers, receiving a 49.6 percent share of the team	1975	O'Malley buys out the Mulveys, giving him sole ownership
1905	Ebbets and Henry Medicus buy Von der Horst's shares	1979	O'Malley dies and leaves team to his son Peter and daughter Terry Seidler
1907	Ebbets and Medicus buy out Abell and Hanlon	1997	O'Malley and Seidler sell team to News Corp.
1912	Ebbets and Ed and Steve McKeever buy out Medicus	2004	News Corp. sells team to Frank McCourt
1925	Ebbets dies and leaves shares to family trust; Ed McKeever dies 11 days later, leaving his shares to another family trust	2012	McCourt sells team to Guggenheim Baseball Management with chairman Mark Walter (sale completed on April 30)
1938	Steve McKeever dies, leaving his shares to his daughter Dearie and her husband, James Mulvey		



Stan Kasten

President & CEO

For four decades, Stan Kasten has been a highly respected sports figure and developed a reputation for creating winning franchises, relying on three pillars – scouting and player development, enhancing the fan experience and community outreach – to establish franchises built for long-term success on and off the field.

That track record has continued during his tenure with the Dodgers, where the club has reached back-to-back World Series and won six consecutive NL West titles, doing so for the first time in franchise history. Since Kasten became the Dodgers' President and CEO on April 30, 2012, the team has topped the Majors in attendance in each of his

full seasons at the helm while continuously making improvements to Dodger Stadium to keep the league's third-oldest stadium among the best facilities in baseball. The franchise's unprecedented success under Kasten led Major League Baseball to award the Dodgers the 2020 All-Star Game, bringing the league's jewel event back to Los Angeles for the first time since 1980.

Kasten has been a member of numerous MLB, NBA and NHL ownership committees during his professional career and is also a former trustee of the Naismith Basketball Hall of Fame. In 1999, Kasten became the first sports figure to hold the title of president of three different teams in three different major sports simultaneously, doing so with MLB's Atlanta Braves, the NBA's Atlanta Hawks and the NHL's Atlanta Thrashers.

In 1979, at age 27, Kasten became the youngest general manager in NBA history with the Hawks, a position he held until 1990. Kasten became the Hawks' president in 1986. During his lengthy tenure in the Hawks' front office, Kasten built the Hawks into a perennial contender, including four consecutive 50-win seasons from 1986-89 and a stretch of seven consecutive playoff appearances in the 1990's, and became the first – and only – NBA executive to win back-to-back Executive of the Year awards in 1986-87.

Kasten also became president of the Braves in 1986. From 1987-2003, the Braves won more games than any other team in MLB and won 14 consecutive division titles (1991-2005), five National League pennants and the 1995 World Series.

In 1999, when the NHL awarded Atlanta an expansion team, Kasten added the title of president of the Thrashers, as well as chairman of the newly constructed Philips Arena. Kasten held all three positions until 2003, when he stepped down.

Prior to joining the Dodgers, Kasten was president of the Washington Nationals from 2006-10, where he worked to re-energize a dormant baseball fan base and simultaneously established a crown jewel franchise in Washington, D.C.

Kasten, the Los Angeles Sports Council's 2013 Executive of the Year, is on the board of directors for the LA84 Foundation as well as LA2028, the group organizing 2028 Los Angeles Olympic and Paralympic Games.

A native of Lakewood, N.J., Kasten is a graduate of New York University and Columbia University Law School. Kasten and his wife, Helen, have four children: Alana, Corey, Sherry and Jay.



Tommy Lasorda

Special Advisor to the Chairman

Regarded by many as baseball's most popular ambassador, Tommy Lasorda begins his 70th season in the Dodger organization, having served as a player, scout, manager and front office executive with the club and entering his 13th year in his current role as Special Advisor to the Chairman. At the age of 91, Lasorda continues to be an ambassador for not only the Dodgers, but the game of baseball, making countless appearances for charities, community groups and military personnel each year.

Lasorda compiled a 1,599-1,439 record and won two World Championships, four National League pennants and seven division titles in an extraordinary 20-year career as the Dodgers' manager from 1977-96, earning honors as the Associated Press Manager of the Year in 1977 and 1981 and taking home the MLB award in its first year of existence in 1983 and again in 1988. After retiring as manager, he immediately joined the team's front office, where he briefly served as the Dodgers' interim General Manager in 1998. In 1997, Lasorda was elected to the National Baseball Hall of Fame and the Dodgers retired his uniform number (2) on Aug. 15 that year. Lasorda returned to the dugout to manage the 2000 Team USA Olympic baseball team and led the underdog team to the gold medal in Sydney, Australia.

Prior to his stint as Dodger manager, Lasorda spent four seasons in Los Angeles on Walter Alston's coaching staff from 1973-76. He also managed in the Dodgers' minor league system from 1965-72 and served four years as a Dodger scout after retiring as a player following the 1960 season. Lasorda compiled an 0-4 record and 6.52 ERA as a left-handed pitcher in parts of three Major League seasons with the Brooklyn Dodgers (1954-55) and Kansas City Athletics (1956). In all, he spent 14 seasons in the minor leagues from 1945-60 and he served two years in the military from 1946-47.

Even after his time in uniform, Lasorda has continued to make an impact in the Los Angeles and worldwide baseball community. His efforts to spread the gospel of baseball have been felt with the continued globalization of the game and recognized when then-Commissioner Allan H. (Bud) Selig appointed him as the Official Ambassador of the inaugural World Baseball Classic in 2006, and again in 2009. Lasorda has been a spokesperson for the American Heart Association and regularly visits patients at the Tom Lasorda Heart Institute at Centinela Hospital Medical Center in Inglewood, CA (opened in 2000), and is also an official spokesperson for the Prostate Cancer Foundation.

Lasorda has co-authored two books, *I Live For This* (2009) and *The Artful Dodger* (1985).

Lasorda and his wife, Jo, reside in Fullerton, CA, and will celebrate their 69th wedding anniversary on April 14, 2019. They are also the proud grandparents of Emily, the child of their daughter, Laura Lasorda.



Andrew Friedman

President, Baseball Operations

Andrew Friedman enters his fifth season as the Dodgers' President of Baseball Operations after being named to the post on October 14, 2014.

Under Friedman's leadership, the Dodgers have won four straight divisional titles since 2015 (six in a row overall), while advancing to the National League Championship Series in 2016 and winning back-to-back NL pennants in 2017-18. The club's .584 winning percentage (379-270) under

Friedman is the second-best in baseball since 2015, behind only the Cubs (.597).

During his time with the Dodgers, Friedman has overseen the development of one of baseball's top-ranked farm systems, positioning the organization for the long-term success, and also reorganized and built out the team's front office. Baseball America recognized these efforts by naming the Dodgers as its 2017 Organization of the Year, honoring the team for its success from top to bottom.

Friedman previously served as Executive Vice President of Baseball Operations of the Tampa Bay Rays where, despite overseeing one of the league's lowest payrolls, he led the Rays to four postseason appearances, including two division titles (2008, 2010), in nine seasons from 2006-14. During Friedman's time in Tampa Bay, the Rays posted the franchise's first winning season and won the American League pennant in 2008, when he was named Sporting News' Executive of the Year. After finishing below .500 in each of their first 10 years of existence, the Rays finished above the .500 mark in six consecutive seasons under Friedman from 2008-13. Friedman joined the Rays in 2004 and spent two years serving as director of baseball development.

Prior to his career in baseball, Friedman was an analyst for two years with New York City-based investment firm Bear, Stearns & Co., Inc., and spent three years as an associate for the private equity firm MidMark Capital.

Friedman received a baseball scholarship to Tulane University, where he played outfield for the Green Wave

and graduated with a bachelor of science in management with a concentration in finance.

Friedman and his wife, Robin, have two sons, Ethan and Zachary, and a daughter, Sadie.

Los Angeles GM/Pres. Of BB OPS

GM/Pres. of BB OPS	Years
E.J. "Buzzie" Bavasi	1958-68
Fresco Thompson	1968
Al Campanis	1968-1987
Fred Claire	1987-98
Tommy Lasorda (Interim)	1998
Kevin Malone	1998-2001
Dave Wallace (Interim)	2001
Dan Evans	2001-2004
Paul DePodesta	2004-2005
Ned Colletti	2005-2014
Andrew Friedman	2014-



Bob Wolfe

Executive Vice President & Chief Operating Officer

Long-time baseball executive Bob Wolfe enters his eighth year with the Dodgers and first season as the club's Chief Operating Officer after joining the club as executive vice president on June 7, 2012. In his new role, Wolfe will continue to be the team's liaison to MLB on a variety of matters, including scheduling and planning the 2020 All-Star Game, while also being responsible for carrying out the club's day-to-day business operations and

creating organization-wide operating strategies. Wolfe's expertise in baseball and facility management includes stadium development and operations, finance and administration, sales and marketing, and food and retail services.

In Los Angeles, Wolfe rejoined Dodger President and CEO Stan Kasten with whom he teamed with at the Atlanta Braves and Washington Nationals, where he served as executive vice president from 2006-11. Prior to that, he worked in various capacities with the Braves and NBA's Atlanta Hawks for more than 20 years, including serving as Braves' senior vice president of administration from 1992-2003. After working in the Braves' accounting department from 1980-84, Wolfe accepted a position as Hawks business manager in 1985 and was promoted to the role of vice president in 1988.

Wolfe and his wife, Kelly Koelker, and their daughter, Ellery, live in Pasadena.



Lon Rosen

Executive Vice President & Chief Marketing Officer

One of the foremost executives in the sports and entertainment industry, Lon Rosen has directed the Dodger organization's marketing, sales and broadcasting initiatives as their executive vice president and chief marketing officer since 2012.

During his time with the Dodgers, Rosen has worked to enhance the Dodger brand and reenergize the fan experience at Dodger Stadium, which has topped the Majors in attendance each of the last six seasons. Beyond the ballpark, he's championed making the team and its players more accessible, forging connections with fans of all ages in the ever-evolving digital sports landscape.

With more than 25 years of experience in the field, Rosen was instrumental in assisting Magic Johnson and Guggenheim Partners in acquiring the Dodgers. Rosen previously served in the same role for the Dodgers for two years starting in 2004 before rejoining Magic Johnson Enterprises. Rosen focused his efforts for Magic Johnson on business development, television productions, sports consulting and new media ventures, in addition to his representations of broadcasters, coaches, hosts and other entertainment personalities.

Upon graduation from college, Rosen headed to the Forum, where he began his sports career with the NBA's Los Angeles Lakers and the NHL's Los Angeles Kings. He worked his way from an internship to the position of director of promotions for the Lakers, Kings and the Los Angeles Forum's Special Events, where he served seven years (1980-87). From there, he started his own sports marketing company, First Team Marketing, with Earvin "Magic" Johnson as his first client.

Rosen, a University of Southern California graduate, resides in Los Angeles with his wife, Laurie. They have two sons.



Sam Fernandez

Executive Vice President & General Counsel

As Executive Vice President and General Counsel, Sam Fernandez has been responsible for overseeing all of the Dodgers' legal affairs for over 36 years. His duties have included negotiating and drafting contracts with the team's broadcasting partners, concessionaires, sponsors, and players, licensing the team's marks and other intellectual property, leasing the stadium for concerts and films, and supervising all litigation. He has worked on matters ranging from the establishment of the Dodgers' training facility in the Dominican Republic in 1986 to serving on the Board of Directors of Major League Baseball Properties, Inc.

In 2009, Fernandez was awarded the Sports Counsel of the Year Award by the Association of Media and Entertainment Counsel. In 2012, the Daily Journal included Fernandez in the publication's annual selection of the Top 20 General Counsel in California. In 2013, the Los Angeles County Bar Association's Corporate Law Departments Section named Fernandez Outstanding Corporate Counsel of the Year, and the National Law Journal recognized Fernandez as one of America's 50 Outstanding General Counsel in 2014.

Fernandez graduated magna cum laude from UCLA in 1976 with a Bachelor of Arts degree. He received his Juris Doctor in 1980 from the University of California, Hastings College of Law and was inducted into the Order of the Coif.



Tucker Kain

President, Dodgers Business Enterprise

Managing Director, Guggenheim Baseball Management

Tucker Kain enters his eighth year with the Los Angeles Dodgers and was promoted to President of the Dodgers Business Enterprise in 2019. Kain originally joined the team in 2012 as Chief Financial Officer of the Los Angeles Dodgers and Managing Director of Guggenheim Baseball Management after leading the diligence effort to acquire the club. In his role, Kain is responsible for driving the growth of the Dodger organization's business enterprise, including strategic vision and planning, data-driven decision making, new business initiatives, and business extensions. Focusing on innovation, enhancing

organizational fan engagement, and youth programs such as the Los Angeles Dodgers Training Academy launched in 2018, Kain continues to advance the development of the Dodger brand as a global entertainment property.

In addition, in 2014, Kain spearheaded the creation of Elysian Park Ventures, the investment vehicle of the Dodger ownership group, in an effort to leverage the Dodger brand in helping drive innovation. The flagship program of Elysian Park Ventures is the Global Sports Venture Studio, formerly the Dodger Accelerator, that brings together some of the world's biggest sports brands to collaborate around innovation in the sports and entertainment industry. This combination of brand partners and growth-stage start-ups lays the groundwork for continued innovation and business opportunity for the organization.

Previously, Kain was a Vice President at Guggenheim Partners in New York City, working in the corporate credit group overseeing an investment portfolio in excess of \$2.0 billion. Kain, a two-time selection in 2014 and 2019 of the Sports Business Journal's "Forty Under 40 Award", grew up in Cleveland and received his B.A. degree in Economics from Williams College. He and his wife, Ali, reside in Los Angeles with their daughter Palmer.



Erik Braverman

Senior Vice President, Marketing, Communications & Broadcasting

Erik Braverman is entering his 11th year with the Dodgers and has had a major impact on the growth of the Dodger brand as it continues to expand beyond the world of baseball. In his role as Senior Vice President, Marketing, Communications and Broadcasting, Braverman manages the Dodgers' local and national broadcast relationships and directs the club's marketing and communications initiatives, helping drive ticket sales and place the club in a position to lead the Majors in attendance each of the last six years. He also oversees the club's internal productions, creative efforts

and the Dodgers' social media, which has set the standard for fan engagement and grown to become one of the most followed teams in baseball across all platforms.

Prior to joining the Dodgers, Braverman served as Vice President of Programming and Operations for ABC Radio stations, KABC, ESPN Radio and Radio Disney from 1996 – 2008. He was at the programming helm of the Disney-owned Los Angeles flagship when ESPN Radio was introduced to Los Angeles in 2000.

Braverman was the Director of Talk and Sports Programming at Westwood One Radio from 1994-1996 where he oversaw a number of nationally syndicated shows. He moved to Los Angeles in 1989 where he worked as Executive Producer at KFI & KOST Radio.

A native of Houston, Texas, Braverman now resides in West Hollywood.



Josh Byrnes

Senior Vice President, Baseball Operations

Josh Byrnes enters his fifth season as the Dodgers' Senior Vice President, Baseball Operations, where he's supervised the club's scouting and player development since being named to the position on Nov. 6, 2014.

He previously served as executive vice president/general manager for two of the Dodgers' NL West rivals, the Diamondbacks (Oct. 2005-July 2010) and Padres (Oct. 2011-June 2014). Byrnes began his baseball front office career in 1994 with the Indians, working as an advance scout in 1995 and 1996 before being promoted to director of scouting in June 1998. In fall 1999, Byrnes became assistant general manager of the

Rockies and moved to the Red Sox in the same role for the 2003-05 seasons, helping Boston to the 2004 World Series title.

Originally from Washington, D.C., Byrnes attended Haverford (PA) College, where he established school career records in home runs and RBI. He has two daughters, Avery and Darby.



Joe Crowley

Senior Vice President, Stadium Operations

Joe Crowley enters his second season as the Dodgers' Senior Vice President of Stadium Operations after joining the club in 2018.

Previously, Crowley worked at the United States Tennis Association for 10 years as the organization's Senior Director of Stadium Operations, where he oversaw operations at the Billie Jean King National Tennis Center in Flushing, NY before helping with the planning, opening and operations at the USTA's National Campus in Orlando, FL.

Prior to his time at the USTA, Crowley served as Senior Director of Stadium Operations for 10 years at what is now Hard Rock Stadium in Miami, heading operations for the multi-sport facility which hosted the Marlins, Dolphins, University of Miami football and special events. He also worked for 10 years in operations for UPS in his native Massachusetts.

A University of Massachusetts graduate, Crowley and his wife Kelly reside in Los Angeles, and have a son, Anthony.



Antonio Morici

Senior Vice President, Ticket and Premium Sales & Service

Antonio Morici is in his second season as Senior Vice President, Ticket and Premium Sales and Service and his 18th season overall with the Dodgers. After overseeing the club's Premium Sales and Service Department for 10 years, Morici's role was expanded in 2018 to include all ticketing functions, including premium seating, ticket sales, service and distribution.

The California native first joined the Dodgers in 2002 as part of the ticket sales staff, but briefly left the organization from 2005-2006 to work for Staples Center/AEG. Morici returned to the Dodgers for the 2006 season and assumed a leadership role with the team's premium sales department. He was then elevated in 2009 to oversee all facets of the premium seating business. Under his leadership, the team adopted a tech savvy approach to sales, and helped establish many practices that are now considered industry standards.

Originally from the Bay Area, Antonio graduated from the University of Southern California and currently lives in Malibu, CA with his wife Caroline, son Charlie, and daughter Molly.



Janet Marie Smith

Senior Vice President, Planning and Development

Janet Marie Smith joined the Dodgers in 2012, and during her seven years in Los Angeles, she has overseen the large-scale improvement/expansion projects at Dodger Stadium and Campo Las Palmas (the club's home in the Dominican Republic) in her role as senior vice president of planning and development. From modernizing the stadium to incorporating the club's rich history into the ballpark experience, Smith's fan-friendly touches have helped keep Dodger Stadium - the third-oldest ballpark in baseball - as one of the premier venues in all of sports.

Smith is best known in baseball for her work on Oriole Park at Camden Yards, which set the standard for a new wave of ballparks after its opening in 1992. Smith worked for the Orioles from 1989-94 as vice president of planning and development during the design and construction of the park. She later re-joined the club from 2009-12 to direct renovations and expansion of the Orioles' spring training facility in Sarasota, FL, and upgrades to Camden Yards.

From 2002-2009, Smith served as senior vice president of planning and development for the Boston Red Sox, overseeing the preservation and expansion of Fenway Park. Smith was president of Turner Sports and Entertainment Development and vice president of planning and development for the Atlanta Braves from 1994-2000, when she helped transform the 1996 Olympic Stadium into Turner Field and she oversaw the development of the Philips Arena, then home to the NBA Hawks and NHL Thrashers.

Outside of baseball, Smith has worked on development projects including Battery Park City in New York, unfulfilled plans for Pershing Square in LA, redevelopment of former industrial buildings on Baltimore's waterfront as well as renovation plans for the Rose Bowl stadium in Pasadena, CA.

Smith holds a bachelor of architecture degree from Mississippi State University and a masters' in urban planning from City College of New York. A native of Jackson, Miss., Smith resides in Baltimore with her husband, Bart Harvey, and has three children.



Michael Wandell

Senior Vice President of Global Partnerships

Michael Wandell enters his third season with the Dodgers as the club's Senior Vice President of Global Partnerships. In this role he oversees all global partnership sales and service. He also is responsible for directing and developing joint sales strategies with the team's media partners.

Prior to joining the Dodgers, Wandell oversaw all International Business Development for the National Basketball Association, where he was focused on large-scale global platforms across Asia, India, Africa, Europe, South America, Mexico and Canada. Serving as the League's Vice President of International Business Development

he led negotiations on the groundbreaking global partnership that made Tissot the first official timekeeper of the NBA, WNBA, and NBA G-League.

Wandell spent the majority of his career in basketball at both the team and league level for the last 15 years. He worked for the Indiana Pacers, Phoenix Suns, and Charlotte Bobcats before spending time in Beijing and Shanghai overseeing all business development for NBA China. Over the course of his career, he has generated more than \$1 billion in total sponsorship revenue.

A native of Champaign, IL, Wandell graduated from Northwestern University with a B.A. in History.



Brandon Gomes

Vice President & Assistant General Manager

Former right-handed pitcher Brandon Gomes enters his third season with the Dodger organization and first as Vice President & Assistant General Manager.

Gomes, 34, originally joined the Dodgers prior to the 2017 season as the organization's Pitching Performance Coordinator before serving as the club's Director of Player Development last year. In 2018 under Gomes' leadership, Dodgers minor league affiliates posted the best combined winning percentage of any MLB team, with the club's top six affiliates advancing to the postseason and three winning their league championships: Double-A Tulsa (Texas League), Single-A

Rancho Cucamonga (California League) and the Arizona League Dodgers.

Gomes enjoyed a five-year Major League career, all spent with the Tampa Bay Rays (2011-15), going 11-12 while posting one save and a 4.20 ERA in 173 games, all out of the bullpen. He was originally selected by the Padres in the 17th round of the 2007 First-Year Player draft out of Tulane University, where he double majored in finance and legal studies. A native of Fall River, Massachusetts, Gomes was a two-time All-State selection, the 2002 Massachusetts Gatorade High School Player of the Year and a member of the National Honor Society at Durfee High School.



Jeff Kingston

Vice President & Assistant General Manager

Jeff Kingston is in his first season as the Dodgers' Assistant General Manager & Vice President of Baseball Operations following nine seasons with the Seattle Mariners. Kingston originally joined the Mariners in September of 2009 and was promoted to be the club's Assistant GM & Vice President of Baseball Operations after the 2015 season. During his time with Seattle, Kingston assisted with player acquisitions and contract negotiations for the Major League club, while overseeing the Player Development and Baseball Analytics departments.

Prior to his time in Seattle, Kingston spent nine seasons (2001-09) with the San Diego Padres. After interning with the club in the corporate development department in the summer of 1999, Kingston rejoined the Padres full-time in 2001 as an Assistant to the Director of Player Development. He was promoted to Director of Baseball Operations in Nov. 2002, a position he held until being hired by the Mariners.

Kingston is a 1999 graduate of Dickinson College in Carlisle, PA, where he earned a degree in economics. He is married and has three children.



Ismael Cruz

Vice President, International Scouting

Ismael Cruz enters his fourth season as the Dodgers' Vice President of International Scouting.

Prior to his time with Los Angeles, Cruz was the Blue Jays' special assistant of Latin American operations for four years following a successful stint as the Mets' International Scouting Director from 2006-11. During his time with the Mets and Blue Jays, Cruz was instrumental in helping to sign Vladimir Guerrero Jr., Franklin Barreto, Richard Ureña, Miguel Castro, Jose Fernández, Jeurys Familia, Wilmer Flores and Juan Lagares. He began his front office career in 2002 as the Expos' Director of

International Scouting and Development, where he served until 2005.

Cruz, an infielder, was selected by the Phillies in the 20th round of the 1989 draft out of Eckerd College (FL) and played professionally for two seasons before returning to school to complete his Bachelor's degree in International Business. He then scouted in Colombia for the Pirates and Reds before becoming a sports agent in 1998. In 2001, he managed the Dominican Summer League Padres to a 39-29 record.

A native of Santo Domingo in the Dominican Republic, Cruz is married to his wife, Peggy, and have three sons, Brian, Jonathan and Anthony. His father, Pablo Cruz, was a longtime scout for the Pirates and continues to work in baseball for the Blue Jays in Dominican player development, while his sons Brian and Jonathan work as scouts for the Padres and Red Sox, respectively.



David Finley

Vice President, Amateur & International Scouting

David Finley is in his fifth season as the Dodgers' Vice President, Amateur & International Scouting. Prior to joining the Dodgers, he spent 13 seasons in the Red Sox organization and rose up the organizational ranks to become Boston's director, player personnel during his final three seasons with the club. Finley was also a special assistant to the general manager with Boston after joining the organization as its West Coast crosschecker prior to the 2002 season and then spending five years as the Red Sox's national crosschecker from 2005-09. He earned Red Sox Scout of the Year honors in 2007.

He previously worked as an area scout for the Padres (1991-94) and Marlins (1995-2001).

Finley played college baseball at UC Riverside, and was inducted into the school's Hall of Fame in 2018. Drafted by Oakland in 1987, he played two seasons as an infielder in the A's system.

Finley resides in San Diego with his wife, Tricia, and is a proud father to two daughters, Brooke and Brittany, a son-in-law Alex and a son, Drew, who is a pitcher in the Dodgers' organization.

TOGETHER WE LIVE AND BREATHE DODGER BLUE

Because cheering for our favorite teams
has the power to connect us all.



Official Bank of the Los Angeles Dodgers™

BANK OF AMERICA 

COACHING STAFF



Dodger Manager Dave Roberts and Pitching Coach
Rick Honeycutt strategize during the game

DAVE

Roberts

MANAGER | 30



Opening Day Age: 46 (May 31, 1972 In Okinawa, Japan)

Resides: Cardiff, Ca

Appointed: November 23, 2015

Managing and Coaching Career

- The 2016 NL Manager of the Year enters his fourth season at the helm of the Dodgers, after leading Los Angeles to its six straight National League West title and second consecutive NL pennant in 2018

- Became the first manager in Los Angeles history to lead the Dodgers to the Postseason in his first three years with the club...among current managers his 23 Postseason victories ranks fourth, trailing just Bruce Bochy (44), Terry Francona (40) and Joe Maddon (32)...those 23 Postseason victories are the most by a big league manager in baseball history after his first three full seasons

- His 286 wins through his first three full seasons as a Major League manager rank sixth all-time - Source: Stats, LLC

- In 2017, led the club to the best record in the Majors for the first time since 1974 with a 104-58 mark and the National League's best record for the first time since 2009...was the runner-up in the 2017 NL Manager of the Year award, receiving five of 30 first place votes (55 total points)

- Managed his club to the best 50- game stretch in franchise history, as the Dodgers won 43 of 50 games from June 7, 2017 until August 5, 2017...it was the best stretch in the Majors since the 1912 New York Giants, who went 43-7 from May 6 until July 3 and according to Elias Sports Bureau, only four teams have put up a stretch of winning 43 of 50 games or better in baseball history; the 2017 Dodgers, the 1912 Giants, the 1906 Cubs and the 1884 St. Louis Maroons

- In his first season as Dodger manager in 2016, he was named NL Manager of the Year on Nov. 15, 2016, receiving 16 of 30 first-place votes, to join Hall of Famer Tommy Lasorda (1983, '88) as the only managers in Dodger history to win the award since its inception in 1983...it was just the sixth time the award went to someone who was in his first full season as a manager...also became the first manager of Asian descent to win the award

- In his first season as the club's manager, he led the Dodgers to a NL West title, becoming just the second rookie manager ever to lead Los Angeles to a division title, joining Tommy Lasorda (1977)

- Honored as the Sporting News' 2016 NL Manager of the Year, becoming just the third Dodger manager to receive the award by the publication, joining Hall of Famers Leo Durocher (1939) and Walter Alston (1955, '59, '63)

- Made his Dodger managerial debut on April 4, 2016 in San Diego with a 15-0 victory over the Padres, the largest margin of victory in a shutout win on Opening Day in MLB history

- Named the 28th manager in Dodger franchise history on Nov. 23, 2015...is the 10th skipper in Los Angeles Dodger history and the fourth to both play and manage for the team (15th overall)

- Became the first minority manager in Dodger franchise history

- Following the conclusion of his playing career, spent the 2010 season in San Diego's front office, before becoming the Padres' first base coach from 2011-13 manager

- Served as San Diego's bench coach for the 2014 and 2015 campaigns...managed the Padres for one game on June 15, 2015, following the departure of Bud Black

Playing Career

- Played in the Majors for 10 seasons, debuting with the Cleveland Indians on Aug. 7, 1999...played for the Indians (1999-2001), Dodgers (2002-04), Red Sox (2004), Padres (2005-06) and Giants (2007-08)

- In 832 career games, batted .266 with 243 stolen bases, including a career high 49 in 2006...also hit a career-best. 293 with San Diego in 2006

- Was the Dodgers' starting center fielder from 2002-04, hitting .262 in 302 games and stealing 118 bases in 143 attempts (82.5%)...is the fourth L.A. Dodger manager to also play for the franchise, joining Tommy Lasorda, Bill Russell and Glenn Hoffman

- Was traded by the Dodgers to the Red Sox at the 2004 trade deadline and then famously stole second base off the Yankees' Mariano Rivera in the ninth inning of Game 4 of the 2004 ALCS...the steal put him in position to score the tying run later in the frame as Boston became the first team in MLB history to rally from a 3-0 series deficit in the postseason

Personal

David Ray Roberts...he and his wife, Tricia, have a son, Cole and a daughter, Emmerson...was born to an African-American father and a Japanese mother in Okinawa, Japan...attended Rancho Buena High School in Vista, CA...playing quarterback, he led his squad to the San Diego Class 3 A State title in 1990...played baseball at UCLA and is the school's all-time leader in stolen bases (109)...graduated in 1995 with a degree in history...was originally drafted by the Detroit Tigers in the 28th round of the 1994 amateur draft...along with former Giants' teammate Rich Aurilia and John Micek, owns Red Stitch winery in the Napa Valley.



Aaron Bates

Assistant Hitting Coach

33

Opening Day Age: 35 (March 10, 1984 in New York, NY)

Resides: Scottsdale, AZ

Appointed: Nov. 28, 2018

Coaching/Front Office Career: Bates is in his fifth season with the Dodger organization and first as assistant hitting coach with the Major League club...in addition to his responsibilities at the Major League level, Bates will be the director of hitting for the Dodger minor league system... Bates began his coaching career in 2015 as the Rookie-level AZL Dodgers hitting coach...he held the same position for Single-A Great Lakes in 2016 and 2017 with High-A Rancho Cucamonga...in 2018 he served as assistant hitting coordinator for the Dodger minor league system.

Playing Career: Bates was selected by the Boston Red Sox in the third round of the 2006 First-Year Player Draft out of North Carolina State University and spent eight seasons (2006-14) in the minor leagues as an outfielder and first baseman in the Red Sox, Twins, Cardinals and Dodger organizations...he posted a .278/.374/.427 line with 77 home runs and 358 RBI in the minors...Bates made his Major League debut with the Red Sox on July 6, 2009 and appeared in five big league games.

Personal: Aaron Bates is married to Lacey...They have a son, Hudson, and daughter, Kinsley...Lacey was Miss Massachusetts USA in 2010... Bates' father-in-law Doug Wilson is the general manager of the San Jose Sharks and played 16 seasons in the NHL...Bates played eight years of Winter Ball in Puerto Rico (his mother is Puerto Rican).



Brant Brown

Hitting Strategist

37

Opening Day Age: 47 (June 22, 1971 in Porterville, CA)

Resides: Bakersfield, CA

Appointed: Dec. 1, 2017

Coaching/Front Office Career: Brown is in his second season as a hitting coach for the Dodgers and first with the title of hitting strategist... he held the title of assistant hitting coach in 2018...spent five seasons as a coach in the Seattle Mariners' organization, including 2016-17 as the team's offensive coordinator...from 2013-15, he served as Seattle's minor league outfield coordinator...prior to joining the Mariners, Brown spent six seasons as a hitting coach in the Texas Rangers organization (2007-12).

Playing Career: The former big league outfielder hit .247 with 45 home runs in 424 Major League games with the Cubs (1996-98, 2000), Pirates (1999) and Marlins (2000)...was originally selected by the Chicago Cubs in the third round of the 1992 First-Year Player Draft...Brown was a three-year starter at Fresno State University...in 1992, he was first-team All-Big West and second-team All-American selection after winning the conference Triple Crown.

Personal: Brant Michael Brown is married to Marisa...They have a daughter, Hanna...Brown's father, Mike, played two minor league seasons and his uncle Jeff Brown played four seasons in the Dodger organization.



Dino Ebel

Third Base Coach

12

Opening Day Age: 53 (March 20, 1966 in Barstow, CA)

Resides: Rancho Cucamonga, CA

Appointed: Nov. 28, 2018

Coaching/Front Office Career: Ebel is in his first season as Dodger third base and infield coach...spent the previous 14 seasons in the Angel organization where he served as the team's third base coach from 2006-13 and 2018 and bench coach from 2014-17...spent 2005 managing Angels' Triple-A affiliate Salt Lake, leading Stingers to a 79-65 record...was Angels' outfield coach from 2011-15 and 2018 and infield coach in 2017...in 2014, served as manager for three games, going 3-0, while Mike Scioscia was away attending his daughter's college graduation and attending former teammate Bob Welch's funeral...named to coaching staff of World Team for 2005 Futures Game...coached in the Dodger organization from 1991-2004 where he managed from 1997-2004...served as manager of Double-A Jacksonville for three seasons (2002-04)...in 2001, managed Single-A Wilmington...spent 2000 season managing Single-A San Bernardino, guiding club to the California League title...managed Single-A Yakima in 1999...managed Rookie Great Falls to 1998 Pioneer League North Division first-half championship...began managerial career in 1997, taking over Single-A San Bernardino for final 39 games of season after beginning that season as a coach (club reached California League finals)... served as a coach with Double-A San Antonio in 1996 and San Bernardino in 1995...began coaching career as player/coach with Single-A Bakersfield (1991-94)...managed Estrellas Orientales in the Dominican Winter League in 2003 and 2013 and Cervesa Atlas Tiburones in the 2001 Panamanian Winter League...served as coach for Peoria in Arizona Fall League in 1995...worked as infield instructor for Chinese National Team (2000) and Osaka Buffaloes (2002) and as field coordinator for Sinon Bulls in Taiwan (2002).

Playing Career: The former infielder, primarily shortstop, played six minor league seasons in the Dodger organization from 1988-1994...batted .255/.331/.327 in 1,146 career plate appearances...was the 1988 Gulf Coast League Player of the Year for the Gulf Coast Dodgers where he ranked second in league with .337 batting average and led league in total bases, slugging percentage and on-base percentage...signed with the Dodgers in 1988 as an amateur free agent out of Florida Southern College, where he was member of 1988 NCAA Division II championship team, earning second team All-American honors.

Personal: Dino Alex Ebel...married to Shannon and has three children — Destiny, Brady, Trey... has hosted the Dino Ebel Annual Baseball Clinic in Barstow, CA for 20 years...inducted into the San Bernardino Valley College Athletic Hall of Fame in 2012...is a longtime supporter of the Boys & Girls Club of Barstow...Ebel has a passion for running and has been doing it daily for 25 years.



Bob Geren

Bench Coach

8

Opening Day Age: 56 (Sept. 22, 1961 in San Diego, CA)

Resides: Danville, CA

Appointed: Dec. 17, 2015

Coaching/Front Office Career: Geren is in his fourth season as Dodger bench coach...served as bench coach for the New York Mets from 2012-15...Geren has been the bench coach of three of the last four National League championship teams (2017 and 2018 Dodgers and 2015 Mets)...managed the Oakland A's from 2007 until June 9, 2011 and had a 334-376 record...Geren spent 13 seasons in the Oakland organization as a coach, including three seasons as bullpen coach (2003-05) and one season (2006) as bench coach...he joined the Oakland organization in 1999 as a manager of the A's High-A affiliate Modesto and spent the next three years (2000-2002) as the manager of Triple-A Sacramento... he was California League Manager of the Year in 1999...Geren managed for three seasons in the Boston Red Sox farm system at Single-A Utica (1995), Rookie Gulf Coast Red Sox (1996) and Single-A Sarasota (1998).

Playing Career: The former catcher played five Major League seasons with the New York Yankees (1988-91) and San Diego Padres (1993) and batted .233/.283/.349 in 307 games...Geren was selected by the Padres in the first round (24th overall) of the 1979 First-Year Player Draft and played 15 professional seasons.

Personal: Robert Peter Geren...married to Pam and has two sons — Bobby and Brett...both graduated from Princeton University...Bobby was selected by Oakland in the 36th round of the 2010 First-Year Player Draft but did not sign...Geren is a car enthusiast and has a competition racing license.



Chris Gimenez

Game Planning Coach

38

Opening Day Age: 36 (Dec. 27, 1982 in Gilroy, CA)

Resides: Reno, NV

Appointed: Nov. 28, 2018

Coaching/Front Office Career: Gimenez is in his first year as game planning coach for the Dodgers and first year coaching after a 10-year Major League career.

Playing Career: Gimenez played 10 seasons in the big leagues with the Indians (2009-10, '14, '16), Mariners (2011), Rays (2012-13), Rangers (2014-15), Twins (2017-18) and Cubs (2018)...posted a .218/.307/.344 line with 24 home runs and 89 RBI in 386 games as a position player (292 played at catcher)...appeared in 11 games as a pitcher — the most of any position player in the last 50 years...Gimenez was selected by Cleveland in the 19th round of the 2004 First-Year Player Draft out of the University of Nevada-Reno.

Personal: Christopher Paul Gimenez is married to Kellie...They have three children — sons Jace and Jaxon and daughter Joelle...his wife played collegiate volleyball at the University of Arizona and the University of Nevada...is a longtime supporter of the Boys & Girls Club of Reno...has two cousins who played minor league baseball — Bryan Rogers (Mets, Braves) and Benji DeQuin (Expos)...enjoys hunting and finishing.



Rick Honeycutt

Pitching Coach

40

Opening Day Age: 64 (June 29, 1954 in Chattanooga, TN)

Resides: Ringgold, GA

Appointed: Jan. 10, 2006

Coaching/Front Office Career: Rick Honeycutt is in his 14th season as Dodger pitching coach, the third longest tenure of any Major League pitching coach after Chicago White Sox's Don Cooper (18) and San Diego's Darren Balsley (17)...in 2018 the Dodgers led the National League and were second in the Majors in ERA (3.19) and led MLB with a 1.11 WHIP while setting a franchise record with 1,565 strikeouts...the Dodgers have led the NL in ERA two years in a row and have ranked in the top five in the Majors every year since 2015 and seven of the last eight seasons...since his first season as pitching coach in 2006, Dodger pitchers rank first in the Major Leagues in ERA (3.61), WHIP (1.25), strikeouts (17,229), SO/BB ratio (2.75), fielding-independent pitching (3.67) and all opponents' slash-line numbers (.243/.308/.378/.686)...the Dodgers led the NL in ERA in 2008 (3.68) and 2009 (3.41, first in MLB) and were second in 2012 (3.34) and 2013 (3.25)...spent the 2002-05 seasons as the Dodgers' minor league pitching coordinator...started in the Dodger organization as a consultant, working with minor leaguers in 2001.

Playing Career: A two-time All-Star (1980, '83), Honeycutt pitched 21 seasons with Seattle (1977-80), Texas (1981-83, 94), Los Angeles Dodgers (1983-87), Oakland (1987-93, 95), New York Yankees (1995) and St. Louis (1996-97)...appeared in 797 games, the 52nd-highest total in Major League history...won a World Series with Oakland in 1989...while with Texas, he led the American League in ERA in 1983 (2.42)...he was originally drafted (17th round) and signed by the Pittsburgh Pirates in 1976... finished his career with a 109-143 record with 38 saves and a 3.72 ERA... was an All-America first baseman/pitcher at the University of Tennessee after winning the Southeastern Conference batting title with a .404 mark in 1976...named to the school's All-Century team in 2009.

Personal: Frederick Wayne Honeycutt and his wife Debbie have two children, Holli (Griffith) and Ricky, and he is the grandfather of four (Haden, Kendall, Brooks and Lucas)...is a supporter of Ronald McDonald House Charities and the Cystic Fibrosis Foundation...hosted the Rick Honeycutt Youth Benefit Golf Tournament for 34 years...in 2006 he was inducted into the Tennessee Sports Hall of Fame.



George Lombard

First Base Coach

29

Opening Day Age: 43 (Sept. 14, 1975 In Atlanta, Ga)

Resides: Miami, Fl

Appointed: Dec. 17, 2015

Coaching/Front Office Career: Lombard is in his fourth season as the Dodgers' first base, baserunning and outfield coach...prior to joining the Dodgers, spent the 2015 season with the Atlanta Braves and parts of six seasons in the Boston Red Sox organization...Lombard was the Braves' minor league field coordinator from September 2015 until December 2015...he previously spent three seasons as Boston's minor league outfield and baserunning coordinator (2013-15), two years as manager of the Rookie Gulf Coast League Red Sox (2011-12) and one season as Low-A Lowell Spinners hitting coach...as manager of the GCL Red Sox, his teams went 59-61 and the 2012 team reached the GCL Finals.

Playing Career: The former outfielder was a second-round pick of the Atlanta Braves in the 1994 First Year Player Draft...he played six big league seasons with the Braves (1998-2000), Tigers (2002), Devil Rays (2003), and Nationals (2006) and batted .220/.281/.340 in 144 games... he played 16 professional seasons and was a non-roster invitee to Dodger Spring Training camp in 2008...he was part of the Dodger split-squad team that played the first-ever Major League games in China in 2008 and hit the first American home run in the country.

Personal: George Paul Lombard and his wife Judy have two children — George and Jacob...his mother Posy was a civil rights activist who marched alongside Martin Luther King Jr. ...Lombard was an All-American high school running back who signed to play football and baseball at the University of Georgia before choosing to sign with the Atlanta Braves in 1994...earned his bachelor's degree in psychology from the University of Phoenix in 2015.



Mark Prior

Bullpen Coach

23

Opening Day Age: 38 (Sept. 7, 1980 In San Diego, Ca)

Resides: San Diego, Ca

Appointed: Jan. 4, 2018

Coaching/Front Office Career: Prior is in his second season as Dodgers bullpen coach...he spent four years in the San Diego Padres organization, first as a baseball operations assistant in 2014 and then as minor league pitching coordinator from 2015-17.

Playing Career: Prior pitched five big league seasons, all with the Chicago Cubs (2002-06)...in 2003, he was 18-6 with a 2.43 ERA, 245 strikeouts and a National League-leading 2.47 FIP (fielding independent pitching), finishing third in the NL Cy Young Award balloting... was a 2003 NL All-Star...in 2003, Prior won two games in the postseason and helped the Cubs to within a game of the NL pennant...was 42-29 with a 3.51 ERA and 1.23 WHIP in 106 career starts...was the second overall pick in the 2001 First-Year Player Draft by the Cubs...Prior won the 2001 Golden Spikes Award pitching for the University of Southern California

Personal: Mark William Prior is married to Heather... they have three children — Amanda, Caitlin and Matthew...Prior graduated from USC with a degree in business.



Robert Van Scoyoc

Hitting Coach

6

Opening Day Age: 32 (Nov. 16, 1986 In Valencia, Ca)

Resides: Santa Clarita, Ca

Appointed: Nov. 28, 2018

Coaching/Front Office Career: Van Scoyoc is in his first year as Dodger hitting coach and first year on a Major League staff ...spent 2018 as hitting strategist in the Arizona Diamondbacks' organization...Served as a hitting consultant for the Dodgers 2016-17...began working as a private hitting instructor with professional baseball players in 2011...in 2010 worked at San Diego Christian College as a hitting coach.

Playing Career: Van Scoyoc was an outfielder at Cuesta College (San Luis Obispo, CA) in 2006 and 2007.

Personal: Robert Van Scoyoc is married to Jessica...he enjoys golf and traveling.



Dr. Neal Elattrache

Head Team Physician

Dr. Neal Elattrache is in his 13th season as the Dodgers Head Team Physician and specializes in sports medicine at the Kerlan-Jobe Clinic in Los Angeles. The Chicago native has been recognized as one of the leading surgeons in the country for treatment and research of knee, shoulder and elbow injuries.

In addition to his work with the Dodgers, he is the Director of Sports Medicine at Cedars-Sinai, serves as the head team physician for the Los Angeles Rams and consultant to the Los Angeles Kings, Clippers and Lakers. He is the Chairman of the Kerlan-Jobe Research Foundation and Co-Director of Medical Affairs at the Kerlan-Jobe Institute. Dr. Elattrache received his bachelor's degree from the University of Notre Dame and earned his medical degree cum laude from the University of Pittsburgh. He studied sports medicine under Dr. Frank Jobe. Dr. Elattrache is married to Tricia and has three daughters — Nicole, Natalie and Eva.



Brandon McDaniel

Strength & Conditioning Coach

Brandon McDaniel is in his seventh year at the Major League level with the Dodgers and second as Director of Athletic Development and Performance Science (appointed Sept. 2018). He previously had the title of Dodgers' Strength and Conditioning Coach in 2013 and Head Strength and Conditioning Coach from 2014-2018.

McDaniel joined the Dodger organization in 2012 as the Strength Coach of the Triple-A Albuquerque Isotopes following a two-year stint with the Department of Defense as a contractor with Athletes' Performance. Prior to his time working with the DOD, McDaniel spent three years with the Pirates organization (2007 Gulf Coast Pirates, '08-'09 Altoona Curve).

McDaniel earned his bachelor's degree in exercise science from Wayne State College (Wayne, NE) and his master's degree in human movement from A.T. Still University (Mesa, AZ). He is a certified strength and conditioning specialist and a registered strength and conditioning coach (National Strength and Conditioning Association) and performance enhancement and corrective exercise specialist (National Academy of Sports Medicine).

McDaniel resides in Burbank, CA with his wife Andrea and two sons Caleb and Turner.



Ron Porterfield

Director, Player Health

Ron Porterfield is in his second season with the Dodgers and will be based out of Glendale, AZ, providing the medical department with assistance and oversight at both the Major and minor league levels.

Porterfield, 54, spent 21 seasons with the Tampa Bay Rays, the last 12 as the Head Major League Athletic Trainer. Prior to his promotion to Head Athletic Trainer in 2006, he served as the Rays' Major League Assistant Athletic Trainer for three years after six seasons as a Minor League Medical and Rehabilitation Coordinator. Porterfield began his professional baseball career in 1988 as an Athletic Trainer in the Houston Astros organization, where he served for nine years.

In 2013, he worked on the training staff for the American League in the Major League All Star Game in New York. In 2005 and 2009, Porterfield shared honors with his colleagues as Major League Athletic Training Staff of the Year from the Professional Baseball Athletic Trainers Society (PBATS). Porterfield and his wife Barbara live in Peoria, AZ, with their children Alec and Abbey.



Neil Rampe

Head Athletic Trainer

Neil Rampe is in his fourth season as the Dodgers Head Athletic Trainer. Prior to joining the Dodgers, he spent eight seasons with the Diamondbacks as the Manual and Performance Therapist, serving in that role from 2008-2015.

The Kalida, Ohio native graduated from the University of Findlay (Ohio), where he was a two-time NAIA All-American soccer player and graduated in 2000 with two bachelor's degrees in Athletic Training and physical education with an emphasis in strength and conditioning. He went on to receive his master's degree in applied kinesiology with a sport and exercise science emphasis from the University of Minnesota in 2002, while serving as the Assistant Strength and Conditioning Coach in the Golden Gophers' athletic department. He then served as a Certified Athletic Trainer at the Boulder Center for Sports Medicine in Boulder, CO, from 2002-03 and then spent five years at the University of Arizona from 2003-07 as the Associate Director of Performance Enhancement.

Rampe resides in Atwater Village, CA with his wife Laura and daughters Liv and Gia.



Steve Cilladi

82

Bullpen Catcher
6th season



Thomas Albert

Asst. Athletic trainer
4th season



Yosuke Nakajima

Soft Tissue Specialist
5th season in role;
17th overall season
with Dodgers



Alex Torres

Dodger Clubhouse
Manager
3rd season in role;
22nd overall season
with Dodgers



Mitch Poole

Visiting Clubhouse
Manager
3rd season in role;
35th overall season with
Dodgers



Jerry Turner

Umpires' Room
Manager
3rd season in role;
41st overall season
with Dodgers

Dodger Pitching and Hitting Coaches

Pitching Coach	Years	Hitting Coach	Years
Rick Honeycutt	2006-current	Robert Van Scoyoc	2019-current
Jim Colborn	2001-2005	Turner Ward	2016-2018
Claude Osteen	1999-2000	Mark McGwire	2013-2015
Charlie Hough	1998-1999	Dave Hansen	2011-2012
Goose Gregson	1998	Jeff Pentland	2011
Dave Wallace	1995-1997	Don Mattingly	2008-2010
Ron Perranoski	1981-1994	Mike Easler	2008
Red Adams	1969-1980	Bill Mueller	2007
Harold (Lefty) Phillips	1965-1968	Eddie Murray	2006-2007
Joe Becker	1955-1965	Tim Wallach	2004-2005
		George Hendrick	2003
		Jack Clark	2001-2003
		Rick Down	1999-2000
		Reggie Smith	1994-98
		Ben Hines	1985, 1990-93
		Manny Mota/Ben Hines	1989
		Manny Mota	1980-88
		Jim Lefebvre	1979
		Jim Gilliam	1977-78

Note: Other coaches have filled these roles without the official titles.



2019 DODGERS



The Dodgers celebrate clinching their second consecutive World Series berth following an 5-1 victory over the Milwaukee Brewers in Game 7 of the NLCS on Oct. 20, 2018 at Miller Park



SCOTT

Alexander

LHP | 75

@Dodgers

Bats: Left Throws: Left

Height: 6-2 Weight: 195

Opening Day Age: 29

Born: July 10, 1989 in Santa Rosa, CA

Resides: Phoenix, AZ

Acquired: From Kansas City in a three-team trade on Jan. 4, 2018

ML Service: 2.097

MLB Debut: September 2, 2015



Career Summary

- The Santa Rosa, CA native enters his fifth big league season and his second with the Dodgers after being acquired by the club on January 4, 2018 as part of a six-player, three-team swap with the Royals and White Sox
- The 29-year-old southpaw owns a 7-5 record with seven saves and a 3.15 ERA in 152 career big league games over four seasons with the Royals and Dodgers (2015-18)
- In his first season with the Dodgers, went 2-1 with three saves and posted a 3.68 ERA (27 ER/66.0 IP), while limiting hitters to a .239 average in 73 games (one start)...struck out 56 batters against 27 walks...led the team in relief appearances and tied for 11th in the National League
- Induced 15 double plays over 64.2 innings of relief, which was the second most in the Majors among relievers, while topping MLB qualifying relievers by forcing 2.09 opponents' grounding into double plays per nine innings
- Limited left-handed hitters to a .172 average, compared to a .288 mark against righties
- Made his first career big league start in his 100th career appearance June 1 at Colorado
- Appeared in the Postseason for the first time in his career, making the Dodgers' postseason roster for the NLDS and World Series...allowed two runs in 2.1 innings in four relief Postseason appearances
- Recorded his first Major League win on July 2, 2017 vs. Minnesota with 2.0 scoreless innings of relief...also earned his first career save on Aug. 22, 2017 vs. Colorado
- Made his MLB debut on Sept. 2, 2015 against Detroit as a member of the Royals, where he retired all three batters he faced for a perfect inning
- Over seven minor league seasons with the Royals organization (2010, 2012-17), he went 15-18 with 21 saves and has posted a 3.69 ERA in 185 career games (20 starts)
- Selected by the Kansas City Royals in the sixth round of the 2010 First-Year Player Draft

Year-By-Year

- 2018** • In his first season with the Dodgers, went 2-1 with three saves and posted a 3.68 ERA (27 ER/66.0 IP), while limiting hitters to a .239 average in 73 games (one start)...struck out 56 batters against 27 walks...led the team in relief appearances and tied for 11th in the National League
- Induced 15 double plays over 64.2 innings of relief, which was the second most in the Majors among relievers, while topping MLB qualifying relievers by forcing 2.09 opponents' grounding into double plays per nine innings
 - Posted the third best ground ball percentage (71.2%) in the big leagues, trailing just Zack Britton (72.1%) and Brad Ziegler (71.6%)...since making his ML debut in 2015, he ranks second among big league relievers in ground ball percentage (72.2%) behind only Zack Britton's 77.1%
 - Limited left-handed hitters to a .172 average, compared to a .288 mark against righties
 - Made his first career big league start in his 100th career appearance June 1 at Colorado
 - Appeared in the Postseason for the first time in his career, making the Dodgers' postseason roster for the NLDS and World Series...allowed two runs in 2.1 innings in four relief Postseason appearances
- 2017** • Spent the majority of the season in the big leagues with the Royals, setting career-highs in wins (5), saves (4), games (58), innings (69.0) and strikeouts (59), while posting a career-low 2.48 ERA (19 ER/69.0 IP)
- Posted the second highest ground ball percentage among Major League relievers (73.3%), also ranked

among American League relievers in opponents grounded into double plays (13, 2nd), grounded into double play percentage (22.4%, 3rd) and ERA (12th)

- Ranked among Major League rookie relievers in ERA (2nd), saves (3rd) and wins (T-4th)
- Held hitters to a .246 average, including holding righties to a .244 mark...limited batters to a .215 average with runners in scoring position
- Inherited 54 runners, which tied for fourth most in the big leagues and the most among Major League rookies, while allowing just 12 to score (22.2%, T-13th, AL)...allowed just three home runs over 69.0 innings, posting 0.39 home runs per nine innings (T-8th, ML)
- Recorded his first big league win on July 2 vs. Minnesota with 2.0 scoreless innings of relief...also earned his first career save on Aug. 22 vs. Colorado, retiring the final batter of the game on two pitches to leave the bases loaded
- Placed on the 10-day disabled list from May 8-June 7 with a right hamstring strain
- Appeared in seven games with Triple-A Omaha, going 1-0 with a 4.70 ERA (4 ER/7.2 IP)

2016 · Made two stints with the Royals, posting a 3.32 ERA (7 ER/19.0 IP) in 17 games and striking out 16 batters against seven walks...recalled for his second stint on Aug. 31 and finished the season strong, tossing 6.0 scoreless innings over eight appearances

- Matched a career-high with 3.0 scoreless innings on May 15 vs. Atlanta in Kansas City's 4-2 win in 13 innings...pitched the 10th, 11th and 12th innings, retiring nine of 10 batters
- Spent the majority of season with Triple-A Omaha, going 2-0 with one save and posted a 3.00 ERA (10 ER/30.0 IP) in 22 relief appearances...struck out 24 batters against 10 walks in 30.0 innings

2015 · Spent most of the season with Triple-A Omaha before having his contract selected by the Royals on Sept. 1 for his first big league action

- Allowed three runs in 6.0 innings (4.50 ERA) in four Major League games with the Royals...held hitters to a .238 average (5-for-21)
- Made his Major League debut on Sept. 2 against Detroit, where he tossed a perfect inning of relief with one strikeout
- Named Omaha's Pitcher of the Year after going 2-3 with 14 saves and posted a 2.56 ERA (18 ER/63.1 IP) in 41 appearances...tied for seventh in the PCL in saves...held hitters to a .209 average and posted a 1.03 WHIP, while striking out 50 batters against just 17 walks

2014 · Combined to go 2-4 with three saves and posted a 4.52 ERA (34 ER/67.2 IP) between Double-A Northwest Arkansas and Triple-A Omaha...recorded 49 strikeouts and walked 26 batters

- Helped Omaha win the 2014 Pacific Coast League and Triple-A Championships, recording a pair of scoreless appearances in the PCL championship series vs. Reno

2013 · Went 5-1 with a 3.00 ERA (25 ER/75.0 IP) with three saves in 41 combined games with Single-A Lexington, Single-A Wilmington, and Double-A Northwest Arkansas...set career highs in innings (75.0) and strikeouts (77)

2012 · Pitched in a combined 11 games (seven starts) with Rookie-level Arizona Royals and Single-A Kane County, going 2-4 with a 2.52 ERA (10 ER/35.2 IP)...struck out 31 batters and limited the opposition to a .248 average

2011 · Missed entire season due to left shoulder surgery

2010 · Began his professional career with Rookie-level Idaho Falls, going 1-6 with a 5.73 ERA (35 ER/55.0 IP) and striking out 41 batters against 22 walks

Personal

Scott Alain Alexander...played at Pepperdine University where he earned West Coast Conference All-Freshman team honors in 2008...transferred to Sonoma State before the 2009-10 academic year... graduated from Cardinal Newman High School in Santa Rosa, CA in 2007 where he set school records for career strikeouts and single-season strikeouts...older brother Stuart pitched in the Marlins organization from 2004-09 and younger brother Jason currently pitches in the Angels organization...selected by the Cincinnati Reds in the 37th round of the 2007 First-Year Player Draft but did not sign...later selected by the Kansas City Royals in the sixth round of the 2010 First-Year Player Draft.

Scott Alexander's Career Pitching Record

Year	Team	W-L	ERA	G	GS	CG	SHO	SV	IP	H	R	ER	HR	HB	BB	SO	WP	BK	AVG
2010	Idaho Falls	1-6	5.73	12	11	0	0	0	55.0	73	47	35	6	3	22	41	2	1	.320
2012	Kane County	2-3	2.55	10	6	0	0	0	35.1	34	21	10	2	2	16	31	4	0	.252
	AZL Royals	0-1	0.00	1	1	0	0	0	0.1	0	1	0	0	0	0	0	0	0	.000
2013	Lexington	1-1	1.20	5	0	0	0	1	15.0	7	3	2	0	1	6	15	0	0	.143
	Wilmington	2-0	1.33	12	0	0	0	1	27.0	18	5	4	0	1	8	22	2	0	.188
	Northwest Arkansas	2-0	5.18	24	0	0	0	1	33.0	38	20	19	0	3	18	40	3	0	.299
2014	Northwest Arkansas	1-2	3.88	35	0	0	0	3	48.2	42	26	21	3	3	16	36	5	0	.235
	Omaha	1-2	6.16	11	0	0	0	0	19.0	23	16	13	4	0	10	13	4	0	.311
2015	KANSAS CITY	0-0	4.50	4	0	0	0	0	6.0	5	3	3	0	1	3	3	1	0	.238
	Omaha	2-3	2.56	41	0	0	0	14	63.1	48	21	18	5	1	17	50	10	0	.209
2016	KANSAS CITY	0-0	3.32	17	0	0	0	0	19.0	24	7	7	1	0	7	16	0	0	.316
	Omaha	2-0	3.00	22	0	0	0	1	30.0	32	16	10	2	1	10	24	1	0	.271
	AZL Royals	0-0	4.91	5	2	0	0	0	7.1	8	4	4	0	2	2	12	2	0	.276
2017	KANSAS CITY	5-4	2.48	58	0	0	0	4	69.0	62	23	19	3	0	28	59	3	0	.246
	Omaha	1-0	4.70	7	0	0	0	0	7.2	9	4	4	1	0	3	4	0	0	.290
2018	LOS ANGELES	2-1	3.68	73	1	0	0	3	66.0	57	28	27	4	2	27	56	2	0	.239
	Oklahoma City	1-0	0.00	4	0	0	0	0	4.0	4	0	0	0	0	1	5	0	0	.250
Major League- 4 years		5-4	2.78	79	0	0	0	4	94.0	91	33	29	4	1	38	78	4	0	.261
Dodger Totals- 1 year		2-1	3.68	73	1	0	0	3	66.0	57	28	27	4	2	27	56	2	0	.239
Minor League- 8 years		15-18	3.69	185	20	0	0	21	341.2	332	184	140	23	17	128	288	33	1	.256

Scott Alexander's Career Postseason Pitching Record

Year	Team	W-L	ERA	G	GS	CG	SHO	SV	IP	H	R	ER	HR	HBP	BB	SO	WP	BK
2018	NLDS: LAD vs. ATL	0-0	0.00	1	0	0	0	0	1.0	0	0	0	0	0	0	0	0	0
	WS: LAD vs. BOS	0-0	13.50	3	0	0	0	0	1.1	1	2	2	0	0	2	2	1	0
Postseason Totals		0-0	7.71	4	0	0	0	0	2.1	1	2	2	0	0	2	2	1	0
LDS Totals		0-0	0.00	1	0	0	0	0	1.0	0	0	0	0	0	0	0	0	0
WS Totals		0-0	13.50	3	0	0	0	0	1.1	1	2	2	0	0	2	2	1	0

Scott Alexander's Career Single-Game Bests

Low-Hit Complete Game:	---	Most Strikeouts:	4 (3x), May 19, 2018 at WAS
Most Innings Pitched Starter:	1.1, June 1, 2018 at COL	Most Walks:	3 (2x), last: August 1, 2018 vs. MIL
Most Innings Pitched Reliever:	3.0 (2x), last: May 15, 2016 vs. ATL	Longest Winning Streak:	3 games (2x), last: Sept. 27, 2017-July 23, 2018
Most Earned Runs Allowed:	3 (5x), last: Sept. 26, 2018 at ARI	Longest Losing Streak:	2 games, April 18-June 25, 2017

Scott Alexander's Career Fielding Record

Position	PCT	G	PO	A	E	TC	DP
Pitcher	.857	79	8	10	3	21	1

Career Transactions

- Selected by Kansas City in the sixth round of the 2010 First-Year Player Draft
- January 4, 2018: Acquired by Los Angeles from Kansas City in a three team trade. The Dodgers also received INF Jake Peter (from CWS), the Royals received RHP Trevor Oaks (from LA) and INF Erick Mejia (from LA) and the White Sox received LHP Luis Avilan (from LA), RHP Joakim Soria (from KC) and cash considerations (from LA & KC)

Disabled List

- May 8- June 7, 2017 (strained right hamstring)



YADIER

Alvarez

RHP | 78

@YadierAlvarez

Bats: Right **Throws:** Right**Height:** 6-3 **Weight:** 180**Opening Day Age:** 23**Born:** March 7, 1996 in Matanzas, Cuba**Resides:** Miami, FL**Acquired:** Signed as an international free agent on July 2, 2015**ML Service:** 0.000

Career Summary

- Right-hander enters his fourth professional season and his first big league camp after being added to the 40-man roster on November 20, 2018
- In 54 career games (42 starts), he has posted a 9-11 record with a 3.83 ERA and has struck out 240 batters against 115 walks in 207.0 innings over three minor league seasons
- Honored as a Texas League mid-season All-Star with Tulsa in 2018 and was selected for the 2017 Futures Game as a member of the Rancho Cucamonga Quakes
- Signed as an international free agent from Cuba in 2015

Year-By-Year

- 2018** · Went 1-2 with a 4.66 ERA (25 ER/48.1 IP) in 17 games (eight starts) with Double-A Tulsa, while limiting batters to a .211 average and posting a 1.66 WHIP
- Selected as a Texas League mid-season All-Star
 - Was placed on the disabled list on May 6 with a left groin strain and was activated on June 18... made two rehab starts with the AZL Dodgers, allowing only one earned run in 7.0 innings, while striking out 10 batters against one walk
 - Had his contract selected by the Los Angeles Dodgers on November 20 and was added to the 40-man roster
- 2017** · Split time between Single-A Rancho Cucamonga and Double-A Tulsa, combining to go 4-6 with a 4.68 ERA and striking out 97 batters against 50 walks in 92.1 innings in 21 games (18 starts)
- Began the season with the Quakes and earned a selection to the Futures Game after going 2-4 with a 5.31 ERA, striking out 61 batters against 25 walks and posting a 1.45 WHIP
 - Promoted to Tulsa on July 20, where he started seven games and put up a 2-2 record with a 3.55 ERA, while striking out 36 batters against 25 walks
- 2016** · Combined to go 4-3 with a 2.12 ERA (14 ER/59.1 IP) with Rookie-level AZL Dodgers and Single-A Great Lakes in 14 starts
- Struck out 81 batters against 21 walks in 59.1 innings

Personal

Yadier Alvarez... resides in Miami, Florida... originally signed as a non-drafted free agent on July 2, 2015

Yadier Alvarez's Career Pitching Record

Year	Team	W-L	ERA	G	GS	CG	SHO	SV	IP	H	R	ER	HR	HB	BB	SO	WP	BK	AVG
2016	Great Lakes	3-2	2.29	9	9	0	0	0	39.1	31	13	10	1	0	11	55	6	0	.214
	AZL Dodgers	1-1	1.80	5	5	0	0	0	20.0	9	4	4	0	0	10	26	4	1	.127
2017	Tulsa	2-2	3.55	7	7	0	0	0	33.0	29	17	13	1	2	25	36	8	0	.234
	Rancho Cucamonga	2-4	5.31	14	11	0	0	1	59.1	61	40	35	3	0	25	61	5	1	.263
2018	Tulsa	1-2	4.66	17	8	0	0	1	48.1	37	31	25	2	1	43	52	12	0	.211
	AZL Dodgers	0-0	1.29	2	2	0	0	0	7.0	5	1	1	0	0	1	10	3	0	.208
Minor League- 5 years		9-11	3.83	54	42	0	0	2	207.0	172	106	88	7	3	115	240	38	2	.223

Yadier Alvarez's Career Single-Game Bests

Low-Hit Complete Game:	---	Most Strikeouts:	---
Most Innings Pitched Starter:	---	Most Walks:	---
Most Innings Pitched Reliever:	---	Longest Winning Streak:	---
Most Earned Runs Allowed:	---	Longest Losing Streak:	---

Yadier Alvarez's Career Fielding Record

Position	PCT	G	PO	A	E	TC	DP
Pitcher	---	---	---	---	---	---	---

Career Transactions

July 2, 2015- Signed as a free agent with the Dodgers

Disabled List

Has not been on the disabled list in the Major Leagues



PEDRO

Báez

RHP | 52

@Dodgers

Bats: Right **Throws:** Right

Height: 6-1 **Weight:** 230

Opening Day Age: 31

Born: March 11, 1988 in Bani, DR

Resides: Bani, DR

Acquired: Signed as a non-drafted free agent January 22, 2007

ML Service: 4.059

MLB Debut: May 5, 2014



Career Summary

- Hard-throwing right-hander enters his sixth season with Los Angeles after going 4-3 with a 2.88 ERA in 55 games during the 2018 season
- He has gone 14-13 with a 3.01 ERA and a 1.14 WHIP in 266 career relief appearances over five Major League seasons with the Dodgers
- Has held hitters to a .217 career batting average and has been effective against hitters from both sides of the plate, limiting left-handed batters to a .190 average and a .232 mark against righties
- Has a career average of 9.59 strikeouts per 9.0 innings with a 3.19 strikeout-to-walk ratio, striking out 287 career batters against just 90 walks in 269.1 innings
- Made his MLB debut on May 5, 2014 at Washington...picked up his first big league win on May 10, 2015 at Colorado with 1.1 scoreless innings in the Dodgers' 9-5 victory
- Spent the first six seasons of his career as an infielder before converting to pitching for the 2013 season...went 5-4 with 14 saves and a 3.76 ERA in 91 minor league relief appearances over three seasons...averaged nearly a strikeout per inning with 95 Ks in 103.0 innings pitched
- As a position player, compiled a .248 batting average while hitting 45 home runs with 286 RBI in 507 games in six seasons from 2007-2012...appeared in consecutive All-Star Futures Games in 2009-10...was rated as high as the Dodgers' No. 8 prospect by Baseball America as a third baseman, while constantly topping the publication's ratings as having the organization's best infield arm
- Originally signed as a non-drafted free agent on Jan. 22, 2007 out of the Dominican Republic

Year-By-Year

- 2018** • Finished his fifth Major League season with a 4-3 record and a 2.88 ERA (18 ER/56.1 IP) in 55 relief appearances...struck out 62 batters against 23 walks
 - Held the opposition to a .220 average, limiting lefties to a .164 mark (11-for-67)...among NL relievers, his opponents' batting average against left-handed hitters ranked sixth best (min. 200 BFP)
 - Had success at home, going 2-2 with a 1.52 ERA (5 ER/29.2 IP) and limiting the opposition to a .194 average at Dodger Stadium... struck out 35 against just 10 walks, while posting a 1.04 WHIP
 - Finished the season strong as he allowed just one run over his last 19 outings (19.1 IP) after Aug. 13, posting a 0.47 ERA and holding hitters to a .108 average (7-for-65)...struck out 19 against five walks, while posting a 0.62 WHIP during that time
 - Tossed a career-high tying 2.2 innings on May 2 at ARI (last: July 8, 2016 vs. SD) and threw a career-high 42 pitches
 - Was a key piece out of the bullpen during the Postseason for the Dodgers, going 1-0 with a 1.59 ERA (2 ER/11.1 IP) in 10 Postseason relief appearances...struck out 14 batters against five walks, while holding batters to a .108 average
 - Missed 36 games with biceps tendonitis (June 15-July 25)
- 2017** • Went 3-6 with a 2.95 ERA (21 ER/64.0 IP) in 66 relief appearances in his fourth Major League season
 - Held batters to a .225 average, including a .206 mark against left-handed hitters...ranked 14th among NL relievers (min. 100 BFP) in opponents' batting average against lefties
 - Allowed two of 20 inherited runners to score (10.0%), tied for the seventh-lowest percentage among NL

- relievers (min. 50.0 IP)...limited batters with runners in scoring position to a .099 average (7-for-66), the third lowest among big league relievers (min. 50 BFP)
- Tossed a career-high 18.2 scoreless innings streak from Sept. 6, 2016 to April 25, holding hitters to a .127 average and striking out 23 batters against seven walks during that span
 - Went 3-1 with a 1.99 ERA and held hitters to a .195 average at home, compared to a 0-5 record with a 3.90 ERA on the road
 - Missed the first 10 games of the season with a right wrist contusion suffered at the beginning of Spring Training
- 2016**
- Ranked second among Dodger relievers with career-high marks in games (73) and innings (74.0) in his second full year in the big leagues...went 3-2 with a 3.04 ERA and tied for ninth in the NL with 23 holds
 - Limited opponents to a .195 batting average, which ranked 12th in the National League, and was effective against both right-handed (.214, 37-for-173) and left-handed hitters (.160, 15-for-94)
 - Ranked 12th in the NL with a 1.00 WHIP
 - Reeled off 15 consecutive scoreless appearances (17.1 IP) from July 1-Aug. 7...had two dominating months: July (14.2 scoreless innings with a .064 opponents' average (3-for-47) and September/October (11.2 scoreless IP/15 SO)
 - Was sent to Double-A Tulsa Aug. 30-Sept. 6, but did not pitch for the Drillers
 - Tossed scoreless relief in five of seven postseason appearances, allowing six runs (two earned) in 7.0 innings (2.57 ERA)
- 2015**
- Went 4-2 with a 3.35 ERA in 52 relief appearances in his second big league season after making his first Opening Day roster
 - Limited opposing hitters to a .247 batting average with a 1.14 WHIP...struck out 60 (with only 11 walks) in 51.0 innings
 - Picked up his first big league victory on May 10 at Colorado with 1.1 scoreless innings in the Dodgers' 9-5 victory
 - Placed on the DL from May 14-June 26 with a right pectoral strain
 - Made two postseason appearances against the Mets in the NLDS, allowing three runs in 0.1 innings of relief
- 2014**
- Posted a 2.63 ERA and limited opponents to a .188 batting average with a 0.88 WHIP in 20 relief appearances in four stints with the Dodgers in his first MLB action
 - First recalled on May 5 and made his MLB debut that night against Washington, allowing two runs in 1.0 inning
 - Selected to the Dodgers' NLDS roster and made two postseason appearances against the Cardinals, allowing two runs in 2.1 innings
 - Went a combined 2-1 with 12 saves and a 3.86 ERA in 40 appearances for Double-A Chattanooga and Triple-A Albuquerque
- 2013**
- In his first year pitching, went 3-3 with two saves and a 3.88 ERA in 48 combined relief appearances with Single-A Rancho Cucamonga and Double-A Chattanooga...averaged nearly a strikeout per inning with 55 Ks in 58.0 innings
 - Opened the season at Rancho Cucamonga, making 32 appearances, before his July 10 promotion to Chattanooga
 - Following the season, pitched for the Glendale Desert Dogs in the Arizona Fall League
- 2012**
- Combined to hit .221 with 11 home runs and 59 RBI in 128 games with Rancho Cucamonga and Chattanooga
 - Selected as a midseason Southern League All-Star, starting the game at third base for the North Division All-Stars
 - Rated by Baseball America as the Dodgers' best minor league defensive infielder and having the system's best infield arm
- 2011**
- Appeared in 32 games with Double-A Chattanooga, batting .210 with 12 doubles, two homers and 15 RBI
- 2010**
- Hit a combined .263 with six homers and 45 RBI in 84 games with the Rookie-level AZL Dodgers, Single-A Inland Empire and Chattanooga
 - Selected to his second consecutive XM All-Star Futures Game
- 2009**
- Selected to the World Team at the 2009 XM All-Star Futures Game in St. Louis, hitting .286 with 17 doubles, 10 homers and 61 RBI in 79 games with Single-A Inland Empire
 - Entered the season as the Dodgers No. 13 prospect according to Baseball America...also entered the season rated as having the organization's Best Infield Arm according to Baseball America
- 2008**
- Combined to hit .229 with 30 doubles, 13 home runs and 66 RBI in 120 games with Rookie-advanced Ogden and Single-A Great Lakes...led Ogden with 12 home runs (tied for sixth in the Pioneer League) and 50 RBI (sixth in the league)

2008 · Ranked second in the Gulf Coast League with 39 RBI in 53 games with the Rookie-level GCL Dodgers

· Rated as the club's 10th-best prospect and as having the Best Infield Arm in the Dodger organization

Personal

Pedro Alberys Báez...resides in his native Bani, Dominican Republic during the offseason...is fourth oldest of six siblings (three brothers, two sisters)...growing up, his mother, Idalia, worked in a factory, processing agricultural products for the popular Dominican brand "La Famosa"...his father, Pedro Sr., worked as a baker...originally signed as a non-drafted free agent Jan. 22, 2007 by scout Elvio Jimenez.

Pedro Báez's Career Pitching Record

Year	Team	W-L	ERA	G	GS	CG	SHO	SV	IP	H	R	ER	HR	HB	BB	SO	WP	BK	AVG
2013	Rancho Cucamonga	2-2	3.63	32	0	0	0	2	34.2	41	17	14	3	4	15	32	1	0	.295
	Chattanooga	1-1	4.24	16	0	0	0	0	23.1	26	13	11	3	0	8	23	2	1	.283
2014	LOS ANGELES	0-0	2.63	20	0	0	0	0	24.0	16	7	7	3	0	5	18	0	0	.188
	Albuquerque	0-0	4.76	23	0	0	0	6	22.2	27	12	12	4	2	4	20	2	1	.303
	Chattanooga	2-1	2.79	17	0	0	0	6	19.1	15	7	6	0	1	9	18	2	0	.208
2015	LOS ANGELES	4-2	3.35	52	0	0	0	0	51.0	47	22	19	4	1	11	60	1	1	.247
	Oklahoma City	0-0	0.00	3	1	0	0	0	3.0	2	0	0	0	0	2	0	0	.200	
2016	LOS ANGELES	3-2	3.04	73	0	0	0	0	74.0	52	27	25	11	2	22	83	3	2	.195
2017	LOS ANGELES	3-6	2.95	66	0	0	0	0	64.0	56	24	21	9	2	29	64	1	1	.225
	Oklahoma City	0-0	6.00	3	0	0	0	0	3.0	1	2	2	0	0	1	3	0	0	.100
2018	LOS ANGELES	4-3	2.88	55	0	0	0	0	56.1	46	19	18	4	1	23	62	0	1	.220
	Oklahoma City	0-0	0.00	2	0	0	0	0	2.0	1	0	0	0	0	3	0	0	.143	
	Tulsa	0-0	6.75	1	0	0	0	0	1.1	1	1	1	1	0	0	1	0	0	.200
Major League- 5 years		14-13	3.01	266	0	0	0	0	269.1	217	99	90	31	6	90	287	5	5	.217
Dodgers Totals- 5 years		14-13	3.01	266	0	0	0	0	269.1	217	99	90	31	6	90	287	5	5	.217
Minor League-5 years		5-4	3.79	97	1	0	0	14	109.1	114	52	46	11	7	37	102	7	2	.269

Pedro Báez's Career Postseason Pitching Record

Year	Team	W-L	ERA	G	GS	CG	SHO	SV	IP	H	R	ER	HR	HB	BB	SO	WP	BK
2014	NLDS: LA vs. STL	0-0	7.71	2	0	0	0	0	2.1	1	2	2	1	1	1	2	0	0
2015	NLDS: LA vs. NYM	0-0	81.00	2	0	0	0	0	0.1	2	3	3	0	0	2	1	0	0
2016	NLDS: LA vs WAS	0-0	0.00	4	0	0	0	0	3.2	0	0	0	0	1	2	1	0	0
	NLCS: LA vs ChC	0-0	5.40	3	0	0	0	0	3.1	6	6	2	1	0	2	4	0	0
2018	NLDS: LA vs ATL	0-0	0.00	2	0	0	0	0	2.1	0	0	0	0	0	1	3	0	0
	NLCS: LA vs MIL	1-0	0.00	4	0	0	0	0	4.1	2	0	0	0	0	1	7	0	0
	WS: LA vs BOS	0-0	3.86	4	0	0	0	0	4.2	2	2	2	1	0	3	4	0	0
Postseason Totals		1-0	3.86	21	0	0	0	0	21.0	13	13	9	3	2	12	22	0	0
LDS Totals		0-0	5.19	10	0	0	0	0	8.2	3	5	5	1	2	6	7	0	0
LCS Totals		1-0	2.35	7	0	0	0	0	3.1	6	6	2	1	0	3	11	0	0
WS Totals		0-0	3.86	4	0	0	0	0	4.2	2	2	2	1	0	3	4	0	0

Pedro Báez's CAREER SINGLE-GAME BESTS

Low-Hit Complete Game: None

Most Innings Pitched - Starter: None

Most Innings Pitched - Reliever: 2.2 (2x), May 2, 2018 at ARI

Most Earned Runs Allowed: 4 (3x), last: Aug. 9, 2018 at COL

Most Strikeouts: 5, June 2, 2017at MIL

Most Walks: 3 (2x), April 20, 2018 vs. WAS

Longest Winning Streak: 5 games, June 17, 2016-June 25, 2017

Longest Losing Streak: 6 games, Aug 2, 2017 - April 24, 2018

Pedro Báez's Career Fielding Record

Position	PCT	G	PO	A	E	TC	DP
Pitcher	.857	266	4	20	4	28	3

Career Transactions

· Jan. 22, 2007: Signed as a non-drafted free agent

Disabled List

· May 14-June 26, 2015 (right pectoral strain)

· March 30-April 14, 2017 (right wrist contusion)

· June 15 - July 25, 2018 (right biceps tendinitis)



AUSTIN

Barnes

C / IF | 15

@Dodgers

Bats: Right **Throws:** Right**Height:** 5-9 **Weight:** 185**Opening Day Age:** 29**Born:** Dec. 28, 1989 in Riverside, CA**Resides:** Riverside, CA**Acquired:** In a seven-player trade with the Miami Marlins on Dec. 10, 2014**ML Service:** 2.124**MLB Debut:** May 24, 2015

Career Summary

- Versatile catcher/infielder and Riverside native enters his ninth professional season and his fifth with the Dodgers
- Has appeared in 243 Major League games, posting a .240/.364/.372 slashline with 74 runs, 23 doubles, two triples, 12 home runs and 55 RBI
- Has spent the majority of his big league career at catcher (136 games), but has also appeared at second base (48 games) and third base (three games)...among active catchers (min. 900 INN), his .996 career fielding percentage (4 E/992.1 INN) ranks sixth best in the Majors
- Made his MLB debut on May 24, 2015 vs. San Diego and collected his first big league hit that day with a single in the eighth inning off Dale Thayer
- Belted his first Major League home run on April 15, 2017 against Arizona with a solo shot off Patrick Corbin that hit the left field foul pole in the second inning
- Over six minor league seasons with the Marlins (2011-14) and Dodgers (2015-16) organizations, he has hit .299 with 46 homers and 267 RBI in 585 minor league games...in 2015, was selected to the All-Pacific Coast League team and as a midseason PCL All-Star, while also earning Baseball America Triple-A All-Star honors...from 2012-2014, he was selected as an MiLB.com Marlins Organization All-Star...was a Single-A Florida State League All-Star in 2013 and 2014...in 2012, earned South Atlantic League mid-season and post-season All-Star honors
- Selected by the Marlins in the ninth round of the 2011 First-Year Player Draft out of Arizona State University

Year-By-Year

- 2018** • Completed his second full Major League season where he hit .205 with five doubles, four home runs and 14 RBI in 100 games
- Appeared in 61 games at catcher along with 19 at second base and one at third...recorded a .998 fielding percentage (1 E/434.2 INN) in 61 games at catcher...among catchers (min. 60 games), his .998 fielding percentage ranked seventh in the NL
 - Appeared in 10 postseason games, including all five World Series contests
 - Finished the month of September with a .240 batting average, three homers and six RBI...his three homers in the month was a career-high for long balls in any given month
 - Hit .246 (28-for-114) with all four of his homers and 11 of his 14 RBI against left-handers
- 2017** • In his first full Major League season, he hit .289 with 15 doubles, two triples, eight home runs, 38 RBI and four stolen bases in 102 games...posted a .408 on-base percentage, as he drew 39 walks against striking out just 43 times
- Finished 10th in the Majors (min. 100 AB) with a .321 (35-for-109) average against right-handed pitchers...his .290 average (9-for-31) as a pinch-hitter was tied for 10th best in the big leagues
 - Hit .320 with runners on-base, while batting .328 with runners in scoring position
 - Appeared in 55 games (49 starts) at catcher, while also playing 21 games (four starts) at second base and one game at third base...posted a .994 fielding percentage at catcher, recording just three errors in 438.1 innings...his 3.74 catcher ERA ranked eighth best in the Majors (min. 400 INN)
 - Belted his first big league home run on April 15, a solo shot off Patrick Corbin that hit the left field foul pole in the second inning
 - Recorded his first career multi-homer game on June 30 at SD with his first career grand slam in the first inning and a three-run shot in the sixth...collected a career-high seven RBI and according to Elias Sports

Bureau, he became the first Dodger catcher to hit a grand slam and a three-run homer in the same game

- Appeared in all 15 postseason games (13 starts), hitting .217 with two doubles, one home run and five RBI... had reached base safely in his first four plate appearances to begin the postseason and according to Stats LLC., he became the first Dodger to reach in four straight plate appearances to begin a postseason since Sandy Amoros in the 1955 World Series (five straight)

2016 · Spent the majority of the season with Triple-A Oklahoma City, but went 5-for-32 with a double and two RBI in 21 games in four stints with the Dodgers...made his first-career Opening Day roster

- Made seven starts, five at catcher and two at second base...overall, appeared in nine games at catcher, seven at second base and one at third base
- Selected to the Dodgers' NLDS roster vs. Washington and appeared in two games off the bench in the series
- At Triple-A, hit .295 with 22 doubles, five triples, six homers and 39 RBI in 85 games...posted a .380 on-base percentage, which would have ranked eighth in the Pacific Coast League if he had at-bats to qualify...batted .385 (30-for-78) with runners in scoring position
- Stole 18 bases, while only being caught three times
- With OKC, appeared in 63 games (62 starts) at catcher and 15 games (13 starts) at second base

2015 · Saw his first big league action, going 6-for-29 (.207) with two doubles and an RBI along with a .361 on-base percentage in 20 games with Los Angeles

- In the Majors, saw action at catcher (11 games, seven starts), third base (one game) and second base (one start) for Los Angeles...became the first Dodger to play catcher, third base and second base in the same season since Trent Hubbard in 1998-99, and the first to play catcher and second base in the same season since Derrel Thomas in 1980
- Made his MLB debut on May 24 vs. the Padres, collecting his first big league hit on that day with a single in the bottom of the eighth inning off of Dale Thayer
- Appeared in 81 games for Triple-A Oklahoma City and batted a team-best .315 with nine home runs and 42 RBI...posted a .389 on-base percentage
- Honored as a post-season All-Pacific Coast League team and a midseason Pacific Coast League All-Star... also selected by Baseball America as a Triple-A All-Star

2014 · Posted career-highs in runs (80), home runs (13), walks (69) and stolen bases (11) while splitting time between Single-A Jupiter and Double-A Jacksonville

- Was named a Florida State League mid-season All-Star, hitting .317 (57-for-180) with 11 doubles, one home run, and 14 RBI with Jupiter before being promoted to Jacksonville on June 1
- Acquired by the Dodgers on Dec. 10 along with Kike Hernandez, Chris Hatcher and Andrew Heaney in exchange for infielder Dee Gordon, right-handed pitcher Dan Haren, infielder Miguel Rojas and cash considerations

2013 · Earned Florida State League mid-season All-Star honors and spent majority of campaign with Single-A Jupiter, batting .260 (91-for-350) with 15 doubles, one triple, four home runs and 38 RBI in 98 games

- Promoted to Jacksonville on August 6 and in 19 games with Suns, posting .339 average (21-for-62) with two doubles, two triples, one home run and seven RBI...made 11 appearances as catcher, four at second base and four as designated hitter

2012 · Led the Single-A South Atlantic League in hits (152) and Greensboro in total bases (230), earning league mid-season and post-season All-Star honors

2012 · Started his professional career with short-season Jamestown, appearing in 31 games at catcher, 15 games as the designated hitter and 12 games at second base

Personal

Austin Scott Barnes...resides in Riverside, CA with his wife Nicole...2008 graduate of Riverside Poly High School (CA), where he earned four varsity letters in baseball and was a team captain in his senior season...was a three-time All-County and two-time All-League honoree and named first-team All-CIF (California Interscholastic Federation) and All-State in 2007 as a junior...also named team and league MVP as a junior...attended Arizona State University, where he earned First-Team All-Pac-10 honors following his junior season (2011), as well as garnering Honorable Mention All-Pac-10 honors after sophomore campaign (2010)...uncle is former Major Leaguer, Mike Gallego...selected by the Marlins in the ninth round of the 2011 First-Year Player Draft.

Austin Barnes' Career Batting Record

Year	Team	AVG	G	AB	R	H	2B	3B	HR	RBI	SH	SF	HP	BB	SO	SB	CS	OBP	SLG	E
2011	Jamestown	.288	57	219	33	63	13	0	1	19	1	1	4	25	22	6	1	.369	.361	5
2012	Greensboro	.318	123	478	76	152	36	3	12	65	17	3	9	59	61	9	2	.401	.481	14
2013	Jupiter	.260	98	350	42	91	15	1	4	38	0	5	10	52	59	5	2	.367	.343	6
	Jacksonville	.339	19	62	10	21	2	2	1	7	0	0	0	12	10	0	0	.446	.484	0
2014	Jupiter	.317	44	180	24	57	11	2	1	14	0	0	1	19	25	3	3	.385	.417	4
	Jacksonville	.296	78	284	56	84	20	2	12	43	3	5	6	50	36	8	0	.406	.507	13
2015	LOS ANGELES	.207	20	29	4	6	2	0	0	1	1	0	1	6	6	1	0	.361	.276	0
	Oklahoma City	.315	81	292	40	92	17	2	9	42	1	4	3	35	36	12	2	.389	.479	7
2016	LOS ANGELES	.156	21	32	3	5	1	0	0	2	0	0	0	5	9	0	0	.270	.188	0
	Oklahoma City	.295	85	336	59	99	22	5	6	39	1	1	4	43	53	18	3	.380	.443	10
2017	LOS ANGELES	.289	102	218	35	63	15	2	8	38	0	0	5	39	43	4	1	.408	.486	4
2018	LOS ANGELES	.205	100	200	32	41	5	0	4	14	1	0	6	31	67	4	3	.329	.290	2
Major League- 4 years		.240	243	479	74	115	23	2	12	55	2	0	12	81	125	9	4	.364	.372	6
Dodger Totals- 4 years		.240	243	479	74	115	23	2	12	55	2	0	12	81	125	9	4	.364	.372	6
Minor League-6 years		.299	585	2201	340	659	136	17	46	267	23	19	37	295	302	61	13	.388	.439	59

Austin Barnes' Career Postseason Batting Record

Year	Team	AVG	G	AB	R	H	2B	3B	HR	RBI	SH	SF	HP	BB	SO	SB	CS	OBP	SLG
2016	NLDS: LAD vs. WSH	.000	2	1	1	0	0	0	0	0	0	0	0	0	1	0	0	.000	.000
2017	NLDS: LAD vs. ARI	.500	3	8	4	4	1	0	1	3	0	0	0	1	2	1	0	.556	1.000
	NLCS: LAD vs. CHC	.133	5	15	2	2	0	0	0	0	0	0	3	3	0	0	0	.278	.133
	WS: LAD vs. HOU	.174	7	23	2	4	1	0	0	2	0	1	1	0	5	0	0	.200	.217
2018	NLCS: LAD vs. MIL	.111	5	18	0	2	0	0	0	2	0	0	0	2	9	0	0	.200	.111
	WS: LAD vs. BOS	.000	5	11	0	0	0	0	0	0	0	0	0	0	5	0	0	.083	.000
Postseason Totals		.158	27	76	9	12	2	0	1	7	0	1	1	7	25	1	0	.235	.224
LDS Totals		.444	5	9	5	4	1	0	1	3	0	0	0	1	3	1	0	.500	.889
LCS Totals		.121	10	33	2	4	0	0	0	2	0	0	0	5	12	0	0	.237	.121
WS Totals		.118	12	34	2	4	1	0	0	2	0	1	1	1	10	0	0	.162	.147

Austin Barnes' Career Single-Game Bests

Most Hits:	3, Sept. 27, 2017 vs. SD	Most Stolen Bases:	2, June 22, 2017 vs. NYM
Most RBI:	7, June 30, 2017 at SD	Most Walks:	3 (2x), last: July 28, 2017 vs. SF
Most Home Runs:	2, June 30 2017 at SD	Longest Hitting Streak:	7 games, Aug. 15-27, 2017
Most Runs Scored:	2 (14x), last: Sept. 4, 2018 vs. NYM	Grand Slams:	1, June 30, 2017 at SD (Richard)

Austin Barnes' Career Fielding Record

Position	PCT	G	PO	A	E	TC	DP
Catcher	.996	136	1079	37	4	1120	7
Second Base	.973	48	27	44	2	73	11
Third Base	---	3	0	0	0	0	0

AUSTIN BARNES' CAREER CATCHING RECORD

G	INN	CCS	SB	CS%	PB	CPKO	CERA
136	992.1	10	51	20%	5	0	3.80

Career Transactions

- Selected by the Marlins in the ninth round of the 2011 First-Year Player Draft Dec. 10, 2014
- Acquired by Los Angeles from Miami with Chris Hatcher and Kiké Hernandez in exchange for Dee Gordon, Dan Haren, Miguel Rojas and cash consideration

Disabled List

Has not been on the disabled list in the Major Leagues



MATT

Beaty

INF | 72

@matt_beatybu

Bats: Left Throws: Right

Height: 6-0 Weight: 215

Opening Day Age: 25

Born: April 28, 1993 in Snellville, GA

Resides: Snellville, GA

Acquired: Selected in the 12th round of the 2015 First-Year Player Draft

ML Service: 0.000



Career Summary

- The 25-year-old infielder enters his second Major League camp in his fifth season in the Dodger organization after being drafted by the club in 2015
- In 342 minor league games, he has slashed .309/.366/.445 with 180 runs, 79 doubles, three triples, 31 home runs and 199 RBI
- Defensively, has played 160 games at first base and 151 games at third, while also appearing in games at second base (five games), right field (four games) and left field (eight games)
- Named 2017 Texas League Player of the Year with Double-A Tulsa, after leading the league in batting average (.326, T-1st), OPS (.883) and doubles (31, T-1st)...also ranked among the best in the league in hits (143, 3rd), extra-base hits (47, T-2nd), total bases (221, 3rd), home runs (15, T-12th), RBI (69, T-5th), OBP (.378, 4th) and SLG (.505, 2nd)
- Selected as a 2017 Texas League mid-season All-Star and MiLB.com's Organizational All-Star
- Honored as a California League post-season All-Star in 2016 with Single-A Rancho Cucamonga
- Selected by the Dodgers in the 12th round of the 2015 First-Year Player Draft out of Belmont University (TN)

Year-By-Year

- 2018** · Played in 31 total games for the Triple-A Oklahoma City Dodgers in the Pacific Coast League where he slashed .277/.378/.406 with 13 runs, 10 doubles and 12 RBIs...also spent time on a rehab assignment with the AZL Dodgers where he appeared in three games after undergoing surgery to repair the UCL ligament in his thumb
- For Oklahoma City, appeared in 16 games at first base, four games at second base, four games at third base and five games in left field
- 2017** · Spent the entire season with Double-A Tulsa and was named Texas League Player of the Year following a breakout season where he slashed .326/.378/.505 with 61 runs, 31 doubles, one triple, 15 homers and 69 RBI in 116 games
- Led the Texas league in batting average (T-1st), OPS (.883) and doubles (T-1st), while also ranking among the best in hits (143, 3rd), extra-base hits (47, T-2nd), total bases (221, 3rd), home runs (T-12th), RBI (T-5th), OBP (4th) and SLG (2nd)
 - Appeared in 55 games at first base, 49 games at third base, three games in right field, two games in left field and one game at second base for the Drillers
 - Selected as Texas League mid-season All-Star and MiLB.com's Organizational All-Star...also named Texas League Player of the Week in the period ending Aug. 6
 - Following the season, played in the Arizona Fall League with the Glendale Desert Dogs hitting .242 with two homers and 10 RBI...selected to participate in the AFL Rising Stars Game

Personal

Matthew Thomas Beaty...attended Dresden High School in Tennessee, where he earned All-State honors three times and was a two-time District Player of the Year...also played basketball, golf and football...played in the Northwoods League for the Green Bay Bullfrogs where he was named MVP after his junior year in college...named to the OVC Commissioner's Honor Roll in 2013 as a sophomore and was named Atlantic Sun All-Freshman Team in 2012 at Belmont University...drafted by the Kansas City Royals in the 48th round of the 2011 First-Year Player Draft but did not sign...selected by the Dodgers in the 12th round of the 2015 First-Year Player Draft and signed by scout Marty Lamb.

Matt Beaty's Career Batting Record

Year	Team	AVG	G	AB	R	H	2B	3B	HR	RBI	SH	SF	HP	BB	SO	SB	CS	OBP	SLG	E
2015	Great Lakes	.297	62	246	37	73	7	2	4	25	1	3	2	21	28	2	1	.353	.390	8
	Ogden	.480	6	25	3	12	1	0	0	3	1	0	0	2	3	2	2	.519	.520	1
2016	Rancho Cucamonga	.297	124	489	66	145	30	0	11	88	0	7	6	40	74	6	1	.352	.425	13
2017	Tulsa	.326	116	438	61	143	31	1	15	69	0	4	4	35	54	3	3	.378	.505	11
2018	Oklahoma City	.277	31	101	13	28	10	0	1	12	1	1	5	12	17	0	0	.378	.406	2
	AZL	.375	3	8	0	3	0	0	0	2	0	0	0	0	0	0	0	.375	.375	0
Minor League-4 years		.309	342	1307	180	404	79	3	31	199	3	15	17	110	176	13	7	.366	.445	35

Matt Beaty's Career Single-Game Bests

Most Hits:	---	Most Stolen Bases:	---
Most RBI:	---	Most Walks:	---
Most Home Runs:	---	Longest Hitting Streak:	---
Most Runs Scored:	---	Grand Slams:	---

Matt Beaty's Career Fielding Record

Position	PCT	G	PO	A	E	TC	DP
Infielder	---	---	---	---	---	---	---

Career Transactions

· Signed by the Dodgers on June 16, 2015

Disabled List

· Has not been on the disabled list in the Major Leagues



CODY

Bellinger

IF | 35

@Cody_Bellinger

Bats: Left **Throws:** Left

Height: 6-4 **Weight:** 215

Opening Day Age: 23

Born: July 13, 1995 in Scottsdale, AZ

Resides: Chandler, AZ

Acquired: Selected in the fourth round of the 2013 First-Year Player Draft

ML Service: 1:160

MLB Debut: April 25, 2017



Career Summary

- The 2017 All-Star and unanimous National League Rookie of the Year enters his third Major League season after putting together a solid 2018 campaign, where he hit .260 with 28 doubles, 25 home runs and 76 RBI in a career-high 162 games
- Was named 2018 NLCS MVP after leading the Dodgers to victories with game-winning RBI in Game 4 (walk-off single in 13th) and Game 7 (two-run home run)
 - His 64 home runs in his first two big league seasons are the most ever for a Dodger and tie Mark Teixeira for the ninth most in MLB history...is one of 19 players to post 170+ RBI (173), 170+ R (171) and 125+ extra-base hits (129) through his first two MLB seasons (last: Kris Bryant, 2015-16)
- Honored with the 2017 Players Choice Award for Outstanding NL Rookie and recognized by the Sporting News as the publications' NL Rookie of the Year...finished ninth place in the NL MVP voting in 2017, when he completed the season ranked among the NL leaders in home runs (2nd), home runs per at-bat (12.31, 2nd), game-winning RBI (17, 4th), slugging percentage (5th), extra-base hits (69, 8th), OPS (10th) and RBI (T-13th)
- His 39 home runs in 2017 established a National League rookie home run record, surpassing previous record holders Wally Berger (1930) and Frank Robinson (1956), who each belted 38 homers...also recorded six multi-home run games, which according to Stats, LLC, were the most ever by a rookie in Dodger history and the third most all-time, trailing just Mark McGwire (1987) and AL Rookie of the Year winner Aaron Judge (2017), who each collected seven multi-homer contests
- Had his contract selected on April 25, 2017 and made his Major League debut that day as the starting left fielder at San Francisco...picked up his first career hit in his fourth plate appearance of that game with an infield single off of Neil Ramirez
- Belted his first two career home runs on April 29, 2017 against the Phillies, slugging a solo shot off of Zach Eflin in the seventh inning for his first big league homer...became the first Dodger since Yasiel Puig (2 HR, June 4, 2013 vs. SD) to hit multiple home runs in the first game in which he ever hit a homer
- Entered the 2017 season rated as the Dodgers' No. 1 prospect and 32nd best overall prospect by MLB.com, and rated by Baseball America as the seventh-best overall prospect in baseball...selected as 2016 Baseball America's Double-A All-Star and MiLB.com Organizational All-Star...selected as a 2015 mid- and post-season California League All-Star, and was also honored as the MVP of the league championship series for the title-winning Quakes...posted a .271/.352/.503 slashline with 66 homers and 257 RBI in 132 career minor league games from 2013-17
- Selected by the Dodgers in the fourth round of the 2013 First-Year Player Draft out of Hamilton High School (AZ)

Year-By-Year

- 2018** · Appeared in 162 games, slashing .260/.343/.470 with 84 runs, 28 doubles, seven triples, 25 home runs, 76 RBI and 14 stolen bases
- Led the team in games played, hits (145) and multi-hit games (41) in 2018 and became the first Dodger since Matt Kemp in 2010 to play in 162 or more games in a season and is tied for the fourth most games played in a season in Dodger history
 - Showed his defensive versatility, appearing at first base (110 games, 85 starts), center field (78 games, 50 starts), right field (five games) and left field (one game)

- Was one of 10 Major Leaguers with at least 25 homers and 14 stolen bases in 2018
- His seven triples ranked second on the team and ninth in the National League
- Hit home runs in four consecutive games from June 5-8 for the first time in his career
- Recorded his first longball of the season on April 1 vs. Giants, which was the 40th of his career, a milestone he reached in just 136 games. According to STATS, LLC., that is the third fewest number of contests needed to hit 40 all-time, trailing Rudy York (129) and Mark McGwire (110)
- Blasted two grand slams, June 22 at NYM off of Zack Wheeler and August 2 vs. MIL off of Jhoulys Chacin
- Appeared in all 12 of the Dodgers' Postseason games and was awarded the 2018 NLCS MVP after driving in the game-winning runs in Games 4 and 7...his 13th inning walk-off single in Game 4 was his first career walk-off hit...also blasted a go-ahead two-run home run in the second inning of Game 7

- 2017 • Named National League Rookie of the Year unanimously and selected as an All-Star in his first Major League season...became the Dodgers 18th Rookie of the Year and the 22nd player overall to win the award by unanimous vote
- Finished ninth in the NL MVP voting, was also honored with the 2017 Players Choice Award for Outstanding NL Rookie and recognized by the Sporting News as the publications' NL Rookie of the Year
 - After having his contract selected from Triple-A OKC on April 25, he posted a .267/.352/.581 slashline with 87 runs, 26 doubles, four triples, 39 home runs, 97 RBI and 10 stolen bases in 132 games in his first big league season...ranked among the NL leaders in home runs (2nd), home runs per at-bat (12.31, 2nd), game-winning RBI (17, 4th), slugging percentage (5th), extra-base hits (69, 8th), OPS (10th) and RBI (T-13th)
 - His 39 home runs in 2017 established a National League rookie home run record, surpassing previous record holders Wally Berger (1930) and Frank Robinson (1956), who each belted 38 homers...also recorded six multi-home run games, which according to Stats, LLC, were the most ever by a rookie in Dodger history and the third most all-time, trailing just Mark McGwire (1987) and AL Rookie of the Year winner Aaron Judge (2017), who each collected seven multi-homer contests
 - Including his record breaking home run season, also set Los Angeles (since 1958) single-season rookie records in slugging percentage (.581) and OPS (.933), while ranking among the all-time club rookie leaders in runs (4th), doubles (T-4th), RBI (2nd), batting average (10th) and on-base percentage (4th)
 - Ranked among Major League rookies in runs (2nd), home runs (2nd), RBI (2nd), extra-base hits (2nd), on-base percentage (2nd), slugging percentage (2nd), OPS (2nd), doubles (T-3rd), walks (64, 4th), triples (T-5th), stolen bases (T-5th) and hits (128, T-7th)
 - His 12 home runs off of a left-handed pitcher was the most in the Majors by a left-handed hitter and the most by left-handed Los Angeles Dodger hitter since 1974...posted a .271/.335/.568 slashline against southpaws with six doubles, two triples and 42 RBI
 - Hit .297 (43-for-145) with 18 homers and 39 RBI from the seventh inning and later, while hitting .299 (20-for-67) with six homers and 15 RBI in close and late situations
 - Selected to the National League All-Star team and became the first position player in Dodger history to make the team in his first season in the Majors...also became the youngest position player to be honored as an All-Star in franchise history at 21 years, 354 days old and the third-youngest Dodger All-Star overall (at the time of their selection), behind only Fernando Valenzuela (20 years, 281 days in 1981) and Ralph Branca (21 years, 183 days in 1947)...participated in the HR Derby, becoming the eighth Dodger and third LA rookie to partake in the event
 - On July 15 at Miami, completed the third cycle in Los Angeles Dodger history (Wes Parker-1970, Orlando Hudson-2009) with a triple in the seventh inning...became just the ninth Dodger in franchise history to accomplish the feat and the first rookie to do so...according to Elias, became the first rookie to hit as many as 20 homers and also have a cycle in one season
 - Homered on June 20, his 10th in 10 games, becoming just the second Dodger ever to accomplish that feat (Shawn Green, 2002)...became first MLB player to hit 10 in 10 games since Troy Tulowitzki in 2010...recorded the most homers as a Dodger in a season at 21 or younger, besting Adrián Beltré, who slugged 20 homers at 21 in 2000
 - Named NL Rookie of the Month for May and June... established a new Dodgers rookie record for RBI in the month of May (27), and tied Dick Cox for the third-most RBI by a rookie in any calendar month, following James Loney (32, September 2007) and Del Bissonette (29, June 1928)...hit an MLB-best 13 homers in 28 June games, which tied for third most all-time by a rookie in a single month with Jimmie Hall, who hit 13 in Aug. 1963 with Minnesota...was also named NL Player of the Week for the week ending in May 7 and June 25
 - According to Elias Sports Bureau, became the first player in Major League history with back-to-back multi-homer games at 21 years old or younger on June 11-13 and became the only player to have four multi-homer games in his first 45 career regular-season games in the big leagues
 - Had his contract selected on April 25, 2017 and made his Major League debut that day as the starting left fielder at San Francisco...picked up his first career hit in his fourth plate appearance of that game with an infield single off of Neil Ramirez
 - Belted his first two career home runs on April 29, 2017 against the Phillies, slugging a solo shot off of Zach Eflin in the seventh inning for his first big league homer...became the first Dodger since Yasiel Puig (2 HR, June 4, 2013 vs. SD) to hit multiple home runs in the first game in which he ever hit a homer

- Started all 15 Postseason games and hit .219 (14-for-64) with four doubles, one triple, three home runs and nine RBI... became the all-time Dodger rookie Postseason record holder in hits, extra-base hits (8), home runs, RBI, runs (10) and total bases (29)
 - Posted a .343/.429/.627 slashline with four doubles, five homers and 15 RBI in 18 games with Triple-A Oklahoma City...prior to his promotion, he ranked among the PCL leaders in runs (15, T-4th), home runs (T-4th), RBI (T-8th), total bases (42, T-6th), stolen bases (7, T-2nd), on-base percentage (11th), slugging percentage (9th) and OPS (1.055, 7th)
- 2016** · Combined to post a .271/.365/.507 slashline with 17 doubles, 26 home runs and 71 RBI in 117 games with Double-A Tulsa and Triple-A Oklahoma City
- Spent majority of the season with the Drillers, hitting .263 with 23 homers and 65 RBI in 114 games and was selected as Double-A All-Star by Baseball America after ranking among the Texas League leaders in home runs (T-3rd), walks (59, T-3rd) slugging percentage (.484, T-3rd), OPS (.843, 3rd), on-base percentage (.359, T-5th), RBI (T-9th), and extra-base hits (41, T-10th)
 - Promoted to Oklahoma City on Sept. 3 and hit .545 (6-for-11) with three home runs and six RBI in three games and also appeared in nine postseason games for the OKC Dodgers, hitting .250 (9-for-36) with a homer and five RBI
 - Following the season, played in the Arizona Fall League for the Glendale Desert Dogs, earning a selection to the league's All-Star Prospect Team and starting at first base in the league's Rising Stars Game
- 2015** · Spent the entire campaign with Single-A Rancho Cucamonga and led the Single-A California League with 103 RBI and 97 runs scored, while placing second with 30 homers and batting .264 in 128 games
- Selected as a mid- and post-season California League All-Star
 - Also tied for seventh with 33 doubles and ranked third with 257 total bases
 - Was honored as the MVP of the California League championship series, batting .324 with three homers and seven RBI in eight postseason games to lead the Quakes to a league title
- 2014** · Combined to hit .312 with 14 doubles, six triples, three home runs and 34 RBI along with a .352 on-base percentage and .474 slugging percentage with Rookie-level AZL Dodgers and Rookie-level Ogden
- 2013** · Made his professional debut with Rookie-level AZL Dodgers and batted .210 with a homer and 30 RBI in 47 games

Personal

Cody James Bellinger...graduated from Hamilton High School in Chandler, AZ...is the son of former Major Leaguer Clay Bellinger, who was a two-time World Series champion with Yankees (1999, 2000)...signed by scout Dustin Yount.

Cody Bellinger's Career Batting Record

Year	Team	AVG	G	AB	R	H	2B	3B	HR	RBI	SH	SF	HP	BB	SO	SB	CS	OBP	SLG	E
2013	AZL Dodgers	.210	47	162	25	34	9	6	1	30	1	0	1	31	46	3	3	.340	.358	6
2014	Ogden	.328	46	195	49	64	13	6	3	34	0	3	0	14	35	8	0	.368	.503	7
	AZL Dodgers	.150	5	20	2	3	1	0	0	0	0	0	0	1	5	0	0	.190	.200	0
2015	Rancho Cucamonga	.264	128	478	97	126	33	4	30	103	2	8	4	52	150	10	2	.336	.538	7
2016	Tulsa	.263	114	399	61	105	17	1	23	65	0	4	3	59	94	8	2	.359	.484	2
	Oklahoma City	.545	3	11	5	6	0	0	3	6	0	0	0	1	0	0	0	.583	1.364	0
2017	LOS ANGELES	.267	132	480	87	128	26	4	39	97	0	3	1	64	146	10	3	.352	.581	5
	Oklahoma City	.343	18	67	15	23	4	0	5	15	0	0	1	9	22	7	0	.429	.627	0
	AZL Dodgers	.333	1	3	1	1	0	0	1	4	0	1	0	0	1	0	0	.250	1.333	0
2018	LOS ANGELES	.260	162	557	84	145	28	7	25	76	0	3	3	69	151	14	1	.343	.470	4
Major League-2 years		.263	294	1037	171	273	54	11	64	173	0	6	4	133	297	24	4	.347	.522	9
Dodger Totals-2 years		.263	294	1037	171	273	54	11	64	173	0	6	4	133	297	24	4	.347	.522	9
Minor League-6 years		.271	362	1335	255	362	77	17	66	257	3	16	9	167	353	36	7	.352	.503	22

Cody Bellinger's Career Postseason Batting Record

Year	Team	AVG	G	AB	R	H	2B	3B	HR	RBI	SH	SF	HP	BB	SO	SB	CS	OBP	SLG
2017	NLDS: LAD vs. ARI	.214	3	14	3	3	0	0	1	2	0	0	0	1	6	0	0	.267	.429
	NLCS: LAD vs. CHC	.318	5	22	3	7	2	0	1	2	0	0	0	1	6	1	0	.278	.133
	WS: LAD vs. HOU	.143	7	28	4	4	2	1	1	5	0	0	0	1	17	0	0	.200	.217
2018	NLDS: LAD vs. ATL	.000	4	11	1	0	0	0	0	0	0	0	0	4	4	2	0	.267	.000
	NLCS: LAD vs. MIL	.200	7	25	3	5	1	0	1	4	0	0	0	1	6	2	0	.231	.360
	WS: LAD vs. BOS	.063	5	16	1	1	0	0	0	0	0	0	0	0	6	0	1	.063	.063
Postseason Totals		.172	31	116	15	20	5	1	4	13	0	0	0	8	45	5	1	.226	.336
LDS Totals		.120	7	25	4	3	0	0	1	2	0	0	0	5	10	2	0	.267	.240
LCS Totals		.255	12	47	6	12	3	0	2	6	0	0	0	2	12	3	0	.286	.447
WS Totals		.114	12	44	5	5	2	1	1	5	0	0	0	1	23	0	1	.133	.273

Cody Bellinger's Career Single-Game Bests

Most Hits:	4 (2x), last: April 2, 2018 at ARI	Most Stolen Bases:	2 (2x), June 8, 2018 vs. ATL
Most RBI:	6, Sept. 15, 2018 at STL	Most Walks:	3 (2x), last: Sept. 12, 2017 at SF
Most Home Runs:	2 (7x), last: June 24, 2018 at NYM	Longest Hitting Streak:	12 games, Aug. 5-19, 2018
Most Runs Scored:	3 (4x), last: Sep. 15, 2018 at STL	Grand Slams:	1 (2x), last: June 22, 2018 vs. NYM (Wheeler)

Cody Bellinger's Career Fielding Record

Position	PCT	G	PO	A	E	TC	DP
First Base	.996	203	1373	55	6	1434	120
Outfield	.986	127	204	3	3	210	0
Left Field	.982	40	54	1	1	56	0
Center Field	.986	82	141	2	2	145	0
Right Field	1.000	10	9	0	0	9	0

Career Transactions

· Selected by the Dodgers in the fourth round of the 2013 First-Year Player Draft

Disabled List

· Aug. 20- Aug. 30, 2018(mild right ankle sprain)



WALKER

Buehler

RHP | 21

@buehlersdayoff

Bats: Right **Throws:** Right

Height: 6-2 **Weight:** 185

Opening Day Age: 24

Born: July 28, 1994 in Lexington, KY

Resides: Lexington, KY

Acquired: Drafted in the first round of the 2015 First-Year Player draft

ML Service: 0.168

MLB Debut: September 7, 2017



Career Summary

- The 24-year-old right-hander enters his third MLB season after going 8-5 with a 2.62 ERA in 24 games (23 starts) in 2018 and placing third in the NL Rookie of the Year voting
- In 32 career Major League games (23 starts), he has gone 9-5 with a 2.95 ERA, striking out 163 batters against 45 walks in 146.2 innings...as a starter, has posted a 2.31 ERA (35 ER/136.1 IP) with a 0.92 WHIP
- Started the first combined no-hitter in Dodger history, walking three and striking out eight in 6.0 innings (93 pitches) in a 4-0 win over the Padres on May 4, 2018 in Monterrey, Mexico...Tony Cingrani, Yimi Garcia and Adam Liberatore fired the final 3.0 innings...it was the 23rd no-hitter in Dodger franchise history and the 13th since moving to Los Angeles
- Made his first career big league start on April 23, 2018 against Miami at Dodger Stadium and did not factor into the decision after throwing 5.0 scoreless innings and striking out five batters
- Recorded his first Major League win on Sept. 21, 2017 at Philadelphia, tossing a scoreless inning of relief with two strikeouts
- Started four postseason games for the Dodgers in 2018, going 0-1 with a 3.80 ERA (10 ER/23.2 IP), holding opposing batters to a .190 average while posting a 0.85 WHIP
- Selected as the 2017 Dodgers Branch Rickey Minor League Pitcher of the Year after going 3-3 with one save and posting a 3.35 ERA in 28 combined games (19 starts) with Single-A Rancho Cucamonga, Double-A Tulsa and Triple-A Oklahoma City
- Selected by the Dodgers in the first round (24th overall) of the 2015 First-Year Player Draft out of Vanderbilt University

Year-By-Year

- 2018** · Finished third in the Rookie of Year voting, going 8-5 with a 2.62 ERA (40 ER/137.1 IP) in 24 games (23 starts)...struck out 151 batters against just 37 walks and limited hitters to a .193 average
- Made his first career big league start on April 23 against Miami at Dodger Stadium after being recalled from Triple-A Oklahoma City
 - As a starter, went 8-4 with a 2.31 ERA (35 ER/136.1 IP), a .185 opponents' batting average and a 0.92 WHIP...ranked among the best starters in the big leagues (min. 125 IP) in ERA (5th), opponents' batting average (3rd), opponents' OBP (.249, 5th), opponents' SLG (.282, 2nd), opponents' OPS (.531, 2nd), WHIP (5th), hits per nine innings (5.94, 3rd) and home runs per nine innings (0.73, 9th)...also ranked among NL starters in strikeout-to-walk ratio (4.08, 8th) and strikeouts per nine innings (9.90, 12th)
 - Finished the season with the lowest WHIP (0.92) among rookie pitchers with 20 or more starts since 1913, and the second lowest opponents' OBP (.249), behind just Dick Hughes' .248 mark in 1967 with the Cardinals...his .185 opponents' batting average also ranked the fourth lowest, while his .531 opponents' OPS was the fifth lowest
 - Was dominant in the second half of the season, going 4-3 with a 2.03 ERA (18 ER/80.0 IP) and holding opposing hitters to a .165/.242/.266 slashline, while striking out 92 batters against just 24 walks in 13 starts...among starters with 10 or more starts since the All-Star break, he finished with the second best opponent's batting average in the big leagues, while ranking among the best in WHIP (0.88, 4th), ERA (5th) and strikeouts (T-10th)
 - In 13 games (12 starts) at home, he put up a 4-3 record with a 1.93 ERA (16 ER/74.2 IP) and held hitters to a .174 average...among starters with 10 or more starts at home, his 0.83 WHIP was the best in the Majors, while his ERA (1.93 ERA, 8th) and opponents' batting average (.174, 3rd) ranked among the best in the big leagues

- Pitched in Game 163 against the Rockies and recorded the win to help the Dodgers secure their sixth straight NL West Title, after allowing just one hit and striking out three over 6.2 scoreless innings
 - Made four Postseason starts (0-1), posting a 3.80 ERA (10 ER/23.2 IP), while limiting opponents to a .190 average and posting a 0.85 WHIP...struck out 29 batters against only four walks
 - His eight strikeouts in 7.0 innings of Game 3 of the NLCS against the Brewers were the second-most in an NLCS start by a rookie in Dodger history, trailing just Tim Belcher, who struck out 10 in Game 2 of the 1988 NLCS vs. the Mets...his 7.0 innings pitched tied Belcher (1988 Game 5) and teammate Hyun-Jin Ryu (2013 Game 3) for the third-longest LCS start by a Dodger rookie, behind Fernando Valenzuela (8.2 IP, 1981 Game 5) and Belcher (8.1 IP, 1988 Game 2)
 - Became just the second rookie in MLB history to start Game 7 of an LCS (Oct. 20 at MIL), joining Boston's Daisuke Matsuzaka in 2007 ALCS against Cleveland
 - Started Game 3 of the World Series for the Dodgers, logging 7.0 shutout innings while allowing two hits and striking out seven batters without issuing a walk in a no-decision...became the third pitcher in World Series history to log those numbers or better in a Fall Classic contest, joining Roger Clemens (2000) and Don Larsen (1956)...Buehler is the first pitcher younger than 25 years old to accomplish the feat in any Postseason game
 - Was named to Baseball America's 2018 All-Rookie Team
- 2017**
- Saw his first big league action in just his second professional season and made eight relief appearances going 1-0 with a 7.71 ERA (8 ER/9.1 IP)
 - In the Majors, he struck out 12 against eight walks in 9.1 innings...held left-handed hitters to a .188 average and limited the opposition to a .182 mark with runners in scoring position
 - Had his contract selected from Triple-A Oklahoma City on Sept. 6 and made his big league debut the next day (Sept. 7), tossing 2.0 scoreless innings of relief with two strikeouts against the Rockies
 - Recorded his first Major League win on Sept. 21, 2017 at Philadelphia, tossing a scoreless inning of relief with two strikeouts in the Dodgers' 5-4 victory
 - Selected as the Dodgers Branch Rickey Minor League Pitcher of the Year after going 3-3 with one save and posting a 3.35 ERA (33 ER/88.2 IP) in 28 combined games (19 starts) with Single-A Rancho Cucamonga, Double-A Tulsa and Triple-A Oklahoma City...rated by MLB.com as the Dodgers' No. 1 prospect and was rated by Baseball America as the 17th best overall prospect in baseball
 - In the minors, held hitters to a combined .208 average, while striking out 125 batters against just 31 walks in 88.2 innings
 - Named Texas League Pitcher of the Week in the week ending July 2 and was selected as MiLB.com Organizational All-Star
- 2016**
- In his first professional season, he went 1-0 and tossed a combined 5.0 scoreless innings in three games (one start) with Single-A Great Lakes and Rookie-level AZL Dodgers after recovering from elbow surgery
 - Collected a combined six strikeouts against three walks and did not issue a hit in all three outings
- 2015**
- Underwent UCL reconstruction (Tommy John) surgery performed by Dr. Neal ElAttrache in Los Angeles on Aug. 5

Personal

Walker Anthony Buehler...played college ball at Vanderbilt University and was a member of the 2014 College World Series championship team...pitched against UC Irvine in the College World Series where he tossed 5.1 hitless innings with seven strikeouts to earn the win...as a freshman in 2013 he earned a spot on the SEC First-Year Academic Honor Roll...graduated from Henry Clay (KY) High School...was named a two-time Kentucky All-State and two-time All-City team member and had his jersey retired at the high school...owns the single-season strikeout record at Henry Clay HS with 98 strikeouts over 66.0 innings...drafted by the Pirates in the 14th round of the 2012 First-Year Player Draft out of Henry Clay HS but did not sign...selected by the Dodgers in the first round (24th overall pick) of the 2015 First-Year Player Draft from Vanderbilt University and was signed by scout Marty Lamb

Walker Buehler's Career Pitching Record

Year	Team	W-L	ERA	G	GS	CG	SHO	SV	IP	H	R	ER	HR	HB	BB	SO	WP	BK	AVG
2016	Great Lakes	0-0	0.00	2	1	0	0	0	3.0	0	0	0	0	1	3	3	0	0	.000
	AZL Dodgers	1-0	0.00	1	0	0	0	0	2.0	0	0	0	0	0	0	3	0	0	.000
2017	LOS ANGELES	1-0	7.71	8	0	0	0	0	9.1	11	8	8	2	0	8	12	1	0	.306
	Oklahoma City	1-1	4.63	12	3	0	0	1	23.1	19	12	12	1	0	11	34	3	1	.216
	Tulsa	2-2	3.49	11	11	0	0	0	49.0	40	19	19	5	0	15	64	1	0	.225
	Rancho Cucamonga	0-0	1.10	5	5	0	0	0	16.1	8	3	2	0	1	5	27	0	0	.143
2018	LOS ANGELES	8-5	2.62	24	23	0	0	0	137.1	95	43	40	12	6	37	151	4	0	.193
	Oklahoma City	1-0	2.08	3	3	0	0	0	13.0	10	4	3	0	1	4	16	1	0	.204
	Rancho Cucamonga	0-0	3.00	1	1	0	0	0	3.0	2	1	1	0	0	1	5	0	0	.182
Major League- 2 years		9-5	2.95	32	23	0	0	0	146.2	106	51	48	14	6	45	163	5	0	.200
Dodger Totals- 2 years		9-5	2.95	32	23	0	0	0	146.2	106	51	48	14	6	45	163	5	0	.200
Minor League- 3 years		5-3	3.04	35	24	0	0	1	109.2	79	39	37	6	3	39	152	5	1	.199

Walker Buehler's Career Postseason Pitching Record

Year	Team	W-L	ERA	G	GS	CG	SHO	SV	IP	H	R	ER	HR	HBP	BB	SO	WP	BK
2018	NLDS: LAD vs. ATL	0-0	9.00	1	1	0	0	0	5.0	2	5	5	1	0	3	7	0	0
	NLCS: LAD vs. MIL	0-1	3.86	2	2	0	0	0	11.2	12	5	5	2	0	1	15	1	0
	WS: LAD vs. BOS	0-0	0.00	1	1	0	0	0	7.0	2	0	0	0	0	0	7	0	0
Postseason Totals		0-1	3.80	4	4	0	0	0	23.2	16	10	10	3	0	4	29	1	0
LDS Totals		0-0	9.00	1	1	0	0	0	5.0	2	5	5	1	0	3	7	0	0
LCS Totals		0-1	3.86	2	2	0	0	0	11.2	12	5	5	2	0	1	15	1	0
WS Totals		0-0	0.00	1	1	0	0	0	7.0	2	0	0	0	0	0	7	0	0

Walker Buehler's Career Single-Game Bests

Low-Hit Complete Game:	---	Most Strikeouts:	12, Sept. 19, 2018 vs. COL
Most Innings Pitched Starter:	8.0, Sept. 14, 2018 at STL	Most Walks:	3 (5x), Oct. 1, 2018 vs. COL
Most Innings Pitched Reliever:	2.0 (2x), last: Sept. 29, 2017 at COL	Longest Winning Streak:	3, Sept. 21, 2017-May 4, 2018
Most Earned Runs Allowed:	5 (2x), last: July 25, 2018 at PHI	Longest Losing Streak:	3, June 28-July 31, 2018

Walker Buehler's Career Fielding Record

Position	PCT	G	PO	A	E	TC	DP
Pitcher	.950	32	2	17	1	20	1

Career Transactions

· Selected in the first round (24th overall) in 2015

Disabled List

· June 12 – July 13, 2018 (right rib microfracture)



J.T.

Chargois

RHP | 47

@dodgers

Bats: Switch **Throws:** Right

Height: 6-3 **Weight:** 200

Opening Day Age: 28

Born: Dec. 3, 1990 in Sulphur, LA

Resides: Houston, TX

Acquired: Claimed off waivers from the Minnesota Twins on Feb. 23, 2018

ML Service: 1.062

MLB Debut: June 11, 2016



Career Summary

- 28-year-old right-hander enters his sixth professional season and his second with the Dodgers after being claimed by the club off of waivers from the Minnesota Twins on Feb. 23, 2018
- Over two big league seasons with the Twins and Dodgers, he has gone 3-5 with a 3.90 ERA (24 ER/55.1 IP) and has struck out 57 batters against 27 walks in 64 games
- Recalled by the Twins on June 10, 2016 from Triple-A Rochester and made his big league debut the next day against the Red Sox, allowing five runs on three hits in 0.2 innings of relief
- Collected his first career Major League win on Sept. 10, 2016 against the Indians, tossing a perfect inning of relief with one strikeout
- In 112 career minor league games, has gone 5-2 with a 1.89 ERA (27 ER/128.1 IP) and has converted 37 saves (37 opportunities) over five professional seasons with the Twins' (2012, 2015-17) and the Dodgers (2018) organization...selected to the US Team for the 2016 XM All-Star Futures Game
- Selected by the Minnesota Twins in the second round in the 2012 First-Year Player Draft out of Rice University

Year-By-Year

- 2018** • In his first season with the Dodgers, went 2-4 with a 3.34 ERA (12 ER/32.1 IP) and struck out 40 batters against 15 walks in 39 games for Los Angeles
 - Limited opposing hitters to a .222 batting average, including a .205 mark (18-for-88) against right-handed hitters
 - Recorded his first win as a Dodger and his first win since Sept. 10, 2016 vs. CLE on May 3 at ARI, tossing a perfect inning of relief against the Diamondbacks
 - Placed on the 10-day DL from Aug. 21-Sept. 24 with nerve irritation in his neck
- 2017** • Appeared in just two games with Minnesota's Triple-A Rochester, tossing 2.2 scoreless innings of relief with one save before being placed on the disabled list for the remainder of the season
- 2016** • Saw his first big league action with the Twins, going 1-1 with a 4.70 ERA (12 ER/23.0 IP) and striking out 17 batters against 12 walks in 25 relief appearances
 - Recalled by the Twins on June 10 from Triple-A Rochester and made his big league debut the next day against the Red Sox, allowing five runs on three hits in 0.2 innings of relief
 - Collected his first career Major League win on Sept. 10 against the Indians, tossing a perfect inning of relief with one strikeout
 - Tossed scoreless relief in 12 of his last 13 outings with the Twins from Sept. 5-Oct. 1, going 1-0 with a 0.79 ERA (1 ER/11.1 IP) and holding hitters to a .162 average...struck out 10 against just two walks, posting a 0.71 WHIP
 - In 39 combined minor league games with Double-A Chattanooga and Triple-A Rochester, he went 2-1 with a 1.35 ERA (7 ER/46.2 IP) and collected 16 saves...held hitters to a .203 average, while striking out 55 batters against just 13 walks in 46.2 innings
 - Selected to the US Team for the 2016 XM All-Star Futures Game
- 2015** • Went a combined 2-1 with a 2.63 ERA (14 ER/48.0 IP) and 15 saves in 48 relief appearances with Single-A Fort Myers and Double-A Chattanooga
 - Struck out 53 batters against 25 walks, while limiting the opposition to a combined .212 average...held

lefties to a combined .171 average, compared to a .243 mark against right-handers

- Began the season with Fort Myers, going 1-0 with four saves and posting a 2.40 ERA (4 ER/15.0 IP)...held batters to a .200 average and struck out 19 against five walks...selected as a Florida State League mid-season All-Star
- Promoted to Chattanooga on May 26 and spent the rest of the season with the Lookouts, going 1-1 with a 2.73 ERA (10 ER/33.0 IP) and 11 saves...ranked eighth in the Southern League in saves, despite playing in just 32 games for Chattanooga
- Added to Twins 40-man roster Nov. 20

2014 · Missed the entire season due to recovery of Tommy John surgery

2013 · Missed entire season with a right forearm strain...underwent Tommy John surgery in September

2012 · In his first professional season, he posted a 1.69 ERA (3 ER/16.0 IP) and recorded five saves in 12 relief appearances with Minnesota's Rookie-level Elizabethton Twins...struck out 22 against just five walks, while limiting hitters to a .182 average

PERSONAL

Jon Thomas Chargois (pronounced SHA-gwah)...graduated from Sulphur (LA) High School in 2009, where he pitched and played shortstop...earned 5A All-State honors, named First-Team All-District 3-5A pitcher and selected to the 2009 All-Southwest team after posting a 1.02 ERA in 61.2 innings, while also hitting .393 with 12 home runs and an .827 slugging percentage...attended Rice University from 2010-12, going 7-5, 3.63 ERA (72.0 IP, 29 ER) with 10 saves, 25 walks and 59 strikeouts in 47 career games (two starts)...named First-Team All-Conference USA in 2012, going 4-1, 2.15 ERA (37.2 IP, 9 ER) with eight saves, 12 walks and 38 strikeouts in 25 games; led Rice and was among Conference USA leaders in saves...was teammates with current Dodger reliever Tony Cingrani at Rice University, along with RHP Tyler Duffey and INF Anthony Rendon...selected by the Minnesota Twins in the second round of the 2012 First-Year Player Draft and was signed by scout Greg Runser.

J.T. Chargois' Career Pitching Record

Year	Team	W-L	ERA	G	GS	CG	SHO	SV	IP	H	R	ER	HR	HB	BB	SO	WP	BK	AVG
2012	Elizabethton	0-0	1.69	12	0	0	0	0	5	16.0	10	4	3	0	5	22	1	0	.182
2013									DNP- injured										
2014									DNP- injured										
2015	Chattanooga	1-1	2.73	32	0	0	0	11	33.0	26	12	10	1	2	20	34	1	0	.218
	Fort Myers	1-0	2.40	16	0	0	0	4	15.0	12	8	4	0	0	5	19	2	0	.200
2016	MINNESOTA	1-1	4.70	25	0	0	0	0	23.0	25	12	12	0	1	12	17	3	0	.291
	Chattanooga	0-0	1.54	11	0	0	0	7	11.2	8	3	2	1	0	5	14	0	0	.190
	Rochester	2-1	1.29	28	0	0	0	9	35.0	27	7	5	1	0	8	41	6	0	.208
2017	Rochester	0-0	0.00	2	0	0	0	1	2.2	1	0	0	0	0	1	2	0	0	.125
2018	LOS ANGELES	2-4	3.34	39	0	0	0	0	32.1	26	13	12	4	2	15	40	3	0	.222
	Oklahoma City	1-0	1.80	11	0	0	0	0	15.0	13	3	3	0	0	7	9	1	0	.241
Major League- 2 years		3-5	3.90	64	0	0	0	0	55.1	51	25	24	4	3	27	57	6	0	.251
Dodgers Totals- 1 years		2-4	3.34	39	0	0	0	0	32.1	26	13	12	4	2	15	40	3	0	.222
Minor League-5 years		5-2	1.89	112	0	0	0	37	128.1	97	37	27	3	2	51	141	11	0	.207

J.T. Chargois' Career Single-Game Bests

Low-Hit Complete Game: None

Most Innings Pitched - Starter: None

Most Innings Pitched - Reliever: 2.2, Aug. 11, 2016 vs. HOU

Most Earned Runs Allowed: 5, June 11, 2016 vs. BOS

Most Strikeouts: 3 (3x), last: Sept. 2, 2016 vs. CWS

Most Walks: 2 (4x), May 9, 2018 vs. ARI

Longest Winning Streak: 2 games, Sept. 10, 2016-May 3, 2018

Longest Losing Streak: 3 games, July 8, 2018-Aug. 11, 2018

J.T. Chargois' Career Fielding Record

Position	PCT	G	PO	A	E	TC	DP
Pitcher	1.000	64	2	5	0	7	0

Career Transactions

- Drafted by the Minnesota Twins in the second round of the 2012 First-Year Player Draft
- February 23, 2018: Claimed off waivers from Minnesota

Disabled List

- Sept. 5-Nov. 6, 2017 (right elbow impingement)
- Aug. 21 - Sept. 24, 2018 (nerve irritation)



TONY

Cingrani

LHP | 54

@Grani_13

Bats: Left **Throws:** Left

Height: 6-4 **Weight:** 215

Opening Day Age: 29

Born: July 5, 1989 in Evergreen, IL

Resides: San Francisco, CA

Acquired: In a three-player trade with Cincinnati on July 31, 2017

ML Service: 5.088

MLB Debut: September 9, 2012



Career Summary

- 28-year-old southpaw enters his eighth big league season and his third with the Dodgers after being acquired by the club on July 31, 2017 in a three-player trade from the Cincinnati Reds
- In 216 career big league games (30 starts), he has gone 12-22 with 17 saves and has posted a 4.01 ERA over six seasons with the Reds (2012-17) and two with the Dodgers (2017-18)...has struck out 366 batters against 160 walks over 334.2 innings
- As a starter, he has gone 9-11 with a 3.72 ERA in 30 starts, while as a reliever he has gone 3-11 with 17 saves and has posted a 4.27 ERA in 186 appearances
- Has held hitters to a .230 career average, including limiting left-handed hitters to a .215 mark...has also limited the opposition to a .214 average with runners in scoring position
- Made his Major League debut on Sept. 9, 2012 as a member of the Reds against the Astros, allowing one run on one hit in 3.0 innings of relief with five strikeouts
- Picked up his first big league win on April 18, 2013 with a start against the Marlins, allowing one run on five hits in 5.0 innings and struck out eight batters against three walks
- Recorded his first Major League save on May 6, 2016 with 1.2 innings of relief and allowing two batters to reach base via a hit and a walk
- Selected by the Cincinnati Reds in the third round of the 2011 First-Year Player Draft out of Rice University

Year-By-Year

- 2018** • Limited to just 30 games due to left shoulder injuries, going 1-2 with a 4.76 ERA in his first full season with the Dodgers
- Pitched the seventh inning, walking two and striking out one, in the Dodgers' combined no-hitter on May 4 against the Padres in Monterrey, Mexico...Walker Buehler started the game (6.0 IP), and Yimi Garcia (1.0 IP) and Adam Liberatore (1.0 IP) followed Cingrani's frame to close out the 4-0 win and the first combined no-hitter in Dodger history
 - Punched out 36 batters against just six walks in 22.2 innings of relief...posted 14.29 strikeouts per nine innings and a 6.00 strikeout-to-walk ratio
 - Held hitters to a .221 average, including limiting righties to a .235 mark and a .200 average against left-handed hitters
 - Placed on the DL from May 9-19 with left shoulder inflammation, and also missed time from June 7-Sept. 17 with a strained left shoulder
- 2017** • Appeared in a combined 47 games with the Reds and the Dodgers, posting a 4.22 ERA and holding hitters to a .247 average...struck out 52 batters against 12 walks in 42.2 innings
- In 25 games with Cincinnati, he allowed 14 runs in 23.1 innings (5.40 ERA) and struck out 24 batters against six walks...placed on the 10-day DL from April 19-June 6 with a strained right oblique and made three rehab appearances (one start) with Triple-A Louisville and Single-A Dayton
 - Prior to the All-Star break, he posted a 2.70 ERA (5 ER/16.2 IP) with a .213 opponents' batting average and a 1.02 WHIP in 18 games with Cincinnati
 - Acquired by the Dodgers at the July 31 trade deadline in exchange for INF/OF Scott Van Slyke and minor leaguer Hendrik Clementina
 - In 22 relief appearances with Los Angeles, he posted a 2.79 ERA (6 ER/19.1 IP) and held hitters to a .214/.276/.286 slashline...struck out 28 batters against just six walks, while posting a 1.09 WHIP

- Tossed scoreless relief in 18 of his 22 games since joining the Dodgers and allowed just one home run in 19.1 innings (0.47 homers per nine innings) with the club
 - Appeared in seven postseason games, allowing just one run over 5.0 innings (1.80 ERA) and limited the opposition to a .188 average
- 2016**
- Appeared in a career-high 65 games and posted a career-best 17 saves with the Reds, while going 2-5 with a 4.14 ERA...struck out 49 batters against 37 walks in 63.0 innings
 - Held hitters to a .236 average, including a .207 mark against left-handed batters...limited the opposition to a .222 average with runners in scoring position
 - Also recorded six pickoffs, which tied for the most in the Majors with San Francisco's Johnny Cueto and Los Angeles' Julio Urias
 - Recorded his first Major League save on May 6, 2016 with 1.2 innings of relief and allowing two batters to reach base via a hit and a walk
- 2015**
- Spent most of the season in the bullpen, going 0-3 with a 5.67 ERA (22 ER/33.1 IP) and limited hitters to a .250 average in 35 games (one start) with the Reds...struck out 39 batters against 25 walks in 33.1 innings
 - Placed on the 15-day disabled list from June 14-July 22 with a strained left shoulder
 - In nine games (six starts) with Triple-A Louisville, he went 0-1 with a 1.82 ERA (5 ER/24.2 IP) and has held batters to a .222 average...struck out 32 against 11 walks
- 2014**
- Spent majority of the season on the disabled list with left shoulder tendinitis
 - Appeared in 13 games (11 starts) with the Reds, going 2-8 with a 4.55 ERA (32 ER/63.1 IP) and struck out 61 batters against 35 walks
 - Limited the opposition to a .258 average, including a .204 average against lefties
 - Allowed 4 runs or fewer in the first 28 starts of his career, which tied for the fourth-longest such streak in Major League history
- 2013**
- Spent most of the season with Cincinnati, going 7-4 with a 2.92 ERA and holding hitters to a .196 average in 23 games (18 starts)...struck out 120 batters against 43 walks in 104.2 innings
 - Effective against hitters from both sides of the plate, limiting lefties to a .186/.239/.294 slashline and holding right-hander to a .200/.296/.396 mark...held the opposition to a .108 mark with runners in scoring position
 - As a starter, he went 7-4 and posted a 2.77 ERA in 18 starts, while in five games as a reliever, he posted a 4.91 ERA (4 ER/7.1 IP)
 - Picked up his first big league win on April 18 with a start against the Marlins, allowing one run on five hits in 5.0 innings and struck out eight batters against three walks
 - Made six starts for Triple-A Louisville, going 3-0 with a 1.15 ERA (4 ER/31.1 IP) and held hitters to a .133 average...struck out 49 batters against just 11 walks...named International League Pitcher of the Week ending in the week April 8
- 2012**
- Saw his first big league action with the Reds, allowing just one run over 5.0 innings (1.80 ERA) in three relief appearances...struck out nine against two walks and held hitters to a .200 average (4-for-20)
 - Made his Major League debut on Sept. 9 against the Astros, allowing one run on one hit in 3.0 innings of relief with five strikeouts
 - Combined to go 10-4 with a 1.73 ERA (28 ER/146.0 IP) in 26 games (25 starts) with Single-A Bakersfield and Double-A Pensacola...held hitters to a .191 average and struck out 172 batters against just 52 walks in 146.0 innings
 - Named the organization's Minor League Pitcher of the Year and a Baseball America Minor League All-Star after producing the lowest ERA among all qualifying minor league pitchers...also named California League mid-season All-Star and was selected as Southern League Pitcher of the Week ending in the week July 2
- 2011**
- In his first professional season, he went 3-3 with a 1.93 ERA (10 ER/51.1 IP) and held hitters to a .190 average...struck out 80 batters against just six walks in 51.1 innings
 - Selected as a Baseball America Rookie All-Star and was also named to MiLB.com Short-Season Starting Pitcher of the Year...was also named MiLB.com Organizational All-Star and was selected as Pioneer League Pitcher of the Week for the week ending Aug. 29

Personal

Anthony Michael Cingrani...graduated from Lincoln-Way Central High School in New Lenox, Illinois, where in 2007 he threw a no-hitter with 20 strikeouts against the state's top-ranked team...attended South Suburban College in South Holland, Illinois, where he set the school's career record for strikeouts (195 K in 143.1 IP)...transferred to Rice University...selected by the Reds in the third round of the 2011 First-Year Player Draft and was signed by scout Jerry Flowers.

Tony Cingrani's Career Pitching Record

Year	Team	W-L	ERA	G	GS	CG	SHO	SV	IP	H	R	ER	HR	HB	BB	SO	WP	BK	AVG
2011	Billings	3-2	1.75	13	13	0	0	0	51.1	35	11	10	1	1	6	80	1	0	.190
2012	CINCINNATI	0-0	1.80	3	0	0	0	0	5.0	4	1	1	1	0	2	9	0	0	.200
	Bakersfield	5-1	1.11	10	10	0	0	0	56.2	39	13	7	2	0	13	71	1	0	.189
2013	Pensacola	5-3	2.12	16	15	1	0	0	89.1	59	24	21	7	1	39	101	1	0	.192
	CINCINNATI	7-4	2.92	23	18	0	0	0	104.2	72	37	34	14	2	43	120	4	0	.196
2014	Louisville	3-0	1.15	6	6	0	0	0	31.1	14	4	4	1	1	11	49	1	1	.133
	CINCINNATI	2-8	4.55	13	11	0	0	0	63.1	62	33	32	12	1	35	61	1	2	.258
2015	CINCINNATI	0-3	5.67	35	1	0	0	0	35.1	31	21	21	3	3	25	39	2	1	.250
	Louisville	0-1	1.82	9	6	0	0	0	24.2	20	6	5	2	2	11	32	1	1	.222
2016	CINCINNATI	2-5	4.14	65	0	0	0	17	63.0	54	30	29	5	3	37	49	3	1	.236
2017	CINCINNATI	0-0	5.40	25	0	0	0	0	23.1	25	14	14	9	1	6	24	1	0	.272
	LOS ANGELES	0-0	2.79	22	0	0	0	0	19.1	15	8	6	1	0	6	28	3	0	.214
	Louisville	0-0	0.00	2	0	0	0	0	2.0	0	0	0	0	0	2	1	2	0	.000
2018	Dayton	0-0	0.00	1	1	0	0	0	1.0	0	0	0	0	0	1	0	1	0	.000
	LOS ANGELES	1-2	4.76	30	0	0	0	0	22.2	19	12	12	2	3	6	36	1	2	.221
Major League- 7 years		12-22	4.01	216	30	0	0	17	334.2	282	156	149	47	13	160	366	15	6	.230
Dodgers Totals- 2 years		1-2	3.86	52	0	0	0	0	42.0	34	20	18	3	3	12	64	4	2	.218
Minor League-5 years		16-7	1.65	57	51	1	0	0	256.1	167	58	47	13	5	83	334	8	2	.186

Tony Cingrani's Career Postseason Pitching Record

Year	Team	W-L	ERA	G	GS	CG	SHO	SV	IP	H	R	ER	HR	HBP	BB	SO	WP	BK	
2017	NLDS: LAD vs. ARI	0-0	0.00	2	0	0	0	0	1.0	0	0	0	0	0	0	0	0	0	
	NLCS: LAD vs. CHC	0-0	0.00	2	0	0	0	0	1.0	1	0	0	0	1	0	1	0	0	
	WS: LAD vs. HOU	0-0	3.00	3	0	0	0	0	3.0	2	1	1	1	1	0	2	2	0	0
Postseason Totals		0-0	1.80	7	0	0	0	0	5.0	3	1	1	1	1	2	3	0	0	
LDS Totals		0-0	0.00	2	0	0	0	0	1.0	0	0	0	0	0	0	0	0	0	
LCS Totals		0-0	0.00	2	0	0	0	0	1.0	1	0	0	0	1	0	1	0	0	
WS Totals		0-0	3.00	3	0	0	0	0	3.0	2	1	1	1	1	0	2	2	0	0

Tony Cingrani's Career Single-Game Bests

Low-Hit Complete Game:	---	Most Strikeouts:	11 (2x), last: July 28, 2013 at LAD
Most Innings Pitched Starter:	7.0 (5x), last: April 2, 2014 vs. STL	Most Walks:	6, June 28, 2013 at TEX
Most Innings Pitched Reliever:	4.0, June 28, 2013 at TEX	Longest Winning Streak:	3 games, April 18-June 11, 2013
Most Earned Runs Allowed:	6, June 9, 2014 vs. LAD	Longest Losing Streak:	11 games, May 18, 2014-April 26, 2016/Tony

Cingrani's Career Fielding Record

Position	PCT	G	PO	A	E	TC	DP
Pitcher	.950	216	14	43	3	60	2

Career Transactions

- Selected by the Reds in the third round of the 2011 Draft
- Acquired by Los Angeles from Cincinnati on July 31, 2017

Disabled List

- May 9 – May 19, 2018 (left shoulder inflammation)
- June 7 – Sept. 17, 2018 (left shoulder strain)



CALEB

Ferguson

LHP | 64

@Im_Ferg

Bats: Right **Throws:** Left

Height: 6-3 **Weight:** 225

Opening Day Age: 22

Born: July 2, 1996 in Columbus, OH

Resides: Columbus, OH

Acquired: Selected in the 38th Round of the 2014 First-Year Player Draft

ML Service: 0.118

MLB Debut: June 6, 2018



Career Summary

- The 22-year-old left-handed pitcher enters his second season with Los Angeles and fifth professional season after seeing his first Major League action last year where he went 7-2 with a 3.49 ERA in 29 games (three starts)
- Made his MLB debut on June 6, 2018 at Pittsburgh, allowing four runs on four hits in 1.2 innings while not factoring into the decision
- Collected his first career save in his third career relief appearance on July 2, 2018 against Pittsburgh, allowing three hits in 3.0 scoreless innings of relief while striking out a batter
- In four minor league seasons, has gone 15-11 with one save and has posted a 2.80 ERA (78 ER/250.1 IP) in 63 games (50 starts)...has held hitters to a .238 average, while striking out 271 batters against 98 walks (9.8 strikeout per nine innings) and posting a 1.29 WHIP
- Named a 2017 MiLB.com Organizational All-Star, a Baseball America High Class-A All-Star and a Post- and Mid-Season All-Star with Single-A Rancho Cucamonga...was also named Pioneer League Pitcher of the Week in the period ending July 17, 2016 with Rookie-advanced Ogden Raptors
- Selected in the 38th round by the Los Angeles Dodgers in the 2014 First-Year Player Draft out of West Jefferson High School (OH)

Year-By-Year

- 2018** · In his first big league season, he went 7-2 with two saves and posted a 3.49 ERA in 29 games (three starts), while limiting the opposition to a .230 average
- Transitioned into a bullpen role after three starts and had success as a relief pitcher, putting up a 7-1 record with a 2.35 ERA (10 ER/38.1 IP) and two saves, striking out 47 batters against only six walks
 - Limited opposing hitters to a .230 batting average, including a .217 mark against lefties (15-for-69)...opponents went just 6-for-33 (182) with runners in scoring position
 - In six postseason relief appearances in the NLDS and NLCS, he tossed 3.0 scoreless innings while striking out three batters and allowing only one walk
 - In 10 combined starts with Triple-A Oklahoma City and Double-A Tulsa, went 3-0 with a 1.53 ERA (8 ER/47.0 IP) and held the opposition to a .213 average...struck out 52 batters against just 17 walks over 47.0 innings, while posting a 1.15 WHIP
 - Started the season with the Tulsa Drillers, going 3-0 with a 1.38 ERA (6 ER/39.0 IP) and limiting hitters to a .217 average, while striking out 40 against 10 walks in eight starts
 - Promoted to Oklahoma City on May 26 and made his Triple-A debut that day, allowing just three hits over 5.0 innings and striking out 10 batters against three walks against Nashville...in two starts with the OKC Dodgers, he posted a 2.25 ERA (2 ER/8.0 IP) with 12 strikeouts against seven walks.
- 2017** · Spent the entire season with Single-A Rancho Cucamonga, posting a 9-4 record with a 2.87 ERA (39 ER/122.1 IP) and held batters to a .246 average
- Struck out 140 batters against 55 walks in 122.1 innings...struck out a career-high 11 batters on August 1 against Modesto against just a pair of walks
 - Named a MiLB.com Organizational All-Star, a Baseball America High Class-A All-Star and a Post and Mid-Season All-Star in 2017 with the Quakes
- 2016** · In 14 combined games (12 starts) with Rookie-level AZL Dodgers, Rookie-advanced Ogden and Single-A Great Lakes Loons, he went 3-4 with a 2.31 ERA (17 ER/66.1 IP) and held hitters to a .227 average...struck out 63 combined batters against just five walks in 66.1 innings and posted a 0.93 WHIP

- Started the season with the AZL Dodgers, going 1-0 with a 1.50 ERA (1 ER/6.0 IP) and struck out 11 without issuing a walk...promoted to Ogden on July 5 and made two starts going 1-0 with a 0.90 ERA (1 ER/10 IP)
 - Named Pioneer League Pitcher of the Week in the period ending July 17 with Rookie-advanced Ogden Raptors
 - Promoted to Great Lakes on July 16 and spent the rest of the season with the Loons, going 1-4 with a 2.68 ERA (15 ER/50.1 IP) in 10 starts...totaled 41 strikeouts against three walks over 50.1 innings
- 2015** · In his first full professional season, he appeared in 14 games (four starts) with Rookie-level AZL Dodgers, going 0-3 with a 8.59 ERA (14 ER/14.2 IP) and struck out 16 batters...it was his first season since recovering from Tommy John surgery
- 2014** · Spent entire season rehabbing from surgery while on the disabled list of the AZL Dodgers...underwent Tommy John surgery in May as a high school senior prior to being picked in the 38th round by the Dodgers in the First-Year Player Draft

Personal

Caleb Paul Ferguson... graduated from West Jefferson High School (OH)...selected by the Dodgers in the 38th round of the 2014 First-Year Draft

Caleb Ferguson's Career Pitching Record

Year	Team	W-L	ERA	G	GS	CG	SHO	SV	IP	H	R	ER	HR	HB	BB	SO	WP	BK	AVG
2015	AZL Dodgers	0-3	8.59	14	4	0	0	1	14.2	17	19	14	0	1	21	16	8	1	.298
2016	Ogden	1-0	0.90	2	2	0	0	0	10.0	4	3	1	0	1	2	11	0	0	.114
	Great Lakes	1-4	2.68	10	10	0	0	0	50.1	49	17	15	3	2	3	41	1	0	.255
	AZL Dodgers	1-0	1.50	2	0	0	0	0	6.0	4	3	1	0	0	0	11	0	0	.167
2017	Rancho Cucamonga	9-4	2.87	25	24	0	0	0	122.1	113	48	39	6	6	55	140	3	1	.246
2018	LOS ANGELES	7-2	3.49	29	3	0	0	2	49.0	43	21	19	8	3	12	59	1	0	.230
	Oklahoma City	0-0	2.25	2	2	0	0	0	8.0	6	3	2	0	0	7	12	0	0	.194
	Tulsa	3-0	1.38	8	8	0	0	0	39.0	31	11	6	2	0	10	40	1	0	.217
Major League- 1 year		7-2	3.49	29	3	0	0	2	49.0	43	21	19	8	3	12	59	1	0	.230
Dodger Totals- 1 year		7-2	3.49	29	3	0	0	2	49.0	43	21	19	8	3	12	59	1	0	.230
Minor League- 4 years		15-11	2.80	63	50	0	0	1	250.1	224	104	78	11	10	98	271	13	2	.238

Caleb Ferguson's Career Postseason Pitching Record

Year	Team	W-L	ERA	G	GS	CG	SHO	SV	IP	H	R	ER	HR	HBP	BB	SO	WP	BK
2018	NLDS: LAD vs. ATL	0-0	0.00	2	0	0	0	0	1.2	0	0	0	0	0	0	2	0	0
	NLCS: LAD vs. MIL	0-0	0.00	4	0	0	0	0	1.1	0	0	0	0	0	1	1	0	0
Postseason Totals		0-0	0.00	6	0	0	0	0	3.0	0	0	0	0	0	1	3	0	0
LDS Totals		0-0	0.00	2	0	0	0	0	1.2	0	0	0	0	0	0	2	0	0
LCS Totals		0-0	0.00	4	0	0	0	0	1.1	0	0	0	0	0	1	1	0	0

Caleb Ferguson's Career Single-Game Bests

Low-Hit Complete Game:	---	Most Strikeouts:	6 (2x), last: June 23, 2018 at NYM
Most Innings Pitched Starter:	5.0, June 17, 2018 vs. SF	Most Walks:	3, June 6, 2018 at PIT
Most Innings Pitched Reliever:	4.0, June 23, 2018 at NYM	Longest Winning Streak:	4, August 25-Sept. 19, 2018
Most Earned Runs Allowed:	4, June 6, 2018 at PIT	Longest Losing Streak:	1 (2x), last: August 18, 2018

Caleb Ferguson's Career Fielding Record

Position	PCT	G	PO	A	E	TC	DP
Pitcher	1.000	29	1	4	0	5	0

Career Transactions

- Selected by Los Angeles in the 38th round of the 2014 First-Year Player Draft

Disabled List

- Has not been on the disabled list in the Major Leagues



JOSH

Fields

RHP | 46

@Dodgers

Bats: Right Throws: Right

Height: 6-0 Weight: 190

Opening Day Age: 33

Born: Aug. 19, 1985 in Athens, GA

Resides: Hull, GA

Acquired: In a trade with Houston on Aug. 1, 2016

ML Service: 5.083

MLB Debut: April 2, 2013



Career Summary

- Hard-throwing right-hander enters his seventh big league season and his fourth year with the Dodgers after an injury-shortened 2018 campaign
- In 288 career big league games, he has gone 17-12 with 13 saves and has posted a 3.71 ERA over six seasons with the Astros (2013-16) and Dodgers (2016-18)
- Has limited hitters to a .225 career average, including holding righties to a .212 mark
- Since entering the big leagues in 2013, averaging 10.16 strikeouts per nine innings, striking out 312 batters against just 91 walks in 276.1 innings
- Made his Major League debut with the Astros on April 2, 2013 against the Rangers, striking out the only batter he faced in the eighth inning (Craig Gentry)
- Recorded his first big league win on July 23, 2013 against the Athletics, allowing just one hit and striking out two in an inning of relief...collected his first Major League save on Aug. 5, 2013 against the Red Sox, recording a four-out save by striking out all four batters he faced
- Over 10 minor league seasons, he has gone 12-9 with a 3.27 ERA and has collected 25 saves in 185 career games (four starts) in the Mariners (2009-11), Red Sox (2011-12), Astros (2013-16) and Dodgers (2016-17) organizations
- Selected by the Seattle Mariners in the first round (20th overall) in the 2008 First-Year Player Draft out of the University of Georgia

Year-By-Year

- 2018** · In an injury-shortened campaign, went 2-2 with two saves and a 2.20 ERA in 45 games
- Held hitters to a .196 average, including limiting righties to a .207 mark compared to a .179 average against left-handed batters, and posted a 0.95 WHIP
 - Recorded his first loss of the season on May 5...was his first loss since May 29, 2015 vs. CWS, a span of 149 games...had won 10 games without recording a loss during that span
 - Placed on the DL from June 28-Aug. 30 with right shoulder inflammation
- 2017** · In his first full season with the Dodgers, he posted career-highs in innings (57.0), WHIP (0.96) and wins (5) and posted career-lows in ERA (2.84), opponents' batting average (.194) and opponents' OBP (.251)
- Ranked in the top 15 among National League relievers in wins (T-11th), WHIP (8th), opponents' batting average (12th) and opponents' OBP (6th)
 - Tossed scoreless relief in 44 of 57 appearances, going 5-0 with a 2.84 ERA (18 ER/57.0 IP) and two saves...struck out 60 batters against 15 walks
 - Effective against batters from both sides of the plate, limiting righties to a .169 average and holding left-handed hitters to a .232 mark...held the opposition to a .219 average with runners on base
 - Placed on the DL with a lower back strain from Aug. 27-Sept. 4
 - Appeared in four postseason games, allowing two earned runs in an inning of relief
 - Made three relief appearances with Triple-A Oklahoma City, not allowing a run in 3.0 innings and striking out three...allowed just one runner to reach base via a hit
- 2016** · Combined to go 1-0 with a 4.63 ERA (18 ER/35.0 IP) and struck out 42 batters against just 11 walks in 37 relief appearance for the Astros and the Dodgers

- Allowed just three out of 23 inherited runners to score (13.0%)
 - In 15 relief appearances with the Astros, he posted a 6.89 ERA (12 ER/15.2 IP) and struck out 20 against just three walks...went 1-0 with one save and 1.65 ERA (5 ER/27.1 IP) in 23 relief appearances for the Astros' Triple-A Fresno, while holding hitters to a .192 average with a 0.65 WHIP
 - Acquired by the Dodgers on August 1 from the Houston Astros in exchange for minor league first baseman Yordan Alvarez
 - In 22 games with the Dodgers, he went 1-0 with a 2.79 ERA (6 ER/19.1 IP) and struck out 22 batters against just eight walks...tossed scoreless relief in 10 of his last 11 games since Sept. 2 (1 ER/9.2 IP)
 - Limited hitters to a .256 average with Los Angeles, including a .185 (5-for-27) mark against lefties... opposition hit just .188 (6-for-32) against him with RISP
 - Selected to the Dodgers' 2016 NLDS and NLCS roster, striking out four and walking one in 2.1 scoreless innings in four postseason appearances, while limiting batters to a .125 average (1-for-8)
 - Made two relief appearances for Triple-A Oklahoma City, going 0-1 with a 9.00 ERA (2 ER/2.0 IP)
- 2015**
- Started the season on the 15-day disabled list with a right groin strain and made five rehab starts with Triple-A Fresno before being activated by the Astros on April 24
 - Spent majority of the season with Houston, going 4-1 with a 3.55 ERA (20 ER/50.2 IP) and posting a 1.14 WHIP in 54 relief appearances
 - Ranked fifth among American League relievers with a 11.90 strikeout per nine innings, striking out 67 batters against just 19 walks in 50.2 innings...also ranked seventh among AL relievers with a 0.36 home run per nine innings, allowing just two homers during the season
 - Held the opposition to a .210 average, as he was effective against hitters from both sides of the plate, limiting righties to a .193 average (21-for-109) and a .234 mark (18-for-77) against left-handers
 - Allowed only six out of 25 inherited runners to score (24.0%)
 - Optioned to Double-A Corpus Christi on Aug. 20, allowing just one hit in 1.2 scoreless innings in two games before being recalled by the Astros on Sept. 1, where he remained through the end of the season
 - Made his first career postseason appearance, appearing in two games with the Astros in the ALDS games against the Royals, allowing two runs in 1.2 innings of work with four strikeouts
- 2014**
- Went 4-6 with four saves and posted a 4.45 ERA (27 ER/54.2 IP) in 54 relief appearances with Houston... struck out 70 batters against 17 walks in 54.2 innings
 - Tied for eighth among AL relievers with a 0.33 home run per nine innings (2 HR/54.2 IP) and ranked 11th in strikeout per nine innings (11.52)...according to Fangraphs.com, ranked eighth among AL relievers in WAR (1.5)
 - Limited hitters to a .242 average, including a .218 mark (24-for-110) against righties
 - Placed on the 15-day disabled list from June 15-July 4 with right forearm soreness
 - Optioned to Triple-A Oklahoma City on May 6, appearing in three games for the Redhaws and not allowing a hit in 3.0 innings of work...recalled on May 14
- 2013**
- Made his first career Opening Day roster and appeared in 41 games with the Astros, going 1-3 with five saves and posting a 4.97 ERA (21 ER/38.0 IP)
 - Averaged better than a strikeout per innings, striking out 40 batters against 18 walks in 38.0 innings
 - Limited hitters to a .220 average, including a .200 mark (16-for-80) against righties...held the opposition to a .171 average (6-for-35) with RISP, including a .118 mark (2-for-17) with RISP with two outs
 - Made his Major League debut with the Astros on April 2 against Texas, striking out the only batter he faced in the eighth inning (Craig Gentry)
 - Recorded his first big league win on July 23 against the Athletics, allowing just one hit and striking out two in an inning of relief
 - Collected his first Major League save on Aug. 5 against the Red Sox, recording a four-out save by striking out all four batters he faced
 - Placed on 15-day disabled list from April 4-May 31 with a right forearm strain...appeared in a combined seven rehab games (one start) with Double-A Corpus Christi and Single-A Quad Cities, posting a 1.80 ERA (2 ER/10.0 IP) and striking out eight without issuing a walk
- 2012**
- Combined to go 4-3 with 12 saves and posted a 2.01 ERA (13 ER/58.1 IP) in 42 games with Boston's Triple-A Pawtucket and Double-A Portland...struck out a combined 78 batters against just 18 walks in 58.1 innings, posting a 12.0 strikeout per nine innings
 - Started the season with Portland, going 3-3 with eight saves and a 2.62 ERA (13 ER/44.2 IP) in 32 relief appearances...struck out 59 batters against just 16 walks in 44.2 innings, while holding the opposition to a .185 average
 - Promoted to Pawtucket on Aug. 3 and went 1-0 with four saves and tossed scoreless relief in all 10 appearances he made for the Red Sox...struck out 19 and issued just two walks in 13.2 innings
 - Played a key role in Pawtucket's International League championship run, tossing 2.0 hitless innings with four strikeouts in two playoff appearances...recorded the save in Game 3 of the International League

Finals to clinch the title for the Red Sox

- Selected by Houston with the first overall pick in the Major League portion of the 2012 Rule 5 Draft

2011 · Posted a combined 4-2 record with a 3.67 ERA (23 ER/56.1 IP) and 64 strikeouts in 38 games between Double-A Portland (nine games) of the Red Sox organization and Triple-A Tacoma (nine games) and Double-A Jackson (20 games) of the Mariners organization

- Held opposing hitters to a combined .194 (38-for-196) average between the three stops
- Traded to the Red Sox along with LHP Erik Bedard in exchange for OF Trayvon Robinson and OF Chih-Hsien Chiang on July 31

2010 · Appeared in 21 games for Double-A West Tennessee, going 1-1 with six saves and posting a 3.14 ERA (10 ER/28.2 IP), while limiting hitters to a .190 average

- After the season, played for Peoria in the Arizona Fall League and participated in the AFL Rising Stars Game for the second consecutive year

2009 · Began his professional career with Double-A West Tennessee, going 2-2 with one save and a 6.48 ERA (24 ER/33.1 IP)...struck out 36 batters in 33.1 innings

- Following the season, he pitched for the Peoria Javelinas in the Arizona Fall League posting a 1.64 ERA (2 ER/11.0 IP) in 11 relief appearances...selected to the league's Rising Stars Game

Personal

Joshua David Fields...resides in Hull, GA with his wife, Brittney and son Harrison...graduated from Prince Avenue Christian School (GA) in 2005...went on to attend the University of Georgia where he played from 2005-08

Josh Fields' Career Pitching Record

Year	Team	W-L	ERA	G	GS	CG	SHO	SV	IP	H	R	ER	HR	HB	BB	SO	WP	BK	AVG
2009	West Tenn	2-2	6.48	31	0	0	0	1	33.1	33	33	24	2	1	22	36	3	0	.254
2010	West Tenn	1-1	3.14	21	0	0	0	6	28.2	19	12	10	0	0	18	28	2	0	.190
2011	Jackson	1-2	2.77	20	0	0	0	3	26.0	17	11	8	0	1	19	26	2	0	.185
	Tacoma	0-0	6.23	9	0	0	0	0	13.0	11	10	9	2	0	13	13	0	1	.229
2012	Portland	3-0	3.12	9	0	0	0	1	17.1	10	6	6	2	1	10	25	3	1	.179
	Portland	3-3	2.62	32	0	0	0	8	44.2	30	14	13	4	1	16	59	2	0	.185
	Pawtucket	1-0	0.00	10	0	0	0	4	13.2	8	0	0	0	0	2	19	0	0	.174
2013	HOUSTON	1-3	2.50	41	0	0	0	5	38.0	31	21	21	8	0	18	40	0	0	.220
	Quad Cities	0-0	0.00	2	1	0	0	0	4.0	2	0	0	0	0	0	4	0	0	.143
	Corpus Christi	0-0	3.00	5	0	0	0	0	6.0	7	2	2	0	0	0	4	0	0	.292
2014	HOUSTON	4-6	4.45	54	0	0	0	4	54.2	50	29	27	2	2	17	70	0	0	.242
	Oklahoma City	0-0	0.00	3	0	0	0	1	3.0	0	0	0	0	0	1	4	0	0	.000
2015	HOUSTON	4-1	3.55	54	0	0	0	0	50.2	39	20	20	2	1	19	67	1	0	.210
	Fresno	0-0	3.00	5	0	0	0	0	6.0	5	2	2	0	0	4	3	1	0	.217
	Corpus Christi	0-0	0.00	2	0	0	0	0	1.2	1	0	0	0	1	2	1	0	0	.200
2016	HOUSTON	0-0	6.89	15	0	0	0	0	15.2	23	14	12	2	0	3	20	0	0	.343
	LOS ANGELES	1-0	2.79	22	0	0	0	0	19.1	20	8	6	2	1	8	22	0	0	.256
	Fresno	1-0	1.65	23	0	0	0	1	27.1	19	6	5	0	0	7	32	1	0	.192
	Oklahoma City	0-1	9.00	2	0	0	0	0	2.0	3	2	2	0	1	0	2	0	0	.333
2017	LOS ANGELES	5-0	2.84	57	0	0	0	2	57.0	40	19	18	10	1	15	60	1	1	.194
	Oklahoma City	0-0	0.00	3	0	0	0	0	3.0	1	0	0	0	0	0	3	0	0	.100
2018	LOS ANGELES	2-2	2.20	45	0	0	0	2	41.0	28	10	10	4	0	11	33	0	0	.196
	Oklahoma City	0-0	6.75	5	0	0	0	0	4.0	7	3	3	2	0	0	2	0	0	.368
	AZL Dodgers	0-0	6.00	3	3	0	0	0	3.0	3	2	2	1	0	1	4	0	0	.300
Major League-6 years	17-12	3.71	288	0	0	0	13	276.1	231	121	114	30	5	91	312	2	1	.225	
Dodger Totals-3 years	8-2	2.61	124	0	0	0	4	117.1	88	37	34	16	2	34	115	1	1	.206	
Minor League-10 years	12-9	3.27	185	4	0	0	25	236.2	176	103	86	13	9	115	265	14	2	.206	

Josh Fields' Career Postseason Pitching Record

Year	Team	W-L	ERA	G	GS	CG	SHO	SV	IP	H	R	ER	HR	HBP	BB	SO	WP	BK
2015	ALDS: HOU vs. KC	0-0	10.80	2	0	0	0	0	1.2	1	2	2	1	0	2	4	0	0
2016	NLDS: LA vs. WAS	0-0	0.00	2	0	0	0	0	1.0	0	0	0	0	0	1	3	0	0
	NLCS: LA vs. CHC	0-0	0.00	2	0	0	0	0	1.1	1	0	0	0	0	0	1	0	0
2017	NLDS: LA vs. ARI	0-0	0.00	1	0	0	0	0	0.1	1	0	0	0	0	0	1	0	0
	NLCS: LA vs. CHC	0-0	0.00	2	0	0	0	0	0.2	0	0	0	0	0	0	0	0	0
	WS: LA vs. HOU	0-0	-	1	0	0	0	0	0.0	3	2	2	2	0	0	0	0	0
Postseason Totals	0-0	7.20	10	0	0	0	0	5.0	6	4	4	3	0	3	9	0	0	
LDS Totals	0-0	6.00	5	0	0	0	0	3.0	2	2	2	2	1	0	3	8	0	0
LCS Totals	0-0	0.00	4	0	0	0	0	2.0	1	0	0	0	0	0	1	0	0	
WS Totals	0-0	-	1	0	0	0	0	0.0	3	2	2	2	0	0	0	0	0	

Josh Fields' Career Single-Game Bests

Low-Hit Complete Game:	None	Most Strikeouts:	4 (4x), last: May 1, 2015 vs SEA
Most Innings Pitched - Starter:	None	Most Walks:	3, Sept. 18, 2016 vs. CIN
Most Innings Pitched - Reliever:	2.0 IP (14x), last: Aug. 9, 2017 at ARI	Longest Winning Streak:	8 games, July 23, 2015-July 14, 2017
Most Earned Runs Allowed:	5 (2x), last: May 6, 2014 at DET	Longest Losing Streak:	5 games, Aug. 7 2013-April 29, 2014

Josh Fields' CAREER FIELDING RECORD

Position	PCT	G	PO	A	E	TC	DP
Pitcher	1.000	288	15	12	0	27	2

Career Transactions

- Selected by the Seattle Mariners in the 1st round of the 2008 First-Year Player Draft
- July 31, 2011: Acquired by Boston from Seattle with Erik Bedard for Trayvon Robinson and Chih-Hsien Chiang
- Dec. 6, 2012: Selected by Houston in the Rule 5 Draft
- Aug. 1, 2016: Acquired by Los Angeles from Houston for Yordan Alvarez

Disabled List

- April 8-May 31, 2013 (right forearm strain)
- June 15-July 4, 2014 (right forearm soreness)
- April 1-April 24, 2015 (right groin strain)
- Aug. 27-Sept. 4, 2017 (lower back strain)
- June 28 - Aug. 30, 2018 (right shoulder inflammation)



DYLAN

Floro

RHP | 51

@Dodgers

Bats: Left **Throws:** Right**Height:** 6-2 **Weight:** 200**Opening Day Age:** 28**Born:** December 27, 1990 in Merced, CA**Resides:** Merced, CA**Acquired:** In a trade with the Cincinnati Reds on July 4, 2018**ML Service:** 1.053**MLB Debut:** July 7, 2016

Career Summary

- 28-year-old right-hander enters his first full season with Los Angeles and his fourth big league season after posting career-best numbers in 2018
- In 69 career big league games, he has gone 6-4 with a 3.05 ERA over three seasons with the Rays (2016), Cubs (2017), Reds (2018) and Dodgers (2018)
- Collected his first career Major League win on May 19, 2018 against the Cubs, allowing just one hit and striking out two batters in 2.0 innings of relief
- Made his Major League debut on July 7, 2016 against the Angels, allowing one earned run on three hits in 1.1 innings
- Honored as an International League All-Star in 2016 and Midwest League All-Star in 2013
- Selected by the Tampa Bay Rays in the 13th round of the 2012 First-Year Player Draft out of California State University, Fullerton

Year-By-Year

- 2018** · In 54 combined games with the Reds and Dodgers, he went 6-3 with a 2.25 ERA (16 ER/64.0 IP) and limited the opposition to a .237 average...struck out 58 batters against 23 walks, while posting a 1.25 WHIP
- Finished the season with the seventh best ERA among National League relievers and tied for seventh in wins
 - Acquired from the Reds in a four-player trade on July 4...in 25 games with the Reds, went 3-2 with a 2.72 ERA (11 ER/36.1 IP)...started the season with Triple-A Louisville, allowing just four hits over 3.0 scoreless inning in two games before having his contract selected by Cincinnati on April 13
 - Made his Dodger debut on July 8 and finished the season going 3-1 with a 1.63 ERA (5 ER/27.2 IP), while holding hitters to a .182 average in 29 games with Los Angeles...struck out 31 batters against just 11 walks during that span
 - Finished the season tossing scoreless relief in 14 of his last 15 relief appearances (13.0 IP) since August 14, while going 2-0 with a 0.69 ERA and striking out 14 against six walks
 - Appeared in eight postseason games, posting a 0-1 record with a 3.86 ERA (3 ER/7.0 IP), holding batters to a .240/.345/.320 slash line... struck out eight batters against four walks
- 2017** · In three relief appearances with the Cubs, he posted a 6.52 ERA (7 ER/9.2 IP), striking out six batters against two walks
- Made two starts and 34 relief apps with Triple-A Iowa and Oklahoma City, going 3-3 with a 4.20 ERA, while posting a 1.383 WHIP... struck out 38 batters against 11 walks
 - On 1/11 was designated for assignment by the Rays...on January 17 was claimed off waivers by the Cubs... after clearing waivers again, on February 3 was outrighted to Class AAA Iowa and spent most of the season there
 - On 8/4 was claimed off waivers by the Dodgers...on 8/18 was designated for assignment and four days later was outrighted to Oklahoma City, where he spent the rest of the season.
- 2016** · Made his Major League debut with Tampa Bay on July 7 against the Angels, allowing one run on three hits, while striking out two batters in 1.1 innings of relief
- Went 0-1 with a 4.20 ERA in 12 games with the Rays, striking out 14 batters against five walks
 - Was selected as an International League All-Star with Triple-A Durham
 - Finished the season on Durham's disabled list with a strained right forearm

2015 · Went 9-12 with a 5.02 ERA with Triple-A Durham, posting a 1.364 WHIP and striking out 81 batters in 132.2 innings

2014 · At Double-A Montgomery, led all minor league pitchers in innings pitched while leading the Southern League in starts, complete games and shutouts...ranked second in the SL in fewest walks per 9 innings (1.21)...walked fewer than 2 batters in 24 of his 28 starts

2013 · At Class-A Bowling Green was a Midwest League and MiLB.com Organization All-Star and the Rays' Minor League Pitcher of the Year after leading their system with a 1.77 ERA...was the MWL's Pitcher of the Week 3 times.

PERSONAL

Dylan Lee Floro... resides in Merced, California with his wife Amber and daughter Ryleigh... Graduated from Buhach Colony High School in Atwater, CA...attended Cal State-Fullerton and was named Big West Conference Pitcher of the Year in 2012.

Dylan Floro's Career Pitching Record

Year	Team	W-L	ERA	G	GS	CG	SHO	SV	IP	H	R	ER	HR	HB	BB	SO	WP	BK	AVG
2012	Hudson Valley	4-1	2.40	18	0	0	0	2	30.0	26	11	8	0	0	4	21	2	0	.228
2013	Bowling Green	9-2	1.81	19	19	0	0	0	109.1	103	34	22	4	1	19	85	9	0	.251
	Charlotte Stone	2-0	1.61	4	4	2	1	0	28.0	20	5	5	0	1	2	14	2	0	.206
2014	Montgomery	11-13	3.48	28	28	3	2	0	178.2	209	80	69	4	3	24	112	11	2	.294
2015	Durham	9-12	5.02	25	22	1	0	0	132.2	160	78	74	10	0	21	81	3	1	.297
2016	TAMPA BAY	0-1	4.20	12	0	0	0	0	15.0	23	8	7	0	0	5	14	2	0	.348
	Durham	1-2	2.88	32	0	0	0	7	50.0	53	21	16	6	1	9	40	1	0	.270
2017	CHICAGO (NL)	0-0	6.52	3	0	0	0	0	9.2	15	7	7	2	1	2	6	0	0	.357
	Iowa	3-2	3.88	25	2	0	0	1	48.2	54	28	21	9	1	8	26	0	0	.276
	Oklahoma City	0-1	5.56	8	0	0	0	1	11.1	18	8	7	0	0	3	12	1	0	.367
2018	CINCINNATI	3-2	2.72	25	0	0	0	0	36.1	39	12	11	2	0	12	27	0	1	.275
	LOS ANGELES	3-1	1.63	29	0	0	0	0	27.2	18	5	5	1	1	11	31	1	1	.182
	Oklahoma City	0-1	9.00	1	0	0	0	0	1.0	1	1	1	1	0	0	1	0	0	.250
	Louisville	0-0	0.00	2	0	0	0	0	3.0	4	0	0	0	0	1	1	0	0	.308
Major League- 3 years		6-4	3.05	69	0	0	0	0	88.2	95	32	30	5	2	30	78	3	2	.272
Dodger Totals- 1 year		3-1	1.63	29	0	0	0	0	27.2	18	5	5	1	1	11	31	1	1	.182
Minor League- 7 years		39-34	3.39	162	75	6	3	11	592.2	648	266	223	34	7	91	393	29	3	.278

Dylan Floro's Career Postseason Pitching Record

Year	Team	W-L	ERA	G	GS	CG	SHO	SV	IP	H	R	ER	HR	HBP	BB	SO	WP	BK
2018	NLDS: LAD vs. ATL	0-0	0.00	1	0	0	0	0	0.1	0	0	0	0	0	0	0	0	0
	NLCS: LAD vs. MIL	0-0	0.00	5	0	0	0	0	4.1	3	0	0	0	0	2	5	0	0
	WS: LAD vs. BOS	0-1	11.57	2	0	0	0	0	2.1	3	3	3	0	0	2	3	0	0
Postseason Totals		0-1	3.86	8	0	0	0	0	7.0	6	3	3	0	0	4	8	0	0
LDS Totals		0-0	0.00	1	0	0	0	0	0.1	0	0	0	0	0	0	0	0	0
LCS Totals		0-0	0.00	5	0	0	0	0	4.1	3	0	0	0	0	2	5	0	0
WS Totals		0-1	11.57	2	0	0	0	0	2.1	3	3	3	0	0	2	3	0	0

Dylan Floro's Career Single-Game Bests

Low-Hit Complete Game:	---	Most Strikeouts:	5, May 9, 2017 at COL
Most Innings Pitched Starter:	---	Most Walks:	3, August 12, 2018 at COL
Most Innings Pitched Reliever:	4.1, May 9, 2017 at COL	Longest Winning Streak:	2 (2x), last: August 31-Sept. 18, 2018
Most Earned Runs Allowed:	5, May 21, 2017 vs. MIL	Longest Losing Streak:	1 (4x), last: August 12, 2018

Dylan Floro's Career Fielding Record

Position	PCT	G	PO	A	E	TC	DP
Pitcher	1.000	69	9	12	0	21	1

Career Transactions

· Selected by Tampa Bay in the 13th round of the 2012 First-Year Player

Disabled List

· Has not been on the disabled list in the Major Leagues



DAVID

Freese

INF | 25

@ david23freese

Bats: Right Throws: Right

Height: 6-2 Weight: 210

Opening Day Age: 35

Born: April 28, 1983 in Corpus Christi, TX

Resides: Corpus Christi, TX

Acquired: Via trade with the Pittsburgh Pirates on August 31, 2018

ML Service: 9.028

MLB Debut: April 6, 2009



Career Summary

- Enters his 11th big league season with a career .275 batting average with 102 home runs and 506 RBI in 1,105 career games with the Cardinals (2009-13), Angels (2014-15), Pirates (2016-18) and Dodgers (2018)
- Has a career .848 OPS vs. left-handed pitching, batting .305 (298-for-948) with a .381 OBP and .467 SLG
- Has spent the majority of his career at third base (914 G, 875 GS, .957 fielding pct.), while also appearing at first base (99 G, 60 GS, .990), second base (2 G) and catcher (1 G, 1,000)
- Has appeared in 65 career postseason games, posting a .291/.365/.546 slash line, going 57-for-196 with 16 doubles, two triples, 10 home runs and 36 RBI and was named National League Championship Series and World Series MVP for the world-champion Cardinals in 2011
- Selected to his first All-Star Game in 2012 in Kansas City as a member of the St. Louis Cardinals
- Made his Major League debut on April 6, 2009 against Pittsburgh and recorded his first big league hit later in the series on April 8 when he singled off of Zach Duke
- Hit his first career home run on Sept. 29, 2009 at Cincinnati off Ramon Ramirez
- Selected by the San Diego Padres in the ninth round of the 2006 First-Year Player Draft

Year-By-Year

- 2018** · Appeared in a combined 113 games with the Los Angeles Dodgers and Pittsburgh Pirates, slashing .296/.359/.471 with 38 runs, 12 doubles, two triples, 11 home runs and 51 RBI
- Acquired by the Dodgers on August 31 from the Pirates and in 19 games with Los Angeles, he went 15-for-39 (.385) with nine runs, two doubles, one triple, two homers and nine RBI along with a .489 OBP and a .641 SLG
 - Defensively, appeared in 58 games (42 starts) at third base and 29 games (23 starts) at first base in 2018, posting a combined .977 fielding percentage (7 E/577.1 INN)...with the Dodgers appeared in 14 games (12 starts) at first base (.977 fielding percentage) and three games at third base (1.000 fielding percentage)
 - Hit .321 against left-handed pitchers, along with six doubles, one triple, five home runs and 21 RBI...among hitters with 150 or more plate appearances against southpaws, his batting average ranked 13th best in the Majors, while his .387 OBP ranked 17th
 - With runners on base, he hit .336 (45-for-155), which ranked the eighth best in the Majors (min. 150 PA)...batted .317 (26-for-82) with runners in scoring position and posted a .314 average (11-for-35) with runners in scoring position with two outs
 - In the second half of the season, he posted a .310/.376/.516 slashline with 21 runs, six doubles, one triple, six homers and 26 RBI in 46 games...among hitters with a minimum of 125 at-bats following the All-Star break, his batting average ranked the 13th best in the National League
 - Batted .364 with two home runs, a triple, a double and six RBI in 14 Postseason games for the Dodgers
- 2017** · Established a career high in walks and his .368 on-base percentage was the second-highest single-season total of his career (.372 in 2012)
- Was Pittsburgh's most-used third baseman (116 games/114 starts)...Also made three appearances/two starts (4/16 and 4/23) at first base

- Hit .315 (34-for-108) with runners in scoring position; collected 13 hits in his last 29 at bats with RISP, dating back to 8/13
 - Was the Opening Day starter at third base for the second straight season
 - Was leading the Majors with a .576 OBP on 4/15...Was on the 10-day D.L. from 4/26 thru 5/11 with a right hamstring strain...Hit .321 (18-for-56) with 10 RBI in 18 games during the month of April...
 - Collected his 900th career hit on 9/15 at Cincinnati
 - Hit .282 (6-for-213) in 62 games after the All-Star break...
 - Was one of three finalists for the Rawlings Gold Glove Award at third base
- 2016**
- Made 71 starts at third base and 34 at first base; also made two appearances at second base (5/3 and 6/16)...The Pirates went 59-45-1 in his 105 starts
 - Ranked seventh among National League leaders with a .337 average against left-handed pitchers...Also ranked fifth in the N.L. with a .364 average in interleague play
 - Was the club's Opening Day starter at third base; went 2-for-4 while batting third in his first game against his former club on 4/3 vs. St. Louis
 - Had first career three-double game on 4/24 at Arizona
 - Made his first career appearance at second base on 5/3 vs. Chicago (NL); did not have a chance while playing the final four innings there... made his 10th career appearance and second career start at first base on 5/11 at Cincinnati; his first start there since July 2, 2011 at Tampa Bay as a member of the Cardinals...Also served as the leadoff batter on 5/11 - his sixth career start as the leadoff batter and his first since June 12, 2010 at Arizona
 - Tied career high (third time) with four hits on 5/30 at Miami
 - Played in his 800th career game on 7/10 vs. Chicago... Tied career high (sixth time) with three runs on 8/9 vs. San Diego
 - Agreed to terms on a three-year contract extension (thru 2019) on 8/22
 - Was the Pirates recipient of the Heart & Hustle award, presented to the player on each team who plays with a passion for baseball and maintains the values, spirit and traditions of the game
- 2015**
- Collected at least 25 doubles for the fourth straight season, joining Pablo Sandoval, Kyle Seager and Adrian Beltre as one of four third basemen to tally 25 doubles every season between 2012-15
 - Became the first Angels third baseman to hit more than 10 home runs since Troy Glaus in 2003
 - Became the third Angels third baseman in club history to post back-to-back seasons of 25 doubles and 10 home runs, joining Troy Glaus (1999-2001) and Carney Lansford (1979-80)
 - Made 113 appearances (112 starts) at third base...was hit by a pitch a career-high 12 times (tied for ninth in the American League)
 - Was placed on the 15-day disabled list on 7/23 with a fractured right index finger...was activated from the disabled list on 9/1...hit .308 (33-for-107) with 10 doubles and three home runs in his final 31 games after returning from the DL
- 2014**
- Made 122 appearances (119 starts) at third base...Hit .279 (109-for-391) over his final 114 contests (his .279 average in that time ranked third among American League third basemen)
 - Left the game on 5/2 vs. Texas with a small non-displaced fracture in his right middle finger (missed 16 games with the injury)
 - Hit safely in 11 straight games from 8/3-15...Connected off Anthony Bass for his first career pinch-hit home run on 7/5 vs. Houston.
- 2013**
- Spent fifth and final season with the Cardinals
 - Established career high in doubles (26)...became the first St. Louis third baseman with back-to-back seasons of 25 or more doubles since Scott Rolen in 2003 and 2004
 - Hit safely in a career-high 20 straight games from 5/17 to 6/11; hit .382 (29-for-76) with three home runs and 16 RBI during the streak
- 2012**
- Was named to the National League All-Star team for the first time in his career
 - Established career highs in games, hits, runs, home runs and RBI
 - Homered twice and tied career high with six RBI on 6/7 at Houston
 - Hit .294 prior to the All-Star break with 13 home runs and 51 RBI...Went 0-for-1 in the All-Star Game after entering the game as a defensive replacement at first base in the fifth inning
 - Led the Majors with a .458 average (33-for-72) and .562 OBP during the month of July; became the first Cardinals player to bat .450 or higher in a month (minimum 50 at bats) since Terry Pendleton in July of 1984.
- 2011**
- Took home both National League Championship Series and World Series MVP honors for the world-champion Cardinals
 - Was hitting .356 (31-for-87) thru his first 25 games of the season before being hit by a pitch on 5/1 in

Atlanta and fracturing his left hand...Missed the next 51 games; was ranked ninth in the National League in batting average at the time of his injury

- Made first career start at first base on 7/2 at Tampa Bay
- Missed three games with a concussion after being hit in the head by a pitch on 8/4 at Florida
- Hit .397 (25-for-63) with five home runs and 21 RBI in 18 postseason games during St. Louis' World Series run...became just the sixth player ever and the second Cardinal (also Darrell Porter in 1982) to be tabbed as both the N.L.C.S. and World Series MVP
- Became the ninth third baseman to be named the World Series MVP...His 21 RBI during the postseason are an all-time single-season high...Tied the postseason record with 25 hits, joining Marquis Grissom (1995 with Atlanta) and Darin Erstad (2002 with Anaheim) while his 50 total bases set a postseason record
- His .397 postseason average was the second highest mark in Cardinals history, trailing only Albert Pujols' .414 clip in 2004 and his eight doubles matched teammate Albert Pujols from 2011 for the single postseason mark...tied Game Six of the World Series with a two-out, two-RBI triple before connecting for a walkoff home run in the bottom of the 11th inning (was the 15th walkoff homer in World Series history)

2010 • Was St. Louis' starting third baseman on Opening Day...was limited to 70 games due to a right ankle injury...suffered the ankle injury on June 27 and missed remainder of the season

- Ranked sixth among National League rookies in batting average and third in on-base percentage
- Was named the National League Player of the Week for the week of 4/26-5/2 after batting .462 with three home runs

2009 • Was a member of St. Louis' Opening Day roster for the first time in his career...Made big league debut on 4/6 vs. Pittsburgh, entering the game in the seventh inning at third base; finished the 4/6 contest with an RBI and a sacrifice fly

- Recorded first big league hit (single) off Pittsburgh's Zach Duke on 4/8
- Hit his first career home run on 9/29 at Cincinnati off Ramon Ramirez
- Made first and only career appearance at catcher on 10/4 vs. Milwaukee; went behind the plate for the final inning
- Was ranked by Baseball America as St. Louis' fifth-best prospect...hit a combined .313 (71-for-227) in 64 games between Memphis (Cardinals' Triple-A), the GCL Cardinals and Springfield (Cardinals' Double-A)

2008 • Spent entire season with Memphis

- Played in the Venezuelan Winter League following the season

2007 • Spent entire season with Lake Elsinore (Padres' Single-A) while being named a California League mid- and post-season All-Star

- Ranked third in the California League in runs scored and walks
- Was acquired by St. Louis on Dec. 15 in exchange for outfielder Jim Edmonds

2006 • Began professional career with short-season Eugene (Padres' Single-A) after being selected by San Diego in the ninth round of the draft earlier in the summer

- Finished campaign with Single-A Fort Wayne of the Midwest League.

Personal

David Richard Freese (pronounced "FREEZE")...wife's name is Mairin...has one son; Kai Patrick (11/16/17)...Is a 2001 graduate of Lafayette High School in Wildwood, Missouri, where he was named a first-team all-conference, all-metro and all-state as a senior...played collegiately at Meramec (MO) Community College before transferring to the University of South Alabama...was named the Sunbelt Conference Player-of-the-Year in 2006...selected by the San Diego Padres in the ninth round of the 2006 First-Year Player Draft.

David Freese's Career Batting Record

Year	Team	AVG	G	AB	R	H	2B	3B	HR	RBI	SH	SF	HP	BB	SO	SB	CS	OBP	SLG	E
2006	Eugene	.379	18	58	19	22	8	0	5	26	0	2	4	7	12	0	0	.465	.776	2
	Fort Wayne	.299	53	204	27	61	13	3	8	44	0	1	4	21	44	1	1	.374	.510	5
2007	Lake Elsinore	.302	128	503	104	152	31	6	17	96	0	4	16	69	99	6	1	.400	.489	13
2008	Memphis	.306	131	464	83	142	29	3	26	91	0	4	3	39	111	5	2	.361	.550	10
2009	ST. LOUIS	.323	17	31	3	10	2	0	1	7	0	1	0	2	7	0	0	.353	.484	0
	Memphis	.300	56	200	34	60	15	0	10	37	0	2	1	22	51	1	0	.369	.525	6
	Springfield	.375	4	16	3	6	1	0	1	5	0	0	0	2	2	0	0	.444	.625	3
	GCL Cardinals	.455	4	11	2	5	2	0	1	6	0	0	0	1	3	0	0	.500	.909	1
2010	ST. LOUIS	.296	70	240	28	71	12	1	4	36	4	1	4	21	59	1	1	.361	.404	9
	Springfield	.500	1	2	0	1	1	0	0	0	0	0	1	1	0	0	0	.667	1.000	N/A
2011	ST. LOUIS	.297	97	333	41	99	16	1	10	55	0	2	4	24	75	1	0	.350	.441	12
	Memphis	.231	4	13	1	3	1	0	0	1	0	0	0	1	3	0	0	.286	.308	0
	ST. LOUIS	.293	144	501	70	147	25	1	20	79	0	2	7	57	122	3	3	.372	.467	18
2013	ST. LOUIS	.262	138	462	53	121	26	1	9	60	0	3	9	47	106	1	2	.340	.381	11
	Memphis	.333	3	12	2	4	2	0	0	4	0	0	0	1	2	0	0	.385	.500	0
	LOS ANGELES (AL)	.260	134	462	53	120	25	1	10	55	0	5	6	38	124	1	3	.321	.383	8
2014	Salt Lake	.200	3	10	4	2	0	0	2	4	0	0	0	4	1	0	0	.429	.800	0
	LOS ANGELES (AL)	.257	121	424	53	109	27	0	14	56	0	3	12	31	107	1	1	.323	.420	8
2015	Salt Lake	.286	7	21	2	6	0	0	1	6	0	0	1	3	4	0	0	.400	.429	0
	PITTSBURGH	.270	141	437	63	118	23	0	13	55	0	0	10	45	142	0	0	.352	.412	11
	PITTSBURGH	.263	130	426	44	112	16	0	10	52	0	4	15	58	116	0	1	.368	.371	12
2018	PITTSBURGH	.282	94	241	29	68	10	1	9	42	0	3	3	18	56	0	0	.336	.444	5
	LOS ANGELES (NL)	.385	19	39	9	15	2	1	2	9	0	0	2	6	16	0	0	.489	.641	2
Major League-10 years		.275	1105	3596	446	990	184	7	102	506	4	24	72	347	930	8	11	.349	.415	96
Dodger Totals-1 year		.385	19	39	9	15	2	1	2	9	0	0	2	6	16	0	0	.489	.641	2
Minor League-9 years		.306	412	1514	281	464	103	12	71	320	0	13	29	171	333	13	4	.384	.531	40

David Freese's Career Postseason Batting Record

Year	Team	AVG	G	AB	R	H	2B	3B	HR	RBI	SH	SF	HP	BB	SO	SB	CS	OBP	SLG	
2011	NLDS: STL vs. PHI	.278	5	18	1	5	2	0	1	5	0	0	0	0	9	0	0	.278	.556	
	NLCS: STL vs. MIL	.545	6	22	7	12	3	0	3	9	0	0	1	2	2	0	0	.600	1.091	
	WS: STL vs. TEX	.348	7	23	4	8	3	1	1	7	0	0	0	5	3	0	0	.464	.696	
2012	WC: STL vs. ATL	.000	1	2	0	0	0	0	0	1	0	1	0	0	1	0	0	.000	.000	
	NLDS: STL vs. WAS	.421	5	19	3	8	3	0	0	1	0	0	0	3	5	0	1	.500	.579	
	NLCS: STL vs. SF	.192	7	26	2	5	2	0	1	2	0	0	0	1	7	0	0	.222	.385	
2013	NLDS: STL vs. PIT	.188	5	16	1	3	0	0	1	4	0	0	0	2	4	0	0	.278	.375	
	NLCS: STL vs. LAD	.190	6	21	2	4	1	0	0	0	0	0	0	1	5	0	0	.227	.238	
	WS: STL vs. BOS	.158	6	19	0	3	1	0	0	0	0	0	0	0	3	7	0	.273	.211	
2014	NLDS: STL vs. KC	.125	3	8	1	1	0	0	1	1	0	0	1	2	4	0	0	.364	.500	
	2018	NLDS: LA vs. ATL	.500	3	2	0	1	0	0	0	3	0	1	0	0	0	0	0	.333	.500
		NLCS: LA vs. MIL	.250	6	8	1	2	1	0	1	2	0	0	1	0	2	0	0	.333	.750
		WS: LA vs. BOS	.417	5	12	2	5	0	1	1	1	0	0	1	1	3	0	0	.500	.833
Postseason Totals		.291	65	196	24	57	16	2	10	36	0	2	4	20	52	0	1	.365	.546	
WC Totals		.000	1	2	0	0	0	0	0	1	0	1	0	0	1	0	0	.000	.000	
LDS Totals		.286	21	63	6	18	5	0	3	14	0	1	1	7	22	0	1	.361	.508	
LCS Totals		.299	25	77	12	23	7	0	5	13	0	0	2	4	16	0	0	.349	.584	
WS Totals		.296	18	54	6	16	4	2	2	8	0	0	1	9	13	0	0	.406	.556	

David Freese's Career Single-Game Bests

Most Hits:	4 (3x), last: May 30, 2016 at MIA	Most Stolen Bases:	1 (8x), last: April 30, 2015 at OAK
Most RBI:	6 (2x), last: June 7, 2012 at HOU	Most Walks:	4, June 8, 2014 vs. CWS
Most Home Runs:	2, June 7, 2012 at HOU	Longest Hitting Streak:	20 games, May 17-June 11, 2013
Most Runs Scored:	3 (6x), last: Aug. 9, 2016 vs. SD	Grand Slams:	2, last: May 17, 2013 vs. MIL (Peralta)

David Freese's Career Fielding Record

Position	PCT	G	PO	A	E	TC	DP
First Base	.990	99	550	45	6	601	59
Third Base	.957	914	456	1557	90	2103	183

Career Transactions

- Selected by San Diego in the ninth round of the 2006 First-Year Player Draft
- Dec. 14, 2007: Acquired by St. Louis in exchange for OF Jim Edmonds
- Nov. 22, 2013: Acquired by Los Angeles (AL) from St. Louis with RHP Fernando Salas for OF Peter Bourjos and OF Randal Grichuk
- March 11, 2016: Signed by Pittsburgh as a free agent
- Aug. 31, 2018: Acquired by Los Angeles from Pittsburgh for INF Jesus Valdez
- Nov. 2, 2018: Signed by Los Angeles as a free agent

Disabled List

- June 29, 2010 – conclusion of season (right ankle surgery)
- May 2 – June 27, 2011 (left hand fracture)
- March 26 – April 8, 2013 (lower back strain)
- May 3 – May 20, 2014 (right middle finger fracture)
- July 23 – Sept. 1, 2015 (right index finger fracture)
- April 29 – May 12, 2017 (right hamstring strain)



ROCKY

Gale

C | 58

@ RockyGale

Bats: Right **Throws:** Right

Height: 6-1 **Weight:** 185

Opening Day Age: 31

Born: Feb. 22, 1988 in Portland, OR

Resides: Portland, OR

Acquired: Signed as a free agent on Feb. 26, 2018

ML Service: 0.077

MLB Debut: September 6, 2015



Career Summary

- 31-year-old backstop enters his 10th professional season and his second with the Dodgers after earning a Triple-A Pacific Coast League All-Star selection last year at Oklahoma City
- In 17 career big league games, he has gone 2-for-22 (.091) with a home run and two RBI over three seasons with San Diego (2015, '17) and Los Angeles (2018)
- Had his contract selected by the Padres on Sept. 2, 2015 and made his Major League debut on Sept. 6, 2015 against the Dodgers as a pinch-hitter...made his first career big league start at catcher on Sept. 30, 2015 against the Brewers
- Collected his first career big league hit on Sept. 30, 2015 against the Brewers, collecting a single off Corey Knebel...stroked his first career Major League home run on Sept. 20, 2017 against the Diamondbacks, hitting a two-run shot in the second inning off of Robbie Ray
- In nine minor league seasons, has posted a .262 career batting average with 15 home runs and 262 RBI in 709 games in the Padres (2010-17) and Dodger (2018) organizations
- Has appeared majority of his career at catcher (584 games), posting a .992 fielding percentage (37 E/4746.1 INN) and throwing out 35% of would-be basestealers (214/613)...has also appeared in seven games at third base and two games at second base, while also making two career pitching appearance, tossing 1.0 scoreless inning of relief
- Honored as an MiLB.com Organizational All-Star with the Padres in 2015
- Selected by the Padres in the 24th round of the 2010 First-Year Player Draft out of University of Portland

Year-By-Year

- 2018** · Spent the majority of the season at Triple-A Oklahoma City, where he earned a selection as a mid-season Pacific Coast League All-Star after hitting .281 with four homers and 34 RBI in 85 games
- In the minors threw out 25 of 58 would-be basestealers (43%)
 - Excelled against left-handed pitching in minors, going 23-for-77 (.299)
 - Had his contract selected by the Dodgers on September 2, and appeared in three games (0-for-2)
 - Signed by the Dodgers as a minor league free agent on Feb. 25
- 2017** · Made three starts at catcher with the Padres and went 1-for-10 (.100) with a home run and two RBI after having his contract selected by the club on Sept. 18 for his second stint in the Majors
- Slugged his first career big league home run on Sept. 20, 2017 against the Diamondbacks, hitting a two-run shot in the second inning off of Robbie Ray
 - Spent majority of the season with Triple-A El Paso, hitting .278 with 43 runs, 20 doubles, two triples, two home runs and 37 RBI in 103 game
 - Appeared in 99 games (95 starts) at catcher with El Paso, posting a .995 fielding percentage and throwing out 40% of would-be basestealers (31/77)...also made his first career pitching appearance, tossing 1.0 scoreless inning in two relief outings
 - Hit .286 against right-handed pitchers, compared to a .253 mark against lefties...with runners in scoring position he hit .318, while batting .299 with runners on base
- 2016** · Split the season between Double-A San Antonio and Triple-A El Paso, hitting a combined .243 (86-for-354) with 10 doubles, one triple, five home runs, 34 RBI and 37 runs scored in 107 games
- Started 97 total games behind the plate between San Antonio and El Paso, posting a .992 fielding

- percentage (seven errors in 830 total chances)...also made three starts at third base for the Chihuahuas
- Threw out 25 of 75 (33%) attempted basestealers between San Antonio and El Paso
- 2015 · Spent the majority of the season with Triple-A El Paso, hitting .307 in 102 games for the Chihuahuas before making his Major League debut for San Diego
- Selected from Triple-A El Paso on Sept. 2 for his first career call-up, spending the remainder of the season with the Big League club
- Made his Major League debut on 9/6 vs. LAD with a pinch-hit appearance
- Started one game for San Diego on 9/30 vs. MIL, catching the entire game in an Andrew Cashner start... collected his first career hit in his final at-bat of that game with a single
- In 102 games for Triple-A El Paso he hit a career-best .307 (99-322) with 21 extra-base hits, 39 RBI and 34 runs scored
- Played for Leones del Escogido in the Dominican Winter League after the season, hitting .315 (23-for-73) in 20 games
- Following the season, was not tendered a contract and re-signed with the club as a minor league free agent on 12/8/15
- 2014 · Spent the entire season with Triple-A El Paso, hitting .303 with 12 doubles and 35 RBI in 77 games.
- Against left-handed pitching he hit .327 (17-for-52) and .295 (52-for-176) vs. right-handers
- Tossed out 38.2% (26-of-68) of attempted base stealers
- Played winter ball in the Australian Baseball League following the season for Adelaide Bite
- 2013 · Spent the majority of the season with Double-A San Antonio, playing in 70 games total between the Missions and Triple-A Tucson in 2013
- Played 62 of his 70 games in 2013 with the Missions...hit .278 (10-for-36) against left-handed pitching for San Antonio
- Made 56 starts behind the plate for San Antonio...tossed out 21 of 60 (35%) attempted base stealers
- 2012 · Split time between Single-A Lake Elsinore, Double-A San Antonio and Triple-A Tucson, playing the majority of his games with Tucson
- Made 36 starts behind the plate for Tucson, 13 for Lake Elsinore and one for San Antonio
- Tossed out 17 of 47 (36%) attempted base stealers overall on the season
- 2011 · In his second professional season, began the year with Single-A Fort Wayne before also playing for Single-A Lake Elsinore, Double-A San Antonio and Triple-A Tucson
- Spent the majority of his season with Fort Wayne and Lake Elsinore, playing in 26 games for the TinCaps and 27 for the Storm
- Tossed out 17 of 48 (35%) attempted base stealers overall on the season
- 2010 · Made his professional debut with Single-A Eugene, hitting .292 (47-for-161) over 43 games for the Emeralds
- Made 35 starts behind the plate, tossing out 26 of 62 (42%) of attempted base stealers.

Personal

Rocky Michael Gale...resides in Scottsdale, AZ with his wife Leah and son Remy ... attended the University of Portland and was named first team All-West Coast Conference as a senior after hitting .347 with two homers and 16 RBI...named first team All-State and first team All-Valley Conference in 2006 at North Salem High School (OR)... selected by San Diego in the 24th round of the First-Year Player Draft and was signed by Padres' scout Justin Baughman.

Rocky Gale's Career Batting Record

Year	Team	AVG	G	AB	R	H	2B	3B	HR	RBI	SH	SF	HBP	BB	SO	SB	CS	OBP	SLG	E
2010	Eugene	.292	43	161	16	47	5	0	0	16	0	0	1	7	29	2	2	.325	.323	2
2011	Tucson	.250	4	12	1	3	0	1	0	2	0	0	0	0	1	0	0	.250	.417	0
	San Antonio	.043	7	23	1	1	1	0	0	1	0	0	0	0	3	0	0	.043	.087	1
	Fort Wayne	.267	26	90	9	24	3	0	1	13	1	3	1	6	23	0	1	.310	.333	3
	Lake Elsinore	.180	14	50	3	9	1	0	1	6	1	0	0	1	8	1	0	.196	.260	3
2012	Tucson	.171	41	123	12	21	6	0	0	11	2	0	0	6	22	0	0	.209	.220	2
	San Antonio	.200	3	5	0	1	0	0	0	0	0	0	0	1	0	0	0	.200	.200	0
	Lake Elsinore	.180	14	50	3	9	1	0	1	6	1	0	0	1	8	1	0	.196	.260	3
2013	Tucson	.200	8	20	1	4	1	0	0	2	0	0	0	0	2	0	0	.200	.250	0
	San Antonio	.246	62	207	15	51	5	0	1	22	3	2	2	10	19	0	4	.285	.285	3
2014	El Paso	.303	77	228	21	69	12	0	0	35	2	3	0	10	33	1	0	.328	.355	5
2015	SAN DIEGO	.100	11	10	0	1	0	0	0	0	0	0	0	0	1	0	0	.100	.100	0
	El Paso	.307	102	322	34	99	16	4	1	39	4	3	5	17	59	1	1	.349	.391	6
2016	El Paso	.278	44	144	16	40	2	0	3	14	2	3	5	5	19	0	0	.318	.354	1
	San Antonio	.219	63	210	21	46	8	1	2	20	2	2	4	29	38	1	0	.322	.295	6
2017	SAN DIEGO	.100	3	10	1	1	0	0	1	2	0	0	0	0	2	0	0	.100	.400	1
	El Paso	.278	103	342	43	95	20	2	2	37	2	5	4	24	55	0	0	.328	.365	4
2018	LOS ANGELES	.000	3	2	0	0	0	0	0	0	0	0	0	0	1	0	0	.000	.000	0
	Oklahoma City	.281	85	295	24	83	14	2	4	34	7	4	0	12	50	1	2	.305	.383	5
Major League-3 years		.091	17	22	1	2	0	0	1	2	0	0	0	0	4	0	0	.091	.227	1
Dodger Total-1 year		.000	3	2	0	0	0	0	0	0	0	0	0	0	1	0	0	.000	.000	0
Minor League-9 years		.262	709	2303	224	603	95	10	15	262	29	26	24	134	374	7	11	.306	.331	42

Rocky Gale's Career Single-Game Bests

Most Hits: 1 (2x), last: Sept. 20, 2017 vs. ARI
 Most RBI: 2, Sept. 20, 2017 vs. ARI
 Most Home Runs: 1, Sept. 20, 2017 vs. ARI
 Most Runs Scored: 1, Sept. 20, 2017 vs. ARI

Most Stolen Bases: None
 Most Walks: None
 Longest Hitting Streak: 1 game (2x), last: Sept. 20, 2017
 Grand Slams: None

Rocky Gale's Career Fielding Record

Position	PCT	G	PO	A	E	TC	DP
Catcher	.976	11	40	0	1	41	0

Career Transactions

- Selected by San Diego in the 24th round of the 2010 First-Year Player Draft
- Dec. 8, 2015: Signed by San Diego as a free agent
- Feb. 25, 2018: Signed as a free agent with Los Angeles

Disabled List

- Has not been on the disabled list in the Major Leagues



YIMI

Garcia

RHP | 63

@YimiGarcia63

Bats: Right **Throws:** Right

Height: 6-1 **Weight:** 225

Opening Day Age: 27

Born: Aug. 18, 1990 in Moca, Dominican Republic

Resides: Moca, Dominican Republic

Acquired: Signed as a non-drafted free agent on Jan. 29, 2009

ML Service: 3,149

MLB Debut: Sept. 1, 2014



Career Summary

- Right-handed reliever enters his 11th professional season after working his way back from injury in 2018 and making 25 appearances with the Dodgers
- In 101 career games (one start) in the Majors, has gone 4-7 with one save and a 3.70 ERA...has a 1.07 career WHIP and has limited batters to a .238 average
- Has struck out 100 batters against just 16 walks in 97.1 career big league innings, posting a 6.25 strikeout-to walk ratio and 9.25 strikeouts per 9.0 innings
- Pitched the eighth inning of the Dodgers' combined no-hitter on May 4, 2018 against the San Diego Padres in Monterrey, Mexico, striking out two in a 1-2-3 frame
- Made his Major League debut on Sept. 1, 2014 against Washington at Dodger Stadium after being recalled from Triple-A Albuquerque on that day, firing 2.0 scoreless innings, while striking out one
- Earned his first Major League victory on April 13, 2015 with a scoreless inning pitched in the Dodgers' 6-5 win over the Mariners
- Recorded his first big league save on April 24, 2015, striking out two in a 1-2-3 ninth inning against the Padres at San Diego
- Has a 23-20 career record with 46 saves and 3.25 ERA in 226 games (15 starts) in nine minor league seasons
- Originally signed by the Dodgers as a non-drafted free agent on Jan. 29, 2009

Year-By-Year

- 2018** • Appearing in the Majors for the first time since 2016 due to injury, he went 1-2 with a 5.64 ERA in 25 games... struck out 19 batters against four walks over 22.1 innings of relief
 - Pitched the eighth inning of the Dodgers' combined no-hitter on May 4 against the San Diego Padres in Monterrey, Mexico, striking out two in a 1-2-3 frame...Walker Buehler started the game (6.0 IP), followed by Tony Cingrani (1.0 IP), Garcia (1.0 IP) and Adam Liberatore (1.0 IP), as the group tossed the first combined no-hitter in franchise history
 - After being reinstated from the DL (recovery from Tommy John surgery) on April 25, bounced back and forth between Los Angeles and Triple-A, making five stints with the Dodgers...also placed on the DL from July 7-Aug. 24 with right forearm inflammation
 - Including three rehab games, combined to go 1-0 with a 3.57 ERA in 17 minor league games (two starts) with the AZL Dodgers and OKC Dodgers
- 2017** • Missed the entire season while recovering from Tommy John surgery which he underwent on Oct. 25, 2016
- 2016** • Opened the season with Los Angeles and made nine relief appearances, posting a 3.24 ERA (3 ER/8.1 IP), before being placed on the DL with right biceps soreness for the rest of the season
 - Attempted a comeback with six rehab appearances (three starts) in July, but underwent arthroscopic surgery to remove a bone fragment in his left knee on Sept. 6
 - Underwent Tommy John surgery on Oct. 25
- 2015** • Made his first Opening Day roster in his second big league season, going 3-5 with one save and 3.34 ERA in 59 games (one start) in three stints with Los Angeles
 - Earned his first MLB victory on April 13 with a scoreless inning pitched in the Dodgers' 6-5 win over Seattle
 - Recorded his first big league save on April 24, 2015 at San Diego

- Posted a 3.13 ERA (19 ER/54.2 IP) in 58 relief appearances and made one start on July 6 against Philadelphia, allowing two runs on four hits in 2.0 innings
 - Ranked among the NL's best relievers in WHIP (0.95, 5th), opponents' batting average (.199, 16th), opponents' on-base percentage (.242, 4th), strikeout-to-walk ratio (6.60, 3rd) and strikeout per nine innings (10.87, 15th)
 - Struck out 68 against just 10 walks in 56.2 innings...did not issue a walk between June 7-Sept. 28, a span of 33.2 innings over 33 games
 - Had a streak of 12.1 scoreless innings over 12 appearances from April 10-May 10
 - Selected to the Dodgers' 2015 NLDS roster and made his first career postseason appearance against the Mets, striking out three and issuing one walk in 1.0 inning of relief
 - Posted a 4.22 ERA in nine minor league games with Triple-A Oklahoma City
- 2014**
- Broke into the Majors as a September call up after spending the majority of the year with Triple-A Albuquerque
 - Was recalled from Triple-A Albuquerque on Sept. 1 and made his big league debut that evening against Washington at Dodger Stadium, firing 2.0 scoreless innings, while striking out one
 - Posted a 1.80 ERA (2 ER/10.0 IP) in 10 games for Los Angeles...registered nine strikeouts to just one walk in his 10 games
 - Went 4-2 with five saves and a 3.10 ERA in 47 appearances with Triple-A Albuquerque before his promotion to the big league club
- 2013**
- Spent the entire campaign with Double-A Chattanooga, going 4-6 with 19 saves and a 2.54 ERA in 49 games...tied for second in the league with 19 saves in 26 opportunities, which led all Dodger minor leaguers in 2013
 - Selected as a Southern League midseason All-Star...limited opposing hitters to a .164 batting average and struck out 85, while walking only 14 in 60.1 innings...posted a 0.81 WHIP
 - Following the season, pitched for Glendale in the Arizona Fall League, going 0-1 with one save and a 2.84 ERA in 10 games...limited opponents to a .227 batting average
- 2012**
- Went a combined 6-5 with a 2.92 ERA in 49 appearances with Single-A Great Lakes and Single-A Rancho Cucamonga...struck out 82 in 52.1 innings, while limiting opposing hitters to a .238 batting average
- 2011**
- Appeared in 20 games (one start) with Rookie-advanced Ogden, going 4-2 with four saves and a 3.10 ERA
 - Struck out 71 in just 52.1 innings and limited opposing hitters to a .236 average
- 2010**
- Went 1-2 with one save and a 7.04 ERA in 13 games (four starts) for the Rookie-level AZL Dodgers
- 2009**
- Posted a 3-2 record in 16 games (five starts) with the Rookie-level DSL Dodgers in his first professional season and ranked second on the club with a 1.67 ERA
 - Limited opponents to a .202 average with 51 strikeouts against just 15 walks in 54.0 innings

Personal

Yimi Garcia...has one son Jimmy...signed as a non-drafted free agent on Jan. 29, 2009 and signed by scout Bienvenido Tavaréz.

Yimi García's Career Pitching Record

Year	Team	W-L	ERA	G	GS	CG	SHO	SV	IP	H	R	ER	HR	HB	BB	SO	WP	BK	AVG
2009	DSL Dodgers	3-2	1.67	16	5	0	0	0	54.0	37	13	10	0	4	15	51	3	0	.202
2010	AZL Dodgers	1-2	7.04	13	4	0	0	1	30.2	47	26	24	1	2	8	22	3	0	.356
2011	Ogden	4-2	3.10	20	1	0	0	4	52.1	46	23	18	4	4	19	71	2	2	.236
2012	Rancho Cucamonga	2-1	2.53	9	0	0	0	2	10.2	7	5	3	0	0	5	22	0	0	.175
	Great Lakes	4-4	3.02	40	0	0	0	14	41.2	42	19	14	0	1	17	60	4	1	.253
2013	Chattanooga	4-6	2.54	49	0	0	0	19	60.1	35	17	17	9	2	14	85	1	0	.164
2014	LOS ANGELES	0-0	1.80	8	0	0	0	0	10.0	6	2	2	2	0	1	9	0	0	.171
	Albuquerque	4-2	3.10	47	0	0	0	5	61.0	58	23	21	5	5	18	69	0	0	.249
2015	LOS ANGELES	3-5	3.34	59	1	0	0	1	56.2	44	23	21	8	2	10	68	1	0	.209
	Oklahoma City	0-0	4.22	9	0	0	0	0	10.2	9	5	5	1	0	5	12	0	0	.231
2016	LOS ANGELES	0-0	3.24	9	0	0	0	0	8.1	9	3	3	0	1	1	4	0	0	.310
	Rancho Cucamonga	0-0	6.00	2	2	0	0	0	3.0	3	2	2	2	1	0	5	0	0	.273
	Tulsa	0-1	10.80	3	0	0	0	0	3.1	4	4	4	1	1	0	5	0	0	.308
2017									Did not play										
2018	LOS ANGELES	1-2	5.64	25	0	0	0	0	22.1	29	18	14	7	2	4	19	0	0	.305
	Oklahoma City	1-0	4.30	14	0	0	0	1	14.2	16	7	7	2	1	0	14	0	0	.281
	AZL Dodgers	0-0	0	3	2	0	0	0	3.0	2	1	0	0	0	0	4	0	0	.182
Major League--4 years		4-7	3.7	101	1	0	0	1	97.1	88	46	40	17	5	16	100	1	0	.238
Dodger Totals-4 years		4-7	3.7	101	1	0	0	1	97.1	88	46	40	17	5	16	100	1	0	.238
Minor League-9 years		23-20	3.25	226	15	0	0	46	346.1	306	145	125	25	21	101	420	13	3	.236

Yimi García's Career Postseason Pitching Record

Year	Team	W-L	ERA	G	GS	CG	SHO	SV	IP	H	R	ER	HR	HBP	BB	SO	WP	BK
2015	NLDS: LAD vs. NYM	0-0	0.00	1	0	0	0	0	1.0	0	0	0	0	0	1	3	0	0
Postseason Totals		0-0	0.00	1	0	0	0	0	1.0	0	0	0	0	0	1	3	0	0
LDS Totals		0-0	0.00	1	0	0	0	0	1.0	0	0	0	0	0	1	3	0	0

Yimi García's Career Single-Game Bests

Low-Hit Complete Game:	None	Most Strikeouts:	4, April 10, 2015 at ARI
Most Innings Pitched - Starter:	2.0 IP, July 6, 2015 vs. PHI	Most Walks:	2 (3x), last: June 3, 2015 at COL
Most Innings Pitched - Reliever:	2.0 IP (8x), last: May 28, 2018 vs. PHI	Longest Winning Streak:	2 games, April 13-14, 2015
Most Earned Runs Allowed:	3 (2x), last: May 8, 2018 vs. ARI	Longest Losing Streak:	4 games, Aug. 18, 2015-Aug. 5, 2018

Yimi García's Career Fielding Record

Position	PCT	G	PO	A	E	TC	DP
Pitcher1	.000	101	7	11	0	18	1

Career Transactions

- Jan. 29, 2009: Signed by Los Angeles as a non-drafted free agent

Disabled List

- April 23, 2016-end of the season (right biceps soreness)
- 2017- did not play (right elbow surgery)
- March 26 – April 25, 2018 (right elbow surgery rehab)
- July 4 – Aug. 24, 2018 (right forearm inflammation)



KIKÉ

Hernández

IF/OF | 14

@kikehndez

Bats: Right **Throws:** Right

Height: 5-11 **Weight:** 190

Opening Day Age: 27

Born: Aug. 24, 1991 in San Juan, Puerto Rico

Resides: Glendale, CA

Acquired: In a seven-player trade with the Miami Marlins on Dec. 10, 2014

ML Service: 4.054

MLB Debut: July 1, 2014



Career Summary

- Versatile utilityman has a .242 career batting average with 49 home runs and 143 RBI in 512 games over five big league seasons with the Astros (2014), Marlins (2014) and Dodgers (2015-18)
- Has played every defensive position in the Majors except for catcher, combining to post a .980 fielding percentage and committing just 18 errors in 2837.2 innings...in the big leagues, has appeared at first base (11 G, 9 GS, 1,000 fielding pct.), second base (85 G, 47 GS, .991), third base (32 G, 13 GS, .889), shortstop (69 G, 48 GS, .969), left field (112 G, 52 GS, .991), center field (156 G, 110 GS, .984), right field (49 G, 25 GS, 1,000) and pitcher (1 G, July 24, 2018 at PHI)
- Has an .847 OPS vs. left-handed pitchers, batting .266 (155-for-582) with a .354 OBP and a .493 SLG
- Was traded twice during the 2014 calendar year, moving from the Astros to the Marlins on July 31 in a six player deal and being acquired by the Dodgers on Dec. 10 in a seven-player swap
- Made his Major League debut on July 1, 2014 with Houston vs. Seattle, knocking an RBI double off Dominic Leone in his first at-bat and going 2-for-2 after entering the game in the seventh inning
- Belted his first big league homer, a solo shot off Chris Young, in his first start (at DH) on July 2, 2014
- Was a member of Team Puerto Rico in the 2017 World Baseball Classic, and hit .267 (4-for-15) with one run, one triple and two RBI in six games
- In eight minor league seasons in the Astros (2009-14), Marlins (2014) and Dodger (2015-16) organizations, has a .268 batting average with 30 steals, 37 home runs and 226 RBI in 534 games
- Has appeared at every defensive position except for pitcher and catcher during his minor league career, including 373 games at second base, 62 games at shortstop, 40 games in left field, 25 games at third base, 16 games in right field, nine games in center field and one game at first base
- Selected by the Astros in the sixth round of the 2009 First-Year Player Draft

Year-By-Year

- 2018**
- Set career-highs in games played (145), runs (67), hits (103), triples (3, tied w/ 2014), home runs (21), RBI (52), walks (50), stolen bases (3, tied w/ 2017) and extra-base hits (41) in his fourth season with Los Angeles... also posted a .256/.336/.470 slash line with 17 doubles
 - Posted a combined .984 overall fielding percentage (5 E/961.0 INN)...according to STATS, LLC, he was the first Dodger in franchise history to play every position (not counting catcher) in a season and was one of three players in 2018 in the Major Leagues to play every position (not counting catcher)
 - Appeared defensively in center field (63 G, 44 GS - .989 FPCT), right field (19 G, 7 GS - 1.000 FPCT), left field (18 G, 5 GS - 1.000 FPCT), shortstop (22 G, 17 GS, .983 FPCT), second base (41 G, 22 GS, 989 FPCT), third base (9 G, 2 GS, .800 FPCT) and first base (8 G, 7 GS - 1.000 FPCT), while also making one pitching appearance
 - Made his first career pitching appearance on July 24, 2018 at Philadelphia
 - Posted a .260/.335/.445 slash line against left-handed pitchers, while slashing .252/.338/.495 against righties...hit 12 of 21 home runs against right-handed pitchers
 - At home, hit .287 with 10 doubles, one triple, 14 home runs, 29 RBI and a .916 OPS, compared to a .227 batting average on the road...his OPS at home ranked the 11th best in the National League among hitters with 200 or more plate appearances
 - Finished the year slashing .349/.429/.548 with 26 runs, nine doubles, two triples, four homers and 15 RBI in his final 46 games after the beginning of August...during that span, his batting average ranked the third best in the Majors (min. 150 PA)...his .976 OPS ranked ninth in the Majors

- Appeared in 15 postseason games for the Dodgers, going 5-for-41 (.122) with three runs, two homers and three RBI
- 2017**
- In his third season with the Dodgers, he set career-best marks in games (140), runs (46), hits (64), doubles (24), home runs (11), RBI (37), walks (41) and stolen bases (3)...posted a .215 batting average (64-for297), while 37 of his 64 hits this season were extra-base hits (24 2B, 2 3B, 11 HR)
 - Appeared at every position except for pitcher and catcher, as he posted a combined .972 fielding percentage (6 E/682.2 IP)...played 34 games (16 GS - .977 fielding pct.) in center field, 28 games (12 GS - 1.000) in left field, 18 games (15 GS - 1.000) in right field, 24 games (16 GS - .959) at shortstop, 14 games (8 GS - .955) at third base, nine games (2 GS - .941) at second base and three games (2 GS - 1.000) at first base...according to STATS, LLC, he is the first Dodger in franchise history to make at least two starts at every position but pitcher and catcher
 - Posted a .270 (41-for-152)/.367/.579 slashline with 13 doubles, two triples, 10 home runs and 27 RBI against left-handed pitchers...finished the season with the 11th best slugging percentage and 15th best OPS against left-handers in the NL
 - Belted a career-high tying two home runs on July 16 at Chicago-AL, recording his second career multi-homer game (also: April 15, 2016 vs. SF)
 - In 13 Postseason games, he slashed .320 (8-for-25)/.452/.720 with three home runs and eight RBI...stroked his first three career Postseason home runs in Game 5 of the NLCS against the Cubs, becoming the first Dodger to belt three homers in a single Postseason game and just the 11th Dodger to record a multi-homer game in a Postseason contest...stroked a grand slam in the third inning, becoming just the fourth Dodger in franchise history to hit a grand slam in a Postseason game, joining James Loney (2008 NLDS, G1), Ron Cey (1977 NLCS, Game 1) and Dusty Baker (1977 NLCS, Game 2)...according to Elias, he is also just the fifth player in big league history to hit three homers in a series-clinching Postseason win, joining Babe Ruth (1928 World Series), Reggie Jackson (1977 World Series), Adam Kennedy (2002 ALCS), and Adrian Beltre (2011 ALDS)...drove in seven runs in that game, which is a new single-game record for a League Championship Series contest and also tied Troy O'Leary (1999 ALDS) for the most in a series-clincher (source: Elias Sports Bureau)
 - Prior to the beginning of the season, he joined Team Puerto Rico in the 2017 World Baseball Classic, going 4-for-15 (.267) with one run, one triple and two RBI in six games...the team lost in the finals at Dodger Stadium against Team U.S.A
- 2016**
- Batted .190 with eight doubles, seven home runs and 18 RBI in 109 games with Los Angeles
 - Posted a combined .982 fielding percentage, appearing in games at left field (41 G, 22 GS), center field (22 G, 16 GS), right field (7 G, 1 GS), third base (5 GS, 1 GS), second (11 GS, 5G) and shortstop (2 G, 1 GS)...recorded four outfield assists this season
 - Registered his first career multi-home run game on April 15 against the Giants, slugging his first career leadoff home run in the first inning and a solo shot in the third, both off of Madison Bumgarner...also drove in a career-high four RBI in that game
 - Placed on the DL with a left ribcage inflammation from June 29-July 31, missing 26 games
- 2015**
- Appeared in 76 games in his first season with the Dodgers, batting .307 with seven homers and 22 RBI
 - Led the Majors (min. 75 AB) in batting average (.423), on-base percentage (.471) and slugging percentage (.744) against left-handed pitchers, going 33-for-78 with nine doubles, two triples, four homers and 16 RBI
 - Missed nearly a month on the DL with a left hamstring strain, Aug. 31-Sept. 28
 - Saw his first postseason action and started four NLDS games against the Mets, going 4-for-13 (.308) with a stolen base and three runs scored
 - On Nov. 4, underwent an arthroscopic debridement (clean up) of his right shoulder, performed by Dr. Neal ElAttrache in Los Angeles
 - Opened the season with Triple-A Oklahoma City before being called up to the Majors for good on April 28
- 2014**
- Saw his first big league action, appearing in 42 games with the Marlins and Astros...also combined to hit .319 with 11 home runs and 42 RBI in 98 games in the minors with Double-A Corpus Christi, Triple-A Oklahoma City and Triple-A New Orleans
 - Selected to Major League roster on July 1 by Houston and made MLB debut that night vs. Seattle, knocking an RBI double off Dominic Leone in his first at-bat and went 2-for-2 after entering the game in the seventh inning as a defensive replacement
 - Blasted his first homer, a solo shot off Chris Young, in his first start (at DH) on July 2
 - Traded by the Astros with Austin Wates and Jarred Cosart to the Miami for Francis Martes, Colin Moran, Jake Marisnick and 2015 compensation draft pick on July 31
 - Blasted his first grand slam in the ninth inning of the second game of the Marlins' Sept. 26 doubleheader at Washington off Nats reliever Craig Stammen
 - Acquired by Los Angeles from Miami with LHP Andrew Heaney, C Austin Barnes and RHP Chris Hatcher in exchange for IF Dee Gordon, RHP Dan Haren, IF Miguel Rojas and cash on Dec. 10
- 2013**
- Spent entire 2013 campaign with Double-A Corpus Christi in Houston system, batting .236 in 116 games

- 2012 · Spent most of 2012 with Single-A Lancaster (100 games) before being promoted to Double-A Corpus Christi on August 10 for final 23 games of season
 - Appeared in 122 games at second base and six in the outfield
- 2011 · Appeared in just 62 games with Single-A Lexington to two stints on disabled list for right ankle sprains from April 17 to May 13, and again from July 28 through end of season
 - Showed his versatility in the field, appearing in games at second base (12), third base (4), shortstop (3) and left field (32)
- 2010 · Spent the entire season with Short-Season A Tri-City, batting .280 with 18 doubles, three homers and 33 RBI in 60 games
 - Season was cut short on August 28 by trip to disabled list for right ankle sprain
- 2009 · Named Gulf Coast League Astros Team MVP, hitting .295 with a homer and 27 RBI in 53 games in his first professional season

Personal

Enrique J. (Kiké) Hernández...nickname pronounced KEE-kay...married to Mariana...attended American Military Academy in Puerto Rico...appeared as himself in an episode of the popular soap opera "The Bold and The Beautiful" on Sept. 12, 2016...selected by the Astros in the sixth round of the 2009 First-Year Player Draft.

Kiké Hernández's Career Batting Record

Year	Team	AVG	G	AB	R	H	2B	3B	HR	RBI	SH	SF	HBP	BB	SO	SB	CS	OBP	SLG	E
2009	GCL Astros	.295	53	207	35	61	12	3	1	27	2	2	4	10	28	8	2	.336	.396	16
2010	Tri-City	.280	60	246	31	69	18	1	3	33	1	2	2	14	35	3	0	.322	.398	7
2011	Lexington	.247	62	215	30	53	11	0	2	17	3	0	0	31	33	0	2	.341	.326	6
2012	Corpus Christi	.247	23	81	7	20	2	0	1	3	1	0	2	4	9	2	2	.299	.309	2
	Lancaster	.275	100	378	52	104	25	7	5	49	5	3	3	22	43	4	2	.318	.418	15
2013	Corpus Christi	.236	116	437	53	103	18	2	13	46	5	2	5	34	70	5	3	.297	.375	16
2014	HOUSTON	.284	24	81	10	23	4	2	1	8	0	0	0	8	11	0	0	.348	.420	2
	MIAMI	.175	18	40	3	7	2	1	2	6	0	0	1	4	10	0	0	.267	.425	0
	New Orleans	.250	21	72	8	18	5	0	2	6	0	1	1	10	13	0	1	.345	.403	0
	Oklahoma City	.357	67	264	41	89	17	2	8	31	2	3	2	18	25	6	5	.380	.508	8
	Corpus Christi	.325	10	40	9	13	3	0	1	5	0	0	0	3	3	0	0	.372	.475	0
2015	LOS ANGELES	.307	76	202	24	62	12	2	7	22	1	2	2	11	46	0	2	.346	.490	3
	Oklahoma City	.169	16	59	6	10	2	0	1	9	0	1	0	4	14	1	0	.219	.254	1
2016	LOS ANGELES	.190	109	216	25	41	8	0	7	18	0	0	0	28	64	2	0	.283	.324	2
	Tulsa	.000	2	8	0	0	0	0	0	0	0	0	0	1	3	0	0	.111	.000	0
	Rancho Cucamonga.375	.2	8	2	3	1	0	0	0	0	0	0	0	2	3	1	0	.500	.500	0
	AZL Dodgers	.000	2	0	0	0	0	0	0	0	0	0	0	0	0	0	0	.000	.000	0
2017	LOS ANGELES	.215	140	297	46	64	24	2	11	37	1	3	0	41	80	3	0	.308	.421	6
2018	LOS ANGELES	.256	145	402	67	103	17	3	21	52	4	5	1	50	78	3	0	.336	.470	5
	Major League-5 years	.242	512	1238	175	300	67	10	49	143	6	10	4	142	289	8	2	.320	.431	18
	Dodgers Totals-4 years	.242	470	1117	162	270	61	7	46	129	6	10	4	130	268	8	2	.320	.432	15
	Minor League-8 years	.268	534	2023	274	543	114	15	37	226	19	14	19	153	279	30	17	.324	.394	71

Kiké Hernández's Career Postseason Batting Record

Year	Team	AVG	G	AB	R	H	2B	3B	HR	RBI	SH	SF	HP	BB	SO	SB	CS	OBP	SLG
2015	NLDS: LA vs. NYM	.308	4	13	3	4	0	0	0	0	0	0	0	2	4	1	0	.400	.708
2016	NLCS: LA vs. ChC	.000	6	8	0	0	0	0	0	0	0	0	0	3	2	0	0	.273	.000
2017	NLDS: LA vs. ARI	.333	3	3	1	1	1	0	0	0	0	0	0	1	0	0	0	.500	.667
	NLCS: LA vs. ChC	.444	4	9	3	4	0	0	3	7	0	0	0	2	1	0	1	.545	1.444
	WS: LA vs. HOU	.231	6	13	2	3	0	0	0	1	0	0	1	2	3	0	0	.375	.231
2018	NLDS: LA vs. ATL	.167	4	12	2	2	0	0	1	1	0	0	0	3	2	2	0	.333	.417
	NLCS: LA vs. MIL	.071	6	14	0	0	0	0	0	0	0	0	0	2	8	0	1	.188	.071
	WS: LA vs. BOS	.133	5	15	1	2	0	0	1	2	0	0	0	0	4	0	0	.133	.333
	Postseason Totals	.195	38	87	12	17	1	0	5	11	0	0	1	15	24	3	2	.320	.379
	LDS Totals	.250	11	28	6	7	1	0	1	1	0	0	0	6	6	3	0	.382	.393
	LCS Totals	.161	16	31	3	5	0	0	3	7	0	0	0	7	11	0	2	.316	.452
	WS Totals	.179	11	28	3	5	0	0	1	3	0	0	1	2	7	0	0	.258	.286

Kiké Hernández's Career Single-Game Bests

Most Hits:	3, (14x), last: Sept. 20, 2018 at SF	Most Stolen Bases:	1, (9x), last: Sept. 25, 2018 at ARI
Most RBI:	4, (2x), last: April 15, 2016 vs. SF	Most Walks:	3, June 27, 2016 at PIT
Most Home Runs:	2 (3x), last: June 24, 2018 at NYM	Longest Hitting Streak:	6 games (3x), last: June 10-17, 2018
Most Runs Scored:	3, June 24, 2018 at NYM	Grand Slams:	1, Sept. 26, 2014 at WAS (Stammen)

Kiké Hernández's Career Fielding Record

Position	PCT	G	PO	A	E	TC	DP
First Base	1.000	11	54	2	0	56	3
Second Base	.991	85	94	124	2	220	27
Third Base	.889	32	11	29	5	45	1
Shortstop	.969	69	61	128	6	195	21
Outfield	.988	284	381	15	5	401	8

Career Transactions

- Selected by Houston in the sixth round of the 2009 First-Year Player Draft
- July 31, 2014: Acquired by Miami from Houston with OF Austin Wates, RHP Jarred Cosart in exchange for RHP Francis Martes, INF Colin Moran, OF Jake Marisnick and 2015 compensation draft pick
- Dec. 10, 2014: Acquired by Los Angeles from Miami with LHP Andrew Heaney, C Austin Barnes and RHP Chris Hatcher in exchange for IF Dee Gordon, RHP Dan Haren, IF Miguel Rojas and cash

Disabled List

- July 23, 2013-conclusion of the season (left quad strain)
- Aug. 31-Sept. 28, 2015 (left hamstring strain)
- June 29-July 31, 2016 (left ribcage inflammation)



RICH

Hill

LHP | 44

@CodyBellinger

Bats: Left Throws: Left

Height: 6-5 Weight: 220

Opening Day Age: 39

ML Service: 9.127

Born: March 11, 1980 in Boston, MA

Resides: Boston, MA

Acquired: Signed as a free agent on Dec. 5, 2016

MLB Debut: June 15, 2005



Career Summary

- Veteran southpaw enters his 15th big league season and his fourth year with the Dodgers, after going 11-5 with a 3.66 ERA in 24 starts in 2018
- Has a 61-41 career record with a 3.91 ERA in 271 games (143 starts) with the Chicago Cubs (2005-08), Baltimore Orioles (2009), Boston Red Sox (2010-12, '15), Cleveland Indians (2012), Los Angeles Angels (2014), New York Yankees (2014), Oakland Athletics (2016) and Los Angeles Dodgers (2016-18)
- Has held hitters to a .224 career average and has been effective against hitters from both sides of the plate, limiting lefties to a .218 mark and holding right-handers to a .226 average
- Has averaged 9.55 strikeouts per nine innings and a 2.63 strikeout-to-walk ratio during his career, striking out 932 against 355 walks in 878.2 innings
- Since being acquired by the Dodgers on Aug. 1, 2016, ranks among the NL's best starters by ERA (3.30, 10th), opponents' batting average (.208, 2nd) and WHIP (1.07, 3rd)
- Made his Major League debut on June 15, 2005 against the Florida Marlins as a member of the Cubs, allowing two runs on three hits and striking out two in an inning of relief
- Made his first career big league start on July 25, 2005 against the Giants, allowing two runs on five hits and striking out five in 5.0 innings, not factoring in the decision in the Cubs' 3-2 victory
- Recorded his first big league win on August 1, 2006 against Arizona, allowing three runs on six hits and striking out six in 8.0 innings in the Cubs' 9-3 victory
- Has made 11 career Postseason starts with the Cubs (2007) and the Dodgers (2016-18), going 1-2 with a 3.10 ERA (17 ER/49.1 IP) and striking out 62 batters against 27 walks
- Selected by the Chicago Cubs in the fourth round of the 2002 First-Year Player Draft out of the University of Michigan

Year-By-Year

- 2018**
- Went 11-5 with a 3.66 ERA (54 ER/132.2 IP) in 24 starts, holding batters to a .219 average and posting a 1.12 WHIP...led the team with 11 wins
 - Among pitchers with 125.0 or more innings, ranked among the NL's best in opponents' batting average (10th), WHIP (1.12) and strikeouts per 9.0 innings (10.18, 9th)
 - After returning from the DL on June 19, he went 10-3 with a 3.08 ERA (37 ER/108.0 IP) in his final 19 games (18 starts), while holding batters to a .198 average and posting a 0.98 WHIP... struck out 125 batters against 28 walks...won his final five starts of the season
 - Appeared in four games (three starts) during the Dodgers' run to the World Series without factoring in a decision, allowing only four runs in 15.2 innings (2.16 ERA) while holding batters to a .148/.303/.167 slash line
- 2017**
- In his first full season with the Dodgers, he posted a 12-8 record with a 3.32 ERA (50 ER/135.2 IP) and posted a 1.09 WHIP...struck out 166 batters against just 49 walks, posting a 11.01 strikeout per nine innings and a 3.39 strikeout-to-walk ratio
 - Held opposing batters to a .203 average, including a .190 mark against right-handed hitters, which ranked sixth lowest in the Majors
 - Limited batters to a .186 average with runners in scoring position, which ranked 11th in the big leagues (min. 100 BFP)... also his .114 opponents' batting average with runners in scoring position with two outs ranked sixth in the National League
 - In 14 starts at home, went 7-5 with a 2.77 ERA (24 ER/78.0 IP) and limited the opposition to a .179 average...struck out 93 batters against 33 walks, while posting a 1.05 WHIP...his opponents' batting average at home ranked third in the Majors (min. 10 GS), while his .568 opponents' OPS ranked sixth and ERA ranked 14th

- Following the All-Star break, he went 7-4 with a 3.01 ERA (25 ER/74.2 IP) in 13 starts and limited the opposition to a .196 average, while striking out 96 batters against 20 walks...during that span he ranked among National League starters in wins (7-5th), ERA (10th), opponents' batting average (5th), WHIP (0.98, 4th), strikeout per nine (11.57, 4th), strikeout-to-walk ratio (4.80, 5th), strikeouts (96, 6th), opponents' on-base percentage (.259, 2nd) and opponents' OPS (.624, 7th)
 - On Aug. 23 at Pittsburgh, he took a bid for a perfect game into the ninth inning, and after completing 9.0 hitless frames he surrendered a home run in the 10th...according to the Elias Sports Bureau, this marked the first time in Major League history that a walk-off home run broke up a no-hitter...Elias also notes that Hill became the first pitcher to lose a no-hit bid in the 10th inning or later since the Expos' Pedro Martinez took his bid for a perfect game into the 10th inning on June 3, 1995 vs. the Padres before being pulled after a leadoff double
 - Named NL Pitcher of the Month for July, after going 4-0 with a 1.45 ERA (5 ER/31.0 IP) in five starts...struck out 40 against just five walks, while holding hitters to a .171 average and 0.77 WHIP
 - Made two stints on the disabled list with a blister on his left middle finger, the first coming on April 7-16 and the other on April 17-May 16...returning from his final stint on the DL on May 17, he ranked among the big leagues best among starters (min. 100 IP) in opponents' batting avg. (.194, 5th), opponents' OPS (.616, 7th), strikeouts per nine (11.23, 7th), WHIP (1.06, 8th) and opponents' OBP (.278, 10th)
 - Did not factor in the decision each of his four starts during the Postseason, while posting a 2.55 ERA (5 ER/17.2 IP) and holding hitters to a .203 average...struck out 24 against just eight walks in 17.2 innings...the club went 3-1 in his starts.
- 2016**
- Made 20 combined starts with the Athletics and the Dodgers, going 12-5 with a 2.12 ERA and held the opposition to a .195/.269/.261 slashline...struck out 129 against 33 walks in 149.0 innings
 - Ranked among the Majors' best (min. 100.0 IP) in ERA (2nd), opponents' batting average (3rd) and WHIP (1.00, 5th) despite two stints on the disabled list
 - Posted a career-best nine-game winning streak from May 7-Sept. 10, going 9-0 with a 1.43 ERA (10 ER/63.0 IP) in 11 starts and struck out 69 batters against just 17 walks...did not allow a home run during the run and held batters to a .158/.228/.190 slashline
 - Held batters to a .223 average with runners on base and limited hitters to a .233 mark (17-for-73) with runners in scoring position
 - Opened the season with Oakland, going 9-3 with a 2.25 ERA and posting a 1.09 WHIP in 14 starts...struck out 90 batters against just 28 walks in 76.0 innings and limited hitters to a .201/.293/.266 slashline
 - Prior to the trade, he led the American League (min. 75.0 IP) in ERA and home runs allowed per 9.0 innings (0.24, 2 HR/76.0IP), while ranking among the league's best in opponents' average (2nd), WHIP (9th) and strikeouts per 9.0 innings (10.66, 90 SO/76.0 IP)
 - Finished May with a 5-1 record with a 2.13 ERA and a .178 opponents' batting average in six starts to earn AL Pitcher of the Month honors...it was his first career Pitcher of the Month award and it was the first time he won more than three games in a month in his career
 - Acquired by the Dodgers on Aug. 1 along with outfielder Josh Reddick in exchange for right-handed pitchers Jharel Cotton, Grant Holmes and Frankie Montas
 - Made six starts with the Dodgers, going 3-2 with a 1.83 ERA (7 ER/34.1 IP) and posting a 0.79 WHIP...struck out 39 batters against just seven walks, while limiting the opposition to a .182/.213/.248 slashline
 - Tossed 7.0 perfect innings with nine strikeouts on Sept. 10 at Miami and left the game after 89 pitches, the longest perfect game stint for a pitcher who did not get a chance to finish it off in modern MLB history
 - Went 1-1 with a 3.46 ERA (5 ER/13.0 IP) in three postseason starts and struck out 19 against just six walks in 13.0 innings...made starts in Games 2 and 5 of the NLDS vs. the Nationals, going 0-1 with a 6.43 ERA (5 ER/7.0 IP)...picked up his first career postseason win against the Cubs in Game 3 of the NLCS, allowing just two hits and striking out six in 6.0 scoreless innings
 - Placed on the 15-day disabled list from May 30-July 2 with a strained left groin...returned to the disabled list from July 20-Aug. 24 with a left middle finger blister
- 2015**
- Started the season with the Washington Nationals' Triple-A Syracuse, going 2-2 with a 2.91 ERA (7 ER/21.2 IP) in 25 games and held hitters to a .167 average
 - Released by the Nationals on June 24...signed with the Long Island Ducks of the Independent League on July 28 and went 1-0, while tossing 11.0 scoreless innings and striking out 21 batters in two starts
 - Signed with the Red Sox on Aug. 14 to a minor league contract...made five starts with Triple-A Pawtucket, going 3-2 with a 2.78 ERA (10 ER/32.1 IP) in five starts, while holding the opposition to a .231 average
 - Had his contract purchased by the Red Sox on Sept. 8 and made four starts for Boston going 2-1 with a 1.55 ERA (5 ER/29.0 IP) and striking out 36 batters against just five walks
 - Held opposing hitters to a .141/.198/.212 slashline and posted a 0.66 WHIP
 - Joined Hideo Nomo (no-hitter, April 4, 2001) as the only pitchers in the last 100 years with 10 or more strikeouts and one hit or fewer in their first career start as a member of the Red Sox, as he tossed 7.0 shutout innings and allowed just one hit and one walk while striking out 10 on Sept. 13 against the Rays
 - Became the first pitcher to strike out 10 or more batters in each of his first three starts with any American League team...according to the Elias Sports Bureau, he is the only pitcher since 1900 to make his season debut in September or later and record 10 or more strikeouts in each of his first three starts
- 2014**
- Combined to post a 3.38 ERA (2 ER/5.1 IP) in 16 relief appearances with the Angels and the Yankees
 - Started the season with Boston's Triple-A Pawtucket, going 3-3 with two saves and a 3.23 ERA (14 ER/39.0 IP) in 25 games...traded to the Angels on July 1 and appeared in two games, allowing a run and issuing three walks without

- recording an out...was designated for assignment on July 5 and released on July 9
- Signed a minor league contract with the New York Yankees on July 16 and tossed 4.0 scoreless innings in four relief appearances and limited batters to a .133 average (2-for-15) with Triple-A Scranton/Wilkes-Barre
- Had his contract selected by the Yankees on August 5 and allowed just one run in 14 relief appearances with the Yankees, posting a 1.69 ERA (1 ER/5.1 IP)...made two stints with the big league club after being outrighted to Scranton/Wilkes-Barre Aug. 31 and had his contract selected again by New York on Sept. 2
- 2013**
 - Spent the entire season with the Cleveland Indians after making the Opening Day roster as a non-roster invitee, going 1-2 with a 6.28 ERA in a career-high 63 relief appearances
 - Struck out 51 batters against 29 walks in 38.2 innings, posting a 11.87 strikeout per nine innings, which ranked ninth in the American League
 - Allowed just 12 out of 63 inherited runners to score, posting the eighth lowest inherited runners scored rate of 19.0% in the AL
- 2012**
 - Limited to 25 relief appearances with the Red Sox in an injury-laden season, going 1-0 with a 1.83 ERA (4 ER/19.2 IP) and holding the opposition to a .236 average
 - 22 of his 25 relief appearances were scoreless...did not allow a hit in eight games from May 4-16 (6.0 IP), tying the longest all-time hitless games stretch for a Red Sox pitcher
 - Placed on the disabled list after recovering from Tommy John surgery and returned on April 27...placed on the DL from June 9-Sept. 1 with a left elbow strain
 - Combined to go 1-1 with a 2.20 ERA (4 ER/16.1 IP) in 16 rehab games with Triple-A Pawtucket, Double-A Portland, Single-A Salem, High-A Greenville and Rookie-level GCL Red Sox
- 2011**
 - Made nine scoreless relief outings for the Red Sox (8.0 IP) before having his season-ending Tommy John surgery
 - Placed on the disabled list and underwent surgery to reconstruct a torn ulnar collateral ligament in his left elbow...the surgery was performed by Dr. James Andrew in Pensacola, FL
 - Had his contract selected by Boston from Triple-A Pawtucket May 5 and did not allow a run in nine outings spanning 8.0 innings out of the bullpen for the Red Sox
 - Struck out 12 batters against just three walks, while holding hitters to a .115 average (3-for-26)
 - Started the season with Pawtucket, going 1-0 with a 1.13 ERA (2 ER/16.0 IP) in 10 games and limited the opposition to a .143 average
- 2010**
 - Started the season with St. Louis' Triple-A Memphis, going 4-3 with a 4.30 ERA (22 ER/46.0 IP) and held hitters to a .217 average in 23 games (four starts)...released by the Cardinals on June 26
 - Signed a minor league deal with the Red Sox on June 30 went 3-1 with a 3.74 ERA (22 ER/53.0 IP) in 19 games (six starts) with Triple-A Pawtucket
 - Had his contract purchased by the Red Sox on Sept. 13 and tossed 4.0 scoreless innings over six relief outings...held left-handed hitters to a .125 (1-for-8) average
- 2009**
 - Appeared in 14 games (13 starts) for Baltimore, going 3-3 with a 7.80 ERA (50 ER/57.2 IP), as he was limited due to a pair of stints on the disabled list
 - Began the season on the DL with a strained left elbow and was activated on May 15...was placed on the DL again on July 29 with left shoulder inflammation and missed the remainder of the season
 - Made four rehab starts with Triple-A Norfolk and Single-A Frederick, going 1-2 with a 1.65 ERA (3 ER/16.1 IP) and limited the opposition to a .113 average
- 2008**
 - Endured four stints on the disabled list due to a muscle strain and a left calf strain
 - Started the season with the Cubs, going 1-0 with a 4.12 ERA (9 ER/19.2 IP) in five starts and held hitters to a .191 average...optioned to Triple-A Iowa on May 3 and did not pitch again in the Majors that season
 - Went a combined 4-7 with a 5.85 ERA (31 ER/47.2 IP) in 13 starts with Triple-A Iowa, Single-A Dayton and Rookie-level AZL Cubs
- 2007**
 - In his first full big league season, he went 11-8 with a 3.92 ERA (85 ER/195.0 IP) in 32 starts with the Cubs...set career bests in wins, ERA, starts, innings and strikeouts (183)
 - Posted a 1.19 WHIP and held batters to a .235 average, including a .191 mark against lefties...limited the opposition to a .228 batting average with runners on base, while holding hitters to a .229 average with runners in scoring position
 - Led National League left-handed pitchers and ranked fifth overall with 183 strikeouts
 - Made his first career postseason appearance with the start in the NLDS Game 3 against the Diamondbacks, allowing three runs on six hits in 3.0 innings and recording the loss
- 2006**
 - Split the season between Triple-A Iowa and Chicago, making two stints with the Cubs, from May 1-20 and July 27 through the remainder of the season
 - Went 6-7 with a 4.17 ERA (46 ER/99.1 IP) in 17 games (16 starts) with Chicago, while striking out 90 against 39 walks in 99.1 innings...tossed two complete games, including a complete game shutout on Sept. 16 against the Reds
 - Held batters to a .227 average, including a .220 mark against righties
 - Recorded his first big league win on August 1 against Arizona, allowing three runs on six hits and striking out six in 8.0 innings in the Cubs' 9-3 victory
 - Began the season with Iowa and made 15 starts over two stints in Triple-A, going 7-1 with a 1.80 ERA and 135 strikeouts in 100.0 innings...finished second in the Pacific Coast League in strikeouts despite making his final appearance with the club July 22

- Started the PCL All-Star Game, July 12 in Toledo...named the game's Most Valuable Pitcher after fanning two batters in 2.0 scoreless innings against the International League...following the season, was chosen as the left-handed pitcher on the Topps/Minor League Baseball Triple-A All-Star team...twice earned PCL Pitcher of the Week honors (April 6-16 and May 29-June 4)

2005 - Appeared in 10 games (four starts) in three stints with the Cubs, going 0-2 with a 9.13 ERA (24 ER/23.2 IP) in his first big league action

- Made his Major League debut on June 15 against the Florida Marlins, allowing two runs on three hits in 1.0 inning of relief

- Made his first career big league start on July 25 against the Giants, allowing two runs on five hits in 5.0 innings, not factoring in the decision in the Cubs' 3-2 victory

- Went 11-4 with a 3.31 ERA in a combined 22 games (21 starts) between Single-A Peoria, Double-A West Tennessee and Triple-A Iowa...led all full-season minor league pitchers with 13.36 strikeouts per nine innings (194 K/130.2 IP) and ranked third in the minors overall in strikeouts

2004 - Spent the entire season with the Cubs' Single-A Dayton, going 7-6 with a 4.03 ERA (49 ER/109.1 IP) in 28 games (19 starts)...led the club with 136 strikeouts in 109.1 innings

2003 - Split the season between Single-A Lansing and Single-A short-season Boise, going 1-7 with a 3.87 ERA (42 ER/97.2 IP)...struck out a combined 149 batters in 97.2 innings

2002 - Pitched in six games (five starts) with Single-A Boise, going 0-2 with a 8.36 ERA in his first professional season

Personal

Richard Joseph Hill...resides in Boston with his wife Caitlin, and their son, Brice...is a 1999 graduate of Milton (MA) High School...attended the University of Michigan, where he pitched for three seasons from 2000-2002...selected by the Chicago Cubs in the fourth round of the 2002 First-Year Player Draft and signed by scout Scott May.

Rich Hill's Career Pitching Record

Year	Team	W-L	ERA	G	GS	CG	SHO	SV	IP	H	R	ER	HR	HB	BB	SO	WP	BK	AVG
2002	Boise	0-2	8.36	6	5	0	0	0	14.0	15	19	13	0	3	14	12	4	0	.268
2003	Boise	1-6	4.35	14	14	0	0	0	68.1	57	40	33	5	9	32	99	5	1	.233
	Lansing	0-1	2.76	15	4	0	0	0	29.1	14	12	9	0	3	36	50	9	0	.141
2004	Daytona	7-6	4.03	28	19	0	0	0	109.1	88	64	49	9	19	72	136	12	5	.221
2005	CHICAGO (NL)	0-2	9.13	10	4	0	0	0	23.2	25	24	24	3	1	17	21	0	0	.260
	West Tenn	4-3	3.28	10	10	0	0	0	57.2	42	22	21	9	2	21	90	0	0	.200
	Peoria	1-0	1.13	1	1	0	0	0	8.0	5	2	1	0	0	0	12	0	0	.179
	Iowa	6-1	3.60	11	10	1	0	0	65.0	53	28	26	11	4	14	92	2	0	.218
2006	CHICAGO (NL)	6-7	4.17	17	16	2	1	0	99.1	83	51	46	16	2	39	90	3	0	.227
	Iowa	7-1	1.80	15	15	0	0	0	100.0	62	22	20	3	5	21	135	2	0	.179
2007	CHICAGO (NL)	11-8	3.92	32	32	0	0	0	195.0	170	89	85	27	12	63	183	1	1	.235
2008	CHICAGO (NL)	1-0	4.12	5	5	0	0	0	19.2	13	9	9	2	1	18	15	1	0	.191
	Iowa	2-4	5.88	7	7	0	0	0	26.0	22	19	17	4	2	28	32	3	0	.234
	AZL Cubs	1-1	2.89	3	3	0	0	0	9.1	5	5	3	0	1	5	11	1	0	.161
	Daytona	1-2	8.03	3	3	0	0	0	12.1	12	12	11	0	3	11	14	1	0	.267
2009	BALTIMORE	3-3	7.80	14	13	0	0	0	57.2	68	53	50	7	1	40	46	1	1	.296
	Frederick	0-1	3.00	1	1	0	0	0	3.0	1	1	1	0	1	0	3	0	0	.100
	Norfolk	1-1	1.35	3	3	0	0	0	13.1	5	2	2	1	1	9	14	0	0	.116
2010	BOSTON	1-0	0.00	6	0	0	0	0	4.0	5	0	0	0	0	1	3	0	0	.294
	Memphis	4-3	4.30	23	4	0	0	0	46.0	35	26	22	5	8	30	47	1	1	.217
	Pawtucket	3-1	3.74	19	6	0	0	0	53.0	45	22	22	3	9	29	55	1	2	.233
2011	BOSTON	0-0	0.00	9	0	0	0	0	8.0	0	0	0	0	1	3	12	1	0	.115
	Pawtucket	1-0	1.13	10	0	0	0	1	16.0	8	3	2	1	1	1	18	0	0	.143
2012	BOSTON	1-0	1.83	25	0	0	0	0	19.2	17	4	4	0	0	11	21	0	0	.236
	Pawtucket	1-0	1.13	8	0	0	0	0	8.0	3	1	1	1	0	2	10	0	0	.111
	Portland	0-0	0.00	1	0	0	0	0	1.0	1	0	0	0	0	1	0	0	0	.250
	GCL Red Sox	0-1	13.50	2	1	0	0	0	1.1	0	2	2	0	0	2	3	0	0	.000
	Salem	0-0	0.00	3	3	0	0	0	4.0	1	0	0	0	1	1	8	0	0	.077
	Greenville	0-0	4.50	2	2	0	0	0	2.0	2	1	1	0	0	5	0	0	0	.250
2013	CLEVELAND	1-2	6.28	63	0	0	0	0	38.2	38	30	27	3	2	29	51	6	1	.257
2014	LOS ANGELES (AL)	0-0	NaN	2	0	0	0	0	0.0	1	1	1	0	0	3	0	1	0	1.000
	NEW YORK (AL)	0-0	1.69	14	0	0	0	0	5.1	6	1	1	0	1	3	9	0	0	.286
	Pawtucket	3-3	3.23	25	0	0	0	2	39.0	29	15	14	0	2	17	46	2	0	.206
	Scranton/WB	0-0	0.00	4	0	0	0	0	4.0	2	0	0	0	0	1	10	2	0	.133
2015	BOSTON	2-1	1.55	4	4	1	1	0	29.0	14	5	5	2	2	5	36	0	0	.141
	Pawtucket	3-2	2.78	5	5	0	0	0	32.1	27	11	10	3	2	9	29	0	0	.231
	Syracuse	2-2	2.91	25	0	0	0	0	21.2	12	9	7	1	5	21	32	3	0	.167
2016	LOS ANGELES (NL)	3-2	1.83	6	6	0	0	0	34.1	22	7	7	2	0	5	39	0	0	.182
	OAKLAND	9-3	2.25	14	14	0	0	0	76.0	55	22	19	2	8	28	90	0	0	.201
	Stockton	0-0	3.00	1	1	0	0	0	3.0	4	1	1	0	0	0	6	0	0	.308
2017	LOS ANGELES (NL)	12-8	3.32	25	25	1	0	0	135.2	99	51	50	18	9	49	166	2	1	.203
2018	LOS ANGELES (NL)	11-5	3.66	25	24	0	0	0	132.2	108	57	54	20	8	41	150	2	1	.219
	Rancho Cucamonga	0-1	0	1	1	0	0	0	4.2	4	2	0	0	0	0	10	0	0	.211
Major League-14 years		61-41	3.91	271	143	4	2	0	878.2	727	404	382	102	48	355	932	18	5	.224
Dodgers Total-3 years		35-18	3.09	70	69	1	0	0	378.2	284	137	130	42	25	123	445	4	2	.206
Minor League-8 years		49-43	3.47	248	120	1	0	3	757.1	557	345	292	56	83	384	984	48	9	.206

Rich Hill's Career Postseason Pitching Record

Year	Team	W-L	ERA	G	GS	CG	SHO	SV	IP	H	R	ER	HR	HBP	BB	SO	WP	BK
2007	NLDS: ChC vs. ARI	0-1	9.00	1	1	0	0	0	3.0	6	3	3	1	1	2	3	0	0
2016	NLDS: LAD vs. WAS	0-1	6.43	2	2	0	0	0	7.0	9	5	5	1	2	4	13	0	0
	NLCS: LAD vs. ChC	1-0	0.00	1	1	0	0	0	6.0	2	0	0	0	0	2	6	0	0
2017	NLDS: LAD vs. ARI	0-0	4.50	1	1	0	0	0	4.0	3	2	2	1	0	3	4	0	0
	NLCS: LAD vs. ChC	0-0	1.80	1	1	0	0	0	5.0	3	1	1	1	0	1	8	1	0
	WS: LAD vs. HOU	0-0	2.08	2	2	0	0	0	8.2	7	2	2	1	0	4	12	0	0
2018	NLDS: LAD vs. ATL	0-0	4.15	1	1	0	0	0	4.1	4	2	2	0	0	5	3	0	0
	NLCS: LAD vs. MIL	0-0	1.50	2	1	0	0	0	6.0	4	1	1	0	0	4	7	0	0
	WS: LAD vs. BOS	0-0	1.42	1	1	0	0	0	6.1	1	1	1	0	1	3	7	0	0
Postseason Totals		1-2	3.04	12	11	0	0	0	50.1	39	17	17	5	4	28	63	1	0
LDS Totals		0-2	7.20	5	5	0	0	0	18.0	22	12	12	3	3	14	23	0	0
LCS Totals		1-0	1.06	4	3	0	0	0	17.0	9	2	2	1	0	7	21	1	0
WS Totals		0-0	1.80	3	3	0	0	0	15.0	8	3	3	1	0	7	19	1	0

Rich Hill's Career Single-Game Bests

Low-Hit Complete Game:	1, Aug. 23, 2017 at PIT	Most Strikeouts:	11 (3x), last: July 1, 2017 at SD
Most Innings Pitched - Starter:	9.0 (3x), last: Aug. 23, 2017 at PIT	Most Walks:	7, May 24, 2017 vs. STL
Most Innings Pitched - Reliever:	4.1, June 22, 2005 at MIL	Longest Winning Streak:	9 games, May 7-Sept. 10, 2016
Most Earned Runs Allowed:	7 (6x), last: April 14, 2018 vs. ARI	Longest Losing Streak:	6 games, Aug. 5, 2005-May 20, 2006

Rich Hill's Career Fielding Record

Position	PCT	G	PO	A	E	TC	DP
Pitcher	.912	271	24	90	11	125	3

Career Transactions

- Selected by Chicago (NL) in the 4th round of the 2002 amateur draft
- Feb. 2, 2009: Acquired by Baltimore from Chicago (NL) for a player to be named later
- Jan. 26, 2010: Signed by St. Louis as a free agent
- June 30, 2010: Signed by Boston as a free agent
- Dec. 16, 2010: Signed by Boston as a free agent
- Dec. 30, 2011: Signed by Boston as a free agent
- Feb. 7, 2013: Signed by Cleveland as a free agent
- Jan. 31, 2014: Signed by Boston as a free agent
- July 1, 2014: Acquired by Los Angeles (AL) from Boston for cash considerations
- July 17, 2014: Signed by New York (AL) as a free agent
- Feb. 27, 2015: Signed by Washington as a free agent
- Aug. 10, 2015: Signed by Boston as a free agent
- Nov. 20, 2015: Signed by Oakland as a free agent
- Aug. 1, 2016: Acquired by Los Angeles from Oakland with Josh Reddick for Grant Holmes, Frankie Montas and Jharel Cotton
- Dec. 5, 2016: Signed by Los Angeles as a free agent

Disabled List

- Aug. 31-Oct. 8, 2008 (lower back soreness)
- March 29-May 16, 2009 (strained left elbow)
- July 29-Oct. 30, 2009 (left shoulder inflammation)
- June 3, 2011 - rest of the season (left elbow surgery)
- April 2-27, 2012 (recovery from left elbow surgery)
- June 9-Sept. 1, 2012 (left elbow strain)
- June 9-July 2, 2016 (strained left groin)
- July 30-Aug. 24, 2016 (blister, left hand)
- April 7-16, 2017 (blister, middle finger)
- April 17- May 16, 2017 (blister, left middle finger)
- April 18 - May 8, 2018 (left third finger inflammation)
- May 20 - June 19, 2018 (left middle finger inflammation)



KENLEY

Jansen

RHP | 74

@KenleyJansen74

Bats: Switch **Throws:** Right

Height: 6-5 **Weight:** 265

Opening Day Age: 31

Born: Sept. 30, 1987 in Willemstad, Curacao

Resides: Willemstad, Curacao

Acquired: Signed as a non-drafted free agent on Nov. 17, 2004

ML Service: 8.073

MLB Debut: July 24, 2010



Career Summary

- Two-time Trevor Hoffman NL Reliever of the Year (2016, '17) enters his 10th big league season after a third consecutive All-Star season in 2018...is the only pitcher to win the Reliever of the Year award consecutively
- In nine MLB seasons, has gone 25-18 with 268 saves and a 2.20 ERA in 543 games...has struck out 823 against just 143 walks in 548.2 innings
- Ranks 33rd on the all-time saves list (next: Rod Beck, 286) and is third among active relievers in saves, trailing only Craig Kimbrel (333) and Fernando Rodney (325)...is the only pitcher in baseball with 35+ saves in each of the last five seasons (2014-18), and the only Dodger in history to accomplish the feat
- During the course of his career, has limited opponents to a .175 batting average with a 0.89 WHIP
- Since his debut in 2010, ranks among big league relievers in saves (2nd), strikeouts (2nd), ERA (2nd, min. 400.0 IP), opponents' batting average (3rd, min. 400.0 IP), WHIP (2nd, min. 400.0 IP), save percentage (89.9, 5th), swing and miss rate (33.3, 5th, min. 400.0 IP), SO/BB (5.76, 2nd, min. 400.0 IP) and SO/9 (13.50, 3rd, min. 400.0 IP)
- Joins Eric Gagné (2002-04) as the only pitchers in Dodger history with three seasons of 40 or more saves (2014, '16-17)...also has four 100+ strikeout seasons (2013-14, '16-17), which is also the most by a Dodger reliever...Jansen and Gagné are the only Dodger relievers to be selected for three consecutive All-Star Games
- Is the Dodgers' all-time leader in saves (268), strikeouts by a reliever (823) and relief appearances (543)...enters 2019 just seven games shy of Don Sutton (550) for the most all-time games pitched by a Dodger
- Has tossed scoreless relief in 31 of 39 career postseason appearances, posting a 2.08 ERA (11 ER/47.2 IP) and 16 saves, which is the most in Dodger franchise postseason history...since saves became an official stat in 1969, he sits third all-time in career postseason saves
- Had dominant seasons in 2016 and 2017 to capture the Trevor Hoffman NL Reliever of the Year awards...in 2016, led the Majors in WHIP (0.67) and opponents' batting average (.150), while ranking among the NL's best in saves (47, T-2nd), ERA (1.83, 2nd) and strikeouts (104, 3rd)...followed it up in 2017 by leading MLB relievers in ERA (1.32) and WHIP (0.75), and tying for the NL lead with 41 saves
- Made his Major League debut on July 24, 2010 and tossed a perfect inning...struck out the Mets' Angel Pagan and David Wright for the first two outs of his career...picked up his first career victory on Sept. 11, 2010 at Houston...recorded his first save on July 25, 2010 against the Mets at Dodger Stadium
- Converted from a catcher to a pitcher during the 2009 season after posting a .229 career batting average with 15 homers and 97 RBI in five minor league seasons
- Originally signed by the Dodgers as a non-drafted free agent on Nov. 17, 2004

Year-By-Year

- 2018** • Earned a third consecutive All-Star selection after going 1-5 with 38 saves and a 3.01 ERA (24 ER/71.2 IP) in 69 relief appearances
- Struck out 82 batters against just 17 walks in 71.2 innings...held opposing hitters to a .201 average, while posting a 0.99 WHIP
 - Ranked second in the NL with 38 saves, behind only the Rockies' Wade Davis...collected five four-plus out saves...also ranked among NL relievers in strikeout-to-walk ratio (4.82, 8th), strikeouts (9th) and WHIP

(12th)

- Successfully converted 90.5 percent of his save opportunities, including a run of 21 consecutive save opportunities from April 22-July 4
- Picked up the 250th save of his career on June 25 vs. the Cubs, becoming the 36th pitcher in MLB history to reach the milestone
- Tossed scoreless relief in seven of nine Postseason appearances, allowing two runs in 10.2 innings (1.69 ERA)...limited opposing hitters to a .114 batting average (4-for-35) with a 0.66 WHIP, while striking out nine
- Missed 10 games due to an irregular heartbeat (August 10-20)...underwent a heart ablation procedure on Nov. 26, 2018, performed by Dr. Koonlawee Nademanee in Los Angeles

2017

- Honored as the Trevor Hoffman NL Reliever of the Year for the second consecutive season and selected to his second straight All-Star game after going 5-0 with a 1.32 ERA (10 ER/68.1 IP) and 41 saves...recorded his third-career 40-plus save season (also: 2014, '16), joining Eric Gagné (2002-04) as the only pitchers in Dodger history with three seasons of 40 or more saves
- Led Major League relievers in ERA (1.32), WHIP (0.75) and strikeout-to-walk ratio (15.57), while tied for the National League lead in saves (41, T-2nd ML)...also ranked among the NL relievers in strikeouts (109, 2nd), wins (5, T-10th) and strikeouts per nine innings (14.36, 2nd)
- Limited hitters to a .177 (5th, NL)/.206 (1st, NL)/.270 (4th, NL) slashline, including holding right-handers to a .120 average (15-for-125) and a .236 mark against lefties (29-for-123)...held batters to a .476 OPS, which was the third lowest in the National League
- Held batters with runners in scoring position to a .136 average (8-for-59) and a .161 mark with runners on base
- Named National League Reliever of the Month for the month of June...was perfect in save opportunities throughout the month, as he converted each of his 10 chances over 12 games in 14.0 innings, while striking out 18 against a lone walk...posted a scoreless innings streak of 17.0 innings (May 23-July 5)
- Recorded the 200th save of his career after tossing a perfect ninth inning with a strikeout against the Reds on June 11
- Began the season striking out 51 of 115 batters he faced without issuing a walk, which according to Elias Sports Bureau is the most strikeouts to open a season without a walk in big league history
- Struck out the side on only nine pitches in the ninth inning on May 18 against the Marlins at Dodger Stadium, which was the 79th time in Major League history that an immaculate inning was recorded...became the first Dodger pitcher to throw an immaculate inning since Todd Worrell on Aug. 13, 1995
- Recorded his first career extra-base hit and RBI on June 25 against the Rockies after stroking an RBI double in the eighth inning off of Greg Holland
- Tossed scoreless relief in 10 of 13 postseason appearances and converted five of six save opportunities...three of the five saves were four-plus out saves...went 1-1 with a 1.62 ERA (3 ER/16.2 IP) and struck out 20 batters against just three walks, while limiting batters to a .138 average...since saves became an official stat in 1969, he is tied for fourth all-time on the career postseason saves list

2016

- Named the Trevor Hoffman NL Reliever of the Year and selected to his first-career All-Star Game, going 3-2 with 47 saves and a 1.83 ERA in 71 games
- Tied with Zach Britton and Mark Melancon for second in the Majors with a career-high 47 saves, four behind Jeury's Familia...was 47 of 53 in save opportunities and was the only Dodger to record a save in 2016, marking the first time that's happened since the save became a statistic in 1969
- Led the Majors in WHIP (0.67) and opponents' batting average (.150), while ranking among the National League's best relievers in ERA (1.83, 2nd) and strikeouts (104, 3rd)...walked only 11 batters in 68.2 innings and owned the best strikeout-to-walk ratio in the National League (9.45)
- On June 21 vs. Washington, established new Dodger franchise marks in saves, finishing the year with 189 after surpassing Eric Gagné (161)...also set the franchise record for strikeouts as a reliever (632), eclipsing Jim Brewer's mark of 604
- Tossed scoreless relief in six of seven postseason appearances and successfully converted all three save opportunities in the NLDS and NLCS...five of seven outings were more than 1.0 inning, while his 3.0 innings in NLCS Game 6 at Chicago were a career high...also established a career high with 51 pitches thrown in 2.1 innings in NLDS Game 5 at Washington

2015

- Was successful on 36 of 38 save opportunities (94.7%), while going 2-1 with a 2.41 ERA in 54 games in his sixth MLB season
- In the postseason, picked up two saves in as many opportunities and struck out four in 3.1 scoreless innings in three NLDS games against the Mets
- Led MLB relievers with a 0.78 WHIP and ranked among the NL leaders in saves (7th), save percentage (3rd) and opponents' batting average (.176, 3rd)...struck out 80 against just eight walks, leading NL relievers with a 10.00 strikeout-to-walk ratio
- Made his 2015 debut on May 15 vs. Colorado and struck out four in a scoreless eighth inning (Carlos Gonzalez reached on a passed ball), as he recorded just the sixth four-strikeout inning by a pitcher in Dodger history

- Missed first 34 games of the season due to Feb. 17 surgery to remove a growth from a bone in his left fifth metatarsal
- 2014** · Posted a 2-3 record with a 2.76 ERA and tied for third in the NL with a career-high 44 saves in his fifth big league season
 - Converted 16 consecutive save opportunities from April 17-June 17 and 44-of-49 save opportunities overall (89.8%)
 - Ranked second among NL relievers with 101 strikeouts, as he posted his second consecutive 100-strikeout season
 - Limited opponents to a .224 batting average, including a .169 mark against right-handed hitters (22-for-130)
 - Picked up his 100th career save on Aug. 27 at Arizona, becoming the sixth Dodger reliever to reach the milestone
 - Appeared in one postseason game in the Dodgers' NLDS loss to the Cardinals, striking out two in a scoreless inning to pick up the save in Game 2
- 2013** · Recorded 28 saves in 32 opportunities and ranked among the NL relief leaders in saves (T-11th), ERA (1.88, 6th), opponents' batting average (.177, 7th), WHIP (0.86, 2nd) and strikeouts (111, 2nd) in 75 games (T-4th)
 - His 111 strikeouts ranked as the seventh-most all-time by a Los Angeles reliever
 - Allowed just four hits all season with runners in scoring position, limiting opponents to a .068 average (4-for-59) with 23 strikeouts in those situations
 - Retired 27 consecutive batters from July 23-Aug. 8, including 15 strikeouts
 - Made six postseason appearances for the Dodgers, successfully converting both of his save opportunities and allowing two runs on six hits in 4.1 innings (4.15 ERA)
- 2012** · Ranked among the NL relief leaders in wins (5, T-10th), saves (25, T-10th), strikeouts (99, 3rd), ERA (2.35, 8th), opponents' batting average (.146, 3rd) and WHIP (0.85, 3rd)
 - Successfully converted 25 of 32 save opportunities after taking over as the club's full-time closer in May
 - Did not appear in a game between Aug. 28-Sept. 19 after suffering an irregular heartbeat during his Aug. 27 appearance at Colorado
 - Had ablation heart surgery on Oct. 23 performed by Dr. Koonwalee Nademanee at White Memorial Hospital
- 2011** · Established a then-Major League record by averaging 16.10 strikeouts per nine innings...struck out 96 in 53.2 innings pitched...his 96 Ks were tied for fifth among Major League relievers
 - Overall, went 2-1 with a 2.85 ERA and five saves in 51 games...limited opponents to a .159 batting average, which ranked third among Major League pitchers (min. 50.0 IP)
 - Made his first Opening Day roster and tied for seventh in the NL Rookie of the Year balloting
 - Only one of 21 inherited runners scored off him (95.2%)
 - Batters swung and missed at 38.3% of his pitches, which was the second-best mark in baseball, behind Craig Kimbrel's 38.6 swing-and-miss pct. (min. 30 games)
 - Was hospitalized with an irregular heartbeat after his July 26 outing...was placed on the disabled list on July 29 due to blood thinning medication taken to treat the irregular heartbeat...was activated on Aug. 25
- 2010** · Saw his first big league action and finished the season 1-0 with a 0.67 ERA (2 ER/27.0 IP) and four saves in 25 games in his first full season as a pitcher...limited hitters to a .130 batting average (12-for-92) with just three extra-base hits (all doubles)
 - Made his big league debut on July 24 and tossed a perfect inning...struck out the Mets' Angel Pagan and David Wright for the first two outs of his career
 - Despite pitching in just 25 games (27.0 IP), his 41 strikeouts tied for ninth among all rookie relievers
 - Earned his first save on July 25 vs. NYM, which was his second Major League game
 - Picked up his first Major League victory on Sept. 11 at Houston, firing a perfect eighth inning
 - Named to Baseball America's minor league second team as a relief pitcher and combined to go 5-1 with eight saves and a 1.60 ERA in 33 games with Single-A Inland Empire and Double-A Chattanooga...selected as a Double-A Southern League All-Star and earned the save in the All-Star Game
- 2009** · Opened the season as a catcher and combined to hit .198 with a home run and 13 RBI in 34 games with Inland Empire and Triple-A Albuquerque
 - Activated by Inland Empire on July 29 and converted to a pitcher, allowing six runs in 11.2 innings (4.63 ERA) in 12 relief appearances
 - Following the season, pitched for the Peoria Javelinas of the Arizona Fall League
 - Played for Team Netherlands as a catcher in the 2009 World Baseball Classic, going 1-for-13 with a walk in five games
- 2008** · Spent the entire campaign with Single-A Great Lakes and selected as a midseason Midwest League All-Star, ranking fourth on the club with nine homers and fifth on the team with 27 RBI in 79 games

- 2007 · Split the season between Single-A Great Lakes and Rookie-advanced Ogden, appearing in 73 games
- 2006 · Spent the entire season with the Rookie-level Gulf Coast League Dodgers, batting .248 with a home run and 10 RBI in 35 games
- 2005 · Opened the season with Rookie-level Gulf Coast League, batting .304 (31-for-102) with one home run and 18 RBI in 34 games before being promoted to Rookie-advanced Ogden on Aug. 26

Personal

Kenley Jansen...married to Gianni...has a daughter, Natalia, and two sons, Kaden and Kyrian...resides in Curacao, Netherlands Antilles...wears the No. 74 because that is his house number in Curacao...traveled with the Dodgers to Taiwan in March 2010...played for Team Netherlands in the 2009, 2013 and 2017 World Baseball Classics...signed as a non-drafted free agent on Nov. 17, 2004...signed by scouts Camilo Pascual and Rolando Chirino.

Kenley Jansen's Career Pitching Record

Year	Team	W-L	ERA	G	GS	CG	SHO	SV	IP	H	R	ER	HR	HB	BB	SO	WP	BK	AVG
2009	Inland Empire	0-0	4.63	12	0	0	0	0	11.2	14	6	6	1	0	11	19	1	1	.298
2010	LOS ANGELES	1-0	0.67	25	0	0	0	4	27.0	12	2	2	0	1	15	41	1	0	.130
	Chattanooga	4-0	1.67	22	0	0	0	8	27.0	14	6	5	0	0	17	50	3	0	.151
2011	Inland Empire	1-1	1.50	11	0	0	0	0	18.0	15	3	3	0	0	6	28	1	0	.231
	LOS ANGELES	2-1	2.85	51	0	0	0	5	53.2	30	17	17	3	2	26	96	0	2	.159
	Chattanooga	0-1	4.50	5	0	0	0	0	6.0	2	3	3	1	0	3	9	0	0	.111
2012	Rancho Cucamonga	0-0	0.00	2	2	0	0	0	2.0	0	0	0	0	0	0	4	0	0	.000
	LOS ANGELES	5-3	2.35	65	0	0	0	25	65.0	33	18	17	6	3	22	99	3	0	.146
2013	LOS ANGELES	4-3	1.88	75	0	0	0	28	76.2	48	16	16	6	3	18	111	2	0	.177
2014	LOS ANGELES	2-3	2.76	68	0	0	0	44	65.1	55	20	20	5	0	19	101	2	0	.224
2015	LOS ANGELES	2-1	2.41	54	0	0	0	36	52.1	33	14	14	6	2	8	80	0	0	.176
	Rancho Cucamonga	0-1	5.06	6	5	0	0	0	5.1	6	3	3	1	0	1	8	0	0	.300
2016	LOS ANGELES	3-2	1.83	71	0	0	0	47	68.2	35	14	14	4	2	11	104	1	0	.150
2017	LOS ANGELES	5-0	1.32	65	0	0	0	41	68.1	44	11	10	5	2	7	109	2	1	.177
2018	LOS ANGELES	1-5	3.01	69	0	0	0	38	71.2	54	28	24	13	2	17	82	0	2	.201
Major League-9 years		25-18	2.20	543	0	0	0	268	548.2	344	140	134	48	17	143	823	11	5	.175
Dodger Totals-9 years		25-18	2.20	543	0	0	0	268	548.2	344	140	134	48	17	143	823	11	5	.175
Minor League-4 years		5-3	2.57	58	7	0	0	8	70.0	51	21	20	3	0	38	118	5	1	.205

Kenley Jansen's Career Postseason Pitching Record

Year	Team	W-L	ERA	G	GS	CG	SHO	SV	IP	H	R	ER	HR	HBP	BB	SO	WP	BK
2013	NLDS: LA vs. ATL	0-0	0.00	3	0	0	0	1	2.1	1	0	0	0	0	1	7	0	0
	NLCS: LA vs. STL	0-0	9.00	3	0	0	0	1	2.0	5	2	2	0	0	0	3	0	0
2014	NLDS: LA vs. STL	0-0	0.00	1	0	0	0	1	1.0	0	0	0	0	0	0	2	0	0
2015	NLDS: LA vs. NYM	0-0	0.00	3	0	0	0	2	3.1	1	0	0	0	0	3	4	0	0
2016	NLDS: LA vs. WAS	0-0	6.75	4	0	0	0	2	5.1	4	4	4	1	1	5	9	0	0
	NLCS: LA vs. ChC	0-0	0.00	3	0	0	0	1	6.1	1	0	0	0	0	0	10	0	0
2017	NLDS: LAD vs. ARI	0-0	0.00	3	0	0	0	2	3.2	2	1	0	0	0	1	4	0	0
	NLCS: LAD vs. ChC	1-0	0.00	4	0	0	0	1	4.1	0	0	0	0	0	1	0	8	0
	WS: LAD vs. HOU	0-1	3.12	6	0	0	0	2	8.2	6	3	3	2	1	2	8	0	0
2018	NLDS: LAD vs. ATL	0-0	0.00	2	0	0	0	1	2.0	1	0	0	0	0	0	3	0	0
	NLCS: LAD vs. MIL	0-0	0.00	4	0	0	0	2	4.2	1	0	0	0	0	0	2	7	0
	WS: LAD vs. BOS	0-0	4.50	3	0	0	0	0	4.0	2	2	2	2	0	1	3	0	0
Postseason Totals		1-1	2.08	39	0	0	0	16	47.2	24	12	11	5	3	15	68	0	0
LDS Totals		0-0	2.04	16	0	0	0	9	17.2	9	5	4	1	1	10	29	0	0
LCS Totals		1-0	1.04	14	0	0	0	5	17.1	7	2	2	0	1	2	28	0	0
WS Totals		0-1	3.55	9	0	0	0	2	12.2	8	5	5	4	1	3	11	0	0

Kenley Jansen's Career Single-Game Bests

Low-Hit Complete Game:	None	Most Strikeouts:	4 (11x), last: June 2, 2017 at MIL
Most Innings Pitched - Starter:	None	Most Walks:	2 (23x), last: Sept. 13, 2018 at STL
Most Innings Pitched - Reliever:	2.0 (13x), last: May 5, 2018 vs. ARI	Longest Winning Streak:	6 games, June 19, 2016-July 26, 2017
Most Earned Runs Allowed:	5, April 19, 2011 vs. ATL	Longest Losing Streak:	3 games (3x), last: April 9-June 20, 2014

Kenley Jansen's Career Fielding Record

Position	PCT	G	PO	A	E	TC	DP
Pitcher	.911	543	21	20	4	45	3

Career Transactions

- Signed by Los Angeles as a non-drafted free agent on Nov. 17, 2004
- Jan. 10, 2017: Signed by Los Angeles as a free agent

Disabled List

- May 29-June 17, 2011 (right shoulder inflammation)
- July 29-Aug. 25, 2011 (irregular heartbeat)
- March 27-May 15, 2015 (fifth metatarsal surgery)
- Aug. 10 - Aug. 20, 2018 (irregular heartbeat)



JOE

Kelly

RHP | 17

@ Dodgers

Bats: Right **Throws:** Right

Height: 6-1 **Weight:** 174

Opening Day Age: 36

Born: June 9, 1988 in Anaheim, California

Resides: Riverside, CA

Acquired: Signed as a free agent on December 21, 2018

ML Service: 6.029



Career Summary

- Hard-throwing reliever enters his eighth big league season and first with the Dodgers after signing with the club as a free agent this offseason
- Has a 43-25 career record with two saves and a 3.87 ERA in 250 games (79 starts) in seven seasons with the Cardinals (2012-14) and Red Sox (2014-18)
- In 171 relief appearances, has posted a 3.29 ERA (71 ER/194.0 IP) to go along with a .234 opponents' batting average...has not made a start since June 1, 2016
- Has excelled during the Postseason, posting a 3-2 career record with a 2.49 ERA (13 ER/47.0 IP) in 25 games (four starts)...held opponents to a .215 average with a 1.09 WHIP...helped lead Boston to the 2018 title, allowing just two runs (one earned) in 11.1 innings in nine Postseason games
- Won 15 straight decisions from Aug. 1, 2015-June 16, 2017, spanning 56 appearances (15 starts)...the career-best run was the second longest win streak in Red Sox history behind only Smoky Joe Wood's 16-game streak in 1912
- Had a career-best 22.0 scoreless innings streak over 24 appearances from May 1-July 9, 2017
- Made his MLB debut on June 10, 2012 with St. Louis vs. Cleveland, allowing one run on seven hits over 5.0 innings in a no-decision
- Picked up his first career victory on June 22, 2012 at Kansas City, allowing three runs on nine hits in 6.0 innings in the Cardinals' 11-4 win
- Earned his first save on April 1, 2018 with Boston at Tampa Bay, firing a scoreless inning to preserve a 2-1 Red Sox win
- Selected by St. Louis in the third round of the 2009 First-Year Player Draft out of UC Riverside

Year-By-Year

- 2018**
- Appeared in a new career-high 73 games in relief for the Red Sox totaling 65.2 IP with a 4.39 ERA and holding opposing batters to a .234 average
 - On April 1, Kelly earned his first career save after closing out the ninth inning of a 2-1 victory over the Tampa Bay Rays
 - In nine appearances during the postseason, posted a 0.79 ERA (11.1 IP/1 ER) and a 2-1 record to help lead the Red Sox to a World Series title
 - Pitched in all five games of the World Series without surrendering a run over 6.0 IP and holding batters to a .182 average and striking out 10 against zero walks...picked up the win in Game 4
- 2017**
- Appeared in a career-high 54 games in his first MLB season working exclusively as a reliever
 - Did not allow a run in 42 of 54 appearance
 - Retired 41 of 54 first batters faced (76%)
 - Set career lows in opponent AVG (.202), OBP (.294), SLG (.279), and OPS (.573)...among qualified AL relievers, his opponent OPS ranked 14th
 - Held right-handed hitters to a .191 AVG (26-for-136) and LHH to a .222 AVG (16-for-72)
 - Allowed 3 HR in 58.0 IP for a 0.47 HR/9.0 IP ratio, the 11th-lowest mark among AL relievers
 - Posted a career-best 22.0-inning scoreless streak from May 1-July 9, the longest of the season for any AL reliever and any Red Sox pitcher...Had the streak snapped in his 2nd inning of work on 7/9 at TB (1.2 IP)...his streak of 23 consecutive games without a run allowed was the 3rd-longest in Red Sox history behind Daniel Bard (25 in 2011) and Koji Uehara (27 in 2013)

- Had his career-best 15-game win streak snapped on July 9 at TB...the streak, which began on Aug. 1, 2015, was the 2nd-longest in Red Sox history behind Smoky Joe Wood's 16-game streak in 1912
 - Was placed on the 10-day disabled list with a left hamstring strain on July 15 (retro to July 12)...made one rehab appearance with Triple-A Pawtucket on Aug. 2 and was reinstated on Aug. 5
 - Made 2 relief appearances for the Red Sox in the ALDS vs. Houston, earning his first career postseason win in Game 3 (1.2 IP, 2 H)
- 2016**
- Split the season between Boston and Triple-A Pawtucket...had three stints with the big league club, appearing in 20 games (6 GS)...went 2-0, 1.02 ERA (2 ER/17.2 IP) in 14 relief appearances for
 - Opened the season in Boston's starting rotation, but made his last start on June 1...as a reliever with Boston, posted a .203 opponents' batting average, a 1.02 WHIP and 21 strikeouts in 17.2 IP
 - Appeared in each of the Red Sox' 3 ALDS games and retired all 11 batters faced (3.2 IP, 3 SO)
 - In 20 minor league games (four starts) with Single-A Lowell and Triple-A Pawtucket, went 1-1 with a 1.85 ERA
- 2015**
- In his 1st full season with Boston, set career highs in starts (25), IP (134.1), SO (110), and SO/9.0 IP (7.4)...his 10 wins tied a career best (also 2013 with St. Louis)
 - Posted a 3.77 ERA (25 ER/59.2 IP) in his last 11 starts beginning 7/22, following a 4-start stint with Triple-A Pawtucket...had a 2.35 ERA (12 ER/46.0 IP) in his final eight starts beginning Aug. 7, fourth best in the AL (min. 30.0 IP)
 - Began the year on the 15-day DL with a right biceps strain...placed on the DL on 4/3 (retro to 3/27), but made season debut starting Boston's fifth game on April 11 at New York (AL)...surrendered just 1 earned run over 7.0 IP, setting a career high with eight strikeouts...surpassed that with 10 strikeouts in 6.0 IP on April 27 vs. Toronto
 - Fanned 28 batters in 23.2 IP over 4 starts in April...His 10.7 SO/9.0 IP in the month ranked second in the AL (min. 20.0 IP), trailing only Clay Buchholz (11.9)
- 2014**
- Went 6-4 with a 4.20 ERA (45 ER/96.1 IP) in 17 starts between the Cardinals and Red Sox...traded to the Red Sox at the non-waiver trade deadline.
 - Allowed 1 earned run (3 runs total) over his first 3 starts from 4/5-16 (0.59 ERA, 15.1 IP)...left his 3rd start on 4/16 at MIL after 4.0 innings due to a left hamstring injury suffered while running the bases...placed on the 15-day disabled list on 4/17 and transferred to the 60-day DL on 6/25.
 - Acquired by Boston with OF/1B Allen Craig on 7/31 for RHP John Lackey, LHP Corey Littrell, and cash considerations
 - Made 10 starts over the final two months of the year for Boston and led the team with a 4.11 ERA in that time (min. 30.0 IP)...led the team with four September wins, including his 1st as a Red Sox on 9/2 at NYY (6.2 IP, 3 R)
- 2013**
- Posted a 2.69 ERA (37 ER/124.0 IP) in 37 games (15 GS) for St. Louis in his first full MLB season, and ranked 9th in the majors in ERA (min. 100.0 IP)
 - Went 9-3 with a 2.28 ERA (22 ER/87.0 IP) as a starter...posted a 3.65 ERA (15 ER/37.0 IP) in relief...21 of his 22 appearances from the start of the season to June 28 came in relief
 - Moved to the rotation on July 6 and went 10-2 with a 2.18 ERA (21 ER/86.2 IP) in 15 games (14 starts) from that point to the season's end
 - Had a streak of 19.2 consecutive scoreless IP from July 12-Aug. 6...Stretch included consecutive scoreless starts on July 27 at Atlanta and August 1 at Pittsburgh (12.1 IP)
 - Cardinals went 2-2 in his four postseason starts (0-1, 4.15 ERA, 10 ER/21.2 IP)
- 2012**
- Began the season at Triple-A Memphis, starting 12 games before a promotion to St. Louis, where he appeared in 24 games (16 starts)
 - Went 4-6 with a 3.74 ERA (38 ER/91.1 IP) in the Majors as a starter...posted a 2.30 ERA (4 ER/15.2 IP) in eight appearances as a reliever
 - Ranked among NL rookie leaders in IP (T-5th, 107.0) and SO (T-9th, 75)...his 3.53 ERA was the 2nd lowest among NL rookies with at least 100.0 IP.
 - Was leading the Pacific Coast League with a 2.86 ERA (23 ER/72.1 IP) at the time of his recall on 6/10
 - Made his MLB debut on 6/10 vs. CLE with 5.0 innings of one-run ball in a no-decision...earned first career relief win on 8/24 at Cincinnati
 - Posted a 2.35 ERA (2 ER/7.2 IP) in seven postseason appearances between the NLDS and NLCS
- 2011**
- Posted a 3.68 ERA (54 ER/132.0 IP) between High-A Palm Beach and Double-A Springfield, earning a selection as a Florida State League mid-season All-Star
 - Received an invite to ML Spring Training camp as a relief pitcher
- 2010**
- Appeared in 26 games (18 GS) for Single-A Quad Cities, posting a 1.44 ERA (4 ER/25.0 IP) in eight relief appearances, compared to a 5.63 ERA as a starter (18 GS)
 - After the season, ranked as the No. 10 prospect in the Cardinals organization by Baseball America.
- 2009**
- Made 16 appearances, including 2 starts, at Short-A Batavia in his 1st pro season.

Personal

Joseph William Kelly Jr...married to Ashley Parks, and the couple has a son, Knox (born Feb. 2016)...attended Corona High School in Corona, CA...played at the University of California at Riverside, where he set the team's career saves record (24)...named Big West Conference 2007 Freshman of the Year and 1st Team All-Big West...pitched for Yarmouth-Dennis of the Cape Cod League in 2008...played for USA National Team in 2007, winning a silver medal in the Pan-American Games...son of Joseph Kelly, a former wide receiver for Vanderbilt University who signed with the San Diego Chargers...selected by St. Louis in the third round of the 2009 First-Year Player Draft and signed by Jeff Ishii.

Joe Kelly's Career Pitching Record

Year	Team	W-L	ERA	G	GS	CG	SHO	SV	IP	H	R	ER	HR	HB	BB	SO	WP	BK	AVG
2009	Batavia	2-3	4.75	16	2	0	0	1	30.1	33	23	16	0	3	11	30	3	0	.273
2010	Quad Cities	6-8	4.62	26	18	0	0	1	103.1	103	66	53	3	7	45	92	12	2	.265
2011	Palm Beach	5-2	2.60	12	11	0	0	0	72.2	56	26	21	1	8	34	62	5	0	.215
	Springfield	6-4	5.01	11	11	0	0	0	59.1	70	40	33	7	5	25	51	2	1	.306
2012	ST. LOUIS	5-7	3.53	24	16	0	0	0	107.0	112	50	42	10	3	36	75	4	0	.271
	Memphis	2-5	2.86	12	12	0	0	0	72.1	75	29	23	2	4	21	45	2	0	.278
2013	ST. LOUIS	10-5	2.69	37	15	0	0	0	124.0	124	42	37	10	5	44	79	3	0	.259
2014	ST. LOUIS	2-2	4.37	7	7	0	0	0	35.0	41	19	17	3	3	10	25	3	0	.291
	BOSTON	4-2	4.11	10	10	0	0	0	61.1	47	29	28	5	4	32	41	0	0	.215
	Memphis	0-0	2.61	3	3	0	0	0	10.1	8	3	3	1	0	6	4	0	1	.222
2015	BOSTON	10-6	4.82	25	25	0	0	0	134.1	145	76	72	15	6	49	110	9	0	.276
	Pawtucket	1-1	2.84	4	4	0	0	0	19.0	14	7	6	1	1	6	18	1	0	.206
2016	BOSTON	4-0	5.18	20	6	0	0	0	40.0	44	23	23	5	2	24	48	0	0	.278
	Pawtucket	1-1	1.54	17	4	0	0	2	35.0	29	6	6	1	1	6	46	2	0	.230
2017	BOSTON	4-1	2.79	54	0	0	0	0	58.0	42	19	18	3	1	27	52	4	0	.202
	Pawtucket	0-0	0.00	1	0	0	0	0	1.0	0	0	0	0	0	1	0	0	0	.000
2018	BOSTON	4-2	4.39	73	0	0	0	2	65.2	57	34	32	4	5	32	68	4	0	.234
Major League- 7 years		43-25	3.87	250	79	0	0	2	625.1	612	292	269	55	29	254	498	27	0	.256
Minor League- 8 years		23-24	3.6	105	65	0	0	4	407.1	392	202	163	16	29	155	354	27	4	.258

Joe Kelly's Career Postseason Pitching Record

Year	Team	W-L	ERA	G	GS	CG	SHO	SV	IP	H	R	ER	HR	HBP	BB	SO	WP	BK
2012	NLDS: STL vs. WAS	0-0	0.00	3	0	0	0	0	3.2	0	0	0	0	0	1	3	0	0
	NLCS: STL vs. SF	0-0	4.50	4	0	0	0	0	4.0	6	2	2	0	0	3	2	0	0
2013	NLDS: STL vs. PIT	0-0	3.38	1	1	0	0	0	5.1	5	3	2	0	0	4	5	0	0
	NLCS: STL vs. LAD	0-1	4.91	2	2	0	0	0	11.0	13	6	6	2	1	2	8	1	0
	WS: STL vs. BOS	0-0	3.38	1	1	0	0	0	5.1	2	2	2	0	0	3	6	0	0
2016	ALDS: BOS vs. CLE	0-0	0.00	3	0	0	0	0	3.2	0	0	0	0	0	0	3	0	0
2017	ALDS: BOS vs. HOU	1-0	0.00	2	0	0	0	0	2.2	4	0	0	0	0	0	1	1	0
2018	ALDS: BOS vs. NYY	0-0	0.00	1	0	0	0	0	2.1	1	0	0	0	0	0	1	0	0
	ALCS: BOS vs. HOU	1-1	3.00	3	0	0	0	0	3.0	3	2	1	0	1	0	2	2	0
	WS: BOS vs. LAD	1-0	0.00	5	0	0	0	0	6.0	4	0	0	0	0	0	10	0	0
Postseason Totals		3-2	2.49	25	4	0	0	0	47.0	58	15	13	2	2	13	41	4	0
LDS Totals		1-0	1.02	10	1	0	0	0	17.2	10	3	2	0	0	5	13	1	0
LCS Totals		1-2	4.50	9	2	0	0	0	18.0	22	10	9	2	2	5	12	3	0
WS Totals		1-0	1.59	6	1	0	0	0	11.1	6	2	2	0	0	3	16	0	0

Joe Kelly's Career Single-Game Bests

Low-Hit Complete Game:	---	Most Strikeouts:	10, April 27, 2015 vs. TOR
Most Innings Pitched Starter:	7 1/3 (3x), last: August 29, 2015 at NYM	Most Walks:	7, May 9, 2015 at TOR
Most Innings Pitched Reliever:	5.2, August 19, 2012 vs. PIT	Longest Winning Streak:	15 games, August 1, 2015-June 16, 2017
Most Earned Runs Allowed:	7 (4x), last: June 1, 2016 at BAL	Longest Losing Streak:	4 games (3x), last: May 3-25, 2015

Joe Kelly's Career Fielding Record

Position	PCT	G	PO	A	E	TC	DP
Pitcher	.950	216	14	43	3	60	2

Career Transactions

- Signed by the St. Louis Cardinals as a 3rd-round selection in the 2009 June Draft
- Traded to Boston on July 21, 2014 from St. Louis
- Signed with the Dodgers as a freeagent on Dec. 21, 2018

Disabled List

- April 17-July 10, 2014 (strained left hamstring)
- March 27-April 10, 2015 (right biceps strain)
- April 20-May 20, 2016 (right shoulder impingement)
- July 12-August 4, 2017 (left hamstring strain)



CLAYTON

Kershaw

LHP | 22

@ClaytonKersh22

Bats: Left **Throws:** Left

Height: 6-4 **Weight:** 225

Opening Day Age: 31

Born: March 19, 1988 in Dallas, TX

Resides: Dallas, TX

Acquired: Selected in the first round (7th overall) of the 2006 Draft

ML Service: 10.105

MLB Debut: May 25, 2008



Career Summary

- The 2014 National League Most Valuable Player, three-time Cy Young Award winner (2011, 2013-14) and seven-time All-Star (2011-17) enters his 12th big league season with a 153-69 record and a 2.39 ERA in 318 career games (316 starts)
- Since the start of the live ball era in 1920, has the lowest all-time career ERA (2.39) and WHIP (1.00) among starting pitchers with more than 1,500.0 innings pitched...his .207 opponents' average ranks third among pitchers with that qualifier, behind only Nolan Ryan (.204) and Sandy Koufax (.205)
- Became the ninth all-time pitcher to win three or more Cy Youngs after the 2014 season since the award was instituted in 1956...became the 14th NL pitcher to win the award via a unanimous vote in 2014...by winning the award in 2013-14, he became the ninth pitcher in either league to win the award in consecutive seasons...finished second in the 2012 and 2017 Cy Young voting, third in 2015 and fifth in 2016
- In 2014, became the 11th Dodger player to win the MVP award and the 11th pitcher to win both the MVP and Cy Young Award in the same season
- Won the MLB ERA title in four consecutive seasons from 2011-14, becoming the first-ever pitcher to do so...also led the Majors with a career-high 21 wins in both 2011 and 2014
- Topped the Majors with 301 strikeouts in 2015 and led the NL in Ks in 2011 and 2013...has collected 200-plus strikeouts in seven of his 11 big league seasons, which is the most in franchise history and the fourth most in National League history
- Leads the Majors in ERA, opponents' average, WHIP (1.00), shutouts (15) and winning percentage (.689) since making his debut in 2008, while also ranking among the MLB leaders in strikeouts (2,275, 3rd), wins (153, 5th) and complete games (25, 3rd)
- Obtained his 2,000th career strikeout in the second inning against Milwaukee on June 2, 2017, reaching the milestone in 1,837.2 innings, the fourth fastest all-time behind only Pedro Martinez (1715.1 IP), Randy Johnson (1734.0 IP) and Max Scherzer (1784.0)
- Ranks among the all-time Los Angeles leaders in strikeouts (3rd), wins (4th), starts (5th) and innings pitched (7th)
- Became the third different Dodger pitcher to win the pitching Triple Crown in 2011 (Dazzy Vance - 1924, Sandy Koufax - 1963, '65, '66), leading the Majors with a 2.28 ERA, tying the NL lead with 21 wins and ranking first in the league with 248 strikeouts
- Won a Rawlings Gold Glove Award in 2011 and has made just nine errors in his Major League career (.976 fielding percentage)...leads active players with 62 career pickoffs
- Strung together 41.0 consecutive scoreless innings from June 13-July 10, 2014 which tied with Luis Tiant (1968) for the sixth longest streak in the expansion era
- Made his Major League debut on May 25, 2008, allowing just two runs in 6.0 innings against the Cardinals and fanned the first batter he faced (Skip Schumaker)...earned his first big league win on July 27, 2008 vs. Washington, tossing 6.0 scoreless innings in the Dodgers' 2-0 win
- Honored with Major League Baseball's 2012 Roberto Clemente Award for his charitable endeavors...has been the Dodgers' nominee for the award in 2011, 2012 and 2014
- Was the only two-time winner of the Dodgers' Roy Campanella Award, doing so in 2013-14, Chase Utley became the second two-time winner in 2018

Year-By-Year

- 2018**
- Finished the regular season ranking among NL pitchers (min. 25 starts) in ERA (2.73, 4th), strikeout-to-walk ratio (5.34, 3rd), WHIP (1.04, 4th), opponents' on-base percentage (.264, 4th), opponents' OPS (.630, 8th) and opponents' batting average (.227, 11th)
 - Was the Dodgers' Opening Day starter for the eighth consecutive year, tied with Don Drysdale for the most in franchise history, but took the loss after allowing one run in 6.0 innings on March 29 vs. SF
 - In 13 second half starts, he went 6-1 with a 2.73 ERA (26 ER/85.2 IP), striking out 77 batters against 12 walks, while posting a 1.00 WHIP and holding batters to a .227/.255/.365 slash line...since the All-Star break he ranked among NL pitchers (min. 75.0 IP) in fewest walks per nine innings (1.26, 2nd), strikeout to walk ratio (6.42, 5th), opponents' OBP (.255, 6th), innings pitched (85.2, 7th), WHIP (1.00, 8th), opponents' OPS (.620, 9th) and ERA (2.73, 10th)
 - Held hitters to a .227 average, including a .223 mark against right-handed hitters... limited hitters to a .220 average with runners in scoring position
 - Reached 2,000 career innings against the San Diego Padres on July 9, becoming just the 13th Dodger in franchise history to reach that mark and the 11th active pitcher in the league to toss 2000.0 or more innings
 - Went 2-3 with a 4.20 ERA (14 ER/30.0 IP) in six postseason games for the Dodgers, while holding batters to a .229/.280/.367 slash line and posting a 1.07 WHIP...earned the win against the Brewers in Game 5 of the NLCS reaching nine career postseason wins, the most in Dodger history
 - Had two DL stints: May 6-31 (left biceps tendinitis) and June 1-23 (low back strain)
- 2017**
- Despite being limited to just 27 starts, he finished the season leading the National League in wins (18, T-1st ML), ERA (2.31, 2nd ML), strikeout-to-walk ratio (6.73, 3rd ML) and opponents' OBP (.246, 2nd ML)...also ranked among the best in the senior circuit in winning percentage (.818, 2nd), WHIP (0.95, 2nd), opponents' OPS (.604, 3rd), opponents' SLG (.357, 5th), strikeouts per nine innings (10.39, 5th) and strikeouts (202, 8th)... finished second in the National League Cy Young voting
 - Held the opposition to a .212 average, which ranked fourth in the NL, including a .203 mark against right-handed hitters (5th, NL)...limited hitters to a .167 average with runners in scoring position, which ranked second best in the big leagues (min. 100 BFP), trailing just Chicago's Kyle Hendricks (.154)
 - Selected to his seventh consecutive All-Star team (2011-17), making him the first Dodger to be named to seven straight All-Star Games since Steve Garvey who made eight consecutive appearances in the Midsummer Classic...did not participate in the All-Star game
 - Recorded a 12-game winning streak from May 6-Sept. 1, which was the longest winning streak in the big leagues...during that span he posted a 1.70 ERA (20 ER/106.0 IP) and limited batters to a .185 average, while punching out 131 batters against just 21 walks...won eight consecutive games from June 7-July 18 during that stretch, which matched his career-high (also: June 2-July 10, 2014)
 - According to Stats LLC., became just the fourth Dodger pitcher since 1913 to win at least 16 of his first 18 decisions in one season (16-2, 1.95 ERA), joining Freddie Fitzsimmons (16-2, 1940), Preacher Roe (16-2, 1951), and Don Newcombe (17-1, 1955)
 - Obtained his 2,000th career strikeout in the second inning against Milwaukee on June 2, reaching the milestone in 1,837.2 innings, the fourth fastest all-time behind only Pedro Martinez (1715.1 IP), Randy Johnson (1734.0 IP) and Max Scherzer (1784.0)
 - Was placed on the DL from July 24-Sept. 1 with a lower back strain...prior to his stint on the DL, he went 15-2 with a 2.04 ERA in 21 starts and led the big leagues in wins, ERA and innings pitched (141.1 IP, T-1st)...returned from the DL on Sept. 1 and went 3-2 with a 3.48 ERA (13 ER/33.2 IP) in six starts
 - Was named National League Pitcher of the Week ending in July 9
 - Appeared in six games (five starts) in the postseason, going 3-0 with a 3.82 ERA (14 ER/33.0 IP) and held hitters to a .179 average...collected his seventh career postseason victory in Game 1 of the World Series against the Astros, collecting the most all-time postseason wins in Dodger history
- 2016**
- Limited by a mid-season back injury to just 21 starts, but earned his sixth consecutive All-Star selection, going 12-4 with a 1.69 ERA
 - Among pitchers with 140.0 or more innings, he led the Majors with a 1.69 ERA, a .184 opponents' batting average, a 0.72 WHIP and a 15.64 strikeout-to-walk ratio with 172 strikeouts against just 11 walks in 149.0 innings
 - His 15.64 strikeout-to-walk ratio was the highest mark ever for any MLB pitcher with 125.0 or more innings pitched in a single season...made six consecutive starts with 10 or more strikeouts and one walk or less (April 21-May 17), a modern MLB record
 - Was placed on the DL from June 27-Sept. 9 with a mild herniated disc in his lower back...went 11-2 with a 1.79 ERA (24 ER/121.0 IP) in 16 starts prior to the injury, which caused him to miss the All-Star Game...after returning from the disabled list on Sept. 9, he went 1-2 with a 1.29 ERA (4 ER/28.0 IP) in five starts
 - Was named the NL's May Pitcher of the Month
 - Appeared in five games (four starts) in the postseason, going 2-1 with a 4.44 ERA (12 ER/24.1 IP) and picking up the save in the Dodgers' NLDS Game 5 win at Washington

- 2015** · Went 16-7 with a 2.13 ERA in a career high-tying 33 starts in his fifth consecutive All-Star season
- His 301 strikeouts ranking as the fourth highest single-season total in franchise history behind Sandy Koufax's 1965 (382 SO), 1966 (317 SO) and 1963 (306 SO) seasons...marked his first time leading the Majors in Ks...tied his single-game career high with 15 strikeouts in a complete-game victory over the Giants on Sept. 2
 - Also ranked among the big league leaders in wins (16, 11th), ERA (2.13, 3rd), innings pitched (232.2, 1st), opponents' batting average (.194, 3rd), WHIP (0.88, 3rd), complete games (4, T-1st), pickoffs (10, 1st) and shutouts (3, T-1st)
 - Strung together 37.0 consecutive scoreless innings from July 3-Aug. 1
 - Selected as the National League's July Pitcher of the Month
 - Made his fifth consecutive Opening Day start on April 6 vs. San Diego, allowing three runs in 6.0 innings in a no-decision
 - Tossed 8.0 innings of one-run ball on Sept. 24, 2014 at San Francisco in the Dodgers' division-clinching win...according to Elias, Kershaw became the second pitcher in MLB history to throw a shutout with one hit or less in a division clincher (other: Mike Scott, Sept. 25, 1986 no-hitter, HOU vs. SF)
 - Went 1-1 with a 2.63 ERA (4 ER/13.2 IP) in the NLDS vs. the Mets, losing Game 1 and picking up the win in Game 4
- 2014** · Topped the Majors with 21 wins (21-3) and a 1.77 ERA in 27 starts, as he became the first-ever pitcher to win four consecutive MLB ERA titles, en route to being named National League Most Valuable Player and unanimously winning his second consecutive and third career Cy Young Award
- Also honored with the Players Choice Awards for Marvin Miller Man of the Year, MLB Player of the Year and Outstanding National League Pitcher, a selection as both Sporting News' and Baseball America's MLB Player of the Year and the Warren Spahn Award as the game's top left-hander
 - Earned 18 of 30 first-place MVP votes to become the 11th pitcher in the Cy Young Era (since 1956) to win the award
 - Received all 30 first-place Cy Young votes, making him the 14th pitcher to win by a unanimous vote in the NL
 - Led the Majors with an .875 winning percentage (21-3), the second-highest mark ever by a Dodger (min. 20 starts), behind only Preacher Roe's .880 winning percentage (22-3) in 1951...also topped the Majors with a 0.86 WHIP and six complete games, while ranking among the NL leaders in strikeouts (239, 3rd), opponents' batting average (.196, 2nd), shutouts (2, T-3rd) and strikeout-to-walk ratio (7.71, 1st)
 - Was selected to his fourth consecutive All-Star Game
 - Posted a career-best 11-game winning streak from June 2-Aug. 10
 - Selected as the National League's Pitcher of the Month in June (6-0, 0.82 ERA) and July (4-0, 1.07)...strung together 41.0 consecutive scoreless innings from June 13-July 10, the longest run of his career and tied for the fifth-longest streak in the Expansion Era
 - Took a perfect game bid into the seventh inning, retiring the game's first 18 hitters before Corey Dickerson reached on a Hanley Ramirez throwing error, and struck out a career-high 15 batters on 107 pitches in the Dodgers' 8-0 win in his first-career no-hitter on June 18 vs. Colorado
 - Picked up NL Player of the Week honors twice, the week of his no-hitter, June 16-22, and Sept. 8-14
 - Made his fourth consecutive Opening Day start and picked up the win in the Dodgers' 3-1 victory over the D-backs on March 22 at the Sydney Cricket Ground
 - Missed 32 games on the disabled list from March 23-May 5 with a Teres Major strain
 - Took the loss in NLDS Games 1 and 4 against St. Louis
- 2013** · Won his second-career Cy Young Award and his third consecutive MLB ERA title (1.83), going 16-9 in 33 starts and earning an All-Star selection
- Also led the Majors with a 0.92 WHIP, while ranking among the NL leaders in strikeouts (232, 1st), innings pitched (career-high 236.0, 2nd), wins (16, T-3rd), opponents' batting average (.195, 2nd), complete games (3, T-3rd), shutouts (2, T-1st) and pickoffs (7, 2nd)
 - Selected as the NL's July Pitcher of the Month and earned NL Player of the Week honors April 1-7
 - Made his third consecutive Opening Day start with a shutout and a tie-breaking, eighth-inning home run against the Giants on April 1
 - Went 1-2 with a 3.13 ERA (8 ER/23.0 IP) in four postseason starts...picked up the first postseason win of his career on Oct. 3 at Atlanta in Game 1 of the NLDS...tossed 17.0 consecutive scoreless innings without allowing an earned run (three unearned runs)
- 2012** · Led the Majors in ERA (2.53) for a second consecutive season and ranked second in the NL Cy Young voting, going 14-9 with a 2.53 ERA in 33 starts
- Ranked among the NL leaders in wins (14, T-16th), strikeouts (229, 2nd), opponents' batting average (.210, 2nd), innings pitched (227.2, 2nd), WHIP (1.02, 1st), pickoffs (11, 1st), quality starts (25, T-2nd) and home runs allowed per 9.0 innings (0.63, 6th)
 - Finished second in the National League Cy Young voting

- Won 12 straight home decisions from May 2, 2011-April 27, 2012, tying Ed Roebuck (6/4/60-8/29/62) and Orel Hershiser (9/20/84-10/2/85) for the longest home winning streak in L.A. Dodger history
 - Named National League Player of the Week for the period of May 14-20
 - Selected to his second consecutive All-Star Game via a selection by Manager Tony La Russa
- 2011**
- Had a breakout season, taking home the National League Cy Young Award, winning the league's pitching Triple Crown, playing in his first All-Star Game (selected via player ballot) and earnin a Gold Glove Award
 - Also picked up the Players Choice Award for Outstanding NL Pitcher, selected as a Sporting News NL All-Star, won the Warren Spahn Award as the Majors' top left-hander and honored by the Negro Leagues Baseball Museum as the NL Pitcher of the Year with the Bullet Rogan Award
 - In Cy Young voting, earned 207 overall points and 27 first-place votes (out of 32)...was the second-youngest Dodger to be honored with the award behind Fernando Valenzuela (20, 1981)
 - Was the third different Dodger pitcher to win the Triple Crown, joining Dazzy Vance (1924) and Sandy Koufax (1963, 1965 and 1966), and led the Majors with a 2.28 ERA, tied with Ian Kennedy for the NL lead with 21 wins and ranked first in the league with 248 strikeouts
 - Ranked among the NL leaders in opponents' batting average (.207, 1st), winning percentage (.808, 21-5, 2nd), innings pitched (233.1, 3rd), complete games (5, 3rd), shutouts (2, T-2nd) and WHIP (0.98, 1st)
 - Made his first Opening Day start, becoming the fifth-youngest Opening Day starter in L.A. history at 23 years, 12 days
 - Won the NL Pitcher of the Month in July and earned the league's Player of the Week, June 20-26
- 2010**
- Went 13-10 with a 2.91 ERA and led the team in wins, strikeouts (212), innings (204.1) and starts (32)...ranked fifth in the NL in strikeouts and his ERA ranked ninth among qualifying NL starters
 - Ranked fifth in the Majors with a .214 opponents' batting average
 - Tossed his first career complete game and shutout on Sept. 14 at San Francisco, allowing just four hits to beat the Giants 1-0...had started the most contests in franchise history (80) without a complete game
 - Allowed an average of just 0.57 home runs per 9.0 innings, the seventh-lowest mark in the NL...opposing hitters had just a .320 slugging percentage against him, which was the second-lowest mark on the Senior Circuit
- 2009**
- Went 8-8 with a 2.79 ERA (5th NL), while striking out 185 batters (11th NL) in his first full MLB season
 - Led all Major Leaguer pitchers by limiting hitters to a .200 average and a .282 slugging percentage
 - Fanned a then career-high 13 batters in his second start of the season on April 15 vs. San Francisco... became the youngest pitcher in Los Angeles Dodger history to strike out 13 or more batters in a game
 - On Sept. 6, separated his non-throwing shoulder while shagging flies in the outfield during batting practice...missed nearly three weeks of action, before returning to the mound on Sept. 22 at Washington
 - Tabbed as the Game 2 starter in the 2009 Division Series against the Cardinals and allowed just two runs in 6.2 innings...also started Game 1 of the 2009 LCS against Philadelphia
- 2008**
- The Majors' youngest player went 5-5 with a 4.26 ERA in 22 games (21 starts) over two stints in his first MLB action
 - Burst onto the scene as a 19-year-old in Spring Training (turned 20 on March 19), joining big league camp the first week in March, but began the year at Double-A Jacksonville
 - Made his MLB debut on May 25 vs. St. Louis, firing 6.0 innings of two-run ball in a no-decision (4-3 LA win in 10 innings)...at the time was the fourth-youngest starting pitcher in Los Angeles Dodger history at 20 years, 65 days
 - Earned his first big league win on July 27 vs. Washington, tossing 6.0 scoreless innings in the 2-0 Dodger win
 - With Jacksonville, went 2-3 with a 1.91 ERA in 13 games (11 starts)
 - Was on the Dodgers' NLDS roster against the Cubs, but did not appear in a game...made two appearances in the NLCS against Philadelphia, allowing a run in 2.0 innings of work
- 2007**
- Went 8-7 with a 2.95 ERA in a combined 25 starts with Single-A Great Lakes and Double-A Jacksonville as the Dodgers' top rated prospect...limited opponents to a .201 average, the fifth-lowest average in all of minor league baseball
 - Was a Midseason Midwest League All-Star and participated in the XM Radio All-Star Futures game
- 2006**
- In his first pro season, went 2-0 with a 1.95 ERA in 10 games (eight starts) with the Gulf Coast League Dodgers
 - Was selected as the 2006 Topps Minor League Player of the Year for the Gulf Coast Leagues

Amateur Highlights

Graduated from Highland Park (TX) High School in 2006...is the school's all-time leader with 38 career wins...as a senior, went 12-0 with a 0.77 ERA, and struck out 139 batters in 64.0 innings...was selected by USA Today as the High School Baseball Player of the Year...also was named the Gatorade National Player of the Year for baseball... entering the 2006 draft, was ranked by Baseball America as the No. 6 overall prospect – and the No. 1 high school pitching prospect – among draft-eligible players...was a high school football teammate of Detroit Lions quarterback Matthew Stafford.

Community Spotlight

Kershaw was honored with the 2012 Roberto Clemente Award, which recognizes a MLB player who best represents the game of baseball through positive contributions on and off the field, including sportsmanship and community involvement, and with the MLB Players Association's 2014 Marvin Miller Man of the Year Award, given to the player whose excellence on and off the field most inspire others to higher levels of achievement. Along with his wife, Ellen, founded their non-profit, Kershaw's Challenge, in 2011, which works to transform at-risk communities and the lives of children by partnering with organizations both locally and abroad to renew hope, one life at a time. The foundation supports local charities in Los Angeles, partnering with The Dream Center, as well as charities in his hometown of Dallas (Mercy Street), Zambia, Africa (Arise Africa) and the Dominican Republic (Cure International). In addition to financial support, Kershaw has made numerous visits to each organization, where he's assisted with community outreach programs, run baseball clinics/camps and donated/distributed essential daily supplies like food and clothing. The Kershaws have hosted an annual charity fundraising event in Los Angeles for the past five years, with Clayton's Texas BBQ & Hoedown in 2012 and Ping Pong 4 Purpose in 2013-18, with proceeds benefitting Kershaw's Challenge and also hosted a charity event in Dallas the past four years, Kershaw's Challenge Live benefit concert. More information can be found at KershawsChallenge.com.

Personal

Clayton Edward Kershaw...resides in Dallas with his wife, Ellen, and their daughter, Cali, and son, Charley...selected in the first round (7th overall) in the 2006 First-Year Player Draft and signed by Dodger scout Calvin Jones.

Clayton Kershaw's Career Pitching Record

Year	Team	W-L	ERA	G	GS	CG	SHO	SV	IP	H	R	ER	HR	HB	BB	SO	WP	BK	AVG
2006	GCL Dodgers	2-0	1.95	10	8	0	0	1	37.0	28	10	8	0	0	5	54	8	0	.201
2007	Jacksonville	1-2	3.65	5	5	0	0	0	24.2	17	13	10	4	0	17	29	1	1	.193
	Great Lakes	7-5	2.77	20	20	0	0	0	97.1	72	39	30	5	2	50	134	8	0	.203
2008	LOS ANGELES	5-5	4.26	22	21	0	0	0	107.2	109	51	51	11	1	52	100	7	0	.265
	Jacksonville	2-3	1.91	13	11	0	0	0	61.1	39	19	13	0	0	19	59	7	2	.179
2009	LOS ANGELES	8-8	2.79	31	30	0	0	0	171.0	119	55	53	7	1	91	185	11	2	.200
2010	LOS ANGELES	13-10	2.91	32	32	1	1	0	204.1	160	73	66	13	7	81	212	5	2	.214
2011	LOS ANGELES	21-5	2.28	33	33	5	2	0	233.1	174	66	59	15	3	54	248	5	1	.207
2012	LOS ANGELES	14-9	2.53	33	33	2	2	0	227.2	170	70	64	16	5	63	229	6	2	.210
2013	LOS ANGELES	16-9	1.83	33	33	3	2	0	236.0	164	55	48	11	3	52	232	12	2	.195
2014	LOS ANGELES	21-3	1.77	27	27	6	2	0	198.1	139	42	39	9	2	31	239	7	2	.196
	Chattanooga	0-0	1.80	1	1	0	0	0	5.0	6	2	1	0	0	2	9	0	0	.286
	Rancho Cucamonga	0-0	1.80	1	1	0	0	0	5.0	2	1	1	1	0	1	6	0	0	.118
2015	LOS ANGELES	16-7	2.13	33	33	4	3	0	232.2	163	62	55	15	5	42	301	9	3	.194
2016	LOS ANGELES	12-4	1.69	21	21	3	3	0	149.0	97	31	28	8	2	11	172	5	3	.184
	Rancho Cucamonga	0-0	0.00	1	1	0	0	0	3.0	1	0	0	0	0	0	5	0	0	.111
2017	LOS ANGELES	18-4	2.31	27	27	1	0	0	175.0	136	49	45	23	0	30	202	4	2	.212
	Oklahoma City	0-1	1.80	1	1	0	0	0	5.0	2	1	1	1	0	0	8	0	0	.125
2018	LOS ANGELES	9-5	2.73	26	26	0	0	0	161.1	139	55	49	17	2	29	155	10	0	.227
Major League-11 years		153-69	2.39	318	316	25	15	0	2096.1	1570	609	557	145	31	536	2275	81	19	.207
Dodger Totals-11 years		153-69	2.39	318	316	25	15	0	2096.1	1570	609	557	145	31	536	2275	81	19	.207
Minor League-6 years		12-11	2.42	52	48	0	0	1	238.1	167	85	64	11	2	94	304	24	3	.194

Clayton Kershaw's Career Postseason Pitching Record

Year	Team	W-L	ERA	G	GS	CG	SHO	SV	IP	H	R	ER	HR	HBP	BB	SO	WP	BK
2008	NLCS: LA vs. PHI	0-0	4.50	2	0	0	0	0	2.0	1	1	1	0	0	2	1	0	0
2009	NLDS: LA vs. STL	0-0	2.70	1	1	0	0	0	6.2	9	2	2	1	0	1	4	1	0
	NLCS: LA vs. PHI	0-1	9.45	2	1	0	0	0	6.2	5	7	7	2	1	6	6	3	0
2013	NLDS: LA vs. ATL	1-0	0.69	2	2	0	0	0	13.0	6	3	1	0	0	4	18	2	0
	NLCS: LA vs. STL	0-2	6.30	2	2	0	0	0	10.0	12	8	7	0	0	3	10	2	0
2014	NLDS: LA vs. STL	0-2	7.82	2	2	0	0	0	12.2	12	11	11	3	0	2	19	1	0
2015	NLDS: LA vs. NYM	1-1	2.63	2	2	0	0	0	13.2	7	4	4	2	0	5	19	0	0
2016	NLDS: LA vs. WAS	1-0	5.84	3	2	0	0	1	12.1	15	8	8	0	0	3	19	0	0
	NLCS: LA vs. CHC	1-1	3.00	2	2	0	0	0	12.0	9	5	4	2	0	1	10	0	0
2017	NLDS: LAD vs. ARI	1-0	5.68	1	1	0	0	0	6.1	5	4	4	4	0	3	7	0	0
	NLCS: LAD vs. CHC	1-0	2.45	2	2	0	0	0	11.0	7	3	3	2	0	2	9	0	0
	WS: LAD vs. HOU	1-0	4.02	3	3	0	0	0	15.2	9	7	7	2	0	5	17	0	0
2018	NLDS: LAD vs. ATL	1-0	0.00	1	1	0	0	0	8.0	2	0	0	0	1	0	3	0	0
	NLCS: LAD vs. MIL	1-1	4.09	3	2	0	0	0	11.0	9	6	5	1	0	4	13	0	0
	WS: LAD vs. BOS	0-2	7.36	2	2	0	0	0	11.0	14	9	9	3	0	3	10	0	0
Postseason Totals		9-10	4.32	30	24	0	0	1	152.0	122	78	73	22	2	44	165	9	0
LDS Totals		5-3	3.72	12	11	0	0	1	72.2	56	32	30	10	1	18	89	4	0
LCS Totals		3-5	4.61	13	9	0	0	0	52.2	43	30	27	7	1	18	49	5	0
WS Totals		1-2	5.40	5	4	0	0	0	26.2	23	16	16	5	0	8	27	0	0

Clayton Kershaw's Career Single-Game Bests

Low-Hit Complete Game:	0, June 18, 2014 vs. COL	Most Strikeouts:	15 (2x), last: Sept. 2, 2015 vs. SF
Most Innings Pitched Starter:	9.0 (25x), last: July 9, 2017 vs. KC	Most Walks:	6 (3x), last: April 25, 2018 vs. MIA
Most Innings Pitched Reliever:	2.0, Sept. 22, 2009 at WAS	Longest Winning Streak:	12 games, May 6-Sept. 1, 2017
Most Earned Runs Allowed:	9, April 26, 2009 at COL	Longest Losing Streak:	3 (5x), last: June 17-27, 2015

Clayton Kershaw's Career Fielding Record

Position	PCT	G	PO	A	E	TC	DP
Pitcher	.976	318	62	307	9	378	14

Career Transactions

- Selected by Los Angeles in the first round (seventh pick) of the 2006 First-Year Player Draft

Disabled List

- March 23-May 5, 2014 (teres major strain)
- June 27-Sept. 9, 2016 (mildly herniated disc, lower back)
- July 24- Sept. 1, 2017 (lower back strain)
- May 6 - May 31, 2018 (left biceps tendinitis)
- June 1 - June 23, 2018 (lower back strain)



KENTA

Maeda

RHP | 18

@Dodgers

Bats: Right **Throws:** Right**Height:** 6-1 **Weight:** 185**Opening Day Age:** 30**Born:** April 11, 1988 in Osaka, Japan**Resides:** Tokyo, Japan**Acquired:** Signed as a free agent on January 7, 2016**ML Service:** 3.000**MLB Debut:** April 6, 2016

Career Summary

- Right-hander enters his fourth Major League season after going 8-10 with two saves and a 3.81 ERA in 39 games (20 starts) in 2018
- Over three big league seasons, he has gone 37-27 with a 3.80 ERA and has posted a 1.17 WHIP in 100 games (77 starts)... his 37 wins since 2016 are tied for the eighth most in the National League during that time...has held right-handed batters to a .212 average
- As a starter, he has gone 34-24 with a 3.84 ERA in 77 starts, while posting a 1.18 WHIP and holding batters to a .234 average
- In 23 career relief appearances, he has gone 3-3 with a 3.16 ERA while posting a 1.13 WHIP and striking out 36 batters against only four walks
- Since making his ML debut in 2016, currently holds the 17th lowest opponents' batting average (.235) among big league starters (min. 70 GS)
- Has struck out 472 batters against 127 walks in 435.1 innings, posting a 3.72 strikeout-to-walk ratio and averaging 9.76 strikeouts per nine innings
- His 16 wins in 2016 were the second-most wins ever by a Los Angeles rookie, behind only Rick Sutcliffe (17-10, 1979), and tied for the second most ever in a single-season by a Japanese pitcher...led qualifying MLB rookie starting pitchers in starts (32), wins (16), opponents' batting average (.229), WHIP (1.14), innings pitched (175.2)
- Had a memorable MLB debut on April 6, 2016 at San Diego, picking up the win with 6.0 scoreless innings in a 7-0 LA victory and blasting a solo homer in his second big league at-bat
- Recorded his first career save in his first career relief appearance on June 9, 2017 against the Reds, allowing one run on three hits over 4.0 innings of relief while striking out six
- Compiled a 97-67 record with a 2.39 ERA in 218 games (217 starts) in eight professional seasons pitching in Japan with the Hiroshima Carp (2008-15)...was a two-time winner of the Sawamura Award, given to the best pitcher in Japanese baseball...recognized as the best fielding pitcher in Nippon Professional Baseball five times
- In 2010, won Japan's pitching triple crown with 15 wins (15-8), a 2.21 ERA and 174 strikeouts, becoming the youngest pitcher in Japan baseball history to accomplish the feat
- Pitched for Team Japan in the 2015 World Baseball Softball Confederation (WBSC) Premier12 and the 2013 World Baseball Classic, where he was selected to the All-Tournament team after posting a 2-1 record with a 0.60 ERA and striking out 18 in 15.0 innings in three starts
- Signed by Los Angeles as a free agent on January 7, 2016

Year-By-Year

- 2018** • Completed his third big league season going 8-10 with a 3.81 ERA (53 ER/125.1 IP) and two saves, while holding batters to a .240 average and posting a 1.26 WHIP...struck out 153 batter against 43 walks
- In 20 starts, Maeda went 6-7 with a 3.85 ERA (46 ER/107.2 IP), limiting batters to a .235 average while averaging 10.62 strikeouts per nine innings
 - Was a starter for 20 of his first 22 games of the season, making his last start on Aug. 10...moved exclusively to the bullpen starting Aug. 14
 - Made 19 relief appearances, going 2-3 with two saves while posting a 3.57 ERA (7 ER/17.02 IP)...struck out 26 batters against three walks out of the bullpen, while posting a 1.19 WHIP
 - Limited right-handed opponents to a .209/.270/.337 slash line, striking out 95 batters against 18 walks and

allowing only five home runs in 258 at-bats

- Worked out of the bullpen during the Dodgers' postseason run, allowing three runs in 6.2 IP (4.05 ERA) in eight appearances

2017 • Went 13-6 with one save and posted a 4.22 ERA in 29 games (25 starts) in his second season with the Dodgers

- Struck out 140 batters against just 34 walks in 134.1 innings, posting a 4.12 strikeout-to-walk ratio...also limited hitters to a .238 average, including holding right-handed batters to a .214 mark
- Made his first career stint in the bullpen, going 1-0 with one save and posting a 2.25 ERA (2 ER/8.0 IP) in four appearances...struck out 10 against just one walks, while also limiting the opposition to a .233 average
- Collected his first career save in his first career relief appearance on June 9 against the Reds, allowing one run on three hits over 4.0 innings while striking out six...became the first Dodger pitcher since Chan Ho Park (2008) to record a win as a starter, a win as a reliever and a save in the same season
- In 14 games (11 starts) at home, he went 8-1 with one save and posted a 2.88 ERA (22 ER/68.2 IP), compared to going 5-5 with a 5.62 ERA (41 ER/65.2 IP) in 15 games (14 starts) on the road
- Following the All-Star break, he ranked among National League pitchers (min. 50.0 IP) in strikeout-to-walk ratio (4.85, 3rd), opponents' OBP (.270, 6th), WHIP (1.10, 9th), wins (6, T-12th), strikeout per nine innings (10.07, 13th) and opponents' batting average (.225, 14th)
- Made his first career stint on the disabled list from May 11-25 with left hamstring tightness
- Was a key piece out of the bullpen during the postseason for the Dodgers, going 2-0 with a 0.84 ERA (1 ER/10.2 IP) in nine postseason relief appearances...struck out 10 against just two walks, while holding hitters to a .135 average (5-for-37)

2016 • In his first big league season, he went 16-11 with a 3.48 ERA (68 ER/175.2 IP) in 32 starts, while limiting the opposition to a .229 average

- Posted the second-most wins ever by a Los Angeles rookie, behind only Rick Sutcliffe (17-10, 1979), and his 16 wins tied for the second most ever in a single-season by a Japanese pitcher, behind only Daisuke Matsuzaka's 18 in 2008 with Boston (18-3)...his 16 wins were the most by a MLB rookie since 2012, when Yu Darvish and Wade Miley both had 16 victories
- Ranked among the overall NL leaders in wins (16, T-5th), ERA (3.48, 14th), WHIP (1.14, 10th), strikeouts (179, 12th), strikeout per nine innings (9.17, 7th), strikeout-to-walk ratio (3.58, 12th), opponents' batting average (.229, 11th), opponents' on-base pct. (.291, 11th) and opponents' slugging pct. (.359, 10th)
- Led qualifying MLB rookie starting pitchers in starts (32), wins (16), opponents' batting average (.229), WHIP (1.14), innings pitched (175.2) and strikeout-to-walk ratio (3.58)
- Picked up the win in his MLB debut on April 6 at San Diego, allowing five hits in 6.0 scoreless innings in a 7-0 LA win...at the plate, blasted a solo homer in his second big league at-bat, becoming the first Dodger to homer in his big league debut since shortstop Jose Offerman did so vs. the Montreal Expos on Aug. 19, 1990 and the first Dodger pitcher to homer in his Major League debut since Dan Bankhead vs. the Pittsburgh Pirates on Aug. 26, 1947
- Did not allow a run in his first two starts at San Diego and vs. Arizona before surrendering a run in the third inning of his third start on April 17, ending his streak at 14.0 innings to begin his career...Maeda's scoreless streak tied Pedro Astacio (14.0 IP, 1992) for the third longest to begin a career in Los Angeles history, behind only Dave Stewart (18.1 IP, 1978-81) and Bob Welch (15.1 IP, 1978)
- Made three postseason starts, going 0-1 with a 6.75 ERA (8 ER/10.2 IP)

Personal

Kenta Maeda (pronounced MAH-eh-da)...resides in Tokyo with his wife, Saho, daughter and son...is the eighth Japanese player in Dodger history...signed by the Dodgers as a free agent on January 7, 2016.

Kenta Maeda's Career Pitching Record

Year	Team	W-L	ERA	G	GS	CG	SHO	SV	IP	H	R	ER	HR	HB	BB	SO	WP	BK	AVG
2008	Hiroshima	9-2	3.2	19	18	1	1	0	109.2	103	43	39	10	3	35	55	0	1	---
2009	Hiroshima	8-14	3.36	29	29	3	1	0	193.0	194	82	72	22	3	29	147	2	0	---
2010	Hiroshima	15-8	2.21	28	28	6	2	0	215.2	166	55	53	15	7	46	174	2	0	---
2011	Hiroshima	10-12	2.46	31	31	4	2	0	216.0	178	61	59	14	6	43	192	4	0	---
2012	Hiroshima	14-7	1.53	29	29	5	2	0	206.1	161	46	35	6	9	44	171	2	0	---
2013	Hiroshima	15-7	2.1	26	26	3	1	0	175.2	129	46	41	13	2	40	158	1	0	---
2014	Hiroshima	11-9	2.6	27	27	1	1	0	187.0	164	61	54	12	2	41	161	4	1	---
2015	Hiroshima	15-8	2.09	29	29	5	0	0	206.1	168	49	48	5	6	41	175	3	0	---
2016	LOS ANGELES	16-11	3.48	32	32	0	0	0	175.2	150	72	68	20	8	50	179	6	0	.229
2017	LOS ANGELES	13-6	4.22	29	25	0	0	1	134.1	121	68	63	22	5	34	140	4	0	.238
	Rancho Cucamonga	0-0	2.25	1	1	0	0	0	4.0	6	3	1	0	0	2	1	0	0	.316
2018	LOS ANGELES	8-10	3.81	39	20	0	0	2	125.1	115	58	53	13	5	43	153	2	2	.240
Major League-3 years		37-27	3.80	100	77	0	0	3	435.1	386	198	184	55	18	127	472	12	2	.235
Dodger Totals-3 years		37-27	3.80	100	77	0	0	3	435.1	386	198	184	55	18	127	472	12	2	.235
Minor Leagues-1 year		0-0	2.25	1	1	0	0	0	4.0	6	3	1	0	0	2	1	0	0	.316
Japan Totals-8 years		97-67	2.39	218	217	28	10	0	1509.2	1263	443	401	97	38	319	1233	18	2	---

Kenta Maeda's Career Postseason Pitching Record

Year	Team	W-L	ERA	G	GS	CG	SHO	SV	IP	H	R	ER	HR	HBP	BB	SO	WP	BK
2016	NLDS: LA vs. WAS	0-1	12.00	1	1	0	0	0	3.0	5	4	4	1	1	2	4	0	0
	NLCS: LA vs. CHC	0-0	4.70	2	2	0	0	0	7.2	7	4	4	0	1	5	8	1	0
2017	NLDS: LAD vs. ARI	1-0	0.00	2	0	0	0	0	2.0	0	0	0	0	0	0	4	0	0
	NLCS: LAD vs. CHC	1-0	0.00	3	0	0	0	0	3.0	0	0	0	0	0	0	3	0	0
	WS: LAD vs. HOU	0-0	1.59	4	0	0	0	0	5.2	5	1	1	1	0	2	3	0	0
2018	NLDS: LAD vs. ATL	0-0	0.00	1	0	0	0	0	1.0	2	0	0	0	0	0	1	0	0
	NLCS: LAD vs. MIL	0-0	6.75	4	0	0	0	0	2.2	3	2	2	0	0	1	3	1	0
	WS: LAD vs. BOS	0-0	3.00	3	0	0	0	0	3.0	4	1	1	0	0	2	6	0	0
Postseason Totals		2-1	3.86	20	3	0	0	0	28.0	26	12	12	2	2	12	32	2	0
LDS Totals		1-1	6.00	4	1	0	0	0	6.0	7	4	4	1	1	2	9	0	0
LCS Totals		1-0	4.05	9	2	0	0	0	13.1	10	6	6	0	1	6	14	2	0
WS Totals		0-0	2.08	7	0	0	0	0	8.2	9	2	2	1	0	4	9	0	0

Kenta Maeda's Career Single-Game Bests

Low-Hit Complete Game:	None	Most Strikeouts:	13, July 10, 2016 vs. SD
Most Innings Pitched Starter:	8.1, May 10, 2017 vs. PIT	Most Walks:	5, June 19, 2018 at ChC
Most Innings Pitched Reliever:	4.0, June 9, 2017 vs. CIN	Longest Winning Streak:	5 games (2x), last: July 7-Aug. 13, 2017
Most Earned Runs Allowed:	7, August 31, 2017 at ARI	Longest Losing Streak:	3 games (2x), last: Sept. 27, 2016-April 4, 2017

Kenta Maeda's Career Fielding Record

Position	PCT	G	PO	A	E	TC	DP
Pitcher	.927	100	32	57	7	96	8

Career Transactions

- Signed by the Dodgers as a free agent on Jan. 7, 2016

Disabled List

- May 11-25, 2017 (left hamstring tightness)
- May 30 – June 13, 2018 (right hip strain)



RUSSELL

Martin

C | 55

@ russellmartin55

Bats: Right Throws: Right

Height: 5-10 Weight: 215

Opening Day Age: 36

Born: February 15, 1983 in East York, ON, Canada

Resides: ON, Canada

Acquired: Via trade with the Toronto Blue Jays on Jan. 11, 2019

ML Service: 12.150

ML Debut: May 5, 2006



Career Summary

- The Veteran backstop returns to Los Angeles for his 14th Major League season after spending two seasons each with the Yankees (2011-2012), and Pirates (2013-2014), and four with Toronto (2015-2018)
- Made his MLB debut on May 5, 2006 with the Dodgers vs. MIL, collecting two hits off Chris Capuano...His first home run came on May 7 off Dave Bush
- On June 6, 2006, he and Eric Gagne became the 1st French Canadian battery in Major League history
- Was named to the Topps All-Rookie Team in 2006
- Hit his first of four career grand slams in the 10th inning on April 21, 2007, a walk-off shot off Shawn Chacon
- Earned a 2007 Silver Slugger and Gold Glove award
- Participated in the 2009 World Baseball Classic for Canada
- Was one of three Yankees to hit an MLB-record three grand slams in a single game in a 22-9 rout of the Oakland Athletics at Yankee Stadium on August 25, 2011 (Granderson/Cano)
- Owns four walk-off home runs, with the last two coming in 2012
- Hit a pair of solo home runs in the Wild Card game on October 1, 2013 as the Pirates defeated the Cincinnati Reds 6-2
- In 2013, posted a .998 fielding percentage, making just two errors all season to rank 1st in the Majors
- Was originally selected by the Dodgers in the 17th round of the 2002 First Year Player Draft

Year-By-Year

- 2018** · Played in 90 games for Toronto slashing .194/.338/.325 with 25 RBIs and 10 home runs
- Started 71 games at catcher, 21 games at third base and three games at shortstop while makes one appearance in the outfield
 - Recorded his only three-RBI game of the season on April 6 against the Texas Rangers, finishing 3-for-4 with a home run in a 8-4 win for the Blue Jays
 - Allowed just three passed balls from behind the plate while throwing out 10 would-be base stealers on 68 total chances
- 2017** · Played 21 games at third base for Toronto, surpassing his career high from 2008 (11)...Had 16 starts at third, surpassing his career high from 2017 (9)
- Had a 16-game on-base streak from July 27-Aug. 20 while hitting .333 (16-for-48) with three doubles, three home runs, seven RBI and 11BB/12K (.484 OBP, 1.067 OPS)
 - Made his 1st start of the season at third base on May 9 vs. SEA and recorded a career-high 6 assists
 - Made his 1st career start at SS on May 26 at PHI...At 35 years and 100 days old, became the 7th oldest player all-time to make his 1st start at SS
 - Made his 1st career start/appearance in LF on May 28 at BOS...Became the 1st player to start at C, 3B, SS and LF within a season since Marty Martinez did so for the Angels in 1969
 - Went 3-for-3 on July 4 vs. NYM for his 3rd three-hit game of the season...Became one of seven active players with 500+ hits in both the AL and the NL (136th all-time)
- 2016** · Drove in at least one run from June 9-16, 2016, a career-high seven straight games (10 RBI total)...Became 14th player in Blue Jays history to record an RBI in seven straight games and the 1st catcher to do so
- Had a career-best 22-game on-base streak snapped on Aug. 5, 2016 at KC (.415 OBP over that span)
 - Recorded 7-HR and 19-RBI over an 11-game span from Aug. 13-26, 2016
 - Recorded 20+ home runs in back-to-back seasons for the first time in his career in 2015 (23) and 2016 (20)...also recorded 70+ RBIs in back-to-back seasons for the first time in his career with 77 in 2015 and 74 in 2016
- 2015** · Signed as a free agent with the Toronto Blue Jays to a five-year contract on November 18, 2014
- On June 13, 2015 at BOS, became the first player to hit a home run and have three passed balls in one game since Jason Varitek hit a home run and had five passed balls (Wakefield) for Boston in 1999
 - In 2015, was selected to represent Toronto for the 86th All-Star Classic in Cincinnati...Marked his 4th selection (2007-2008,2011), and his 2nd time as a starter (2007 with LAD)...Became the 3rd Blue Jay catcher overall (John Buck-2010, ErnieWhitt-1985) to be selected as an all-star
 - Clubbed his 23rd home run of the season on Oct. 2, 2015 at TB...Those 23 home runs set a new career high...It was his 22nd HR as a catcher, 2nd most by a catcher in a season in club history (Arenecibia – 23 in 2011)...His 46 extra base hits as a catcher that year also rank 2nd in club history behind Arenecibia (47 in 2011)
 - Hit the first three-run triple of the season by a big-league catcher on June 12, 2015 at BOS, and the 2nd of his career...In 2006 with the Dodgers, hit a three-run triple at Colorado...The only other active catcher who has generated a pair of three run triples in the Majors is Jonathan Lucroy, who did so twice within a span of 10 games in June of 2013
 - Drove in 18 runs in 16 games vs. NYY in 2015, matching the most RBIs against the Yankees in a single season by one of their former players in more than 50 years...Boston's Mike Lowell, who appeared in eight games for the Yankees in 1998, had 18 RBI against them during the 2007 campaign
 - Finished the 2015 season with a caught stealing percentage of 38.4, having thrown out 25 of 65 attempted base stealers...Those 25 CCS ranked 2nd in the AL (McCann-26)
 - Among AL catchers in 2015, ranked 1st in WAR (3.5), T-1st in XBH (46), 2nd in 2B (22), RBI (74) & HR (22), and 5th in hits (102)
- 2014** · Played in 111 games for the Pirates, hitting .295 with 11 homers and 67 RBI
- Finished among the top National League catchers in various categories, including homers (T-9th), RBI (4th), walks (2nd, 58), batting average (3rd) and hits (T-4th, 110)
 - Set a new career-mark with an .402 on-base percentage, while his .832 OPS was the second highest of his career
 - Finished 13th in the National League MVP ballot, his highest showing of his career after posting a 5.4 WAR
 - Batted .343 with 14 doubles, three homers and 35 RBI at home, while recording 8 of his 11 homers away from PNC Park
 - Ended the season on a high-note, batting .302 with 12 doubles, six homers and 36 RBI after the All-Star break

- Hit all his 11 homers against right-handed pitchers
 - Awarded the Wilson Defensive Player of the Year Award after leading all catchers with a .994 fielding percentage and 37 runners caught stealing...he was second in the MLB with 90 assists
- 2013**
- Signed a two-year, 17-million-dollar deal on November 30
 - Played in 127 games, batting .226 with 15 homers and 55 RBI
 - Named National League Player of the Week for the period ending April 28th after hitting .375 with four homers, six RBI and 23 total bases
 - His 15 homers were tied for fourth on the team and tied for fifth among NL catchers
 - Led all NL catchers with 103 assists, .998 fielding percentage and 36 caught stealing
 - In the NL Wild Card Game on October 1, Martin hit a pair of solo home runs as the Pirates defeated the Cincinnati Reds 6-2...he played in all six of the Pirates' postseason games, batting .294 with two homers and four RBI
 - Led the Pirates to the Wilson Team Defensive Player of the Year Award
- 2012**
- Clubbed 21 homers and drove in 53 runs in 133 games
 - Finished second among American League catchers in games (128), fourth in homers (21) and fifth in RBI (51)
 - 14 of his 21 homers came with the bases empty, while 13 of the homers came at home
 - Ended the season strong, batting .242 with 13 homers and 32 RBI Post All-Star break
 - Along with Robinson Canó and Curtis Granderson, Martin was one of the Yankees' three batters who hit an MLB record three grand slams in a single game in a 22-9 rout of the Oakland Athletics at Yankee Stadium on August 25
 - Made three errors in 128 games behind the plate, recording a .994 fielding percentage...his fielding percentage ranked third in the AL
 - One of seven backstops to catch over 1000.0 innings, finishing sixth in the Major Leagues with 1045.0 innings
- 2011**
- Signed a one-year deal for six-million dollars with New York (AL) after the Dodgers' non-tendered him the previous season
 - Played in 125 games for the Yankees, batting .237 with 18 homers and 65 RBI...he scored 57 runs and tallied 35 extra-base hits
 - Was fifth on the Yankees in homers and RBI while finishing eight in hits (99) and runs scored (57)
 - Led the AL catchers with 96 assists and 40 runners caught stealing
 - Elected to the American League All-Star team after batting .220 with 10 homers and 36 RBI in the first half
- 2010**
- Hit .248 with five homers and 26 RBI in 97 games for the Dodgers
 - Batted .268 with two homers, five RBI and 11 runs scored in the month of April
 - Suffered a torn labrum in his right hip when he was trying to avoid a tag at home plate in a game against the Padres on August 3, missed the rest of the season
- 2009**
- Played for Canada in the 2009 World Baseball Classic and homered against team USA at Rogers Centre
 - Batted .250 with 19 doubles, seven homers and 53 RBI in 143 games in his fourth Major League season
 - Started 133 games at catcher...ranked second in the Majors with his 133 starts behind the plate, trailing only Yadier Molina's 136...his 1201.0 innings at catcher led the Majors
 - Threw out 25 of 99 potential base stealers, a 25.3 percent caught stealing rate that ranked seventh in the Majors...only Detroit's Gerald Laird threw out more potential base stealers (39)
 - Stole his 60th career base on October 3 vs. Colorado to establish a Dodger franchise record for catchers...surpassed Johnny Roseboro, who had 59...tied the record September 5 vs. San Diego
- 2008**
- Led the team with a .385 on-base percentage and 90 walks...walked more times than he struck out (83)
 - Tied for the Major League-lead with 149 games caught (Jason Kendall)...led all National League catchers in runs (80) and stolen bases (18)
 - Finished the season batting .280 with 13 homers and 69 RBI, while slugging .396...his batting average ranked fourth on the team and his 13 homers were tied for fourth on the Dodgers
 - Has clubbed 10 or more homers in each of his first three seasons in the league, joining Andre Ethier as the first Dodger to accomplish the feat since Jackie Robinson (1947-49)
 - Led all Major League catchers with 149 games played while ranking second in starts (138) and innings caught (1,238)...posted a 3.62 catcher's ERA, which was the best mark in the NL and second-best mark in the Majors

- His 149 games caught are the most in franchise, breaking Mike Piazza's record of 146 games (1193, 96)
- Batted .356 (36-for-101) with 12 RBI and 12 runs scored in the month of May
- Played 11 games and made eight starts at third base, the first time he saw action there in his Big League career...was originally drafted as a third baseman in 2002 before being converted to catcher
- Is one of just three catchers (Ivan Rodriguez, Carlton Fisk) to have at least 10 homers, 60 RBI and 10 stolen bases in a season three times
- Named to the All-Star Game in New York-AL after getting voted in by the coaches and players...ended up catching 10 of the game's 15 innings...went 1-for-3...was the first Dodger position player to make back-to-back All-Star teams since Paul Lo Duca in 2003-04
- At the All-Star break, led the Dodgers with a .294 average, 49 runs scored, 53 walks, and a .394 on-base percentage, which also ranked 13th in the NL
- Hit .308 with a homer, three doubles, and five RBI in the NLDS against the Cubs, including a key, three-run double that sparked the club's Game 2 victory in Chicago

- 2007 • Was voted as the starting catcher for the National League All-Star team and went on to win the Rawlings Gold Glove Award and the Louisville Slugger Silver Slugger Award, becoming just the second Dodger to ever garner both of those honors in the same season and the first since Dusty Baker in 1981...is just the third catcher, joining Gary Carter (1981-82) and Benito Santiago (1988, '90), to win both the NL Silver Slugger and Rawling Gold Glove in the same season
- Awarded the annual Roy Campanella Award as the "Most Inspirational Dodger," which is voted upon by his teammates and coaches...was also honored with the Dodgers' Heart & Hustle Award, which is chosen by the MLB Players Alumni Association...was nominated for the Hank Aaron Award, which recognizes the best offensive performer from each league...named to the Sporting News National League All-Star team after the season
 - Led all National League catchers in hits (157), homers (19), runs (87), stolen bases (21), batting average (.297), on-base percentage (.380) and slugging percentage (.477)
 - Swiped 21 bases to lead all Major League catchers and set the single-season Dodger franchise record by a catcher...tied the mark (18 steals) set by Con Daily in 1892 on Aug. 1 in San Francisco...broke it with two thefts on Aug. 18, his only multi-steal game of the year...the second base bag was placed in the Dodger archives following the game
 - Became the first big league catcher to hit 15 homers and steal 20 bases in a season since Ivan Rodriguez in 1999
 - Hit 10 or more homers in each of his first two seasons in the Major Leagues, joining Andre Ethier as the first Dodgers to accomplish that feat since Jim Lefebvre (1965-66)
 - Led all Major League catchers with 145 games played and 1,254 innings caught...posted a 3.95 catcher's ERA, the fourth-best mark in the NL
 - Amassed 32 doubles, giving him the most doubles in Los Angeles Dodger history after his first two full seasons (58)...surpassing Eric Karros' record of 57 in 1992-93
 - Led the Dodgers in runs batted in (87) and became just the sixth catcher in Dodger history to collect 80 RBI in a season, joining Roy Campanella (6 times), Mike Piazza (5 times), Paul Lo Duca, Joe Ferguson and Bruce Edwards
 - Started 143 games behind the plate, tying Mike Piazza (1996) for the franchise record for starts by a catcher...his 145 games caught ranked third behind Piazza (146 in 1993 and 1996)
 - Was voted in as the starting catcher in the All-Star Game at San Francisco, becoming the first Dodger catcher to start the Midsummer Classic since Mike Piazza in 1997...when ballots were initially released, he was more than 140,000 votes behind the first-place catcher but came back to overtake Paul Lo Duca and start at AT&T Park in San Francisco...went 0-for-3 in the contest...became the first Canadian catcher in All-Star history and the shoes he wore during the game were sent to the Canadian Baseball Hall of Fame... became the third Canadian player to start an All-Star Game, joining Larry Walker (1997-99) and Jason Bay (2006)...was just the third Canadian Dodger to make an All-Star team, joining Eric Gagné and outfielder Grady Rosen, who was selected in 1945 but did not play
 - Was named the Tip O'Neill Award winner at season's end as the top Major League player from Canada
 - Became just the 11th Los Angeles Dodger to drive in 60 runs before the All-Star Break and the first since Jeff Kent, who had 60 RBI at the break in 2005
 - Hit .357 against left-handers with a .458 on-base percentage, which is the third-highest OBP by a Dodger in a season vs. lefties since 1974, behind Jimmy Wynn (.488 in 1975) and Mike Piazza (.477 in 1996)
 - Batted .329 (91-for-277) on the road
 - Homered in three consecutive games from May 30-June 1, a Dodger season-high
 - Scored a run in eight consecutive games from Aug. 15-23 to tie for a Dodger season-high

- Set a career high and tied a Dodger season-high with eight at-bats on April 29 at San Diego...caught all 17 innings of that game
- Blasted his first career grand slam and second career walk-off homer in the 10th inning on April 21 vs. Pittsburgh...the homer off Shawn Chacon was the 11th walk-off grand slam and the sixth extra-inning grand slam in franchise history
- Playing in front of about 40 family members and friends on June 19 in his first Major League game in his birth city of Toronto, homered and had two RBI against the Blue Jays
- Had a season-high 12-game hitting streak from June 21-July 2 where he batted .377 (20-for-53) with 12 RBI
- Registered his first-career multi-home run game on August 15th against Houston, taking Jason Jennings deep twice...was the first Dodger catcher with a multi-homer game since David Ross on Sept. 14, 2003
- Won the fan vote on dodgers.com to have his likeness depicted on the Aug. 2 Bobblehead Night, marking the first time in Los Angeles Dodger history that fans decided who would be on a promotional giveaway

2006 • Entered 2006 as the Dodger organization's fourth-best prospect, according to Baseball America, and finished tied for ninth in the Rookie of the Year balloting

- Hit .282 with 10 homers, 26 doubles, 65 RBI, 65 runs scored and 10 stolen bases in just 121 games...named to the Topps Major League Rookie All-Star team
- Ranked among the NL rookie leaders in average (.282, T-9th), runs (65, 7th), doubles (26, T-7th), triples (4, 8th), RBI (65, 7th), walks (45, T-7th), total bases (181,10th), on-base percentage (.355, 8th) and extra base hits (40, 9th)
- Called up from Triple-A Las Vegas on May 5 when starting catcher Dioner Navarro fractured his right wrist and was the starting catcher from that point forward
- His 65 RBI were the third most by an NL catcher and the most by a Dodger backstop since Paul Lo Duca had 72 in 2001
- Joined John Roseboro and Benito Santiago as the only catchers in history with 10 or more homers and stolen bases in their rookie season
- After being recalled on May 5, caught 117 games, the most of any NL catcher and second in the Majors behind Jason Kendall (118)...his 1,015.0 innings caught during that span ranked second in the Majors and he committed just six errors
- Threw out 26.0% percent of the baserunners attempting to steal on him (25-for-96)
- Did not commit an error in his first 250 chances...his catcher ERA was 3.93, good for third best in the National League
- Stole 10 bases, the most by a catcher in the National League and the most thefts by a Dodger backstop since John Roseboro stole 12 in 1962...became just the sixth Dodger catcher since 1900 to steal 10 or more bases, joining Lew Ritter (1904, '05), Otto Miller (1912), Al Lopez (1933), Mickey Owen (1942) and Roseboro (1958, 1962)
- Made his Major League debut on May 5 and collected his first Major League hit with an RBI double to right off Milwaukee pitcher Chris Capuano...belted his first Major League homer, a solo shot, on May 7 off Milwaukee's Dave Bush
- Hit the Dodgers' first walk-off home run of the season in the bottom of the 10th inning on August 13 vs. San Francisco for a 1-0 win...was the first extra-inning, walk-off homer in a 1-0 win in the Majors since 2002 (Paul Lo Duca)
- Hit the third of four consecutive home runs in the ninth inning on Sept. 18 against the Padres...the blast drew the club within one run at 9-8 and was the third time in Major League history a team hit four consecutive homers
- At the time of his call-up, was hitting .297 (22-for-74) at Triple-A Las Vegas and leading the squad with nine doubles...went 4-for-12 with two runs scored in the three NLDS games against the New York Mets
- Entering the year, Baseball America rated him as having the best strike-zone judgment and as the best defensive catcher in the Southern League and the entire Dodger farm system...FOXSports.com rated him as the 63rd-best prospect in baseball

2005 • Ranked third in the Double-A Southern League with a .311 batting average, while helping the Jacksonville Suns to the Southern League championship

- Had a .430 on-base percentage, the second-best mark in the Southern League
- Selected to play for the World Team in the 2005 XM Satellite Radio All-Star Futures Game
- Was named to the Southern League All-Star team
- Was rated as having the best strike-zone judgment and as the best defensive catcher in the Southern League and the entire Dodger farm system by Baseball America

- Earned Southern League Hitter of the Week honors during the week of May 30-June 5 after batting .409 with two homers and 10 RBI
 - Tabbed as the sixth-best prospect in the Dodger organization entering 2005 by Baseball America
- 2004** · Was invited to Spring Training as a non-roster player with the Big League club and appeared in four exhibition games
- Played in 122 games for High-A Vero Beach, recording a .250 batting average with 15 homers and 64 RBI
 - Selected to play in the FSL All-Star Game and was also chosen to the season-end FSL All-Star Team
 - Topped the FSL with 71 walks
 - Following the season, played for the Scottsdale Scorpions in the Arizona Fall League and batted .296 (16-for-54) with nine RBI in 17 games...was rated as the eighth-best prospect in the AFL by Baseball America
- 2003** · Converted to catcher and split the season between Single-A South Georgia and Rookie-level Ogden
- Began with South Georgia and hit .286 with three homers and 14 RBI in 25 games for the Waves...moved on to Ogden at the start of the Pioneer League campaign in June and batted .271 with 13 doubles, six homers and 36 RBI in 52 games with the Raptors
 - Led Pioneer League catchers with 63 assists
 - In the month of August, he hit .328 (21-for-64), collecting five homers, six doubles, 14 walks and 18 RBI
- 2002** · Was the regular third baseman for the Rookie-level Gulf Coast League Dodgers
- Had a .286 batting average with three doubles, three homers and 10 RBI in 41 games
 - Hit .095 in his first eight games, but batted .324 (36-for-105) the remainder of the season...walked 23 times against 18 strikeouts

Personal

Russell Nathan Jeanson Coltrane Martin Jr. ... his father, Russell Sr., is an accomplished saxophone player and played the National Anthem on his saxophone before a Dodgers/Pirates game on September 20, 2006 at Dodger Stadium and at Olympic Stadium prior to a Blue Jays/Reds exhibition contest in 2015... lived in Paris from ages 8-10...Is a graduate of Polyvalente Edouard-Montpetit High School in Montreal, the same high school attended by Eric Gagne... played third base at Chipola Junior College in Marianna, FL...was slated to attend North Carolina State University before being drafted by the Dodgers...selected to play for the Canadian team in the 2000 World Junior Championships...also chosen as a member of Canada's qualifying team for the 2004 Olympic Games...On June 18, 2009, announced a donation of \$600,000 over the next 10 years to the ONE DROP Foundation, whose mission is to fight poverty by supporting access to clean water...originally drafted by the Dodgers in the 17th round of the First-Year Player Draft out of Chipola College.

Russell Martin's Career Batting Record

Year	Team	AVG	G	AB	R	H	2B	3B	HR	RBI	SH	SF	HP	BB	SO	SB	CS	OBP	SLG	E
2002	GCL Dodgers	.286	41	126	22	36	3	3	0	10	2	0	4	23	18	7	1	.412	.357	9
2003	Ogden	.271	52	188	25	51	13	0	6	36	2	2	4	26	26	3	1	.368	.436	13
	South Georgia	.286	25	98	15	28	4	1	3	14	1	1	0	9	11	5	2	.343	.439	5
2004	Vero Beach	.250	122	416	74	104	24	1	15	64	0	8	10	72	54	9	5	.368	.421	9
2005	Jacksonville	.311	129	409	83	127	17	1	9	61	5	3	10	78	69	15	7	.430	.423	12
2006	LOS ANGELES (NL)	.282	121	415	65	117	26	4	10	65	1	3	4	45	57	10	5	.355	.436	6
	Las Vegas	.297	23	74	14	22	9	0	0	9	1	3	0	13	11	0	2	.389	.419	2
2007	LOS ANGELES (NL)	.293	151	540	87	158	32	3	19	87	0	6	7	67	89	21	9	.374	.469	14
2008	LOS ANGELES (NL)	.280	155	553	87	155	25	0	13	69	0	2	5	90	83	18	6	.385	.396	14
2009	LOS ANGELES (NL)	.250	143	505	63	126	19	0	7	53	2	1	11	69	80	11	6	.352	.329	7
2010	LOS ANGELES (NL)	.248	97	331	45	82	13	0	5	26	1	3	4	48	61	6	2	.347	.332	10
2011	NEW YORK (AL)	.237	125	417	57	99	17	0	18	65	1	3	5	50	81	8	2	.324	.408	11
2012	NEW YORK (AL)	.211	133	422	50	89	18	0	21	53	2	0	8	53	95	6	1	.311	.403	6
2013	PITTSBURGH	.226	127	438	51	99	21	0	15	55	1	1	8	58	108	9	5	.327	.377	2
2014	PITTSBURGH	.290	111	379	45	110	20	0	11	67	2	5	15	59	78	4	4	.402	.430	5
2015	TORONTO	.240	129	441	76	106	23	2	23	77	0	5	8	53	106	4	5	.329	.458	4
2016	TORONTO	.231	137	455	62	105	16	0	20	74	1	5	10	64	148	2	1	.335	.398	4
2017	TORONTO	.221	91	307	49	68	12	0	13	35	1	0	7	50	83	1	2	.343	.388	3
2018	TORONTO	.194	90	289	37	56	8	0	10	25	0	0	7	56	82	0	3	.338	.325	7
Major League- 13 years		.249	1610	5492	774	1370	250	9	185	751	12	34	99	762	1151	100	51	.349	.399	93
Dodger Totals- 5 years		.272	667	2344	347	638	115	7	54	300	4	15	31	319	370	66	28	.365	.396	51
Minor League- 5 years		.281	392	1311	233	368	70	6	33	194	11	17	28	221	189	39	18	.391	.419	50

Russell Martin's Career Postseason Batting Record

Year	Team	AVG	G	AB	R	H	2B	3B	HR	RBI	SH	SF	HP	BB	SO	SB	CS	OBP	SLG
2006	NLDS: LAD vs. NYM	.333	3	12	2	4	0	0	0	0	0	0	0	1	2	0	0	.385	.333
2008	NLDS: LAD vs. CHC	.308	3	13	2	4	3	0	1	5	0	0	0	1	3	0	0	.357	.769
	NLCS: LAD vs. PHI	.118	5	17	3	2	0	0	0	1	0	0	2	3	7	1	0	.318	.118
2009	NLDS: LAD vs. STL	.111	3	9	0	1	0	0	0	1	0	0	1	3	1	0	0	.385	.111
	NLCS: LAD vs. PHI	.250	5	16	2	4	1	0	0	2	0	0	1	1	3	0	0	.333	.313
2011	ALDS: NYY vs. DET	.176	5	17	3	3	1	0	0	0	0	0	2	2	4	0	0	.333	.235
2012	ALDS: NYY vs. BAL	.176	5	17	2	3	1	0	1	1	0	0	0	3	2	0	0	.300	.412
	ALCS: NYY vs. DET	.143	4	14	1	2	0	0	0	0	0	0	0	0	3	0	0	.143	.143
2013	WC: PIT vs. CIN	.750	1	4	2	3	0	0	2	2	0	0	0	0	0	0	0	.750	2.250
	ALDS: PIT vs. STL	.154	5	13	0	2	0	0	0	4	0	2	0	3	5	0	0	.278	.154
2014	WC: PIT vs. SF	.250	1	4	0	1	0	0	0	0	0	0	0	0	0	0	0	.250	.250
2015	ALDS: TOR vs. TEX	.200	4	15	2	3	2	0	0	1	0	0	2	1	3	0	0	.333	.333
	ALCS: TOR vs. KC	.091	4	11	1	1	0	0	0	0	0	0	1	3	5	0	0	.333	.091
2016	WC: TOR vs. BAL	.000	1	4	0	0	0	0	0	0	0	0	0	0	0	0	0	.000	.000
	ALDS: TOR vs. TEX	.083	3	12	2	1	0	0	1	1	0	0	0	2	5	0	0	.214	.333
	ALCS: TOR vs. CLE	.118	5	17	0	2	0	0	0	0	0	0	0	1	9	0	0	.167	.118
Postseason Totals		.185	57	195	22	36	8	0	5	18	0	2	9	24	52	1	0	.300	.303
WC Totals		.333	3	12	2	4	0	0	2	2	0	0	0	0	0	0	0	.333	.833
LDS Totals		.194	31	108	13	21	7	0	3	13	0	2	5	16	25	0	0	.321	.343
LCS Totals		.147	23	75	7	11	1	0	0	3	0	0	4	8	27	1	0	.264	.160

Russell Martin's Career Single-Game Bests

Most Hits:	5, August 25, 2011 vs. OAK	Most Stolen Bases:	2 (4x), last: June 29, 2010 at SF
Most RBI:	6, August 25, 2011 vs. OAK	Most Walks:	4, August 23, 2007 at PHI
Most Home Runs:	2 (12x), last: August 16, 2016 at NYY	Longest Hitting Streak:	15 games, May 5-20, 2010
Most Runs Scored:	3 (23x), last: May 29, 2017 vs. CIN	Grand Slams:	4, last: June 5, 2012 vs. NYY (Shields)

Russell Martin's Career Fielding Record

Position	PCT	G	PO	A	E	TC	DP
Catcher	.993	1519	11100	912	87	12099	78
Third Base	.943	50	21	78	6	105	6

Russell Martin's Career Catching Record

G	INN	CCS	SB	CS%	PB	CPKO	CERA
1519	12947.2	283	817	74.3	78	19	3.75

Career Transactions

- Drafted by Los Angeles in the 17th round of the 2002 amateur draft
- December 15, 2010: Signed by New York Yankees as a free agent
- November 30, 2012: Signed by Pittsburgh as a free agent
- November 18, 2014: Signed by Toronto as a free agent
- January 11, 2019: Acquired by Los Angeles from Toronto with cash

Disabled List

- August 4-November 2, 2010 (Labral tear in right hip)
- April 26- May 22, 2014 (Strained left hamstring)
- May 8-20, 2017 (Nerve irritation, left shoulder)
- August 12-Sept. 12, 2017 (Strained left oblique)



ADAM

McCreery

LHP | 62

@ADAMMcCreery51

Bats: Left **Throws:** Left

Height: 6-9 **Weight:** 250

Opening Day Age: 26

Born: December 31, 1992 in La Verne, CA

Resides: La Crosse, WI

Acquired: Via trade with Atlanta on Nov. 28, 2018

ML Service: 0.003

ML Service: August 9, 2018



Career Summary

- Enters his first season with the Dodgers' organization after spending the last three seasons with Atlanta
- Made his Big League debut on August 9, 2018, tossing 1.0 inning while allowing two runs on four hits against Washington
- Has spent five seasons in the minors, compiling an 8-10 mark with a 3.42 ERA and nine saves in 133 games...has fanned 243 batters against 121 walks in 189.2 innings...averaging 11.5 strikeouts per 9.0 innings and limiting hitters to a .218 batting average
- Acquired by the Atlanta Braves from the Los Angeles Angels in exchange for RHP Jhoulys Chacin on May 11, 2016.
- Originally drafted by the Los Angeles Angels in the 22nd round of the First-Year Player Draft in 2014

Year-By-Year

- 2018** • Split the season between Double-A Mississippi and Triple-A Gwinnett, recording a 2-5 record and a 3.62 ERA with two saves in 42 games
 - Made 34 appearances with the M-Braves, striking out 61 batters in 47.0 innings...led the team in strikeouts per 9.0 innings (11.7) and games finished (20)
 - Was promoted to Triple-A Gwinnett August 5, made one appearance (0 ER/1.0 IP), before being recalled by Atlanta on August 7
 - Made his Major League debut and only Big League appearance on August 9 against Washington, firing one inning and allowing two runs
 - Finished the season with Gwinnett, posting a 2.35 ERA (2 ER/7.2 IP) with 10 strikeouts and an opponent's batting average of .120
 - Went 2-0 with a 3.38 ERA (3 ER/8.0 IP) in seven games for the Peoria Javelinas in the Arizona Fall League... tied for the team lead in wins
 - Traded to the Dodgers for cash considerations on November 28
- 2017** • Split the season between Single-A Rome and High-A Florida, compiling a 2.74 ERA (19 ER/62.1 IP) with 90 strikeouts in 38 combined games
 - Established career-highs in saves (7), ERA, strikeouts and innings pitched
 - His 13.0 strikeout per 9.0 innings led all Atlanta minor leaguers with at least 50.0 innings pitched
 - Began the year with Rome, going 2-0 with a 2.84 ERA in 20 games...struck out 47 batters in 31.2 innings... allowed two runs in 18.0 innings (1.00 ERA) over his last 10 games with the R-Braves
 - Assigned to High-A Florida on June 23, where he finished the season going 1-1 with a 2.64 ERA and five saves in 18 games...fanned multiple batters in 13 of his 18 appearances with the Fire Frogs
 - Added to the 40-man roster on November 20
- 2016** • Spent the season with both the Rookie-level Danville Braves and Single-A Rome Braves, pitching to a combined 2-3 record and 4.19 ERA in 22 relief appearances
 - Started his Braves career with Danville, where he went 2-0 with a 3.86 ERA (8 ER/ 18.2 IP) and 19 strikeouts
 - Traded by the Los Angeles Angels for right-hander Jhoulys Chacin on May 11
- 2015** • Made 16 appearances for Rookie-level AZL Angels, posting a 2.41 ERA (5 ER/18.2 IP) with 28 strikeouts
 - Led the team and finished tied for third in the AZL with 13.5 strikeouts per 9.0 innings

- 2014 · Made his professional debut with the AZL Angels, going 1-1 with a 4.58 ERA in 19.2 innings pitched
- Earned his first professional win on June 25, going 2.0 innings against the AZL Giants
- Drafted by the Los Angeles Angels in the 22nd round of the First-Year Player Draft out of Azusa Pacific University

Personal

Adam Glenn McCreery...attended Arizona State University from 2012-2013, where he went 4-4 with a 5.85 ERA in two seasons for the Sun Devils...transferred to Azusa Pacific University for the 2014 season, going 5-3 with a 3.90 ERA (29 ER/67.0 IP) and 72 strikeouts...originally drafted by the Minnesota Twins in the 14th round (448th overall) of the 2011 First-Year Player Draft out of Bonita High School (CA), but did not sign...selected by the Los Angeles Angels in the 22nd round (659th overall) of the 2014 First-Year Player Draft

Adam McCreery's Career Pitching Record

Year	Team	W-L	ERA	G	GS	CG	SHO	SV	IP	H	R	ER	HR	HB	BB	SO	WP	BK	AVG
2014	AZL Angels	1-1	4.58	15	0	0	0	0	19.2	12	11	10	0	3	19	21	4	0	.179
2015	AZL Angels	0-0	2.41	16	0	0	0	0	18.2	10	6	5	0	1	14	28	4	0	.159
2016	Rome	0-3	4.60	11	0	0	0	0	15.2	18	14	8	0	1	7	14	2	0	.295
	Darville	2-0	3.86	11	0	0	0	0	18.2	15	12	8	0	2	6	19	6	0	.208
2017	Florida	1-1	2.64	18	0	0	0	5	30.2	21	11	9	1	0	23	43	5	0	.191
	Rome	2-0	2.84	20	0	0	0	2	31.2	26	17	10	0	2	15	47	0	0	.218
2018	ATLANTA	0-0	18.00	1	0	0	0	0	1.0	4	2	2	0	0	0	2	0	0	.571
	Gwinnett	0-0	2.35	8	0	0	0	0	7.2	3	2	2	0	1	4	10	0	0	.120
	Mississippi	2-5	3.83	34	0	0	0	2	47.0	48	30	20	1	1	33	61	13	0	.258
	Major League- 1 year	0-0	18.00	1	0	0	0	0	1.0	4	2	2	0	0	0	2	0	0	.571
	Minor League- 5 years	8-10	3.42	133	0	0	0	9	189.2	153	103	72	2	11	121	243	34	0	.218

Adam McCreery's Career Single-Game Bests

Low-Hit Complete Game:	---	Most Strikeouts:	2, August 9, 2018 at WAS
Most Innings Pitched Starter:	---	Most Walks:	---
Most Innings Pitched Reliever:	1.0, August 9, 2018 at WAS	Longest Winning Streak:	---
Most Earned Runs Allowed:	2, August 9, 2018 at WAS	Longest Losing Streak:	---

Adam McCreery's Career Fielding Record

Position	PCT	G	PO	A	E	TC	DP
Pitcher	---	1	0	0	0	0	0

Career Transactions

- Selected by the Los Angeles Angels in the 22nd round of the 2014
- Traded to the Braves from the Angels in exchange for RHP Jhoulys Chacin on May 11, 2016
- Traded to the Dodgers from the Braves on Nov. 28, 2018

Disabled List

- Has not been on the disabled list in the Major Leagues



MAX

Muncy

INF | 13

@maxmuncy9

Bats: Left **Throws:** Right

Height: 6-0 **Weight:** 215

Opening Day Age: 28

Born: August 25, 1990 in Midland, TX

Resides: Dallas, TX

Acquired: Signed as a free agent on April 28, 2017

ML Service: 2.027

ML Debut: April 25, 2015



Career Summary

- The 28-year-old enters his eighth professional season and his third in the Dodger organization after a breakout year in 2018
- Over three big league seasons with the Athletics (2015-16) and Dodgers (2018), he has hit .239 with 27 doubles, three triples, 40 homers and 96 RBI in 233 games
- Had a breakout season in 2018, leading the Dodgers with 35 home runs (T-5th, NL) and a .582 slugging percentage...participated in the Home Run Derby and was selected for the NL's All-Star Final Vote, where he placed third
- Ended the longest World Series game in history (2018 Game 3) when he hit a walk-off home run in the 18th inning off of Red Sox pitcher Nathan Eovaldi
- Has appeared defensively at first base (107 games), second base (34 games) and third base (55 games), while also appearing in 17 games in right field and 10 games in left field
- Made his MLB debut on April 25, 2015 with Oakland vs. Houston, and picked up his first big league hit with a seventh-inning single off Scott Feldman
- Stroked his first career Major League home run on May 17, 2015 against the White Sox with a two-run shot off of Jeff Samardzija
- In 568 career minor league games, he has slashed .276/.382/.438 with 111 doubles, 12 triples, 62 home runs and 295 RBI
- Selected by Oakland in the fifth round of the 2012 First-Year Player Draft

Year-By-Year

- 2018**
- Saw his first action as a Dodger after entering the season as a non-roster invitee in big league camp...hit .263 with a .391 OBP, 35 homers and 79 RBI in 137 games with Los Angeles
 - Led the Dodgers in both slugging percentage (.582) and home runs, which tied for fifth in the National League...among players with 375 or more AB, ranked among the NL's best in OBP (7th), SLG (2nd) and OPS (2nd), behind only the league's MVP Christian Yelich
 - Batted .293 (27-for-92) and ranked second on the team with 79 RBI
 - Nearly made the All-Star team after finishing third in the NL's Final Vote, but still participated in the Home Run Derby where he won the first round against the Cubs' Javier Baez before being eliminated by the eventual champion Bryce Harper
 - Appeared in all 16 of the Dodgers' Postseason games, going 10-for-50 (.200) with three homers and six RBI...ended the longest World Series game in history when he hit a walk-off home run in the 18th inning off of Red Sox pitcher Nathan Eovaldi to end Game 3...it was the longest World Series game in history in both time (seven hours and 20 minutes) and innings
 - Had his contract selected by the Dodgers from Triple-A Oklahoma City on April 17...slashed .313/.421/.563 in nine games with OKC
- 2017**
- Spent the entire season with Triple-A Oklahoma City, slashing .309/.414/.491 with 62 runs, 20 doubles, one triple, 12 homers and 44 RBI in 109 games
 - Averaged .366 with runners in scoring position while posting a .309 mark with runners on base
 - Excelled against right-handed pitchers, as he posted a .323 average, compared to a .258 mark against lefties

- Made his first career pitching appearance, allowing just two hits over 2.1 scoreless innings over three relief appearances
- 2016 · Split the season between Oakland and Triple-A Nashville, hitting .186 with two homers and eight RBI in 51 big league games over three stints with the A's
 - Batted .251 with eight home runs and 26 RBI in 64 games with Triple-A Nashville...posted a .360 OBP
- 2015 · Saw his first big league action in his fourth professional season, batting .206 with three homers and nine RBI in 45 games over four stints with Oakland
 - Made his MLB debut on April 25 vs. Houston, and picked up his first big league hit with a seventh-inning single off Scott Feldman
 - Blasted his first big league homer off Jeff Samardzija on May 17 vs. the White Sox
 - Had only two plate appearances in the Majors vs. left-handed pitchers (0-for-1, BB) with his other 110 PA coming vs. righties
 - Reached the Triple-A level for the first time, and appeared in 60 games with Nashville, batting .274 with four homers and 35 RBI
- 2014 · Spent the entire campaign with Double-A Midland, earning a Texas League mid-season All-Star selection after hitting .264 with 23 doubles, seven homers and 63 RBI in 122 games
 - Led the Texas League with a .385 OBP and 87 walks, which tied for fifth in all of minor league baseball...also ranked among the league's best in doubles (8th), RBI (3rd), hits (115, 10th) and OPS (.764, 9th)
 - Named Texas League Player of the Week for the week of July 14-20 after going 10-for-23 (.435) with six runs scored, one double, three home runs, 16 RBI and 10 walks
 - Batted .237 with two home runs, three RBI, three walks and seven runs scored in nine postseason games to help Midland win the Texas League Championship
- 2013 · Began the year at Single-A Stockton and hit .285 with 21 home runs and 76 RBI in 93 games before earning a promotion to Double-A Midland July 14...hit .250 with the RockHounds and batted a combined .273 with 25 home runs and 100 RBI in 140 games overall
 - Tied for second in minor league baseball in games played and tied for 10th in RBI
 - Led the A's farm system in home runs, RBI, walks (88) and total bases (249), ranked third in runs (89), hits (143) and extra base hits (53), fourth in slugging (.476) and fifth in on-base percentage (.381)
 - Had a .400 on-base percentage with Stockton, which ranked fourth in the California League
 - Was named to the Cal League mid-season All-Star team
- 2012 · Made his professional debut with Single-A Burlington and hit .275 with 20 doubles, two triples, four home runs and 23 RBI in 64 games
 - Drew 41 walks for a .383 on-base percentage

Personal

Maxwell Steven Muncy...resides in Keller, TX with his wife Kellie...graduated from Keller (TX) High School...attended Baylor University, where he was a Freshman All-American (2010), breaking Baylor freshman school records of HR (11) and RBI (53) and was a two-time All-Big 12 Conference selection at first base (2011 and 2012) for the Bears... selected by Oakland in the fifth round of the 2012 First-Year Player Draft and signed by scout Armann Brown.

Max Muncy's Career Batting Record

Year	Team	AVG	G	AB	R	H	2B	3B	HR	RBI	SH	SF	HBP	BB	SO	SB	CS	OBP	SLG	E
2012	Burlington	.275	64	229	34	63	20	2	4	23	0	3	1	41	37	3	1	.383	.432	6
2013	Midland	.250	47	172	22	43	12	2	4	24	0	1	0	24	34	0	1	.340	.413	6
	Stockton	.285	93	351	67	100	13	1	21	76	0	6	7	64	68	1	1	.400	.507	3
2014	Midland	.264	122	435	59	115	23	3	7	63	0	6	2	87	92	7	2	.385	.379	8
2015	OAKLAND	.206	45	102	14	21	8	1	3	9	0	1	0	9	31	0	0	.268	.392	6
	Nashville	.274	60	212	24	58	14	1	4	35	0	4	1	26	58	0	1	.350	.406	6
2016	OAKLAND	.186	51	113	13	21	2	0	2	8	0	0	0	20	24	0	0	.308	.257	1
	Nashville	.251	64	223	34	56	7	2	8	26	1	4	5	35	54	5	0	.360	.408	1
2017	Oklahoma City	.309	109	320	62	99	20	1	12	44	0	1	4	54	84	3	6	.414	.491	11
2018	LOS ANGELES	.263	137	395	75	104	17	2	35	79	0	2	5	79	131	3	0	.391	.582	13
	Oklahoma City	.313	9	32	7	10	2	0	2	4	0	0	0	6	5	0	0	.421	.563	2
Major League-3 years		.239	233	610	102	146	27	3	40	96	0	3	5	108	186	3	0	.357	.490	20
Dodger Totals-1 year		.263	137	395	75	104	17	2	35	79	0	2	5	79	131	3	0	.391	.582	13
Minor League-7 years		.276	568	1974	309	544	111	12	62	295	1	25	20	337	432	19	12	.382	.438	43

Max Muncy's Career Postseason Batting Record

Year	Team	AVG	G	AB	R	H	2B	3B	HR	RBI	SH	SF	HP	BB	SO	SB	CS	OBP	SLG
2018	NLDS: LAD vs. ATL	.182	4	11	4	2	0	0	2	4	0	0	0	6	5	1	0	.471	.727
	NLCS: LAD vs. MIL	.182	7	22	3	4	0	0	0	1	0	0	0	4	13	0	0	.308	.182
	WS: LAD vs. BOS	.235	5	17	3	4	1	0	1	1	0	0	0	2	5	0	0	.316	.471
Postseason Totals		.200	16	50	10	10	1	0	3	6	0	0	0	12	23	1	0	.355	.400
LDS Totals		.182	4	11	4	2	0	0	2	4	0	0	0	6	5	1	0	.471	.727
LCS Totals		.182	7	22	3	4	0	0	0	1	0	0	0	4	13	0	0	.308	.182
WS Totals		.235	5	17	3	4	1	0	1	1	0	0	0	2	5	0	0	.316	.471

Max Muncy's Career Single-Game Bests

Most Hits:	3 (2x), last: Aug. 10, 2018 at COL	Most Stolen Bases:	1 (3x), last: Aug. 20, 2018 vs. STL
Most RBI:	4 (2x), last: Sept. 23, 2018 vs. SD	Most Walks:	4, Sept. 15, 2018 at STL
Most Home Runs:	2 (2x), last: July 3, 2018 vs. PIT	Longest Hitting Streak:	8 games, June 3-12, 2018
Most Runs Scored:	3 July 2, 2018 vs. PIT	Grand Slams:	None

Max Muncy's Career Fielding Record

Position	PCT	G	PO	A	E	TC	DP
First Base	.989	107	595	34	7	636	40
Second Base	.992	34	49	75	1	125	17
Third Base	.887	55	14	80	12	106	4
Outfield	1.000	27	31	1	0	32	0

Career Transactions

- Selected by Oakland in the fifth round of the 2012 First-Year Player Draft
- April 28, 2017: Signed by Los Angeles as a free agent

Disabled List

- Has not been on the disabled list in the Major Leagues



JOC

Pederson

OF | 31

@yungjoc650

Bats: Left **Throws:** Left**Height:** 6-1 **Weight:** 220**Opening Day Age:** 26**Born:** April 21, 1992 in Palo Alto, CA**Resides:** Palo Alto, CA**Acquired:** Selected in the 11th round of the 2010 First-Year Player Draft**ML Service:** 4.028**MLB Debut:** Sept. 1, 2014

Career Summary

- Power-hitting outfielder enters his sixth Major League season with a .228/.339/.456 slashline with 87 home runs and 213 RBI in 556 games with the Dodgers
- Since his first full big-league season in 2015, ranks among NL outfielders in home runs (87, 10th), walks (234, 7th) and OPS (.801, 11th)
- His 87 home runs through his first five seasons rank as the sixth most in Los Angeles history, behind Mike Piazza (128), Raul Mondesi (100), Andre Ethier (98) and Matt Kemp/Eric Karros (89)
- During the course of his career, he has ranked among the NL's best (min. 1750 PA) in pitches per plate appearances (4.19, 4th) and walks per plate appearances (7.67, 5th)
- Ranks among the all-time Los Angeles leaders in Postseason runs (18, T-7th), doubles (6, T-3rd), homers (6, T-4th), SLG (.471, 4th) and games (43, 7th)
- Earned an All-Star selection and participated in the Home Run Derby in 2015 becoming the first Dodger rookie position player to earn a start in the Midsummer Classic
- Blasted his first big league home run on April 12 at Arizona with a sixth-inning solo shot off A.J. Schugel...hit his first grand slam on May 1 off Arizona's Rubby De La Rosa at Dodger Stadium
- Made his MLB debut on Sept. 1, 2014 as a pinch-hitter and picked up his first big league hit with a second inning single off Doug Fister on Sept. 2 vs. Washington, his first-career start
- Was twice tabbed as the Dodgers' Branch Rickey Minor League Player of the Year, winning the award in 2012 at Single-A and again in 2014 at Triple-A, when he posted a historic 30-home run/30-steal season
- Selected by the Dodgers in the 11th round of the 2010 First-Year Player Draft

Year-By-Year

- 2018** · In his fifth big league season, he slashed .248/.321/.522 with 65 runs, 27 doubles (career-high), three triples (career-high), 25 home runs and 56 RBI in 148 games
- In 59 games as the leadoff hitter, posted a .309 (17-for-55)/.356/.818 slashline with two doubles and eight home runs...his eight leadoff homers were tied for the second most in the Majors with the Braves' Ronald Acuña Jr. and the Cardinals' Matt Carpenter, while trailing just the Indians' Francisco Lindor for the most (9)...also broke the Dodgers leadoff home run record, surpassing Davey Lopes, who hit seven in 1979... hit a leadoff home run in back-to-back games on August 2-3, joining Carl Furillo as the only Dodgers to accomplish the feat (July 12 and 13, 1951) - Source: Stats LLC
 - Hit .260 against right-handed pitchers, compared to a .170 batting average against lefties...hit 24 of his 25 home runs off right-handers
 - Saw time at all three outfield positions, appearing in 116 games in left field, 32 games in center field and two games in right field...also collected six outfield assists, which tied for the 16th most in the NL
 - Collected a career-high four hits three times (April 28 at SF, June 2 at COL and July 24 at PHI)...his three four-hit games were the most on the team and tied for the eighth most in the NL
 - Appeared in all 16 of the Dodgers' Postseason games, going 8-for-39 (.205) with six runs, a double, two homers and two RBI...hit safely in each game of the NLDS vs. Atlanta to extend his Postseason hitting streak to 10 games, batting .313 (10-for-32) with three doubles, four homers and six RBI during the run, which began in Game 2 of the 2017 World Series vs. Houston
- 2017** · Spent majority of the season with Los Angeles, hitting .212 with 44 runs, 20 doubles, 11 home runs and 35 RBI along with a .331 on-base percentage in 102 games
- Stroked 10 of his 11 home runs off of right-handed pitchers
 - Appeared mostly in center field throughout the season (92 games), but also played four games in left field...posted a .993 fielding percentage in the outfield, recording just one error in 676.2 innings
 - Drove in a career-high five runs and slugged the Dodgers first homer of the 2017 season with a grand slam in the third inning on Opening Day...it was the first Dodgers OD grand slam since Eric Karros, who accomplished the feat on April 3, 2000 at Montreal and his five RBI were the most by a Dodger in a season-opener since Raul Mondesi, who recorded six RBI on April 5, 1999 against Arizona
 - Made two different disabled list stints: placed on the 10-day disabled list on April 24-May 5 with a right groin strain and was placed on the seven-day concussion DL from May 24-June 13
 - Appeared in a combined 20 games with Single-A Rancho Cucamonga and Triple-A Oklahoma City, going 12-for-72 (.167) with one doubles, three homers and nine RBI
 - Made the Dodgers NLCS and World Series roster during the clubs postseason run, slashing .304 (7-for-23)/.360/.826 with seven runs, three doubles, three home runs and five RBI in 11 games...during the World Series, he hit .333 (6-for-18) with six runs, two doubles, three homers and five RBI along with a .944 slugging percentage in six games...became just the fourth player (fifth time overall) in Dodger history to collect at least three homers in a single WS, joining Duke Snider (4 HR, 1952 and 1955), Reggie Smith (3 HR, 1977) and Davey Lopes (3 HR, 1978)...according to STATS LLC., also became just the first player in Major League history to collect a hit and run scored in each of his first six career WS games and became just the fourth player to record 1+ hit and 1+ run in six-plus games in a single World Series, joining George Kelly (6 in 1924), Ron Fairly (7 in 1965) and Willie Stargell (6 in 1979)
- 2016** · Posted a .847 OPS, batting .246 with a .352 on-base percentage, a .495 slugging percentage, 26 doubles, 25 homers and 68 RBI in 137 games
- Tied for 10th among NL outfielders with 25 home runs...according to ESPN's Home Run Tracker, averaged 412.1 feet per home run, the seventh-longest in the Majors...led the Dodgers and ranked 14th in the Majors with a 93.2 average exit velocity (Source: Baseball Savant)
 - Batted .281 with runners in scoring position
 - Saw an average of 4.18 pitches per plate appearance, the 10th most in the NL (min. 400 AB) and drew a walk every 7.56 plate appearances (8th, NL)
 - Placed on the DL from July 1-19 with a sprained right AC joint, suffered in a collision with the outfield wall June 28 at Milwaukee
 - Went 9-for-36 (.250) with five runs, two doubles, a homer and four RBI in 11 postseason games...had the game-tying home run off Max Scherzer in the seventh inning of NLDS Game 5, which ignited the Dodgers' rally
- 2015** · Appeared in 151 games in his first full Major League season, batting .210 with 26 home runs and 54 RBI
- Tied with Chicago's Kris Bryant for the most home runs by a MLB rookie with 26, which tied for the second-most by a rookie in Dodger franchise history, behind only Mike Piazza's 35 in 1993
 - In addition to home runs, also led MLB rookies in walks (92) and ranked among the NL's best rookies in runs (67, 3rd), hits (101, 10th), doubles (19, T-10th), RBI (54, T-6th)...ranked second with 170 strikeouts
 - Averaged 421.7 feet on his 26 home runs, the longest average distance of any MLB hitter this year (min. 18 HR) according to ESPN Home Run Tracker

- Homered in five consecutive games from May 31-June 3, setting a Dodgers rookie record and tying for the franchise record for consecutive games with a home run
- Hit 20 of his 26 home runs before the All-Star break...his 20 home runs were the second most ever for an NL rookie before the All-Star break, behind only the 21 hit by Dave Kingman (1972, SF) and Albert Pujols (2001, STL)
- Earned an All-Star selection, via player balloting, and was the first Dodger rookie position player to start in the Midsummer Classic...was the runner-up to Todd Frazier in the Home Run Derby
- Made his first Opening Day roster and his first Opening Day start on April 6 vs. San Diego
- Blasted his first big league home run on April 12 at Arizona with a sixth-inning solo shot of A.J. Schugel...hit his first grand slam on May 1 off Arizona's Rubby De La Rosa at Dodger Stadium...recorded his first multi-home run game on May 6 at Milwaukee
- Appeared in all five of the Dodgers' NLDS games vs. New York, including two starts in center field...went 0-for-4 with four walks
- Selected as the Dodgers' 2015 Heart and Hustle Award winner by the Major League Baseball Players Alumni Association

- 2014**
- Posted just the fourth 30-home run/30-stolen base campaign in Pacific Coast League history with Triple-A Albuquerque and earned a September call-up for his first big league action
 - Batted .303 and led the PCL with 33 home runs, 106 runs scored and 100 walks, while ranking among the league leaders in RBI (78, 10th), stolen bases (30, 3rd), on-base percentage (.435, 2nd) and slugging percentage (.582, 9th) in 121 games
 - Honored as a midseason Pacific Coast League All-Star, a selection to the All-PCL Team and as the league's Most Valuable Player and Rookie of the Year...was also selected by Baseball America to the publication's Minor League All-Star Team.
 - Was honored as the Dodgers' Branch Rickey Minor League Player of the Year for the second time (also: 2012)...shared the honor with Corey Seager
 - Was promoted to the big league club on Sept. 1 and made his Major League debut that night...collected his first big league hit on Sept. 2 with a second-inning single to center off Washington's Doug Fister
- 2013**
- Honored as a Double-A Southern League Midseason and Postseason All-Star and also participated in the MLB All-Star Futures Game, batting .278 with 22 homers and 58 RBI in 123 games for Chattanooga
 - Led the Southern League with a .497 slugging percentage and ranked among the league leaders in home runs (22, T-2nd), stolen bases (31, T-3rd), OBP (.381, 3rd), slugging (.497, 1st), extra-base hits (49, T-4th), runs scored (81, 2nd), total bases (218, 5th) and walks (70, 4th)
- 2012**
- Selected as the Dodgers' Branch Rickey Minor League Player of the Year as one of the youngest players in the California League, batting .313 with 26 steals, 26 doubles, four triples, 18 home runs and 70 RBI in 110 games for Single-A Rancho Cucamonga
 - Ranked among the California League leaders in batting average (8th), on-base percentage (.396, 6th) and slugging percentage (.516, 9th)
 - Following the season, played for Mesa in the Arizona Fall League and also appeared for Team Israel in its World Baseball Classic qualifier, batting .308 (4-for-13) with three steals and three runs scored in three games
- 2011**
- Selected as a Topps/Minor League Baseball Short Season-A/Rookie All-Star, combining to hit .323 with a .407 OBP, 11 homers and 65 RBI in 84 games with Single-A Great Lakes and Rookie-advanced Ogden
 - Ranked among the Pioneer leaders in batting average (.353, 4th), home runs (11, T-6th), on-base percentage (.429, 2nd), slugging percentage (.568, 7th), stolen bases (24, T-3rd) and RBI (64, 1st) in 68 games
 - Recognized as a Pioneer League All-Star and was tabbed by Baseball America as a Rookie All-Star
- 2010**
- Appeared in only three games with the AZL Dodgers after signing with the club on Aug. 16
 - Was named top prospect in the 2010 Hawaii Collegiate Baseball League by Baseball America

Amateur Highlights

Helped lead Palo Alto (CA) High School to a Santa Clara Valley Athletic League De Anza Division title and selected as co-league MVP as a senior in 2010...named First Team All-SCVLA as a junior in 2009

Personal

Joc R. Pederson...resides in Los Angeles, CA with wife, Kelsey and daughter Poppy...committed to play baseball at the University of Southern California prior to signing with the Dodgers...father Stu was drafted by the Dodgers in 1981 and played in eight games in the Majors in 1985...teamed with his brother Champ, who has Down syndrome, and New Era to design a hat with the family motto "Live like a Champ" with 31% of sales benefitting Best Buddies, a charity supporting people with intellectual and developmental disabilities...brother, Tyger, an infielder, was selected by the Dodgers in the 33rd round of the 2013 draft...selected by the Dodgers in the 11th round of the 2010 First-Year Player Draft and signed by scout Orsino Hill.

Joc Pederson's Career Batting Record

Year	Team	AVG	G	AB	R	H	2B	3B	HR	RBI	SH	SF	HBP	BB	SO	SB	CS	OBP	SLG	E
2010	AZL Dodgers	.000	3	7	1	0	0	0	0	0	0	0	1	4	5	0	0	.417	.000	0
2011	Great Lakes	.160	16	50	4	8	0	0	0	1	1	0	2	7	9	2	0	.288	.160	2
	Ogden	.353	68	266	54	94	20	2	11	64	0	5	3	36	54	24	5	.429	.568	5
2012	Rancho Cucamonga	.313	110	434	96	136	26	4	18	70	2	2	10	51	81	26	14	.396	.516	2
	Chattanooga	.278	123	439	81	122	24	3	22	58	2	3	5	70	114	31	8	.381	.497	5
2014	LOS ANGELES	.143	18	28	1	4	0	0	0	0	1	0	0	9	11	0	0	.351	.143	0
	Albuquerque	.303	121	445	106	135	17	4	33	78	1	2	5	100	149	30	13	.435	.582	7
2015	LOS ANGELES	.210	151	480	67	101	19	1	26	54	2	2	9	92	170	4	7	.346	.417	4
2016	LOS ANGELES	.246	137	406	64	100	26	0	25	68	1	2	4	63	130	6	2	.352	.495	2
	Oklahoma City	.625	3	8	1	5	0	0	0	0	0	0	0	4	1	0	0	.750	.625	0
2017	LOS ANGELES	.212	102	273	44	58	20	0	11	35	0	1	10	39	68	4	3	.331	.407	1
	Oklahoma City	.169	17	65	8	11	1	0	3	9	0	1	0	5	14	1	0	.225	.323	0
	Rancho Cucamonga	.143	3	7	0	1	0	0	0	0	0	0	0	3	3	0	0	.400	.143	0
2018	LOS ANGELES	.248	148	395	65	98	27	3	25	56	1	3	4	40	85	1	5	.321	.522	1
Major League-5 years		.228	556	1582	241	361	92	4	87	213	5	8	27	243	464	15	17	.339	.456	8
Dodger Totals-5 years		.228	556	1582	241	361	92	4	87	213	5	8	27	243	464	15	17	.339	.456	8
Minor League-7 years		.298	464	1721	351	512	88	13	87	280	6	13	26	280	430	114	40	.401	.515	21

Joc Pederson's Career Postseason Batting Record

Year	Team	AVG	G	AB	R	H	2B	3B	HR	RBI	SH	SF	HP	BB	SO	SB	CS	OBP	SLG
2015	NLDS: LAD vs. NYM	.000	5	4	0	1	0	0	0	0	0	0	0	4	1	0	0	.500	.000
2016	NLDS: LAD vs. WAS	.333	5	15	2	5	1	0	1	3	0	0	1	2	6	0	0	.444	.600
	NLCS: LAD vs ChC	.190	6	21	3	4	1	0	0	1	0	0	0	1	8	2	0	.227	.238
2017	NLCS: LAD vs. ChC	.200	5	5	1	1	1	0	0	0	0	0	0	2	2	0	0	.200	.400
	WS: LAD vs. HOU	.333	6	18	6	6	2	0	3	5	0	0	0	2	8	0	0	.400	.944
2018	NLDS: LAD vs. ATL	.286	4	14	3	4	1	0	1	1	0	0	1	0	4	0	0	.333	.571
	NLCS: LAD vs. MIL	.231	7	13	2	3	0	0	0	0	0	0	1	1	4	0	0	.333	.231
	WS: LAD vs. BOS	.083	5	12	1	1	0	0	1	1	0	0	0	0	5	0	0	.083	.333
Postseason Totals		.235	43	102	18	24	6	0	6	11	1	0	3	10	38	2	0	.322	.471
LDS Totals		.273	14	33	5	9	2	0	2	4	0	0	2	6	11	0	0	.415	.515
LCS Totals		.205	18	39	6	8	2	0	0	1	1	0	1	2	14	2	0	.262	.256
WS Totals		.233	11	30	7	7	2	0	4	6	0	0	0	2	13	0	0	.281	.700

Joc Pederson's Career Single-Game Bests

Most Hits:	4 (3x), last: July 24, 2018 at PHI	Most Stolen Bases:	1 (15x), last: April 29, 2018 at SF
Most RBI:	5, April 3, 2017 vs. SD	Most Walks:	3 (9x), last: June 21, 2017 vs. NYM
Most Home Runs:	2 (8x), last: Sept. 17, 2018 vs. COL	Longest Hitting Streak:	7 games (2x), last: June 14-20, 2017
Most Runs Scored:	4, June 2, 2018 at COL	Grand Slams:	2, last: April 3, 2017 vs. SD (Chacin)

Joc Pederson's Career Fielding Record

Position	PCT	G	PO	A	E	TC	DP
Outfield	.991	519	841	15	8	864	2

Career Transactions

- Selected by the Dodgers in the 11th round of the 2010 First-Year Player Draft

Disabled List

- July 1-19, 2016 (Sprained right AC joint)
- April 24-May 5, 2017 (right groin strain)
- May 25- June 13, 2017 (concussion)



A.J.

Pollock

OF | 11

@Dodgers

Bats: Right **Throws:** Right

Height: 6-1 **Weight:** 210

Opening Day Age: 31

Born: December 5, 1987 in Hebron, CT

Resides: Oklahoma City, OK

Acquired: Signed as a free agent on January 26, 2019

ML Service: 6.052

ML Debut: April 18, 2012



Career Summary

- 31-year-old outfielder enters his eighth Major League season and first with the Dodgers after signing as a free agent on January 26, 2019
- In 637 career Big League games, he has posted a .281/.338/.467 slash line with 144 doubles, 29 triples, 74 home runs, 264 RBI and 103 stolen bases
- Selected to his first All-Star game in his fourth big league season in 2015... also finished 14th in the MVP voting in 2015, ranking among NL leaders in batting average (.315, 5th), OPS (.865, 9th), hits (192, 2nd), doubles (39, 4th), triples (6, 8th), and stolen bases (39, 4th)
- Earned a Rawlings Gold Glove Award at center field in 2015 and has a .994 career fielding percentage, tied for the third-best mark among active center fielders (min. 500 games)
- Ranks fifth among NL center fielders with 31 assists since the start of 2012
- Spent seven seasons with the Diamondbacks from 2012-18 and ranks among the franchise's all-time leaders in stolen bases (4th, 103), triples (6th, 29), runs (8th, 367), extra-base hits (9th, 247), doubles (9th, 144)
- Had his contract selected from Triple-A Reno on April 18, 2012 and made his Major League debut that day against Pittsburgh, going 0-for-3 with a walk
- Slugged his first career Big League home run on May 11, 2012 against the Giants with a solo shot in the sixth inning off of Madison Bumgarner
- Named the 2012 Pacific Coast League playoff MVP and MVP of the Triple-A National Championship Game... honored as 2011 Southern League mid- and postseason All-Star
- Selected by the Diamondbacks in first round (17th overall) in the 2009 MLB First-Year Player Draft out of Notre Dame

Year-By-Year

- 2018**
- Batted .257 with 21 doubles, five triples, 21 home runs and 65 RBI in 113 games with the Diamondbacks
 - Hit a career-high 21 homers, while also recording his first three home run game on April 30 against the Dodgers... was one of eight outfielders with at least 20 doubles, 20 homers, 10 stolen bases and an .800 OPS
 - Named NL Player of the Month for April, his first career monthly honor...he ranked among the NL leaders in March/April in home runs (T-1st, 9), slugging pct. (2nd, .670), OPS (2nd, 1.021) extra-base hits (2nd, 19) and RBI (3rd, 24)... was also named NL Player of the Week for April 30-May 6, his fourth career weekly honors
 - Had success against right-handed pitchers, batting .275 (75-for-273)/.336 OBP/.495 SLG with 16 doubles, four triples, 12 homers, 39 RBI and 21 walks
 - Opened the season with a nine-game on-base streak, March 29-April 8, hitting .343 (12-for-35)/.425 OBP/.657 SLG with 6 doubles, one triple, one homer, six RBI and five walks
 - Had a career-high five hits on July 20 vs. Rockies, tying the D-backs single-game record
 - Placed on the 10-day disabled list with a left thumb fracture on May 15, suffered on May 14 vs. Brewers in the ninth inning after attempting to make a diving play... reinstated from the 10-day disabled list on July 2
- 2017**
- Hit .266 with 33 doubles, six triples, 14 home runs and 49 RBI in 112 games for the D-backs
 - Ranked among the NL leaders in triples (T-9th) and stolen bases (T-11th, 20), reaching 20+ stolen bases

- for the second time in his career (also: 39 in 2015)...his seven defensive runs saved tied for fifth among NL center fielders
 - Reached base safely in 16 straight games from April 16-May 3 (.388, 26-for-67, 7 2B, 1 HR, 3 RBI, 7 BB, 10 SB) with 8 multi-hit games
 - Was placed on the 10-day disabled list from May 15-July 4 with a strained right groin
 - Recorded his 500th career hit on Aug. 17 at Houston, a single in the eighth inning off Francis Martes
 - Doubled in five straight games from Sept. 11-15...recorded back-to-back 4+ RBI games from Sept. 13-15
 - Batted .328/.397/.672 with six doubles, five home runs and 17 RBI over his final 17 games
- 2016**
- Was limited to only 12 games due to injury... batted .244 with two home runs, four RBI, and four stolen bases
 - Suffered a fractured right elbow sliding into home plate during an exhibition game vs. Kansas City on April 2... underwent surgery to insert a plate on the olecranon fracture on April 5 in Phoenix... was reinstated on Aug. 26
 - Went 10-for-33 (.303) with 2 homers and 3 RBI in final 10 games
 - Left the game on Sept. 9 with an injured left groin and missed the remainder of the season
- 2015**
- Set career marks in batting average (.315), on-base percentage (.367), OPS (.865), home runs (20), stolen bases (39), RBI (76), runs scored (111) and hits (192) in 157 games with the Dbacks
 - Was selected to his first All-Star game in Cincinnati, earning the spot via player's vote
 - Won his first Rawlings Gold Glove Award at center field, finishing the year with a .992 fielding percentage
 - Named NL Player of the Week for Aug. 17-23, hitting .483 with three doubles, a home run, four RBI and four stolen bases during that time
 - Against right-handed pitchers, he posted a .312/.366/.494 slash line with 15 home runs, 31 doubles and 58 RBI
 - Had a career-high 11-game hitting streak from Sept. 11-22 (.400; 18-for-45)
 - Hit his first career grand slam with a career-high five RBI on Sept. 25 at San Diego
- 2014**
- Batted .302 with 19 doubles, six triples, seven home runs, 24 RBI and 41 runs scored in 75 games
 - Was placed on the 15-day disabled list from June 1-Sept. 2 with a fractured right hand (HBP by Johnny Cueto on May 31 vs. Reds)
 - At the time of his injury, ranked among Major League leaders in triples (2nd, 4), slugging pct. (7th, .554), OPS (7th, .920), doubles (T-7th, 16) and average (9th, .316)...also tied for the Major League lead with 6 outfield assists
 - Named NL co-Player of the Week for May 12-18 (also Yasiel Puig) and Player of the Week for May 26-June 1
 - Recorded first walk-off home run on May 26 vs. Padres (off Kevin Quackenbush)
- 2013**
- Hit .269 (119-for-443) with 28 doubles, eight home runs and 38 RBI in 137 games in his first full Major League season with the Diamondbacks
 - Ranked among NL rookies in stolen bases (2nd, 12), doubles (2nd), multi-hit games (2nd, 35), triples (T-2nd), runs (2nd, 64), total bases (4th, 181), extra-base hits (5th, 41) and hits (5th)
 - Recorded his first multi-homer game on April 10 vs. Pirates...also had a career-high 4 RBI
- 2012**
- Appeared in 31 games over five stints with the D-backs, hitting .247 (20-for-81) with two home runs and eight RBI
 - Contract was originally selected from Triple-A Reno on April 18 and made his Major League debut that day vs. Pirates, going 0-for-3 with a walk
 - Collected first RBI on April 19 vs. Braves and first hit on April 23 vs. Phillies (single off Jose Contreras)...hit first homer on May 11 vs. Giants (off Madison Bumgarner)
 - Hit .318 (136-for-428) with 25 doubles, three triples, three home runs, 52 RBI and 21 stolen bases in 106 games with Reno... named MVP for the PCL playoffs and the Triple-A National Championship game vs. Pawtucket
- 2011**
- Hit .307 (169-for-550) with 41 doubles, eight homers, 73 RBI and 103 runs scored in 133 games with Double-A Mobile
 - Named a Southern League mid- and postseason All-Star
 - Ranked among the SL leaders in runs scored (1st), hits (1st), games (2nd), stolen bases (3rd, 36), doubles (3rd), average (4th), extra-base hits (T-4th, 54) and total bases (4th, 244)... ranked among Minor Leagues in hits (8th) and runs (10th)
 - Named to Team USA's World Cup and Pan American rosters
- 2010**
- Missed the season after suffering a right elbow fracture during Spring Training and being placed on the disabled list on April 8
 - Hit .389 (20-for-64) with six doubles and nine RBI in 16 games with Scottsdale of the Arizona Fall League

2009 · Batted .319 (69-for-255) with 12 doubles, three homers and 22 RBI in 63 games in his first pro season with Single-A South Bend

- Rated by Baseball America as the second-best pure college hitter in the 2009 Pre-Draft Best Tools Rankings

Personal

Allen Lorenz (A.J.) Pollock IV... married to Kate... attended the University of Notre Dame...was named an All-Big East first team outfielder in 2008 and 2009 and All-Big East third baseman in 2007...graduated from RHAM High School in Hebron, Conn...named Gatorade Player of the Year and Connecticut state Player of the Year in 2006... was selected 17th overall by the Dbacks in the 2009 MLB First-Year Player Draft.

A.J. Pollock's Career Batting Record

Year	Team	AVG	G	AB	R	H	2B	3B	HR	RBI	SH	SF	HP	BB	SO	SB	CS	OBP	SLG	E
2009	South Bend	.271	63	255	36	69	12	3	3	22	1	2	3	16	36	10	4	.319	.376	1
2011	Mobile	.307	133	550	103	169	41	5	8	73	1	9	4	44	86	36	7	.357	.444	1
2012	ARIZONA	.247	31	81	8	20	4	1	2	8	1	2	0	9	11	1	2	.315	.395	0
	Reno	.247	31	81	8	20	4	1	2	8	1	2	0	9	11	1	2	.315	.395	0
2013	ARIZONA	.269	137	443	64	119	28	5	8	38	3	1	2	33	82	12	3	.322	.409	2
2014	ARIZONA	.302	75	265	41	80	19	6	7	24	1	0	2	19	46	14	3	.353	.498	1
	Reno	.163	13	49	4	8	1	1	0	9	0	1	0	2	4	0	0	.192	.224	3
	AZL	.333	2	3	0	1	1	0	0	0	0	0	1	0	1	0	0	.500	.667	0
2015	ARIZONA	.315	157	609	111	192	39	6	20	76	0	9	2	53	89	39	7	.367	.498	3
2016	ARIZONA	.244	12	41	9	10	0	0	2	4	0	0	0	5	8	4	0	.326	.390	0
	Reno	.444	4	18	6	8	4	0	1	8	0	0	0	2	1	1	1	.500	.833	0
	Visalia	.438	6	16	3	7	1	0	2	4	0	0	0	4	1	1	0	.550	.875	0
	AZL	.333	2	6	2	2	0	0	0	0	0	0	0	1	0	0	0	.429	.333	N/A
2017	ARIZONA	.266	112	425	73	113	33	6	14	49	0	0	6	35	71	20	6	.330	.471	1
	Reno	.278	7	18	6	5	2	0	2	2	0	0	0	4	2	0	0	.409	.722	0
2018	ARIZONA	.257	113	413	61	106	21	5	21	65	1	7	8	31	100	13	2	.316	.484	1
	Reno	.429	2	7	3	3	1	0	1	3	0	0	0	1	1	1	0	.500	1.000	0
Major League- 7 years		.281	637	2277	367	640	144	29	74	264	6	19	20	185	407	103	23	.338	.467	8
Minor League-7 years		.302	338	1350	228	408	88	12	20	173	4	16	13	106	184	70	20	.355	.430	9

A.J. Pollock's Career Postseason Batting Record

Year	Team	AVG	G	AB	R	H	2B	3B	HR	RBI	SH	SF	HBP	BB	SO	SB	CS	OBP	SLG
2017	WC: ARI vs. COL	.400	1	5	1	2	1	1	0	2	0	0	0	0	1	0	0	.400	1.000
	NLDS: ARI vs. LAD	.111	3	9	2	1	0	0	1	1	0	0	0	2	3	0	0	.273	.444
Postseason Totals		.214	4	14	3	3	1	1	1	3	0	0	0	2	4	0	0	.313	.643
WC Totals		.400	1	5	1	2	1	1	0	2	0	0	0	0	1	0	0	.400	.444
LDS Totals		.111	3	9	2	1	0	0	1	1	0	0	0	2	3	0	0	.273	.444

A.J. Pollock's Career Single-Game Bests

Most Hits:	5, July 20, 2018 vs. COL	Most Stolen Bases:	3, May 20, 2015 at MIA
Most RBI:	5, Sept. 25, 2015 at SD	Most Walks:	3 (2x), last: Sept. 27, 2015 at SD
Most Home Runs:	3, April 30, 2018 vs. LAD	Longest Hitting Streak:	11 games, Sept. 11-22, 2015
Most Runs Scored:	4 (2x), last: May 20, 2015 at MIA	Grand Slams:	1, Sept. 25, 2015 at SD (Kelly)

A.J. Pollock's Career Fielding Record

Position	PCT	G	PO	A	E	TC	DP
Outfield	.994	594	1275	31	8	1314	6

Career Transactions

- Selected by the Arizona Diamondbacks in the first round of the 2009 First Year Player Draft
- Signed with the Dodgers as a free agent on January 26, 2019

Disabled List

- June 1-Sept. 2, 2014 (right hand fracture)
- April 2-Aug. 26, 2016 (fractured right elbow)
- May 15-July 4, 2017 (right groin strain)
- May 15-July 2, 2018 (fractured left thumb)



EDWIN

Rios

INF | 71

@Dodgers

Bats: Left **Throws:** Right

Height: 6-3 **Weight:** 220

Opening Day Age: 24

Born: April 21, 1994 in Caguas, Puerto Rico

Resides: Miami, FL

Acquired: Selected in the sixth round in 2015 draft

ML Service: 0.000



Career Summary

- Power-hitting corner infielder enters his fifth professional season and his second big league camp after being added to the 40-man roster on Nov. 20, 2018
- In 346 career minor league games, he has slashed .302/.351/.528 with 147 runs, 92 doubles, two triples, 64 home runs and 235 RBI
- Has appeared in 167 games at third base and 124 games at first base, but has also seen time in left field (26 games) and right field (28 games)
- Selected to Baseball America's Double-A All-Star and to the Texas League mid-season All-Star in 2017, after hitting .317 with 21 doubles, 15 homers and 62 RBI in 77 games...also selected as the league's Player of the Week for the period ending April 30
- Named the 2016 Dodgers' Branch Rickey Minor League Player of the Year after posting a .301/.341/.567 slashline, with 26 doubles, 27 home runs, and 76 RBI in 108 combined games with Single-A Great Lakes, Single-A Rancho Cucamonga and Double-A Tulsa...during his 42-game stint with the Quakes, he led the California League in batting average (.367), hits (65), home runs (16), RBI (46), extra-base hits (28), total bases (126) and OPS (1.105) from June 5-July 27
- Named MiLB.com Organization All-Star for two consecutive years (2016-17)
- Selected by the Dodgers in the sixth round of the 2015 First-Year Player Draft out of Florida International University

Year-By-Year

- 2018** • Played 88 games for Triple-A Oklahoma City, slashing .304/.355/.482 with 25 doubles, 10 home runs and 55 RBI...made his season debut on May 25 after opening the campaign on the DL
 - Hit .366 (34-for-93) with runners in scoring position
 - Defensively, appeared in 28 games at first base, 38 games at third base and 17 in left field
- 2017** • Split the season between Double-A Tulsa and Triple-A Oklahoma City, slashing .309/.362/.533 with 34 doubles, 24 homers and 91 RBI in 128 combined games
 - With runners on base he recorded a combined .335 average, while posting a .331 mark with runners in scoring position...excelled against right-handed pitchers batting .324, compared to a .259 mark against lefties
 - Started the season with Tulsa and was selected as Baseball America's Double-A All-Star, along with being named Texas League mid-season All-Star, after hitting .317 with 21 doubles, 15 homers and 62 RBI in 77 games...also selected as the league's Player of the Week for the period ending April 30
 - Ranked among the Texas League leaders in batting average (3rd), runs (47, 7th), hits (97, T-1st), extra-base hits (36, 1st), doubles (T-2nd), home runs (T-2nd), RBI (2nd), SLG (.533, 1st) and OPS (.891, 1st) prior to his promotion to Triple-A OKC on July 7
- 2016** • Named the 2016 Dodgers' Branch Rickey Minor League Player of the Year after posting a .301/.341/.567 slashline, with 26 doubles, 27 home runs, and 76 RBI in 108 combined games with Single-A Great Lakes, Single-A Rancho Cucamonga and Double-A Tulsa
 - Opened the season with Single-A Great Lakes, where he hit .252 with 17 runs, eight doubles, a triple, six home runs and 13 RBI in 33 games for the Loons

- Promoted to Single-A Rancho Cucamonga on June 4 and during his 42-game stint with the Quakes, he led the California League in batting average (.367), hits (65), home runs (16), RBI (46), extra-base hits (28), total bases (126) and OPS (1.105) from June 5-July 27
 - Reached Double-A Tulsa on July 28, where hit .252 with 14 runs, six doubles, five home runs and 16 RBI in 29 games for the Drillers
 - Selected as a MiLB.com Organization All-Star
- 2015** · Appeared in 22 combined games with the Rookie-level AZL Dodgers and the Rookie-advanced Ogden Raptors in his first professional season, combining to hit .253 with three homers and 13 RBI

Personal

Edwin Gabriel Rios...resides in Kissimmee, FL...graduated from Osceola (FL) High School, where he was named team MVP and all-county during his senior year, hitting .400 with four home runs and 30 RBI...played three seasons at FIU, where he was named first team All-Conference USA and First-Team ABCA South Central All-Region honors in 2015 and second team Freshman All-American by the National Collegiate Baseball Writers Association in 2013...as a junior he slugged 18 home runs, which was the fourth-most home runs in a season in school history...selected in the sixth round of the 2015 First-Year Player Draft and signed by scout Adrian Casanova.

Edwin Rios' Career Batting Record

Year	Team	AVG	G	AB	R	H	2B	3B	HR	RBI	SH	SF	HBP	BB	SO	SB	CS	OBP	SLG	E
2015	Ogden	.235	20	68	8	16	7	0	3	13	0	0	0	7	29	0	0	.307	.471	3
	AZL Dodgers	.429	2	7	1	3	0	0	0	0	0	0	0	0	1	0	1	.429	.429	0
2016	Tulsa	.254	33	122	14	31	7	0	5	17	0	3	2	8	31	0	0	.304	.434	9
	Great Lakes	.252	33	119	17	30	8	1	6	13	0	0	1	8	44	3	1	.305	.487	6
	Rancho Cucamonga	.367	42	177	37	65	11	1	16	46	0	2	1	8	35	0	0	.394	.712	8
2017	Oklahoma City	.296	51	169	23	50	13	0	9	29	0	1	2	18	42	0	1	.368	.533	9
	Tulsa	.317	77	306	47	97	21	0	15	62	0	4	5	17	69	1	1	.358	.533	16
2018	Oklahoma City	.304	88	309	45	94	25	0	10	55	0	5	4	23	110	0	1	.355	.482	11
Minor League-4 years		.302	346	1277	192	386	92	2	64	235	0	15	15	89	361	4	5	.351	.528	62

Edwin Rios' Career Single-Game Bests

Most Hits:	---	Most Stolen Bases:	---
Most RBI:	---	Most Walks:	---
Most Home Runs:	---	Longest Hitting Streak:	---
Most Runs Scored:	---	Grand Slams:	---

Edwin Rios' Career Fielding Record

Position	PCT	G	PO	A	E	TC	DP
First Base	---	---	---	---	---	---	---

Career Transactions

- Signed by the Dodgers on July 21, 2015

Disabled List

- Has not been on the disabled list in the Major Leagues



KIEBERT

Ruiz

C | 70

@KeibertRuiz

Bats: Switch Throws: Right

Height: 6-0 Weight: 225

Opening Day Age: 20

Born: July 20, 1998 in Valencia, Venezuela

Resides: Valencia, Venezuela

Acquired: Signed as a non-drafted free agent on July 20, 2014

ML Service: 0.000



Career Summary

- 20-year-old switch-hitting catcher enters his fifth professional season in the Dodger organization and his second big league camp after being added to Los Angeles' 40-man roster on Nov. 20, 2018
- Enters 2019 rated by MLB.com as the Dodgers' No. 2 prospect, and the 36th-best overall prospect in baseball... the site also rates him as the third-best catching prospect
- In 302 minor league games, has slashed .309/.357/.441 with 149 runs, 67 doubles, six triples, 23 home runs and 165 RBI
- In 171 career games at catcher, he has posted a .990 fielding percentage (16 E/1448.1 IP) and has thrown out 34% of would-be base stealers (63/185)
- Selected to the 2018 All-Star Futures Game and as a Double- Texas League mid-season All-Star with Tulsa, where he hit .268 with 14 doubles, 12 homers and 47 RBI in 101 games
- Named the Dodgers 2017 Branch Rickey Minor League Player of the Year following a breakout season with the Great Lakes Loons and the Rancho Cucamonga Quakes, hitting .316 with 23 doubles, two triples, eight home runs and 51 RBI along with a .361 on-base percentage and a .452 slugging percentage in 101 combined games
- Selected as Midwest League mid-season All-Star and Baseball America's Low Class A All-Star in 2017...honored as MiLB.com Organizational All-Star in both 2016 and 2017
- Signed by Los Angeles as a non-drafted free agent out of Venezuela on July 20, 2014

Year-By-Year

- 2018 • Earned selections to the MLB All-Star Futures Game and as a mid-season Texas League All-Star, appearing in 101 games for Tulsa, slashing .268/.328/.401 with 14 doubles, 12 home runs and 47 RBI
 - Appeared in 86 games (85 starts) at catcher for the Double-A Tulsa Drillers, posting a .995 fielding percentage and throwing out 26% of would-be base stealers (25/70)
 - Batted .303 (12-for-36) with two homers and eight RBI in eight postseason games to help lead Tulsa to the Texas League title...laced a 10th-inning, walk-off single in Game 1 of the Texas League championship series
 - Named to the Arizona Fall League's All-Prospect Team and participated in the 2018 Fall Stars Game after appearing in 13 games for the Glendale Desert Dogs, slashing .286/.357/.306
 - Added to the Dodgers' 40-man roster on Nov. 20, 2018
- 2017 • The Dodgers 2017 Branch Rickey Minor League Player of the Year had a stellar season with Single-A Great Lakes and Single-A Rancho Cucamonga, slashing .316/.361/.452 with 58 runs, 23 doubles, two triples, eight homers and 51 RBI in 101 combined games
 - Appeared in a combined 86 games (84 starts) at catcher, posting a .992 fielding percentage (7 ER/749.2 IP) and throwing out 29% of would-be base stealers (26/91)
 - Began the season with Great Lakes, hitting .317 with 34 runs, 16 doubles, one triple, two homers and 24 RBI along with a .372 on-base percentage in 63 games...selected as Midwest League mid-season All-Star and Baseball America's Low Class A All-Star
 - Promoted to Rancho Cucamonga on July 9 and finished the season with the Quakes, slashing .315/.344/.497 with seven doubles, one triple, six homers and 27 RBI in 38 games
 - As a left-handed hitter he posted a combined .344 average, compared to a .240 mark as a righty...with runners in scoring position he hit for a combined .359 average (28-for-78)

- 2016 · Combined to slash .374/.412/.527 with 22 doubles, two homers and 48 RBI in 56 games with the Rookie-level AZL Dodgers and Rookie-advanced Ogden...named an MiLB.com Organization All-Star
 - Began the season with the AZL Dodgers, where he went 16-for-33 (.485) with four doubles, a triple and 15 RBI in eight games
 - Promoted to Ogden on July 2, where he ranked among the Pioneer League leaders in average (.354, 4th), OBP (.393, 8th) and SLG (.503, 12th) in 48 games
- 2015 · In his first professional season, batted .300 with eight doubles, a triple, a homer and 19 RBI in 44 games with the Rookie-level DSL Dodgers

Personal

Keibert Jose Ruiz Lugo...resides in Valencia, Venezuela...signed by the Dodgers as a non-drafted free agent on July 20, 2014 and signed by scouts Francisco Cartaya and Pedro Avila.

Keibert Ruiz's Career Batting Record

Year	Team	AVG	G	AB	R	H	2B	3B	HR	RBI	SH	SF	HBP	BB	SO	SB	CS	OBP	SLG	E
2015	DSL Dodgers	.300	44	150	14	45	8	1	1	19	0	0	1	8	15	4	2	.340	.387	8
2016	Ogden	.354	48	189	28	67	18	2	2	33	0	3	2	12	23	0	0	.393	.503	1
	AZL Dodgers	.485	8	33	5	16	4	1	0	15	0	2	1	3	4	0	0	.513	.667	0
2017	Great Lakes	.317	63	227	34	72	16	1	2	24	1	2	3	18	30	0	0	.372	.423	4
	Rancho Cucamonga	.315	38	149	24	47	7	1	6	27	0	3	1	7	23	0	0	.344	.497	3
2018	Tulsa	.268	101	377	44	101	14	0	12	47	0	3	9	26	33	0	1	.328	.401	4
Minor League-4 years		.309	302	1125	149	348	67	6	23	165	1	13	17	74	128	4	3	.357	.441	20

Keibert Ruiz's Career Single-Game Bests

Most Hits:	---	Most Stolen Bases:	---
Most RBI:	---	Most Walks:	---
Most Home Runs:	---	Longest Hitting Streak:	---
Most Runs Scored:	---	Grand Slams:	---

Keibert Ruiz's Career Fielding Record

Position	PCT	G	PO	A	E	TC	DP
Catcher	---	---	---	---	---	---	---

Career Transactions

- July 20, 2014: Signed as a free agent with the Dodgers

Disabled List

- Has not been on the disabled list in the Major Leagues



HYUN-JIN

Ryu

LHP | 99

@HyunJinRyu99

Bats: Right **Throws:** Left

Height: 6-3 **Weight:** 255

Opening Day Age: 32

Born: March 25, 1987 in Incheon, South Korea

Resides: Incheon, South Korea

Acquired: Signed by Los Angeles on Dec. 12, 2012 after his posting by the Hanwha Eagles of the KBO

ML Service: 6.000

MLB Debut: April 2, 2013



Career Summary

- The veteran southpaw re-signed with the Dodgers this offseason after going 40-28 with a 3.20 ERA in 97 games (96 starts) during his original six-year contract with the club
- Since 2013, his 3.20 ERA ranks 13th in all of baseball among pitchers with 500.0 or more innings
- His 40 regular-season MLB victories are the third most ever by a Korean-born pitcher
- Has struck out 502 batters against 140 walks in 557.2 career innings, posting a 3.59 strikeout-to-walk ratio
- Has held hitters to a career .253 batting average, including a .242 career mark against righties...has struck out 502 batters against 140 walks in 557.2 innings, posting a 3.59 strikeout-to-walk ratio
- Made his big league debut on April 2, 2013 against the Giants, allowing three runs (one earned) on 10 hits in 6.1 innings with five strikeouts, recording the loss in the Dodgers 3-0 defeat
- Collected his first Major League win in his second career start on April 7, 2013 against the Pirates, allowing two runs on three hits in 6.1 innings and striking out six
- Earned his first career save in his bullpen debut on May 25, 2017 against the Cardinals after allowing just two hits in 4.0 scoreless innings with two strikeouts...became just the second Dodger to record a save in his first career relief appearance since Charlie Hough, who did so on August 12, 1970 at Pittsburgh
- Became the fourth South Korean-born Dodger and first native Korean pitcher to start a postseason game on Oct. 6, 2013 against the Braves in NLDS Game 3, allowing four runs in 3.0 innings in a no-decision
- Selected as a seven-time KBO All-Star after going 98-52 with a 2.80 ERA in 190 career games (181 starts) with Hanwha Eagles from 2006-12...tossed 27 complete games and eight shutouts in Korea...won two KBO Gold Glove Awards (2006, 2010)
- Has had success pitching internationally for Korea in the 2008 Olympics and 2009 World Baseball Classic...won a Gold Medal as a member of the South Korean team at the 2008 Beijing Olympics, going 2-0 with a 1.04 ERA in Olympic play...went 1-0 with a 2.57 ERA (2 ER/7.0 IP) in five games (two starts) in the 2009 World Baseball Classic, helping Team Korea to a silver medal
- Signed by Los Angeles on Dec. 12, 2012 after his posting by the Hanwha Eagles of the Korea Baseball Organization

Year-By-Year

- 2018** • Despite missing 90 games on disabled list with a left groin strain, he finished the season strong going 7-3 with a 1.97 ERA in 15 starts for the club...his 1.97 ERA ranked third among Major League starters (min. 15 starts)
 - Held opposing hitters to a career best .221 average, including a .213 mark against righties
 - In nine home games, he posted a 5-2 record with a 1.15 ERA (7 ER/54.2 IP) and limited the opposition to a .212 average...led MLB in home ERA (min. 50.0 IP)
 - Went 5-0 with a 1.83 ERA (11 ER/54.1 IP) in 10 starts against NL West opponents
 - Among NL pitchers with at least 15 starts, ranked second in strikeout-to-walk ratio (5.93), fifth in WHIP (1.01) and fifth in opponents' on-base percentage (.260)
 - In two rehab starts with Single-A Rancho Cucamonga and Triple-A Oklahoma City, he went 0-1 with a 1.00 ERA (1 ER/9.0 IP)

- Hit .269 (7-for-26), which is a career high and ranked fourth amongst pitchers with a minimum 25 at bats
 - Made four Postseason starts, going 1-2 with a 5.21 ERA (11 ER/19.0 IP), striking out 20 and walking only three
- 2017**
- In his first full season since 2014 after recovering from shoulder surgery (2015-16) and elbow tendonitis (2016), he went 5-9 with one save and posted a 3.77 ERA in 25 games (24 starts)
 - Struck out 116 batters against 45 walks in 126.2 innings...held opposing hitters to a .263 average, including a .240 mark against righties
 - Made his first career relief appearance on May 25 against the Cardinals and collected his first career save after tossing 4.0 scoreless innings of relief with two strikeouts...became the second Dodger to record a save in his first career relief appearance since Charlie Hough, who did so on August 12, 1970 at Pittsburgh
 - Pitched well following the All-Star break, going 2-3 with a 3.17 ERA (19 ER/54.0 IP) and holding hitters to a .240 average... ranked amongst NL starting pitchers (min. 50.0 IP) in ERA (10th), opponents' batting average (17th), and opponents' OPS (.708, 23rd) in the second half of the season
 - Made two stints on the 10-day disabled list: placed on the DL from May 1-11 with a left hip contusion and again from July 1-24 with a left foot contusion
- 2016**
- Began the season on the DL following his recovery from left shoulder surgery (May 21, 2015) and was reinstated on July 7, making his first start since Sept. 12, 2014...allowed six runs on eight hits in 4.2 innings and recorded the loss against the Padres
 - Returned to the DL on July 19 and missed the rest of the season with elbow tendonitis
 - Went a combined 1-2 with a 4.23 ERA (13 ER/27.2 IP) in eight rehab starts for Single-A Rancho Cucamonga and Triple-A Oklahoma City
- 2015**
- Developed shoulder discomfort in spring training that eventually led to season-ending labral repair surgery on May 21, which was performed by Dr. Neal ElAttrache
 - Made two Spring Training starts, allowing three runs (two earned) in 5.0 innings
- 2014**
- Posted his second consecutive 14-win season, going 14-7 with a 3.38 ERA in 26 starts
 - Posted a 4.79 strikeout-to-walk ratio (7th, NL), striking out 139 while walking only 29 in 152.0 innings, and averaged only 1.72 walks per 9.0 innings, the seventh-best mark in the NL
 - Made his season debut on March 23 against the D-backs in Australia and picked up the win, allowing just two hits in 5.0 scoreless innings...started the Dodgers' North American opener on March 30 at San Diego and the club's home-opener on April 4 vs. San Francisco
 - Started Game 3 of the NLDS at St. Louis, allowing just one run on five hits in 6.0 innings in a no-decision (eventual 3-1 loss)
 - Placed on the DL from April 28-May 21 with left shoulder inflammation and from Aug. 14-30 with a right hip strain...did not make another regular season start following his Sept. 12 outing at San Francisco due to left shoulder irritation
- 2013**
- Turned in an impressive first MLB season, going 14-8 with a 3.00 ERA in 30 starts
 - Named to Baseball America's 2013 All-Rookie Team and ranked among the top big league rookies in wins (14, T-2nd), winning percentage (.636, T-3rd), ERA (3.00, 2nd), strikeouts (154, 4th), innings pitched (192.0, 1st) and starts (30, T-3rd)
 - His 14 wins tied for third most by a Los Angeles rookie
 - Made his MLB debut on April 2 vs. San Francisco, allowing three runs (one earned) in 6.1 innings and taking the loss (3-0)...picked up his first win in his second start, April 7 vs. Pittsburgh, with 6.1 innings of two-run ball in the Dodgers' 6-2 victory
 - Tossed the first shutout of his career on May 28 against the Angels at Dodger Stadium, allowing just two hits and striking out seven in the Dodgers' 3-0 win
 - Won six consecutive decisions from July 5-Aug. 13, going 6-0 with a 3.12 ERA (15 ER/43.1 IP) in seven starts during a career-best winning streak
 - Made two postseason starts and became the first-ever Korean-born pitcher to start a playoff game, going 1-0 with a 3.60 ERA (4 ER/10.0 IP)

Personal

Hyun-Jin Ryu...resides in Incheon, South Korea with wife Ji-Hyun Bae...received the Cultural Achievement Award from the Asia Society Korea Center for his contribution to US-Korea relations and mutual goodwill through sports in 2013...appointed as an honorary ambassador for the 2018 Pyeong Chang Olympic and Paralympic Winter Games...has a charity foundation in Korea, the HJ99 Foundation, which helps underprivileged youths play baseball...also released two pop singles this offseason in Korea with stars Hyuna and G.NA with the proceeds going to his foundation...joined other prominent public figures in delivering a speech at the 2014 Samsung "Passion Talk" series, which aims to provide guidance and advice to youngsters...signed by Los Angeles on Dec. 12, 2012 after his posting by the Hanwha Eagles of the Korea Baseball Organization.

Hyun-Jin Ryu's Career Pitching Record

Year	Team	W-L	ERA	G	GS	CG	SHO	SV	IP	H	R	ER	HR	HB	BB	SO	WP	BK	AVG
2006	Hanwha (KBO)	18-6	2.23	30	28	6	1	-	201.2	159	57	50	11	2	52	204	-	-	-
2007	Hanwha (KBO)	17-7	2.94	30	30	6	1	-	211.0	195	74	69	15	3	68	178	-	-	-
2008	Hanwha (KBO)	14-7	3.31	26	26	2	1	-	165.2	144	66	61	12	1	67	143	-	-	-
2009	Hanwha (KBO)	13-12	3.57	28	27	4	2	-	189.1	180	80	75	19	2	67	188	-	-	-
2010	Hanwha (KBO)	16-4	1.82	25	25	5	3	-	192.2	149	42	39	11	9	45	187	-	-	-
2011	Hanwha (KBO)	11-7	3.36	24	18	3	0	-	126.0	101	54	47	12	1	38	128	-	-	-
2012	Hanwha (KBO)	9-9	2.66	27	27	1	0	-	182.2	153	58	54	12	5	46	210	-	-	-
2013	LOS ANGELES	14-8	3.00	30	30	2	1	0	192.0	182	67	64	15	1	49	154	5	0	.252
2014	LOS ANGELES	14-7	3.38	26	26	0	0	0	152.0	152	60	57	8	3	29	139	2	0	.257
2015	LOS ANGELES								DNP-injured										
2016	LOS ANGELES	0-1	11.57	1	1	0	0	0	4.2	8	6	6	1	0	2	4	0	0	.364
2017	LOS ANGELES	5-9	3.77	25	24	0	0	1	126.2	128	58	53	22	4	45	116	4	1	.263
2018	LOS ANGELES	7-3	1.97	15	15	0	0	0	82.1	68	23	18	9	1	15	89	0	0	.221
	Oklahoma City	0-1	1.80	1	1	0	0	0	5.0	5	1	1	0	0	0	3	0	0	.250
	Rancho Cucamonga	0-0	0	1	1	0	0	0	4.0	2	0	0	0	0	0	4	0	0	.154
Major League-5 years		40-28	3.20	97	96	2	1	1	557.2	538	214	198	55	9	140	502	11	1	.253
Dodger Totals-5 years		40-28	3.20	97	96	2	1	1	557.2	538	214	198	55	9	140	502	11	1	.253
Minor League Totals-1 year		1-3	3.44	10	10	0	0	0	36.2	39	17	14	4	0	1	30	2	0	.264
KBO Totals-7 years		98-52	2.80	190	181	27	8	-	1269.0	1081	431	395	92	23	383	1238	-	-	-

Hyun-Jin Ryu's Career Postseason Pitching Record

Year	Team	W-L	ERA	G	GS	CG	SHO	SV	IP	H	R	ER	HR	HB	BB	SO	WP	BK
2013	NLDS: LA vs. ATL	0-0	12.00	1	1	0	0	0	3.0	6	4	4	0	0	1	1	0	0
	NLCS: LA vs. STL	1-0	0.00	1	1	0	0	0	7.0	3	0	0	0	0	1	4	0	0
2014	NLDS: LA vs. STL	0-0	1.50	1	1	0	0	0	6.0	5	1	1	1	0	1	4	0	0
2018	NLDS: LAD vs. ATL	1-0	0.00	1	1	0	0	0	7.0	4	0	0	0	0	0	8	0	0
	NLCS: LAD vs. MIL	0-1	8.59	2	2	0	0	0	7.1	13	7	7	1	0	2	7	0	0
	WS: LAD vs. BOS	0-1	7.71	1	1	0	0	0	4.2	6	4	4	0	0	1	5	0	0
Postseason Totals		2-2	4.11	7	7	0	0	0	35.0	37	16	16	2	0	6	29	0	0
LDS Totals		1-0	2.81	3	3	0	0	0	16.0	15	5	5	1	0	2	13	0	0
LCS Totals		1-1	4.40	3	3	0	0	0	14.1	16	7	7	1	0	3	11	0	0
WS Totals		0-1	7.71	1	1	0	0	0	4.2	6	4	4	0	0	1	5	0	0

Hyun-Jin Ryu's Career Single-Game Bests

Low-Hit Complete Game:	2, May 28, 2013 vs. LAA	Most Strikeouts:	12, April 30, 2013 vs. COL
Most Innings Pitched - Starter:	9.0, May 28, 2013 vs. LAA	Most Walks:	6, May 11, 2017 at COL
Most Innings Pitched - Reliever:	4.0, May 25, 2017 vs. STL	Longest Winning Streak:	6 games, July 5-Aug. 13, 2013
Most Earned Runs Allowed:	7, July 8, 2014 at DET	Longest Losing Streak:	6 games, Sept. 12, 2014- April 24, 2017

Hyun-Jin Ryu's Career Fielding Record

Position	PCT	G	PO	A	E	TC	DP
Pitcher	.980	97	20	76	2	98	8

Career Transactions

- Signed by Los Angeles on Dec. 12, 2012 after his posting by the Hanwha Eagles of the KBO
- Signed by Los Angeles as a free agent on Nov. 14, 2018

Disabled List

- April 28-May 21, 2014 (left shoulder inflammation)
- Aug. 14-Aug. 31, 2014 (right hip strain)
- March 27, 2015-end of season (left shoulder surgery)
- April 3-July 7, 2016 (recovery from left shoulder surgery)
- July 19, 2016-end of season (left elbow tendinitis)
- May 1-11, 2017 (left hip contusion)
- July 4-24, 2017 (left foot contusion)
- May 3 - Aug. 15, 2018 (left groin strain)



DENNIS

Santana

RHP | 77

@DennisSantanaRD

Bats: Right **Throws:** Right

Height: 6-2 **Weight:** 190

Opening Day Age: 22

Born: April 12, 1996 in San Pedro De Macoris, DR

Resides: San Pedro De Macoris, DR

Acquired: Signed as a free agent on March 12, 2013

ML Service: 0.125

MLB Debut: June 1, 2018



Career Summary

- 22-year-old right-hander enters his sixth professional season after making his big league debut last year in an injury-shortened season
- In 92 career minor league games (57 starts), he has posted an 18-25 record with a 3.59 ERA and 408 strikeouts against 170 walks in 361.1 innings
- Has held opposing hitters to a .226 career average in the minors
- Honored as a Single-A California League mid-season All-Star with Rancho Cucamonga in 2017 and Single-A Midwest League mid-season All-Star with Great Lakes in 2016
- Converted from a shortstop to a pitcher following the 2013 season after posting a .198 batting average with four doubles, two homers and 25 RBI in 56 games in his first professional season
- Made his big league debut June 1, 2018 at Colorado, earning his first career win with 3.2 innings of relief and first big league hit, a two-run double off Tyler Anderson
- Signed by the Dodgers as a non-drafted free agent on March 12, 2013

Year-By-Year

- 2018**
- Earned his first MLB call-up after going 1-3 with a 2.54 ERA in 10 minor league starts with Double-A Tulsa and Triple-A Oklahoma City...combined to limit opponents to a .196 batting average with 65 strikeouts against just 16 walks in 49.2 innings
 - Earned Pacific Coast League Pitcher of the Week honors for May 20 during his short stay in OKC (May 18-30)
 - Recalled by the Dodgers and made his big league debut June 1 at Colorado, recording his first Major League win after allowing five runs on six hits over 3.2 innings of relief and striking out four...also collected his first big league hit and RBI in his first at-bat, stroking a two-run double in the fourth inning off Tyler Anderson
 - Scratched from what was to be his first scheduled start June 7 at Pittsburgh and spent rest of the season rehabbing a strained rotator cuff
- 2017**
- Split time between Single-A Rancho Cucamonga and Double-A Tulsa, combining to go 8-7 with a 4.11 ERA and striking out 129 batters against 45 walks in 118.1 innings in 24 games (21 starts)
 - Began the season with the Quakes and earned a California League All-Star selection after going 5-6 with a 3.57 ERA in 17 games (14 starts)...struck out 92 batters against just 22 walks in 85.2 innings
 - Promoted to Tulsa on July 20 and went 3-1 with a 5.57 ERA in seven starts for the Drillers, while also leading the club to the Texas League championship...in the playoffs, he went 1-1 and tossed 13.0 scoreless innings in two starts and held hitters to a .184 average, while also striking out 18 batters against just three walks
 - Added to the 40-man on Nov. 20
- 2016**
- Spent the entire season with Single-A Great Lakes, going 5-9 with a 3.07 ERA and held hitters to a .209 average in 25 games (14 starts)...struck out 124 batters against 56 walks in 111.1 innings
 - As a starter he went 1-7 with a 2.97 ERA (23 ER/69.2 IP) in 14 starts, while going 4-2 with a 3.24 ERA (15 ER/41.2 IP) in 11 relief appearances
 - Selected to the Midwest League mid-season All-Star team

- 2015 · Combined to go 2-5 with a 6.42 ERA (34 ER/47.2 IP) with Rookie-level AZL Dodgers and Rookie-level Ogden in 13 games (11 starts)
 - Struck out 52 batters against 38 walks in 47.2 innings
- 2014 · Converted from shortstop to pitcher and made his pro debut on the mound with Rookie-level DSL Dodgers, going 2-1 with a 1.05 ERA (4 ER/34.1 IP) in 20 games (one start)
 - Held hitters to a .156 average and posted a 0.99 WHIP...struck out 38 batters against 15 walks and allowed just one home run over 34.1 innings
- 2013 · In his first professional season, he hit .198 (34-for-172) with four doubles, two homers and 25 RBI in 56 games with the Rookie-level DSL Dodgers

Personal

Dennis Anfernee Santana...resides in San Pedro De Macoris, Dominican Republic with his wife Mari, and son Dennis Jr...signed by Los Angeles as a free agent in 2013 and signed by scouts Elvio Jimenez, Patrick Guerrero and Bob Engle.

Dennis Santana's Career Pitching Record

Year	Team	W-L	ERA	G	GS	CG	SHO	SV	IP	H	R	ER	HR	HB	BB	SO	WP	BK	AVG
2014	DSL Dodgers	2-1	1.05	20	1	0	0	4	34.1	19	7	4	1	1	15	38	5	1	.156
2015	AZL Dodgers	2-1	2.42	6	4	1	0	0	26.0	13	13	7	1	2	17	34	5	0	.144
	Ogden	0-4	11.22	7	7	0	0	0	21.2	35	29	27	3	0	21	18	8	2	.361
2016	Great Lakes	5-9	3.07	25	14	0	0	0	111.1	84	51	38	2	5	56	124	11	3	.209
2017	Tulsa	3-1	5.51	7	7	0	0	0	32.2	32	23	20	2	3	23	37	2	0	.256
	Rancho Cucamonga	5-6	3.57	17	14	0	0	0	85.2	87	44	34	5	11	22	92	7	1	.262
2018	LOS ANGELES	1-0	12.27	1	0	0	0	0	3.2	6	5	5	0	1	1	4	1	0	.375
	Oklahoma City	1-1	2.45	2	2	0	0	0	11.0	10	3	3	0	0	2	14	0	0	.238
	Tulsa	0-2	2.56	8	8	0	0	0	38.2	26	17	11	3	4	14	51	1	1	.183
Major League-1 year		1-0	12.27	1	0	0	0	0	3.2	6	5	5	0	1	1	4	1	0	.375
Dodger Totals-1 year		1-0	12.27	1	0	0	0	0	3.2	6	5	5	0	1	1	4	1	0	.375
Minor League-5 years		18-25	3.59	92	57	1	0	4	361.1	306	187	144	17	26	170	408	39	8	.226

Dennis Santana's Career Single-Game Bests

Low-Hit Complete Game:	---	Most Strikeouts:	4, June 1, 2018 at COL
Most Innings Pitched Starter:	---	Most Walks:	1, June 1, 2018 at COL
Most Innings Pitched Reliever:	3.2, June 1, 2018 at COL	Longest Winning Streak:	1, June 1, 2018 at COL
Most Earned Runs Allowed:	5, June 1, 2018 at COL	Longest Losing Streak:	---

Career Transactions

- Signed as a free agent on March 12, 2013

Disabled List

- June 8, 2018 – end of season (right rotator cuff strain)



JOSH

Sborz

RHP | 76

@JoshuaTree_27**Bats:** Right **Throws:** Right**Height:** 6-3 **Weight:** 215**Opening Day Age:** 25**Born:** December 17, 1993 in Washington, DC**Resides:** Washington, DC**Acquired:** Signed with the Dodgers on July 17, 2015**ML Service:** 0.000

Career Summary

- Enters his fifth professional season after being added to the Dodgers' 40-man roster on Nov. 20, 2018
- Has a 20-17 career minor league record with nine saves a 3.35 ERA in 113 games (46 starts)...has limited opposing hitters to a .230 average
- Has a 2.50 career strikeout-to-walk ratio, striking out 302 batters against just 121 walks in 317.1 innings
- Worked exclusively as a reliever last season with Double-A Tulsa and Triple-A Oklahoma City, combining to go 4-2 with six saves and a 3.88 ERA in 46 appearances
- Spent the entire 2017 season with Tulsa, where he topped the club in wins (8), starts (24) and innings (116.2)
- Had a breakout 2016 campaign with Single-A Rancho Cucamonga and Double-A Tulsa, where he combined to go 8-5 with a 2.81 ERA, a .214 opponents' batting average and a 1.08 WHIP in 30 games (19 starts...honored with All-Star selections with Single-A Rancho Cucamonga in 2016 (mid- and post-season & California League Pitcher of the Year), along with 2016 Baseball America High Class-A All-Star
- Selected by Los Angeles in the Competitive Balance Round B (74th overall) of the 2015 First-Year Player Draft out of the University of Virginia

Year-By-Year

- 2018** · Combined to go 4-2 with six saves and a 3.88 ERA (23 ER/53.1 IP) in a career-high 46 appearances with Double-A Tulsa and Triple-A Oklahoma City...used exclusively as a reliever for the first time in his career
- Began the season at Double-A Tulsa going 3-1 with a 2.76 ERA (5 ER/16.1 IP) in 13 appearances...successfully converted six of seven save opportunities
 - Promoted to Triple-A Oklahoma City on May 10 and made 33 appearances for the OKC Dodgers, going 1-1 with a 4.38 ERA (18 ER/37.0 IP) with 47 strikeouts against 15 walks
- 2017** · Spent the entire season with Double-A Tulsa, where he posted an 8-8 record with a 4.63 ERA (50 ER/116.2 IP) in a career-high 24 starts
- Topped the club in wins (8), starts (24) and innings (116.2)
- 2016** · Combined to go 8-5 with one save and posted a 2.81 ERA in 30 games (19 starts) with Single-A Rancho Cucamonga and Double-A Tulsa
- Limited opposing hitters to a .214 average, while posting a 1.08 WHIP...struck out 125 batters against 36 walks in 125.0 innings

- Began the season with the Quakes, where he went 8-4 with a 2.66 ERA and held hitters to a .207 average in 20 games (19 starts)...prior to his promotion to Double-A Tulsa on Aug. 1, he led the California league in ERA, opponents' batting average and WHIP (1.03)
- Selected as California League Pitcher of the Year as well as a Cal League mid- and post-season All-Star and Pitcher of the Week for the period ending June 19
- Also selected as a Baseball America High Class-A All-Star

2015 · Progressed across three levels in his first professional season, combining to go 0-2 with a 2.42 ERA in 13 games (three starts) with Rookie-advanced Ogden, Single-A Great Lakes and Single-A Rancho Cucamonga

- Combined to limit opposing hitters to a .221 batting average, with 25 Ks in 22.1 innings

Personal:

Joshua Alan Sborz...attended McLean High School (VA), where he was named Virginia State Player of the Year in 2012...played three seasons at the University of Virginia, finishing sixth in program history in saves (17) and seventh in pitching appearances (80)...named Most Outstanding Player at the 2015 College World Series and has made 14 career NCAA tournament appearances, which is most in school history...older brother, Jay, played eight seasons (2003-10) in the Detroit Tigers organization and made his MLB debut in 2010...selected in the Competitive Balance Round B (74th overall) of the 2015 First-Year Player Draft and signed by scout Clair Rierson.

Josh Sborz's Career Pitching Record

Year	Team	W-L	ERA	G	GS	CG	SHO	SV	IP	H	R	ER	HR	HB	BB	SO	WP	BK	AVG
2015	Great Lakes	0-1	2.84	2	2	0	0	0	6.1	5	4	2	2	0	2	9	1	0	.185
	Rancho Cucamonga	0-0	1.50	9	0	0	0	2	12.0	12	2	2	1	1	3	12	1	0	.255
	Ogden	0-1	4.50	2	1	0	0	0	4.0	2	2	2	0	0	4	4	1	0	.167
2016	Tulsa	0-1	3.78	10	0	0	0	1	16.2	17	10	7	2	0	6	17	0	0	.258
	Rancho Cucamonga	8-4	2.66	20	19	0	0	0	108.1	82	38	32	8	3	30	108	7	1	.207
2017	Tulsa	8-8	3.86	24	24	0	0	0	116.2	106	60	50	8	4	56	81	7	0	.243
2018	Oklahoma City	1-1	4.38	33	0	0	0	0	37.0	38	19	18	0	0	15	47	4	2	.266
	Tulsa	3-1	2.76	13	0	0	0	6	16.1	11	6	5	1	2	5	24	2	0	.193
Minor League-4 years		20-17	3.35	113	46	0	0	9	317.1	273	141	118	22	10	121	302	23	3	.230

Josh Sborz's Career Single-Game Bests

Low-Hit Complete Game:	---	Most Strikeouts:	---
Most Innings Pitched Starter:	---	Most Walks:	---
Most Innings Pitched Reliever:	---	Longest Winning Streak:	---
Most Earned Runs Allowed:	---	Longest Losing Streak:	---

Career Transactions

· July 17, 2015: signed with the Dodgers

Disabled List

· Has not been on the disabled list in the Major Leagues



JAIME

Schultz

RHP | 50

@JMSchultz12

Bats: Right **Throws:** Right

Height: 5-10 **Weight:** 205

Opening Day Age: 27

Born: June 20, 1991 in Albany, NY

Resides: Livingston, TX

Acquired: Via trade with Tampa Bay on January 8, 2019

ML Service: 0.069

Debut: May 29, 2018



Career Summary

- Enters his first season with the Dodgers' organization after spending his first six seasons in the Tampa Bay organization
- Made his Big League debut on May 29, 2019 against Oakland, striking out the side in one scoreless inning
- Appeared in 22 games (one start) for the Rays in 2018, compiling a 5.64 ERA while going 2-2 with 35 strikeouts in 30.1 innings
- In six minor league seasons, he has posted a 22-17 record with a 3.57 ERA (169 ER/425.2 IP) in 136 games (80 starts)...has 555 strikeouts in 425.2 innings (11.7 SO/9)
- Led Triple-A with 163 strikeouts in 2016 and finished third in the minors behind Brandon Woodruff (173) and Josh Staumont (167)
- Led the Rays' organization in strikeouts from 2015-2016, becoming the first Rays' minor leaguer to lead the system in strikeouts in back-to-back years since Matt Moore did it in three consecutive years from 2009-11
- Named 2015 Southern League All-Star
- Originally drafted by the Tampa Bay Rays in the 14th round of the 2013 First-Year Player Draft

Year-By-Year

- 2018**
- Split the season between Triple-A Durham and the Tampa Bay Rays, going a combined 4-3 with a 5.70 ERA (42 ER/66.1 IP) in 54 games...he struck out 92 batters in 66.1 innings
 - Went 2-1 with a 5.75 ERA 32 games (one start) with Durham...fanned 58 batters in 36.0 innings, finishing tied for eighth on the team in that category
 - Made his Major League debut on May 29 against Oakland, striking out all three batters he faced on 14 pitches
 - Was recalled on three separate occasions, going 2-2 with a 5.64 ERA in 22 games for Tampa Bay
 - Designated for assignment on January 4, 2019
 - Traded to the Dodgers for RHP Caleb Sampen from Tampa Bay
- 2017**
- Limited to 13 appearances with Triple-A Durham after suffering a right groin injury in his first outing of the season...made three rehab appearances (one start) with the GCL Rays...pitched in three games for Class-A Charlotte before being transferred back to Durham and was reinstated from the disabled list on July 18
 - Pitched exclusively out of the bullpen for Durham, his first relief appearance since 2013 with Short-A Hudson Valley.
 - Also made two appearance for Durham in the International League playoffs.
 - Ranked by Baseball America as the No. 28 prospect in the Rays system following the season... Baseball America also tabbed him as having the Best Slider in the organization for a second consecutive year.
 - Made nine appearances for the Rays in Spring Training, going 0-1 with a 1.84 ERA (3 ER/ 14.1 IP) and 22 strikeouts
 - Added to the 40-man roster on October 2
- 2016**
- Spent the 2016 season with Durham, going 5-7 with a 3.93 ERA (52 ER/130.2 IP) in 27 starts...his 163 strikeouts led Triple-A pitchers and ranked 3rd in the minors behind Brandon Woodruff (173) and Josh Staumont (167)...led Rays' minor leaguers for a second consecutive year.
 - Became the first Rays' minor leaguer to lead the system in strikeouts in back-to-back years since Matt

Moore did it in three consecutive years from 2009-11.

- In addition to leading the International League in strikeouts, ranked 7th with a 3.58 ERA and tied for 3rd in starts
- Tied a career-high with 12 strikeouts in 5.0 innings on April 24 vs. Indianapolis
- Took a perfect game into the 7th inning on June 6 at Norfolk...retired his first 20 batters he faced before a Mike Yastrzemski doubled...Mike is the grandson of Hall of Famer Carl Yastrzemski and went one pick after Schultz in the 14th round of the 2013 June Draft
- Ranked by Baseball America as the No. 12 prospect in the Rays system following the season, up from No. 23 the year prior
- Invited to his first Big League Spring Training as a Non-Roster invitee, tossing 8.2 scoreless innings with eight strikeouts in four games

2015 • Made 27 starts for Double-A Montgomery, going 9-5 with a 3.67 ERA...fanned 168 batters in 135.0 innings

- Led the team in strikeouts, starts, while finishing second in ERA and wins
- Set career-highs in wins, innings pitched and strikeouts
- His 168 strikeouts tied for 2nd-most among all minor league pitchers behind José Berríos (175)...most by a Rays' farmhand since Matt Moore (210) in 2011
- Ranked among Southern League leaders in ERA (3.67, 9th), starts (27, T-1st), strikeouts (168, 1st) and opponents' batting average (.218, 1st)
- Named Southern League mid-season All-Star team after going 5-3 with a 3.55 ERA in 13 first half stats...retired both batters he faced in the game
- Posted a 6-2 record with a 1.88 ERA in 13 road starts, while going 3-3 with a 5.71 ERA at home

2014 • Combined to make 14 starts across Single-A Bowling Green and High-A Charlotte, going 4-1 with a 2.40 ERA...missed parts of the season due to a pair of disabled list stints

- Went 2-1 with a 1.95 ERA in nine starts for Bowling Green...struck out 58 batters in 37.0 innings before being transferred to High-A on August 20
- Made seven starts for Peoria Javelinas in the Arizona Fall League, going 2-3 with a 4.61 ERA and 28 strikeouts in 27.1 innings...led the AFL in strikeouts

2013 • Made his professional debut with Rookie-level Hudson Valley, going 1-2 with a 3.05 ERA...tied for the Renegades team lead with 55 strikeouts.

- Drafted in the 14th round out of High Point University in the 2013 First-Year Player Draft

Personal

Jaime Matthew Schultz...played three years at High Point University, going a combined 10-9 with a 3.90 ERA in 57 games (14 starts)...named to the All-Big South second team as a freshman and was 10th in the conference with 68 strikeouts in 2010...missed the 2011 season with Tommy John surgery... selected by the Tampa Bay Rays in the 14th round of the 2013 First-Year Player Draft

Jaime Schultz's Career Pitching Record

Year	Team	W-L	ERA	G	GS	CG	SHO	SV	IP	H	R	ER	HR	HB	BB	SO	WP	BK	AVG
2013	Hudson Valley	1-2	3.05	17	10	0	0	0	44.1	32	17	15	3	4	29	55	6	0	.206
2014	Bowling Green	2-1	1.95	9	9	0	0	0	37.0	27	9	8	2	1	14	58	5	0	.203
	Charlotte	2-0	3.13	5	5	0	0	0	23.0	19	9	8	0	2	15	21	2	0	.226
2015	Montgomery	9-5	3.67	27	27	0	0	0	135.0	105	58	55	11	9	90	168	10	0	.218
2016	Durham	5-7	3.58	27	27	0	0	0	130.2	113	57	52	12	1	68	163	7	0	.236
2017	Durham	1-0	3.86	13	0	0	0	0	11.2	10	5	5	1	1	4	21	1	1	.222
	Charlotte	0-1	6.23	3	0	0	0	1	4.1	4	3	3	1	0	2	7	0	0	.250
	GCL Rays	0-0	0	3	1	0	0	0	3.2	3	1	0	0	0	0	4	0	1	.200
2018	TAMPA BAY	2-2	5.64	22	1	0	0	0	30.1	18	19	19	6	3	17	35	1	0	.175
	Durham	2-1	5.75	32	1	0	0	3	36.0	44	27	23	5	0	23	58	2	2	.299
Major League- 1 year		2-2	5.64	22	1	0	0	0	30.1	18	19	19	6	3	17	35	1	0	.175
Minor League-6 years		22-17	3.57	136	80	0	0	4	425.2	357	186	169	35	18	245	555	33	4	.230

Jaime Schultz' Career Single-Game Bests

Low-Hit Complete Game: ---
 Most Innings Pitched Starter: 0.2, Sept. 27, 2018 vs. NYY
 Most Innings Pitched Reliever: 3.0, July 25, 2018 vs. NYY
 Most Earned Runs Allowed: 4 (2x), last: Sept. 27, 2018 vs. NYY

Most Strikeouts: July 20, 2018 vs. MIA
 Most Walks: 3 (2x), August 3, 2018 vs. CWS
 Longest Winning Streak: 2 games, July 14-Sept. 10, 2018
 Longest Losing Streak: 2 games, Sept. 14-27, 2018T

Career Transactions

- June 15, 2013- Signed by the Tampa Bay Rays
- January 8, 2019- Traded to the Dodgers from Tampa Bay in exchange for Caleb Sampen

Disabled List

- Has not been on the disabled list in the Major Leagues



COREY

Seager

1F | 5

@CoreySeager_5

Bats: Left **Throws:** Right

Height: 6-4 **Weight:** 215

Opening Day Age: 24

Born: April 27, 1994 in Charlotte, NC

Resides: Kannapolis, NC

Acquired: Selected in the first round (18th overall) in 2012 Draft

ML Service: 3.032

MLB Debut: Sept. 3, 2015



Silver Slugger
(2: 2016, '17)



Rookie of the Year
(2016)

Career Summary

- The two-time All-Star and 2016 National League Rookie of the Year looks to bounce back from an injury plagued 2018 as he enters his fifth Major League season
- In 355 big-league games over four seasons (2015-2018), he has posted a .302/.372/.494 slashline with 220 runs, 86 doubles, seven triples, 54 home runs and 179 RBI...since 2015, ranks seventh among NL qualifiers in batting average and has the 11th-best OBP
- Has a .326 career batting average with RISP, the seventh-best mark in the NL since 2015
- Unanimously voted as the National League's 2016 Rookie of the Year and finished third in the NL MVP voting in 2016 after completing the season ranked among the NL leaders in hits (193, 2nd), runs (105, 5th), doubles (40, 7th), multi-hit games (57, T-2nd), extra-base hits (71, 7th), total bases (321, 4th), batting average (.308, 7th) and slugging percentage (.512, 10th)...established Los Angeles rookie records in hits, runs and doubles...also recognized by The Sporting News and Baseball America the publications' Rookie of the Year
- Became the first Dodger since Jackie Robinson (1947-48) to collect 30 doubles in each of his first two big league seasons, recording 40 in 2016 and 33 in 2017
- His 26 homers in 2016 established a Dodger record for a shortstop, breaking the previous record of 22, held by Glenn Wright (1930)...his 52 career home runs as a shortstop is the most in LA Dodger history and second in franchise history to Pee Wee Reese (122)
- Made his Major League debut on Sept. 3, 2015 as the starting shortstop at San Diego and picked up his first hit in his second at-bat with a double off Colin Rea
- Hit his first big league home run on Sept. 12, 2015 at Arizona with a solo shot off Josh Collmenter
- Honored at nearly every stop during his four-year minor league career, earning a selection to the 2014 Futures Game and recognition as a Baseball America Minor League All-Star in both 2014 and 2015...posted a .307/.368/.523 slashline with 62 homers and 278 RBI in 390 minor league games from 2012-15
- Selected by the Dodgers in the first round (18th overall) of the 2012 First-Year Player Draft out of Northwest Cabarrus High School (NC)

Year-By-Year

- 2018** • Appeared in 26 games, slashing .267/.348/.396 with five doubles, one triple, two home runs and 13 RBI prior to missing the remainder of the season due to injury
 - Had season-ending Tommy John surgery on his right elbow on May 5, performed by Dr. Neal ElAttrache in Los Angeles
 - Also underwent arthroscopic surgery on his left hip on Aug. 7, performed by Dr. Bryan Kelly in New York
- 2017** • Posted a .295/.375/.479 slashline with 85 runs, 33 doubles and 22 home runs, while also recording career-highs in RBI (77) and walks (67) in 145 games
 - Ranked among the top 20 in the National League in hits (159, T-14th), multi-hit games (42, T-16th), OBP (16th), batting average (18th) and doubles (T-19th)...according to Fangraphs.com, his 5.7 WAR ranked seventh best in the NL, which was also best on the team
 - Recognized with his second consecutive Silver Slugger Award after leading National League shortstops in runs (4th ML), hits (T-4th ML), doubles (T-5th ML) and walks (1st ML), while ranking second in batting average, OBP and SLG and is third in RBI and home runs

- His .361 (39-for-108) batting average with runners in scoring position ranked eighth in the NL, while his .329 (71-for-216) average with runners on base ranked 14th in the senior circuit
- His .325 batting average (55-for-169) against left-handers ranked 11th best in the National League
- Selected to the National League All-Star team for the second consecutive season...also finished 17th in the NL MVP voting
- Posted a .301/.382/.507 slashline with 20 doubles, 12 homers and 41 RBI in 73 games at Dodger Stadium...ranked top 20 in the NL in doubles (20, T-9th), hits (82, 12th), runs (50, T-13th), SLG (19th), batting average (20th) and OPB (20th) at home
- On June 20 vs. New York-NL, ripped his second-career three home run game and established a new career-best with six RBI...on June 11 vs. Cincinnati, he stroked his first career grand slam homer off of Raisel Iglesias
- Went 9-for-38 (.237) with one double, one triple, one home run and six RBI in 10 Postseason games...missed the NLCS vs. Chicago due to a low back sprain

- 2016**
- Unanimously awarded the National League's Rookie of the Year and selected as an All-Star in his first big-league season...was the Dodgers' 17th Rookie of the Year and the 21st player overall to win the award by unanimous vote
 - Was also a finalist and finished third in the MVP voting...recognized with a Silver Slugger Award, the Players Choice Award for Outstanding NL Rookie and by both The Sporting News (NL) and Baseball America (MLB) as the publications' Rookie of the Year
 - Finished the season ranked among the NL leaders in hits (193, 2nd), runs (105, 5th), doubles (40, 7th), multi-hit games (57, T-2nd), extra-base hits (71, 7th), total bases (321, 4th), batting average (.308, 7th) and slugging percentage (.512, 10th)...according to Stats, LLC, is just the fourth rookie in the divisional era (since 1969) to rank in the NL's Top 10 in batting average and slugging percentage, joining Dusty Baker (1972, ATL), Mike Piazza (1993, LA) and Albert Pujols (2001, STL)
 - His 26 homers established a Dodger record for a shortstop, breaking the previous record of 22, held by Glenn Wright (1930)...joined with his brother Kyle (30 HR) to become the first set of brothers with 25+ homers each in the same season
 - His 193 hits were the most by a big-league rookie since 2001, when Albert Pujols had 194 hits and Ichiro Suzuki knocked 242
 - Established Los Angeles rookie records in hits, runs and doubles, while ranking among the club rookie single-season leaders in homers (T-2nd), RBI (6th), average (2nd), on-base percentage (2nd) and slugging percentage (3rd)
 - Topped Major League rookies in games played, hits, runs, doubles, RBI (T-1st), multi-hit games (57) and walks (54), while ranking second with 26 homers
 - Batted .295 with RISP (33-for-112) and hit .333 with runners on base (85-for-255, 7th NL)
 - Posted a .334/.391/.557 slashline vs. right-handers, going 144-for-431 with 21 of his 26 home runs...his average vs. RHP was the fourth-best in MLB
 - Named to the National League All-Star team and participated in the HR Derby, becoming the youngest position player to be honored as an All-Star in franchise history at 22 years, 69 days old (previous: Pete Reiser: 22 years, 113 days) and the third-youngest Dodger All-Star overall (at the time of their first selection), behind only Fernando Valenzuela and Ralph Branca
 - Posted the second-longest hitting streak by a rookie in Los Angeles history with a 19-game run from June 16-July 6, behind only Tommy Davis' 20-game run from July 30-Aug. 20, 1960...batted .392 (31-for-79) with 10 doubles, two triples, two homers and five RBI
 - Named NL's June Rookie of the Month
 - On June 3 vs. Atlanta, launched three solo home runs for his first career three-homer game, becoming the first Dodger rookie to do so...he also was the first rookie shortstop in MLB history to have a three-homer game and the sixth youngest player overall to accomplish the feat
 - Blasted first-inning homers in Games 1 and 2 of the NLDS at Washington and went 9-for-44 (.205) with a double, two homers and four RBI in 11 postseason games

- 2015**
- Had his contract selected by the Dodgers on Sept. 3 and batted .337 with a .425 on-base percentage, eight doubles, a triple, four homers and 17 RBI in 27 September games...reached base safely in 24 of 25 starts...reached base safely in the first 21 starts of his career, becoming the first Los Angeles Dodger to do so
 - Made his Major League debut on Sept. 3 as the starting shortstop at San Diego, going 2-for-4 with a double and two RBI...picked up his first hit in his second at-bat with a double off Colin Rea
 - Hit his first big league home run on Sept. 12 at Arizona with a solo shot off Josh Collmenter
 - Reached base safely in nine consecutive plate appearances Sept. 10-11 at Arizona, becoming the first Los Angeles rookie ever to accomplish the feat (Source - Elias Sports Bureau)
 - Appeared in all five of the Dodgers' NLDS games against the Mets, starting four games at shortstop, and went 3-for-16 with a double (.188)
 - Combined to hit .293 with 37 doubles, 18 home runs and 76 RBI in 125 minor league games with Double-A Tulsa and Triple-A Oklahoma City, earning a selection to Baseball America's 2015 Minor League All-Star Team and as the publication's Triple-A Player of the Year...was named a midseason Pacific Coast League All-Star
 - Entered the season rated as the Dodgers' No. 1 prospect and as the seventh-best overall prospect by MLB.com

- 2014 · Named the Dodgers' Branch Rickey Minor League Co-Player of the Year, appeared in the XM All-Star Futures Game, and named to Baseball America's Minor League All-Star Team, combining to hit .349 with 20 homers and 97 RBI in 118 games with Single-A Rancho Cucamonga and Double-A Chattanooga.....posted a .402 combined on-base percentage and a .602 slugging percentage
- Also selected as Baseball America's Single-A Classification Player of the Year, honored as the 2014 California League's Most Valuable Player and voted as a mid- and post-season All-Star...led the league in doubles (34), total bases (207), extra-base hits (54), slugging percentage (.633) and OPS (1.044) at the time of his promotion to Double-A (July 17)
- Played in the Arizona Fall League for the Glendale Desert Dogs, earning a selection to the league's All-Prospect Team and starting at shortstop in the league's Rising Stars Game
- 2013 · Combined to hit .269 with 16 home runs and 72 RBI in 101 games with Single-A Great Lakes and Rancho Cucamonga in his first full professional season
- Following the season, played for the Glendale Desert Dogs of the Arizona Fall League and earned a selection to the league's Rising Stars Game
- 2012 · Appeared in 46 games with Rookie-level Ogden in his first professional season after signing with Los Angeles on June 30...hit .309 with a .383 on-base percentage, nine doubles, eight homers and 33 RBI

Personal

Corey Drew Seager...named the Gatorade 2012 Player of the Year in North Carolina and a Baseball America First-Team All-American after batting .519 with 10 homers, 37 RBI, 13 stolen bases, a .664 on-base percentage and a 1.062 slugging percentage for Northwest Cabarrus High School during his senior season...named as one of three team captains on the 2010 USA Baseball 16- and-under National Team, batting .514 with a home run and 12 RBI while earning All-Tournament honors and helping lead the team to a gold medal at the Pan-American Games in Mexico...his oldest brother, Kyle, was a third-round pick of the Seattle Mariners in 2009... middle brother, Justin, was also drafted by the Mariners, while his father, Jeff, played at Fairleigh Dickinson University in New Jersey...selected by the Dodgers in the first round (18th overall) of the 2012 First-Year Player Draft and signed by Dodger scout Lon Joyce.

Corey Seager's Career Batting Record

Year	Team	AVG	G	AB	R	H	2B	3B	HR	RBI	SH	SF	HBP	BB	SO	SB	CS	OBP	SLG	E
2012	Ogden	.309	46	175	34	54	9	2	8	33	1	3	2	21	33	8	2	.383	.520	17
2013	Rancho Cucamonga	.160	27	100	10	16	2	1	4	15	0	2	0	12	31	1	0	.246	.320	8
	Great Lakes	.309	74	272	45	84	18	3	12	57	1	2	3	34	58	9	4	.389	.529	11
2014	Chattanooga	.345	38	148	28	51	16	3	2	27	1	2	0	10	39	1	1	.381	.534	10
	Rancho Cucamonga	.352	80	327	61	115	34	2	18	70	0	3	5	30	76	5	1	.411	.633	12
2015	LOS ANGELES	.337	27	98	17	33	8	1	4	17	0	0	1	14	19	2	0	.425	.561	5
	Oklahoma City	.278	105	421	64	117	30	2	13	61	0	6	5	32	65	3	0	.332	.451	13
	Tulsa	.375	20	80	17	30	7	1	5	15	0	1	0	5	11	1	1	.407	.675	2
2016	LOS ANGELES	.308	157	627	105	193	40	5	26	72	0	2	4	54	133	3	3	.365	.512	18
2017	LOS ANGELES	.295	145	539	85	159	33	0	22	77	0	3	4	67	131	4	2	.375	.479	11
2018	LOS ANGELES	.267	26	101	13	27	5	1	2	13	0	1	2	11	17	0	0	.348	.396	3
Major League-4 years		.302	355	1365	220	412	86	7	54	179	0	6	11	146	300	9	5	.372	.494	37
Dodger Totals-4 years		.302	355	1365	220	412	86	7	54	179	0	6	11	146	300	9	5	.372	.494	37
Minor League-4 years		.307	390	1523	259	467	116	14	62	278	3	19	15	144	313	28	9	.368	.523	73

COREY SEAGER'S CAREER POSTSEASON BATTING RECORD

Year	Team	AVG	G	AB	R	H	2B	3B	HR	RBI	SH	SF	HP	BB	SO	SB	CS	OBP	SLG
2015	NLDS: LAD vs. NYM	.188	5	16	2	3	1	0	0	0	0	0	0	1	8	0	0	.235	.250
2016	NLDS: LAD vs. WAS	.130	5	23	3	3	1	0	2	3	0	0	0	0	6	0	0	.130	.435
	NLCS: LAD vs. CHC	.286	6	21	0	6	0	0	0	1	0	0	1	2	7	0	0	.375	.286
2017	NLDS: LAD vs. ARI	.273	3	11	3	3	0	1	0	2	0	0	0	4	3	1	0	.467	.455
	WS: LAD vs. HOU	.222	7	27	4	6	1	0	1	4	0	1	0	3	9	0	0	.290	.370
Postseason Totals		.214	26	98	12	21	3	1	3	10	0	1	1	10	33	1	0	.291	.357
LDS Totals		.180	13	50	8	9	2	1	2	5	0	0	0	5	17	1	0	.255	.380
LCS Totals		.286	6	21	0	6	0	0	0	1	0	0	1	2	7	0	0	.375	.286
WS Totals		.222	7	27	4	6	1	0	1	4	0	1	0	3	9	0	0	.290	.370

Corey Seager's Career Single-Game Bests

Most Hits:	4 (5x), last: June 20, 2017 vs. NYM	Most Stolen Bases:	1 (9x), last: Sept. 11, 2017 at SF
Most RBI:	6, June 20, 2017 vs. NYM	Most Walks:	3 (3x), last: June 17, 2017 at CIN
Most Home Runs:	3 (2x), last: June 20, 2017 vs. NYM	Longest Hitting Streak:	19 games, June 16-July 6, 2016
Most Runs Scored:	3 (5x), last: June 20, 2017 vs. NYM	Grand Slams:	1, June 11, 2017 vs. CIN (Iglesias)

Corey Seager's Career Fielding Record

Position	PCT	G	PO	A	E	TC	DP
Shortstop	.966	176	218	426	23	667	79
Third Base	1.000	6	1	11	0	12	1

Career Transactions

- Selected by Los Angeles in the first round (18th overall) of the 2012 First-Year Player Draft

Disabled List

- May 1, 2018 – end of season (right UCL strain)



BROCK

Stewart

RHP | 48

@Brock_A_Stewart

Bats: Left **Throws:** Right

Height: 6-3 **Weight:** 215

Opening Day Age: 27

Born: Oct. 3, 1991 in Normal, IL

Resides: Normal, IL

Acquired: Selected in the sixth round of the 2014 First-Year Player Draft

ML Service: 1.059

MLB Debut: June 29, 2016



Career Summary

- 27-year-old right-hander enters his fourth season with the Dodgers following an injury-laden 2017 season in which he was just limited to 17 games (four starts) with Los Angeles
- In 33 career big league games (11 starts), he has gone 2-3 with one save and has posted a 4.84 ERA over three seasons with the Dodgers...has struck out 68 batters against 40 walks in 80.0 innings, while holding hitters to a .268 average
- In 11 career starts he has gone 2-2 with a 5.91 ERA (30 ER/45.2 IP), while collecting one save and posting a 3.41 ERA (13 ER/34.1 IP) in 22 relief appearances
- Became the first Dodger since Hideo Nomo in 1995 to begin the year in Single-A and start in a Major League game in the same season in 2016
- Had his contract selected on June 29, 2016 and made his Major League debut that day, allowing five runs on eight hits in 5.0 innings and recording the loss at Milwaukee
- Collected his first big league win on Sept. 7, 2016 against Arizona, allowing just one run on five hits in 5.0 innings of work
- Recorded his first big league save on June 20, 2017 against New York (NL), pitching 3.0 scoreless innings with four strikeouts and a walk
- In five minor league seasons with the Dodger organization, he has posted a 19-17 record with a 3.09 ERA in 88 career games (66 starts) and has limited the opposition to a .242 batting average
- During the course of his minor league career, he has posted 9.3 strikeouts per nine innings and a 4.12 strikeout-to-walk ratio, striking out 383 batters against just 93 walks in 370.1 innings
- Named the Dodgers' 2016 Branch Rickey Minor League Pitcher of the Year and to Baseball America's Minor League All-Star Team after combining to go 9-4 with a 1.79 ERA, a .200 opponents' batting average and a 0.88 WHIP in 21 starts at Single-A Rancho Cucamonga, Double-A Tulsa and Triple-A Oklahoma City...also selected as a Texas League All-Star
- Selected by the Dodgers in the sixth round of the 2014 First-Year Player Draft out of Illinois State University

Year-By-Year

- 2018** • Appeared in nine games (two starts) in the Majors for the Dodgers, going 0-1 with a 6.11 ERA (12 ER/17.2 IP) and striking out 14 batters against nine walks
- Spent the remainder of the season with the Triple-A Oklahoma City Dodgers making 19 starts with an ERA of 2.99 (32 ER/96.1 IP)... struck out 80 batters against 29 walks while holding hitters to a .232 average
 - Was very effective against left-handed batters, holding them to a .184 average in 19 games with Oklahoma City
 - Ended the season on the 40-man roster after landing on the 60-day DL with a right oblique strain
- 2017** • Appeared in 17 games (four starts) over five stints with the Dodgers, collecting one save, posting a 3.41 ERA (13 ER/34.1 IP) and striking out 29 batters against 19 walks in 34.1 innings
- Held hitters to a .226 average and has been effective against hitters from both sides of the plate, limiting righties to a .217 mark and holding lefties to a .236 average
 - As a starter he posted a 5.27 ERA (8 ER/13.2 IP) in four starts, while recording a save and posting a 2.18 ERA (5 ER/20.2 IP) in 13 relief appearances

- Picked up his first big league save on June 20 against New York (NL), pitching 3.0 scoreless innings with four strikeouts and a walk
- Made a combined six starts with Single-A Rancho Cucamonga and Triple-A Oklahoma City, going 0-2 with a 4.08 ERA (8 ER/17.2 IP) and struck out 26 batters against four walks in 17.2 innings
- Started the season on the 10-day disabled list (March 30) with right shoulder tendinitis and was transferred to the 60-day DL on May 29...reinstated from the DL on June 7

Personal

Brock Allen Stewart...played four years of college ball at Illinois State, where he pitched and also played infield during his career...made just 12 pitching appearances in college (one start), appearing in one game as a sophomore and 11 (one start) as a senior, going 3-2 with a 2.36 ERA and limiting opponents to .198 batting average...combined to hit .266 with 11 homers and 82 RBI in 123 collegiate games...attended Normal West (IL) High School...was an all-conference and all-state selection as a senior, but set a school single-season record by batting .506 as a junior...selected by the Mets out of high school in the 40th round of the 2010 draft, but did not sign...his father Jeff used to be the baseball coach at Illinois State and is currently a pro scout for the Rays...selected by the Dodgers in the sixth round of the 2014 First-Year Player Draft and signed by scout Chet Sergio.

Brock Stewart's Career Pitching Record

Year	Team	W-L	ERA	G	GS	CG	SHO	SV	IP	H	R	ER	HR	HB	BB	SO	WP	BK	AVG
2014	Ogden	3-2	3.41	17	1	7	0	3	34.1	36	20	13	1	2	17	45	10	0	.259
2015	Great Lakes	2-2	2.84	7	7	0	0	0	38.0	38	13	12	4	1	6	38	4	0	.262
	Rancho Cucamonga	2-4	5.43	18	12	0	0	0	63.0	75	39	38	6	4	18	65	3	1	.291
2016	LOS ANGELES	2-2	5.79	7	5	0	0	0	28.0	33	18	18	7	0	12	25	0	0	.292
	Rancho Cucamonga	2-0	0.82	2	2	0	0	0	11.0	5	1	1	0	0	2	10	1	0	.135
	Oklahoma City	4-0	2.49	9	9	0	0	0	50.2	41	14	14	4	0	6	54	0	0	.217
	Tulsa	3-4	1.37	10	10	1	0	0	59.1	41	12	9	0	2	11	65	1	0	.196
2017	LOS ANGELES	0-0	3.41	17	4	0	0	1	34.1	28	18	13	4	1	19	29	0	0	.226
	Oklahoma City	0-1	3.12	5	5	0	0	0	17.1	19	6	6	2	1	3	25	0	0	.279
	Rancho Cucamonga	0-1	54.00	1	1	0	0	0	0.1	3	3	2	0	0	1	1	1	0	.600
2018	LOS ANGELES	0-1	6.11	9	2	0	0	0	17.2	23	15	12	4	2	9	14	1	0	.303
	Oklahoma City	3-3	2.99	19	19	0	0	0	96.1	83	34	32	7	2	29	80	2	1	.232
Major League-3 years		2-3	4.84	33	11	0	0	1	80.0	84	51	43	15	3	40	68	1	0	.268
Dodger Totals-3 years		2-3	4.84	33	11	0	0	1	80.0	84	51	43	15	3	40	68	1	0	.268
Minor League- 4 years		19-17	3.09	88	66	1	0	3	370.1	341	142	127	24	12	93	383	22	2	.242

Brock Stewart's Career Single-Game Bests

Low-Hit Complete Game:	None	Most Strikeouts:	8, Aug. 28, 2016 vs. CHC
Most Innings Pitched - Starter:	5 (4x), last: Sept. 17, 2016 at ARI	Most Walks:	4 (3x), Sept. 2, 2017 at SD
Most Innings Pitched - Reliever:	3 (3x), last: May 11, 2018 vs. CIN	Longest Winning Streak:	2 games, Sept. 7-17, 2016
Most Earned Runs Allowed:	9, Aug. 3, 2016 at COL	Longest Losing Streak:	2 games, June 29-Aug. 8, 2016

Brock Stewart's Career Fielding Record

Position	PCT	G	PO	A	E	TC	DP
Pitcher	.889	33	0	8	1	9	1

Career Transactions

- Selected by Los Angeles in the sixth round of the 2014 First-Year Player Draft

Disabled List

- April 2-June 7, 2017 (right shoulder tendinitis)
- Sept. 2, 2018 - conclusion of season (right oblique strain)



ROSS

Stripling

RHP | 68

@RossStripling

Bats: Right **Throws:** Right**Height:** 6-3 **Weight:** 220**Opening Day Age:** 29**Born:** Nov. 23, 1989 in Bluebell, PA**Resides:** Granbury, TX**Acquired:** Selected in the fifth round of the 2012 First-Year Player Draft**ML Service:** 2.115**MLB Debut:** April 8, 2016

Career Summary

- All-star right-handed pitcher enters his seventh professional season and fourth with the Dodgers, owning an 16-20 record, collecting two saves and posting a 3.87 ERA (75 ER/174.1 IP) in 71 career big league games (16 starts)
- In 37 big league starts he has gone 11-12 with a 3.75 ERA (78 ER/187.0 IP), while going 5-8 with two saves and posting a 3.13 ERA (38 ER/109.1 IP) in 67 career relief appearances
- Has held hitters to a career .248 average, including a .212 mark against lefties...his opponents' batting average against left-handed hitters since his debut in 2016 ranks 11th lowest in the National League
- Has struck out 148 batters against 49 walks in 174.1 innings, posting a 3.02 strikeout-to-walk ratio
- Made his Major League debut on April 8, 2016 at San Francisco, allowing just one run in 7.1 no-hit innings and did not factor in the decision...became the first pitcher to take a no-hit bid through 7.1 innings in his big league debut since Billy Rohr for the Red Sox on April 14, 1967
- Collected his first big league win on May 13, 2016 against the Cardinals, allowing four runs on eight hits in 5.0 innings in the Dodgers' 8-4 victory
- Recorded his first big league save on May 27, 2017 against the Cubs, tossing 3.0 scoreless innings with two strikeouts and allowing just one hit in the Dodgers' 5-0 victory
- During the course of his minor league career, has gone 13-14 with a 2.86 ERA in 64 career games (53 starts) and has limited opposing hitters to a .235 average with a 1.12 WHIP
- Selected by the Dodgers in the fifth round of the 2012 First-Year Player Draft out of Texas A&M University

Year-By-Year

- 2018** • Selected to the NL All-Star team after recording career highs in wins (8), starts (21), strikeouts (136) and ERA (3.02)
- Started the season in the bullpen, allowing one run in 14.1 innings in his first 10 games...made his first start of the season on April 30 and became a full-time member of the rotation on May 6
 - As a starter, he went 8-6 with a 3.39 ERA and a 1.18 WHIP
 - Pitched 12 games as a reliever, where he boasted a 0.57 ERA (1 ER/15.2 IP), limited hitters to a .220 average and struck out 17 while issuing only six walks
 - Struck out a career-high 136 batters and walked only 22... His 6.18 strikeout to walk ratio ranked fourth amongst Major League pitchers (min. 120 IP)
 - Went 8-2 with a 2.08 ERA in 25 games (14 starts) in 95.1 innings in the first half...fanned 108 batters versus 14 walks in that span
 - Prior to the break, he was among the National League leaders in wins (T-7th) and ERA (5th)
 - Selected to the All-Star Game, where he took the loss after allowing three runs in 1.2 innings
- 2017** • In his second season with the Dodgers, he went 3-5 with two saves paired with a 3.75 ERA (31 ER/74.1 IP) in 49 games (two starts) while transitioning to the bullpen
- In two spot starts he did not allow a run in 5.0 innings, while going 3-5 with two saves and posting a 4.02 ERA in 47 relief appearances...ranked 15th amongst NL relievers in innings pitched (69.1 IP)

- Held hitters to a .246 average, including limiting lefties to a .198 average...ranked seventh amongst NL reliever in opponents' batting average against left-handed hitters
 - Struck out 74 batters against just 19 walks in 74.1 innings, while also posting a 1.18 WHIP
 - Recorded his first big league save on May 27 against the Cubs, tossing 3.0 scoreless innings with two strikeouts and allowing just one hit in the Dodgers' 5-0 victory
 - Used as a pinch runner twice and scored a run in each appearance, including scoring the game winning run via Austin Barnes' walk-off double against the Pirates on May 9
 - Made two stints with Triple-A Oklahoma City, from June 15-23 and again from June 26-July 4...during that stretch, he went 1-1 and did not allow an earned run in 3.1 innings in three appearances while striking out four against just one walk
 - Made the Dodgers postseason roster for all three series and appeared in five games for the club, allowing just four hits over 3.0 scoreless innings of relief with two strikeouts
- 2016**
- Earned a spot on the Dodgers' Opening Day roster and saw his first big league action, going 5-9 with a 3.96 ERA (44 ER/100.0 IP) in 22 games (14 starts) in four stints with Los Angeles
 - In 14 big-league starts, went 3-6 with a 4.52 ERA, while going 2-3 with a 2.22 ERA in eight career relief appearances
 - Made his Major League debut on April 8 at San Francisco, allowing one run on 7.1 no-hit innings and did not factor in the decision...became the first pitcher to take a no-hit bid through 7.1 innings in his big league debut since Billy Rohr for the Red Sox on April 14, 1967
 - Recorded his first big league win on May 13 against the Cardinals, allowing four runs on eight hits in 5.0 innings in the Dodgers 8-4 victory
 - Selected to the Dodgers' roster for both the NLDS and NLCS, combining to allow five runs (four earned, 8.31 ERA) in 4.1 innings in five postseason appearances
 - Combined to go 0-3 with a 3.66 ERA in six games (five starts) with Rookie-level AZL Dodgers and Triple-A Oklahoma City
- 2015**
- Combined to go 3-6 with a 3.66 ERA in 14 starts for Double-A Tulsa and Single-A Great Lakes...struck out 117 against just 30 walks in 127.2 innings
 - Opened the season on the DL and made his 2015 debut on June 14 for Great Lakes...transferred to Tulsa for the rest of the season
 - Added to the 40-man roster on Nov. 20
- 2014**
- Missed the entire season due to UCL Reconstruction (Tommy John) Surgery, which was performed by Dr. Neal ElAttrache in Los Angeles on April 2...made one appearance during Spring Training as a non-roster invitee in his first big league camp
- 2013**
- Named a Southern League All-Star and combined for an 8-4 record with one save and a 2.82 ERA in 27 games (22 starts) with Single-A Rancho Cucamonga and Double-A Chattanooga
 - Combined to limit opposing hitters to a .238 batting average with 117 strikeouts against just 30 walks
- 2012**
- Began his professional career with Rookie-level Ogden going 1-0 with a 1.24 ERA in 14 games (12 starts), while striking out 37 against just six walks in 36.1 innings pitched...limited opponents to a .197 batting average

Personal

Thomas Ross Stripling...resides in Houston, TX with his wife Shelby Gassiott...played college baseball at Texas A&M, where he starred for four seasons, going a combined 31-11 with a 3.13 ERA in 70 games (49 starts)...on May 12, 2012, he threw the 11th no-hitter in school history, a 1-0 victory over San Diego State...as a junior in 2011, finished the season with a 14-2 record with a 2.29 ERA...the 14 wins led the country and ranked third highest for single season in Texas A&M baseball history... selected as an All-American by the American Baseball Coaches Association/Rawlings (First Team), Collegiate Baseball (Third Team) and College Baseball Insider (Honorable Mention)... a standout in the classroom, selected as a third team Capital One Academic All-American and a first team Academic All-Big 12 selection... garnered first team All-Big 12 and ABCA/Rawlings All-Midwest Region Team accolades as well earning Big 12 Pitcher of the Week on three separate occasions...was a three-sport athlete at Carroll High School (Southlake, TX)...originally selected in the ninth round of the 2011 First-Year Player Draft, but did not sign...is a licensed stockbroker and has worked for a financial management firm in some off seasons... selected by the Dodgers in the fifth round of the 2012 First-Year Player Draft and signed by scout Clint Bowers

Ross Stripling's Career Pitching Record

Year	Team	W-L	ERA	G	GS	CG	SHO	SV	IP	H	R	ER	HR	HB	BB	SO	WP	BK	AVG
2012	Ogden	1-0	1.24	14	12	0	0	0	361	26	7	5	0	0	6	37	4	0	.197
2013	Chattanooga	6-4	2.78	21	16	0	0	1	94.0	91	33	29	4	0	19	83	4	0	.251
	Rancho Cucamonga	2-0	2.94	6	6	0	0	0	33.2	24	11	11	1	0	11	34	2	0	.198
2014									DNP-injured										
2015	Tulsa	3-6	3.88	13	13	1	0	0	671	61	29	29	7	0	19	55	4	0	.242
	Great Lakes	0-0	0.00	1	1	0	0	0	4.0	1	0	0	0	0	2	4	0	0	.077
2016	LOS ANGELES	5-9	3.96	22	14	0	0	0	100.0	96	46	44	10	1	30	74	6	0	.250
	Oklahoma City	0-2	3.78	5	4	0	0	0	16.2	20	7	7	2	0	2	17	1	0	.299
	AZL Dodgers	0-1	3.00	1	1	0	0	0	3.0	2	1	1	0	0	2	3	0	0	.182
2017	LOS ANGELES	3-5	3.75	49	2	0	0	2	74.1	69	31	31	10	0	19	74	2	0	.246
	Oklahoma City	1-1	0.00	3	0	0	0	0	3.1	3	1	0	0	0	1	4	1	0	.214
2018	LOS ANGELES	8-6	3.02	33	21	0	0	0	122.0	123	42	41	18	1	22	136	3	0	.257
Major League- 3 years		16-20	3.52	104	37	0	0	2	296.1	288	119	116	38	2	71	284	11	0	.252
Dodger Totals- 3 years		16-20	3.52	104	37	0	0	2	296.1	288	119	116	38	2	71	284	11	0	.252
Minor League- 5 years		13-14	2.86	64	53	1	0	1	258.1	228	89	82	14	0	62	237	16	0	.235

Ross Stripling's Career Postseason Pitching Record

Year	Team	W-L	ERA	G	GS	CG	SHO	SV	IP	H	R	ER	HR	HB	BB	SO	WP	BK
2016	NLDS: LAD vs. WAS	0-0	0.00	2	0	0	0	0	1.2	0	0	0	0	0	0	2	0	0
	NLCS: LAD vs. CHC	0-0	13.50	3	0	0	0	0	2.2	6	5	4	0	0	1	0	0	0
2017	NLCS: LAD vs. CHC	0-0	0.00	2	0	0	0	0	1.0	2	0	0	0	0	0	1	0	0
	WS: LAD vs. HOU	0-0	0.00	3	0	0	0	0	2.0	2	0	0	0	0	1	1	0	0
Postseason Totals		0-0	4.91	10	0	0	0	0	7.1	10	5	4	0	0	2	4	0	0
LDS Totals		0-0	0.00	2	0	0	0	0	1.2	0	0	0	0	0	0	2	0	0
LCS Totals		0-0	9.82	5	0	0	0	0	3.2	8	5	4	0	0	1	1	0	0
WS Totals		0-0	0.00	3	0	0	0	0	2.0	2	0	0	0	0	1	1	0	0

Ross Stripling's Career Single-Game Bests

Low-Hit Complete Game:	None	Most Strikeouts:	10, May 25, 2018 vs. SD
Most Innings Pitched - Starter:	7.1, April 8, 2016 at SF	Most Walks:	4, April 8, 2016 at SF
Most Innings Pitched - Reliever:	4.0, Sept. 18, 2016 at ARI	Longest Winning Streak:	6 games, May 19-June 15, 2018
Most Earned Runs Allowed:	5 (4x), last: July 23, 2018 at PHI	Longest Losing Streak:	4 games (2x), last: S 2016-May 31, 2017

Ross Stripling's Career Fielding Record

Position	PCT	G	PO	A	E	TC	DP
Pitcher	.974	104	22	52	2	76	4

Career Transactions

- Selected in the fifth round of the 2012 First-Year Player Draft

Disabled List

- July 30-Aug. 9, 2018 (right great toe inflammation)
- Aug. 15-Sept. 7, 2018 (lower back inflammation)



CHRIS

Taylor

IF/OF | 3

@Dodgers

Bats: Right **Throws:** Right

Height: 6-1 **Weight:** 195

Opening Day Age: 28

Born: Aug. 29, 1990 in Virginia Beach, VA

Resides: Virginia Beach, VA

Acquired: In a trade with Seattle on June 19, 2016

ML Service: 3.037

MLB Debut: July 24, 2014



Career Summary

- 28-year-old infielder/outfielder enters his sixth big league season and his fourth year with the Dodgers
- Has a career .262/.331/.435 slashline with 82 doubles, 16 triples, 39 home runs and 152 RBI in 415 games with the Mariners (2014-16) and Dodgers (2016-18)
- Has spent the majority of his big league career playing in the infield with 176 games at shortstop, 45 games at second base and 19 games at third base, but transitioned into an outfield role during the 2017 season splitting time between center field (99 games) and left field (72 games)...as an infielder he has posted a .952 career fielding percentage, compared to a .986 fielding percentage as an outfielder
- Named co-MVP of the 2017 NLCS with Justin Turner, after hitting .316 (6-for-19) with five runs, one double, one triple, two home runs and three RBI paired with a 1.248 OPS in five games
- Made his Major League debut on July 24, 2014 against the Orioles, making the start at shortstop and collecting his first big league hit on the same day, a single in the fifth inning off of Wei-Yin Chen
- Slugged a grand slam home run in the sixth inning off of Silvino Bracho on July 15, 2016 at Arizona for his first career big league homer...also recorded single-game career-highs in RBI (6) and extra-base hits (3), while tying a career-best in runs (3)
- Selected by the Seattle Mariners in the fifth round of the 2012 First-Year Player Draft out of University of Virginia

Year-By-Year

- 2018**
- In his third season with the Dodgers, posted career highs in games played (155), runs (85, tied w/ 2017), doubles (35), triples (8) and walks (55)...posted a .254/.331/.444 slashline with 17 home runs, 63 RBI and nine stolen bases
 - Led the team in runs scored, doubles and triples...ranked among the top 20 in the National League in runs (T-19th), doubles (T-11th), triples (T-4th), extra-base hits (60, T-14th), hit by pitches (9, T-17th), pitches per plate appearances (4.09, 15th), batting average on balls in play (.345, 10th) and WAR (5.0, 13th)
 - Finished the season strong, slashing .345 (20-for-58)/.433/.586 with 16 runs, five doubles, three homers and nine RBI in his last 25 games since the beginning of September...finished September with the fifth best batting average in the National League, while ranking sixth in the league in OPS and ninth in OBP
 - Spent the majority of the season at shortstop (81 games, 73 starts), but also saw time at center field (50 games, 32 starts), left field (24 games, 18 starts), second base (12 games, five starts) and third base (eight games, three starts)...posted a .981 fielding percentage as an outfielder (2 E/458.1 IP), while recording a .972 combined fielding percentage overall (12 E/1179.2 IP)
 - Appeared in 74 games as the leadoff hitter, with his three leadoff homers tied for fifth most in the National League
 - Went 5-for-16 (.313) as a pinch-hitter, including stroking second career pinch-hit homer (June 25 vs. CHC)...launched his first career walk-off home run and his second career walk-off hit with a solo shot in the 10th inning on September 18 vs. COL
 - Appeared in 15 postseason games for the Dodgers, batting .282 (11-for-39) with a double, triple, home run and three RBI
- 2017**
- In his second season with the Dodgers, he had a breakout year posting a .288/.354/.496 slashline with 85 runs, 35 doubles, five triples, 21 home runs, 72 RBI, 17 stolen bases and 50 walks in 140 games, which were all career-bests
 - Despite starting the first couple of weeks with Triple-A Oklahoma City, he led the Dodgers in multiple offensive categories, ranking first in doubles (34), triples (5), and stolen bases (17)...also ranked in the top 25 in the National League in batting average (21st), SLG (20th), OPS (.850, 22nd), doubles (T-12th), triples (T-15th), extra-base hits (T-19th), stolen bases (T-15th) and stolen base percentage (81.0%, 4th)

- According to Fangraphs.com, he finished 13th in the NL with a 4.7 WAR, which was the third best on the team behind Corey Seager (5.7, 7th NL) and Justin Turner (5.5, 9th NL)
- Hit .316 (48-for-152, 6th NL) with six homers and 27 RBI from the seventh inning and later...his .368 (28-for-76) average in close and late situations was the best mark in the NL and ranked third in the Majors
- In 74 games as the Dodgers leadoff hitter, he posted a .302/.370/.530 slashline with 51 runs, 17 doubles, three triples, 15 homers and 42 RBI along with seven stolen bases...collected three leadoff home runs, which tied for fifth most in the NL
- In 70 road games he hit .336 (4th ML) with 14 homers and 47 RBI, compared to a .237 mark with seven homers and 25 RBI at Dodger Stadium
- Appeared in the outfield majority of the season, playing 49 games (47 starts) in center field and 48 games (46 starts) in left field, while also playing 22 games (19 starts) at second base, 14 games (10 starts) at third base and eight games (three starts) at third base...posted a .989 fielding percentage (2 E/800.2 IP) in the outfield and recorded seven outfield assists (T-12th NL)
- His three grand slam homers tied for the second most in the Majors and tied for most in Dodger franchise history, joining Kal Daniels (1990), Mike Piazza (1998), Adrian Beltre (2004) and Matt Kemp (2009)...went 6-for-10 (.600, 5th ML) with the bases loaded
- On July 22 against Atlanta, he went 2-for-2 with a homer and a triple after entering the game in the seventh inning as a defensive replacement and according to the Elias Sports Bureau, he became just the second Dodger player since 1900 to hit a triple and a home run in a game that he did not start in, joining Gordon Windhorn, who accomplished the feat against the Phillies on Sept. 12, 1961
- Led the game on Sept. 18 at Philadelphia with his first career inside-the-park home run, which was also the club's first inside-the-park home run since 2011 (Trent Oeltjen) and L.A.'s first leadoff inside-the-park homer since manager Dave Roberts did so against the Cubs on 2003
- Appeared in all 15 postseason games for the Dodgers, hitting .254 (15-for-59) with 12 runs, four doubles, one triple, three homers and seven RBI along with a .889 OPS...named co-MVP for the 2017 NLCS with teammate Justin Turner
- According to Elias, he is just the fourth Dodger player to reach base safely in each of his first seven World Series games, joining Roy Campanella (first nine, 1949-1952), Steve Garvey (seven, 1974-1977) and Steve Yeager (seven, 1974-1977)...reached base safely in all 15 postseason games
- Started the year with Triple-A OKC, where in 10 games he hit .233 (10-for-43) with two doubles, two triples, one homer, and five RBI...recalled on April 19 and spent the rest of the season with Los Angeles

- 2016**
- In 36 combined games with the Mariners and the Dodgers, he hit .213 (13-for-61) with two doubles, two triples, one homer and seven RBI
 - Acquired by the Dodgers from Seattle on June 19 in exchange for RHP Zach Lee after playing in just two games with the Mariners, going 1-for-3 with two strikeouts
 - Made three stints with the Dodgers, batting .207 (12-for-58) and appeared in 10 games (two starts) at third base, seven games (five starts) at second base and five games (four starts) at shortstop
 - Slugged a grand slam home run in the sixth inning off of Silvino Bracho on July 15 at Arizona for his first career big league homer...also recorded single-game career-highs in runs (3), RBI (6) and extra-base hits (3), while tying a career-best in hits (3)
 - Split time between the Mariners' Triple-A Tacoma and the Dodgers' Triple-A Oklahoma City, posting a combined .322/.397/.474 slashline with 25 doubles, six triples, three homers, 37 RBI and 17 stolen bases in 78 games...hit a combined .395 (30-for-76) with runners in scoring position
- 2015**
- Appeared in 37 games with Seattle between two separate stints (May 4-June 1 and July 2-30), hitting .170 (16-for-94) with three doubles, a triple and an RBI
 - Began the season on the DL with a fractured triquetrum bone in his right wrist
 - Appeared in 28 games (25 starts) at shortstop, four games (two starts) at second base and one game at third base
 - Spent majority of the season with Triple-A Tacoma, batting .300 with 56 runs, 20 doubles, six triples, four homers, 32 RBI and 16 stolen bases in 86 games...finished the season tying for seventh in on-base percentage (.391) and tied for 12th in triples in the PCL
- 2014**
- Finished the season in the Majors after making his big league debut on July 24, batting .287 with 16 runs, eight doubles, nine RBI and five stolen bases in 47 games with the Mariners
 - Recorded a hit in his first 12 starts (.419, 18-for-43), which was the second-longest hit streak for a starter to begin a career in Mariners history
 - Had his contract selected on July 24 and made his Major League debut against the Orioles on the same day, making the start at shortstop...collected his first big league hit on that day, with a single in the fifth inning off of Wei-Yin Chen
 - Appeared in 75 games with Triple-A Tacoma, posting a .328/.397/.497 slashline with 63 runs, 22 doubles, seven triples, five homers and 37 RBI...tied for sixth in triples in the PCL
 - Selected to the Triple-A PCL mid-season All-Star Game and was honored as Triple-A All-Star Game PCL Top Star, after going 3-for-3 with a pair of doubles...also selected as Baseball America's Triple-A All-Star

- 2013 · Hit .314 with 108 runs, 28 doubles, 11 triples, eight homers, 60 RBI and 38 stolen bases in 134 combined games with Single-A High Desert and Double-A Jackson
 - Led Seattle minor leaguers in hits (165) and was second in stolen bases (38)
 - Was one of three minor league players to hit over .300 with at least 100 runs, 45 extra-base hits, 30 stolen bases and over a .400 on-base percentage
 - Selected as California League mid-season All-Star and was honored as Mariners Organizational All-Star by MiLB.com
- 2012 · In his first professional season, combined to post a .322/.417/.432 slashline with 31 runs, 12 doubles, a triple, two homers, 22 RBI and 17 stolen bases in 49 games with Single-A Clinton and Single-A Everett

Personal

Christopher Armand Taylor...graduated from Cox (VA) High School in 2009, when he was named the Virginia Class AAA State Player of the Year...played college ball at the University of Virginia (2010-2012)...selected by the Seattle Mariners in the fifth round of the 2012 First-Year Player Draft.

Chris Taylor's Career Batting Record

Year	Team	AVG	G	AB	R	H	2B	3B	HR	RBI	SH	SF	HBP	BB	SO	SB	CS	OBP	SLG	E
2012	Clinton	.304	12	46	5	14	0	0	0	4	2	0	3	2	4	4	1	.375	.304	0
	Everett	.328	37	137	26	45	12	1	2	18	0	2	5	21	18	13	5	.430	.474	10
2013	Jackson	.293	67	256	46	75	12	4	1	16	1	1	2	40	55	18	3	.391	.383	18
	High Desert	.335	67	269	62	90	16	7	7	44	0	4	2	44	62	20	2	.426	.524	15
	AZL Peoria	.294	18	68	8	20	4	1	1	5	2	0	0	6	15	5	2	.351	.426	3
2014	SEATTLE	.287	47	136	16	39	8	0	0	9	1	1	2	11	39	5	2	.347	.346	7
	Tacoma	.328	75	302	63	99	22	7	5	37	1	5	3	35	74	14	6	.397	.497	11
2015	SEATTLE	.170	37	94	9	16	3	1	0	1	2	0	0	6	31	3	2	.220	.223	4
	Tacoma	.300	86	343	56	103	20	6	4	32	0	1	2	50	61	16	8	.391	.429	14
2016	LOS ANGELES	.207	34	58	8	12	2	2	1	7	0	0	0	4	13	0	0	.258	.362	1
	SEATTLE	.333	2	3	0	1	0	0	0	0	0	0	0	4	13	0	0	.258	.362	2
	Oklahoma City	.368	15	57	7	21	6	2	0	8	0	0	1	6	16	5	0	.438	.544	0
2017	Tacoma	.312	63	247	41	77	19	4	3	29	1	1	2	29	49	12	5	.387	.457	13
	LOS ANGELES	.288	140	514	85	148	34	5	21	72	0	1	3	50	142	17	4	.354	.496	11
	Oklahoma City	.233	10	43	8	10	2	2	1	5	0	0	1	5	5	1	2	.327	.442	0
2018	LOS ANGELES	.254	155	536	85	136	35	8	17	63	0	4	9	55	178	9	6	.331	.444	12
Major League-5 years		.262	415	1341	203	352	82	16	39	152	3	6	14	126	405	34	14	.331	.435	37
Dodger Totals-3 years		.267	174	1108	178	296	71	15	39	142	0	5	12	109	333	26	10	.338	.464	23
Minor League-6 years		.314	432	1700	314	534	109	33	23	193	5	14	21	232	344	103	32	.400	.458	81

Chris Taylor's Career Postseason Batting Record

Year	Team	AVG	G	AB	R	H	2B	3B	HR	RBI	SH	SF	HBP	BB	SO	SB	CS	OBP	SLG
2017	NLDS: LAD vs ARI	.231	3	13	3	3	1	0	0	1	0	0	0	2	3	0	0	.333	.308
	NLCS: LAD vs ChC	.316	5	19	5	6	1	1	2	3	0	0	0	5	2	0	0	.458	.789
	WS: LAD vs. HOU	.222	7	27	4	6	2	0	1	3	0	0	1	4	5	0	1	.344	.407
2018	NLDS: LAD vs ATL	.333	3	3	2	1	0	0	1	2	0	0	0	1	0	0	0	.500	1.333
	NLCS: LAD vs MIL	.364	7	22	4	8	1	1	0	1	0	0	0	4	7	1	0	.462	.500
	WS: LAD vs. BOS	.143	5	14	0	2	0	0	0	0	0	0	0	4	6	0	0	.333	.143
Postseason Totals		.265	30	98	18	26	5	2	4	10	0	0	0	20	23	1	1	.395	.480
LDS Totals		.250	6	16	5	4	1	0	1	3	0	0	0	3	3	0	0	.368	.500
LCS Totals		.341	12	41	9	14	2	2	2	4	0	0	0	9	9	1	0	.460	.634
WS Totals		.195	12	41	4	8	2	0	1	3	0	0	0	8	11	0	1	.340	.317

Chris Taylor's Career Single-Game Bests

Most Hits: 4 (3x), last: Aug. 18, 2017 at DET

Most RBI: 6, July 15, 2016 at ARI

Most Home Runs: 1 (39x), last: Sept. 18, 2018 vs. COL

Most Runs Scored: 4, April 28, 2018 at SF

Most Stolen Bases: 2 (5x), Aug. 19, 2018 at SEA

Most Walks: 4, May 2, 2017 vs. SF

Longest Hitting Streak: 7 (5x), last: July 14-24, 2018

Grand Slams: 3, last: July 1, 2017 at SD (Stammen)

Chris Taylor's Career Fielding Record

Position	PCT	G	PO	A	E	TC	DP
Second Base	.951	45	60	75	7	142	23
Third Base	.944	19	7	10	1	18	0
Shortstop	.962	176	198	442	25	665	70
Outfield	.986	159	276	9	4	289	1

Career Transactions

- Selected by the Seattle Mariners in the 5th round of the 2012 First-Year Player Draft
- Acquired by Los Angeles from Seattle in exchange for RHP Zach Lee on June 19, 2016

Disabled List

- April 4-18, 2015 (fractured right wrist)



ANDREW

Toles

OF | 60

@Dodgers

Bats: Left **Throws:** Right

Height: 5-9 **Weight:** 195

Opening Day Age: 26

Born: May 24, 1992 in Decatur, GA

Resides: Tyrone, GA

Acquired: Signed as a free agent on September 23, 2015

ML Service: 1.128

MLB Debut: July 8, 2016



Career Summary

- The 26-year-old outfielder enters his fourth year with the Dodger organization and his sixth professional season
- In 96 career big league games, he has posted a .286/.333/.459 slashline with 41 runs, 14 doubles, one triple, eight home runs and 35 RBI
- Has primarily spent time in left field in his big league career, playing 41 games in left, while also seeing time in center field (27 games) and in right field (nine games)...has posted a combined .974 fielding percentage, committing three errors in 450.0 career innings and has also collected three outfield assists
- In the Majors, has posted a .333 (16-for-57) batting average with runners in scoring position, while hitting .327 (32-for-110) with runners on base
- Made his Major League debut on July 8, 2016 against the Padres, making the start in center field and recording his first big league hit with a double off of Andrew Cashner in his first at-bat on the first pitch
- Slugged his first big league home run on August 22, 2016 at Cincinnati off of Josh Smith, with a fifth inning two-run shot...blasted his first career grand slam in the second game of the August 31, 2016 doubleheader at Colorado, with a game-winning, ninth-inning shot off of Adam Ottavino
- In 377 career minor league games over five seasons with the Rays' (2012-14) and the Dodgers' (2016, 2018) organizations, has hit .309 with 102 doubles, 27 triples, 24 homers and 182 RBI...swiped 126 bases in 171 opportunities in the minor leagues...selected as Tampa Bay's 2013 Minor League Player of the Year, when he won the Midwest League batting title and was a Mid- and Post-season All-Star
- Selected by the Tampa Bay Rays in the third round of the 2012 First-Year Player Draft out of Chipola Junior College (FL)...released by the Rays in March 2015 and signed by the Dodgers as a minor league free agent on Sept. 23, 2015

Year-By-Year

- 2018** • Spent the majority of the season with Triple-A Oklahoma City, but also appeared in 17 games for the Dodgers slashing .233/.281/.300 with two doubles and four RBI during call-ups in July and September
- With Triple-A Oklahoma City, slashed .306/.345/.461 with 17 doubles, seven home runs and 39 RBI in 71 games
 - Placed on the minor league DL from April 14-June 5 with a right hamstring injury...prior to going on the DL, had gotten off to a hot start at Triple-A, batting .462 (12-for-26) with four doubles, a homer and seven RBI in six games
 - With OKC, posted a .333 (64-for-192)/.373/.490 slashline against right-handed pitchers...also hit .375 (24-for-64) with RISP
- 2017** • Named to his first career Opening Day roster as he entered his second big league season...limited to just 31 games, hitting .271 with 17 runs, three doubles, five home runs and 15 RBI
- Suffered a season-ending injury on May 9 after tearing his right ACL against the Pirates...had successful surgery on May 23 performed by Dodgers' head physician Dr. Neal ElAttrache in Los Angeles
 - As the Dodgers leadoff hitter, he posted a .375 (6-for-16)/.375/.813 slashline with one double, two homers and two RBI in 16 games...his two leadoff homers were tied for 11th in the National League
 - Hit .308 (12-for-39) with runners on base, while posting a .300 mark (6-for-20) with runners in scoring position
 - Posted a career-high eight game hitting streak from April 27 to May 5...during that span he averaged .387 (12-for-31) and recorded three doubles, two home runs, and seven RBI

- Appeared majority of the season in left field (21 games), while also playing 10 games in center field...posted a .977 combined fielding percentage, committing one error in 190.1 innings
- 2016**
- Had a rapid rise to the Majors after starting the season in Single-A...made his MLB debut July 8, and hit .314 with nine doubles, a triple, three homers and 16 RBI in 48 games in two stints with the Dodgers
 - Appeared in all three outfield positions, with 18 games (13 starts) in left field, nine games (three starts) in center field and eight games (seven starts) right field, while recording three outfield assists for the Dodgers
 - Excelled as a pinch-hitter, going 8-for-21 (.381) with three doubles and a triple...had the second-highest batting average as a pinch-hitter in the Majors (min. 20 PA), behind only Kolten Wong (.400)
 - Batted .364 (16-for-44) with runners on base and hit .333 (7-for-21) with runners in scoring position in the Majors
 - Made his Major League debut on July 8, starting at center field against the Padres and recording his first big league hit with a double off of Andrew Cashner in his first at-bat on the first pitch...became the first Dodger since Adrian Beltre (June 24, 1998) to double on the first Major League pitch he saw
 - Slugged his first big league home run on Aug. 22, 2016 at Cincinnati off of Josh Smith, with a fifth inning two-run shot...blasted his first-career grand slam in the second game of the Aug. 31, 2016 doubleheader at Colorado, with a game-winning ninth-inning slam off of Adam Ottavino
 - Appeared in all 11 of the Dodgers postseason games (eight starts), batting .364 (8-for-22) with two doubles and two RBI
 - Combined to post a .331/.374/.511 slashline in 82 minor league games with Single-A Rancho Cucamonga (started the season), Double-A Tulsa (promoted May 4) and Triple-A Oklahoma City (promoted June 30) in his fourth minor league season...had 27 doubles, three triples, seven homers and 38 RBI...was successful on 23 of 34 stolen base attempts...selected as MiLB.com Dodgers Organization All-Star
- 2015**
- Did not play baseball in 2015 after being released by the Rays on March 28
 - Signed with Los Angeles on September 23 as a minor league free agent
- 2014**
- Combined to hit .265 with 32 runs, 10 doubles, two triples, a home run, 15 RBI and 24 steals in 52 games with Rookie-level GCL Rays and Single-A Charlotte
- 2013**
- Honored as the Rays' minor league player of the year, named a Topps Class-A All-Star and selected as a Midwest League mid- and post-season All-Star after posting a .326/.359/.466 slashline with 35 doubles, 16 triples, two home runs, 57 RBI and 62 stolen bases in 121 games with Single-A Bowling Green
 - Led the Midwest League in batting average, hits (169) and triples, while ranking among the league leaders in stolen bases (2nd), doubles (T-3rd), total bases (3rd), runs (T-4th), SLG (9th), and OPS (10th)
- 2012**
- Began his career with Rookie-level Princeton, batting .281 with 31 runs, 14 stolen bases, 15 doubles, three triples, seven homers and 33 RBI in 51 games

Personal

Alvin Andrew Toles...graduated from Sandy Creek (GA) High School...played two seasons at the University of Tennessee, where he earned 2010 SEC All-Freshman team selection...transferred to Chipola Junior College (FL) for the 2012 season...son of former NFL linebacker Alvin Toles...drafted by the Marlins in the fourth round of the 2010 First-Year Player Draft out of Sandy Creek HS, but did not sign...selected by the Rays in the third round of the 2012 First-Year Player Draft and signed by scout Milt Hill.

Andrew Toles' Career Batting Record

Year	Team	AVG	G	AB	R	H	2B	3B	HR	RBI	SH	SF	HBP	BB	SO	SB	CS	OBP	SLG	E
2012	Princeton	.281	51	199	31	56	13	3	7	33	0	1	2	12	36	14	5	.327	.482	3
2013	Bowling Green	.326	121	519	79	169	35	16	2	57	1	3	7	22	105	62	17	.359	.466	7
2014	GCL Rays	.292	6	24	4	7	0	1	0	2	0	0	1	0	6	6	0	.320	.375	0
	Charlotte	.261	46	199	28	52	10	1	1	13	3	3	1	12	31	18	10	.302	.337	2
2016	LOS ANGELES	.314	48	105	19	33	9	1	3	16	0	1	1	8	25	1	1	.365	.505	4
	Oklahoma City	.321	17	56	6	18	5	0	2	7	0	1	0	2	8	1	5	.339	.518	0
	Tulsa	.314	43	175	27	55	14	3	5	22	0	1	2	12	30	13	3	.363	.514	4
	Rancho Cucamonga	.370	22	92	22	34	8	2	0	9	1	0	1	6	13	9	3	.414	.500	2
2017	LOS ANGELES	.271	31	96	17	26	3	0	5	15	0	0	1	5	16	0	1	.314	.458	1
2018	LOS ANGELES	.233	17	30	5	7	2	0	0	4	0	0	0	2	8	1	0	.281	.300	0
	Oklahoma City	.306	71	258	43	79	17	1	7	39	0	1	3	13	56	3	2	.345	.461	1
	Major League-3 years	.286	96	231	41	66	14	1	8	35	0	1	2	15	49	2	2	.333	.459	3
	Dodger Total-3 years	.286	96	231	41	66	14	1	8	35	0	1	2	15	49	2	2	.333	.459	3
	Minor League-5 years	.309	377	1522	240	470	102	27	24	182	5	10	17	79	285	126	45	.348	.459	16

Andrew Toles' Career Postseason Batting Record

Year	Team	AVG	G	AB	R	H	2B	3B	HR	RBI	SH	SF	HBP	BB	SO	SB	CS	OBP	SLG
2016	NLDS: LA vs WAS	.222	5	9	2	2	0	0	0	0	0	0	2	0	1	0	0	.364	.222
	NLCS: LA vs ChC	.462	6	13	4	6	2	0	0	2	0	1	0	1	2	0	0	.467	.615
	Postseason Totals	.364	11	22	6	8	2	0	0	2	0	1	2	1	3	0	0	.423	.455
	LDS Totals	.222	5	9	2	2	0	0	0	0	0	0	2	0	1	0	0	.364	.222
	LCS Totals	.462	6	13	4	6	2	0	0	2	0	1	0	1	2	0	0	.467	.615

Andrew Toles' Career Single-Game Bests

Most Hits: 3 (3x), last: May 3, 2017

Most RBI: 5, Aug. 31, 2016 at COL

Most Home Runs: 1 (8x), last: April 30, 2017 vs. PHI

Most Runs Scored: 2 (8x), last: July 9, 2018 at SD

Most Stolen Bases: 1 (2x), last: Sept. 29, 2018 at SF

Most Walks: 1 (15x), last: Sept. 16, 2018

Longest Hitting Streak: 8 games, April 28-May 5, 2017

Grand Slams: 1, Aug. 31, 2016 at COL (Ottavino)

Andrew Toles' Career Fielding Record

Position	PCT	G	PO	A	E	TC	DP
Outfield	.974	70	109	3	3	115	0

Career Transactions

- Selected by the Tampa Bay Rays in the 3rd round of the 2012 First-Year Player Draft
- Sept. 23, 2015: Signed by Los Angeles as a free agent

Disabled List

- May 10, 2017-end of season (torn right ACL)



JUSTIN

Turner

IF | 10

@redturn2

Bats: Right **Throws:** Right

Height: 5-11 **Weight:** 200

Opening Day Age: 34

Born: Nov. 23, 1984 in Long Beach, CA

Resides: Bellflower, CA

Acquired: Signed as a free agent on Feb. 5, 2014

ML Service: 8.045

MLB Debut: April 8, 2001



Career Summary

- Dodger All-Star third baseman and Long Beach native enters his sixth season with the Dodgers after ranking among baseball's best in both batting average and OBP in 2018
- Enters his 11th big league season and has posted a .292/.366/.463 slash line with 93 home runs and 405 RBI in 937 career games with Baltimore (2009-10), New York-NL (2010-13) and Los Angeles (2014-18)
- Has a .313 career batting average with runners in scoring position, the 16th best mark among active players (min. 600 PA)...also has a .310 average with runners on base
- Has spent the majority of his career at third base (598 G, 530 GS, .965 fielding pct.), but has also appeared at first base (39 G, 25 GS, .987 fielding percentage), second base (132 G, 103 GS, .977 fielding pct.), shortstop (46 G, 30 GS, .958 fielding pct.) and left field (1 G)...among active third basemen (min. 500 G), ranks third in zone rating (.808) and seventh in fielding percentage
- Since joining the Dodgers in 2014, Turner ranks among National League leaders in batting average (.305, 4th), on-base percentage (.383, 7th) and slugging percentage (.505, 10th)...among all-time Los Angeles hitters (min. 2000 PA), ranks fifth in average, fifth in OBP and sixth in SLG entering 2019
- In 49 career postseason games, has posted a .313/.420/.503 slash line with 11 doubles, seven home runs...his 30 postseason RBI are the most in Dodger Postseason history...drove in 14 runs during the 2017 Postseason, which is the most-ever runs driven in by a Dodger in a single Postseason...holds a Dodger franchise record by reaching base safely in 15 consecutive postseason games from Oct. 9, 2015-Oct. 20, 2016...his .420 career OBP ranks 15th all-time in Major League Postseason history
- Recognized as the Dodgers' 2017 Roy Campanella Award winner, which is given to the Dodger player who best exemplifies the spirit and leadership of the late Hall of Fame catcher, and is voted on by Dodger players and coaches
- Selected as the Dodgers' nominee for the Roberto Clemente Award in both 2017 and 2018
- Made his Major League debut as a pinch-hitter on Sept. 8, 2009 with Baltimore at Boston and struck out against Clay Buchholz in his first at-bat...recorded his first big league hit at New York-AL with a single off Michael Dunn on September 11, 2009 (occurred at 1:17 a.m. on September 12, following a 2:34 delay)
- Hit his first big league home run on May 15, 2011 as a Met at Houston off Aneury Rodriguez
- Selected by the Cincinnati Reds in the seventh round of the 2006 First-Year Player Draft

Year-By-Year

- 2018** · Posted a .312/.406/.518 slash line with 62 runs, 31 doubles, one triple, 14 home runs and 53 RBI despite being limited by injuries to 103 games...the Dodgers went 63-40 when Turner appeared in a game
- Drew 47 walks and was hit by a team-leading 12 pitches, while striking out 54 times
 - Among hitters with 400 or more PA, ranked fifth in batting average, fourth in OBP and ninth in OPS (.924)
 - Dominated left-handed pitchers, hitting .336 (40-for-119) with 15 doubles, one triple, four homers and 17 RBI along with a 1.028 OPS...posted the fifth best batting average against southpaws in the National League, while his OPS ranked fourth on the Senior Circuit
 - Posted .962 fielding percentage (10 E/777.0 INN) at third base, which was the 10th best fielding percentage among big league third basemen (min. 750.0 INN)

- In 55 games following the All-Star break, he ranked among big league leaders in batting average (.356, 2nd), OBP (.447, 3rd), SLG (.619, 5th), OPS (1.066, 4th), doubles (24, 2nd), extra-base hits (34, 8th) and hit by pitches (8, T-4th)...finished with the sixth best OPS in franchise history post All-Star break, trailing just Manny Ramirez (1.232, 2008), Mike Piazza (1.147, 1997), Duke Snider (1.132, 1953), Adrian Beltre (1.106, 2004) and Shawn Green (1.071, 2001)
- Voted the National League Player of the Month for August after batting .402 (39-for-97) with 22 runs, 11 doubles, one triple, six home runs, 20 RBI and a stolen base across 25 August games to claim his first career NL Player of the Month Award, and second monthly award overall after earning NL Rookie of the Month honors in May 2011...became just the seventh player in franchise history to bat .400-or-better with at least 18 extra-base hits in a single calendar month, joining Hall of Famers Jackie Robinson (May 1949) and Zack Wheat (August 1925), as well as Del Bissonette (May 1930), Babe Herman (July 1930, July 1929) and John Frederick (May 1929)
- Batted .464 (26-for-56) during a 14-game hitting streak from Aug. 4-20...tied for the second-longest streak of his career
- Collected his fourth career walk-off hit with a game-winning RBI double on August 25 against the Padres
- Appeared in all 16 of the Dodgers' Postseason games, going 20-for-67 (.299) with a .373 OBP, three doubles, a homer and four RBI...hit .333 (8-for-24) in the World Series vs. Boston
- Named the clubs' 2018 nominee for the prestigious Roberto Clemente Award, the most prominent individual player award bestowed by MLB...was selected as the Dodgers' nominee for a second consecutive season
- Opened the season on the DL after he was hit by a pitch during a Spring Training game vs. Oakland on March 19, sustaining a small non-displaced fracture of his left wrist...returning to the Dodger lineup on May 15...also placed on DL from July 23-Aug. 2 with a right groin strain

- 2017**
- First time All-Star posted a .322/.415/.530 slashline with 72 runs, 32 doubles, 21 home runs and 71 RBI in 130 games...finished third in the National League in batting average (5th, NL), while also ranking second in OBP (4th, NL) and eighth in OPS (.945)
 - His .380 batting average (54-for-142) against left-handed pitchers ranked fourth in the big leagues, while he led the Majors in OBP (.477) and ranked third in OPS (1.181)
 - Went 30-for-100 (.300) with RISP and batted .319 (65-for-204) with runners on base, which ranked 18th in the National League
 - Recorded a team-high tying 42 multi-hit games, which also tied for 16th in the NL...also ranked ninth in the senior circuit with a 5.5 WAR, according to Fangraphs.com
 - Finished eighth in the National League MVP voting
 - Selected to his first All-Star game, earning the spot via MLB's Final Vote, tallying an all-time record of 20.8 million votes during the four-day balloting
 - Prior to the All-Star break, he led the Majors (min. 200 AB) with a .377 batting average and a .473 OBP in 65 games, while recording 17 doubles, 10 homers, 37 RBI, 28 multi-hit games (T-7th, NL) and a 1.056 OPS (3rd, NL)...his OBP ranked 13th best at the All-Star Break since 1969 in the NL
 - Recognized as the Dodgers' Roy Campanella Award winner, which is given to the Dodger player who best exemplifies the spirit and leadership of the late Hall of Fame catcher, and is voted on by Dodger players and coaches...also was the club's nominee for the Roberto Clemente Award
 - Capped off a career-high 16-game hitting streak from April 13-30, hitting .433 (26-for-60) with six doubles, one home run and nine RBI along with a 1.083 OPS
 - Appeared in all 15 postseason games for the Dodgers and posted a .286 (16-for-56)/.420/.536 slashline with eight runs, two doubles, four homers and 14 RBI...drove in the most runs in a single postseason in Dodger history, while his four longballs tied for second most by a Dodger in a single postseason...named NLCS co-MVP with teammate Chris Taylor
 - Placed on the 10-day disabled list from May 19-June 9 with a right hamstring strain

- 2016**
- Batted .275 and posted career-highs in runs (79), hits (153), walks (48), doubles (34), triples (3), homers (27), RBI (90) and games played (151).
 - Ranked 12th in the NL with a .305 batting average vs. right-handed pitchers (117-for-384), with 22 of his 27 homers coming off righties
 - Hit .325 with runners in scoring position – the 13th-best mark in the NL – and hit .300 with runners on base (76-for-253)
 - Got off to a slow start, but posted a .307/.356/.577 slashline over his final 91 games after June 13, going 108-for-352 with 25 doubles, 22 homers and 69 RBI...in that span, ranked among the NL leaders in average (15th), doubles (10th), homers (T-6th), slugging percentage (5th) and RBI (T-3rd)...hit only .221 (45-for-204) during his first 60 games through June 12
 - Was a Gold Glove finalist and ranked fourth among NL third basemen with a .972 fielding percentage...appeared in 144 games (138 starts) at third base and one game at first base

- Reached base safely in 10 of 11 postseason games, posting .286/.457/.514 slashline...went 10-for-35 with six runs, a triple, two homers and eight RBI...slugged his first career postseason home run with a two-run shot in the third inning in Game 1 of the NLDS
 - Selected as a finalist for the Players Choice Award for Marvin Miller Man of the Year honors
- 2015**
- Batted .294 with 26 doubles, a triple, 16 homers and 60 RBI, tying a career high with 113 hits (also: 2011) and setting career-best marks in home runs and RBI...ranked 12th in the NL (min. 350 AB) with a .370 on-base percentage and placed 13th with a .491 slugging percentage
 - Hit .356 with runners on base (58-for-163) and batted .322 (29-for-90) with RISP
 - Posted a .963 fielding percentage, appearing at all four infield positions – 10 games (six starts) at first base, five games (three starts) at second base, 100 games (88 starts) at third base and one start at shortstop
 - Hit safely in all five postseason games (four multi-hit games), going 10-for-19 (.526) with two runs scored, six doubles and four RBI in the NLDS vs. New York...his six doubles tied for the most ever by any player in a single postseason series along with the Yankees' Hideki Matsui (2004 ALCS) and the Tigers' Pete Fox (1934 World Series)...his 10 hits were the most by a Dodger in a postseason series since Steve Garvey's 10 in the 1981 World Series and tied for the second most in a postseason series in franchise history
 - Placed on the DL from July 31-Aug. 13 with a right thigh skin infection
 - On Oct. 22, had arthroscopic surgery on his left knee to clean up loose bodies, performed by Dr. Neal ElAttrache
- 2014**
- Set career marks in batting average (.340), on-base percentage (.404) and slugging percentage (.493, T-1st with 2016) in 109 games with the Dodgers...led National Leaguers (min. 250 AB) in batting average and ranked third in on-base percentage
 - Was 26-for-62 (.419) with runners in scoring position, the best mark among Major Leaguers (min. 50 AB w/ RISP)
 - As a pinch hitter, hit .400 (12-for-30) with three doubles and 10 RBI...was the second-best average for a pinch hitter in franchise history, behind Jeff Treadway's .481 mark in 1994 (min. 25 PA)
 - Made the club's roster as a non-roster invitee and was the Dodgers' Opening Day second baseman against the D-backs on March 22 in the Opening Series in Australia
 - Placed on the DL from June 29-July 18 with a left hamstring strain
 - Appeared in two games in the NLDS against St. Louis
- 2013**
- Hit .280 (56-for-200) in 86 games for New York-NL...had multi-hit performances in 16 of his 38 starts
 - Made his first career appearance in the outfield on May 8 vs. Chicago-AL...played left field after entering the game as a pinch hitter in the eighth inning
 - Made one trip to the 15-day disabled list, June 17-July 22, with a left intercostal strain
- 2012**
- Spent his first full season in the Majors and batted .269 with two homers and 19 RBI in 94 games for the Mets
 - Batted .293 with runners in scoring position (12-for-41)
 - Made one trip to the 15-day disabled list, May 29-June 16, with a sprained right ankle
- 2011**
- Recalled from Triple-A Buffalo of the International League on April 19 and remained with the Mets for the remainder of the season.
 - Finished fourth among National League rookies in RBI, hits and runs scored, second in doubles, third in walks and fourth in extra-base hits (34)
 - Reached safely (via hit, walk or hit-by-pitch) at least once in 28 straight games from June 1-July 6, the longest single season streak by a rookie in Mets team history
 - Became the first Mets player to win NL Rookie of the Month, capturing the award for May... set a Mets rookie record with at least one RBI in seven consecutive games from May 14-21 (12 RBI)
 - Hit his first Major League home run on May 15 at Houston off Aneury Rodriguez
 - Had a career-high 11-game hitting streak from Aug. 26-Sept. 11
- 2010**
- Started the year with the Orioles...was claimed by the Mets on May 25...combined to appear in nine big league games (1-for-17)
 - Finished fifth in the International League with a .316 (125-for-396) combined batting average in 101 games with Norfolk and Buffalo
 - Went 6-for-6 and hit for the cycle vs. Rochester in the last game of the season on September 6...scored four runs...became the first Bisons' player to collect six hits in a game in the modern era
- 2009**
- Saw his first big league action in his first season in the Baltimore organization, but spent the majority of the season at Triple-A Norfolk
 - Made his Major League debut on Sept. 8 as a pinch hitter at Boston and struck out against Clay Buchholz in his first at-bat
 - Recorded his first big league hit at New York-AL on September 11, (occurred at 1:17 a.m., on September 12) a single off Michael Dunn following a 2:34 delay

- Led the Triple-A Norfolk in games played (108) and hits (116), and finished second in doubles (28) and runs scored (54)...his .300 batting average was good for 10th in the International League
- 2008** · Split the season between Single-A Sarasota of the Florida State League and Double-A Chattanooga of the Southern League, batting a combined .298 with eight homers and 53 RBI
 - Traded by the Reds with Brandon Waring and Ryan Freel to the Orioles for Ramon Hernandez and cash on Dec. 9
- 2007** · Batted a combined .307 with 10 home runs, 59 RBI and 12 stolen bases in 123 games with Single-A Dayton of the Midwest League and Single-A Sarasota of the Florida State League
 - Selected as Midwest League mid- and post-season All-Star, finishing second in the league in hits and third in batting average
- 2006** · Finished fourth in the Pioneer League with a .338 batting average, while posting a .411 on-base percentage, six homers and 41 RBI in 60 games in his first professional season
 - Was named to the Pioneer League postseason All-Star team

Personal

Justin Matthew Turner...married to Kourtney...launched the Justin Turner Foundation in 2016, which supports homeless veterans and children (and their families) battling life-altering illnesses...played at Cal State-Fullerton... was a member of the 2004 College World Series champions...named to the College World Series All-Tournament team as a shortstop as a freshman, and a second baseman in his senior year...graduated from Mayfair High School (CA) in 2002, where he played baseball...was named League MVP his senior year...has been an active participant in the team's community efforts during his time in Los Angeles...is a frequent visitor to the Los Angeles Dream Center and has made numerous trips to Cedars-Sinai Hospital to visit with patients...selected by the Cincinnati Reds in the seventh round of the 2006 First-Year Player Draft.

Justin Turner's Career Batting Record

Year	Team	AVG	G	AB	R	H	2B	3B	HR	RBI	SH	SF	HP	BB	SO	SB	CS	OBP	SLG	E
2006	Billings	.338	60	231	53	78	16	3	6	41	0	2	7	23	38	12	2	.411	.511	8
2007	Sarasota	.200	6	20	2	4	0	0	0	0	0	0	1	2	0	0	0	.238	.200	0
	Dayton	.311	117	466	70	145	25	4	10	59	0	2	9	39	72	12	8	.374	.446	14
2008	Chattanooga	.289	78	280	45	81	14	1	8	42	3	6	1	33	54	2	1	.359	.432	8
	Sarasota	.316	33	136	23	43	8	1	0	11	0	0	3	12	19	3	1	.384	.390	1
2009	BALTIMORE	.167	12	18	2	3	0	0	0	3	0	0	0	4	3	0	0	.318	.167	0
	Norfolk	.300	108	387	54	116	28	0	2	43	4	8	8	34	37	9	4	.362	.388	21
2010	BALTIMORE	.000	5	9	0	0	0	0	0	0	0	0	0	3	0	0	0	.000	.000	0
	NEW YORK (NL)	.125	4	8	1	1	1	0	0	0	0	0	1	0	0	0	0	.222	.250	0
	Buffalo	.333	78	312	58	104	22	1	11	35	4	2	6	24	38	5	3	.390	.516	10
	Norfolk	.250	23	84	11	21	8	0	1	8	1	1	0	9	13	2	0	.319	.381	3
2011	NEW YORK (NL)	.260	117	435	49	113	30	0	4	51	2	1	10	39	59	7	2	.334	.356	13
	Buffalo	.300	10	40	6	12	3	2	0	2	0	0	2	6	0	0	0	.364	.475	2
2012	NEW YORK (NL)	.269	94	171	20	46	13	1	2	19	0	1	4	9	24	1	1	.319	.392	2
	Buffalo	.250	2	8	0	2	0	0	0	0	0	0	0	0	0	0	0	.250	.250	0
2013	NEW YORK (NL)	.280	86	200	12	56	13	1	2	16	1	1	1	11	34	0	1	.319	.385	2
	Binghamton	.400	4	15	5	6	2	0	0	1	0	0	1	1	2	0	0	.471	.533	1
	St. Lucie	.000	1	1	0	0	0	0	0	0	0	0	0	0	0	0	0	.000	.000	0
	Brooklyn	.300	3	10	2	3	1	0	0	0	0	0	2	3	0	0	0	.417	.400	0
	GCL Mets	.000	1	4	0	0	0	0	0	0	0	0	1	2	0	0	0	.200	.000	-
2014	LOS ANGELES	.340	109	288	46	98	21	1	7	43	0	2	4	28	58	6	1	.404	.493	12
	Rancho Cucamonga	.200	2	5	1	1	0	0	0	0	0	0	2	0	0	0	0	.429	.200	1
2015	LOS ANGELES	.294	126	385	55	113	26	1	16	60	1	4	13	36	71	5	2	.370	.491	11
2016	LOS ANGELES	.275	151	556	79	153	34	3	27	90	0	8	10	48	107	4	1	.339	.493	9
2017	LOS ANGELES	.322	130	457	72	147	32	0	21	71	1	7	19	59	56	7	1	.415	.530	8
	Rancho Cucamonga	.333	1	3	0	1	0	0	0	1	0	0	0	0	0	0	0	.333	.333	0
2018	LOS ANGELES	.312	103	365	62	114	31	1	14	52	0	2	12	47	54	2	1	.406	.518	10
	Rancho Cucamonga	.000	2	6	0	0	0	0	0	0	0	0	1	0	0	0	0	.143	.000	0
Major League- 10 years		.292	937	2892	398	844	201	8	93	405	5	26	73	282	469	32	10	.366	.463	67
Dodger Totals- 5 years		.305	619	2051	314	625	144	6	85	316	2	23	58	218	346	24	6	.383	.505	50
Minor League-11 years		.307	529	2008	330	617	127	12	38	243	12	21	37	184	286	45	19	.372	.439	68

Justin Turner's Career Postseason Batting Record

Year	Team	AVG	G	AB	R	H	2B	3B	HR	RBI	SH	SF	HBP	BB	SO	SB	CS	OBP	SLG
2014	NLDS: LAD vs. STL	.000	2	2	0	0	0	0	0	0	0	0	0	1	0	0	0	.000	.000
2015	NLDS: LAD vs. NYM	.526	5	19	2	10	6	0	0	4	0	0	0	1	3	1	0	.550	.842
2016	NLDS: LAD vs WAS	.400	5	15	5	6	0	1	1	5	0	0	2	5	2	0	0	.591	.733
	NLCS: LAD vs ChC	.200	6	20	1	4	0	0	1	3	0	0	2	2	3	1	0	.333	.350
2017	NLDS: LAD vs ARI	.462	3	13	1	6	0	0	1	5	0	0	1	1	1	1	0	.533	.692
	NLCS: LAD vs ChC	.333	5	18	3	6	0	0	2	7	0	0	0	5	4	0	0	.478	.667
	WS: LAD vs HOU	.160	7	25	4	4	2	0	1	2	0	0	2	4	4	0	0	.323	.360
2018	NLDS: LAD vs ATL	.357	4	14	2	5	1	0	0	1	0	0	0	4	0	1	0	.500	.429
	NLCS: LAD vs MIL	.241	7	29	2	7	0	0	1	3	0	0	1	1	7	0	0	.290	.345
	WS: LAD vs BOS	.333	5	24	2	8	2	0	0	0	0	0	0	2	6	0	0	.385	.417
Postseason Totals		.313	49	179	22	56	11	1	7	30	0	0	8	25	31	4	0	.420	.503
LDS Totals		.429	19	63	10	27	7	1	2	15	0	0	3	11	7	3	0	.532	.667
LCS Totals		.254	18	67	6	17	0	0	4	13	0	0	3	8	14	1	0	.359	.433
WS Totals		.245	12	49	6	12	4	0	1	2	0	0	2	6	10	0	0	.351	.388

Justin Turner's Career Single-Game Bests

Most Hits:	4 (8x), last: Sept. 9, 2018 at COL	Most Stolen Bases:	2, Aug. 6, 2017 at NYM
Most RBI:	5 (5x), last: Aug. 26, 2018 vs. SD	Most Walks:	3 (5x), last: June 6, 2018 at PIT
Most Home Runs:	2 (7x), last: Aug. 13, 2017 vs. SD	Longest Hitting Streak:	16 games, April 13-30, 2017
Most Runs Scored:	3 (6x), Aug. 2, 2018 vs. MIL	Grand Slams:	None

Justin Turner's Career Fielding Record

Position	PCT	G	PO	A	E	TC	DP
First Base	.987	39	207	15	3	225	23
Second Base	.977	132	213	298	12	523	58
Third Base	.965	598	297	985	46	1328	78
Shortstop	.958	46	44	92	6	142	18
Outfield	---	1	0	0	0	0	0

Career Transactions

- Selected by Cincinnati in the seventh round of the 2006 First-Year Player Draft on June 6, 2006
- Dec. 9, 2008: Acquired by Baltimore with IF Brandon Waring and OF Ryan Freel from Cincinnati in exchange for C Ramon Hernandez and cash
- May 25, 2010: Acquired off waivers by New York (NL)
- Feb. 6, 2014: Signed by Los Angeles as a free agent
- Dec. 29, 2016: Signed by Los Angeles as a free agent

Disabled List

- May 29-June 16, 2012 (sprained right ankle)
- June 17-July 22, 2013 (intercostal strain)
- June 29-July 18, 2014 (left hamstring strain)
- July 27-Aug. 13, 2015 (right thigh skin infection)
- May 19-June 9, 2017 (right hamstring strain)
- March 26 - May 15, 2018 (left wrist fracture)
- July 23 - Aug. 2, 2018 (right groin strain)



JULIO

Urías

LHP | 7

@theteenager7

Bats: Left **Throws:** Left**Height:** 6-1 **Weight:** 225**Opening Day Age:** 22**Born:** Aug. 12, 1996 in Culiacan, Mexico**Resides:** Culiacan, Mexico**Acquired:** Signed as a non-drafted free agent on Aug. 17, 2012**ML Service:** 1.123**MLB Debut:** May 27, 2016

Career Summary

- The 22-year-old left-hander enters his seventh professional season and fourth big league season after spending most of the 2018 season recovering from left shoulder surgery
- In 26 career big league games (20 starts), he has gone 5-4 with a 3.71 ERA (43 ER/104.1 IP) over three seasons with the Dodgers...has struck out 102 batters against 45 walks in 104.1 innings
- In 20 career starts he has gone 4-4 with a 3.79 ERA (39 ER/92.2 IP), while going 1-0 with a 3.09 ERA (4 ER/11.2 IP) in six relief appearances
- Made his MLB debut on May 27, 2016 with a start against the Mets, allowing three runs on five hits in 2.2 innings in a no-decision...was the 34th Dodger to make his MLB debut as a teenager since the club joined the National League in 1890 and first since Adrian Beltre, who made his debut on June 24, 1998 at the age of 19 years, 78 days... became the youngest Dodger starting pitcher at 19 years, 289 days, since Dick Calmus, who took the mound at Dodger Stadium on Aug. 23, 1963 vs. Milwaukee at 19 years, 228 days...also became the youngest Dodger to make his debut as a starting pitcher since Rex Barney (18 years, 242 days on his debut vs. Chicago-NL on Aug. 18, 1943) – Source: Stats, LLC.
- Became the youngest Major Leaguer to make their debut since Texas' Jurickson Profar (19 years, 195 days on Sept. 2, 2012 vs. Cleveland) and the youngest starting pitcher on their debut since Seattle's Felix Hernandez (19 years, 118 days on Aug. 4, 2005 vs. Detroit)...also became the youngest National Leaguer to make their debut since Washington's Bryce Harper (19 year, 195 days on April 28, 2012 vs. Dodgers) and youngest NL starter since Dwight Gooden (19 years, 143 days on April 7, 1984 vs. Houston) – Source: Stats, LLC.
- Has gone 2-1 with a 4.50 ERA in nine career postseason games, limiting batters to a .205 average while posting a 1.17 WHIP... struck out 10 batters against five walks
- Collected his first big league win on June 28 at Milwaukee, allowing two runs on two hits in 6.0 innings and struck out six batters
- Became the youngest Dodger pitcher ever to appear in a postseason game at 20 years, 62 days in 2016 NLDS Game 5 against the Nationals, allowing just one hit in 2.0 innings of relief and recorded the win...became the youngest starting pitcher in MLB postseason history in the 2016 NLCS Game 5 against the Cubs at 20 years, 68 days, allowing four runs on four hits in 3.2 innings and recorded the loss
- In 86 career minor league games (75 starts) over six seasons, has gone 15-8 with a 2.76 ERA and has struck out 364 batters against just 105 walks in 310.1 innings...has limited hitters to a .150 average, while posting a 1.105 WHIP
- Named 2014 Dodgers' Branch Rickey Minor League Pitcher of the Year and was honored as 2014 and 2015 MiLB.com organization All-Star...was also selected to the World Team for the 2014 XM All-Star Futures Game, becoming the youngest-ever player to participate in the contest at the age of 17
- Signed by the Dodgers as a non-drafted free agent on Aug. 17, 2012

Year-By-Year

- 2018** • Spent the majority of the season on the DL recovering from left shoulder surgery (June 27, 2017) but returned to the Majors on Sept. 15 and made three scoreless relief appearances in the big leagues
- Allowed just one hit (1-for-13) in 4.0 scoreless innings in the Majors, striking out seven without issuing a walk
 - Following rehab and a brief stint in the minors, recalled on Sept. 10 and his Sept. 15 relief appearance represented his first big league game since May 20, 2017...struck out a batter in 1.0 inning of relief against the St. Louis Cardinals

- Was a key piece out of the bullpen during the NLCS and World Series, going 1-0 with a 2.84 ERA (2 ER/6.1 IP) in seven Postseason relief appearances...struck out five batters against only one walk, while holding batters to a .174 average
- In eight minor league appearances (six starts), allowed seven runs in 11.2 innings with the Rookie-level AZL Dodgers, Single-A Rancho Cucamonga and Triple-A Oklahoma City...officially began his minor league rehab on July 30, reinstated from the DL and optioned to the minors on Aug. 24

- 2017**
- In his second season with the Dodgers, he went 0-2 with a 5.40 ERA (14 ER/23.1 IP) in just five starts in an injury-shortened season
 - Placed on the minor league disabled list on June 11 and underwent season-ending left anterior capsule (shoulder) surgery on June 27...the successful surgery was performed by Dr. Neal ElAttrache in Los Angeles
 - Made six starts for Triple-A Oklahoma City, going 3-0 with a 2.59 ERA (9 ER/31.1 IP) while collecting 32 strikeouts against 15 walks over 31.1 innings...held hitters to a .185 average and posted a 1.12 WHIP
- 2016**
- Saw his first big league action in four stints with the Dodgers, going 5-2 with a 3.39 ERA and striking out 84 batters against 31 walks in 77.0 innings
 - Was rated by MLB.com and Baseball America as the Dodgers' No. 1 prospect and the second and fourth overall prospect in baseball, respectively at the time of his call up
 - Had his contract selected on May 27 from Triple-A Oklahoma City and made the start against the Mets that day for his Major League debut, allowing three runs on five hits in 2.2 innings and did not factor in the decision...was the 34th Dodger to make his MLB debut as a teenager since the club joined the National League in 1890 and first since Adrian Beltre, who made his debut on June 24, 1998 at the age of 19 years, 78 days...at 19-years-old (19 years, 289 days) became just the second teenager to start a game in the Major Leagues this century, joining Felix Hernandez (19 years, 118 days), who debuted in 2005...the last Dodger younger than Urias to make a start was Dick Calmus, who took the mound at Dodger Stadium on Aug. 23, 1963 vs. Milwaukee at 19 years, 228 days – Source: Stats, LLC.
 - Collected his first big league win on June 28 at Milwaukee, allowing two runs on two hits in 6.0 innings and striking out six
 - Went 4-2 with a 3.25 ERA (25 ER/69.1 IP) and struck out 77 batters against 27 walks in 15 starts, while going 1-0 with a 4.70 ERA (4 ER/7.2 IP) in three relief appearances
 - His eight strikeouts on June 17 were the most by a teenager (19 yrs, 310 days) in a Dodger uniform since Don Drysdale struck out nine against the Phillies in 1956 (19 yrs, 275 days)
 - Was unbeaten in his last 14 games (11 starts) since June 17...after the All-Star break, went 4-0 with a 1.99 ERA (9 ER/40.2 IP) in 10 games (seven starts)
 - Overall, held lefties to a .234 average (15-for-64)...the opposition hit .188 (13-for-69) with no home runs with runners in scoring position
 - Made two appearances (one start) during the postseason run in the NLDS against the Nationals and the NLCS against the Cubs...became the youngest Dodger pitcher ever to appear in a postseason game at 20 years, 62 days in 2016 NLDS Game 5 against the Nationals, allowing just one hit in 2.0 innings of relief and recorded the win...became the youngest starting pitcher in MLB postseason history in the 2016 NLCS Game 4 against the Cubs at 20 years, 68 days, allowing four runs on four hits in 3.2 innings and recorded the loss
 - Began the season with Triple-A OKC and appeared in 11 games (seven starts), going 5-1 with a 1.40 ERA (7 ER/45.0 IP)...held the opposition to a .200 average and struck out 49 against just eight walks in 45.0 innings
 - At the time of his promotion on May 27, led the Pacific Coast League in ERA (1.10), WHIP (0.78) and opponents' batting average (.176), while tying for 10th with 44 strikeouts
- 2015**
- Combined to go 3-5 with a 3.81 ERA in 18 starts with Triple-A Oklahoma City, Double-A Tulsa, Single-A Rancho Cucamonga and the Rookie-level AZL Dodgers...opened the season and spent the majority of the year with Tulsa before a late-season promotion to Triple-A...also made three rehab starts in Arizona and Rancho Cucamonga
 - Limited opposing hitters to a .241 batting average, while posting a 1.18 WHIP
 - Placed on the DL from May 16-July 21 due to elective cosmetic surgery on his left eye on May 28
 - Saw his first action at the Double-A level with Tulsa, where he limited opponents to a .213 batting average with a 1.00 WHIP...struck out 74 against only 15 walks in 68.1 innings with the Drillers
 - Selected as the Double-A Texas League Pitcher of the Week for the period ending April 20
 - Entered 2015 rated by MLB.com as the No. 8 prospect in all of baseball
- 2014**
- Honored as the 2014 Dodgers' Branch Rickey Minor League Pitcher of the Year, after going 2-2 with a 2.36 ERA (23 ER/87.2 IP) in 25 games (20 starts)...struck out 109 batters against 37 walks in 87.2 innings
 - Held hitters to a .194 average, including a .175 mark against lefties (17-for-97) and posted a 1.11 WHIP...limited batters to a .171 average with runners on base and a .164 average (12-for-73) with RISP
 - Finished the season strong, going 1-1 with a 1.20 ERA (6 ER/45.0 IP) in 12 games (10 starts) and held opponents to a .162 average...struck out 62 against just 19 walks in 45.0 innings
 - Honored as MiLB.com's organizational All-Star and was also selected to the World Team for the 2014 XM All-Star Futures Game, becoming the youngest-ever player to participate in the contest at the age of 17

- 2013 · Opened the 2013 season as a 16-year-old and went 2-0 with a 2.48 ERA and a 1.10 WHIP in 18 starts with Single-A Great Lakes in his first professional season...struck out 67 against 16 walks in 54.1 innings
- Held hitters to a .227 average and was effective against batters from both sides of the plate, limiting lefties to a .214/.241/.268 slashline and a .232/.307/.399 slashline against righties
- Limited batters to a .221 average with runners on base and a .143 mark with RISP

Personal

Julio Urías (pronounced oo-REE-ahs)...father, Carlos, played one year of professional baseball as a catcher in Mexico... lives in Culiacan Rosales, Mexico...wears uniform No. 7 for his favorite player growing up, outfielder Darrell Sherman of the Culiacan Tomateros...signed as a non-drafted free agent by Los Angeles on Aug. 17, 2012...signed by scout Mike Brito.

Julio Urías' Career Pitching Record

Year	Team	W-L	ERA	G	GS	CG	SHO	SV	IP	H	R	ER	HR	HB	BB	SO	WP	BK	AVG
2013	Great Lakes	2-0	2.48	18	18	0	0	0	54.1	44	15	15	5	1	16	67	2	0	.227
2014	Rancho Cucamonga	2-2	2.36	25	20	0	0	0	87.2	60	25	23	4	7	37	109	5	1	.194
2015	Oklahoma City	0-1	18.69	2	2	0	0	0	4.1	11	9	9	0	0	6	5	1	0	.458
	Tulsa	3-4	2.77	13	13	0	0	0	68.1	53	24	21	4	1	15	74	1	1	.213
	Rancho Cucamonga	0-0	7.71	1	1	0	0	0	4.2	7	4	4	1	0	0	4	0	0	.350
	AZL Dodgers	0-0	0.00	2	2	0	0	0	3.0	2	0	0	0	0	1	5	0	0	.200
2016	LOS ANGELES	5-2	3.39	18	15	0	0	0	77.0	81	32	29	5	4	31	84	3	0	.274
	Oklahoma City	5-1	1.40	11	7	0	0	0	45.0	31	7	7	2	1	8	49	0	1	.200
2017	LOS ANGELES	0-2	5.40	5	5	0	0	0	23.1	23	15	14	1	1	14	11	1	1	.271
	Oklahoma City	3-0	2.59	6	6	0	0	0	31.1	20	9	9	1	0	15	32	4	0	.185
2018	LOS ANGELES	0-0	0.00	3	0	0	0	0	4.0	1	0	0	0	0	0	7	0	0	.077
	Oklahoma City	0-0	18.00	2	0	0	0	0	1.0	2	2	2	0	0	3	0	0	0	.400
	Rancho Cucamonga	0-0	4.91	4	4	0	0	0	7.1	6	4	4	3	1	4	13	0	0	.231
	AZL Dodgers	0-0	2.70	2	2	0	0	0	3.1	2	1	1	0	0	0	6	0	0	.167
Major League-3 years		5-4	3.71	26	20	0	0	0	104.1	105	47	43	6	5	45	102	4	1	.266
Dodger Totals-3 years		5-4	3.71	26	20	0	0	0	104.1	105	47	43	6	5	45	102	4	1	.266
Minor League-6 years		15-8	2.76	86	75	0	0	0	310.1	238	100	95	20	11	105	364	13	3	.214

Julio Urías' Career Postseason Pitching Record

Year	Team	W-L	ERA	G	GS	CG	SHO	SV	IP	H	R	ER	HR	HB	BB	SO	WP	BK
2016	NLDS: LAD vs. WAS	1-0	0.00	1	0	0	0	0	2.0	1	0	0	0	0	2	1	0	0
	NLCS: LAD vs. ChC	0-1	9.82	1	1	0	0	0	3.2	4	4	4	1	0	2	4	0	0
2018	NLCS: LAD vs. MIL	1-0	2.70	4	0	0	0	0	3.1	3	1	1	1	0	0	3	0	0
	WS: LAD vs. BOS	0-0	3.00	3	0	0	0	0	3.0	1	1	1	0	0	1	2	0	0
Postseason Totals		2-1	4.50	9	1	0	0	0	12.0	9	6	6	2	0	5	10	0	0
LDS Totals		1-0	0.00	1	0	0	0	0	2.0	1	0	0	0	0	2	1	0	0
LCS Totals		1-1	6.43	5	1	0	0	0	7.0	7	5	5	2	0	2	7	0	0
WS Totals		1-0	0.00	3	0	0	0	0	3.0	1	1	1	0	0	1	2	0	0

Julio Urías' Career Single-Game Bests

Low-Hit Complete Game:	None	Most Strikeouts:	8 (2x), last: Aug. 27, 2016
Most Innings Pitched - Starter:	6.1, May 9, 2017 vs. PIT	Most Walks:	6, June 28, 2016
Most Innings Pitched - Reliever:	3.0, Aug. 3, 2016	Longest Winning Streak:	5 games, June 28-Aug. 27, 2016
Most Earned Runs Allowed:	6 (2x), last: May 20, 2017 vs. MIA	Longest Losing Streak:	2 games, June 2-12, 2016/juuria

Julio Urías' Career Fielding Record

Position	PCT	G	PO	A	E	TC	DP
Pitcher	.818	26	2	16	1	22	0

Career Transactions

- Signed by Los Angeles as a non-drafted free agent on Aug. 17, 2012

Disabled List

- Has not been on the disabled list in the Major Leagues
- Feb. 26 - Aug. 24, 2018 (left shoulder surgery recovery)



ALEX

Verdugo

OF | 61

@DugieKnows

Bats: Left **Throws:** Left

Height: 6-0 **Weight:** 210

Opening Day Age: 22

Born: May 15, 1996 in Tucson, AZ

Resides: Tucson, AZ

Acquired: Drafted in the second round of the 2014 draft

ML Service: 0.078

MLB Debut: September 1, 2017



Career Summary

- The 22-year-old outfielder enters his sixth professional season rated as the Dodgers' top prospect and as MLB.com's No. 35 overall prospect
- In 52 Major League games with the Dodgers in 2017-18, went 24-for-100 (.240) with six doubles, two homers and five RBI
- Had his contract selected by Los Angeles on Sept. 1, 2017 and made his big league debut that day with a start in center field at San Diego...finished the game going 0-for-3 with a walk
- Collected his first Major League hit on Sept. 2, 2017 against the Padres with a single in the second inning in the first game of a doubleheader
- Stroked his first career big league homer on Sept. 10, 2017 against the Rockies with a pinch-hit solo home run in the ninth inning off of Adam Ottavino
- Named to Team Mexico's roster for the 2017 World Baseball Classic and appeared in three games for the club, hitting .357 (5-for-14) with three runs scored
- In 512 career minor league games, has posted a .309/.367/.444 slashline with 116 doubles, 12 triples, 41 homers, 271 RBI and 44 stolen bases
- Spent the majority of the 2017 and 2018 seasons at Triple-A Oklahoma City, where he was selected to the All PCL Team in 2018 and named a mid-season Pacific Coast League All-Star in 2017 and 2018...combined to slash .321/.389/.452 with 46 doubles, 16 homers and 106 RBI in 208 games
- Has spent majority of his minor league career playing center field (347 games), but has also seen time in right field (122 games) and left field (26 games)
- Has received numerous accolades throughout his minor league career...participated in the 2017 MLB All-Star Futures Games...was a Texas League mid- and post-season All-Star in 2016...honored as the Dodgers' Branch Rickey Minor League Player of the Year in 2015, while also being selected as a Midwest League post-season All-Star...selected as Arizona League post-season All-Star in 2014, along with being named to Baseball America's Rookie All-Star...named MiLB.com's Organizational All-Star in 2014, 2015, 2017 and 2018
- Selected by the Dodgers in the second round of the 2014 First-Year Player Draft from Sahuaro (AZ) High School

Year-By-Year

- 2018** · Spent the majority of the season with Triple-A Oklahoma City and appeared in 37 big league games, including 16 starts for the Dodgers slashing .260/.329/.377 with two doubles and four RBI
- In 91 games with Triple-A OKC, batted .329 with a .391 OBP, 19 doubles, 10 homers and 44 RBI to earn selections as a mid-season All-Star, a spot on the postseason All-PCL Team and a MiLB.com Dodgers Organization All-Star
 - Ranked among the Pacific Coast League leaders in average (5th), OBP (12th) and OPS (.863, 12th)
 - With OKC, hit .396 (38-for-96) against left-handers, while batting .304 (75-for-247) against righties
 - Went 29-for-99 (.293) with runners in scoring position at Triple-A
- 2017** · Saw his first big league action with the Dodgers, going 4-for-23 (.174) with one home run and one RBI in 15 big league games
- Had his contract selected on Sept. 1 and made his big league debut that day with a start in center field at San Diego...finished the game going 0-for-3 with a walk

- Collected his first Major League hit on Sept. 2 against the Padres with a single in the second inning off of Clayton Richard in the first game of a doubleheader
 - Stroked his first career big league homer on Sept. 10, 2017 against the Rockies with a pinch-hit solo home run in the ninth inning off of Adam Ottavino
 - Spent majority of the season with Triple-A Oklahoma City, hitting .314 with 27 doubles, four triples, six home runs and 62 RBI along with a .389 on-base percentage and a .436 slugging percentage...finished with the ninth best OBP in the Pacific Coast League
 - Named a Pacific Coast League mid-season All-Star, participated in the MLB All-Star Futures Game and selected as an MiLB.com's Organizational All-Star
 - Had a 20-game hitting streak with OKC from June 8-30, where he batted .488 (39-for-80) with six doubles, two triples, two home runs, and 12 RBI during that span
 - Prior to the start of the season, he joined to Team Mexico for the 2017 World Baseball Classic and appeared in three games for the club, hitting .357 (5-for-14) with three runs scored
- 2016**
- Spent the entire campaign with Double-A Tulsa, hitting .273 with 23 doubles, 13 homers and 63 RBI in 126 games
 - Ranked among Texas League leaders in hits (130, t-4th), batting average (10th), RBI (11th) and total bases (194, 11th)
 - Selected as Texas League mid- and post-season All-star...named Texas League Player of the Week in the period ending July 17
 - Following the season, played for the Glendale Desert Dogs in the Arizona Fall League and was selected to participate in the AFL Rising Stars Game
- 2015**
- Named the Dodgers' Branch Rickey Minor League Player of the Year after splitting time with Single-A Great Lakes and Single-A Rancho Cucamonga, slashing .311/.340/.441 with 70 runs, 32 doubles, four triples, nine homers and 61 RBI in 124 games...stole a career-high 14 combined bases
 - Spent most of the season with the Loons, hitting .295 with 50 runs, 23 doubles, two triples, five home runs, 42 RBI in 101 games...honored as Midwest League post-season All-Star
 - Also earned MiLB.com's Organizational All-Star for the second straight year...named California League Player of the Week in the period ending Sept. 7
- 2014**
- Had a stellar start to his professional career with Rookie-level AZL Dodgers, slashing .347/.423/.518 with 28 runs, 14 doubles, three triples, three homers, 33 RBI and eight stolen bases
 - Tied for the most doubles in the Arizona League, while ranking among the league leaders in batting average (2nd), hits (2nd), RBI (3rd), OBP (3rd), total bases (4th) and SLG (4th)...selected as AZL post-season All-Star and was also honored as Baseball America's Rookie All-Star
 - Promoted to Rookie-level Ogden on Aug. 31 and went 8-for-20 (.400) with three runs, one double, eight RBI and three stolen bases in five games
 - Selected as MiLB.com's Organizational All-Star

PERSONAL

Alexander Brady Verdugo...was a two-way star at Sahuarto High School in Tucson, Arizona...held a 2.19 ERA and struck out 401 opposing batters for 26 career wins in high school...batted .486 with 16 home runs and 145 RBI during his high school career...earned a spot on the National team for the 2013 Under Armour All-America Game where he was also voted MVP...originally committed to Arizona State University before signing with the Dodgers...selected by the Los Angeles Dodgers in the second round (62nd overall) of the 2014 MLB Draft and signed by scout Dustin Yount.

Alex Verdugo's Career Batting Record

Year	Team	AVG	G	AB	R	H	2B	3B	HR	RBI	SH	SF	HP	BB	SO	SB	CS	OBP	SLG	E
2014	AZL Dodgers	.347	49	170	28	59	14	3	3	33	0	2	4	20	14	8	0	.518	.423	2
	Ogden	.400	5	20	3	8	1	0	0	8	0	0	0	0	4	3	0	.450	.400	1
2015	Rancho Cucamonga	.385	23	91	20	35	9	2	4	19	0	1	0	4	12	1	0	.659	.406	0
	Great Lakes	.295	101	421	50	124	23	2	5	42	1	2	3	17	53	13	5	.394	.325	8
2016	Tulsa	.273	126	477	58	130	23	1	13	63	0	4	4	44	67	2	6	.407	.336	10
2017	LOS ANGELES	.174	15	23	1	4	0	0	1	1	0	0	0	2	4	0	1	.304	.240	0
	Oklahoma City	.314	117	433	67	136	27	4	6	62	1	5	4	52	50	9	3	.436	.389	0
2018	LOS ANGELES	.260	37	77	11	20	6	0	1	4	1	0	0	8	14	0	0	.329	.377	1
	Oklahoma City	.329	91	343	44	113	19	0	10	44	0	1	1	34	47	8	2	.391	.472	4
Major League- 2 years		.240	52	100	12	24	6	0	2	5	1	0	0	10	18	0	1	.309	.360	1
Dodger Totals-2 years		.240	52	100	12	24	6	0	2	5	1	0	0	10	18	0	1	.309	.360	1
Minor League- 5 years		.309	512	1955	270	605	116	12	41	271	2	15	16	171	247	44	16	.367	.444	25

Alex Verdugo's Career Single-Game Bests

Most Hits:	2 (6x), last: Sept. 3, 2018 vs. NYM	Most Stolen Bases:	---
Most RBI:	1 (5x), last: Sept. 9, 2018 at COL	Most Walks:	2, July 24, 2018 at PHI
Most Home Runs:	1 (2x), July 27, 2018 at ATL	Longest Hitting Streak:	4 games (2x), last: July 25-Sept. 3, 2018
Most Runs Scored:	2, May 2, 2018 at ARI	Grand Slams:	None

Alex Verdugo's Career Fielding Record

Position	PCT	G	PO	A	E	TC	DP
Outfield	.975	20	38	1	1	40	0

Career Transactions

- June 5, 2014: drafted by the Dodgers in the 2nd round of the 2014 amateur draft

Disabled List

- Has not been on the disabled list in the Major Leagues



STETSON

Allie

RHP | 73

Bats: Right **Throws:** Right **Height:** 6-2 **Weight:** 245
Opening Day Age: 28 **MI Service:** 0.000
Born: March 13, 1991 In Orlando, FL
Acquired: Signed As A Free Agent On Nov. 11, 2016



Career Highlights

- The 28-year-old pitcher enters his ninth minor league season and third year in the Dodger organization after being originally signed by Los Angeles in 2016 as a first baseman
- Has appeared in 522 minor league games at first base (218 games), outfield (230 games) and on the mound (74 games)
- In 74 games pitched (eight starts), he has gone 7-4 with a 5.54 ERA (49 ER/79.2 IP) and struck out 99 batters while limiting the opposition to a .212 average
- Has a .241 career batting average with 258 runs, 99 doubles, six triples, 79 home runs and 293 RBI in 566 games
- Named a MiLB.com Organizational All-Star in 2013 after his time in the Pittsburgh organization

Last Season

- 2018 · Went 7-1 with three saves and posted a 5.57 ERA (26 ER/42.0 IP) in a career high 46 relief appearances with Rancho Cucamonga, Tulsa and Oklahoma City
- Struck out 57 batters against 31 walks in 42.0 innings
 - In 13 appearances with Triple-A Oklahoma City in 2018, he went 3-0 with a 6.30 ERA (7 ER/10.0 IP) including limiting right handed hitters to a .154 average

Personal

Stetson Thomas Allie... went 9-1 with a 1.29 ERA as a senior in high school and graduated from St. Edward High School in Lakewood, Ohio... selected by the Pittsburgh Pirates in the second round of the 2010 First-Year Player Draft...signed as a free agent with the Dodgers in 2016 as a first baseman

Stetson Allie's Career Pitching Record

Year	Team	W-L	ERA	G	GS	CG	SHO	SV	IP	H	R	ER	HR	HB	BB	SO	WP	BK	AVG
2011	State College	0-2	6.58	15	7	0	0	0	26.0	20	20	19	1	9	29	28	7	0	.208
2012	West Virginia	0-1	54.00	2	1	0	0	0	0.2	1	4	4	0	1	8	1	3	0	.333
2017	Oklahoma City	0-0	0.00	1	0	0	0	0	1.0	1	0	0	0	0	1	0	0	0	.333
	Rancho Cucamonga	0-0	0.00	2	0	0	0	0	2.0	1	0	0	0	0	1	3	0	0	.143
	AZL Dodgers	0-0	0.00	8	0	0	0	0	8.0	4	1	0	0	0	5	10	0	0	.143
2018	Oklahoma City	3-0	6.30	13	0	0	0	0	10.0	6	8	7	2	1	8	8	4	0	.176
	Tulsa	1-0	2.84	11	0	0	0	3	12.2	6	5	4	1	0	8	18	1	0	.143
	Rancho Cucamonga	3-1	6.98	22	0	0	0	0	19.1	23	17	15	6	2	15	31	10	0	.288
Minor League-4 years		7-4	5.54	74	8	0	0	3	79.2	62	55	49	10	13	75	99	25	0	.212



JOE

Broussard

RHP | 79

Bats: Right **Throws:** Right **Height:** 6-1 **Weight:** 225
Opening Day Age: 28 **MI Service:** 0.000
Born: January 28, 1991 In New Orleans, La
Acquired: Selected In The 15Th Round Of The 2014 First-Year Player Draft



Career Highlights

- 28-year-old right-hander enters his sixth season with the Los Angeles Dodgers' organization and second Big League camp after being selected in the 15th round of the 2014 First-Year Player Draft out of Louisiana State University.
- Has a 20-13 record with a 3.07 ERA with 31 saves in 211 career MiLB games (three starts)
- Has recorded 365 strikeouts against 86 walks in 328.1 innings, averaging a 10.01 strikeouts per nine innings
- In five seasons, has posted a 1.19 WHIP and has limited hitters to .245 batting average
- Named an MiLB Organizational All-Star in 2016

Last Season

- 2018 · Spent the 2018 season with the Oklahoma City Dodgers, going 5-4 with 10 saves and a 3.12 ERA (23 ER/ 66.1 IP) in 57 games
- Fanned 71 batters in 66.1 innings, while issuing 22 walks and recording a 1.27 WHIP
 - He did not allow a run in 42 of 57 appearances
 - Posted a 1-1 record with a 1.66 ERA (4 ER/21.2) in 20 games after the All-Star break...he struck out 28 batters against eight walks while limiting hitters to a .211 batting average and 1.11 WHIP.
 - Recorded a career-high 10 saves in 15 chances.

Personal

Joe Neville Broussard...attended Louisiana State University, where he earned Second-Team All-SEC honors in 2014 as a junior posting a 1.05 ERA in 32 relief appearances and ranking fifth in the SEC with eight saves...played at Holy Cross High School in Louisiana where he was awarded 2010 First-Team All-State and the All-Metro New Orleans Player of the Year... named district MVP in 2009 and 2010 and served as team captain...named three-time All-Metro New Orleans and four-time All-District during his career...originally selected in the 15th round by the Los Angeles Dodgers in 2014 First-Year Player Draft and was signed by scout Matthew Paul.

Joe Broussard's Career Pitching Record

Year	Team	W-L	ERA	G	GS	CG	SHO	SV	IP	H	R	ER	HR	HB	BB	SO	WP	BK	AVG
2014	Ogden	2-2	3.35	18	0	0	0	4	45.2	43	21	17	2	5	13	56	6	1	.246
2015	Rancho Cucamonga	1-2	4.74	23	1	0	0	0	49.1	62	35	26	4	4	11	46	0	0	.300
	Great Lakes	3-2	2.41	15	2	0	0	3	33.2	25	10	9	0	2	4	38	2	0	.210
2016	Oklahoma City	0-0	4.50	2	0	0	0	1	2.0	1	1	1	0	0	0	3	1	0	.143
	Tulsa	3-2	1.93	33	0	0	0	7	42.0	34	9	9	2	4	12	51	1	0	.222
	Rancho Cucamonga	1-0	1.38	15	0	0	0	1	26.0	21	4	4	1	0	4	27	2	0	.223
2017	Oklahoma City	4-1	3.57	44	0	0	0	3	58.0	57	23	23	7	4	20	67	2	0	.253
	Tulsa	1-0	0.00	4	0	0	0	2	5.1	0	0	0	0	0	0	6	0	0	.000
2018	Oklahoma City	5-4	3.12	57	0	0	0	10	66.1	62	28	23	4	2	22	71	2	0	.250
Minor League-5 years		20-13	3.07	211	3	0	0	31	328.1	305	131	112	20	21	86	365	16	1	.245



EZEQUIEL

Carrera

OF | 41

Bats: Left **Throws:** Left **Height:** 5-11 **Weight:** 185
Opening Day Age: 31 **MI Service:** 0.000
Born: June 11, 1987 In Guiria, Venezuela
Acquired: Signed As A Free Agent On January 29, 2019



Career Highlights

- Journeyman outfielder enters his first season with the Dodgers after spending parts of the last 14 seasons with New York-NL (2005-2008, 2018), Seattle (2009-10), Cleveland (2010-2013), Philadelphia (2013), Detroit (2014), Toronto (2015-2017) and Atlanta (2018)
- Is a .283 hitter with 33 homers and 322 RBI in 940 minor league games...has 291 stolen bases
- Has appeared in 508 MLB games, batting .262 with 19 homers and 97 RBI...has 44 stolen bases in 57 tries
- Recorded his first-career four-hit game on April 23, 2016 helping the Blue Jays to a 9-3 victory over the Oakland Athletics
- In 2016, Carrera played in a career-high 110 regular season games, batting .248 with six home runs and 23 RBI
- Made his Major League debut on May 20, 2011 as a member of the Indians against Cincinnati... recorded his first hit in the same game against Nick Masset
- Clubbed his first career homer on August 5, 2012 against Joaquin Benoit
- Has appeared in 14 postseason games, batting .278 with two triples, one homer and three RBI
- Originally signed as a non-drafted free agent by the New York Mets on April 4, 2005

Last Season

- 2018 · Carrera signed a one-year contract with Toronto on January 12, 2018...was designated for assignment February 26 and cleared waivers March 1...was released by Toronto on March 11
- Split the season between Triple-A Gwinnett and Triple-A Las Vegas, batting a combined .193 with one homer and eight RBI
 - Started the season with Triple-A Gwinnett, hitting .146 with three double, one homer and four RBI before being released on May 17...was a perfect 7-for-7 in stolen base attempts with the Stripers
 - Signed a minor league contract with the Mets on May 18, and finished the season with their Triple-A affiliate
 - Batted .254 with four double and four RBI with Triple-A Las Vegas
 - Finished the 2018 campaign with 11 stolen bases in 12 attempts

Personal

Ezequiel Manuel Carrera...signed a minor league contract with the Los Angeles Dodgers on January 29

2019 DODGER NON-ROSTER INVITEES

Ezequiel Carrera's Career Batting Record

Year	Team	AVG	G	AB	R	H	2B	3B	HR	RBI	SH	SF	HP	BB	SO	SB	CS	OBP	SLG	E
2005	VSL Mets	.227	45	150	19	34	3	2	0	8	4	1	3	15	47	7	8	.308	.273	1
2006	VSL Mets	.301	57	216	41	65	4	5	1	19	6	2	7	16	28	22	11	.365	.380	3
2007	Brooklyn	.300	20	70	11	21	2	0	0	6	2	0	1	4	13	6	1	.347	.329	0
	GCL Mets	.341	45	179	41	61	8	3	1	26	2	0	2	26	29	16	5	.430	.436	4
2008	St. Lucie	.263	114	430	61	113	11	12	7	29	6	3	9	46	86	28	9	.344	.393	8
2009	West Tenn.	.337	91	329	68	111	12	4	2	38	10	3	4	59	62	27	13	.441	.416	4
2010	Columbus	.286	41	161	19	46	7	3	1	16	8	1	1	12	34	11	3	.337	.385	0
	Tacoma	.288	64	213	24	57	6	2	0	18	7	0	3	20	32	9	5	.339	.315	3
	AZL Indians	.429	4	14	2	6	1	0	0	4	0	0	0	1	2	0	0	.467	.500	0
2011	CLEVELAND	.243	68	202	27	49	8	3	0	14	7	0	1	16	35	10	5	.301	.312	4
	Columbus	.287	82	328	63	94	8	3	2	25	5	0	5	39	53	35	4	.371	.348	2
2012	CLEVELAND	.272	48	147	20	40	6	3	2	11	1	1	1	8	35	8	1	.312	.395	1
	Columbus	.294	97	394	65	116	19	6	6	42	9	3	3	29	60	26	7	.345	.419	6
2013	CLEVELAND	.500	2	4	1	2	0	0	0	1	1	0	0	0	1	0	0	.500	.500	0
	PHILADELPHIA	.077	13	13	2	1	0	0	0	0	0	0	2	1	4	0	0	.250	.077	0
	Columbus	.248	105	416	57	103	16	5	5	31	6	2	2	38	87	43	12	.312	.346	3
2014	DETROIT	.261	45	69	12	18	4	1	0	2	0	0	1	3	14	7	1	.301	.348	0
	Toledo	.307	97	374	68	115	15	5	6	41	5	4	3	48	65	43	13	.387	.422	2
2015	TORONTO	.273	91	172	27	47	8	0	3	26	5	2	2	11	45	2	1	.321	.372	2
	Buffalo	.276	30	116	18	32	5	0	1	10	4	0	1	12	16	6	2	.349	.345	2
2016	TORONTO	.248	110	270	47	67	9	1	6	23	7	2	4	27	70	7	4	.323	.356	1
	Buffalo	.071	4	14	1	1	0	1	0	0	0	0	0	2	4	0	0	.188	.214	1
2017	TORONTO	.282	131	287	38	81	10	1	8	20	5	0	3	30	75	10	1	.356	.408	4
	Buffalo	.500	1	2	0	1	0	0	0	1	0	0	0	2	0	1	0	.750	.500	N/A
2018	Las Vegas	.254	17	63	8	16	4	0	0	4	1	0	0	1	10	4	1	.266	.317	2
	Gwinnett	.146	26	82	9	12	3	0	1	4	1	1	0	9	20	7	0	.228	.220	0
Major League- years		.262	508	1164	174	305	45	9	19	97	26	5	14	96	279	44	13	.324	.365	12
Minor League- years		.284	838	3185	515	905	117	44	32	295	66	17	34	348	573	262	75	.359	.379	41



DANIEL

Castro

INF | 9

Bats: Right **Throws:** Right **Height:** 5-11 **Weight:** 200
Opening Day Age: 26 **MI Service:** 0.049
Born: Nov. 14, 1992 in Guaymas, Sonora, Mexico
Acquired: Signed As A Free Agent On November 20, 2018
Mlb Debut: June 17, 2015



Career Highlights

- 26-year-old infielder enters his first season with the Dodgers and his fourth big league camp after spending his first six seasons with the Atlanta Braves and Colorado Rockies organizations
- Made his MLB debut for the Atlanta Braves on June 17, 2015 against the Boston Red Sox recording a hit in his only at-bat of the game
- In 98 career Major League games has appeared in 44 games at second base, 14 games at third base and 31 games at shortstop
- Awarded a MiLB Gold Glove in 2017 for his time with the Albuquerque Isotopes of the Pacific Coast League
- Signed with the Atlanta Braves organization on May 28, 2010 as an international free agent

Last Season

- 2018
- Spent the majority of his season with the Triple-A Albuquerque Isotopes posting a .307/.342/.414 slashline with 35 runs, 16 doubles, a triple and three home runs with 30 RBI
 - Excelled at the plate with runners in scoring position, hitting .348 with eight doubles, a triple and 27 RBI
 - Played in 18 Major League games with the Colorado Rockies making 47 plate appearances and hitting .174 with a home run and six RBI

Personal

Daniel Castro's Career Batting Record

Year	Team	AVG	G	AB	R	H	2B	3B	HR	RBI	SH	SF	HP	BB	SO	SB	CS	OBP	SLG	E
2010	DSL Braves	.176	19	51	7	9	2	0	0	1	0	0	2	8	5	2	1	.311	.216	1
2011	DSL Braves	.195	55	195	29	38	7	1	0	18	10	2	4	22	25	10	9	.287	.241	8
2012	Saraperos de Saltillo	.291	60	117	22	34	3	3	3	18	6	0	0	3	19	0	1	.308	.444	1
2013	Lynchburg	.284	26	88	10	25	1	1	0	7	1	0	0	7	6	3	1	.337	.318	1
	Saraperos de Saltillo	.312	80	282	49	88	15	3	8	38	18	3	0	13	36	6	0	.339	.472	8
2014	Mississippi	.277	51	173	23	48	9	1	4	20	0	1	1	5	18	2	1	.300	.410	5
	Lynchburg	.292	70	257	33	75	16	3	1	34	10	1	1	10	20	7	4	.320	.389	7
2015	ATLANTA	.240	33	96	14	23	2	1	2	5	1	0	0	3	15	0	0	.263	.344	1
	Gwinnett	.268	89	310	19	83	9	0	0	36	7	5	1	22	32	1	1	.314	.297	11
	Mississippi	.389	23	90	17	35	5	0	0	10	3	1	0	4	8	4	2	.411	.444	4
2016	ATLANTA	.200	47	130	8	26	1	0	0	7	2	0	0	7	24	1	1	.241	.208	0
	Gwinnett	.257	61	214	29	55	10	0	3	20	3	4	0	8	25	0	1	.279	.346	10
2017	Albuquerque	.306	115	395	43	121	25	1	3	45	5	5	1	24	43	1	3	.344	.397	6
2018	COLORADO	.174	18	46	2	8	1	0	1	6	0	0	0	1	7	0	0	.191	.261	0
	Albuquerque	.307	69	251	35	77	16	1	3	30	1	3	2	13	24	2	0	.342	.414	7
Minor League-8 years		.280	578	2024	245	566	100	8	14	221	40	22	12	123	206	32	23	.321	.358	60
Mexican League- 2 years		.306	140	399	71	122	18	6	11	56	24	3	0	16	55	6	1	.330	.464	9
Major League-3 years		.210	98	272	24	57	4	1	3	18	3	0	0	11	46	1	1	.240	.265	1



DANIEL

Corcino

RHP | 56

Bats: Right **Throws:** Right **Height:** 6-0 **Weight:** 215
Opening Day Age: 28 **MI Service:** 0.049
Born: Aug. 26, 1990 In Azua, Dr
Acquired: Signed As A Free Agent On Sept. 23, 2017
Mlb Debut: August 26, 2014



Career Highlights

- 28-year-old right-hander enters his fourth season on his third stint with the Los Angeles Dodgers organization and his second straight season in big league camp
- Made his Major League debut on August 26, 2014 against the Chicago Cubs as a member of the Cincinnati Reds
- Is 0-2 with a 3.97 ERA in seven games, three starts at the Major League level...in 2018, he pitched in two games for the Dodgers, posting a 2.25 ERA in four innings of work
- Enters his 12th season of professional baseball with a 53-58 mark with 4.04 ERA in 252 MiLB games
- Has earned various honors at the MiLB level, including 2012 mid-season Southern League All-Star, and 2011 Baseball America Class A All-Star and mid-season Midwest League All-Star.
- Originally signed by the Cincinnati Reds organization on January 11, 2008 as amateur free agent

Last Season

- 2018 · Spent the majority of the 2018 campaign in the minor leagues, making four appearances for Double-A Tulsa and 24 appearances for Triple-A Oklahoma City...went a combined 5-4 with a 3.41 ERA in 28 games (19 starts), holding batters to a .217 average
- Finished the 2018 season while second on the team in starts, innings pitched (103.1) and strikeouts (102)
 - Went 0-0 with a 1.83 ERA in the month of May with 18 strikeouts in 19.2 innings.
 - Tossed a season-best 7.0 innings of scoreless baseball on August 14 at Omaha
 - Made his Dodger debut on June 12 vs Texas, firing 3.0 innings and allowing one run on two hits...outrighted to Triple-A June 13

Personal

Daniel Corcino...resides in Azua, Dominican Republic...originally signed by the Reds as a non-drafted free agent on Jan. 11, 2008 and signed by scout Richard Jimenez.

2019 DODGER NON-ROSTER INVITEES

Daniel Corcino's Career Pitching Record

Year	Team	W-L	ERA	G	GS	CG	SHO	SV	IP	H	R	ER	HR	HB	BB	SO	WP	BK	AVG
2008	DSL Reds	6-2	5.29	23	0	0	0	0	34.0	37	28	20	2	6	14	26	5	1	.280
2009	Billings	1-4	4.91	20	0	0	0	3	25.2	23	16	14	2	0	15	30	1	1	.245
	GCL Reds	0-1	0.00	2	0	0	0	0	2.2	5	2	0	0	0	1	2	0	0	.455
2010	Dayton	1-1	4.31	6	6	0	0	0	31.1	31	16	15	1	3	15	29	4	0	.254
	Billings	1-3	3.40	9	9	0	0	0	39.2	38	18	15	2	3	17	31	3	0	.255
2011	Dayton	11-7	3.42	26	26	1	0	0	139.1	128	61	53	10	8	34	156	5	1	.238
2012	Pensacola	8-8	3.01	26	26	0	0	0	143.1	111	61	48	9	6	65	126	11	1	.216
2013	Louisville	7-14	5.86	28	23	0	0	0	129.0	141	95	84	17	11	73	90	7	0	.279
2014	CINCINNATI	0-2	4.34	5	3	0	0	0	18.2	13	9	9	2	1	10	15	6	0	.188
	Louisville	0-1	7.20	1	1	0	0	0	5.0	3	4	4	3	0	4	6	0	0	.176
	Pensacola	10-11	4.13	26	25	0	0	0	143.2	123	73	66	16	16	70	113	3	0	.230
2015	Tulsa	0-0	9.53	3	2	0	0	0	5.2	4	7	6	0	4	6	9	0	0	.190
	Pensacola	0-0	0.00	1	0	0	0	0	1.0	0	0	0	0	1	2	2	0	0	.000
2016	Tulsa	1-1	3.53	27	0	0	0	3	35.2	28	16	14	4	2	10	31	2	0	.211
	Rancho Cucamonga	0-0	1.80	3	0	0	0	0	5.0	6	1	1	0	0	2	4	0	0	.286
2017	Tulsa	0-0	2.70	4	0	0	0	1	6.2	8	3	2	1	0	0	7	1	0	.296
	Rancho Cucamonga	2-0	2.92	14	0	0	0	0	24.2	21	9	8	1	1	9	31	0	0	.219
	Tennessee	0-1	8.68	5	2	0	0	0	9.1	6	9	9	2	1	9	11	0	0	.176
2018	LOS ANGELES	0-0	2.25	2	0	0	0	1	4.0	2	2	1	0	1	3	1	1	0	.143
	Oklahoma City	4-3	3.40	24	19	0	0	0	103.1	83	44	39	9	3	41	102	8	0	.217
	Tulsa	1-1	3.52	4	0	0	0	1	7.2	7	5	3	1	0	1	9	2	0	.226
Major League-2 years		0-2	3.97	7	3	0	0	1	22.2	15	11	10	2	2	13	16	7	0	.181
Minor League-11 years		53-58	4.04	252	139	1	0	8	892.2	803	468	401	80	65	388	815	52	4	.239



OMAR

Estevez

INF | 88

Bats: Right Throws: Right Height: 5-10 Weight: 195

Opening Day Age: 20 MI Service: 0.000

Born: February 25, 1998 In Matanzas, Cuba

Acquired: Signed As An International Free Agent On November 21, 2015



Career Highlights

- 20-year-old infielder enters his fourth professional season with the Dodgers organization and his first big league camp
- In 370 minor league games holds a .263/.315/.400 slashline with 189 runs, 99 doubles, seven triples, 28 home runs and 192 RBI
- Has made 214 starts at shortstop, 133 starts at second base and one start at third base in three seasons in the Dodgers' system
- In his first game with the Class-A Great Lake Loons on April 9, 2016, went 2-for-4 with an RBI and a run scored in his professional debut

Last Season

- 2018 · Spent the entire year with the Class-A Advanced Rancho Cucamonga Quakes hitting a career-best .258/.336/.456 over 128 games with career highs in runs (87), doubles (43), home runs (15) and RBI (84)
- Played in 74 games at shortstop, posting a .955 fielding percentage, and 47 games at second base, with a .970 fielding percentage, for Rancho Cucamonga
- Played better as the season went on, hitting .308/.374/.515 in the second half of the year with 25 doubles, 10 home runs and 51 RBIs
- Collected 65 RBI with runners in scoring position, hitting .282/.341/.449 in those situations with three home runs, 15 doubles and a triple
- Hit two home runs in a game for the first time in his career on July 5 against the San Jose Giants in an 8-3 win for Rancho Cucamonga. Estevez went 2-for-5 with three runs scored and two RBI

Personal

Omar Estevez's Career Batting Record

Year	Team	AVG	G	AB	R	H	2B	3B	HR	RBI	SH	SF	HP	BB	SO	SB	CS	OBP	SLG	E
2016	Great Lakes	.255	122	471	46	120	32	2	9	61	2	4	5	26	121	3	6	.298	.389	16
2017	Rancho Cucamonga	.256	120	457	56	117	24	3	4	47	3	4	4	33	97	2	2	.309	.348	16
2018	Rancho Cucamonga	.278	128	515	87	143	43	2	15	84	2	10	5	45	138	3	1	.336	.456	19
Minor League-3 years		.263	370	1443	189	380	99	7	28	192	7	18	14	104	356	8	9	.315	.400	51



KYLE

Garlick

OF | 89

Bats: Right **Throws:** Right **Height:** 6-1 **Weight:** 208
Opening Day Age: 30 **MI Service:** 0.000
Born: January 26, 1992 In La Habra, Ca
Acquired: Drafted In The 28Th Round Of The 2015 Mlb Draft



Career Highlights

- Made his professional baseball debut for the AZL Dodgers on June 20, 2015 and went 3-for-4 with a triple and an RBI as the Dodgers beat the AZL White Sox
- Hit his first professional home run on July 5, 2015 as part of the Class-A Great Lake Loons... hit nine homers and drove in 44 runs in his first professional season in the Dodgers' organization
- Named an Organizational All-Star by MiLB.com in 2016 after hitting .293/.348/.508 with 19 homers for both the Class-A Advanced Rancho Cucamonga Quakes and the Double-A Tulsa Drillers
- Named a mid-season All-Star in 2016 for the Quakes


Last Season

- 2018 · Led the Triple-A Oklahoma City Dodgers in home runs with 17 and was third on the team in RBI with 46 in 97 games. In his first season in Triple-A he hit .253/.287/.478
- Also played in 19 games for the Double-A Tulsa Drillers slashing .282/.329/.526 with five homers and 14 RBI
- On April 13 with Tulsa he went 4-for-5 with four RBI and a home run in a 8-4 victory over the Frisco RoughRiders
- Hit two home runs twice, once for Tulsa on April 22 in a 3-for-4 game with three total RBI and again on May 10 for Oklahoma City in a 2-for-4 game with two RBI

Personal

Kyle Garlick's Career Batting Record

Year	Team	AVG	G	AB	R	H	2B	3B	HR	RBI	SH	SF	HP	BB	SO	SB	CS	OBP	SLG	E
2015	Great Lakes	.327	38	147	24	48	12	2	4	24	0	0	4	10	35	2	2	.385	.517	1
	Rancho Cucamonga	.389	14	54	16	21	4	0	5	14	0	2	1	4	20	0	0	.426	.741	1
	Ogden	.400	4	15	2	6	3	0	0	3	0	1	0	1	2	0	0	.412	.600	0
	AZL Dodgers	.375	4	16	6	6	2	2	0	3	0	1	0	1	2	0	0	.389	.750	0
2016	Tulsa	.284	79	292	42	83	29	2	8	39	0	3	6	18	83	1	0	.335	.479	1
	Rancho Cucamonga	.306	49	196	38	60	13	1	11	37	0	0	4	15	57	0	0	.367	.551	1
2017	Tulsa	.239	74	268	45	64	9	0	17	42	0	3	4	30	78	1	0	.321	.463	0
	AZL Dodgers	.353	5	17	4	6	3	0	1	2	0	0	1	2	4	0	0	.450	.706	0
2018	Oklahoma City	.253	97	324	49	82	18	2	17	46	0	1	2	14	105	2	0	.287	.478	1
	Tulsa	.282	19	78	11	22	4	0	5	14	0	1	0	6	33	0	0	.329	.526	0
Minor League-4 years		.283	383	1407	237	398	97	9	68	224	0	12	22	101	419	6	2	.338	.510	5



TONY

Gonsolin

RHP | 84

Bats: Right **Throws:** Right **Height:** 6-3 **Weight:** 205
Opening Day Age: 24 **MI Service:**
Born: May 14, 1994 in Vacaville, CA
Acquired: Signed as a free agent on June 17, 2016



Career Highlights

- 24-year old right-hander enters his third season with the Dodgers' organization and his first invite to Big League Camp
- Has a career record of 18-10 with a 3.14 ERA (80 ER/ 229 IP) in 87 games (26 starts) across four different levels
- Has fanned 265 batters against 68 walks in 229 innings, averaging 10.4 strikeouts per nine innings and posting a 3.90 strikeout-to-walk ratio
- Has limited hitters to a .234 batting average while recording a 1.18 WHIP
- Was named Dodgers Minor League Pitcher of the Year in 2018
- Was named a MiLB.com Organizational All-Star in 2018, as well as a California League Mid-Season All-Star
- Selected by the Dodgers in the 9th round of the 2016 First-Year Player Draft out of Saint Mary's University (CA).

Last Season

- 2018** · Split the season between High-A Rancho Cucamonga and Double-A Tulsa, going 10-2 with a 2.60 ERA (37 ER/128 IP) in 26 starts...he struck out 155 batters against 42 walks, while holding opponents to a .219 batting average.
- Set career-highs in wins, ERA, starts, innings pitched, strikeouts, batting average against and WHIP (1.14).
 - Started the season with Rancho Cucamonga, going 4-2 with 2.69 ERA (25 ER/ 83.2IP) before being promoted to Double-A Tulsa on July 14
 - Finished the season with Tulsa, earning a 6-0 record with a 2.44 ERA in nine starts for the Drillers...won his first four starts with the Drillers and held his opponents to a .203 batting average with 1.08 WHIP
 - Was named MiLB.com Organizational All-Star and California League Mid-Season All-Star

Personal

Anthony D. Gonsolin...attended St. Mary's University, where he earned All-WCC First Team honors in 2016 as an outfielder/pitcher...he hit .307 with seven homers and 26 RBI while going 3-3 with a 3.86 ERA in 18 games on the mound...Prior to St. Mary's, he starred for Vacaville High School...He was named to the All-Monticello Empire League team and was named an Optimist Sacramento Area All-Star and garnered MVP honors for the South squad in the all-star game...originally selected by the Dodgers in the 9th round of the 2016 First-Year Player Draft out of Saint Mary's University.

Tony Gonsolin's Career Pitching Record

Year	Team	W-L	ERA	G	GS	CG	SHO	SV	IP	H	R	ER	HR	HB	BB	SO	WP	BK	AVG
2016	Ogden	1-0	2.60	10	0	0	0	2	17.1	12	5	5	1	0	5	15	0	0	.200
	Great Lakes	0-2	5.27	9	0	0	0	2	13.2	17	9	8	0	1	3	10	1	0	.309
2017	Great Lakes	0-1	3.38	3	0	0	0	1	8.0	8	3	3	2	0	0	12	0	0	.242
	Rancho Cucamonga	7-5	3.92	39	0	0	0	5	62.0	61	29	27	5	0	18	73	5	0	.254
2018	Tulsa	6-0	2.44	9	9	0	0	0	44.1	32	14	12	3	1	16	49	4	0	.203
	Rancho Cucamonga	4-2	2.69	17	17	0	0	0	83.2	72	31	25	5	0	26	106	10	0	.227
Minor League-3 years		18-10	3.14	87	26	0	0	10	229.0	202	91	80	16	2	68	265	20	0	.234



GAVIN

Lux

INF | 81

Bats: Left **Throws:** Right **Height:** 6-2 **Weight:** 200

Opening Day Age: 21

Born: November 23, 1997 in Kenosha, WI

Acquired: Drafted in the first round of the 2016 First Year Player Draft



Career Highlights

- 21-year-old shortstop enters his fourth season in the Dodger Organization and has a career slashline of .288/.368/.432 with 54 doubles, 21 triples, 22 home runs and 117 RBIs in 283 minor league games
- After a .324/.399/.514 season in 2018 was named a MILB.com Organization All-Star, Baseball America Minor League All-Star, Baseball American High Class-A All-Star and a Post-Season All-Star for the Rancho Cucamonga Quakes
- Has spent the majority of his career at the shortstop position with 208 appearances (207 starts) but has also made 60 starts at second base
- Signed with the team on June 17, 2016 after being drafted in the first round of the MLB Draft

Last Season

- 2018 · Lux finished his best offensive season of professional baseball with a combined .234/.399/.514 slashline between Class-A Advanced Rancho Cucamonga and Double-A Tulsa
- Had a career-high 57 RBIs, 27 doubles, eight triples and 15 homers in 116 total games
- On April 27, as a member of the Rancho Cucamonga Quakes, drove in a career-best five RBI against the Lancaster JetHawks in a 14-9 win
- Was named a 2018 MILB.COM Organizational All-Star, Baseball America Minor League All-Star and Post-Season All-Star for his time in Rancho Cucamonga.
- In just 28 games with Tulsa hit .324/.408/.495 with four doubles, four home runs and nine RBI

Personal

Gavin Lux's Career Batting Record

Year	Team	AVG	G	AB	R	H	2B	3B	HR	RBI	SH	SF	HP	BB	SO	SB	CS	OBP	SLG	E
2016	Ogden	.387	8	31	7	12	3	0	0	3	0	0	0	3	8	1	0	.441	.484	0
	AZL Dodgers	.281	48	192	34	54	10	5	0	18	0	1	1	25	43	1	0	.365	.385	15
2017	Great Lakes	.244	111	434	68	106	14	8	7	39	3	5	3	56	88	27	10	.331	.362	24
2018	Tulsa	.324	28	105	21	34	4	1	4	9	0	0	1	14	20	2	2	.408	.495	6
	Rancho Cucamonga	.324	88	358	64	116	23	7	11	48	0	2	1	43	68	11	7	.396	.520	25
Minor League-3 years		.288	283	1120	194	322	54	21	22	117	3	8	6	141	227	42	19	.368	.432	70



DUSTIN

May

RHP | 85

Bats: Right Throws: Right Height: 6-6 Weight: 208

Opening Day Age: 21 MI Service:

Born: September 6, 1997 in Justin, TX

Acquired: Drafted in the third round of the 2016 First Year Player Draft



Career Highlights

- 21-year-old right-hander enters his fourth season with the Dodgers' organization and his first season in big league camp
- Has an 18-12 mark with a 3.55 ERA in 58 games (53 starts) in four minor league seasons
- Has 284 strikeouts in 297.0 innings
- Named 2018 California League Post-Season All-Star, as well as 2017 Midwest League Mid-Season All-Star
- Ranked by Baseball Prospectus and MLB.com as the No.69th ranked prospect in all of baseball in 2019... Baseball America ranks him the No.82nd-ranked prospect in all of baseball
- Originally drafted by the Dodgers in the 3rd round of the 2016 First-Year Player Draft

Last Season

- 2018 · May compiled his best season as a professional, going 9-5 with a 3.39 ERA with 122 strikeouts in 132.2 innings across High-A Rancho Cucamonga and Double-A Tulsa
- Began the season with High-A Rancho Cucamonga, going 7-3 with a 3.29 ERA with 94 strikeouts in 98.1 innings
 - Set career-highs in ERA, WHIP (1.108) and batting average against (.241)
 - Named California League Pitcher of the Week on May 27 after going 1-0 without allowing a run in five scoreless frames in the week of May 20th through the 27th
 - Promoted to Double-A Tulsa on July 31 and finished the season with the Drillers
 - Went 2-2 with a 3.67 ERA in six starts with Double-A Tulsa...dominated away from home, going 2-0 with a 1.77 ERA in three starts...limited hitters to a .130 batting average and 0.74 WHIP away from home

Personal

Dustin Jake May...starred at Northwest High School (Justin, TX), going 5-1 with a 1.50 ERA with 79 strikeouts in 56 innings his senior year and committed to play baseball at Texas Tech before signing with the Dodgers...drafted in the 3rd round (101 overall) of the 2016 First-Year Player Draft out of Northwest High School

Dustin May's Career Pitching Record

Year	Team	W-L	ERA	G	GS	CG	SHO	SV	IP	H	R	ER	HR	HB	BB	SO	WP	BK	AVG
2016	AZL Dodgers	0-1	3.86	10	6	0	0	1	30.1	37	16	13	0	3	4	34	3	0	.291
2017	Great Lakes	9-6	3.88	23	23	0	0	0	123.0	121	60	53	8	9	26	113	10	1	.249
	Rancho Cucamonga	0-0	0.82	2	1	0	0	0	11.0	6	3	1	0	0	1	15	0	0	.150
2018	Tulsa	2-2	3.67	6	6	0	0	0	34.1	27	14	14	0	4	12	28	4	0	.209
	Rancho Cucamonga	7-3	3.29	17	17	0	0	0	98.1	91	42	36	9	8	17	94	6	1	.241
Minor League-3 years		18-12	3.55	58	53	0	0	1	297.0	282	135	117	17	24	60	284	23	2	.243



PAULO

Orlando

OF | 16

Bats: Right **Throws:** Right **Height:** 6-2 **Weight:** 215

Opening Day Age: 33 **MI Service:** 2.155

Born: November 1, 1985 In Sao Paulo, Brazil

Acquired: Signed A Minor League Contract On January 3, 2019

Mlb Debut: April 9, 2015



Career Highlights

- 33-year-old veteran outfielder enters his 14th professional season and first with the Los Angeles Dodgers after spending the previous 11 seasons with the Kansas City Royals' organization
- Has appeared in 278 Major League games, recording a .263 batting average with 14 homers and 81 RBI...has 18 stolen bases in 25 career attempts
- Made his Major League debut on April 9, 2015...collected five triples in his first seven Major League games, becoming the first player since at least 1901 to do this according to Elias Sports Bureau... became the first Royal since 2009 to collect two triples in the same game on April 12 at Angel Stadium...finished the season tied for sixth among MLB rookies with six triples
- Blasted the fifth career walk-off Grand Slam in Kansas City history on July 7, 2015 against Tampa Bay's Brad Boxberger in a 9-5 victory
- Had a career season in 2016, setting career-highs in runs scored (52), doubles (24), stolen bases (14) and batting average (.302)
- Participated for Brazil in the World Baseball Classic in 2013, appearing in three games and batting .167 with a stolen base and two runs scored
- Was an MiLB.com Organizational All-Star in 2010 and 2014...honored as a Texas League All-Star in 2010 and a Pacific Coast League All-Star in 2014...awarded post-season all-star honors for his 2010 campaign with Northwest Arkansas
- Named the fastest base runner in the White Sox organization in 2006 and 2007, as well as best defensive outfielder before being traded to the Royals for Horacio Ramirez on August 9, 2008
- Originally signed as a non-drafted free agent by the Chicago White Sox in 2005

Last Season

- 2018
- Split the season between Triple-A Omaha and the Royals, hitting .270 with 12 homers and 41 RBI with the Storm Chasers and hit .167 in 25 games for the Royals
 - Finished the season among the team leaders in runs (5th), hits (7th), doubles (5th), homers (2nd) and RBI (5th)
 - Hit .309 with six homers and 26 RBI in 48 games prior to the All-Star break...slugged .495 with a .835 OPS during that span

Personal

Paulo Roberto Orlando...resides in Sao Paulo, Brazil during the offseason, with wife, Fabricia, and children, Maria Eduarda and Derek ... when he debuted on April 9, 2015, he became the third Brazilian-born player to appear in a Major League game, joining Yan Gomes and Andre Rienzo.

2019 DODGER NON-ROSTER INVITEES

Paulo Orlando's Career Batting Record

Year	Team	AVG	G	AB	R	H	2B	3B	HR	RBI	SH	SF	HP	BB	SO	SB	CS	OBP	SLG	E
2006	Kannapolis	.262	116	470	71	123	23	10	6	31	4	0	11	18	143	29	9	.305	.391	7
2007	Winston-Salem	.253	102	391	49	99	16	4	8	34	10	1	4	19	84	20	7	.294	.376	6
2008	Wilmington	.254	18	71	11	18	5	2	3	9	2	1	0	8	19	1	4	.325	.507	3
	Winston-Salem	.262	112	451	73	118	15	12	9	42	5	2	9	22	97	28	9	.308	.408	5
2009	Wilmington	.261	101	356	46	93	20	3	2	34	12	1	7	15	80	20	5	.303	.351	1
	Northwest Arkansas	.305	121	419	84	128	22	6	13	64	5	3	18	24	62	25	10	.366	.480	13
2010	Omaha	.235	58	187	24	44	10	2	1	27	6	0	1	11	30	6	3	.281	.326	4
	Northwest Arkansas	.305	45	167	30	51	5	10	4	24	2	2	3	13	35	8	4	.362	.527	2
2012	Northwest Arkansas	.279	116	420	54	117	18	2	6	40	3	5	4	30	57	21	6	.329	.374	4
2013	Omaha	.276	92	293	41	81	9	3	5	46	7	3	1	22	56	8	3	.326	.379	1
2014	Omaha	.301	136	501	61	151	21	9	6	63	5	4	5	39	86	34	9	.355	.415	2
2015	KANSAS CITY	.249	86	241	31	60	14	6	7	27	2	1	2	5	53	3	3	.269	.444	4
	Omaha	.276	41	170	20	47	11	0	3	17	1	2	1	8	32	9	0	.309	.394	2
2016	KANSAS CITY	.302	128	457	52	138	24	4	5	43	3	3	7	13	105	14	3	.329	.405	4
2017	KANSAS CITY	.198	39	86	9	17	3	0	2	6	0	0	2	1	20	1	1	.225	.302	0
	Omaha	.293	30	116	14	34	10	0	2	19	0	1	3	9	26	2	2	.357	.431	3
	Northwest Arkansas	.341	12	41	4	14	1	0	0	3	0	0	0	6	7	0	0	.426	.366	0
2018	KANSAS CITY	.167	25	90	6	15	3	0	0	5	0	0	0	3	25	0	0	.194	.200	2
	Omaha	.270	75	289	46	78	17	2	12	41	1	0	4	17	58	2	0	.319	.467	2
Minor League-12 years		.275	1175	4342	628	1196	203	65	80	494	63	25	71	261	872	213	71	.325	.407	55
Major League-4 years		.283	278	874	98	230	44	10	14	81	5	4	11	22	203	18	7	.289	.384	10



CAMERON

Perkins

OF | 43

Bats: Right **Throws:** Right **Height:** 6-5 **Weight:** 225
Opening Day Age: 28 **MI Service:** 0.104
Born: September 27, 1990 In Beaumont, Tx
Acquired: Signed As A Free Agent On January 4, 2019
Mlb Debut: June 20, 2017



Career Highlights

- Enters his first season with the Los Angeles Dodgers organization after spending the 2018 season in the Seattle organization and the previous six seasons with the Philadelphia organization
- Has appeared in 42 Big League games in his career, batting .182 with one homer and eight RBI
- Made his Major League debut on June 20 vs St. Louis, pinch-hitting against Pat Neshek of the St. Louis Cardinals...collected his first Major League hit on June 21 against Michael Wacha
- Clubbed his first Major League homer Sept. 14 against Justin Nicolino of the Miami Marlins
- Has posted a .278 batting average with 50 homers and 322 RBI in 694 career games over seven minor league seasons
- Has received various awards in his minor league career, including mid-season all-star in 2013 (High-A Clearwater), 2015 (Double-A Reading) and 2016 (Triple-A Lehigh Valley)...was named Eastern League Player of the Week on June 8, 2015
- Selected by the Phillies in the sixth round of the 2012 First-Year Player Draft

Last Season

- 2018 · Spent most of the season with Triple-A Tacoma, hitting .257 with 10 homers and 48 RBI in 94 games
- Had three different stints on the 7-day DL...his first stint led to rehab assignment with the Everett Aqua Sox, where he batted .250 with a homer and three RBI
 - Hit 7 of his 10 homers and batted .282 away from Tacoma...posted a .336 batting average with nine homers and 23 RBI against left-handers
 - Led the team in doubles (25) and finished fourth in homers (10) and stolen bases (8)
 - Matched his career-high with 11 homers

Personal

Cameron Edward Perkins...resides in Indianapolis, IN...attended Purdue University, where he played three seasons from 2010-2012...was named unanimous First-Team All-Big Ten selection, First Team ABCA All-Mideast Region, Big Ten All-Tournament Team, Academic All-Big Ten in 2012 after hitting .355 with nine homers and 61 RBI in 58 games for the Boilermakers...attended Southport High School in Indianapolis and was the Team MVP his junior and senior seasons...Originally selected in the 6th round of the First-Year Player Draft by the Philadelphia Phillies out of Purdue University

Cameron Perkin's Career Batting Record																				
Year	Team	AVG	G	AB	R	H	2B	3B	HR	RBI	SH	SF	HP	BB	SO	SB	CS	OBP	SLG	E
2016	Lehigh Valley	.292	117	408	47	119	20	4	8	47	1	1	2	21	59	11	4	.329	.419	7
2017	PHILADELPHIA	.182	42	88	9	16	5	0	1	8	0	2	2	5	23	0	0	.237	.273	0
	Lehigh	.288	76	257	37	74	18	1	7	27	1	1	6	30	47	3	2	.374	.447	4
2018	Everett	.250	4	16	3	4	1	0	1	3	0	0	1	1	4	1	0	.333	.500	0
	Tacoma	.257	94	362	51	93	25	2	10	48	0	4	6	25	68	8	4	.312	.420	7
Minor League-3 years		.278	694	2554	317	710	171	18	50	322	14	17	40	175	410	47	24	.332	.418	32
Major League-3 years		.182	42	88	9	16	5	0	1	8	0	2	2	5	23	0	0	.237	.273	0



JAKE

Peter

INF | 83

Bats: Left **Throws:** Right **Height:** 6-1 **Weight:** 215
Opening Day Age: 25 **MI Service:** 0.000
Born: April 5, 1993 In Mason City, Ia
Acquired: In A Trade With The White Sox On Jan. 4, 2018



Career Highlights

- 25-year-old infielder/outfielder enters his second year with the Dodgers and his second big league camp after spending the previous four seasons with the White Sox organization
- Acquired by the Dodgers in a three-team trade with the White Sox and Royals on Jan. 4, 2018
- In 547 career games, has slashed .275/.342/.388 with 274 runs, 96 doubles, 19 triples, 31 home runs, 219 RBI and 48 stolen bases
- Defensively, has spent majority of his career at second base (377 games), but has also appeared in 44 games at shortstop, 32 games at first base, 34 games at third base, 36 games in left field, 15 games in right field and one game in center field
- Was a 2016 Southern League mid-season All-Star with Double-A Birmingham, while also being recognized as a 2015 Carolina League and 2014 Pioneer League post-season All-Star...selected as MiLB.com's Organizational All-Star in 2016 with the White Sox
- Originally selected by the Chicago White Sox in the seventh round of the 2014 First-Year Player Draft out of Creighton University

Last Season

- 2018 · Spent the entirety of the season with Triple-A Oklahoma City in the Pacific Coast League and hit .243/.312/.362 with 44 runs, 10 doubles, four triples, seven home runs and 34 RBIs in 107 games
- Appeared in 86 games at second base (70 starts) and also played 12 games (11 starts) at third base, seven games (five starts) at first base and three games (three starts) at left field
 - In 626.0 innings at second base, posed a .984 fielding percentage and was part of 46 double plays
 - Fared well when facing right-handed pitchers posting a .260/.328/.392 slashline in 273 at-bats with 33 RBIs

Personal

Jacob Winfield Peter...graduated from Mason City (IA) High School in 2011, where he lettered in baseball, basketball, football and track...attended Creighton University, where he earned MVC Second-Team All-Conference and Big East First-Team All-Conference...selected by the White Sox in the seventh round of the 2014 First-Year Player Draft and was signed by scout J.J. Lally.

Jake Peter's Career Batting Record

Year	Team	AVG	G	AB	R	H	2B	3B	HR	RBI	SH	SF	HP	BB	SO	SB	CS	OBP	SLG	E
2014	Winston-Salem	.236	23	89	8	21	4	1	0	5	0	0	1	4	13	1	0	.277	.303	1
	Great Falls	.388	37	152	26	59	11	6	2	21	0	2	4	13	13	1	1	.444	.579	7
2015	Winston-Salem	.260	130	497	76	129	25	5	3	57	4	6	2	53	89	23	3	.330	.348	14
	Charlotte	.259	62	228	30	59	13	0	2	24	1	1	3	17	44	3	1	.317	.342	8
2016	Birmingham	.304	68	253	27	77	14	0	4	29	0	5	2	31	52	5	1	.378	.407	1
	Charlotte	.292	45	178	28	52	7	2	9	28	0	0	1	15	44	2	2	.351	.506	3
2017	Birmingham	.270	75	285	35	77	12	1	4	21	4	2	5	26	80	9	4	.340	.361	2
	Oklahoma City	.243	107	329	44	80	10	4	7	34	0	2	5	29	95	4	4	.312	.362	6
Minor League-5 years		.275	547	2011	274	554	96	19	31	219	9	18	23	188	430	48	16	.342	.388	42



DJ

Peters

OF | 80

Bats: Right **Throws:** Right **Height:** 6-4 **Weight:** 244
Opening Day Age: 23 **MI Service:** 0.000
Born: Dec. 12, 1995 In Glendora, Ca
Acquired: Drafted In The Fourth Round Of The 2016 Draft



Career Highlights

- 23-year-old outfielder enters his fourth professional season and his second big-league camp after continuing to put up power numbers with Double-A Tulsa in 2018
- The Glendora native has appeared in 330 career games and has slashed .276/.366/.519 with 76 doubles, 11 triples, 69 home runs and 190 RBI over three seasons with the Dodgers organization
- Named a MLB.com Organizational All-Star in back-to-back seasons (2017-18)
- Rated by Baseball America as the best power hitter in the Dodgers' minor league system in 2018
- Earned numerous accolades during the 2017 season including being named the California League's Most Valuable Player and Rookie of the Year after ranking among the league leaders in runs (91, 6th), hits (139, 11th), extra-base hits (61, 1st), total bases (259, 3rd), doubles (29, T-8th), home runs (27, 3rd), RBI (82, T-5th), walks (64, 2nd), OBP (.372, 8th), SLG (.514, 1st), OPS (.886, 1st) and hit by pitches (15, 2nd)...also selected as Baseball America's High Class A All-Star, along with being named Cal League's mid- and post-season All-Star...honored as Player of the Week three times in 2017; April 30, June 18 and July 9
- Earned Baseball America's 2016 Rookie All-Star selection with the Ogden Raptors, while also being named the Top Star in the Pioneer League...selected as a Pioneer League mid- and post-season All-Star, while also being named Player of the Week twice; July 24 and Sept. 4
- Originally selected by the Dodgers in the fourth round of the 2016 First-Year Player Draft out of Western Nevada College

Last Season

- 2018
- Spent the entire season with Double-A Tulsa, where he put up a .236/.320/.473 slashline with 23 doubles, three triples, 29 home runs, and 60 RBI in 132 games
 - Posted a .984 fielding percentage in 127 games, playing mostly at center field (96 games), while also spending time in right field (29 games) and left field (four games)
 - Earned the Double-A MiLB Joe Bauman Home Run Award after leading the Texas League in homers...was named MLB.com Organizational All-Star for second consecutive year
 - Led the Texas League in total bases (232) and ranked among league leaders in games played (4th, 132), hits (16th, 116), doubles (18th, 23), RBI (12th, 60), walks (12th, 45) and hit by pitch (3rd, 18)

Personal

Donald Scott Peters...resides in Glendora, CA...attended Western Nevada CC, where he was named 2016 Scenic West Athletic Conference Baseball Player of the Year after hitting .401 with 14 homers and 57 RBI as a sophomore... his 14 home runs set a single-season WNC record and led the SWAC...drafted by the Cubs in the 36th round of the 2014 First-Year Player Draft but did not sign...drafted by the Rangers in the 36th round of the 2015 First-Year Player Draft but did not sign...selected by the Dodgers in the fourth round of the 2016 First-Year Player Draft and signed by scout Tom Kunis.

Dj Peters' Career Batting Record

Year	Team	AVG	G	AB	R	H	2B	3B	HR	RBI	SH	SF	HP	BB	SO	SB	CS	OBP	SLG	E
2016	Ogden	.351	66	262	63	92	24	3	13	48	0	0	5	35	66	5	3	.437	.615	6
2017	Rancho Cucamonga	.276	132	504	91	139	29	5	27	82	0	3	15	64	189	3	3	.372	.514	6
2018	Tulsa	.236	132	491	79	116	23	3	29	60	0	5	18	45	192	1	2	.320	.473	5
Minor League-3 years		.276	330	1257	233	347	76	11	69	190	0	8	38	144	447	9	8	.366	.519	17



SHANE

Peterson

OF | 27

Bats: Left **Throws:** Left **Height:** 6-1 **Weight:** 195
Opening Day Age: 31 **MI Service:** 0.000
Born: February 11, 1988
Acquired: Signed as a free agent on Dec. 31, 2018



Career Highlights

- 31-year-old outfielder enters his 12th professional season and first with the Dodgers after spending last season with the Padres' organization
- In 125 career games, he has hit .254 with 12 doubles, three triples, four home runs and 28 RBI over three big league seasons with Oakland (2013), Milwaukee (2015) and Tampa Bay (2017)
- Made his Major League debut on April 26, 2013 as a member of the Athletics... recorded his first major league hit the following day with a single to center field off of Houston' reliever Xavier Cedeno... connected his first career home run on Sept. 5, 2015 against Cincinnati, a solo-shot to right field off of Pedro Villareal
- In 1,191 career minor league games, he has slashed .284/.364/.431 with 255 doubles, 40 triples 94 home runs and 619 RBI
- Honored as a PCL Mid-Season All-Star for Sacramento in addition to a PCL Post-Season All-Star and an MiLB.com Organizational All-Star in 2014... in 2012, was named a Texas League Mid-Season All-Star for Midland...was selected as an FSL Mid-Season All-Star while with Palm Beach in 2009...chosen as a New York-Penn League Mid-Season All-Star for Batavia in 2008
- Originally selected by the St. Louis Cardinals in the second round of the 2008 First-Year Player Draft out of Cal State University, Long Beach

Last Season

- 2018 · Spent the entirety of the season with Triple-A El Paso in the Pacific Coast League and hit .286/.343/.451 with, 31 doubles, three triples, 11 home runs and 74 RBI in 126 games
- With runners in scoring position, he hit .328 with five home runs and 60 RBI
 - Excelled against left-handed pitchers, hitting .297 compared to a .283 mark against right-handed pitchers

Personal

Shane Aaron Peterson...attended Long Beach State University (Calif.), where he was a two-time All-Big West performer... his 22-game hitting streak was the fifth-longest in school history (2007)...graduated from Chaparral High School, earning three varsity letters in soccer and four in baseball as well as second team All-CIF selection in 2005... was a member of the U.S. Youth National Team.

Shane Peterson's Career Batting Record

Year	Team	AVG	G	AB	R	H	2B	3B	HR	RBI	SH	SF	HP	BB	SO	SB	CS	OBP	SLG	E
2008	Batavia	.291	65	230	35	67	20	2	1	39	0	2	4	39	65	3	2	.400	.409	1
2009	Midland	.273	39	154	16	42	10	0	3	17	1	2	2	13	32	4	0	.333	.396	5
	Palm Beach	.298	76	285	32	85	11	4	6	39	0	2	11	21	52	10	1	.367	.428	3
	Springfield	.284	18	74	10	21	4	1	1	7	0	0	1	5	10	2	0	.338	.405	3
2010	Midland	.265	128	460	61	122	24	4	5	59	0	8	11	57	108	11	2	.354	.367	3
2011	Sacramento	.293	46	167	31	49	7	3	6	32	0	1	0	23	37	2	1	.377	.479	3
	Midland	.260	59	227	33	59	16	1	3	27	0	1	5	30	38	11	1	.357	.379	0
2012	Sacramento	.389	38	131	36	51	7	1	7	23	2	0	1	23	31	4	3	.484	.618	0
	Midland	.274	48	157	27	43	11	3	2	23	1	0	3	44	47	9	3	.441	.420	3
2013	OAKLAND	.143	2	7	1	1	0	0	0	1	0	0	0	1	3	0	0	.250	.143	0
	Sacramento	.251	126	463	70	116	25	1	12	79	3	6	4	77	127	17	2	.358	.387	4
2014	Sacramento	.308	137	543	101	167	40	5	11	90	8	6	2	66	139	11	2	.381	.460	7
2015	MILWAUKEE	.259	93	201	22	52	7	3	2	16	3	1	0	20	55	0	1	.324	.353	4
	Colorado Springs	.320	47	172	26	55	10	2	7	27	1	0	2	17	41	0	1	.387	.523	1
2016	Colorado Springs	.347	15	49	11	17	6	1	3	7	1	0	1	6	16	4	0	.429	.694	0
2017	TAMPA BAY	.253	30	79	9	20	5	0	2	11	0	1	2	5	21	2	0	.310	.392	0
	Durham	.286	76	280	39	80	19	3	12	40	2	4	2	11	63	10	0	.313	.504	1
2018	El Paso	.286	126	426	61	122	31	3	11	74	2	1	2	35	113	1	0	.343	.451	4
	Minor League-10 years	.287	1044	3818	589	1096	241	34	90	583	21	33	51	467	919	99	18	.369	.439	38
	Major League-3 years	.254	125	287	32	73	12	3	4	28	3	2	2	26	79	2	1	.319	.359	4



KEVIN

Quackenbush

RHP | 59

Bats: Right **Throws:** Right **Height:** 6-4 **Weight:** 235

Opening Day Age: 30 **MI Service:**

Born: November 28, 1988 In Land O'lakes, FL

Acquired: Signed As A Free Agent On November 11, 2018



Career Highlights

- Named a mid-season Texas League All-Star in 2013 with the Double-A San Antonio Missions in the San Diego Padres' organization
- MiLB.com's Relief Pitcher of the Year, a California League All-Star and MiLB.com Organizational All-Star in 2012
- In 2012 was an Arizona Fall League Rising Star and member of that prestigious league's All-Prospect team
- Made major league debut on April 25, 2014 for the San Diego Padres, pitching 1.2 innings and recording his first career major league strikeout
- Earned his first major league win on May 27, 2014 after pitching a scoreless 1.1 innings against the Arizona Diamondbacks
- His first Major League save was recorded August 20, 2014 against the Dodgers in a 4-1 victory for San Diego

Last Season

- 2018 · Assigned to the Louisville Bats after signing a contract with the Cincinnati Reds
- Made the opening day roster for Cincinnati and made 10 appearances in the major leagues for the Reds
- In 47 games with Louisville, went 1-2 with a 2.68 ERA (14 ER/47.0 IP) and 56 strikeouts against just 11 walks and recorded 25 saves

Personal

Kevin Quackenbush's Career Pitching Record

Year	Team	W-L	ERA	G	GS	CG	SHO	SV	IP	H	R	ER	HR	HB	BB	SO	WP	BK	AVG
2011	Eugene	1-0	0.44	17	0	0	0	9	20.2	13	1	1	0	0	6	33	1	0	.188
	Fort Wayne	1-1	0.84	18	0	0	0	9	21.1	12	2	2	0	0	6	38	0	0	.158
2012	Lake Elsinore	3-2	0.94	52	0	0	0	27	57.2	42	9	6	1	0	22	70	3	0	.205
	San Antonio	2-0	0.29	29	0	0	0	13	31.0	16	4	1	1	3	10	46	0	1	.151
2013	Tucson	8-2	2.91	28	0	0	0	4	34.0	33	14	11	0	2	19	38	0	0	.256
	SAN DIEGO	3-3	2.48	56	0	0	0	6	54.1	42	15	15	2	2	18	56	1	1	.212
2014	El Paso	0-0	1.26	13	0	0	0	6	14.1	9	2	2	0	0	4	12	0	0	.180
	SAN DIEGO	3-2	4.01	57	0	0	0	0	58.1	52	28	26	6	1	20	58	0	1	.240
2015	El Paso	1-0	0.77	9	0	0	0	2	11.2	6	1	1	0	0	2	14	0	0	.171
	SAN DIEGO	7-7	3.92	60	0	0	0	2	59.2	55	27	26	8	0	22	42	2	0	.242
2016	El Paso	1-0	2.08	9	0	0	0	2	13.0	12	3	3	0	0	2	16	1	0	.240
	SAN DIEGO	0-2	7.86	20	0	0	0	0	26.1	32	23	23	5	1	16	23	3	0	.299
2017	El Paso	4-1	3.90	22	0	0	0	4	27.2	28	15	12	4	1	9	24	1	0	.277
	CINCINNATI	0-1	11.00	10	0	0	0	0	9.0	13	11	11	3	0	6	7	0	0	.333
2018	Louisville	1-2	2.68	47	0	0	0	25	47.0	39	15	14	2	2	11	56	4	0	.225
	Major League-5 years	13-15	4.38	203	0	0	0	8	207.2	194	104	101	24	4	82	186	6	2	.246
Minor League-8 years		22-8	1.71	244	0	0	0	101	278.1	210	66	53	8	8	91	347	10	1	.211



WILL

Smith

C | 67

Bats: Right **Throws:** Right **Height:** 6-0 **Weight:** 200

Opening Day Age: 24 **MI Service:** 0.000

Born: March 28,1995 In Louisville, Ky

Acquired: Selected In The First Round (32Nd Overall) Of The 2016 First-Year Player Draft



Career Highlights

- 24-year old catcher/infielder enters his second big league camp in his fourth professional season with the Dodgers after being drafted by the club in the first round (32nd overall) of the 2016 First-Year Player Draft out of Louisville
- Enters the 2018 season ranked the fifth overall best prospect in the Dodger organization by MLB.com
- In 226 career minor league games, he has hit .236 with 124 runs, 38 doubles, three triples, 35 home runs, 126 RBI and 15 stolen bases along with a .342 on-base percentage
- Has spent the majority of his career at catcher (161 games), but has also appeared at third base (57 games) and second base (11 games)...has posted a .992 fielding percentage at catcher
- Selected as a California League mid-season All-Star for the 2017 season, while also being named Player of the Week for the period ending April 23 for the Quakes...also named to the AFL All-Prospect Team in 2017

Last Season

- 2018 · Started his season with the Double-A Tulsa Drillers appearing in 73 total games and hitting .264 with 48 runs, 14 doubles, 19 homers and 53 RBI
- Assigned to Triple-A Oklahoma City on August 1 where he appeared in 25 games for the OKC Dodgers
- Finished his minor league season with career-highs in home runs (20), RBI (59), doubles (18) and runs (57)
- Between Oklahoma City and Tulsa, played in 49 games at catcher and a career-high 43 games at third base
- Totaled 402.1 innings behind the plate during the season with a fielding percentage of .995 while catching

Personal

William Dills Smith...attended the University of Louisville for three years and posted a career .289/.389/.410 slashline with 20 doubles, seven home runs and 43 RBI, along with a .991 fielding percentage...earned third-team All-ACC and NCAA Louisville Regional All-Tournament Team in 2016 as a junior for the Cardinals...attended Kentucky Country Day School and was named 2013 Region Player of the Year, while also being selected to All-State in his final two seasons in high school...signed by Dodger scout Mary Lamb.

Will Smith's Career Batting Record

Year	Team	AVG	G	AB	R	H	2B	3B	HR	RBI	SH	SF	HP	BB	SO	SB	CS	OBP	SLG	E
2016	Rancho Cucamonga	.216	25	97	13	21	4	0	2	12	0	1	3	14	31	1	0	.330	.320	0
	Great Lakes	.256	23	82	12	21	1	0	1	7	0	0	4	11	18	2	1	.371	.305	5
	Ogden	.321	7	28	4	9	0	0	1	5	0	1	0	4	1	0	0	.394	.429	1
2017	Tulsa	.000	1	1	0	0	0	0	0	0	0	0	2	0	1	1	0	.667	.000	0
	Rancho Cucamonga	.232	72	250	38	58	15	3	11	43	1	4	13	37	71	6	2	.355	.448	8
2018	Oklahoma City	.138	25	87	9	12	4	0	1	6	1	2	1	7	37	1	0	.206	.218	1
	Tulsa	.264	73	265	48	70	14	0	19	53	0	2	4	36	75	4	0	.358	.532	11
Minor League-3 years		.236	226	810	124	191	38	3	35	126	2	10	27	109	234	15	3	.342	.420	26



JOSH

Smoker

LHP | 57

Bats: Left **Throws:** Left **Height:** **Weight:**

Opening Day Age: 30 **MI Service:** 1.031

Born: November 26, 1988 In Calhoun, Ga

Acquired: Signed A Minor League Contract On October 10, 2018

Mlb Debut: August 19, 2016



Career Highlights

- After being drafted by the Washington Nationals in the first round of the 2007 MLB Draft, underwent multiple shoulder surgeries and was released from the Nationals in 2013 before making his Major League debut for the New York Mets in 2016
- Has pitched 81 career games in the Major Leagues with a 5.35 ERA (47 ER/79.0 IP) with 97 strikeouts against 43 walks
- Had a career high 56.1 IP in 2017 with the New York Mets with 68 strikeouts against 32 walks

Last Season

- 2018 • Traded to the Pittsburgh Pirates on January 31 and made seven appearances and pitched 5.1 innings in the Major Leagues
- Played in 32 games for the Triple-A Indianapolis Indians in the Pirates' organization where he earned a 2.83 ERA (11ER/35.0 IP) with a 3-1 record and 39 strikeouts against 12 walks
- Claimed off waivers by the Detroit Tigers and optioned to the Triple-A Toledo Mud Hens on July 28
- Appeared in 10 games for the Mud Hens with an 0-1 record and 11 strikeouts against four walks
- Made one appearance in the Major Leagues for the Tigers on August 26 pitching 1.2 innings of shutout baseball in a 7-2 loss for the Tigers against the White Sox

Personal

Josh Smoker's Career Pitching Record

Year	Team	W-L	ERA	G	GS	CG	SHO	SV	IP	H	R	ER	HR	HB	BB	SO	WP	BK	AVG
2007	Vermont	0-0	4.50	2	2	0	0	0	4.0	2	2	2	0	1	3	5	0	0	.167
2008	Hagerstown	0-4	11.50	5	5	0	0	0	18.0	31	27	23	5	1	9	21	1	0	.360
	GCL Nationals	2-1	1.37	6	6	0	0	0	26.1	20	11	4	0	1	13	16	3	0	.213
2009	GCL Nationals	4-2	3.38	10	9	0	0	0	42.2	46	17	16	2	2	10	31	3	1	.275
2010	Hagerstown	3-10	6.50	30	19	0	0	3	91.1	106	73	66	15	4	56	92	8	1	.300
2011	Potomac	5-2	2.31	46	0	0	0	2	50.2	32	16	13	4	3	37	56	6	0	.181
2012	Potomac	0-0	10.80	2	0	0	0	0	1.2	2	2	0	0	2	1	2	1	0	.286
	Hagerstown	0-1	15.00	2	0	0	0	1	3.0	3	5	5	1	0	4	1	1	0	.300
	GCL Nationals	1-0	1.80	2	0	0	0	0	5.0	3	1	1	0	1	1	3	0	0	.188
2015	Binghamton	1-0	3.00	21	0	0	0	0	21.0	16	8	7	0	0	11	26	1	1	.213
	St. Lucie	1-0	1.69	14	0	0	0	6	21.1	12	5	4	1	0	6	26	1	0	.156
	Savannah	1-0	8.10	6	0	0	0	0	6.2	11	6	6	0	0	2	8	1	0	.355
2016	NEW YORK (NL)	3-0	4.70	20	0	0	0	0	15.1	16	10	8	4	1	4	25	0	0	.267
	Las Vegas	3-2	4.11	52	0	0	0	3	57.0	66	32	26	5	0	18	81	7	0	.287
2017	NEW YORK (NL)	1-2	5.11	54	0	0	0	0	56.1	64	34	32	10	3	32	68	2	0	.282
	Las Vegas	0-0	1.04	2	2	0	0	0	8.2	4	2	1	0	0	2	8	0	0	.138
	Binghamton	0-0	0.00	1	0	0	0	0	1.0	2	0	0	0	0	0	2	0	0	.400
	St. Lucie	0-1	4.15	4	1	0	0	0	4.1	6	2	2	0	0	0	3	0	0	.316
2018	DETROIT	0-0	0.00	1	0	0	0	0	1.2	0	0	0	0	0	2	2	0	0	.000
	PITTSBURGH	0-0	11.12	7	0	0	0	0	5.2	11	7	7	2	0	5	2	2	0	.423
	Indianapolis	3-1	2.83	32	0	0	0	0	35.0	32	13	11	4	2	12	39	3	0	.234
	Toledo	0-1	5.23	10	0	0	0	0	10.1	13	6	6	0	0	4	11	1	0	.302
Major League-3 years		4-2	5.35	82	0	0	0	0	79.0	91	51	47	16	4	43	97	4	0	.286
Minor League-10 years		24-25	4.30	247	44	0	0	15	408.0	407	228	195	37	17	189	431	37	3	.260



JESEN

Therrien

RHP | 65

Bats: Right **Throws:** Right **Height:** 6-1 **Weight:** 230
Opening Day Age: 26 **MI Service:** 0.066
Born: March 18, 1993 In Montreal, Qc, Canada
Acquired: Signed A Minor League Contract On November 24, 2017
MLB Debut: July 29, 2017



Career Highlights

- Right-hander enters his third season and his first big league camp with the Dodgers' organization after missing the 2018 season with UCL surgery
- Made his Major League debut on July 29, 2017 against Atlanta, tossing 1.0 scoreless innings with one hit and one strikeout...has made 15 MLB appearances, yielding a 8.35 ERA (17 ER/18.1 IP) with 10 strikeouts against seven walks
- In six MiLB seasons, he has an 18-13 mark with a 3.25 ERA (149 ER/326.2 IP) in 75 games...has 309 strikeouts to 118 walks in 326.2 innings of work
- Has limited hitters to a .231 batting average during his career, while posting a 1.22 WHIP
- Was a member of the Canadian national team at the 2017 World Baseball Classic
- Named a MiLB.com Organizational All-Star in the Phillies organization in 2017
- Selected by the Phillies in the 17th round of the 2011 First-Year Player Draft

Last Season

- 2018 · Recovered from Tommy John surgery that was performed on Sept. 21, 2017
- Elected free agency on November 6, 2017 and signed by the Dodgers on November 24, 2017

Personal

Jesen Therrien...originally selected in the 17th round of the 2011 First-Year Player out of College Ahuntsic, Quebec, Canada signed by scout Alex Agostino

Jesen Therrien's Career Pitching Record

Year	Team	W-L	ERA	G	GS	CG	SHO	SV	IP	H	R	ER	HR	HB	BB	SO	WP	BK	AVG
2012	GCL Phillies	0-5	3.46	12	6	0	0	1	41.2	34	21	16	2	2	20	34	7	1	.225
2013	GCL Phillies	2-3	5.45	11	6	0	0	0	38.0	42	32	23	4	7	15	26	1	0	.276
2014	Williamsport	1-1	3.00	8	0	0	0	1	15.0	9	5	5	1	0	5	16	1	0	.167
	Lakewood	3-0	6.27	27	1	0	0	2	56.0	63	42	39	3	5	25	38	5	0	.280
2015	Clearwater	5-0	1.77	30	0	0	0	3	45.2	37	11	9	1	3	15	40	8	0	.222
	Lakewood	0-0	0.52	9	0	0	0	2	17.1	13	3	1	0	1	2	14	2	1	.210
2016	Reading	1-1	3.71	11	0	0	0	0	17.0	20	7	7	2	0	5	22	1	0	.299
	Clearwater	2-2	2.21	27	0	0	0	4	36.2	24	16	9	3	1	22	52	3	0	.180
	GCL Phillies	0-0	0.00	1	0	0	0	0	2.0	1	0	0	0	0	0	2	0	0	.143
2017	PHILADELPHIA	0-0	8.35	15	0	0	0	0	18.1	24	17	17	5	1	7	10	0	0	.308
	Lehigh Valley	0-0	1.57	18	0	0	0	2	28.2	25	7	5	2	0	6	26	1	0	.227
	Reading	2-1	1.26	21	0	0	0	7	28.2	14	5	4	1	0	3	39	0	0	.149
	Major League-1 year	0-0	8.35	15	0	0	0	0	18.1	24	17	17	5	1	7	10	0	0	.308
	Minor League-6 years	16-13	3.25	175	13	0	0	22	326.2	282	149	118	19	19	118	309	29	2	.231



JOSH

Thole

C | 28

Bats: Left **Throws:** Right **Height:** 6-1 **Weight:** 230

Opening Day Age: 32 **MI Service:** 5.165

Born: October 28, 1986 In Breesee, IL

Acquired: Signed Minor League Contract With The Dodgers On January 16, 2019

MLB Debut: Sept. 3, 2009



Career Highlights

- 32-year-old veteran enters his 12th professional season and first with the Dodgers after spending time in the Major League with the New York Mets and Toronto Blue Jays and time in the minor leagues in the Arizona Diamondbacks and Detroit Tigers organizations
- Made his Major League debut on September 3, 2009 for the New York Mets against the Colorado Rockies, going 2-for-5 in an 8-3 Mets victory
- Named a mid-season All-Star in back-to-back seasons in 2008-2009 for his time with Class-A Advanced St. Lucie Mets and Double-A Binghamton Mets
- Drafted by the New York Mets in the 13th round of the 2005 MLB draft. Signed with the team on June 10, 2005

Last Season

- 2018 · Spent spring training in the Major League camp of the Arizona Diamondbacks and appeared in 11 exhibition games at catcher...released from Arizona on March 18
- Signed a minor league contract with the Detroit Tigers on June 22 and was assigned to the Double-A Erie SeaWolves of the Eastern League
- Played in 21 games for Erie hitting .238/.320/.302 with 11 runs, a double, a home run and 10 RBI
- Caught 165.0 innings behind the plate for Erie with just one passed ball and a fielding percentage of .994

Personal

Josh Thole's Career Batting Record

Year	Team	AVG	G	AB	R	H	2B	3B	HR	RBI	SH	SF	HP	BB	SO	SB	CS	OBP	SLG	E
2005	GCL Mets	.269	35	104	14	28	2	1	1	12	2	0	4	20	11	1	1	.406	.337	2
2006	Kingsport	.235	36	98	13	23	4	0	1	12	0	2	3	7	25	1	1	.300	.306	4
2007	Savannah	.267	117	389	46	104	17	0	0	36	4	0	4	61	57	4	4	.372	.311	9
2008	St. Lucie	.300	111	347	49	104	25	2	5	56	1	5	4	45	38	2	1	.382	.427	4
2009	NEW YORK (NL)	.321	17	53	2	17	2	1	0	9	0	2	0	4	5	1	0	.356	.396	1
	Binghamton	.328	103	384	48	126	29	2	1	46	1	9	6	42	34	8	4	.395	.422	5
2010	NEW YORK (NL)	.277	73	202	17	56	7	1	3	17	0	0	1	24	25	1	0	.357	.366	3
	Buffalo	.267	48	165	20	44	19	1	2	17	1	2	1	22	25	0	0	.353	.430	4
2011	NEW YORK (NL)	.268	114	340	22	91	17	0	3	40	1	3	4	38	47	0	0	.345	.344	2
2012	NEW YORK (NL)	.234	104	321	24	75	15	0	1	21	4	1	1	27	50	0	0	.294	.290	6
	Buffalo	.200	2	5	0	1	0	0	0	0	0	0	0	0	0	0	0	.200	.200	0
2013	TORONTO	.175	45	120	11	21	3	1	1	8	2	0	1	12	25	0	0	.256	.242	3
	Buffalo	.322	41	149	18	48	5	1	7	31	0	2	2	14	25	0	1	.383	.510	2
2014	TORONTO	.248	57	133	11	33	4	0	0	7	3	0	0	14	25	0	3	.320	.278	1
2015	TORONTO	.204	18	49	5	10	2	0	0	2	0	0	0	3	9	0	0	.250	.245	1
	Buffalo	.228	45	149	12	34	5	0	0	17	1	0	0	20	20	0	0	.320	.262	1
2016	TORONTO	.169	50	118	7	20	3	0	1	7	2	2	1	13	28	0	0	.254	.220	1
2018	Erie	.238	21	63	11	15	1	0	1	10	1	3	1	8	14	1	0	.320	.302	1
Minor League-10 years		.284	559	1853	231	527	107	7	18	237	11	23	25	239	249	17	12	.370	.379	32
Major League-8 years		.242	478	1336	99	323	53	3	9	111	12	8	8	135	214	2	5	.313	.306	18



MITCHELL

White

RHP | 87

Bats: Right Throws: Right Height: 6+5 Weight: 230

Opening Day Age: 24 MI Service: 0.000

Born: December 28, 1994 In San Jose, Ca

Acquired: Selected In The Second Round Of The 2016 First-Year Player Draft



Career Highlights

- Right-hander enters his fourth season and his first big league camp with the Los Angeles Dodgers' organization after going 6-7 with a 4.53 ERA in 22 starts for Double-A Tulsa
- Has compiled a 10-9 record with a 3.45 ERA (77 ER/201.0 IP) across four MiLB seasons...has 206 strikeouts in 201 innings, while limiting opponents to a .220 batting average
- Named California League Pitcher of the Week on April 16, 2017...went 2-1 with a 3.72 ERA in nine starts for Rancho Cucamonga in 2017, striking out 49 batters in 38.2 innings
- Prior to the 2018 season, was ranked by Baseball America as the No. 69th prospect in all of baseball...was ranked by Baseball Prospectus as the No. 86th prospect
- Set career-highs in wins (six), innings pitched (105.1), starts (22) and strikeouts (88) in 2018
- Began his professional career with 22.0 scoreless innings in 2016, striking out 30 batters and posting a .059 WHIP in 11 games between the GCL (RK), Great Lakes (A) and Rancho Cucamonga (A+)
- Originally selected in the second round of the 2016 First-Year Player Draft out of Santa Clara

Last Season

- 2018 · Spent the entire season with Double-A Tulsa and led the team with six wins, 22 starts, 105.1 innings pitched and 88 strikeouts
 - Was 5-4 with a 3.86 ERA (29 ER/67.2 IP) in 12 starts post all-star break...fanned 52 batters against 12 walks
 - Had a 1.09 ERA (7 ER/58 IP) with 53 strikeouts and in 58.0 innings with the bases empty
 - Finished the season tied for fifth in games started and tied for 10th in wins in the Texas League

Personal

Mitchell White...attended Santa Clara University, where he earned All-West Coast Conference Freshman team honors and posted a 3.72 ERA with 118 strikeouts against 27 walks in 92 innings his sophomore season...attended Bellarmine College Prep in San Jose and posted a 1.09 ERA his junior season before missing his senior season with Tommy John surgery...originally selected by the Dodgers in the second round (65th overall) in the 2016 First Year Player Draft signed by Tom Kunis.

Mitchell White's Career Pitching Record

Year	Team	W-L	ERA	G	GS	CG	SHO	SV	IP	H	R	ER	HR	HB	BB	SO	WP	BK	AVG
2016	Great Lakes	0-0	0.00	8	4	0	0	0	16.0	3	1	0	0	0	6	20	0	0	.058
	Rancho Cucamonga	1-0	0.00	1	0	0	0	0	2.0	1	0	0	0	0	0	2	0	0	.167
	AZL Dodgers	0-0	0.00	2	2	0	0	0	4.0	3	0	0	0	0	0	8	0	0	.200
2017	Tulsa	1-1	2.57	7	7	0	0	0	28.0	17	8	8	2	2	13	31	4	0	.168
	Rancho Cucamonga	2-1	3.72	9	9	0	0	0	38.2	26	23	16	0	3	16	49	3	0	.187
	AZL Dodgers	0-0	0.00	3	3	0	0	0	7.0	2	1	0	0	0	2	8	0	0	.091
2018	Tulsa	6-7	4.53	22	22	0	0	0	105.1	114	63	53	12	4	34	88	7	1	.273
Minor League-3 years		10-9	3.45	52	47	0	0	0	201.0	166	96	77	14	9	71	206	14	1	.220



STADIUM LIGHTS

STADIUM LIGHTS

76

Scoreboard display showing game information and graphics.

Dodgers
ESTABLISHED 1882

DODGER STADIUM

76, SANTITAS, and other outfield advertisements.

OPPONENTS



Dodger manager Dave Roberts and Astros manager A.J. Hinch greet each other prior to Game 3 of the 2017 World Series.

Arizona Diamondbacks

Chase Field (1998) | 401 E. Jefferson St. | Phoenix, AZ 85004 | (602) 462-6000

Executive Vice President & General Manager Mike Hazen
 Manager.....Torey Lovullo (3rd season w/ ARI, 175-149)



Year-By-Year Series Results (1998-2018)

Year	Home	Road	Totals	Year	Home	Road	Totals	Year	Home	Road	Totals
1998	4-2	4-2	8-4	2006	7-2	3-6	10-8	2014	7-2	8-2	15-4
1999	4-2	2-5	6-7	2007	4-5	6-3	10-8	2015	8-2	5-4	13-6
2000	5-2	1-5	6-7	2008	6-3	4-5	10-8	2016	7-2	5-3	12-7
2001	4-5	5-5	9-10	2009	6-3	5-4	11-7	2017	5-5	3-6	8-11
2002	5-5	5-4	10-9	2010	7-2	6-3	13-5	2018	5-4	3-7	8-11
2003	4-5	5-5	9-10	2011	3-6	5-4	8-10				
2004	8-1	8-2	16-3	2012	3-6	3-6	6-12				
2005	1-8	4-5	5-13	2013	3-6	6-4	9-10				

All-Time Series

All-Time Series Record
 202-170
 At Chase Field
 96-92
 At Dodger Stadium
 106-78

Postseason

2017 NLDS W, 3-0

2019 Schedule

Dates	Site
3/28-31	LA
6/3-5	ARI
6/24-26	ARI
7/2-3	LA
8/9-11	LA
8/29-9/1	ARI

Series Facts

Last Dodger 3-Game Sweep, at LA Aug. 31-Sept. 2, 2018
 Last Dodger 4-Game Sweep, at LA Never Accomplished
 Last Dodger 3-Game Sweep, at ARI April 11-13, 2014
 Last Dodger 4-Game Sweep, at ARI July 15-18, 2004
 Last Arizona 3-Game Sweep, at LA Sept. 4-6, 2017
 Last Arizona 4-Game Sweep, at LA Never Accomplished
 Last Arizona 3-Game Sweep, at ARI April 2-4, 2018
 Last Arizona 4-Game Sweep, at ARI Never Accomplished
 Most Runs Scored vs. ARI 19, Sept. 2, 2002 at ARI
 Most Runs Allowed vs. ARI 18, May 17, 2014 at ARI
 Largest Margin of Victory 18, Sept. 2, 2002 at ARI (19-1)
 Largest Margin of Defeat 11, 2x, last: May 17, 2014 at ARI (7-18)
 Longest Winning Streak 8 games, July 5-Aug. 31, 2004
 Longest Losing Streak 8 games, July 2-Aug. 29, 2005
 Last Doubleheader None

Atlanta Braves

SunTrust Park (2017) | 755 Battery Avenue | Atlanta, GA 30339 | (404) 522-7630

Executive Vice President & General Manager Alex Anthopoulos
 Manager.....Brian Snitker (4th season w/ ATL, 221-227)



Year-By-Year Series Results (1958-2018)

Year	Home	Road	Totals	Year	Home	Road	Totals	Year	Home	Road	Totals
1958	8-3	6-5	14-8	1979	3-6	3-6	6-12	2000	1-2	1-5	2-7
1959	6-6	8-4	14-10	1980	3-6	4-5	7-11	2001	2-1	3-1	5-2
1960	5-6	7-4	12-10	1981	5-4	2-3	7-7	2002	2-1	2-1	4-2
1961	7-4	5-6	12-10	1982	5-4	6-3	11-7	2003	1-2	1-2	2-4
1962	6-3	4-5	10-8	1983	6-3	5-4	11-7	2004	2-2	1-2	3-4
1963	4-5	4-5	8-10	1984	5-4	7-2	12-6	2005	1-2	2-1	3-3
1964	3-6	5-4	8-10	1985	7-2	6-3	13-5	2006	1-2	2-1	3-3
1965	5-4	5-4	10-8	1986	5-4	3-6	8-10	2007	2-2	1-2	3-4
1966	7-2	4-5	11-7	1987	6-3	6-3	12-6	2008	2-1	0-3	2-4
1967	8-1	2-7	10-8	1988	7-2	7-2	14-4	2009	1-3	2-1	3-4
1968	6-3	3-6	9-9	1989	5-4	5-2	10-6	2010	2-2	1-3	3-5
1969	6-3	3-6	9-9	1990	7-2	5-4	12-6	2011	3-1	2-1	5-2
1970	5-4	7-2	12-6	1991	5-4	6-3	11-7	2012	1-2	2-1	3-3
1971	5-4	4-5	9-9	1992	5-4	1-8	6-12	2013	2-2	0-3	2-5
1972	2-4	6-3	8-7	1993	3-3	2-5	5-8	2014	3-0	3-1	6-1
1973	9-0	6-2	15-2	1994	0-3	0-3	0-6	2015	2-1	1-2	3-3
1974	5-4	5-4	10-8	1995	3-2	1-3	4-5	2016	3-0	2-1	5-1
1975	7-2	3-6	10-8	1996	3-3	4-2	7-5	2017	2-2	2-1	4-3
1976	6-3	4-5	10-8	1997	2-3	3-3	5-6	2018	2-1	3-1	5-2
1977	6-3	7-2	13-5	1998	1-2	0-6	1-8				
1978	6-3	7-2	13-5	1999	2-4	2-1	4-5				

All-Time Series

All-Time Series Record
 1,190-1,031-22
 At SunTrust Park
 5-2
 At Dodger Stadium
 219-155

Postseason

1996 NLDS L, 0-3
 2013 NLDS W, 3-1
 2018 NLDS W, 3-1

2019 Schedule

Dates	Site
5/6-8	LA
8/16-18	ATL

Series Facts

Last Dodger 3-Game Sweep, at LA June 3-5, 2016
 Last Dodger 4-Game Sweep, at LA July 26-29, 1990
 Last Dodger 3-Game Sweep, at ATL July 26-28, 2018
 Last Dodger 4-Game Sweep, at ATL April 7-10, 1988
 Last Atlanta 3-Game Sweep, at LA April 18-20, 2008
 Last Atlanta 4-Game Sweep, at LA Never Accomplished
 Last Atlanta 3-Game Sweep, at ATL May 17-19, 2013
 Last Atlanta 4-Game Sweep, at ATL Never Accomplished
 Most Runs Scored vs. ATL 20, 2x, last: July 15, 1957 at ATL
 Most Runs Allowed vs. ATL 17, July 3, 1913 at BOS
 Largest Margin of Victory 16, 2x, last: July 15, 1957 at ATL (20-4)
 Largest Margin of Defeat 16, May 7, 1918 at BOS (16-0)
 Longest Winning Streak 14 games, 2x, last: 4/15/52-9/3/52
 Longest Losing Streak 8 games, 3x, last: 7/21/97-8/15/98
 Last Doubleheader June 28, 1991

Chicago Cubs

Wrigley Field (1914) | 1060 W. Addison St. | Chicago, IL 60613 | (773) 404-2827

President, Baseball Operations..... Theo Epstein
 Manager..... Joe Maddon (5th season w/CHC, 387-261)



Year-By-Year Series Results (1958-2018)

Year	Home	Road	Totals	Year	Home	Road	Totals	Year	Home	Road	Totals
1958	4-7	7-4	11-11	1979	4-2	3-3	7-5	2000	1-2	5-1	6-3
1959	5-6	6-5	11-11	1980	4-2	3-3	7-5	2001	2-1	0-3	2-4
1960	6-5	7-4	13-9	1981	2-2	2-4	4-6	2002	1-2	3-0	4-2
1961	7-4	8-3	15-7	1982	4-2	3-3	7-5	2003	2-1	2-1	4-2
1962	7-2	7-2	14-4	1983	3-3	3-3	6-6	2004	2-1	2-1	4-2
1963	4-5	7-2	11-7	1984	3-3	2-4	5-7	2005	0-3	2-1	2-4
1964	5-4	3-6	8-10	1985	3-3	4-2	7-5	2006	1-2	1-2	2-4
1965	7-2	3-6	10-8	1986	4-2	2-4	6-6	2007	2-1	3-1	5-2
1966	6-3	4-5	10-8	1987	3-3	3-3	6-6	2008	2-2	0-3	2-5
1967	4-5	5-4	9-9	1988	2-4	6-0	8-4	2009	3-1	2-2	5-3
1968	3-6	3-6	6-12	1989	2-4	3-3	5-7	2010	3-1	1-2	4-3
1969	3-3	3-3	6-6	1990	4-2	5-1	9-3	2011	1-2	2-1	3-3
1970	3-3	3-3	6-6	1991	6-0	4-2	10-2	2012	3-0	1-2	4-2
1971	1-5	3-3	4-8	1992	2-4	4-2	6-6	2013	2-1	4-0	6-1
1972	3-3	1-5	4-8	1993	3-3	2-4	5-7	2014	1-2	3-1	4-3
1973	4-2	3-3	7-5	1994	1-2	2-1	3-3	2015	2-1	2-2	4-3
1974	5-1	5-1	10-2	1995	2-4	3-3	5-7	2016	2-1	1-3	3-4
1975	4-2	3-3	7-5	1996	2-4	3-4	5-8	2017	3-0	0-0	3-0
1976	5-1	4-2	9-3	1997	3-2	3-3	6-5	2018	2-2	1-2	3-4
1977	4-2	2-4	6-6	1998	3-0	2-4	5-4				
1978	4-2	4-2	8-4	1999	4-2	3-0	7-2				

All-Time Series

All-Time Series Record
 1,052-1,040-13
 At Wrigley Field
 411-424-7
 At Dodger Stadium
 171-130

Postseason

2008 NLDS..... W, 3-0
 2016 NLCS..... L, 2-4
 2017 NLCS..... W, 4-1

2019 Schedule

Dates	Site
4/23-25	CHC
6/13-16	LA

Series Facts

Last Dodger 3-Game Sweep, at LA..... May 26-28, 2017
 Last Dodger 4-Game Sweep, at LA..... July 15-18, 1965
 Last Dodger 3-Game Sweep, at CHC..... April 26-28, 2002
 Last Dodger 4-Game Sweep, at CHC..... Aug. 1-4, 2013
 Last Chicago 3-Game Sweep, at LA..... May 30- June 1, 2005
 Last Chicago 4-Game Sweep, at LA..... July 6-8, 1971
 Last Chicago 3-Game Sweep, at CHC..... May 26-28, 2008
 Last Chicago 4-Game Sweep, at CHC..... Sept. 12-15, 1935

Most Runs Scored vs. CHC..... 18, 2x, last: April 20, 1974 at CHC
 Most Runs Allowed vs. CHC..... 20, 3x, last: 5/5/01 at CHC
 Largest Margin of Victory..... 15, Aug. 10, 1922 at BRK (16-1)
 Largest Margin of Defeat..... 19, May 5, 2001 at CHC (1-20)
 Longest Winning Streak..... 10 games, June 6, 1947-July 28, 1947
 Longest Losing Streak..... 16 games, July 28, 1908-June 20, 1909
 Last Doubleheader..... June 19, 2018 at CHC

Cincinnati Reds

Great American Ball Park (2003) | 100 Joe Nuxhall Way | Cincinnati, OH 45202 | (513) 765-7000

President, Baseball Operations..... Dick Williams
 Manager..... David Bell (1st season w/ CIN)



Year-By-Year Series Results (1958-2018)

Year	Home	Road	Totals	Year	Home	Road	Totals	Year	Home	Road	Totals
1958	6-5	5-6	11-11	1979	3-6	4-5	7-11	2000	2-4	3-0	5-4
1959	6-5	3-8	9-13	1980	3-6	6-3	9-9	2001	0-3	2-1	2-4
1960	6-5	4-7	10-12	1981	4-5	4-3	8-8	2002	1-2	1-2	2-4
1961	4-7	6-5	10-12	1982	4-5	7-2	11-7	2003	3-0	1-2	4-2
1962	5-4	4-5	9-9	1983	6-3	5-4	11-7	2004	0-3	2-1	2-4
1963	6-3	4-5	10-8	1984	5-4	6-3	11-7	2005	2-2	2-1	4-3
1964	2-7	2-7	4-14	1985	6-3	5-4	11-7	2006	3-0	3-0	6-0
1965	7-2	5-4	12-6	1986	6-3	2-7	8-10	2007	3-0	1-2	4-2
1966	7-2	5-4	12-6	1987	5-4	3-6	8-10	2008	3-0	4-1	7-1
1967	6-3	4-5	10-8	1988	5-4	6-3	11-7	2009	3-0	2-1	5-1
1968	4-5	5-4	9-9	1989	6-3	4-5	10-8	2010	1-2	3-3	4-5
1969	4-5	4-5	8-10	1990	4-5	5-4	9-9	2011	0-3	2-1	2-4
1970	2-7	3-6	5-13	1991	6-3	6-3	12-6	2012	2-1	2-1	4-2
1971	7-2	4-5	11-7	1992	3-6	4-5	7-11	2013	3-1	0-3	3-4
1972	2-4	3-5	5-9	1993	4-2	4-3	8-5	2014	2-1	2-2	4-3
1973	4-5	3-6	7-11	1994	2-1	4-2	6-3	2015	3-1	3-0	6-1
1974	5-4	7-2	12-6	1995	2-1	1-3	3-4	2016	3-0	2-2	5-2
1975	7-2	3-6	10-8	1996	5-1	3-3	8-4	2017	3-0	3-0	6-0
1976	3-6	2-7	5-13	1997	3-3	2-3	5-6	2018	0-4	1-2	1-6
1977	3-6	5-4	8-10	1998	3-3	1-2	4-5				
1978	4-5	5-4	9-9	1999	1-3	2-1	3-4				

All-Time Series

All-Time Series Record
 1,130-1,101-13*
 At Great American Ball Park
 33-22
 At Dodger Stadium
 201-173

Postseason

1995 NLDS..... L, 0-3

2019 Schedule

Dates	Site
4/15-17	LA
5/17-19	CIN

*since 1900

Series Facts

Last Dodger 3-Game Sweep, at LA..... June 9-11, 2017
 Last Dodger 4-Game Sweep, at LA..... April 14-17, 1975
 Last Dodger 3-Game Sweep, at CIN..... June 16-18, 2017
 Last Dodger 4-Game Sweep, at CIN..... Never Accomplished
 Last Cincinnati 3-Game Sweep, at LA..... June 13-15, 2011
 Last Cincinnati 4-Game Sweep, at LA..... Aug. 5-8, 1976
 Last Cincinnati 3-Game Sweep, at CIN..... Sept. 6-8, 2013
 Last Cincinnati 4-Game Sweep, at CIN..... Sept. 22-24, 1969

Most Runs Scored vs. CIN..... 25, Sept. 23, 1901 at CIN
 Most Runs Allowed vs. CIN..... 23, June 8, 1940 at CIN
 Largest Margin of Victory..... 19, Sept. 23, 1901 at CIN (25-6)
 Largest Margin of Defeat..... 21, June 8, 1940 at CIN (23-2)
 Longest Winning Streak..... 13 games, July 21, 1947(1)-May 13, 1948
 Longest Losing Streak..... 10 games, 2x, last: 7/27/26 (2)-9/15/26
 Last Doubleheader..... Sept. 17, 1987 at LA

Colorado Rockies

Coors Field (1995) | 2001 Blake St. | Denver, CO 80205 | (303) 292-0200

Senior Vice President & General Manager.....Jeff Bridich
 Manager.....Bud Black (3rd season w/ COL, 178-147)



Year-By-Year Series Results (1993-2018)

Year	Home	Road	Totals	Year	Home	Road	Totals	Year	Home	Road	Totals
1993	3-4	3-3	6-7	2004	6-3	5-5	11-8	2015	7-3	4-5	11-8
1994	1-2	5-2	6-4	2005	5-4	3-7	8-11	2016	8-2	4-5	12-7
1995	4-3	5-1	9-4	2006	8-2	7-2	15-4	2017	4-5	5-5	9-10
1996	4-2	3-4	7-6	2007	4-5	2-7	6-12	2018	7-3	6-4	13-7
1997	2-4	5-1	7-5	2008	5-4	5-4	10-8				
1998	3-3	3-3	6-6	2009	7-2	7-2	14-4				
1999	2-4	3-4	5-8	2010	5-4	6-3	11-7				
2000	5-1	4-3	9-4	2011	6-3	3-6	9-9				
2001	6-4	5-4	11-8	2012	7-2	3-6	10-8				
2002	7-2	5-5	12-7	2013	4-6	5-4	9-10				
2003	8-2	4-5	12-7	2014	7-2	6-4	13-6				

All-Time Series

All-Time Series Record
 251-185
 At Coors Field
 108-99
 At Dodger Stadium
 135-81

2019 Schedule

Dates	Site
4/5-7	COL
6/21-23	LA
6/27-6/30	COL
7/29-31	COL
9/2-4	LA
9/20-22	LA

Series Facts

Last Dodger 3-Game Sweep, at LASept. 17-19, 2018
 Last Dodger 4-Game Sweep, at LASept. 22-25, 2016
 Last Dodger 3-Game Sweep, at COLJune 1-3, 2018
 Last Dodger 4-Game Sweep, at COLNever Accomplished
 Last Colorado 3-Game Sweep, at LASept. 25-27, 2007
 Last Colorado 4-Game Sweep, at LASept. 7-10, 2017
 Last Colorado 3-Game Sweep, at COLAug. 10-12, 2018
 Last Colorado 4-Game Sweep, at COLSept. 18 (1)-20, 2007
 Most Runs Scored vs. COL22, July 21, 2001 at COL
 Most Runs Allowed vs. COL18, Sept. 17, 1999 at COL
 Largest Margin of Victory15, July 21, 2001 at COL (22-7)
 Largest Margin of Defeat14, Sept. 17, 2014 at COL (16-2)
 Longest Winning Streak9 games, July 24, 2003-April 10, 2004
 Longest Losing Streak7 games, Sept. 18-27, 2007
 Last DoubleheaderAug. 31, 2016

Miami Marlins

Marlins Park (2012) | 501 Marlins Way | Miami, FL 33125 | (305) 480-1300

President, Baseball Operations.....Michael Hill
 Manager.....Don Mattingly (4th season w/MIA, 219-265)



Year-By-Year Series Results (1993-2018)

Year	Home	Road	Totals	Year	Home	Road	Totals	Year	Home	Road	Totals
1993	3-3	4-2	7-5	2004	1-2	2-1	3-3	2015	2-1	2-1	4-2
1994	2-1	1-2	3-3	2005	1-2	1-3	2-5	2016	0-4	1-2	1-6
1995	2-2	5-1	7-3	2006	2-1	3-0	5-1	2017	3-1	3-0	6-1
1996	5-2	2-4	7-6	2007	1-2	2-2	3-4	2018	1-2	1-2	2-4
1997	4-2	0-5	4-7	2008	1-3	3-0	4-3				
1998	1-2	4-2	5-4	2009	1-2	2-1	3-3				
1999	2-4	0-3	2-7	2010	1-2	1-2	2-4				
2000	3-0	4-2	7-2	2011	2-1	1-2	3-3				
2001	3-1	2-1	5-2	2012	2-1	2-1	4-2				
2002	2-1	1-2	3-3	2013	2-1	3-1	5-2				
2003	3-0	2-2	5-2	2014	2-1	1-2	3-3				

All-Time Series

All-Time Series Record
 105-90
 At Marlins Park
 13-9
 At Dodger Stadium
 52-44

2019 Schedule

Dates	Site
7/19-21	LA
8/13-15	MIA

Series Facts

Last Dodger 3-Game Sweep, at LAMay 16-19, 2003
 Last Dodger 4-Game Sweep, at LANever Accomplished
 Last Dodger 3-Game Sweep, at FLA/MIAJuly 14-16, 2017
 Last Dodger 4-Game Sweep, at FLA/MIANever Accomplished
 Last Marlins 3-Game Sweep, at LANever Accomplished
 Last Marlins 4-Game Sweep, at LAApril 25-28, 2016
 Last Marlins 3-Game Sweep, at FLA/MIASept. 6-8, 1999
 Last Marlins 4-Game Sweep, at FLA/MIANever Accomplished
 Most Runs Scored vs. FLA/MIA14, May 17, 2005 at LA
 Most Runs Allowed vs. FLA/MIA15, Aug. 16, 2006 at LA
 Largest Margin of Victory12, April 30, 2008 at FLA (13-1)
 Largest Margin of Defeat11, Aug. 16 at LA (4-15)
 Longest Winning Streak6 games (2x), Aug. 21, 2002- Aug. 11, 2003
 Longest Losing Streak5 games, April 25-Sept. 9, 2016
 Last DoubleheaderNone

Milwaukee Brewers

Miller Park (2001) | One Brewers Way | Milwaukee, WI 53214 | (414) 902-4400

President, Baseball Operations.....David Stearns
 Manager.....Craig Counsell (5th season w/ MIL, 316-308)



Year-By-Year Series Results (1998-2018)

Year	Home	Road	Totals	Year	Home	Road	Totals	Year	Home	Road	Totals
1998	4-2	1-2	5-4	2006	3-0	1-2	4-2	2014	0-3	1-2	1-5
1999	2-1	5-1	7-2	2007	2-1	1-2	3-3	2015	2-1	2-2	4-3
2000	1-2	2-2	3-4	2008	2-1	2-1	4-2	2016	3-1	2-1	5-2
2001	3-0	2-1	5-1	2009	1-2	2-1	3-3	2017	1-2	2-1	3-3
2002	3-0	2-1	5-1	2010	1-2	3-0	4-2	2018	2-2	2-1	4-3
2003	1-2	3-0	4-2	2011	1-1	1-3	2-4				
2004	2-1	1-2	3-3	2012	1-2	0-4	1-6				
2005	3-1	2-0	5-1	2013	2-1	2-1	4-2				

All-Time Series

All-Time Series Record
 79-58
 At Miller Park
 32-23
 At Dodger Stadium
 39-30

Postseason

2018 NLCS..... W, 4-3

2019 Schedule

Dates	Site
4/12-14	LA
4/18-21	MIL

Series Facts

Last Dodger 3-Game Sweep, at LA	May 5-7, 2006	Most Runs Scored vs. MIL	21, Aug. 2, 2018 vs. MIL
Last Dodger 4-Game Sweep, at LA	Never Accomplished	Most Runs Allowed vs. MIL	11, 2x, last: May 5, 2010 vs. MIL
Last Dodger 3-Game Sweep, at MIL	Aug. 24-26, 2010	Largest Margin of Victory	16, Aug. 2, 2018 vs. MIL (21-5)
Last Dodger 4-Game Sweep, at MIL	Never Accomplished	Largest Margin of Defeat	9, Sept. 6, 2006 at MIL (0-9)
Last Milwaukee 3-Game Sweep, at LA	Aug. 15-17, 2014	Longest Winning Streak	6 games, 2x, last: May 4, 2005-Sept. 6, 2006
Last Milwaukee 4-Game Sweep, at LA	May 28-31, 2012	Longest Losing Streak	4 games, May 28-31, 2012
Last Milwaukee 3-Game Sweep, at MIL	Never Accomplished	Last Doubleheader	None
Last Milwaukee 4-Game Sweep, at MIL	Never Accomplished		

New York Mets

Citi Field (2009) | 126th Street | Flushing, NY 11368 | (718) 507-METS

General Manager.....Brodie Van Wagemen
 Manager.....Mickey Callaway (2nd season w/ NYM, 77-85)



Year-By-Year Series Results (1962-2018)

Year	Home	Road	Totals	Year	Home	Road	Totals	Year	Home	Road	Totals
1962	8-1	8-1	16-2	1981	3-0	2-1	5-1	2000	3-3	1-2	4-5
1963	8-1	8-1	16-2	1982	3-3	3-3	6-6	2001	1-2	1-2	2-4
1964	8-1	7-2	15-3	1983	3-2	4-3	7-5	2002	1-2	3-0	4-2
1965	6-3	6-3	12-6	1984	2-4	1-5	3-9	2003	1-2	2-1	3-3
1966	7-2	5-4	12-6	1985	3-3	4-2	7-5	2004	1-2	2-1	3-3
1967	7-2	5-4	12-6	1986	2-4	1-5	3-9	2005	2-1	1-2	3-3
1968	3-6	4-5	7-11	1987	3-3	3-3	6-6	2006	1-2	2-2	3-4
1969	4-2	0-6	4-8	1988	0-6	1-4	1-10	2007	4-3	1-2	5-5
1970	4-2	3-3	7-5	1989	2-4	3-3	5-7	2008	2-1	1-3	3-4
1971	3-1	3-3	5-7	1990	3-3	2-4	5-7	2009	3-0	2-1	5-1
1972	4-2	3-3	7-5	1991	4-2	3-3	7-5	2010	3-1	0-3	3-4
1973	4-2	3-3	7-5	1992	4-2	1-5	5-7	2011	1-3	1-2	2-5
1974	3-3	2-4	5-7	1993	4-2	4-2	8-4	2012	1-3	3-0	4-3
1975	2-4	4-2	6-6	1994	4-2	2-4	6-6	2013	3-0	2-1	5-1
1976	4-2	3-3	7-5	1995	3-3	3-3	6-6	2014	2-1	2-1	4-2
1977	5-1	3-3	8-4	1996	4-2	4-2	8-4	2015	1-2	2-2	3-4
1978	4-2	3-3	7-5	1997	3-3	3-2	6-5	2016	2-2	2-1	4-3
1979	6-0	3-3	9-3	1998	1-3	2-2	3-5	2017	4-0	3-0	7-0
1980	5-1	2-4	7-5	1999	1-3	3-1	4-4	2018	1-2	3-0	4-2

All-Time Series

All-Time Series Record
 341-270-1
 At Citi Field
 20-11
 At Dodger Stadium
 184-126

Postseason

1988 NLCS..... W, 4-3
 2006 NLDS..... L, 0-3
 2015 NLDS..... L, 2-3

2019 Schedule

Dates	Site
5/27-30	LA
9/13-15	NY

Series Facts

Last Dodger 3-Game Sweep, at LA	Aug. 12-14, 2013	Most Runs Scored vs. NY	17, 2x, last: 7/14/62 at NYM
Last Dodger 4-Game Sweep, at LA	June 19-22, 2017	Most Runs Allowed vs. NY	15, July 25, 2015 at NYM
Last Dodger 3-Game Sweep, at NY	June 22-24, 2018	Largest Margin of Victory	14, July 14, 1962 at NY (17-3)
Last Dodger 4-Game Sweep, at NY	Aug. 16-18 (2), 1963	Largest Margin of Defeat	13, July 25, 2015 at NYM (2-15)
Last New York 3-Game Sweep, at LA	Aug. 28-30, 1989	Longest Winning Streak	11 games, 7/31/63-5/21/64
Last New York 4-Game Sweep, at LA	Never Accomplished	Longest Losing Streak	9 games, May 18, 1986-Aug. 30, 1986
Last New York 3-Game Sweep, at NY	April 27-28, 2010	Last Doubleheader	April 27, 2010
Last New York 4-Game Sweep, at NY	Never Accomplished		

Philadelphia Phillies

Citizens Bank Park (2004) | One Citizens Bank Way | Philadelphia, PA 19148 | (215) 463-6000

Vice President and General Manager Matt Klentak
 Manager Gabe Kapler (2nd season w/ PHI, 80-82)



Year-By-Year Series Results (1958-2018)

Year	Home	Road	Totals	Year	Home	Road	Totals	Year	Home	Road	Totals
1958	6-5	4-7	10-12	1979	3-3	0-6	3-9	2000	4-2	1-2	5-4
1959	11-0	6-5	17-5	1980	3-3	3-3	6-6	2001	3-0	0-3	3-3
1960	8-3	8-3	16-6	1981	1-2	2-1	3-3	2002	2-1	2-2	4-3
1961	7-4	10-1	17-5	1982	3-3	1-5	4-8	2003	2-2	0-3	2-5
1962	9-0	5-4	14-4	1983	6-0	5-1	11-1	2004	1-2	0-3	1-5
1963	2-7	5-4	7-11	1984	1-5	2-4	3-9	2005	1-2	2-1	3-3
1964	4-5	4-5	8-10	1985	1-5	3-3	4-8	2006	2-2	2-1	4-3
1965	4-5	5-4	9-9	1986	3-3	2-4	5-7	2007	2-1	2-1	4-2
1966	7-2	4-5	11-7	1987	1-5	1-5	2-10	2008	4-0	0-4	4-4
1967	2-7	4-5	6-12	1988	5-1	6-0	11-1	2009	2-2	2-1	4-3
1968	6-3	4-5	10-8	1989	4-2	2-4	6-6	2010	1-2	1-2	2-4
1969	4-2	4-2	8-4	1990	4-2	4-2	8-4	2011	0-3	1-2	1-5
1970	2-4	4-1	6-5	1991	5-1	2-4	7-5	2012	1-2	4-0	5-2
1971	5-1	2-4	7-5	1992	3-3	2-4	5-7	2013	3-1	2-1	5-2
1972	3-3	4-2	7-5	1993	1-5	1-5	2-10	2014	1-3	2-1	3-4
1973	4-2	5-1	9-3	1994	5-1	2-4	7-5	2015	3-1	2-1	5-2
1974	4-2	2-4	6-6	1995	2-4	2-5	4-9	2016	2-1	2-1	4-2
1975	3-3	4-2	7-5	1996	4-3	3-3	7-6	2017	3-0	1-3	4-3
1976	1-5	4-2	5-7	1997	5-1	5-0	10-1	2018	2-2	1-2	3-4
1977	4-2	2-4	6-6	1998	3-3	2-1	5-4				
1978	4-2	3-3	7-5	1999	2-1	4-2	6-3				

All-Time Series

All-Time Series Record
 1,169-918-14
 At Citizens Bank Park
 24-24
 At Dodger Stadium
 172-140

Postseason

1977 NLCS W, 3-1
 1978 NLCS W, 3-1
 1983 NLCS L, 1-3
 2008 NLCS L, 1-4
 2009 NLCS L, 1-4

2019 Schedule

Dates _____ Site _____
 5/31-6/2 LA
 7/15-18 PHI

Series Facts

Last Dodger 3-Game Sweep, at LA April 28-30, 2017
 Last Dodger 4-Game Sweep, at LA Aug. 11-14, 2008
 Last Dodger 3-Game Sweep, at PHI Aug. 22-24, 1997
 Last Dodger 4-Game Sweep, at PHI June 4-7, 2012
 Last Philadelphia 3-Game Sweep, at LA Aug. 8-10, 2011
 Last Philadelphia 4-Game Sweep, at LA Aug. 29-Sept. 1, 1985
 Last Philadelphia 3-Game Sweep, at PHI Sept. 18-20, 2017
 Last Philadelphia 4-Game Sweep, at PHI Aug. 22-25, 2008

Most Runs Scored vs. PHI 22, 2x, last: Sept. 23, 1939 at PHI
 Most Runs Allowed vs. PHI 19, Sept. 12, 1961 at LA
 Largest Margin of Victory 18, Sept. 23, 1939 (1) at PHI (22-4)
 Largest Margin of Defeat 15, June 28, 2013 at LA (11-16)
 Longest Winning Streak 15 games, April 19-Sept. 21, 1945
 Longest Losing Streak 12 games, May 8-Sept. 16, 1905
 Last Doubleheader April 9, 2006

Pittsburgh Pirates

PNC Park (2001) | 115 Federal Street | Pittsburgh, PA 15212 | (412) 323-5000

Sr. Vice President and General Manager Neal Huntington
 Manager Clint Hurdle (9th season w/ PIT, 666-628)



Year-By-Year Series Results (1958-2018)

Year	Home	Road	Totals	Year	Home	Road	Totals	Year	Home	Road	Totals
1958	4-7	4-7	8-14	1979	1-5	3-3	4-8	2000	2-4	2-1	4-5
1959	7-4	4-7	11-11	1980	5-1	1-5	6-6	2001	2-1	5-1	7-2
1960	4-7	7-4	11-11	1981	2-1	3-0	5-1	2002	2-1	2-1	4-2
1961	6-5	7-4	13-9	1982	3-3	2-4	5-7	2003	2-1	3-0	5-1
1962	5-4	5-4	10-8	1983	3-3	3-3	6-6	2004	3-0	3-0	6-0
1963	7-2	6-3	13-5	1984	2-4	2-4	4-8	2005	3-1	2-1	5-2
1964	4-5	6-3	10-8	1985	4-2	4-2	8-4	2006	4-2	2-2	6-4
1965	4-5	5-4	9-9	1986	4-2	4-2	8-4	2007	2-1	3-1	5-2
1966	5-4	4-5	9-9	1987	4-2	2-4	6-6	2008	2-1	3-1	5-2
1967	4-5	3-6	7-11	1988	3-3	3-3	6-6	2009	3-0	1-3	4-3
1968	7-2	3-6	10-8	1989	4-2	3-3	7-5	2010	3-1	1-2	4-3
1969	5-1	3-3	8-4	1990	3-3	1-5	4-8	2011	3-1	3-1	6-2
1970	3-3	3-3	6-6	1991	3-3	4-2	7-5	2012	3-0	3-1	6-1
1971	1-5	3-3	4-8	1992	3-3	2-4	5-7	2013	3-0	1-2	4-2
1972	3-3	4-2	7-5	1993	5-1	3-3	8-4	2014	1-3	1-2	2-5
1973	5-1	5-1	10-2	1994	2-1	1-2	3-3	2015	1-2	0-3	1-5
1974	4-2	0-6	4-8	1995	4-3	5-1	9-4	2016	1-2	1-3	2-5
1975	2-4	3-3	5-7	1996	3-3	3-3	6-6	2017	3-0	3-1	6-1
1976	5-1	4-2	9-3	1997	4-1	5-1	9-2	2018	3-0	2-1	5-1
1977	6-0	3-3	9-3	1998	4-2	3-3	7-5				
1978	5-1	2-4	7-5	1999	1-2	2-4	3-6				

All-Time Series

All-Time Series Record
 1,124-978-13
 At PNC Park
 39-26
 At Dodger Stadium
 188-119

Postseason

1974 NLCS W, 3-1

2019 Schedule

Dates _____ Site _____
 4/26-28 LA
 5/24-26 PIT

Series Facts

Last Dodger 3-Game Sweep, at LA May 8-10, 2017
 Last Dodger 4-Game Sweep, at LA June 3-6, 1968
 Last Dodger 3-Game Sweep, at PIT July 2-4, 2018
 Last Dodger 4-Game Sweep, at PIT Aug. 1-4, 1949
 Last Pittsburgh 3-Game Sweep, at LA Sept. 4-6, 2000
 Last Pittsburgh 4-Game Sweep, at LA Never Accomplished
 Last Pittsburgh 3-Game Sweep, at PIT Aug. 7-9, 2015
 Last Pittsburgh 4-Game Sweep, at PIT Never Accomplished

Most Runs Scored vs. PIT 23, July 10, 1943 at BKN
 Most Runs Allowed vs. PIT 21, June 20, 1925 at PIT
 Largest Margin of Victory 17, April 17, 1994 at PIT (9-2)
 Largest Margin of Defeat 16, June 20, 1925 at PIT (5-21)
 Longest Winning Streak 13 games, May 4-July 20, 1952
 Longest Losing Streak 10 games, July 21, 1910(1)-Aug. 27, 1910
 Last Doubleheader August 1, 2000

St. Louis Cardinals

Busch Stadium (2006) | 700 Clark Street | St. Louis, MO 63102 | (314) 345-9600

President of Baseball Operations..... John Mozeliak
 Manager..... Mike Shildt (2nd season w/STL, 41-28)



Year-By-Year Series Results (1958-2018)

Year	Home	Road	Totals	Year	Home	Road	Totals	Year	Home	Road	Totals
1958	7-4	4-7	11-11	1979	3-3	3-3	6-6	2000	1-2	2-4	3-6
1959	6-5	6-5	12-10	1980	5-1	2-4	7-5	2001	2-1	1-2	3-3
1960	7-4	3-8	10-12	1981	2-2	3-3	5-5	2002	0-2	2-2	2-4
1961	7-4	5-6	12-10	1982	3-3	4-2	7-5	2003	2-2	2-0	4-2
1962	2-7	5-4	7-11	1983	5-1	4-2	9-3	2004	2-1	0-3	2-4
1963	5-4	7-2	12-6	1984	3-3	3-3	6-6	2005	1-2	1-3	2-5
1964	6-3	4-5	10-8	1985	4-2	3-3	7-5	2006	0-3	0-4	0-7
1965	5-4	7-2	12-6	1986	4-2	4-2	8-4	2007	2-1	1-2	3-3
1966	4-5	6-3	10-8	1987	2-4	1-5	3-9	2008	1-2	1-2	2-4
1967	4-5	2-7	6-12	1988	4-2	3-3	7-5	2009	1-2	1-3	2-5
1968	4-5	5-4	9-9	1989	3-3	0-6	3-9	2010	3-0	0-4	3-4
1969	2-4	1-5	3-9	1990	2-4	5-1	7-5	2011	1-3	3-0	4-3
1970	2-4	5-1	7-5	1991	4-2	2-4	6-6	2012	5-2	1-3	6-5
1971	3-3	3-3	6-6	1992	2-4	2-4	4-8	2013	1-2	3-1	4-3
1972	4-2	4-2	8-4	1993	1-5	5-1	6-6	2014	3-1	1-2	4-3
1973	5-1	3-3	8-4	1994	1-2	1-2	2-4	2015	1-3	1-2	2-5
1974	2-4	4-2	6-6	1995	3-3	4-2	7-5	2016	2-1	2-1	4-2
1975	2-4	3-3	5-7	1996	4-2	4-2	8-4	2017	2-1	2-2	4-3
1976	6-0	4-2	10-2	1997	2-3	3-3	5-6	2018	0-3	3-1	3-4
1977	5-1	1-5	6-6	1998	2-1	2-4	4-5				
1978	3-3	2-4	5-7	1999	2-4	1-2	3-6				

All-Time Series

All-Time Series Record
 1,029-1,026-16
 At New Busch Stadium
 19-27
 At Dodger Stadium
 155-149

Postseason

1985 NLCS L, 2-4
 2004 NLDS L, 1-3
 2009 NLDS W, 3-0
 2013 NLCS L, 2-4
 2014 NLDS L, 1-3

2019 Schedule

Dates	Site
4/8-11.....	STL
8/5-7.....	LA

Series Facts

Last Dodger 3-Game Sweep, at LA May 18-20, 2012
 Last Dodger 4-Game Sweep, at LA April 29-May 2, 1976
 Last Dodger 3-Game Sweep, at STL Sept. 13-15, 2018
 Last Dodger 4-Game Sweep, at STL Never Accomplished
 Last St. Louis 3-Game Sweep, at LA July 21-23, 2006
 Last St. Louis 4-Game Sweep, at LA July 1-4, 1968
 Last St. Louis 3-Game Sweep, at STL Aug. 20-22, 2018
 Last St. Louis 4-Game Sweep, at STL July 15-18, 2010

Most Runs Scored vs. STL 22, July 29, 1936(1) at BRK
 Most Runs Allowed vs. STL 22, July 27, 1918(2) at BRK
 Largest Margin of Victory 16, Aug. 30, 1953 at BRK (20-4)
 Largest Margin of Defeat 18, July 24, 1937 at BRK (2-20)
 Longest Winning Streak 14 games, June 5-Aug. 22 (2), 1951
 Longest Losing Streak 9 games, 4x, 5/12/44-7/29/44 (2)
 Last Doubleheader July 7, 1987

San Diego Padres

PETCO Park (2004) | 100 Park Blvd. | San Diego, CA 92101 | (619) 795-5000

Executive Vice President and General Manager A.J. Preller
 Manager..... Andy Green (4th season w/SD, 205-281)



Year-By-Year Series Results (1969-2018)

Year	Home	Road	Totals	Year	Home	Road	Totals	Year	Home	Road	Totals
1969	8-1	4-5	12-6	1986	3-6	3-6	6-12	2003	5-4	3-7	8-11
1970	6-3	5-4	11-7	1987	6-3	5-4	11-7	2004	5-5	5-4	10-9
1971	4-5	9-0	13-5	1988	5-4	2-7	7-11	2005	7-2	4-5	11-7
1972	6-3	7-2	13-5	1989	3-6	3-6	6-12	2006	2-7	3-6	5-13
1973	2-7	7-2	9-9	1990	6-3	3-6	9-9	2007	5-4	3-6	8-10
1974	8-1	8-1	16-2	1991	5-4	5-4	10-8	2008	6-3	5-5	11-7
1975	6-3	5-4	11-7	1992	4-5	5-4	9-9	2009	6-3	4-5	10-8
1976	3-6	3-6	6-12	1993	5-1	4-3	9-4	2010	4-5	4-5	8-10
1977	5-4	7-2	12-6	1994	5-2	1-2	6-4	2011	7-2	6-3	13-5
1978	7-2	2-7	9-9	1995	4-3	3-3	7-6	2012	5-4	6-3	11-7
1979	6-3	3-6	9-9	1996	1-5	4-3	5-8	2013	5-4	6-4	11-8
1980	7-2	2-7	9-9	1997	2-4	3-3	5-7	2014	7-3	5-4	12-7
1981	3-3	3-2	6-5	1998	3-3	2-4	5-7	2015	7-2	7-3	14-5
1982	6-3	3-6	9-9	1999	2-4	1-5	3-9	2016	6-4	5-4	11-8
1983	2-7	4-5	6-12	2000	4-3	4-2	8-5	2017	8-2	5-4	13-6
1984	5-4	5-4	10-8	2001	2-7	7-3	9-10	2018	7-2	7-3	14-5
1985	4-5	4-5	8-10	2002	6-4	4-5	10-9				

All-Time Series

All-Time Series Record
 464-393-1
 At PETCO Park
 75-63
 At Dodger Stadium
 247-184

2019 Schedule

Dates	Site
5/3-5.....	SD
5/14-15.....	LA
7/4-7.....	LA
8/1-4.....	LA
8/26-28.....	SD
9/24-26.....	SD

Series Facts

Last Dodger 3-Game Sweep, at LA Aug. 24-26, 2018
 Last Dodger 4-Game Sweep, at LA Sept. 25-27, 2017
 Last Dodger 3-Game Sweep, at SD April 16-18, 2018
 Last Dodger 4-Game Sweep, at SD June 28-July 1, 2001
 Last San Diego 3-Game Sweep, at LA April 15-17, 2013
 Last San Diego 4-Game Sweep, at LA June 20-23, 1983
 Last San Diego 3-Game Sweep, at SD Sept. 2-3, 2017
 Last San Diego 4-Game Sweep, at SD April 15-18, 1982

Most Runs Scored vs. SD 19, June 28, 1969 at SD
 Most Runs Allowed vs. SD 14, twice, last: June 27, 1995 at LA
 Largest Margin of Victory 19, 6/28/69 at SD (19-0)
 Largest Margin of Defeat 12, 6/10/93 at SD (2-14)
 Longest Winning Streak 16 games, Sept. 9, 1973-Sept. 20, 1974
 Longest Losing Streak 10 games, Sept. 22, 1996-June 28, 1997
 Last Doubleheader Sept. 2, 2017

San Francisco Giants

Oracle Park (2000) | 24 Willie Mays Plaza | San Francisco, CA 94107 | (415) 972-2000

President of Baseball Operations.....Farhan Zaidi
 Manager.....Bruce Bochy (13th season w/SF, 975-969)



Year-By-Year Series Results (1958-2018)

Year	Home	Road	Totals	Year	Home	Road	Totals	Year	Home	Road	Totals
1958	7-4	4-7	11-11	1979	3-3	3-3	6-6	2000	1-2	2-4	3-6
1959	6-5	6-5	12-10	1980	5-1	2-4	7-5	2001	2-1	1-2	3-3
1960	7-4	3-8	10-12	1981	2-2	3-3	5-5	2002	0-2	2-2	2-4
1961	7-4	5-6	12-10	1982	3-3	4-2	7-5	2003	2-2	2-0	4-2
1962	2-7	5-4	7-11	1983	5-1	4-2	9-3	2004	2-1	0-3	2-4
1963	5-4	7-2	12-6	1984	3-3	3-3	6-6	2005	1-2	1-3	2-5
1964	6-3	4-5	10-8	1985	4-2	3-3	7-5	2006	0-3	0-4	0-7
1965	5-4	7-2	12-6	1986	4-2	4-2	8-4	2007	2-1	1-2	3-3
1966	4-5	6-3	10-8	1987	2-4	1-5	3-9	2008	1-2	1-2	2-4
1967	4-5	2-7	6-12	1988	4-2	3-3	7-5	2009	1-2	1-3	2-5
1968	4-5	5-4	9-9	1989	3-3	0-6	3-9	2010	3-0	0-4	3-4
1969	2-4	1-5	3-9	1990	2-4	5-1	7-5	2011	1-3	3-0	4-3
1970	2-4	5-1	7-5	1991	4-2	2-4	6-6	2012	5-2	1-3	6-5
1971	3-3	3-3	6-6	1992	2-4	2-4	4-8	2013	1-2	3-1	4-3
1972	4-2	4-2	8-4	1993	1-5	5-1	6-6	2014	3-1	1-2	4-3
1973	5-1	3-3	8-4	1994	1-2	1-2	2-4	2015	1-3	1-2	2-5
1974	2-4	4-2	6-6	1995	3-3	4-2	7-5	2016	6-3	2-8	8-11
1975	2-4	3-3	5-7	1996	4-2	4-2	8-4	2017	6-3	5-5	11-8
1976	6-0	4-2	10-2	1997	2-3	3-3	5-6	2018	5-5	5-4	10-9
1977	5-1	1-5	6-6	1998	2-1	2-4	4-5				
1978	3-3	2-4	5-7	1999	2-4	1-2	3-6				

All-Time Series

All-Time Series Record
 1,221-1,249-17
 At AT&T Park
 83-91
 At Dodger Stadium
 272-222

2019 Schedule

Dates	Site
4/1-3LA
4/29-5/1SF
6/7-9SF
6/17-20LA
9/6-8LA
9/27-29SF

Series Facts

Last Dodger 3-Game Sweep, at LA July 28-30, 2017
 Last Dodger 4-Game Sweep, at LA June 22-25, 1995
 Last Dodger 3-Game Sweep, at SF Sept. 28-30, 2018
 Last Dodger 4-Game Sweep, at SF July 1-4, 1977
 Last Giant 3-Game Sweep, at LA Aug. 20-22, 2012
 Last Giant 4-Game Sweep, at LA Never Accomplished
 Last Giant 3-Game Sweep, at SF Sep. 30- Oct. 2, 2016
 Last Giant 4-Game Sweep, at SF June 21-24, 2004
 Most Runs Scored vs. SF 19, 2x, last: May 26, 1970 at SF
 Most Runs Allowed vs. SF 26, April 30, 1944(1) at NYG
 Largest Margin of Victory 17, Sept. 13, 2014 at SF (17-0)
 Largest Margin of Defeat 18, 3x, last: 4/30/44(1) at NYG
 Longest Winning Streak 10 games, July 12, 1953-Sept. 6, 1953
 Longest Losing Streak 12 games, Oct. 2, 1937-July 4, 1938(2)
 Last Doubleheader April 28, 2018 at SF

Washington Nationals

Nationals Park (2008) | 1500 S. Capitol Street, SE | Washington, DC 20003 | (202) 640-7000

President, Baseball Operations and General Manager Mike Rizzo
 Manager.....David Martinez (2nd season w/ Nationals, 82-80)



Year-By-Year Series Results (1969-2018)

Year	Home	Road	Totals	Year	Home	Road	Totals	Year	Home	Road	Totals
1969	4-2	6-0	10-2	1986	4-2	1-5	5-7	2003	2-1	2-1	4-2
1970	4-2	4-2	8-4	1987	1-5	2-4	3-9	2004	2-1	2-2	4-3
1971	3-3	5-1	8-4	1988	4-2	4-2	8-4	2005	1-2	1-2	2-4
1972	3-3	3-3	6-6	1989	3-3	4-2	7-5	2006	3-0	1-2	4-2
1973	4-2	3-3	7-5	1990	5-1	1-5	6-6	2007	3-0	2-1	5-1
1974	4-2	4-2	8-4	1991	5-1	0-6	5-7	2008	3-0	0-3	3-3
1975	2-4	3-3	5-7	1992	3-3	1-5	4-8	2009	1-1	2-1	3-2
1976	6-0	4-2	10-2	1993	4-2	2-4	6-6	2010	2-1	1-2	3-3
1977	2-4	5-1	7-5	1994	2-4	1-5	3-9	2011	2-1	2-1	4-2
1978	5-1	3-3	8-4	1995	4-2	3-3	7-5	2012	3-0	1-2	4-2
1979	5-1	1-5	6-6	1996	4-2	5-1	9-3	2013	2-1	3-0	5-1
1980	6-0	5-1	11-1	1997	4-1	3-3	7-4	2014	1-2	1-2	2-4
1981	3-0	2-2	5-2	1998	5-1	0-3	5-4	2015	2-1	2-1	4-2
1982	3-3	5-1	8-4	1999	3-3	2-1	5-4	2016	3-0	2-1	5-1
1983	4-2	3-3	7-5	2000	3-1	2-2	5-3	2017	1-2	2-1	3-3
1984	3-3	3-3	6-6	2001	1-2	1-2	2-4	2018	2-1	3-0	5-1
1985	5-1	2-4	7-5	2002	3-1	2-1	5-2				

All-Time Series

All-Time Series Record
 279-198
 At Nationals Park
 19-14
 At Dodger Stadium
 155-82

Postseason

2018 NLCS W, 3-2
 2016 NLCS W, 3-2

2019 Schedule

Dates	Site
5/9-12LA
7/26-28WAS

Series Facts

Last Dodger 3-Game Sweep, at LA June 20-22, 2016
 Last Dodger 4-Game Sweep, at LA Aug. 29-31(2), 1980
 Last Dodger 3-Game Sweep, at MON/WAS May 19-2, 2018
 Last Dodger 4-Game Sweep, at MON/WAS May 6-9, 1982
 Last MON/WAS 3-Game Sweep, at LA Aug. 28-30, 1987
 Last MON/WAS 4-Game Sweep, at LA Never Accomplished
 Last MON/WAS 3-Game Sweep, at MON/WAS Aug. 26-28, 2008
 Last Montreal 4-Game Sweep, at MON/WAS July 11-14, 1991
 Most Runs Scored vs. MON/WAS 15, May 3, 1970 at LA
 Most Runs Allowed vs. MON/WAS 13, May 2, 1982 at LA
 Largest Margin of Victory 14, May 3, 1970 at LA (15-1)
 Largest Margin of Defeat 12, May 2, 1982 at LA (1-13)
 Longest Winning Streak 11 games, 6/14/80-8/31/80(2)
 Longest Losing Streak 7 games, 2x, last: 7/6/94-5/28/95
 Last Doubleheader May 19, 2018 at WAS

LA Angels of Anaheim

Angel Stadium (1966) | 2000 E. Gene Autry Way | Anaheim, CA 92806 | (714) 940-2000

General Manager Billy Eppler
 Manager Brad Ausmus (1st season w/LAA)



Year-By-Year Series Results (1997-2018)

Year	Home	Road	Totals	Year	Home	Road	Totals	Year	Home	Road	Totals
1997	2-0	2-0	4-0	2006	3-0	1-2	4-2	2015	3-0	2-1	5-1
1998	1-1	0-2	1-3	2007	1-2	0-3	1-5	2016	1-1	0-2	1-3
1999	2-1	2-1	4-2	2008	2-1	1-2	3-3	2017	1-1	1-1	2-2
2000	1-2	1-2	2-4	2009	1-2	2-1	3-3	2018	2-1	1-2	3-3
2001	1-2	1-2	2-4	2010	0-3	1-2	1-5				
2002	2-1	1-2	3-3	2011	1-2	1-2	2-4				
2003	2-1	0-3	2-4	2012	1-2	1-2	2-4				
2004	1-2	2-1	3-3	2013	1-1	1-1	2-2				
2005	1-2	0-3	1-5	2014	1-1	2-0	3-1				

All-Time Series

All-Time Series Record
 54-66
 At Angels Stadium
 22-38
 At Dodger Stadium
 32-28

2019 Schedule

Dates	Site
6/10-11	LAA
7/23-24	LAD

Series Facts

Last Dodger 3-Game Sweep, at LA July 31-Aug. 2, 2015	Most Runs Scored vs. LAA 16, July 16, 2006 at LAD
Last Dodger 4-Game Sweep, at LA Never Accomplished	Most Runs Allowed vs. LAA 13, June 25, 2004 at LAD
Last Dodger 3-Game Sweep, at LAA Never Accomplished	Largest Margin of Victory 13, May 19, 2006 at LAA (16-3)
Last Dodger 4-Game Sweep, at LAA Never Accomplished	Largest Margin of Defeat 13, June 25, 2004 at LAD (0-13)
Last Angel 3-Game Sweep, at LA June 11-13, 2010	Longest Winning Streak 4 games, June 17, 1997-July 3, 1997
Last Angel 4-Game Sweep, at LA Never Accomplished	Longest Losing Streak 6 games, June 22, 2003-June 26, 2004
Last Angel 3-Game Sweep, at LAA May 18-20, 2007	Last Doubleheader Never Accomplished
Last Angel 4-Game Sweep, at LAA Never Accomplished	

Baltimore Orioles

Oriole Park at Camden Yards (1992) | 333 West Camden Street | Baltimore, MD 21201 | (888)-848-2473

General Manager Mike Elias
 Manager Brandon Hyde (1st season w/ BAL)



Series Facts

All-Time Series Record 7-5	All-Time Playoff Record 0-4
At Camden Yards 3-3	At Dodger Stadium 4-2
Last Meeting at BAL 2013	Last Meeting in LA 2016

2019 Schedule

Dates	Site
9/10-12	BAL

Boston Red Sox

Fenway Park (1912) | 4 Jersey St. | Boston, MA 02215 | (617) 226-6000

President of Baseball Operations Dave Dombrowski
 Manager Alex Cora (2nd season w/BOS, 108-54)



Series Facts

All-Time Series Record 7-8	At Dodger Stadium 6-3
At Fenway Park 1-5	Last Meeting in LA 2016
Last Meeting at BOS 2010	

2019 Schedule

Dates	Site
7/12-14	BOS

New York Yankees

Yankee Stadium (2009) | One East 161st Street | Bronx, NY 10451 | (718)-293-4300

General Manager Brian Cashman
 Manager Aaron Boone (2nd season w/ NYY, 100-62)



Series Facts

All-Time Series Record 7-6	At Dodger Stadium 4-4
At Yankee Stadium 3-2	Last Meeting in LA 2013
Last Meeting at NYY 2016	

2019 Schedule

Dates	Site
8/23-25	LA

Tampa Bay Rays

Tropicana Field (1990) | One Tropicana Drive | St. Petersburg, FL 33705 | (727) 825-3137

General ManagerErik Neander
 Manager.....Kevin Cash (5th season w/TB, 318-330)



Series Facts

All-Time Series Record8-5 At Dodger Stadium4-1
 At Tropicana Field.....4-4 Last Meeting in LA2016
 Last Meeting at TB.....2016

2019 Schedule

Dates	Site
5/21-22	TB
9/17-18	LA

Toronto Blue Jays

Rogers Centre (1989) | 1 Blue Jays Way | Toronto, ON M5V 1J1 | (416) 341-1000

General ManagerRoss Atkins
 Manager.....Charlie Montoyo (1st season w/TOR)



Series Facts

All-Time Series Record11-7 At Dodger Stadium3-3
 At Rogers Centre.....8-4 Last Meeting in LA2007
 Last Meeting at TB.....2016

2019 Schedule

Dates	Site
8/20-22	LA

Dodgers All-Time Record Vs. Each Major League Franchise

OPPONENT	WIN	LOSS	TIE	OPPONENT	WIN	LOSS	TIE
Giants	1,220	1,249	17	Old Orioles*	45	56	4
Braves	1,190	1,031	22	Angels	54	66	0
Phillies	1,169	918	14	Mariners	17	14	0
Pirates	1,142	1,005	14	Rangers	16	11	0
Reds	1,072	1,022	13	Tigers	12	10	0
Cubs	1,051	1,040	14	Athletics	12	21	0
Cardinals	1,064	1,095	16	Blue Jays	11	7	0
Padres	464	393	1	White Sox	11	14	0
Astros	389	325	0	Orioles	7	5	0
Mets	341	270	1	Rays	8	5	0
Expos-Nationals	279	198	0	Twins	9	6	0
Rockies	251	185	0	Indians	7	5	0
Diamondbacks	202	170	0	Red Sox	7	8	0
Marlins	105	90	0	Yankees	7	6	0
Spiders*	81	59	1	Royals	7	5	0
Brewers	79	58	0				
Colonels*	61	39	1				
Senators*	61	39	1				

* - 19th century NL teams.

Last Trade With Each MLB Club

TEAM	RECEIVED	TRADED	DATE	TEAM	RECEIVED	TRADED	DATE
Arizona	Jon Garland	Tony Abreu	8/31/09	Milwaukee	Dylan Baker	PTBNL/Cash	1/2/18
Atlanta	Adam McCreery	Cash	11/28/18	Minnesota	Brian Dozier	Logan Forsythe, Luke Raley	7/31/18
Baltimore	Manny Machado	Zach Pop	7/18/18			Devin Smeltzer	
		Rylan Bannon		New York-AL	Scott Proctor	Wilson Betemit	7/31/07
		Yusniel Diaz		New York-NL	Curtis Granderson, Cash	Jacob Rhamo	8/18/17
		Breyvic Valera		Oakland	Logan Salow	Wilmer Font	4/25/18
		Dean Kremer		Philadelphia	Darin Ruf,	Howie Kendrick	11/11/16
Boston	Josh Beckett,	Ivan De Jesus,	8/25/12		Darnell Sweeney		
	Carl Crawford,	Rubby De La Rosa, James Loney,		Pittsburgh	David Freese	Jesus Valdez	8/31/18
	Adrian González,	Jerry Sands, Allen Webster		St. Louis	Breyvic Valera	Johan Mieses	4/1/18
	Nick Punto			San Diego	Yasmani Grandal,	Matt Kemp,	12/18/14
Chicago-AL	Jake Peter	Three-team trade w/KC	1/4/2018		Joe Wieland, Zach Eflin	Tim Federowicz, cash	
Chicago-NL	Darwin Barney	Jonathan Martinez	7/28/14	San Francisco	Mark Sweeney	Travis Denker	8/9/07
Cincinnati	Jeter Downs, Josiah Gray,	Matt Kemp, Yasiel Puig,	12/21/18	Seattle	Aneurys Zabalá,	Chase De Jong	3/1/17
	Homer Bailey	Kyle Farmer, Alex Wood,			Drew Jackson		
		Cash		Texas	Yu Darvish	Willie Calhoun, Brandon Davis	7/31/17
Cleveland	PTBNL/Cash	Carlos Frias	1/30/17			AJ Alexy	
Colorado	Juan Nicasio	Noel Cuevas	11/24/14	Tampa Bay	Jaime Schultz	Caleb Sampen	1/8/19
Detroit	Cody Ross	Steve Colyer	4/1/04	Toronto	John Axford	Corey Copping	7/31/18
Houston	Josh Fields	Yordan Alvarez	8/1/16	Washington	Ryan Madson	Andrew Iltis	8/31/18
Kansas City	Scott Alexander	Three-team trade w/CWS	1/4/18				
Los Angeles-AL	Howie Kendrick	Andrew Heaney	12/10/14				
Miami	Mat Latos,	Victor Araujo,	7/30/15				
	Michael Morse, cash	Jeff Bringham, Kevin Guzman					

Note: Trade involves Major League roster

HISTORY & RECORDS



Cody Bellinger established a new National League rookie home run record after slugging 39 home runs in 2017 en route to a unanimous Rookie of Year selection. Bellinger is the 18th Dodger to win Rookie of the Year, the most of any MLB franchise.

H I S T O R Y A N D R E C O R D S

Brooklyn/Los Angeles Dodgers NL Record (1890-2018)

Year	Pos.	W-L	Gb	Manager	Pennant Winner	Year	Pos.	W-L	Gb	Manager	Pennant Winner
1890	1St	86-43	+6.5	William Mcgunnigle	Brooklyn	1960	4Th	82-72	13	Walter Alston	Pittsburgh (Wc)
1891	6Th	61-76	25.5	John Montgomery Ward	Boston	1961	2Nd	89-65	4	Walter Alston	Cincinnati
1892	3Rd	95-59	8	John Montgomery Ward	Boston	1962	2Nd+	102-63	1	Walter Alston	San Francisco
1893	6Th**	65-63	2.0	Dave Foutz	Boston	1963	1St	99-63	+6	Walter Alston	Los Angeles (Wc)
1894	5Th	70-61	17.5	Dave Foutz	Baltimore	1964	6Th**	80-82	13	Walter Alston	St. Louis (Wc)
1895	5Th**	71-60	16.5	Dave Foutz	Baltimore	1965	1St	97-65	+2	Walter Alston	Los Angeles (Wc)
1896	9Th**	58-73	33	Dave Foutz	Baltimore	1966	1St	95-67	+1.5	Walter Alston	Los Angeles
1897	6Th**	61-71	32	William Barnie	Boston	1967	8Th	73-89	28.5	Walter Alston	St. Louis (Wc)
1898	10Th	54-91	46	Barnie/Mike Griffin/C.h. Ebbets	Boston	1968	7Th**	76-86	21	Walter Alston	St. Louis
1899	1St	101-47	+8	Ned Hanlon	Brooklyn	1969	4Th	85-77	8	Walter Alston	New York (Wc)
1900	1St	82-54	+4.5	Ned Hanlon	Brooklyn	1970	2Nd	87-74	14.5	Walter Alston	Cincinnati
1901	3Rd	79-57	9.5	Ned Hanlon	Pittsburgh	1971	2Nd	89-73	1	Walter Alston	Pittsburgh (Wc)
1902	2Nd	75-63	27.5	Ned Hanlon	Pittsburgh	1972	3Rd**	85-70	10.5	Walter Alston	Cincinnati
1903	5Th	70-66	19	Ned Hanlon	Pittsburgh	1973	2Nd	95-66	3.5	Walter Alston	New York
1904	6Th	56-97	50	Ned Hanlon	New York	1974	1St	102-60	+4	Walter Alston	Los Angeles
1905	8Th	48-104	56.5	Ned Hanlon	New York (Wc)	1975	2Nd	88-74	20	Walter Alston	Cincinnati (Wc)
1906	5Th	66-86	50	Patsy Donovan	Chicago	1976	2Nd	92-70	10	Walter Alston	Cincinnati (Wc)
1907	5Th	65-83	40	Patsy Donovan	Chicago (Wc)	1977	1St	98-64	+10	Tommy Lasorda	Los Angeles
1908	7Th	53-101	46	Patsy Donovan	Chicago (Wc)	1978	1St	95-67	+2.5	Tommy Lasorda	Los Angeles
1909	6Th	55-98	55.5	Harry Lumley	Pittsburgh (Wc)	1979	3Rd	79-83	11.5	Tommy Lasorda	Pittsburgh (Wc)
1910	6Th	64-90	40	Bill Dahlen	Chicago	1980	2Nd+	92-71	1	Tommy Lasorda	Philadelphia (Wc)
1911	7Th	64-86	33.5	Bill Dahlen	New York	1981	1St X	36-21	+0.5	Tommy Lasorda	Los Angeles (Wc)
1912	7Th	58-95	46	Bill Dahlen	New York		4Th Xx	27-26	6		
1913	6Th	65-84	34.5	Bill Dahlen	New York	1982	2Nd	88-74	1	Tommy Lasorda	St. Louis (Wc)
1914	5Th	75-79	19.5	Wilbert Robinson	Boston (Wc)	1983	1St	91-71	+3	Tommy Lasorda	Philadelphia
1915	3Rd	80-72	10	Wilbert Robinson	Philadelphia	1984	4Th	79-83	13	Tommy Lasorda	San Diego
1916	1St	94-60	+2.5	Wilbert Robinson	Brooklyn	1985	1St	95-67	+5.5	Tommy Lasorda	St. Louis
1917	7Th	70-81	26.5	Wilbert Robinson	New York	1986	5Th	73-89	23	Tommy Lasorda	New York (Wc)
1918	5Th	57-69	25.5	Wilbert Robinson	Chicago	1987	4Th	73-89	17	Tommy Lasorda	St. Louis
1919	5Th	69-71	27	Wilbert Robinson	Cincinnati (Wc)	1988	1St	94-67	+7	Tommy Lasorda	Los Angeles (Wc)
1920	1St	93-61	+7	Wilbert Robinson	Brooklyn	1989	4Th	77-83	14	Tommy Lasorda	San Francisco
1921	5Th	77-75	16.5	Wilbert Robinson	New York (Wc)	1990	2Nd	86-76	5	Tommy Lasorda	Cincinnati (Wc)
1922	6Th	76-78	17	Wilbert Robinson	New York (Wc)	1991	2Nd	93-69	1	Tommy Lasorda	Atlanta
1923	6Th	76-78	19.5	Wilbert Robinson	New York	1992	6Th	63-99	35	Tommy Lasorda	Atlanta
1924	2Nd	92-62	1.5	Wilbert Robinson	New York	1993	4Th	81-81	23	Tommy Lasorda	Philadelphia
1925	6Th**	68-87	27	Wilbert Robinson	Pittsburgh (Wc)	1994	1St	58-56	+3.5	Tommy Lasorda	N/A
1926	6Th	71-82	17.5	Wilbert Robinson	St. Louis (Wc)	1995	1St	78-66	+1	Tommy Lasorda	Atlanta (Wc)
1927	6Th	65-88	28.5	Wilbert Robinson	Pittsburgh	1996	2Nd#	90-72	1	Lasorda/Russell	Atlanta
1928	6Th	77-76	17.5	Wilbert Robinson	St. Louis	1997	2Nd	88-74	2	Bill Russell	Florida (Wc)
1929	6Th	70-83	28.5	Wilbert Robinson	Chicago	1998	3Rd	83-79	15	Russell/Glenn Hoffman	San Diego
1930	4Th	86-68	6	Wilbert Robinson	St. Louis	1999	3Rd	77-85	23	Davey Johnson	Atlanta
1931	4Th	79-73	21	Wilbert Robinson	St. Louis (Wc)	2000	2Nd	86-76	11	Davey Johnson	New York
1932	3Rd	81-73	9	Max Carey	Chicago	2001	3Rd	86-76	6	Jim Tracy	Arizona (Wc)
1933	6Th	65-88	26.5	Max Carey	New York (Wc)	2002	3Rd	92-70	6	Jim Tracy	San Francisco
1934	6Th	71-81	23.5	Casey Stengel	St. Louis (Wc)	2003	2Nd	85-77	15.5	Jim Tracy	Florida (Wc)
1935	5Th	70-83	29.5	Casey Stengel	Chicago	2004	1St	93-69	+2	Jim Tracy	St. Louis
1936	7Th	67-87	25	Casey Stengel	New York	2005	4Th	71-91	11	Jim Tracy	Houston
1937	6Th	62-91	33.5	Burleigh Grimes	New York	2006	1St**	88-74	+11.5	Grady Little	St. Louis (Wc)
1938	7Th	69-80	18.5	Burleigh Grimes	Chicago	2007	4Th	82-80	8	Grady Little	Colorado
1939	3Rd	84-69	12.5	Leo Durocher	Cincinnati	2008	1St	84-78	+2	Joe Torre	Philadelphia (Wc)
1940	2Nd	88-65	12	Leo Durocher	Cincinnati (Wc)	2009	1St	95-67	+3	Joe Torre	Philadelphia
1941	1St	100-54	+2.5	Leo Durocher	Brooklyn	2010	4Th	80-82	12	Joe Torre	San Francisco (Wc)
1942	2Nd	104-50	2	Leo Durocher	St. Louis (Wc)	2011	3Rd	82-79	11.5	Don Mattingly	St. Louis (Wc)
1943	3Rd	81-72	23.5	Leo Durocher	St. Louis	2012	2Nd	86-76	8.0	Don Mattingly	San Francisco (Wc)
1944	7Th	63-91	42	Leo Durocher	St. Louis (Wc)	2013	1St	92-70	+11.0	Don Mattingly	St. Louis
1945	3Rd	87-67	11	Leo Durocher	Chicago	2014	1St	94-68	+6.0	Don Mattingly	San Francisco (Wc)
1946	2Nd+	96-60	2	Leo Durocher	St. Louis (Wc)	2015	1St	92-70	+8.0	Don Mattingly	New York
1947	1St	94-60	+5	Clyde Sukeforth/Burt Shotton	Brooklyn	2016	1St	91-71	+4.0	Dave Roberts	Chicago (Wc)
1948	3Rd	84-70	7.5	Durocher/Shotton	Boston	2017	1St	104-58	+11.0	Dave Roberts	Los Angeles
1949	1St	97-57	+1	Burt Shotton	Brooklyn	2018	1St*	92-71	+1.0	Dave Roberts	Los Angeles
1950	2Nd	89-65	2	Burt Shotton	Philadelphia	Totals 1890-2018		10,458-9,408			.526
1951	2Nd+	97-60	1	Charlie Dressen	New York	1900-2018		9,736-8,764			.526
1952	1St	96-57	+4.5	Charlie Dressen	Brooklyn	1958-2018		5,244-4,482			.539
1953	1St	105-49	+13	Charlie Dressen	Brooklyn						
1954	2Nd	92-62	5	Walter Alston	New York (Wc)						
1955	1St	98-55	+13.5	Walter Alston	Brooklyn (Wc)						
1956	1St	93-61	+1	Walter Alston	Brooklyn						
1957	3Rd	84-70	11	Walter Alston	Milwaukee (Wc)						
1958	7Th	71-83	21	Walter Alston	Milwaukee						
1959	1St+	88-68	+2	Walter Alston	Los Angeles (Wc)						

Since 1900: 1St (33), 2Nd (24), 3Rd (15), 4Th (11), 5Th (9), 6Th (16), 7Th (9), 8Th (2)

** Tied

*Tied For First At End Of Regular Season And Won Playoff.

†Tied For First At End Of Regular Season But Lost Playoffs.

‡Won Playoff And World Championship

Wc-World Champions

-Wild Card Berth

X-First Half

Xx-Second Half

Brooklyn/Los Angeles Dodgers Individual Single-Season Records

Batting Records:

Highest Batting Average	393
Babe Herman (1930)	
Highest Slugging Percentage678
Babe Herman (1930)	
Highest On-Base Percentage455
Babe Herman (1930)	
Most Games	**165
Maury Wills (1962)	
Most Games (Brooklyn)	158
Carl Furillo, Gil Hodges (1951)	
Most At-Bats	695
Maury Wills (1962)	
Most At-Bats (Brooklyn)	667
Carl Furillo (1951)	
Most Runs148
Hub Collins (1890)	
Since 1900143
Babe Herman (1930)	
Most Hits241
Babe Herman (1930)	
Most Singles187
Wee Willie Keeler (1899)	
Since 1900179
Wee Willie Keeler (1900)	
Maury Wills (1962)	
Most Doubles52
John Frederick (1929)	
Most Triples26
George Treadway (1894)	
Since 190022
Hy Myers (1920)	
Most Home Runs	
(Left-Handed Batter)49
Shawn Green (2001)	
Most Home Runs	
(Right-Handed Batter)48
Adrian Beltre (2004)	
Most Home Runs At Home25
Gil Hodges (1954)	
Duke Snider (1956)	
Most Home Runs On The Road30
Shawn Green (2001)	
Most Home Runs In One Month15
Duke Snider (August, 1953)	
Pedro Guerrero (June, 1985)	
Most Home Runs, Rookie Season39
Cody Bellinger (2017)	
Most Grand Slams3
Kal Daniels (1990)	
Mike Piazza (1998)	
Adrian Beltre (2004)	
Matt Kemp (2009)	
Chris Taylor (2017)	
Most Extra-Base Hits94
Babe Herman (1930)	
Most Total Bases416
Babe Herman (1930)	
Most Runs Batted In153
Tommy Davis (1962)	
Most Runs Batted In (Brooklyn)142
Roy Campanella (1953)	
Most Walks148
Eddie Stanky (1945)	
Most Strikeouts178
Chris Taylor (2018)	

Most Strikeouts (Brooklyn)115
Dolph Camilli (1941)	
Fewest Strikeouts (150 Games)15
Jim Johnston (1923)	
Most Hit By Pitch20
Hughie Jennings (1900)	
Most Sacrifices	
(including sacrifice flies)39
Jake Daubert (1915)	
Most Sacrifice Hits32
Jim Casey (1907)	
Most Sacrifice Flies	**19
Gil Hodges (1954)	
Most Stolen Bases104
Maury Wills (1962)	
Most Stolen Bases (Brooklyn)88
Monte Ward (1892)	
Since 190067
Jimmy Sheppard (1903)	
Most Stolen Bases of Home7
Pete Reiser (1947)	
Most Pinch-Hits18
Dave Hansen (1993)	
Most Pinch-Hits (Brooklyn)16
Sid Gautreaux (1936)	
Most Pinch-Homers7
Dave Hansen (2000)	
Most Grounded Into Double Plays27
Carl Furillo (1956) and Eric Karros (1996)	
Fewest Grounded Into Double Plays0
Chase Utley (2016 - 512 at-bats)	

Pitching Records:

Most Victories – (Right-Hander)30
Tom Lovett (1890)	
Since 190029
Joe McGinnity (1900)	
Most Victories – (Left-Hander)27
Sandy Koufax (1966)	
Most Victories – (Left-Hander-Brooklyn)	
Nap Rucker (1911)	
.22	
Highest Winning Percentage	
(Los Angeles)933 (14-1)
Phil Regan (1966)	
Highest Winning Percentage	
(Brooklyn)889 (16-2)
Fred Fitzsimmons (1940)	
Highest Winning Percentage	
(20-Game Winner)880 (22-3)
Preacher Roe (1951)	
Lowest Earned Run Average158
Rube Marquard (1916)	
Most Games Lost27
George Bell (1910)	
Most Games	**106
Mike Marshall (1974)	
Most Games (Brooklyn)62
Clem Labine (1956)	
Most Games Started44
Bill Terry (1890)	
George Haddock (1892)	
Brickyard Kennedy (1893)	
Since 190042
Don Drysdale (1963 and 1965)	
Most Complete Games40
Brickyard Kennedy (1893)	
Since 190038
Oscar Jones (1904)	

Most Games Finished83
Mike Marshall (1974)	
Most Games Finished (Brooklyn)47
Clem Labine (1956)	
Most Innings Pitched382.2
Brickyard Kennedy (1893)	
Since 1900377.0
Oscar Jones (1904)	
Most Innings Pitched, Reliever	**208.0
Mike Marshall (1974)	
Most Saves55
Eric Gagné (2003)	
Most Saves (Brooklyn)24
Jim Hughes (1954)	
Most Strikeouts382
Sandy Koufax (1965)	
Most Strikeouts (Brooklyn)262
Dazzy Vance (1924)	
Most Base on Balls151
Bill Donovan (1901)	
Most Hit Batsmen41
Joe McGinnity (1900)	
Most Wild Pitches17
Sandy Koufax (1958)	
Darren Dreifort (2000)	
Most Wild Pitches (Brooklyn)15
Larry Cheney (1916)	
Most Runs Allowed188
Harry McIntyre (1905)	
Most Earned Runs Allowed138
Burleigh Grimes (1925)	
Most Hits Allowed364
Joe McGinnity (1900)	
Most Home Runs Allowed38
Don Sutton (1970)	
Most Home Runs (Brooklyn)35
Don Newcombe (1955)	
Most Shutouts (Left-Hander)11
Sandy Koufax (1963)	
Most Shutouts (Right-Hander)9
Don Sutton (1972)	
Most Shutouts (Brooklyn)7
Burleigh Grimes (1918)	
Whit Wyatt (1941)	

Fielding Records:

Most Putouts1,606
Steve Garvey (1977)	
Most Assists560
Bill Russell (1973)	
Most Total Chances1,669
Steve Garvey (1977)	
Most Double Plays171
Gil Hodges (1951)	
Highest Fielding Average	
(By an Infielder)998
Steve Garvey (1976) 1653 chances	
Highest Fielding Average	
(By an Outfielder, min. 300 chances) ..	1,000
Brett Butler (1991) 380 chances	
Brett Butler (1993) 375 chances	
Fewest Errors	
(By an Infielder)	
Adrián González (2016) 1192 chances	
.2	
(By an Outfielder, min. 300 chances)	
Brett Butler (1991) 380 chances	
.0	
Brett Butler (1993) 375 chances	
Most Errors107
Bill Joyce (1891)	

Los Angeles Individual Single-Season Records (1958-2018)

Batting Records:

Highest Batting Average (Right-Handed).....	362
Mike Piazza (1997)	
Highest Batting Average (Left-Handed).....	328
Wally Moon (1961)	
Highest Slugging Pct. (Left-Handed).....	615
Reggie Smith (1977)	
Highest Slugging Pct. (Right-Handed).....	643
Gary Sheffield (2000)	
Highest On-Base Percentage	438
Wally Moon (1960)	
Gary Sheffield (2000)	
Most Games	**165
Maury Wills (1962)	
Most At-Bats	695
Maury Wills (1962)	
Most Runs	130
Maury Wills (1962)	
Most Hits	230
Tommy Davis (1962)	
Most Singles	179
Maury Wills (1962)	
Most Doubles	49
Shawn Green (2003)	
Most Triples	16
Willie Davis (1970)	
Most Home Runs (Right-Handed)	48
Adrian Beltre (2004)	
Most Home Runs (Left-Handed)	49
Shawn Green (2001)	
Most Home Runs, One Month	15
Pedro Guerrero (June, 1985)	
Most Home Runs At Home	23
Gary Sheffield (2000)	
Adrian Beltre (2004)	
Most Home Runs On The Road	30
Shawn Green (2001)	
Most Grand Slams	3
Kal Daniels (1990)	
Mike Piazza (1998)	
Adrian Beltre (2004)	
Matt Kemp (2009)	
Chris Taylor (2017)	
Most Extra-Base Hits	84
Shawn Green (2001)	
Most Total Bases	376
Adrian Beltre (2004)	
Most Runs Batted In	153
Tommy Davis (1962)	
Most Bases on Balls	110
Jimmy Wynn (1975)	

Most Strikeouts	178
Chris Taylor (2018)	
Fewest Strikeouts (150 Games)	28
Jim Gilliam (1960)	
Most Hit By Pitch	19
Justin Turner (2017)	
Most Sacrifices (including sacrifice flies)	33
Jose Offerman (1993)	
Most Sacrifice Hits	25
Jose Offerman (1993)	
Most Sacrifice Flies	13
Reggie Smith (1978)	
Most Stolen Bases	104
Maury Wills (1962)	
Most Caught Stealing	31
Maury Wills (1965)	
Most Pinch-Hits	18
Dave Hansen (1993)	
Most GIDP	27
Eric Karros (1996)	
Fewest GIDP	0
Chase Utley (2016- 512 AB)	

Most Strikeouts (RHP)	251
Don Drysdale (1963)	
Most Bases On Balls	124
Fernando Valenzuela (1987)	
Chan Ho Park (2000)	
Most Hit Batsmen	20
Don Drysdale (1961)	
Chan Ho Park (2001)	
Most Wild Pitches	17
Sandy Koufax (1958)	
Darren Dreifort (2000)	
Most Runs Allowed	127
Don Sutton (1970)	
Most Earned Runs Allowed	118
Don Sutton (1970)	
Most Hits Allowed	298
Claude Osteen (1967)	
Most Home Runs Allowed	38
Don Sutton (1970)	
Most Shutouts (Left-Hander)	11
Sandy Koufax (1963)	
Most Shutouts (Right-Hander)	9
Don Sutton (1972)	

Pitching Records:

Most Wins (Right-Hander)	25
Don Drysdale (1962)	
Most Wins (Left-Hander)	27
Sandy Koufax (1966)	
Most Wins (Reliever)	16
Ron Perranoski (1963)	
Highest Winning Percentage933 (14-1) Phil Regan (1966)
Lowest Earned Run Average	1.66
Zack Greinke (2015)	
Most Losses	18
Claude Osteen (1968) and Don Sutton (1969)	
Most Games	**106
Mike Marshall (1974)	
Most Games Started	42
Don Drysdale (1963 and 1965)	
Most Complete Games	27
Sandy Koufax (1965 and 1966)	
Most Games Finished (RHP)	83
Mike Marshall (1974)	
Most Games Finished (LHP)	52
Ron Perranoski (1964)	
Most Innings Pitched	335.2
Sandy Koufax (1965)	
Most Innings Pitched, Reliever	**208.0
Mike Marshall (1974)	
Most Saves	55
Eric Gagné (2003)	
Most Strikeouts (LHP)	382
Sandy Koufax (1965)	

Fielding Records:

Most Putouts	1606
Steve Garvey (1977)	
Most Assists	560
Bill Russell (1973)	
Most Total Chances	1669
Steve Garvey (1977)	
Most Double Plays	138
Steve Garvey (1976)	
Highest Fielding Percentage (By an Infielder).....	.998
Steve Garvey (1976) 1653 chances	
Highest Fielding Percentage (By an Outfielder, min. 300 chances) ...	*1.000
Brett Butler (1991) 380 chances	
Brett Butler (1993) 375 chances	
Fewest Errors	2
(By an Infielder).....	
Adrian Gonzalez (2016) 1192 chances	
(By an Outfielder, min. 300 chances).....	*0
Brett Butler (1991) 380 chances	
Brett Butler (1993) 375 chances	
Most Errors	42
Jose Offerman (1992)	

*Co-holds Major League record for an outfielder with 150 or more games

Dodger Rookie Records (1890-2018)

Batting:

Games Played	159
Ted Sizemore (1969)	
At-Bats	638
Steve Sax (1982)	
Runs	127
Johnny Frederick (1929)	
Hits	206
Johnny Frederick (1929)	
Batting Average	353
Fielder Jones (1896)	
Slugging Average	581
Cody Bellinger (2017)	
Singles	146
Steve Sax (1982)	
Doubles	**52
Johnny Frederick (1929)	

Triples	18
Harry Lumley (1904)	
Home Runs	139
Cody Bellinger (2017)	
RBI	112
Mike Piazza (1993)	
Extra-Base Hits	82
Johnny Frederick (1929)	
Total Bases	342
Johnny Frederick (1929)	
Walks	100
Jim Gilliam (1953)	
Strikeouts	170
Joc Pederson (2015)	
Fewest Strikeouts	**17
Buddy Hassett (1936)	

Stolen Bases	49
Steve Sax (1982)	
Sacrifice Hits	*28
Jackie Robinson (1947)	

Pitching:

Games	74
Yhency Brazoban (2005)	
Games Started	36
Henry Schmidt and Oscar Jones (1903)	
Complete Games	32
Joe Yeager (1898)	
Wins	23
Jeff Pfeffer (1914)	
Losses	25
Harry McIntyre (1905)	

Legend for Dodger records: *Major League Record *Co-Holds Major League Record †NL Record †Co-Holds NL Record †Modern NL Record
 ‡Co-Holds Modern NL Record †Major League Record for 162-game season **Bold Type** - Current Dodger

Dodger Rookie Records (1890-2018) (Continued)

Highest Winning Percentage789 (15-4) Joe Black (1952)	Most Hits Allowed340 Harry McIntyre (1905)	Shutouts 8 Fernando Valenzuela (1981)
Lowest ERA1.97 Jeff Pfeffer (1914)	Most Walks Allowed137 Hal Gregg (1944)	Saves 24 Takashi Saito (2006)
Innings324 Oscar Jones (1903)	Strikeouts236 Hideo Nomo (1995)	

Brooklyn/Los Angeles Single-Season Club Batting Records

Highest Batting Average313 (1894) Since 1900304 (1930)	Most Triples130 (1894) Since 190099 (1920)	Most Stolen Bases409 (1892) Since 1900274 (1900)
Most Games165 (1962)	Most Home Runs235 (2018)	Most Hit by Pitch125 (1899) Since 190081 (1900)
Most At-Bats5642 (1982)	Most Grand Slams10 (2004)	Most Left On Base1278 (1947)
Most Runs1021 (1894) Since 1900955 (1953)	Most Pinch-Homers12 (2000)	Most Walks732 (1947)
Most Hits1654 (1930)	Most RBI887 (1953)	Most Intentional BB91 (1956)
Most Extra-Base Hits564 (2018)	Most Total Bases2545 (1953)	Most Strikeouts1436 (2018)
Most Singles1223 (1925)	Highest Slugging Pct.474 (1953)	Fewest Strikeouts318 (1922)
Most Doubles312 (2017)	Highest On-Base Pct.378 (1894) Since 1900366 (1953)	

Los Angeles Single-Season Club Batting Records

Highest Batting Average276 (2006)	Most Grand Slams10 (2004)	Most Hit by Pitch72 (2003)
Most Games165 (1962)	Most Pinch-Hits81 (1992)	Most Walks668 (2000)
Most At-Bats5642 (1982)	Most Pinch-Homers12 (2000)	Most Strikeouts1436 (2018)
Most Runs842 (1962)	Most RBI787 (2006)	Fewest Strikeouts744 (1976)
Most Hits1552 (2006)	Most Total Bases2461 (2018)	Most Sacrifices164 (1964)
Most Singles1128 (1970)	Most Extra-Base Hits564 (2018)	Most Sacrifice Hits120 (1964)
Most Doubles312 (2017)	Highest Slugging Pct.442 (2018)	Most Sacrifice Flies64 (1974)
Most Triples67 (1970)	Highest On-Base Pct.348 (2006)	Fewest GDP79 (1965)
Most Home Runs235 (2018)	Most Stolen Bases198 (1962)	Most Left on Base1224 (2009)

Brooklyn Single-Season Club Batting Records

Highest Batting Average313 (1894)	Most Home Runs208 (1953)	Most Stolen Bases409 (1892)
Most Games157 (1951)	Most Grand Slams8 (1952)	Most Hit by Pitch125 (1899) Since 190081 (1900)
Most At-Bats5574 (1936)	Most Pinch-Homers7 (1932)	Most Walks732 (1947)
Most Runs955 (1953)	Most RBI887 (1953)	Most Intentional Walks91 (1956)
Most Hits1654 (1930)	Most Total Bases2545 (1953)	Most Strikeouts848 (1957)
Most Singles1223 (1925)	Most Extra-Base Hits541 (1953)	Fewest Strikeouts318 (1922)
Most Doubles303 (1930)	Highest Slugging Pct.474 (1953)	
Most Triples130 (1894)	Highest On-Base Pct.378 (1894)	

Brooklyn/Los Angeles Single-Season Club Pitching Records

Most Saves58 (2003)	Most Hits Allowed1608 (1925)	Lowest ERA2.12 (1916)
Most Complete Games135 (1904)	Fewest Hits Allowed1024 (1918)	Most Wild Pitches76 (2009)
Most Innings Pitched1491 (1973)	Fewest Walks Allowed258 (1919)	Most Homers Allowed192 (1999)
Most Runs Allowed1007 (1894)	Most Walks Allowed671 (1946)	Fewest Homers Allowed10 (1902)
Fewest Runs Allowed463 (1918)	Most Strikeouts1565 (2018)	Most Hit Batters75 (2000)
Most Earned Runs Allowed743 (1929)	Fewest Strikeouts216 (1895)	Most Balks30 (1988)
Fewest Earned Runs Allowed336 (1916)	Most Shutouts24 (1963, 1988)	

Los Angeles Single-Season Club Pitching Records

Most Saves58 (2003)	Most Hits Allowed1524 (2006)	Most Homers Allowed192 (1999)
Most Complete Games58 (1965)	Fewest Walks Allowed356 (1966)	Fewest Homers Allowed65 (1968)
Most Innings Pitched1491 (1973)	Most Walks Allowed614 (1959)	Most Hit Batters75 (2000)
Most Runs Allowed787 (1999)	Most Strikeouts1565 (2018)	Most Balks30 (1988)
Fewest Runs Allowed490 (1966)	Fewest Strikeouts747 (1976)	Most Intentional Walks101 (1967)
Most Earned Runs Allowed718 (1999)	Most Shutouts24 (1963, 1988)	Fewest Intentional Walks9 (1974)
Fewest Earned Runs Allowed425 (1966)	Lowest ERA2.62 (1966)	
Fewest Hits Allowed196 (1972)	Most Wild Pitches76 (2009)	

Brooklyn Single-Season Club Pitching Records

Most Saves37 (1955)	Most Hits Allowed1608 (1925)	Most Homers Allowed171 (1956)
Most Complete Games135 (1904)	Fewest Walks Allowed258 (1919)	Fewest Homers Allowed10 (1902)
Most Innings Pitched1433 (1940)	Most Walks Allowed671 (1946)	Most Hit Batters68 (1903)
Most Runs Allowed1007 (1894)	Most Strikeouts891 (1957)	Most Balks12 (1950)
Fewest Runs Allowed463 (1918)	Fewest Strikeouts216 (1895)	
Most Earned Runs Allowed743 (1929)	Most Shutouts22 (1906, 1916)	
Fewest Earned Runs Allowed336 (1916)	Lowest ERA2.12 (1916)	
Fewest Hits Allowed1024 (1918)	Most Wild Pitches70 (1894)	

Brooklyn/Los Angeles Single-Season Club Fielding Records

Highest Fielding Pct.988 (2004, 2015)	Fewest Assists1367 (2017)	Most Double Plays 198 (1958)
Lowest Fielding Pct.924 (1891)	Most Total Chances 6550 (1982)	Fewest Double Plays 73 (1891, 1906)
Since 1900937 (1905)	Fewest Total Chances 5845 (1938)	Fewest Passed Balls 4 ('33, '51, '53-54)
Most Putouts4480 (2005)	Most Errors 432 (1891)	Most Passed Balls71 (1892)
Fewest Putouts3992 (1938)	Since 1900408 (1905)	Most Consecutive Errorless Games
Most Assists1946 (1982)	Fewest Errors73 (2004)13 (June 14-26, 2015)

Los Angeles Single-Season Club Fielding Records

Highest Fielding Pct.988 (2004, 2015)	Most Total Chances 6550 (1982)	Most Passed Balls24 (1973)
Lowest Fielding Pct.970 (1962)	Fewest Total Chances 5882 (1961)	Fewest Passed Balls5 (2007, 2009)
Most Putouts4480 (2005)	Most Errors193 (1962)	Most Consecutive Errorless Games
Fewest Putouts4105 (1958)	Fewest Errors73 (2004)13 (June 14-26, 2015)
Most Assists1946 (1982)	Most Double Plays 198 (1958)	
Fewest Assists1367 (2017)	Fewest Double Plays 101 (2016)	

Brooklyn/Los Angeles Club General Records

Most Games Played165 (1962)	Fewest Games Lost at Home:	Worst Road Winning Percentage:
Most Games Won:	Brooklyn 17 (1953)	Brooklyn250 (19-57, 1905)
Brooklyn 105 (1953)	Los Angeles24 (2017)	Los Angeles321 (26-55, 1992)
Los Angeles104 (2017)	Most Games Lost at Home:	Most Night Games Won:
Most Games Lost:	Brooklyn 50 (1908)74 (2017)
Brooklyn 105 (1905)	Los Angeles44 (1992, 99)	Most Extra-Inning Games:
Los Angeles99 (1992)	Best Winning Percentage at Home:	Brooklyn25 (1910)
Best Winning Percentage:	Brooklyn779 (60-17, 1953)	Record: 10-14-1
Brooklyn682 (105-49, 1953)	Los Angeles704 (57-24, 2017)	LA 27 (1967)
Los Angeles642 (104-58, 2017)	Worst Winning Percentage at Home:	Record: 10-17
Worst Winning Percentage:	Brooklyn351 (27-50, 1908)	Most Extra-Inning Games Won:
Brooklyn316 (48-104, 1905)	Los Angeles457 (37-44, 1992, 99)15 (1973)
Los Angeles389 (63-99, 1992)	Most Games Won on the Road:	Most Extra-Inning Games Lost:
Most Games Won in a Month:	Brooklyn 51 (1952)17 (1967)
Brooklyn25 (July 1947, Aug. 1953)	Los Angeles 50 (1974)	Most Wins from a Club at Home:
Los Angeles23 (Aug. 2013)	Fewest Games Won on the Road:16 vs. Pittsburgh (1890)**
Most Games Lost in a Month:	Brooklyn19 (1905)	Most Wins from a Club on the Road:
Brooklyn27 (Sept. 1908)	Los Angeles26 (1992)11 vs. Philadelphia (1945)*
Los Angeles20 (July 1968,	Most Games Lost on the Road:	Most Years Played:
June 79, Sept.-Oct. 92)	Brooklyn57 (1905)	Zack Wheat (1909-1926) and
Most Games Won at Home:	Los Angeles55 (1992)	Bill Russell (1969-1986)18
Brooklyn60 (1953)	Fewest Games Lost on the Road:	Most Postponed Games:
Los Angeles57 (2017)	Brooklyn24 (1952)	Brooklyn20 (1952)
Fewest Games Won at Home:	Los Angeles31 (1974, 88)	Los Angeles8 (1976)
Brooklyn27 (1908)	Best Winning Percentage on the Road:	Most Players Used in a Season:
Los Angeles37 (1992, 99)	Brooklyn680 (51-24, 1952)	Brooklyn55 (1944)
	Los Angeles617 (50-31, 1974)	Los Angeles55 (2015, 2016)
		Most Come-From Behind Wins:
		Brooklyn52 (1953)
		Los Angeles53 (2004)

Brooklyn/Los Angeles Consecutive Records

Individual Pitching:	Strikeouts, 1st Major League Game: 6	Most Saves Converted**84
Shutout Innings:**59	Karl Spooner	Eric Gagné
Orel Hershiser (Aug. 30-Sept. 28, '88)	(Sept. 22, 1954 vs. New York Giants)	(Aug. 28, 2002 - July 3, 2004)
Shutouts:**6	Pete Richert	
Don Drysdale (May 14-June 4, 1968)	(April 12, 1962 vs. Cincinnati)	Individual Batting:
Games Pitched, Reliever:13	Strikeouts at the Start of a Game:9	Hitting Streak
Mike Marshall (June 18-July 3, 1974)	Aaron Harang	Brooklyn29
Games Won in a Season:	(April 13, 2012 vs. San Diego)	Zack Wheat (Aug. 20-Sept. 16, 1916)
Los Angeles:13	Most Strikeouts, 2 Consec. Games:31	Los Angeles31
Phil Regan (May 17-Sept. 23, 1966)	Sandy Koufax (Aug. 24 and 31, 1959)	Willie Davis (Aug. 1-Sept. 3, 1969)
Brooklyn:15	Most Strikeouts, 3 Consec. Games:41	Reached Base Safely in a Game:7
Dazzy Vance (July 11-Sept. 18, 1924)	Sandy Koufax	Cookie Lavagetto
Wins in a Season (Starting Pitcher):	(Aug. 24, 31 and Sept. 6, 1959)	(Sept. 23, 1939 at Philadelphia)
Los Angeles:12	Most Strikeouts, 4 Consec. Games:50	Reached Base Safely:14
Burt Hooton (July 24 - Sept. 26, 1975)	Hideo Nomo	Pedro Guerrero (July 23-26, 1985)
Clayton Kershaw (May 6-Sept. 1, 2017)	(June 14, 19, 24 and 29, 1995)	Hits
Losses in a Season:	Most Walks, Inning6	Brooklyn10
Los Angeles:11	Brickyard Kennedy	Edward Konetchy
Rick Honeycutt (May 18-Aug. 22, 1987)	(Aug. 31, 1900 - 2nd inning)	(June 28, 29 and July 1, 1919)
Brooklyn:14	Most Strikeouts, 1st 2 Innings7	Los Angeles10
James Pastorius (1908)	Darren Dreifort	Andre Ethier (Aug. 22-25, 2012)
Strikeouts in a Game:9	(May 22, 2003 vs. Colorado)	Hits, 3 Games:12
Aaron Harang	Most Saves, Consecutive Games6	Wee Willie Keeler (June 19-21, 1901)
(April 13, 2012 vs. San Diego)	Eric Gagné (May 16-22, 2003)	Milton Stock (June 30 - July 2, 1925)
Strikeouts in a Game by a Reliever:6	Most Saves, One Season55±	Rafael Furcal (May 13-15, 2007)
Pete Richert	Eric Gagné (2003)	Hits, 4 Games:16
(April 12, 1962 vs. Cincinnati)	Games Pitched, No Homers104	Milton Stock
Ron Perranoski	Joe Beimel (2008)	(June 30, July 1, 2 and 3, 1925)
(Sept. 12, 1966 vs. New York Mets)		

Brooklyn/Los Angeles Consecutive Records (Continued)

<p>Extra-Base Hits: 5 Steve Garvey (Aug. 28, 1977 vs. St. Louis)</p> <p>Games with a Home Run: 5 Roy Campanella (June 11-17, 1950) Shawn Green (July 21-25, 2001) Matt Kemp (Sept. 28-Oct. 3, 2010) Joc Pederson (May 31-June 3, 2015)</p> <p>Home Runs, Three Games *7 Shawn Green (May 23-25, 2002)</p> <p>Games Played: 1,107 Steve Garvey (Sept. 3, 1975-end of 1982 season)</p> <p>Years Played All Games: 7 Steve Garvey (1976-1982)</p> <p>Stolen Bases: 38 Davey Lopes (June 10-Aug. 24, 1975)</p> <p>Games With Run Scored: 13 Zack Wheat (Aug. 18-Aug. 28, 1925)</p>	<p>Club Batting:</p> <p>Games with a Homer: 24 (June 18-July 10, 1953)</p> <p>Batters Reached Safely in an Inning: *19 (May 21, 1952 vs. Cincinnati)</p> <p>Hits, Game: *12 (June 23, 1930 vs. Pittsburgh 6th and 7th innings)</p> <p>Hits in an Inning: *10 (June 23, 1930 vs. Pittsburgh, 6th inn.)</p> <p>Home Runs in an Inning: *4 (Sept. 18, 2006 vs. San Diego, 9th inn.)</p> <p>Club General:</p> <p>Games Won: 15 Brooklyn: (Aug. 29-Sept. 6, 1924)</p>	<p>Los Angeles: 13 (May 21-June 1, 1962 and Sept. 16-30, 1965)</p> <p>Games Lost: Brooklyn: 16 (1944) Los Angeles: 11 (Sept. 2-11, 2017)</p> <p>Games Won From a Club on the Road: *18 vs. Pittsburgh (1945-1946)</p> <p>Doubleheaders Won in a Season: *4 (Sept. 1-4, 1924)</p> <p>Games with at Least One Double Play: 23 (Aug. 7-27, 1952)</p>
--	--	---

Brooklyn/Los Angeles Single-Game Records

<p>Club General:</p> <p>Longest Game by Innings: 26 May 1, 1920 at Boston Braves (Dodgers and Braves tied 1-1)</p> <p>Longest game in Major League History Los Angeles: 22 June 3, 1989 at Houston (Astros won 5-4) Aug. 23, 1989 at Montreal (Dodgers won 1-0)</p> <p>Longest Game by Innings at Home: 19 May 24, 1973 vs. New York (Mets won 7-3)</p> <p>Longest 9-Inn. Home Game, Time: 4:19 June 25, 2017 vs. Colorado</p> <p>Longest 9-Inn. Road Game, Time: *4:27 Oct. 5, 2001 at San Francisco</p> <p>Longest Extra-Inn. Road Game, Time: 7:14 June 3, 1989 at Houston Longest night game in N.L. history</p> <p>Longest Extra-Inn. Home Game, Time: 5:42 May 24, 1973 vs. New York</p> <p>Shortest Road Game, Time: 0:55 Sept. 21, 1919 at Cincinnati</p> <p>Shortest Home Game, Time: 1:30 May 20, 1972 vs. Houston</p> <p>Most Players Used: 28 Sept. 13, 1982 vs. San Diego 16 innings Sept. 15, 2015 vs. Colorado 16 innings (NL record for an extra-inning game)</p> <p>9-Inning Game: 26 Oct. 6, 1985 vs. Cincinnati</p> <p>Club Pitching:</p> <p>Most Strikeouts: 26 (June 2, 2017 at MIL.) – 12 Innings 9-Inning Game: 18 7 times; last time: May 15, 2015 vs. Colorado</p> <p>Most Walks Allowed: 17 April 30, 1944 at New York Giants Los Angeles: 16 (June 29, 1962 vs. New York)</p> <p>Most Runs Allowed: 28 (Aug. 25, 1891 vs. Chicago) Since 1900: 26 (April 30, 1944 vs. New York Giants) Los Angeles: 20 (May 20, 1967 at Chicago) (May 5, 2001 at Chicago)</p> <p>Most Runs Allowed – Inning: 13 June 25, 1910 at Boston – 1st Inn. Los Angeles: 11 April 23, 1999 vs. St. Louis – 3rd Inn.</p> <p>Most Hits Allowed: 27 June 8, 1940 at Cincinnati Los Angeles: 26 May 13, 1958 vs. San Francisco July 17, 2007 vs. Philadelphia</p>	<p>No-Hitters: 23 Last time: Walker Buehler, Tony Cingrani, Yimi Garcia and Adam Liberatore (May 4, 2018 at San Diego in Mexico)</p> <p>Opponent No-Hitters: 22 Last time – Jake Arrieta Aug. 30, 2015 vs. Chicago</p> <p>Most Pitchers Used: 11 Sept. 15, 2015 vs. Colorado (16 innings) 9-Inning Game: 8 Several times, last: Oct. 4, 2015 vs. SD</p> <p>Most Pitchers Used in an Inning: 5 May 21, 1927 vs. Chicago (9th Inning) Aug. 26, 1987 vs. N.Y. (8th Inning) Sept. 16, 1991 vs. Cin. (9th Inning)</p> <p>Club Batting:</p> <p>Most At-Bats: 85 May 1, 1920 at Boston (26 innings) Los Angeles: 80 Aug. 23, 1989 at Mtl. (22 innings)</p> <p>Most Hits: 28 June 23, 1930 at Pittsburgh and Aug. 22, 1917 vs. Pit. (22 innings) Los Angeles: 25 May 19, 2006 vs. Los Angeles (AL) June 27, 2011 at Minnesota</p> <p>Most Hits in an Inning: 12 May 21, 1952 vs. Cincinnati</p> <p>Most Runs: 25 May 20, 1896 vs. Pittsburgh Sept. 23, 1901 vs. Cincinnati Los Angeles: 22 July 21, 2001 at Colorado</p> <p>Most Runs in an Inning: 15 May 21, 1952 vs. Cincinnati (1st inn.) Los Angeles: 10 June 28, 1969 at San Diego (3rd inn.) July 4, 1971 vs. San Fran. (8th inn.) Sept. 13, 1977 vs. San Diego (2nd inn.) May 6, 2005 at Cincinnati (1st inn.) April 26, 2008 vs. Colorado (1st inn.)</p> <p>Most Doubles: 9 July 24, 1894 vs. Boston June 4, 1939 vs. Philadelphia</p> <p>Most Triples: 5 Aug. 23, 1902 vs. Pittsburgh July 7, 1921 vs. New York July 25, 2014 at San Francisco</p> <p>Most Bases-Loaded Triples: 2 Aug. 25, 1917 and May 24, 1953</p> <p>Most Triples in an Inning: 4 Aug. 23, 1902 vs. Pit. (3rd Inning)</p> <p>Most Home Runs: 8 May 25, 2002 at Milwaukee Brooklyn: 6 June 28, 1924 vs. Philadelphia</p> <p>Most Home Runs, Inning: 4 4 times, last: Sept. 5, 2016 vs. Arizona</p>	<p>Most Grand Slams: 2 Sept. 23, 1901 at Cincinnati Aug. 23, 1985 at Montreal May 21, 2000 at Florida</p> <p>Most RBI, Inning: 15 May 21, 1952 vs. Cincinnati</p> <p>Most Total Bases: 48 Aug. 20, 1974 vs. Chicago Brooklyn: 46 Sept. 23, 1939 at Philadelphia</p> <p>Most Stolen Bases: 8 Aug. 22, 1948 vs. Boston Aug. 24, 1974 vs. St. Louis</p> <p>Most Reaching Base Safely in an Inn.: 19 May 21, 1952 vs. Cincinnati</p> <p>Most Walks: 17 Aug. 27, 1903 vs. Philadelphia</p> <p>Most Hit Batters: 4 July 17, 1900 vs. New York Giants April 24, 2005 at Colorado July 3, 2006 vs. Arizona</p> <p>Most Pinch-Hits: *6 Sept. 9, 1926 vs. Philadelphia</p> <p>Most Pinch-Hitters: *9 Sept. 22, 1959 vs. St. Louis Sept. 1, 1982 vs. St. Louis (13 inn.) Sept. 8, 1985 vs. New York (14 inn.)</p> <p>Most Pinch-Hitters in an Inning: 6 Sept. 24, 2002 vs. Colorado</p> <p>Most Sacrifice Hits in an Inning: *3 May 23, 1972 vs. San Francisco</p> <p>Most Runners Left on Base: 25 July 27, 1990 vs. Atlanta Brooklyn: 20 Aug. 21, 1954 vs. Milwaukee 9-Inning Game: 17 April 11, 1977 vs. Atlanta</p> <p>Most Grounded Into Double Plays: 5 May 24, 1973 vs. New York Sept. 24, 2004 at San Francisco Sept. 8, 2009 at Arizona Aug. 27, 2015 at CIN</p> <p>Most Plate App. without a Walk: *81 Aug. 23, 1989 at Montreal</p> <p>Largest Winning Margin: 20 May 24, 1892 vs. Washington (Dodgers won 24-4) Los Angeles: 19 June 28, 1969 vs. San Diego (Dodgers won 19-0)</p> <p>Largest Losing Margin: 21 June 8, 1940 vs. Cincinnati (Dodgers lost 23-2) Los Angeles: 19 May 5, 2001 at Chicago (Dodgers lost 20-1)</p> <p>Biggest Shutout Victory: 19-0 (June 28, 1969 at San Diego)</p> <p>Biggest Shutout Loss: 18-0 (Aug. 8, 1965 at Cincinnati)</p>
--	--	--

Brooklyn/Los Angeles Single-Game Records (Continued)

Club Fielding:

Most Putouts (Extra Innings): 78
 May 1, 1920 at Boston

Most Assists (Extra Innings): 37
 Aug 17, 1902 vs. St. Louis

Most Double Plays: 6
 Aug 5, 1956 vs. St. Louis
 July 30, 2017 vs. San Francisco

Most Errors (Los Angeles): 7
 Sept. 4, 1972 vs. Cincinnati
 Sept. 11, 1992 vs. San Francisco
 Sept. 1, 1995 vs. Montreal

Individual Pitching:

Most Innings Pitched: *26
 Leon Cadore (May 1, 1920 at Boston)
 Los Angeles: 13
 Don Drysdale (May 22, 1959 vs. S.F.)
 Sandy Koufax (May 28, 1960 at Chi.)

Most Strikeouts in an Inning: *4
 Pete Richert (April 12, 1962 vs. Cin.)
 Don Drysdale (April 17, 1965 vs. Philadelphia)
 Darren Dreifort (May 22, 2003 vs. Colorado)
 Brad Penny (Sept. 23, 2006 vs. Arizona)
 Zack Greinke (July 25, 2014 at S.F.)

Kenley Jansen (May 15, 2015 vs. COL)
 Sergio Santos (May 16, 2015 vs. COL)

Most Strikeouts in a Game
 Los Angeles: 18
 Sandy Koufax
 (Aug. 31, 1959 vs. San Francisco and
 April 24, 1962 at Chicago);
 Ramon Martinez (June 4, 1990 vs. Atlanta)

Brooklyn: 16
 Nap Rucker (1909)

Strikeouts, First Major League Game: *15
 Karl Spooner (Sept. 22, 1954 vs. NYG)

3 Strikeouts on 9 Pitches - Inning:
 D.C. Patty Ragan
 (Oct. 5, 1914 vs. Boston Braves - 8th);
 Dazzy Vance
 (Sept. 14, 1924 vs. Cincinnati - 3rd);
 Sandy Koufax
 (June 30, 1962 vs. New York - 1st;
 April 18, 1964 at Cincinnati - 3rd)
 Todd Worrell
 (Aug. 12, 1995 vs. Pittsburgh - 9th)

Kenley Jansen
 (May 18, 2017 vs. Miami - 9th)
 Zac Rosscup
 (Aug. 19, 2018)

Most Wild Pitches: 5
 Larry Cheney (July 9, 1918 at St. Louis)

Most Walks Allowed: 11
 Harry McIntyre (Aug. 9, 1906 vs. Chicago)
 Sandy Burk (Sept. 23, 1910 vs. St. Louis)
 Van Lingle Mungo (June 9, 1932 vs. PHI)
 Hal Gregg (June 15, 1944 vs. NYG - 15 inn.)

Most Hits Allowed: 23
 Jeff Pfeffer (June 1, 1919 vs. PHI-19 inn.)

Most Home Runs Allowed: 6
 Hollis Thurston (Aug. 13, 1932 at NYG)

Most Home Runs, Inning: 4
 Ben Wade (May 28, 1954 at NYG- 8th inn)

Individual Batting:

Most At-Bats: 10
 Leon Cadore
 (May 1, 1920 at Boston, 26 innings)
 Jimmy Johnston
 (May 1, 1920 at Boston, 26 innings)
 Bernie Neis
 (May 1, 1920 at Boston, 26 innings)
 Ivy Olson (May 1, 1920 at BSN, 26 innings)

Chuck Ward (May 1, 1920 at BSN, 26 inn.)
 John Shelby (June 3, 1989 at HOU, 22 inn.)

Most Runs Scored: *6
 Shawn Green .. (May 23, 2002 at Milwaukee)

Most Hits: 6
 George Cutshaw ... (Aug. 9, 1915 at Chicago)
 Jack Fournier. (June 29, 1923 at Philadelphia)
 John DeBerry (June 23, 1929 vs. NYG, 14 inn.)
 Walter Gilbert (May 30, 1931 at NYG)
 Cookie Lavagetto (Sept. 23, 1939 at PHI)
 Willie Davis (May 24, 1973 vs. NYM-19 inn.)
 Paul Lo Duca. (May 28, 2001 vs. COL - 11 inn.)
 Shawn Green .. (May 23, 2002 at Milwaukee)
 Chase Utley (July 6, 2016 vs. BAL - 14 inn.)

Most Hits, 1st Game in the Majors: 4
 Casey Stengel ... (Sept. 17, 1912 at Pittsburgh)

Most Singles: 6
 Willie Davis. (May 24, 1973 vs. New York)

Most Doubles: 3
 By many players: Last time:
Justin Turner (Aug. 14, 2018 vs. SF)

Most Triples: 3
 Jimmy Sheppard (April 18, 1901 vs. PHI)
 Yasiel Puig (July 25, 2014 at SF)

Most Triples in an Inning: 2
 Bill Dahlen (Aug. 30, 1900-8th inning)

Most Home Runs: *4
 Gil Hodges (Aug. 31, 1950 vs. Boston)
 Shawn Green .. (May 23, 2002 at Milwaukee)

Consecutive Home Runs: 3
 Gene Hermanski... (Aug. 4, 1948 vs. Chicago)
 Duke Snider. (May 30, 1950 at Cincinnati)
 Roy Campanella (Aug. 26, 1950 at Cincinnati)
 Tom Brown. (Sept. 18, 1950 vs. Chicago)
 Shawn Green .. (May 23, 2002 at Milwaukee)
 Hee-Seop Choi (June 12, 2005 vs. Minnesota)
 Juan Uribe. (Sept. 9, 2013 vs. Arizona)
 Adrián González (April 8, 2015 vs. SD)

Corey Seager . (June 3, 2016 vs. Atlanta)

Most Extra-Base Hits: *5
 Steve Garvey (Aug. 28, 1977 vs. St. Louis)
 Shawn Green .. (May 23, 2002 at Milwaukee)

Most Total Bases: *19
 Shawn Green .. (May 23, 2002 at Milwaukee)
 Brooklyn 17
 Gil Hodges (Aug. 31, 1950 vs. Boston)

Most RBI: 9
 Gil Hodges (Aug. 31, 1950 vs. BOS)
 James Loney ... (Sept. 28, 2006 at Colorado)

Most RBI in an Inning: 5
 Jeff Kent (May 6, 2005 at Cincinnati)

Matt Kemp (April 28, 2008)
 Dusty Baker (Sept. 13, 1977)

Most Stolen Bases: 5
 Davey Lopes (Aug. 24, 1974 vs. St. Louis)

Most Hit by Pitch (Los Angeles). *3
 Nomar Garciaparra July 3, 2006

Most Sacrifice Hits: 4
 Jake Daubert . (Aug. 15, 1914 vs. Philadelphia)

Most Walks: 5
 Gene Hermanski (Sept. 22, 1949 vs. St. Louis)
 Greg Brock (May 17, 1983 at Montreal)

Most Strikeouts: 5
 Bill Russell (June 9, 1971 vs. Philadelphia)
 Darryl Strawberry .. (May 1, 1991 at Montreal)
 Andruw Jones (July 12, 2008 vs. Florida)

Reached Base Safely: 7
 Cookie Lavagetto (Sept. 23, 1939 at PHI)

Reached Base Safely in an Inning: *3
 Pee Wee Reese . (May 21, 1952 vs. Cincinnati)

Individual Fielding:

Most Assists:
 By an Infielder: 13
Chase Utley ... (May 22, 2016 at San Diego)

By a Catcher: 7
 Bill Bergen (Aug. 23, 1909 vs. St. Louis)
 By a Pitcher: 13
 Leon Cadore (May 1, 1920 at BOS, 26 INN)

Most Assists in an Inning:

By a Pitcher: 3
 Steve Wilson ... (Aug. 25, 1992 vs. Pittsburgh)
 Zack Greinke (June 13, 2015 at SD)

Clayton Kershaw . (July 18, 2017 at CWS)

Scott Alexander (June 5, 2018 at PIT)

By a Catcher 3
 Bruce Edwards (Aug. 15, 1946 vs. NYG)
 A.J. Ellis (May 23, 2014 at PHI)

Most Chances:

By an Infielder: 16
 Phil Lewis (July 20, 1905 vs. Cincinnati)

Chase Utley

By a Third Baseman: 13
 Tony Cuccinello . (July 12, 1934 vs. Cincinnati)
 By a First Baseman: 31
 Ed Konetchy ... (May 1, 1920 at BOS - 26 inn.)

Nine-inning game

Jake Daubert (May 6, 1910 at BOS)
 By a Catcher: 26

Yasmani Grandal

June 2, 2017 at Milwaukee - 12 Inn.,
 (NL record for an extra-inning game)

By a Pitcher: 13
 Leon Cadore (May 1, 1920 at BOS-26 inn)
 Elmer Stricklett
 (Sept. 11, 1906 vs. Philadelphia)

Most Putouts:

Brooklyn: 30
 Ed Konetchy (May 1, 1920 at BOS-26 inn.)

Los Angeles: 26
Yasmani Grandal . (June 2, 2017 at MIL - 12 inn.)

Most Double Plays

..... 5
 Teddy Martinez Aug. 21, 1977 at Chicago
 Olmedo Saenz . (July 26, 2006 vs. San Diego)

Most Runners Caught Stealing


..... 6
 Bill Bergen Aug. 23, 1909 vs. St. Louis

Most Errors:

..... 5
 Phillip Lewis ... (July 20, 1905 vs. Cincinnati)
 Charlie Babb ... (June 20, 1904 vs. NY Giants)

Most Errors, Inning:

..... 3
 Davey Lopes (June 2, 1973 vs. Montreal - 1st)
 Jose Offerman (May 9, 1995 at SD - 4th)



Brooklyn/Los Angeles Career Top 5 - Fielding

First Base: Garvey, Steve .996 Parker, Wes .996 González, Adrián .995 Murray, Eddie .995 Loney, James .994	Third Base: Uribe, Juan .978 Blake, Casey .966 Turner, Justin .966 Cox, Billy .964 Wallach, Tim .964	Outfield: Butler, Brett .996 Rosen, Goody .991 Pederson, Joe .991 Baker, Dusty .987 Pierre, Juan .987	Pitcher: Fitzsimmons, Freddie .985 Davis, Curt .985 Perez, Odalis .980 Ruether, Dutch .979 Vance, Dazzy .979
Second Base Robinson, Jackie .983 Grudzielanek, Mark .983 Cora, Alex .981 Neal, Charlie .980 Deshields, Delino .980	Shortstop: Izturis, Cesar .980 Seager, Corey .971 Anderson, Dave .970 Cora, Alex .969 Furcal, Rafael .967	Catcher: Ellis, A.J. .997 Grandal, Yasmani .995 Haller, Tom .991 Lo Duca, Paul .991 Martin, Russell .990	Minimum: 300 Games For Each Position Except Pitcher. Pitcher Minimum: 200 Total Chances.

Brooklyn/Los Angeles Single Season Fielding

First Base: Garvey, Steve 1981, .999 Parker, Wes 1968, .999 González, Adrián 2016, .998 Garvey, Steve 1976, .998 Bellinger, Cody 2018, .997	Third Base: Uribe, Juan 2013, .983 Beltre, Adrian 2004, .978 Cey, Ron 1979, .977 Wallach, Tim 1995, .976 Blake, Casey 2009, .973	Outfield: Butler, Brett 1991, 1.000 Butler, Brett 1993, 1.000 Ethier, Andre 2011, 1.000 Roberts, Dave 2002, 1.000 Grissom, Marquis 2001, 1.000 Landreaux, Ken 1981, 1.000	Pitcher: Vance, Dazzy 1928, 1.000 Casey, Hugh 1939, 1.000 Davis, Curt 1942, 1.000 Hatten, Joe 1947, 1.000 Fitzsimmons, F. 1939, 1.000 Ruether, Dutch 1922, 1.000
Second Base Ellis, Mark 2012, .994 Reed, Jody 1993, .993 Robinson, Jackie 1951, .992 Kendrick, Howie 2015, .990	Shortstop: Izturis, Cesar 2004, .985 Rollins, Jimmy 2015, .983 Izturis, Cesar 2002, .979 Seager, Corey 2017, .979 Wills, Maury 1971, .978	Catcher: Grandal, Yasmani 2015, .997 Ellis, A.J. 2013, .997 Barajas, Rod 2011, .997 Ferguson, Joe 1973, .996	Pitchers Listed By Most Total Chances, No Errors. Catchers Minimum: Played At Least Half Of Team's Games.

Minimums: Played At Least 2/3 Of Team's Games For Each Position Except Catcher And Pitcher.

Brooklyn/Los Angeles Career Top 10 - Batting

Games: Wheat, Zack 2,322 Russell, Bill 2,181 Reese, Pee Wee 2,166 Hodges, Gil 2,006 Gilliam, Jim 1,956 Davis, Willie 1,952 Snider, Duke 1,923 Furillo, Carl 1,806 Garvey, Steve 1,727 Karros, Eric 1,601	Doubles: Wheat, Zack 464 Snider, Duke 343 Garvey, Steve 333 Reese, Pee Wee 330 Furillo, Carl 324 Davis, Willie 321 Gilliam, Jim 304 Ethier, Andre 303 Karros, Eric 302 Hodges, Gil 294	Total Bases: Wheat, Zack 4,003 Snider, Duke 3,669 Hodges, Gil 3,357 Davis, Willie 3,094 Reese, Pee Wee 3,038 Garvey, Steve 3,004 Furillo, Carl 2,922 Karros, Eric 2,740 Gilliam, Jim 2,530 Russell, Bill 2,471	Walks: Reese, Pee Wee 1,210 Gilliam, Jim 1,036 Hodges, Gil 925 Snider, Duke 893 Cey, Ron 765 Robinson, Jackie 740 Wheat, Zack 632 Lopes, Davey 603 Camilli, Dolph 584 Scioscia, Mike 567
At-Bats: Wheat, Zack 8,859 Reese, Pee Wee 8,058 Davis, Willie 7,495 Russell, Bill 7,318 Gilliam, Jim 7,119 Hodges, Gil 6,881 Snider, Duke 6,640 Garvey, Steve 6,543 Furillo, Carl 6,378 Wills, Maury 6,156	Triples: Wheat, Zack 171 Davis, Willie 110 Myers, Hy 97 Daubert, Jake 87 Snider, Duke 82 Hummel, John 82 Reese, Pee Wee 80 Sheckard, Jimmy 76 Daly, Tom 76 Johnston, Jimmy 73	Extra-Base Hits: Snider, Duke 814 Wheat, Zack 766 Hodges, Gil 703 Davis, Willie 585 Karros, Eric 582 Garvey, Steve 579 Furillo, Carl 572 Reese, Pee Wee 536 Ethier, Andre 499 Kemp, Matt 476	Slugging Pct. (1,800+ AB): Sheffield, Gary .573 Piazza, Mike .572 Herman, Babe .557 Snider, Duke .553 Fournier, Jack .552 Guerrero, Pedro .512 Green, Shawn .510 Mondesi, Raul .508 Campanella, Roy .500 Camilli, Dolph .497
Runs: Reese, Pee Wee 1,338 Wheat, Zack 1,255 Snider, Duke 1,199 Gilliam, Jim 1,163 Hodges, Gil 1,088 Davis, Willie 1,004 Robinson, Jackie 947 Furillo, Carl 895 Griffin, Mike 882 Wills, Maury 876	Home Runs: Snider, Duke 389 Hodges, Gil 361 Karros, Eric 270 Campanella, Roy 242 Cey, Ron 228 Garvey, Steve 211 Kemp, Matt 203 Furillo, Carl 192 Piazza, Mike 177 Guerrero, Pedro 171	Batting Avg. (1,800+ AB): Keeler, Wee Willie .360 Herman, Babe .339 Fournier, Jack .337 Piazza, Mike .331 Wheat, Zack .317 Mota, Manny .315 Jones, Fielder .313 Sheffield, Gary .312 Robinson, Jackie .311 Walker, Dixie .311	Pinch-Hits: Hansen, Dave 110 Mota, Manny 106 Gwynn, Chris 52 Saenz, Olmedo 49 Snider, Duke 43 Webster, Mitch 43 Ethier, Andre 40 Sharperson, Mike 39 Hatcher, Mickey 38 Monday, Rick 34
Hits: Wheat, Zack 2,804 Reese, Pee Wee 2,170 Davis, Willie 2,091 Snider, Duke 1,995 Garvey, Steve 1,968 Russell, Bill 1,926 Furillo, Carl 1,910 Gilliam, Jim 1,889 Hodges, Gil 1,884 Wills, Maury 1,732	RBI: Snider, Duke 1,271 Hodges, Gil 1,254 Wheat, Zack 1,223 Furillo, Carl 1,058 Garvey, Steve 992 Karros, Eric 976 Reese, Pee Wee 885 Campanella, Roy 856 Davis, Willie 849 Cey, Ron 842	Stolen Bases: Wills, Maury 490 Lopes, Davey 418 Davis, Willie 335 Daly, Tom 298 Sax, Steve 290 Griffin, Mike 264 Reese, Pee Wee 232 Sheckard, Jimmy 212 Gilliam, Jim 203 Wheat, Zack 203	

Los Angeles Career Top - 10 Batting

Games:

Russell, Bill	2,181
Davis, Willie	1,952
Garvey, Steve	1,727
Karros, Eric	1,601
Wills, Maury	1,593
Cey, Ron	1,481
Ethier, Andre	1,455
Scioscia, Mike	1,441
Fairly, Ron	1,306
Parker, Wes	1,288

Doubles:

Garvey, Steve	333
Davis, Willie	321
Ethier, Andre	303
Karros, Eric	302
Russell, Bill	293
Kemp, Matt	240
Cey, Ron	223
Scioscia, Mike	198
Parker, Wes	194
Mondesi, Raul	190

Total Bases:

Davis, Willie	3,094
Garvey, Steve	3,004
Karros, Eric	2,740
Russell, Bill	2,471
Cey, Ron	2,321
Kemp, Matt	2,237
Ethier, Andre	2,224
Wills, Maury	2,045
Guerrero, Pedro	1,843
Baker, Dusty	1,779

Walks:

Cey, Ron	765
Gilliam, Jim	631
Lopes, Davey	603
Scioscia, Mike	567
Parker, Wes	532
Fairly, Ron	522
Ethier, Andre	519
Karros, Eric	517
Russell, Bill	483
Wills, Maury	456

At-Bats:

Davis, Willie	7,495
Russell, Bill	7,318
Garvey, Steve	6,543
Wills, Maury	6,156
Karros, Eric	6,002
Cey, Ron	5,216
Ethier, Andre	4,800
Lopes, Davey	4,590
Kemp, Matt	4,531
Scioscia, Mike	4,373

Triples:

Davis, Willie	110
Russell, Bill	57
Wills, Maury	56
Roseboro, John	44
Butler, Brett	41
Lopes, Davey	39
Mondesi, Raul	37
Garvey, Steve	35
Sax, Steve	35
Ethier, Andre	34

Extra-Base Hits:

Davis, Willie	585
Karros, Eric	582
Garvey, Steve	579
Ethier, Andre	499
Kemp, Matt	476
Cey, Ron	469
Russell, Bill	396
Mondesi, Raul	390
Guerrero, Pedro	364
Green, Shawn	357

Plate Appearances:

Davis, Willie	8,035
Russell, Bill	8,021
Garvey, Steve	7,027
Wills, Maury	6,745
Karros, Eric	6,624
Cey, Ron	6,108
Ethier, Andre	5,425
Lopes, Davey	5,308
Scioscia, Mike	5,057
Kemp, Matt	5,002

Runs:

Davis, Willie	1,004
Wills, Maury	876
Garvey, Steve	852
Russell, Bill	796
Lopes, Davey	759
Karros, Eric	752
Cey, Ron	715
Kemp, Matt	712
Ethier, Andre	641
Gilliam, Jim	630

Home Runs:

Karros, Eric	270
Cey, Ron	228
Garvey, Steve	211
Kemp, Matt	203
Piazza, Mike	177
Guerrero, Pedro	171
Mondesi, Raul	163
Ethier, Andre	162
Green, Shawn	162
Davis, Willie	154

Batting Avg. (1,800+ AB):

Piazza, Mike	.331
Mota, Manny	.315
Sheffield, Gary	.312
Guerrero, Pedro	.309
Davis, Tommy	.304
Garvey, Steve	.301
Butler, Brett	.298
Kemp, Matt	.292
Kent, Jeff	.291
Buckner, Bill	.289

Slugging Pct. (1,800+AB):

Sheffield, Gary	.573
Piazza, Mike	.572
Guerrero, Pedro	.512
Green, Shawn	.510
Mondesi, Raul	.504
Howard, Frank	.495
Kemp, Matt	.494
Kent, Jeff	.479
Puig, Yasiel	.475
Ethier, Andre	.463
Beltre, Adrián	.463

Hits:

Davis, Willie	2,091
Garvey, Steve	1,968
Russell, Bill	1,926
Wills, Maury	1,732
Karros, Eric	1,608
Cey, Ron	1,378
Ethier, Andre	1,367
Kemp, Matt	1,322
Sax, Steve	1,218
Lopes, Davey	1,204

RBI:

Garvey, Steve	992
Karros, Eric	976
Davis, Willie	849
Cey, Ron	842
Kemp, Matt	733
Ethier, Andre	687
Russell, Bill	627
Baker, Dusty	586
Guerrero, Pedro	585
Piazza, Mike	563

Stolen Bases:

Wills, Maury	490
Lopes, Davey	418
Davis, Willie	335
Sax, Steve	290
Butler, Brett	179
Kemp, Matt	170
Russell, Bill	167
Mondesi, Raul	140
Pierre, Juan	134
Gordon, Dee	130

Pinch-Hits:

Hansen, Dave	110
Mota, Manny	106
Gwynn, Chris	52
Saenz, Olmedo	49
Webster, Mitch	43
Ethier, Andre	40
Sharperson, Mike	39
Hatcher, Mickey	38
Monday, Rick	34



Former first baseman Eric Karros holds the distinction as Los Angeles' home run king (270).

Brooklyn/Los Angeles Career Top - 10 Pitching

Wins: Sutton, Don 233 Drysdale, Don 209 Vance, Dazzy 190 Kennedy, Brickyard 174 Koufax, Sandy 165 Grimes, Burleigh 158 Kershaw, Clayton 153 Osteen, Claude 147 Valenzuela, Fernando 141 Podres, Johnny 136	Games Started: Sutton, Don 533 Drysdale, Don 465 Osteen, Claude 335 Kennedy, Brickyard 332 Vance, Dazzy 326 Valenzuela, Fernando 320 Kershaw, Clayton 316 Koufax, Sandy 314 Podres, Johnny 310 Hershiser, Orel 309	Complete Games: Kennedy, Brickyard 279 Vance, Dazzy 212 Grimes, Burleigh 205 Rucker, Nap 186 Drysdale, Don 167 Pfeffer, Jeff 157 Sutton, Don 156 Koufax, Sandy 137 Stein, Ed 136 Mcintyre, Harry 119	Walks: Kennedy, Brickyard 1,128 Sutton, Don 996 Valenzuela, Fernando 915 Drysdale, Don 855 Koufax, Sandy 817 Vance, Dazzy 764 Grimes, Burleigh 744 Martinez, Ramon 704 Rucker, Nap 701 Mungo, Van Lingle 697
Losses: Sutton, Don 181 Drysdale, Don 166 Kennedy, Brickyard 150 Rucker, Nap 134 Vance, Dazzy 131 Osteen, Claude 126 Grimes, Burleigh 121 Valenzuela, Fernando 116 Hershiser, Orel 107 Podres, Johnny 104	Strikeouts: Sutton, Don 2,696 Drysdale, Don 2,486 Koufax, Sandy 2,396 Kershaw, Clayton 2,275 Vance, Dazzy 1,918 Valenzuela, Fernando 1,759 Hershiser, Orel 1,456 Podres, Johnny 1,331 Martinez, Ramon 1,312 Welch, Bob 1,292	Innings Pitched: Sutton, Don 3,816.1 Drysdale, Don 3,432.1 Kennedy, Brickyard 2,857.0 Vance, Dazzy 2,758.0 Grimes, Burleigh 2,425.2 Osteen, Claude 2,397.1 Rucker, Nap 2,375.1 Valenzuela, Fernando 2,348.2 Koufax, Sandy 2,324.1 Hershiser, Orel 2,180.2	Shutouts: Sutton, Don 52 Drysdale, Don 49 Koufax, Sandy 40 Rucker, Nap 38 Osteen, Claude 34 Vance, Dazzy 30 Valenzuela, Fernando 29 Pfeffer, Jeff 25 Hershiser, Orel 24 Podres, Johnny 23 Welch, Bob 23
Games: Sutton, Don 550 Jansen, Kenley 543 Drysdale, Don 518 Brewer, Jim 474 Perranoski, Ron 457 Labine, Clem 425 Hough, Charlie 401 Koufax, Sandy 397 Broxton, Jonathan 386 Kennedy, Brickyard 381	Saves: Jansen, Kenley 268 Gagné, Eric 161 Shaw, Jeff 129 Worrell, Todd 127 Brewer, Jim 125 Perranoski, Ron 101 Howell, Jay 85 Broxton, Jonathan 84 Labine, Clem 83 Saito, Takashi 81	Hits: Sutton, Don 3,291 Kennedy, Brickyard 3,102 Drysdale, Don 3,084 Vance, Dazzy 2,579 Grimes, Burleigh 2,547 Osteen, Claude 2,350 Valenzuela, Fernando 2,099 Rucker, Nap 2,089 Podres, Johnny 2,009 Hershiser, Orel 1,976	ERA (1,100+ Innings): Pfeffer, Jeff 2.31 Kershaw, Clayton 2.39 Rucker, Nap 2.42 Koufax, Sandy 2.76 Smith, Sherry 2.91 Drysdale, Don 2.95 Scanlan, Doc 2.96 John, Tommy 2.97 Singer, Bill 3.03 Osteen, Claude 3.09

Los Angeles Career Top 10 – Pitching

Wins: Sutton, Don 233 Drysdale, Don 187 Koufax, Sandy 156 Kershaw, Clayton 153 Osteen, Claude 147 Valenzuela, Fernando 141 Hershiser, Orel 135 Martinez, Ramon 123 Welch, Bob 115 Hooton, Burt 112	Games Started: Sutton, Don 533 Drysdale, Don 424 Osteen, Claude 335 Valenzuela, Fernando 320 Kershaw, Clayton 316 Hershiser, Orel 309 Hooton, Burt 286 Welch, Bob 267 Hooton, Burt 265 Martinez, Ramon 262	Complete Games: Drysdale, Don 156 Sutton, Don 156 Koufax, Sandy 133 Valenzuela, Fernando 107 Osteen, Claude 100 Hershiser, Orel 65 Hooton, Burt 61 Singer, Bill 52 Podres, Johnny 50 Welch, Bob 47	Walks: Sutton, Don 996 Valenzuela, Fernando 915 Drysdale, Don 763 Koufax, Sandy 709 Martinez, Ramon 704 Hershiser, Orel 667 Osteen, Claude 568 Welch, Bob 565 Park, Chan Ho 560 Hooton, Burt 540
Losses: Sutton, Don 181 Drysdale, Don 152 Osteen, Claude 126 Valenzuela, Fernando 116 Hershiser, Orel 107 Welch, Bob 86 Hooton, Burt 84 Koufax, Sandy 77 Martinez, Ramon 77 Singer, Bill 76	Strikeouts: Sutton, Don 2,696 Drysdale, Don 2,283 Kershaw, Clayton 2,275 Koufax, Sandy 2,214 Valenzuela, Fernando 1,759 Hershiser, Orel 1,456 Martinez, Ramon 1,312 Welch, Bob 1,292 Nomo, Hideo 1,200 Park, Chan Ho 1,177	Innings Pitched: Sutton, Don 3,816.1 Drysdale, Don 3,112.1 Osteen, Claude 2,397.1 Valenzuela, Fernando 2,348.2 Hershiser, Orel 2,180.2 Koufax, Sandy 2,119.2 Kershaw, Clayton 2,096.1 Hooton, Burt 1,861.0 Welch, Bob 1,820.2 Martinez, Ramon 1,731.2	Shutouts: Sutton, Don 52 Drysdale, Don 45 Koufax, Sandy 38 Osteen, Claude 34 Valenzuela, Fernando 29 Hershiser, Orel 24 Welch, Bob 23 Hooton, Burt 22 Martinez, Ramon 20 Singer, Bill 18
Games: Sutton, Don 550 Jansen, Kenley 543 Brewer, Jim 474 Drysdale, Don 459 Perranoski, Ron 457 Hough, Charlie 401 Broxton, Jonathan 386 Hershiser, Orel 353 Osteen, Claude 339 Koufax, Sandy 335	Saves: Jansen, Kenley 268 Gagné, Eric 161 Shaw, Jeff 129 Worrell, Todd 127 Brewer, Jim 125 Perranoski, Ron 101 Howell, Jay 85 Broxton, Jonathan 84 Saito, Takashi 81 Niedenfuer, Tom 64	Hits: Sutton, Don 3,291 Drysdale, Don 2,792 Osteen, Claude 2,350 Valenzuela, Fernando 2,099 Hershiser, Orel 1,976 Hooton, Burt 1,659 Welch, Bob 1,631 Koufax, Sandy 1,572 Kershaw, Clayton 1,570 Martinez, Ramon 1,518	ERA (900+ Innings): Kershaw, Clayton 2.39 Koufax, Sandy 2.64 Messersmith, Andy 2.67 John, Tommy 2.97 Drysdale, Don 2.98 Singer, Bill 3.03 Osteen, Claude 3.09 Sutton, Don 3.09 Reuss, Jerry 3.11 Hershiser, Orel 3.12

Brooklyn/Los Angeles Single-Season Top 10 – Batting

At-Bats:

1. Wills, Maury	695 (1962)
2. Izturis, Cesar	670 (2004)
3. Pierre, Juan	668 (2007)
4. Furillo, Carl	667 (1951)
5. Davis, Tommy	665 (1962)
6. Garvey, Steve	659 (1975)
7. Garvey, Steve	658 (1980)
8. Furcal, Rafael	654 (2006)
9. Olson, Ivy	652 (1921)
10. Wills, Maury	650 (1965)

Plate Appearances:

1. Wills, Maury	759 (1962)
2. Reese, Pee Wee	743 (1949)
3. Furcal, Rafael	736 (2006)
4. Butler, Brett	730 (1991)
5. Pierre, Juan	729 (2007)
6. Izturis, Cesar	728 (2004)
7. Lopes, Davey	726 (1975)
Stanky, Eddie	726 (1945)
9. Furillo, Carl	724 (1951)
10. Butler, Brett	716 (1993)

Runs:

1. Collins, Hub	148 (1890)
2. Herman, Babe	143 (1930)
3. Griffin, Mike	140 (1895)
Keeler, Willie	140 (1899)
5. Griffin, Mike	136 (1897)
6. Daly, Tom	135 (1894)
7. Jones, Fielder	134 (1897)
8. Reese, Pee Wee	132 (1949)
Snider, Duke	132 (1953)
10. Wills, Maury	130 (1962)

Hits:

1. Herman, Babe	241 (1930)
2. Davis, Tommy	230 (1962)
3. Wheat, Zack	221 (1925)
4. O'doul, Lefty	219 (1932)
5. Herman, Babe	217 (1929)
6. Keeler, Willie	215 (1899)
7. Wheat, Zack	212 (1924)
8. Garvey, Steve	210 (1975)
Sax, Steve	210 (1986)
10. Keeler, Willie	209 (1901)

Batting Average: (.31 PA/G)

1. Herman, Babe	.393 (1930)
2. Herman, Babe	.381 (1929)
3. Keeler, Willie	.377 (1899)
4. Wheat, Zack	.375 (1924)
5. Keeler, Willie	.368 (1900)
O'doul, Lefty	.368 (1932)
7. Piazza, Mike	.362 (1997)
8. Burns, Oyster	.361 (1894)
9. Wheat, Zack	.359 (1925)
10. Walker, Dixie	.357 (1944)

Singles:

1. Keeler, Willie	187 (1899)
2. Keeler, Willie	179 (1900)
Wills, Maury	179 (1962)
4. Keeler, Willie	176 (1901)
5. Davis, Willie	167 (1962)
6. Wills, Maury	165 (1965)
7. Pierre, Juan	164 (2007)
Stock, Milt	164 (1925)
9. Keeler, Willie	163 (1902)
10. Butler, Brett	162 (1991)

Doubles:

1. Frederick, John	52 (1929)
2. Green, Shawn	49 (2003)
3. Herman, Babe	48 (1930)
4. Parker, Wes	47 (1970)
5. Frederick, John	44 (1930)
Green, Shawn	44 (2000)
7. Herman, Babe	43 (1931)
Galan, Augie	43 (1944)
Sax, Steve	43 (1986)

Triples:

1. Treadway, George	26 (1894)
2. Myers, Hy	22 (1920)
3. Brouthers, Dan	20 (1892)
Corcoran, Tom	20 (1894)
5. Sheckard, Jimmy	19 (1901)
6. Burns, Oyster	18 (1892)
Lumley, Harry	18 (1904)
8. Kelley, Joe	17 (1900)
Reiser, Pete	17 (1941)
Gilliam, Jim	17 (1953)

Home Runs:

1. Green, Shawn	49 (2001)
2. Beltre, Adrian	48 (2004)
3. Snider, Duke	43 (1956)
Sheffield, Gary	43 (2000)
5. Snider, Duke	42 (1953)
Hodges, Gil	42 (1954)
Snider, Duke	42 (1955)
Green, Shawn	42 (2002)
9. Campanella, Roy	41 (1953)
10. Piazza, Mike	40 (1997)
Hodges, Gil	40 (1951)
Snider, Duke	40 (1954)
Snider, Duke	40 (1957)

RBI:

1. Davis, Tommy	153 (1962)
2. Campanella, Roy	142 (1953)
3. Snider, Duke	136 (1955)
4. Fournier, Jack	130 (1925)
Herman, Babe	130 (1930)
Hodges, Gil	130 (1954)
Snider, Duke	130 (1954)
8. Burns, Oyster	128 (1890)
9. Wright, Glenn	126 (1930)
Snider, Duke	126 (1953)
Kemp, Matt	126 (2011)

Total Bases:

1. Herman, Babe	416 (1930)
2. Snider, Duke	378 (1954)
3. Beltre, Adrian	376 (2004)
4. Snider, Duke	370 (1953)
Green, Shawn	370 (2001)
6. Davis, Tommy	356 (1962)
7. Piazza, Mike	355 (1997)
8. Kemp, Matt	353 (2011)
9. Herman, Babe	348 (1929)
10. Snider, Duke	343 (1950)

Stolen Bases:

1. Wills, Maury	104 (1962)
2. Wills, Maury	94 (1965)
3. Ward, Monte	88 (1892)
4. Collins, Hub	85 (1890)
5. Lopes, Davey	77 (1975)
6. Sheckard, Jimmy	67 (1903)
Gordon, Dee	64 (2014)
Pierre, Juan	64 (2007)
9. Lopes, Davey	63 (1976)
10. Lopes, Davey	59 (1974)

Walks:

1. Stanky, Eddie	148 (1945)
2. Stanky, Eddie	137 (1946)
3. Camilli, Dolph	119 (1938)
4. Reese, Pee Wee	116 (1949)
5. Galan, Augie	114 (1945)
6. Camilli, Dolph	110 (1939)
Wynn, Jimmy	110 (1975)
8. Butler, Brett	108 (1991)
Wynn, Jimmy	108 (1974)
10. Hodges, Gil	107 (1952)

Slugging Percentage:

1. Herman, Babe	.678 (1930)
2. Snider, Duke	.647 (1954)
3. Sheffield, Gary	.643 (2000)
4. Piazza, Mike	.638 (1997)
5. Beltre, Adrian	.629 (2004)
6. Snider, Duke	.628 (1955)
7. Snider, Duke	.627 (1953)
8. Herman, Babe	.612 (1929)
9. Campanella, Roy	.611 (1953)
10. Piazza, Mike	.606 (1955)

On-Base Percentage:

1. Herman, Babe	.455 (1930)
2. Fournier, Jack	.440 (1952)
3. Robinson, Jackie	.438 (1949)
Moon, Wally	.438 (1960)
Sheffield, Gary	.438 (2000)
6. Herman, Babe	.436 (1929)
Stanky, Eddie	.436 (1946)
Robinson, Jackie	.436 (1951)
9. Walker, Dixie	.434 (1944)
10. Smith, Reggie	.432 (1977)

Extra-Base Hits:

1. Herman, Babe	94 (1930)
2. Snider, Duke	89 (1954)
3. Snider, Duke	84 (1953)
Green, Shawn	84 (2001)
5. Frederick, John	82 (1929)
Snider, Duke	82 (1955)
7. Beltre, Adrian	80 (2004)
8. Snider, Duke	78 (1956)
9. Mondesi, Raul	77 (1997)
Herman, Babe	77 (1931)

Pinch-Hits:

1. Hansen, Dave	18 (1993)
2. Webster, Mitch	17 (1992)
3. Gautreaux, Sid	16 (1936)
4. Mota, Manny	15 (1974)
Goodson, Ed	15 (1976)
Mota, Manny	15 (1979)
Hansen, Dave	15 (2000)
Saenz, Olmedo	15 (2004)
Saenz, Olmedo	15 (2006)
10. Mota, Manny	14 (1977)
Whitfield, Terry	14 (1985)
Hatcher, Mickey	14 (1990)
Saenz, Olmedo	14 (2007)
Young, Delwyn	14 (2008)
Loretta, Mark	14 (2009)
Pierre, Juan	14 (2009)

Brooklyn/Los Angeles Single-Season Top 10 - Pitching

Games:

1. Marshall, Mike	106 (1974)
2. Quantrill, Paul	89 (2003)
3. Quantrill, Paul	86 (2002)
4. Beimel, Joe	83 (2007)
Broxton, Jonathan	83 (2007)
6. Martin, Tom	80 (2003)
7. Sanchez, Duaner	79 (2005)
8. Hough, Charlie	77 (1976)
Shaw, Jeff	77 (2001)
Gagné, Eric	77 (2002, '03)
Belisario, Ronald	77 (2013)

Games Started:

1. Terry, Bill	44 (1890)
Haddock, George	44 (1892)
Kennedy, Brickyard	44 (1893)
4. Lovett, Tom	43 (1891)
5. Stein, Ed	42 (1892)
Drysdale, Don	42 (1963)
Drysdale, Don	42 (1965)
8. 9 Tied With 41	

Complete Games:

1. Kennedy, Brickyard	40 (1893)
2. Lovett, Tom	39 (1890)
Lovett, Tom	39 (1891)
Haddock, George	39 (1892)
5. Terry, Bill	38 (1890)
Stein, Ed	38 (1892)
Stein, Ed	38 (1894)
Kennedy, Brickyard	38 (1898)
Jones, Oscar	38 (1904)
10. 2 Tied With 36	

Innings:

1. Kennedy, Brickyard	382.2 (1893)
2. Haddock, George	381.1 (1892)
3. Stein, Ed	377.1 (1892)
4. Jones, Oscar	377.0 (1904)
5. Lovett, Tom	372.0 (1890)
6. Terry, Bill	370.0 (1890)
7. Lovett, Tom	365.2 (1891)
8. Kennedy, Brickyard	360.2 (1894)
9. Stein, Ed	359.0 (1894)
10. Donovan, Bill	351.0 (1901)

Wins:

1. Lovett, Tom	30 (1890)
2. Haddock, George	29 (1892)
McGinnity, Joe	29 (1900)
4. Hughes, Jim	28 (1899)
Vance, Dazzy	28 (1924)
6. Stein, Ed	27 (1892)
Stein, Ed	27 (1894)
Newcombe, Don	27 (1956)
Koufax, Sandy	27 (1966)
10. Terry, Bill	26 (1900)
Koufax, Sandy	26 (1965)

Winning Pct. (Min.15 Decisions):

1. Regan, Phil	.933 (14-1) 1966
2. Fitzsimmons, F.	.889 (16-2) 1940
3. Roe, Preacher	.880 (22-3) 1951
4. Kershaw, Clayton	.875 (21-3) 2014
Hershiser, Orel	.864 (19-3) 1985
Greinke, Zack	.864 (19-3) 2015
7. Wood, Alex	.842 (16-3) 2017
Perranoski, Ron	.842 (16-3) 1963
9. Koufax, Sandy	.833 (25-5) 1963
10. Hughes, Jim	.824 (28-6) 1899
Vance, Dazzy	.824 (28-6) 1924

Strikeouts:

1. Koufax, Sandy	382 (1965)
2. Koufax, Sandy	317 (1966)
3. Koufax, Sandy	306 (1963)
4. Kershaw, Clayton	301 (2015)
Koufax, Sandy	269 (1961)
6. Vance, Dazzy	262 (1924)
7. Drysdale, Don	251 (1963)
8. Kershaw, Clayton	248 (2011)
9. Singer, Bill	247 (1969)
10. Drysdale, Don	246 (1960)

ERA (Min. 1.0 IP Per Team Game):

1. Marquard, Rube	1.58 (1916)
2. Greinke, Zack	1.66 (2015)
3. Garvin, Ned	1.68 (1904)
4. Koufax, Sandy	1.73 (1966)
5. Koufax, Sandy	1.74 (1964)
6. Kershaw, Clayton	1.77 (2014)
7. Kershaw, Clayton	1.83 (2013)
8. Wilhelm, Kaiser	1.87 (1908)
9. Koufax, Sandy	1.88 (1963)
10. Pfeffer, Jeff	1.91 (1916)

Shutouts:

1. Koufax, Sandy	11 (1963)
2. Sutton, Don	9 (1972)
3. Koufax, Sandy	8 (1965)
Drysdale, Don	8 (1968)
Valenzuela, Fernando	8 (1981)
Hershiser, Orel	8 (1988)
Belcher, Tim	8 (1989)
8. 5 Tied With 7	

Saves:

1. Gagné, Eric	55 (2003)
2. Gagné, Eric	52 (2002)
3. Jansen, Kenley	47 (2016)
4. Gagné, Eric	45 (2004)
5. Jansen, Kenley	44 (2014)
Worrell, Todd	44 (1996)
7. Shaw, Jeff	43 (2001)
8. Jansen, Kenley	41 (2017)
9. Saito, Takashi	39 (2007)
10. Jansen, Kenley	38 (2018)



2014 MVP Clayton Kershaw is in the top 10 for multiple single-season pitching records, including ERA, win percentage and strikeouts.

Los Angeles Single-Season Top 10 – Batting

At-Bats:

1. Wills, Maury	695 (1962)
2. Izturis, Cesar	670 (2004)
3. Pierre, Juan	668 (2007)
4. Davis, Tommy	665 (1962)
5. Garvey, Steve	659 (1975)
6. Garvey, Steve	658 (1980)
7. Furcal, Rafael	654 (2006)
8. Wills, Maury	650 (1965)
9. Garvey, Steve	648 (1979)
10. Garvey, Steve	646 (1977)

Runs:

1. Wills, Maury	130 (1962)
2. Green, Shawn	124 (2001)
3. Davis, Tommy	120 (1962)
4. Kemp, Matt	115 (2011)
5. Furcal, Rafael	113 (2006)
6. Butler, Brett	112 (1991)
7. Green, Shawn	110 (2002)
8. Lopes, Davey	109 (1979)
9. Lopes, Davey	108 (1975)
10. Gibson, Kirk	106 (1988)

Hits:

1. Davis, Tommy	230 (1962)
2. Garvey, Steve	210 (1975)
Sax, Steve	210 (1986)
4. Wills, Maury	208 (1962)
5. Garvey, Steve	204 (1979)
6. Garvey, Steve	202 (1978)
7. Piazza, Mike	201 (1997)
8. Garvey, Steve	200 (1974)
Garvey, Steve	200 (1976)
Garvey, Steve	200 (1980)
Beltre, Adrian	200 (2004)

Batting Average:

1. Piazza, Mike	.362 (1997)
2. Piazza, Mike	.346 (1995)
Davis, Tommy	.346 (1962)
4. Guerrero, Pedro	.338 (1987)
5. Piazza, Mike	.336 (1996)
6. Beltre, Adrian	.334 (2004)
7. Sax, Steve	.332 (1986)
8. Murray, Eddie	.330 (1990)
9. Moon, Wally	.328 (1961)
10. Davis, Tommy	.326 (1963)
Grudzielanek, Mark	.326 (1999)

Singles:

1. Wills, Maury	179 (1962)
2. Davis, Willie	167 (1962)
3. Wills, Maury	165 (1965)
4. Pierre, Juan	164 (2007)
5. Butler, Brett	162 (1991)
6. Sax, Steve	157 (1986)
7. Buckner, Bill	154 (1976)
8. Wills, Maury	151 (1964)
9. Wills, Maury	150 (1961)
10. Butler, Brett	149 (1993)
Wills, Maury	149 (1971)

Doubles:

1. Green, Shawn	49 (2003)
2. Parker, Wes	47 (1970)
3. Green, Shawn	44 (2000)
4. Sax, Steve	43 (1986)
5. Mondesi, Raul	42 (1997)
Ethier, Andre	42 (2009)
7. González, Adrián	41 (2014)
Loney, James	41 (2010)
9. Mondesi, Raul	40 (1996)
Karros, Eric	40 (1999)
Seager, Corey	40 (2016)

Triples:

1. Davis, Willie	16 (1970)
2. Gordon, Dee	12 (2014)
Lofton, Kenny	12 (2006)
4. Butler, Brett	11 (1992)
Moon, Wally	11 (1959)
Neal, Charlie	11 (1959)
7. Butler, Brett	10 (1993)
Wills, Maury	10 (1961)
Davis, Willie	10 (1962)
Wills, Maury	10 (1962)
Davis, Willie	10 (1968)
Davis, Willie	10 (1971)

Home Runs:

1. Green, Shawn	49 (2001)
2. Beltre, Adrian	48 (2004)
3. Sheffield, Gary	43 (2000)
4. Green, Shawn	42 (2002)
5. Piazza, Mike	40 (1997)
6. Bellinger, Cody	39 (2017)
Kemp, Matt	39 (2011)
7. Piazza, Mike	36 (1996)
Sheffield, Gary	36 (2001)
10. Piazza, Mike	35 (1993)
Muncy, Max	35 (2018)

RBI:

1. Davis, Tommy	153 (1962)
2. Kemp, Matt	126 (2011)
3. Green, Shawn	125 (2001)
4. Piazza, Mike	124 (1997)
5. Beltre, Adrian	121 (2004)
6. Howard, Frank	119 (1962)
7. González, Adrián	116 (2014)
8. Garvey, Steve	115 (1977)
9. Garvey, Steve	113 (1978)
10. Piazza, Mike	112 (1993)
Karros, Eric	112 (1999)

Total Bases:

1. Beltre, Adrian	376 (2004)
2. Green, Shawn	370 (2001)
3. Davis, Tommy	356 (1962)
4. Piazza, Mike	355 (1997)
5. Kemp, Matt	353 (2011)
6. Mondesi, Raul	333 (1997)
7. Green, Shawn	325 (2002)
8. Garvey, Steve	322 (1977)
Garvey, Steve	322 (1979)
Sheffield, Gary	322 (2000)

Stolen Bases:

1. Wills, Maury	104 (1962)
2. Wills, Maury	94 (1965)
3. Lopes, Davey	77 (1975)
4. Gordon, Dee	64 (2014)
Pierre, Juan	64 (2007)
6. Lopes, Davey	63 (1976)
7. Lopes, Davey	59 (1974)
8. Sax, Steve	56 (1983)
9. Wills, Maury	53 (1964)
10. Young, Eric	51 (1999)

Walks:

1. Wynn, Jimmy	110 (1975)
2. Butler, Brett	108 (1991)
Wynn, Jimmy	108 (1974)
4. Smith, Reggie	104 (1977)
Sheffield, Gary	104 (1999)
6. Sheffield, Gary	101 (2000)
7. Lopes, Davey	97 (1979)
8. Gilliam, Jim	96 (1959)
Gilliam, Jim	96 (1960)
Cey, Ron	96 (1978)

Slugging Percentage:

1. Sheffield, Gary	.643 (2000)
2. Piazza, Mike	.638 (1997)
3. Beltre, Adrian	.629 (2004)
4. Piazza, Mike	.606 (1995)
5. Green, Shawn	.598 (2001)
6. Kemp, Matt	.586 (2011)
7. Sheffield, Gary	.583 (2001)
8. Bellinger, Cody	.581 (2017)
9. Guerrero, Pedro	.577 (1985)
10. Smith, Reggie	.576 (1977)

On-Base Percentage:

1. Moon, Wally	.438 (1960)
Sheffield, Gary	.438 (2000)
3. Smith, Reggie	.432 (1977)
4. Piazza, Mike	.431 (1997)
5. Guerrero, Pedro	.425 (1985)
6. Piazza, Mike	.422 (1996)
7. Guerrero, Pedro	.421 (1987)
8. Sheffield, Gary	.417 (2001)
9. Turner, Justin	.415 (2017)
10. Murray, Eddie	.414 (1990)

Extra-Base Hits:

1. Green, Shawn	84 (2001)
2. Beltre, Adrian	80 (2004)
3. Mondesi, Raul	77 (1997)
4. Ethier, Andre	76 (2009)
Kemp, Matt	76 (2011)
6. Karros, Eric	74 (1999)
Green, Shawn	74 (2002)
8. Piazza, Mike	73 (1997)
9. Green, Shawn	72 (2000)
10. Mondesi, Raul	71 (1996)
Seager, Corey	71 (2016)

Pinch-Hits:

1. Hansen, Dave	18 (1993)
2. Webster, Mitch	17 (1992)
3. Mota, Manny	15 (1974)
Goodson, Ed	15 (1976)
Mota, Manny	15 (1979)
Hansen, Dave	15 (2000)
Saenz, Olmedo	15 (2004)
Saenz, Olmedo	15 (2006)
9. 7 Players With 14	



Steve Sax's name can be found in several L.A. Dodger single-season record books.

Los Angeles Single-Season Top 10 – Pitching

Games:

1. Marshall, Mike	106 (1974)
2. Quantrill, Paul	89 (2003)
3. Quantrill, Paul	86 (2002)
4. Beimel, Joe	83 (2007)
6. Broxton, Jonathan	83 (2007)
6. Martin, Tom	80 (2003)
7. Sanchez, Duaner	79 (2005)
8. Hough, Charlie	77 (1976)
Shaw, Jeff	77 (2001)
Gagné, Eric	77 (2002)
Gagné, Eric	77 (2003)
Belisario, Ronald	77 (2013)

Games Started:

1. Drysdale, Don	42 (1963)
Drysdale, Don	42 (1965)
3. Drysdale, Don	41 (1962)
Koufax, Sandy	41 (1965)
Koufax, Sandy	41 (1966)
Osteen, Claude	41 (1969)
Sutton, Don	41 (1969)
8. 8 Tied With 40	

Complete Games:

1. Koufax, Sandy	27 (1965)
Koufax, Sandy	27 (1966)
3. Drysdale, Don	21 (1964)
4. Koufax, Sandy	20 (1963)
Drysdale, Don	20 (1965)
Valenzuela, Fernando	20 (1986)
7. Drysdale, Don	19 (1962)
Messersmith, Andy	19 (1975)
9. Sutton, Don	18 (1972)
Valenzuela, Fernando	18 (1982)

Innings:

1. Koufax, Sandy	335.2 (1965)
2. Koufax, Sandy	323.0 (1966)
3. Messersmith, Andy	322.0 (1975)
4. Drysdale, Don	321.1 (1964)
5. Osteen, Claude	321.0 (1969)
6. Singer, Bill	316.0 (1969)
7. Drysdale, Don	315.1 (1963)
8. Drysdale, Don	314.1 (1962)
9. Koufax, Sandy	311.0 (1963)
10. Drysdale, Don	308.1 (1965)

Wins:

1. Koufax, Sandy	27 (1966)
2. Koufax, Sandy	26 (1965)
3. Drysdale, Don	25 (1962)
Koufax, Sandy	25 (1963)
5. Hershiser, Orel	23 (1988)
Drysdale, Don	23 (1965)
7. Sutton, Don	21 (1976)
Valenzuela, Fernando	21 (1986)
Kershaw, Clayton	21 (2011)
Kershaw, Clayton	21 (2014)

Winning Pct. (Minimum 15 Decisions):

1. Regan, Phil	.933 (14-1) 1966
2. Kershaw, Clayton	.875 (21-3) 2014
Hershiser, Orel	.864 (19-3) 1985
Greinke, Zack	.864 (19-3) 2015
5. Wood, Alex	.842 (16-3) 2017
Perranoski, Ron	.842 (16-3) 1963
7. Koufax, Sandy	.833 (25-5) 1963
8. Kershaw, Clayton	.818 (18-4) 2017
9. John, Tommy	.813 (13-3) 1974
10. Kershaw, Clayton	.808 (21-5) 2011

Strikeouts:

1. Koufax, Sandy	382 (1965)
Koufax, Sandy	317 (1966)
3. Koufax, Sandy	306 (1963)
4. Kershaw, Clayton	301 (2015)
5. Koufax, Sandy	269 (1961)
6. Drysdale, Don	251 (1963)
7. Kershaw, Clayton	248 (2011)
8. Singer, Bill	247 (1969)
9. Drysdale, Don	246 (1960)
10. Drysdale, Don	242 (1959)
Valenzuela, Fernando	242 (1986)

ERA (Min. 1.0 IP Per Team Game):

1. Greinke, Zack	1.66 (2015)
2. Koufax, Sandy	1.73 (1966)
3. Koufax, Sandy	1.74 (1964)
4. Kershaw, Clayton	1.77 (2014)
5. Kershaw, Clayton	1.83 (2013)
6. Koufax, Sandy	1.88 (1963)
7. Hershiser, Orel	2.03 (1985)
8. Koufax, Sandy	2.04 (1965)
9. Sutton, Don	2.08 (1972)
10. Kershaw, Clayton	2.13 (2015)

Shutouts:

1. Koufax, Sandy	11 (1963)
2. Sutton, Don	9 (1972)
3. Koufax, Sandy	8 (1965)
Drysdale, Don	8 (1968)
Valenzuela, Fernando	8 (1981)
Hershiser, Orel	8 (1988)
Belcher, Tim	8 (1989)
8. Koufax, Sandy	7 (1964)
Drysdale, Don	7 (1965)
Osteen, Claude	7 (1969)
Messersmith, Andy	7 (1975)

Saves:

1. Gagné, Eric	55 (2003)
2. Gagné, Eric	52 (2002)
3. Jansen, Kenley	47 (2016)
4. Gagné, Eric	45 (2004)
5. Jansen, Kenley	44 (2014)
Worrell, Todd	44 (1996)
7. Shaw, Jeff	43 (2001)
8. Jansen, Kenley	41 (2017)
9. Saito, Takashi	39 (2007)
10. Jansen, Kenley	38 (2018)

H I S T O R Y A N D R E C O R D S

Los Angeles Win-Loss Breakdown 1958-2018

	1958	1959	1960	1961	1962	1963	1964	1965	1966	1967	1968	1969	1970	1971	1972
At Home	39-38	46-32	42-35	45-32	54-29	50-31	41-40	50-31	53-28	42-39	41-40	50-31	39-42	42-39	41-34
Away	32-45	42-36	40-37	44-33	48-34	49-32	39-42	47-34	42-39	31-50	35-46	35-46	48-32	47-34	44-36
Day Games	28-42	29-28	30-22	28-21	37-22	32-24	28-27	32-24	32-21	20-29	25-24	21-22	26-19	22-23	19-23
Night Games	43-41	59-40	52-50	61-44	65-41	67-39	52-55	65-41	63-46	53-60	51-62	64-55	61-55	67-50	66-47
vs. Right-Handers	61-74	72-56	70-58	71-47	64-44	77-44	56-53	62-36	63-41	52-56	55-56	56-56	60-50	60-46	59-46
vs. Left-Handers	10-9	16-12	12-14	18-18	38-19	22-19	24-29	35-29	32-26	21-33	21-30	29-21	27-24	29-27	26-24
One-Run Dec.	19-19	33-22	20-27	33-15	23-18	33-18	24-31	32-28	34-19	23-26	35-33	25-26	22-24	28-18	25-27
Extra-Inn. Games	8-3	9-8	10-11	13-4	8-5	9-6	4-7	9-10	11-5	10-17	9-4	4-10	10-6	5-5	9-8
Shutouts	7-3	14-6	13-13	10-8	8-9	24-8	19-11	23-6	20-17	17-15	23-25	20-14	17-11	18-10	23-12
In April	5-9	11-6	8-7	10-8	13-8	10-11	6-10	10-5	11-7	6-10	9-9	14-7	10-10	13-11	11-4
May	11-17	14-17	12-14	17-11	21-7	17-9	15-13	19-12	16-11	13-14	14-16	13-11	18-10	13-13	15-12
June	15-13	18-12	13-14	16-12	17-14	16-12	13-15	17-14	14-14	18-16	17-13	17-11	15-12	17-11	10-16
July	13-14	15-12	19-7	19-7	20-6	21-10	16-12	15-13	18-10	9-15	7-20	12-17	16-10	13-16	13-14
August	17-14	14-12	15-15	11-15	17-12	16-12	13-16	14-13	15-15	14-16	11-19	16-12	13-16	15-13	17-11
Sept. - Oct.	10-16	16-9	15-15	16-12	14-16	19-9	17-16	22-8	21-10	13-18	18-9	13-19	15-16	18-9	19-13
Before ASG	33-42	47-37	41-38	49-35	58-31	50-33	38-39	51-38	47-36	34-47	41-44	53-41	51-35	49-41	47-42
After ASG	38-41	41-31	41-34	40-30	44-32	49-30	42-43	46-27	48-31	39-42	35-42	32-36	36-39	40-32	38-28

	1973	1974	1975	1976	1977	1978	1979	1980	1981	1982	1983	1984	1985	1986	1987
At Home	50-31	52-29	49-32	49-32	51-30	54-27	46-35	55-27	33-23	43-38	48-32	40-41	48-33	46-35	40-41
Away	45-35	50-31	39-42	43-38	47-34	41-40	33-48	37-44	30-24	45-36	43-39	39-42	47-34	27-54	33-48
Day Games	26-18	32-14	22-23	26-23	26-20	27-24	23-27	27-22	18-13	23-18	20-26	25-27	28-24	24-27	24-27
Night Games	69-48	70-46	66-51	66-47	72-44	68-43	56-56	65-49	45-34	65-56	71-45	54-56	67-43	49-62	49-62
vs. Right-Handers	65-40	76-44	64-55	61-55	72-48	65-47	51-63	77-66	55-33	75-67	62-50	57-51	65-49	44-58	52-55
vs. Left-Handers	30-26	26-16	24-19	31-15	26-16	30-20	28-20	15-5	8-14	13-7	9-21	22-32	30-18	29-31	21-34
One-Run Dec.	30-23	29-23	29-32	37-25	32-31	28-28	24-26	31-33	16-21	31-27	30-21	34-26	28-20	28-38	19-32
Extra-Inn. Games	15-7	11-7	8-10	8-10	9-11	3-5	9-7	10-9	8-7	11-12	8-6	10-9	8-11	7-12	9-13
Shutouts	15-9	19-7	18-7	17-14	13-7	16-8	6-9	19-4	19-5	16-6	12-7	16-15	21-6	14-14	8-16
In April	11-11	17-6	15-8	10-9	17-3	13-7	10-14	13-7	14-5	10-11	14-6	17-8	11-10	10-13	12-11
May	19-8	19-8	15-12	18-10	16-12	14-13	16-12	15-11	19-10	15-13	18-8	11-15	12-14	13-13	11-15
June	21-8	16-10	13-16	14-15	17-11	17-12	7-20	14-14	3-6	16-13	14-14	13-16	15-10	11-16	13-14
July	15-13	16-13	12-16	13-12	16-12	17-12	12-15	13-14	—	14-12	11-17	11-16	20-70	15-10	10-16
August	17-12	15-12	17-12	19-10	14-15	18-10	17-11	18-11	12-9	19-10	20-10	11-7	6-11	13-16	10-19
Sept. - Oct.	12-14	19-11	16-10	18-14	18-11	16-13	17-11	19-14	15-17	14-15	14-16	11-11	21-15	11-21	17-14
Before ASG	63-37	63-34	49-42	47-39	59-33	50-36	36-57	46-34	36-21	46-42	47-31	45-43	48-37	40-48	39-49
After ASG	32-29	39-26	39-32	45-31	39-31	45-31	43-26	46-37	27-26	42-32	44-40	34-40	47-30	33-41	34-40

	1988	1989	1990	1991	1992	1993	1994	1995	1996	1997	1998	1999	2000	2001	2002
At Home	45-36	44-37	47-34	54-27	37-44	41-40	33-22	39-33	47-34	47-34	48-33	37-44	44-37	44-37	46-35
Away	49-31	33-46	39-42	39-42	26-55	40-41	25-34	39-33	43-38	41-40	35-46	40-41	42-39	42-39	46-35
Day Games	29-19	30-19	19-20	24-21	20-34	20-24	20-14	17-15	26-21	27-19	21-23	25-21	23-22	22-23	29-18
Night Games	65-48	47-64	67-56	69-48	43-65	61-57	38-42	61-51	64-51	61-55	62-56	52-64	63-54	64-53	63-52
vs. Right-Handers	68-40	45-67	55-51	55-39	38-62	51-57	43-36	56-48	66-61	62-49	64-60	53-60	67-51	61-58	68-55
vs. Left-Handers	26-27	32-26	31-25	38-30	25-37	30-24	15-20	22-18	24-11	26-25	19-19	24-25	19-25	25-18	24-15
One-Run Dec.	28-28	27-31	26-13	29-27	17-40	27-27	28-22	19-25	33-23	19-24	30-24	21-27	25-21	29-29	33-15
Extra-Inn. Games	7-7	10-7	10-3	9-11	6-7	10-12	9-3	5-6	9-7	9-8	9-8	4-12	9-5	7-6	7-4
Shutouts	24-10	19-17	12-8	14-8	13-15	9-8	5-7	11-12	9-12	6-6	10-9	6-6	11-11	5-8	15-13
In April	13-7	11-13	11-10	10-10	9-13	8-15	11-12	3-2	14-14	13-11	14-12	13-10	14-10	15-10	16-10
May	14-13	14-11	14-13	17-10	13-10	18-8	17-12	11-17	15-12	13-15	13-17	13-14	14-12	15-13	15-13
June	17-11	12-17	11-15	18-9	9-18	14-13	13-13	18-10	13-14	13-16	13-13	8-17	13-15	13-14	19-8
July	16-12	12-16	16-11	13-13	12-19	14-13	11-15	13-13	15-11	20-7	17-10	11-8	14-12	18-9	10-16
August	17-12	13-14	18-12	13-16	10-18	12-15	6-4	16-14	17-10	19-11	11-18	17-11	15-15	12-16	18-10
Sept. - Oct.	17-12	15-12	16-15	22-11	10-20	15-17	—	17-10	16-11	10-14	15-9	15-15	16-12	13-14	14-13
Before ASG	48-36	40-47	39-43	49-31	39-49	46-41	46-42	36-36	47-42	45-42	43-44	39-47	44-42	48-40	54-34
After ASG	46-31	37-36	47-33	44-38	24-50	35-40	12-14	42-30	43-30	43-32	40-35	38-38	42-34	38-36	38-36

	2003	2004	2005	2006	2007	2008	2009	2010	2011	2012	2013	2014	2015	2016	2017	2018
At Home	46-35	49-32	40-41	49-32	43-38	48-33	50-31	45-36	42-39	45-36	47-34	45-36	55-26	53-28	57-24	45-37
Away	39-42	44-37	31-50	39-42	39-42	36-45	45-36	35-46	40-40	41-40	45-36	49-32	37-44	38-43	47-34	47-34
Day Games	26-14	23-22	20-25	27-22	25-22	23-24	27-17	21-22	25-25	29-19	26-17	23-21	25-16	28-16	30-14	28-17
Night Games	59-63	70-47	51-56	61-52	57-58	61-54	68-50	59-60	57-54	58-57	66-53	71-47	67-54	63-55	74-44	64-54
vs. Right-Handers	61-61	70-47	55-69	69-58	56-58	53-57	68-47	57-55	58-59	50-50	66-43	68-52	67-51	69-47	71-43	52-46
vs. Left-Handers	28-16	23-22	16-22	19-16	26-22	31-21	27-20	23-27	24-20	36-26	26-27	26-16	25-19	22-24	33-15	40-25
One-Run Dec.	26-23	32-16	20-23	20-20	26-22	18-24	28-22	26-24	23-21	29-27	25-21	25-20	23-26	22-20	25-19	22-22
Extra-Inn. Games	6-10	11-3	7-5	3-8	9-4	6-12	12-9	9-4	8-3	8-7	10-5	6-12	6-9	6-8	8-4	8-7
Shutouts	17-13	6-12	9-9	10-9	6-11	6-12	7-7	16-17	17-13	10-15	22-9	16-5	21-12	15-12	16-8	11-8
March-April	14-14	14-8	15-8	12-13	15-11	14-13	15-8	9-14	14-14	16-7	13-13	15-12	13-8	12-13	14-12	12-16
May	17-10	13-14	11-17	18-10	16-11	13-15	20-9	20-8	12-16	16-12	10-17	15-15	16-12	16-12	19-9	14-14
June	14-11	12-14	11-16	11-15	14-15	11-16	14-12	14-13	10-16	11-17	15-13	18-10	15-10	16-12	21-7	17-9
July	9-18	21-7	10-17	9-17	12-12	16-10	15-10	11-15	12-13	13-13	19-6	14-10	14-16	15-9	20-3	16-10
August	17-11	17-11	14-14	21-7	13-15	13-16	14-15	14-15	17-11	14-14	23-6	15-13	15-12	15-13	17-10	14-13
Sept. - Oct.	14-13	16-15	10-19	17-12	12-16	17-18	17-13	12-17	17-9	16-13	12-14	17-8	19-13	17-10	13-17	19-9
Before ASG	49-44	48-38	40-48	46-42	49-40	46-49	56-32	49-39	41-51	47-40	47-47	54-43	51-39	51-40	61-29	53-43
After ASG	36-33	45-31	31-43	42-32	33-40	38-29	39-35	31-43	41-28	39-36	45-23	40-25	41-31	40-31	43-29	39-28

Los Angeles Team Totals 1958-2018

Figures in parentheses indicate rank in league; T is for tie

	1958	1959	1960	1961	1962	1963	1964	1965	1966	1967	1968	1969
Games	154	156	154	154	165	162	162	162	162	162	162	162
Runs	668 (5)	705 (3T)	662 (4)	735 (2)	842 (2)	640 (6)	614 (8)	608 (8)	606 (8)	519 (9)	470 (10)	645 (7T)
Hits	1297 (8)	1360 (6)	1333 (4)	1358 (7)	1510 (4)	1361 (5)	1375 (7)	1329 (7)	1399 (7)	1285 (10)	1234 (9)	1405 (4)
Stolen Bases	73 (1)	84 (1)	95 (1)	86 (1)	198 (1)	124 (1)	141 (1)	172 (1)	94 (2)	56 (8)	57 (7)	80 (3)
Batting Average	.251 (8)	.257 (6)	.255 (3T)	.262 (5)	.268 (4T)	.251 (4)	.250 (6)	.245 (7)	.256 (5)	.236 (10)	.230 (8)	.254 (4)
Opponent Runs	761 (1)	670 (3)	593 (1T)	697 (6)	697 (6)	550 (1)	572 (2)	521 (1)	490 (1)	595 (5)	509 (3)	561 (3)
Los Angeles HR	172 (2)	148 (5)	126 (5)	157 (5)	140 (5)	110 (7)	79 (9)	78 (10)	108 (8T)	82 (10)	67 (9)	97 (11)
Opponent HR	173 (8)	157 (7)	154 (8)	167 (8)	115 (2)	111 (3)	88 (1)	127 (5)	84 (1)	93 (2)	65 (1)	122 (8)
Staff ERA	4.47 (8)	3.79 (3)	3.40 (1)	4.04 (6)	3.62 (3)	2.85 (1)	2.95 (1)	2.81 (1)	2.62 (1)	3.21 (5)	2.69 (2)	3.09 (3)
Saves	31 (2)	26 (1T)	20 (7)	35 (2)	46 (1)	29 (6)	27 (8)	34 (5T)	35 (3T)	24 (7)	31 (5)	31 (6)
Double Plays	198 (1)	154 (4)	142 (4)	162 (5)	144 (9T)	129 (7)	126 (9)	135 (8)	128 (9)	144 (6)	144 (4T)	130 (11)
Fielding Pct.	.975 (6T)	.981 (1)	.979 (1)	.975 (5T)	.970 (9)	.975 (6T)	.973 (8T)	.979 (2T)	.979 (3)	.975 (8T)	.977 (8)	.980 (2T)

	1970	1971	1972	1973	1974	1975	1976	1977	1978	1979	1980	1981
Games	161	162	155	161	162	162	162	162	162	162	163	110
Runs	749 (4)	663 (4)	584 (7)	675 (6)	798 (1)	648 (8)	608 (9)	769 (3)	727 (1)	739 (2)	663 (6)	450 (4)
Hits	1515 (2)	1469 (3)	1349 (5)	1473 (2)	1510 (2)	1355 (9)	1369 (7)	1484 (6)	1425 (2T)	1443 (7)	1459 (4)	984 (2)
Stolen Bases	138 (1)	76 (5)	82 (5)	109 (3)	149 (2)	138 (2)	144 (3)	114 (7)	137 (5T)	106 (8)	123 (8)	73 (10)
Batting Average	.270 (1T)	.266 (3)	.256 (6)	.263 (2)	.272 (2)	.248 (9)	.251 (6T)	.266 (5T)	.264 (1T)	.263 (7)	.263 (4)	.262 (4)
Opponent Runs	684 (5)	587 (4)	527 (2)	565 (1)	561 (1)	534 (1)	543 (2)	582 (1)	573 (1)	717 (9)	591 (2)	356 (2)
Los Angeles HR	87 (12)	95 (9T)	98 (9T)	110 (10)	561 (1)	534 (1)	543 (2)	582 (1)	573 (1)	717 (9)	591 (2)	356 (2)
Opponent HR	164 (11)	110 (6)	83 (1)	129 (2)	112 (8)	104 (8)	97 (8T)	119 (4)	107 (6)	101 (3)	105 (7)	54 (3)
Staff ERA	3.82 (5)	3.23 (3T)	2.78 (1)	3.00 (1)	2.97 (1)	2.92 (1)	3.02 (2)	3.22 (1)	3.12 (1)	3.83 (7)	3.24 (2)	3.01 (2)
Saves	42 (3)	33 (3)	29 (6)	38 (6T)	23 (5)	21 (11)	28 (7)	39 (4T)	38 (4T)	34 (6T)	42 (2)	24 (5T)
Double Plays	135 (10)	159 (5)	145 (6)	166 (2)	122 (12)	106 (12)	154 (5)	160 (3)	178 (7)	123 (11T)	149 (5T)	101 (6)
Fielding Percentage	.978 (4T)	.979 (6T)	.974 (10T)	.981 (2T)	.975 (7T)	.979 (2T)	.980 (3)	.981 (2T)	.978 (4T)	.981 (2)	.981 (2T)	.980 (3T)

	1982	1983	1984	1985	1986	1987	1988	1989	1990	1991	1992	1993
Games	162	162	162	162	162	162	162	160	162	162	162	162
Runs	691 (4)	654 (8)	580 (12)	682 (5)	638 (9)	635 (12)	628 (6T)	554 (12)	728 (3)	665 (5)	548 (12)	675 (12)
Hits	1477 (2)	1358 (8)	1313 (12)	1432 (3)	1373 (9)	1389 (11)	1346 (6)	1313 (11)	1436 (4)	1366 (5T)	1333 (10)	1458 (8)
Stolen Bases	151 (5T)	166 (3)	109 (10)	136 (5)	155 (5)	128 (9)	131 (6)	81 (12)	141 (6)	126 (5)	142 (3)	126 (5)
Batting Average	.264 (2T)	.250 (7T)	.244 (11T)	.261 (2T)	.251 (9)	.252 (12)	.248 (5T)	.240 (10)	.262 (4)	.253 (6)	.248 (9)	.261 (10)
Opponent Runs	612 (2)	609 (1)	600 (3)	579 (3)	679 (5)	675 (2)	544 (2)	536 (1)	685 (7)	565 (1)	636 (7)	662 (4)
Los Angeles HR	138 (2)	146 (1)	102 (8)	129 (4)	130 (7)	125 (8)	99 (8)	89 (11)	129 (6)	108 (9)	72 (12)	130 (10)
Opponent HR	81 (1)	97 (2T)	76 (1)	102 (3)	115 (2)	130 (2)	84 (2)	95 (2)	137 (11)	96 (1)	82 (1)	103 (2)
Staff ERA	3.26 (1)	3.10 (1)	3.17 (2)	2.96 (1)	3.76 (5)	3.72 (2)	2.96 (2)	2.95 (1)	3.72 (7)	3.06 (1)	3.41 (6)	3.50 (3)
Saves	28 (12)	40 (8)	27 (11)	36 (8)	25 (12)	32 (11T)	49 (1)	36 (9)	29 (12)	40 (7T)	29 (12)	36 (10)
Double Plays	131 (9)	132 (8)	146 (6)	131 (11)	118 (11)	144 (6)	126 (11)	153 (1)	123 (10)	126 (8)	136 (5)	141 (9T)
Fielding Percentage	.979 (5T)	.974 (1)	.975 (10T)	.974 (12)	.971 (12)	.975 (12)	.977 (10)	.981 (3)	.979 (6T)	.980 (7)	.972 (12)	.979 (7T)

	1994	1995	1996	1997	1998	1999	2000	2001	2002	2003	2004	2005
Games	114	144	162	162	162	162	162	160	162	162	162	162
Runs	532 (7)	634 (10)	703 (12)	742 (7)	669 (12)	793 (11)	798 (8)	758 (8)	713 (7)	574 (16)	761 (9)	685 (12)
Hits	1055 (6)	1303 (7)	1396 (13)	1488 (4)	1374 (14)	1480 (9)	1408 (14)	1399 (11)	1464 (5)	1328 (15)	1450 (9)	1374 (15)
Stolen Bases	74 (8)	127 (5)	124 (6)	131 (7)	137 (3)	167 (2)	95 (9)	89 (8T)	96 (6)	80 (6)	102 (5)	58 (15)
Batting Average	.270 (6)	.264 (7)	.252 (13)	.268 (4)	.252 (13)	.266 (10)	.257 (12)	.255 (11)	.264 (5)	.243 (16)	.262 (10)	.253 (15)
Opponent Runs	509 (7)	609 (2)	652 (2)	645 (2)	678 (5)	787 (8)	729 (2)	744 (7)	643 (3)	556 (1)	684 (4)	755 (12)
Los Angeles HR	115 (7)	140 (7)	150 (6)	174 (2T)	159 (8T)	187 (8)	211 (4)	206 (6)	155 (11)	124 (15)	203 (4)	149 (11)
Opponent HR	90 (2)	125 (3)	125 (3)	163 (9)	135 (2)	192 (10)	176 (7)	184 (7)	165 (9)	127 (1)	178 (10)	182 (12)
Staff ERA	4.17 (9)	3.66 (2)	3.46 (1)	3.62 (4T)	3.81 (5)	4.45 (7)	4.10 (2)	4.25 (8)	3.69 (3)	3.16 (1)	4.01 (4)	4.38 (12)
Saves	20 (4)	37 (7)	50 (2)	45 (3T)	47 (3)	37 (11)	36 (11)	46 (5T)	56 (2)	58 (1)	51 (3)	40 (9)
Double Plays	104 (9)	120 (10T)	143 (12T)	104 (14)	154 (8)	137 (12)	151 (7T)	138 (9T)	134 (15)	164 (2)	145 (8)	141 (11)
Fielding Percentage	.980 (8T)	.976 (14)	.980 (5T)	.981 (8)	.978 (13)	.978 (12T)	.978 (13T)	.981 (12T)	.985 (3T)	.981 (10T)	.988 (1)	.983 (10)

	2006	2007	2008	2009	2010	2011	2012	2013	2014	2015	2016	2017	2018
Games	162	162	162	162	162	161	162	162	162	162	162	162	163
Runs	820 (4)	735 (10)	700 (13)	780 (4)	667 (11)	644 (9)	637 (13)	649 (7)	718 (2)	667 (8)	725 (7)	770 (6)	804 (1)
Hits	1552 (1)	1544 (4)	1455 (6)	1511 (1)	1368 (10)	1395 (9)	1369 (9)	1447 (4)	1476 (2)	1346 (13)	1376 (11)	1347 (13)	1394 (7)
Stolen Bases	128 (2)	137 (3)	126 (4)	116 (3)	92 (8T)	126 (4)	104 (8)	78 (7T)	138 (1)	59 (13)	45 (13)	77 (8T)	75 (9)
Batting Average	.276 (1)	.275 (2T)	.264 (5)	.270 (1)	.252 (10)	.257 (6)	.252 (8)	.264 (3)	.265 (2)	.250 (10)	.249 (11)	.249 (11T)	.250 (8)
Opponent Runs	751 (4)	727 (4)	648 (1)	611 (1T)	692 (8)	612 (5)	597 (3)	582 (3)	617 (7)	595 (2)	638 (5)	580 (1)	610 (1)
Los Angeles HR	153 (15)	129 (15)	137 (13)	145 (11)	120 (15)	117 (12)	116 (15)	138 (10)	134 (6)	187 (1)	189 (8)	221 (4)	235 (1)
Opponent HR	152 (1)	146 (3)	123 (1)	127 (3)	134 (3T)	132 (6)	122 (1)	127 (4T)	142 (11)	145 (5T)	165 (7)	184 (5)	179 (9)
Staff ERA	4.23 (4)	4.20 (6)	3.68 (1)	3.41 (1)	4.01 (8)	3.54 (5)	3.34 (2T)	3.25 (2)	3.40 (4)	3.44 (5)	3.70 (5)	3.38 (1)	3.38 (1)
Saves	40 (7)	43 (5)	35 (11)	44 (4)	41 (5T)	40 (12T)	40 (10)	46 (4)	47 (4)	47 (5)	47 (4)	51 (2)	48 (3)
Double Plays	174 (2)	160 (4)	124 (8)	134 (12T)	124 (14)	121 (16)	138 (7)	160 (3)	145 (7T)	133 (11)	101 (15)	131 (13)	111 (15)
Fielding Percentage	.982 (10T)	.981 (14)	.984 (7)	.986 (4)	.984 (6T)	.986 (3)	.984 (5)	.982 (12)	.983 (9T)	.988 (1)	.986 (3)	.985 (5T)	.983 (9T)

Los Angeles Batting Leaders 1958-2018

Year	Games	Runs	Hits	Singles	Doubles	Triples
1958	Gilliam (147)	Neal (87)	Gilliam (145)	Gilliam (113)	Gilliam (25)	Roseboro (9)
1959	Neal (151)	Neal (103)	Neal (177)	Gilliam (131)	Neal (30)	Moon, Neal (11)
1960	Gilliam (151)	Gilliam (96)	Wills (152)	Wills (135)	Larker (26)	Moon (6)
1961	Wills (149)	Wills (105)	Wills (173)	Wills (150)	Gilliam (26)	Wills (10)
1962	Wills (165) ***	Wills (130)	T. Davis (230)*	Wills (179)*	T. Davis (27)	Wills, W. Davis (10)
1963	W. Davis (156)	Wills (83)	T. Davis (181)	T. Davis (143)	Gilliam (27)	W. Davis (8)
1964	Wills (158)	W. Davis (91)	W. Davis (180)	Wills (151)	Roseboro (24)	W. Davis (7)
1965	Wills, Fairly (158)	Wills (92)	Wills (186)	Wills (165)*	Fairly (28)	Wills, Parker (7)
1966	Parker (156)	W. Davis (74)	W. Davis (177)	Wills (145)	W. Davis (31)	W. Davis (6)
1967	Fairly (153)	W. Davis (65)	W. Davis (146)	W. Davis (102)	Fairly (19)	W. Davis (9)
1968	W. Davis (160)	W. Davis (86)	W. Davis (161)	W. Davis (120)	Haller (27)	W. Davis (10)
1969	Sizemore (159)	Parker (76)	Sizemore (160)	Sizemore (131)	Davis, Parker (23)	W. Davis, Wills (8)
1970	Parker (161)*	W. Davis, Grabarkewitz (92)	Parker (196)	Parker (135)	Parker (47)*	W. Davis (16)*
1971	W. Davis (158)	W. Davis (84)	W. Davis (198)	Wills (149)	W. Davis (33)	W. Davis (10)
1972	W. Davis (149)	W. Davis (81)	W. Davis (178)	W. Davis (130)	W. Davis (22)	W. Davis (7)
1973	Russell (162) †	Ferguson (84)	W. Davis (171)	Buckner, Russell (130)	W. Davis (29)	W. Davis (9)
1974	Russell (160)	Wynn (104)	Garvey (200)	Garvey (144)	Garvey (32)	Paciorek, Russell (6)
1975	Garvey (160)	Lopes (108)	Garvey (210)	Garvey (148)	Garvey (38)	Garvey (6)
1976	Garvey (162)	Garvey (85)	Garvey (200)	Buckner (154)	Garvey (37)	Lopes (7)
1977	Garvey (162)*	Smith (104)	Garvey (192)	Russell (138)	Russell (28)	Russell (6)
1978	Garvey (162)*	Lopes (93)	Garvey (202)*	Russell (140)	Garvey (36)	Garvey (9)
1979	Garvey (162)	Lopes (109)	Garvey (204)	Garvey (143)	Garvey (32)	Lopes (6)
1980	Garvey (163)*	Cey (81)	Garvey (200)*	Garvey (146)	Garvey (27)	Baker, Law (4)
1981	Garvey (110)*	Garvey (63)	Baker (128)	Baker (99)	Garvey (23)	Landreaux (4)
1982	Garvey (162)*	Sax (88)	Sax (180)	Sax (146)	Garvey (35)	Sax, Landreaux (7)
1983	Guerrero (160)	Sax (94)	Sax (175)	Sax (147)	Guerrero (28)	Guerrero, Thomas (6)
1984	Sax (145)	Guerrero (85)	Guerrero (162)	Guerrero (113)	Guerrero (29)	Landreaux (5)
1985	Landreaux (147)	Guerrero (99)	Guerrero (156)	Sax (123)	Marshall (27)	Duncan (6)
1986	Sax (157)	Sax (91)	Sax (210)	Sax (157)	Sax (43)	Sax (4)
1987	Sax (157)	Guerrero (89)	Guerrero (184)	Sax (136)	Scioscia, Shelby (26)	Sax (7)
1988	Sax (160)	Gibson (106)	Sax (175)	Sax (147)*	Gibson (28)	Shelby (6)
1989	Murray (160)	Murray (66)	Randolph (155)	Randolph (136)	Hamilton (35)	Gibson, Gonzalez, Griffin, Hatcher (2)
1990	Murray (155)	Murray (96)	Murray (184)	Murray (133)	Brooks (28)	Harris (4)
1991	Butler (161)*	Butler (112)*	Butler (182)	Butler (162)*	Murray (23)	Samuel (6)
1992	Butler (157)	Butler (86)	Butler (171)	Butler (143)*	Karros (30)	Butler (11)
1993	Karros, Offerman (157)	Piazza (81)	Butler (181)	Butler (149)*	Snyder (33)	Butler (10)
1994	Wallach (113)	Butler (79)	Mondesi (133)	Butler (101)	Mondesi (27)	Butler (9)
1995	Karros (143)	Mondesi (91)	Karros (164)	Piazza (101)	Karros (29)	Mondesi, Offerman (6)
1996	Mondesi (157)	Mondesi (98)	Mondesi (188)	Piazza (132)	Mondesi (40)	DeShields (6)
1997	Karros (162)*	Piazza (104)	Piazza (201)	Piazza (128)	Mondesi (42)	Guerrero (9)
1998	Mondesi (148)	Mondesi (85)	Mondesi (162)	Karros (106)	Mondesi (26)	Mondesi (5)
1999	Mondesi (159)	Sheffield (103)	Karros (176)	Grudzielanek (124)	Karros (40)	Beltre, Mondesi
2000	Green (162)*	Sheffield (105)	Grudzielanek (172)	Grudzielanek (124)	Green (44)	Grudzielanek, Cora (6)
2001	Green (161)	Green (124)	Green (184)	Green (100)	Green (31)	Goodwin (5)
2002	Beltre (159)	Green (110)	Green (166)	Lo Duca (114)	Lo Duca (38)	Roberts (7)
2003	Green (160)	Green (84)	Green (171)	Izturis, Lo Duca (112)	Green (49)	Izturis (6)
2004	Izturis (159)	Beltre (104)	Beltre (200)	Izturis (148)	Izturis, Beltre (32)	Izturis (9)
2005	Kent (149)	Kent (100)	Kent (160)	Kent (95)	Kent (36)	Repko (3)
2006	Furcal (159)	Furcal (113)	Furcal (196)	Furcal (140)	Drew (34)	Lofton (12)
2007	Pierre (162)	Pierre (96)	Pierre (196)	Pierre (164)	Kent (36)	Pierre (8)
2008	Loney (161)	Kemp (93)	Kemp (176)	Loney (118)	Ethier, Kemp (38)	Loney (6)
2009	Ethier (160)	Kemp (97)	Kemp (180)	Furcal (123)	Ethier (42)	Pierre (8)
2010	Kemp (162)	Kemp (82)	Loney (157)	Loney (104)	Loney (41)	Furcal (7)
2011	Kemp (161)	Kemp (115)	Kemp (195)	Kemp (119)	Kemp (33)	Carroll, Gwynn (6)
2012	Ethier (149)	Ethier (79)	Ethier (158)	Ethier (101)	Ethier (36)	Gwynn (4)
2013	Gonzalez (157)	Gonzalez (69)	Gonzalez (171)	Gonzalez (117)	Ethier (33)	Crawford (3)
2014	Gonzalez (159)	Gordon/Puig (92)	Gordon (176)	Gordon (138)	Gonzalez (41)	Gordon (12)
2015	Gonzalez (156)	Gonzalez (76)	Gonzalez (157)	Kendrick (104)	Gonzalez (33)	Ethier (7)
2016	Seager (157)	Seager (105)	Seager (193)	Seager (122)	Seager (40)	Seager (5)
2017	Puig (152)	Bellinger (87)	Seager (159)	Seager (104)	Taylor (34)	Taylor (5)
2018	Bellinger (162)	Taylor (85)	Bellinger (145)	Kemp (88)	Taylor (35)	Taylor (8)
Record	L.A. Wills (165)	Wills (130)	T. Davis (230)	Wills (179)	Green (49)	W. Davis (16)
Year	Home Runs	Total Bases	RBI	Base on Balls	Hit by Pitch	Strikeouts
1958	Neal, Hodges (22)	Neal (207)	Ririllo (83)	Gilliam (78)	Neal (5)	Zimmer (92)
1959	Hodges (25)	Neal (286)	Snider (88)	Gilliam (96)*	Demeter (6)	Hodges (92)
1960	Howard (23)	Moon (212)	Larker (78)	Gilliam (96)	Roseboro (4)	Howard (108)
1961	Roseboro (18)	Moon (234)	Moon (88)	Moon (89)	W. Davis (5)	Moon (79)
1962	Howard (31)	T. Davis (356)	T. Davis (153)*	Gilliam (93)	Roseboro (7)	Howard (108)
1963	Howard (28)	T. Davis (254)	T. Davis (88)	Gilliam (60)	T. Davis, Howard (4)	Howard (116)
1964	Howard (24)	W. Davis (253)	T. Davis (86)	Fairly (65)	Roseboro, T. Davis (4)	Howard (113)
1965	Lefebvre, Johnson (12)	Wills (214)	Fairly (70)	Fairly (76)	Johnson (16)	Parker (95)
1966	Lefebvre (24)	W. Davis (253)	Lefebvre (74)	Parker (69)	Johnson (14)	Parker (83)
1967	Ferrara (16)	W. Davis (209)	Fairly (55)	Parker (65)	Hunt (10)	Parker (83)
1968	Gabrielson (10)	W. Davis (226)	Haller (53)	Parker (49)	Fairly (4)	W. Davis (88)
1969	Kosco (19)	W. Davis (227)	Kosco (74)	Parker (56)	Sizemore (5)	Sudakis (94)

*League Leader ***Major League Record †Tied for League Lead ‡All-Time Dodger Record

Los Angeles Batting Leaders 1958-2018 (Continued)

Year	Home Runs	Total Bases	RBI	Base on Balls	Hit by Pitch	Strikeouts
1970	Grabarkewitz (17)	Parker (281)	Parker (111)	Grabarkewitz (95)	Grabarkewitz (6)	Grabarkewitz (149)
1971	Allen (23)	W. Davis (281)	Allen (90)	Allen (93)	Buckner (5)	Allen (113)
1972	W. Davis, Robinson (19)	W. Davis (271)	W. Davis (79)	Parker (62)	Mota (5)	Robinson (76)
1973	Ferguson (25)	W. Davis (266)	Ferguson (88)	Ferguson (87)	W. Davis, Lopes (5)	Crawford (91)
1974	Wynn (32)	Garvey (301)	Garvey (111)	Wynn (108)	Cey (7)	Wynn (104)
1975	Cey (25)	Garvey (314)	Garvey (101)	Wynn (110)	Yeager (8)	Lopes (93)
1976	Cey (23)	Garvey (284)	Cey, Garvey (80)	Cey (89)	Yeager (7)	Yeager (84)
1977	Garvey (33)	Garvey (322)	Garvey (115)	Smith (104)	Baker (6)	Monday (109)
1978	Smith (29)	Garvey (319)	Garvey (113)	Cey (96)	Cey (7)	Monday (100)
1979	Cey, Garvey, Lopes (28)	Garvey (322)	Garvey (110)	Lopes (97)	Lopes (4)	Lopes (88)
1980	Baker (19)	Garvey (307)	Garvey (106)	Cey (69)	Cey (5)	Cey (92)
1981	Cey (13)	Baker (178)	Garvey (64)	Cey (40)	Scioscia (4)	Guerrero (57)
1982	Guerrero (32)	Guerrero (308)	Guerrero (100)	Guerrero (65)	Guerrero (5)	Cey (99)
1983	Guerrero (30)	Guerrero (310)	Guerrero (103)	Brook (83)	Marshall (5)	Marshall (127)
1984	Marshall (21)	Guerrero (247)	Guerrero (72)	Scioscia (52)	Marshall (3)	Guerrero (105)
1985	Guerrero (33)	Guerrero (281)	Marshall (95)	Guerrero (83)	Guerrero (6)	Marshall (137)
1986	Stubbs (23)	Sax (279)	Madlock (60)	Scioscia (62)	Madlock (5)	Stubbs (107)
1987	Guerrero (27)	Guerrero (294)	Guerrero (89)	Guerrero (74)	Guerrero, Trevino, Marshall (4)	Shelby (97)
1988	Gibson (25)	Gibson (262)	Marshall (82)	Gibson (73)	Gibson, Marshall (7)	Shelby (128)
1989	Murray (20)	Murray (238)	Murray (88)	Murray (87)	Marshall (5)	Shelby (92)
1990	Daniels (27)	Murray (290)	Murray (95)	Murray (82)	Brooks (6)	Samuel (126)
1991	Strawberry (28)	Strawberry (234)	Strawberry (99)	Butler (108)*	Carter (7)	Samuel (133)
1992	Karros (20)	Karros (232)	Karros (88)	Butler (95)	Hernandez (4)	Karros (103)
1993	Piazza (35)	Piazza (307)	Piazza (112)	Butler (86)	Hernandez (5)	Snyder (147)
1994	Piazza (24)	Mondesi (224)	Piazza (92)	Butler (68)	Wallach (4)	Wallach (80)
1995	Karros, Piazza (32)	Karros (295)	Karros (105)	Offerman (69)	4 tied with 4	Karros (115)
1996	Piazza (36)	Mondesi (314)	Karros (111)	Piazza (81)	Mondesi (5)	DeShields (124)
1997	Piazza (40)	Piazza (355)	Piazza (124)	Zeile (85)	Zeile, Mondesi (6)	Gagne (120)
1998	Mondesi (30)	Mondesi (388)	Mondesi (90)	Sheffield (69)	Sheffield (6)	Mondesi (112)
1999	Karros, Sheffield (34)	Karros (318)	Karros (112)	Sheffield (101)	Grudzielanek (10)	Mondesi (134)
2000	Sheffield (43)	Sheffield (322)	Sheffield (109)	Sheffield (101)	Grudzielanek (9)	Karros (122)
2001	Green (49)	Green (370)	Green (125)	Sheffield (94)	Grudzielanek (11)	Green, Grissom (107)
2002	Green (42)	Green (320)	Green (114)	Green (93)	Lo Duca (10)	Green (112)
2003	Beltre (23)	Green (281)	Green (85)	Green (68)	Kinkade (16)	Green (112)
2004	Beltre (48)*	Beltre (376)	Beltre (121)	Bradley, Green (71)	Cora (18)	Bradley (123)
2005	Kent (29)	Kent (213)	Kent (105)	Kent (72)	Kent/Choi (8)	Werth (114)
2006	Drew/Garciaparra (20)	Furcal (291)	Drew (100)	Drew (89)	Kent/Garciaparra (8)	Drew (106)
2007	Kent (20)	Martin (253)	Martin (87)	Martin (67)	Martin (7)	Martin (89)
2008	Ethier (20)	Kemp (278)	Loney (90)	Martin (90)	Kent (7)	Kemp (153)
2009	Ethier (31)	Ethier (303)	Ethier (106)	Ethier (72)	Ethier (13)	Kemp (139)
2010	Kemp (28)	Kemp (271)	Kemp (89)	Ethier (59)	Blake (8)	Kemp (170)
2011	Kemp (39)	Kemp (353)	Kemp (126)	Kemp (74)	Kemp, Uribe (6)	Kemp (159)
2012	Kemp (23)	Ethier (256)	Ethier (89)	A. Ellis (65)	Ethier (9)	Ethier (124)
2013	Gonzalez (22)	Gonzalez (269)	Gonzalez (100)	Ethier (61)	Puig (11)	Gonzalez (98)
2014	Gonzalez (27)	Gonzalez (285)	Gonzalez (116)	Puig (67)	Puig (12)	Kemp (145)
2015	Gonzalez (28)	Gonzalez (274)	Gonzalez (90)	Pederson (92)	Turner (13)	Pederson (170)
2016	Grandal/Turner (27)	Seager (321)	Gonzalez/Turner (90)	Grandal (64)	Utley (11)	Seager (133)
2017	Bellinger (39)	Bellinger (279)	Bellinger (97)	Forsythe (69)	Turner (19)	Bellinger (146)
2018	Muncy (35)	Bellinger (262)	Kemp (85)	Muncy (79)	Turner (12)	Taylor (178)
	L.A. Green (49)	Beltre (376)	T. Davis (153)	Wynn (110)	Turner (19)	Taylor (178)
Year	Stolen Bases	Sacrifice Flies	Sacrifice Hits	Slugging Pct.	Batting Average	
1958	Gilliam (18)	Furillo (7)	Zimmer (9)	Snider (.505)	Snider (.312)	
1959	Gilliam (23)	Demeter (5)	Neal (21)*	Snider (.535)	Snider (.308)	
1960	Wills (50)*	Larker (9)	Neal (14)*	Howard (.464)	Larker (.323)	
1961	Wills (35)*	Roseboro (6)	Wills (13)*	Snider (.582)	Moon (.328)	
1962	Wills (104)*	T. Davis, W. Davis (8)	Gilliam (15)*	Howard (.580)	T. Davis (.346)*	
1963	Wills (40)*	T. Davis, Roseboro (7)	Gilliam (12)	Howard (.518)	T. Davis (.326)*	
1964	Wills (53)*	Howard (7)	Drysdale (14)	Howard (.432)	W. Davis (.294)	
1965	Wills (94)*	W. Davis (7)	Parker (19)*	Johnson (.391)	Wills (.286)	
1966	Wills (38)	W. Davis, Lefebvre (5)	Wills (13)	Fairly (.464)	W. Davis (.284)	
1967	W. Davis (20)	Fairly (8)	Parker (10)	Ferrara (.467)	Ferrara (.277)	
1968	W. Davis (36)	Haller (9)	Parker (12)	Gabrielson (.428)	Haller (.285)	
1969	Wills (25)	Parker (6)	Mota (12)	W. Davis (.455)	Mota (.322)	
1970	W. Davis (38)	Parker (8)	Mota (12)	Parker (.457)	Parker (.319)	
1971	W. Davis (20)	Parker (8)	Mota (9)	Allen (.468)	W. Davis (.309)	
1972	W. Davis (20)	W. Davis (7)	Sutton (11)	W. Davis (.441)	Mota (.323)	
1973	Lopes (36)	Ferguson (10)	Russell (9)	McMullen (.482)	Mota (.314)	
1974	Lopes (59)	Wynn (11)	Russell (11)	Wynn (.497)	Buckner (.314)	
1975	Lopes (77)*	Cey (8)	Lopes (13)	Garvey (.476)	Garvey (.319)	
1976	Lopes (63)*	Garvey (9)	Hooton (13)	Cey (.462)	Garvey (.317)	
1977	Lopes (47)	Cey, Smith (7)	Hooton (14)	Smith (.576)	Smith (.307)	
1978	Lopes (45)	Smith (13)*	Hooton (18)	Smith (.559)	Garvey (.316)	
1979	Lopes (44)	Garvey (6)	Russell (14)	Cey (.499)	Garvey (.315)	
1980	Law (40)	Baker (12)	Hooton (14)	Smith (.508)	Garvey (.304)	
1981	Lopes (20)	Baker (5)	Hooton, Reuss, Thomas, Welch (7)	Cey (.474)	Baker (.320)	
1982	Sax (49)	Garvey, Baker (9)	Reuss (16)	Guerrero (.536)	Guerrero (.304)	
1983	Sax (56)	Baker (7)	Russell, Valenzuela (12)	Guerrero (.531)	Guerrero (.298)	
1984	Sax (34)	Guerrero (8)	Russell, Honeycutt, Valenzuela (8)	Guerrero (.462)	Guerrero (.303)	
1985	Duncan (38)	Landreaux (8)	Duncan (13)	Guerrero (.577)*	Guerrero (.320)	
1986	Duncan (48)	Madlock (6)	Hershiser (10)	Guerrero (.541)	Sax (.332)	

*League Leader ***Major League Record †Tied for League Lead ‡All-Time Dodger Record

H I S T O R Y A N D R E C O R D S

Los Angeles Batting Leaders 1958-2018 (Continued)

Year	Stolen Bases	Sacrifice Flies	Sacrifice Hits	Slugging Pct.	Batting Average
1987	Sax (37)	Shelby (9)	Hershiser (10)	Guerrero (.539)	Guerrero (.338)
1988	Sax (42)	Gibson (7)	Hershiser (19)	Gibson (.483)	Gibson (.290)
1989	Gibson (12)	Murray (7)	Griffin (11)	Marshall (.408)	Randolph (.282)
1990	Samuel (38)	Brooks (11)	Sharperson (8)	Diazia (.531)	Murray (.330)
1991	Butler (38)	Murray (8)	Harris (12)	Strawberry (.491)	Butler (.296)
1992	Butler (41)	Wenzinger, Karros, Webster (5)	Butler (24)	Karros (.426)	Butler (.309)
1993	Butler (39)	Wallach (9)	Offerman (25)	Piazza (.561)	Piazza (.318)
1994	Butler, DeShields (27)	Karros (11)	Butler (7)	Piazza (.541)	Piazza (.319)
1995	DeShields (39)	Kelly, Mondesi (7)	Offerman (10)	Piazza (.606)	Piazza (.346)
1996	DeShields (48)	Karros (8)	Castro, Gagne (4)	Piazza (.563)	Piazza (.336)
1997	Mondesi (32)	Karros (9)	Butler (15)	Piazza (.638)	Piazza (.362)
1998	Young (42)	Karros, Sheffield (7)	Vizcaino (10)	Sheffield (.535)	Sheffield (.316)
1999	Young (51)	Sheffield (9)	Brown (13)	Karros (.550)	Grudzielanek (.326)
2000	Green (24)	Karros (12)	Brown (14)	Sheffield (.643)	Sheffield (.325)
2001	Goodwin (22)	Lo Duca (9)	Park, Prokopec (7)	Green (.598)	Lo Duca (.320)
2002	Roberts (45)	Beltre (6)	Izturis, Perez (10)	Green (.558)	Green, Jordan (.285)
2003	Roberts (40)	Beltre, Green (6)	Cora (11)	Green (.460)	Cabrera (.282)
2004	Roberts (33)	Ross (5)	Cora, Izturis (12)	Beltre (.629)	Beltre (.334)
2005	Werth/A. Perez (11)	Ledee (6)	Penny/Lowe (9)	Kent (.512)	A. Perez (.297)
2006	Furcal (37)	Drew/Ethier (6)	Lowe (10)	Garciaparra (.505)	Ethier (.308)
2007	Pierre (64)	Ethier (8)	Pierre (20)	Kent (.500)	Kent (.302)
2008	Pierre (40)	Ethier, Loney (7)	Kershaw (9)	Ethier (.510)	Ethier (.305)
2009	Kemp (34)	Blake (10)	4 tied with 9	Ethier (.508)	Kemp (.297)
2010	Furcal (22)	Kemp (9)	Kershaw (18)	Ethier (.493)	Ethier (.292)
2011	Kemp (41)	Kemp (7)	Kershaw (11)	Kemp (.586)	Kemp (.324)
2012	Gordon (32)	Rivera (6)	Kershaw (14)	Ethier (.460)	Ethier (.284)
2013	Crawford (15)	Gonzalez (10)	Kershaw (9)	Gonzalez (.461)	Gonzalez (.293)
2014	Gordon (64)	Gonzalez (11)	Ryu (8)	Kemp (.506)	Puig (.296)
2015	Rollins (12)	Turner (4)	Anderson (9)	Gonzalez (.480)	Kendrick (.295)
2016	Kendrick (10)	Turner (8)	Maeda (8)	Seager (.512)	Seager (.308)
2017	Taylor (17)	Turner (7)	Kershaw (6)	Bellinger (.581)	Turner (.322)
2018	Puig (15)	Kemp (7)	Maeda (8)	Muncy (.582)	Turner (.312)
L.A.	Wills (104)	Smith (13)	Offerman (25)	Sheffield (.643)	Piazza (.362)

Record

Los Angeles Pitching Leaders 1958-2018

Year	Games	Games Started	Complete Games	Innings Pitched	Strikeouts	Base on Balls
1958	Labine (52)	Podres (31)	Podres (31)	Drysdale (212)	Podres (143)	Koufax (105)
1959	Labine (56)	Drysdale (36)	Drysdale (15)	Drysdale (271)	Drysdale (242)*	Drysdale (93)
1960	Roebuck (58)	Drysdale (56)	Drysdale (15)	Drysdale (269)	Drysdale (246)*	Koufax (100)
1961	Perranoski, Sherry (53)	Drysdale (37)	Koufax (15)	Koufax (256)	Koufax (269)	Williams (108)
1962	Perranoski (70)*	Drysdale (41)	Drysdale (19)	Drysdale (314.1)*	Drysdale (232)*	Williams (98)
1963	Perranoski (69)*	Drysdale (42)*	Koufax (20)	Drysdale (315.1)	Koufax (306)*	Miller (85)
1964	R. Miller (74)	Drysdale (40)*	Drysdale (21)	Drysdale (321.1)*	Drysdale (237)	Drysdale (68)
1965	Miller (61)	Drysdale (42)*	Koufax (27)*	Koufax (335.2)*	Koufax (382)	Osteen (78)
1966	Regan (65)	Koufax (41)	Koufax (27)*	Koufax (323)*	Koufax (317)*	Koufax (77)
1967	Perranoski (70)	Osteen (39)	Osteen (14)	Osteen (280)	Drysdale (196)	Singer (61)
1968	Brewer (54)	Osteen, Singer (36)	Drysdale, Singer (12)	Singer (256)	Singer (227)	Singer (78)
1969	Mikkelsen (48)	Osteen, Sutton (41)	Singer, Osteen (16)	Osteen (321)	Singer (247)	Sutton (91)
1970	Brewer (58)	Sutton (38)	Osteen (11)	Sutton (260)	Sutton (201)	Foster (81)
1971	Brewer (55)	Osteen (38)	Downing, Sutton (12)	Sutton (265)	Sutton (194)	Downing (84)
1972	Brewer (51)	Osteen, Sutton (33)	Sutton (18)	Sutton (273)	Sutton (207)	Osteen (69)
1973	Brewer (56)	Messersmith, Osteen, Sutton (33)	Sutton (14)	Sutton (256.1)	Sutton (200)	Messersmith (77)
1974	Marshall (106)***	Sutton (40)	Messersmith (13)	Messersmith (292.1)	Messersmith (221)	Messersmith (94)
1975	Marshall (57)	Messersmith (40)*	Messersmith (19)*	Messersmith (322)*	Messersmith (213)	Messersmith (96)
1976	Hough (77)	Sutton (34)	Sutton (15)	Sutton (267.2)	Sutton (161)	Sutton (82)
1977	Hough (70)	Sutton (33)	John (11)	Sutton (240.1)	Hooton (153)	Hough (70)
1978	Hough (59)	Sutton (34)	Sutton (12)	Sutton (238.1)	Sutton (154)	Resa (73)
1979	Hough (42)	Sutton (32)	Hooton (12)	Sutcliffe (242)	Sutton (146)	Sutcliffe (97)
1980	Castillo (61)	Hooton (33)	Reuss (10)	Reuss (229)	Welch (141)	Welch (79)
1981	Howe (41)	Valenzuela (25)	Valenzuela (11)*	Valenzuela (192)*	Valenzuela (180)*	Valenzuela (61)
1982	Howe (66)	Valenzuela, Reuss (37)	Valenzuela (18)	Valenzuela (285)	Valenzuela (199)	Valenzuela (83)
1983	Niedenfufer (66)	Valenzuela (35)	Valenzuela (9)	Valenzuela (257)	Valenzuela (189)	Valenzuela (99)
1984	Zachry (58)	Valenzuela (34)	Valenzuela (12)	Valenzuela (261)	Valenzuela (240)	Valenzuela (106)
1985	Niedenfufer (64)	Valenzuela (35)	Valenzuela (14)	Valenzuela (272.1)	Valenzuela (208)	Valenzuela (101)
1986	Howell (62)	Hershiser (35)	Valenzuela (20)*	Valenzuela (269.1)	Hershiser (242)	Hershiser (95)
1987	Holton (53)	Hershiser, Welch (35)	Valenzuela (12)	Hershiser (284.2)	Welch (196)	Valenzuela (124)
1988	Peña (60)	Hershiser, Leary (34)	Hershiser (15)	Hershiser (267)*	Leary (180)	Hershiser (73)
1989	Howell (56)	Hershiser (33)	Belcher (10)	Hershiser (256.2)	Belcher (200)	Hershiser (98)
1990	Crews (66)	R. Martinez, Morgan, Valenzuela (33)	R. Martinez (12)*	R. Martinez (234.1)	R. Martinez (223)	Valenzuela (77)
1991	Crews (60)	Belcher, R. Martinez, Morgan (33)	R. Martinez (6)	Morgan (236.1)	Belcher (156)	Belcher (75)
1992	Gott (68)	Hershiser (33)	Candiotti (6)	Hershiser (210.2)	Gross (158)	Ojeda (81)
1993	P. Martinez (65)	Hershiser (33)	Hershiser (5)	Hershiser (215.2)	Gross (150)	R. Martinez (104)
1994	Worrell (38)	R. Martinez (24)	Candiotti (5)	R. Martinez (170.0)	Gross (124)	R. Martinez (56)
1995	Worrell (59)	Candiotti, R. Martinez (30)	Valdes (6)	R. Martinez (206.1)	Nomo (236)	R. Martinez (81)
1996	Osuna (73)	Nomo, Valdes (33)	Nomo (3)	Nomo (228.1)	Nomo (234)	R. Martinez (86)
1997	Radinsky (75)	Nomo (33)	Park (2)	Nomo (207.1)	Nomo (253)	Nomo (92)
1998	Radinsky (62)	Park (34)	Perez (4)	Park (220.2)	Park (191)	Park (97)
1999	Borbon (66)	Park (35)	Brown (5)	Brown (252.1)	Brown (221)	Park (100)
2000	Adams (66)	Park (34)	Brown (5)	Brown (230.0)	Park (27)	Park (124)
2001	Shaw (77)	Park (35)	Park (2)	Park (234.0)	Park (218)	Park (91)
2002	Quantrill (86)	Nomo (34)	Perez (4)	Perez (222.1)	Nomo (193)	Ishii (106)
2003	Quantrill (89)*	Nomo (33)	Nomo (2)	Nomo (218.1)	Brown (185)	Ishii (101)
2004	Gagné (7)	Weaver (34)	Ishii (2)	Weaver (220.0)	Weaver (153)	Ishii (95)
2005	Sanchez (79)	Lowe (35)	Weaver (3)	Weaver (224.0)	Weaver (157)	Lowe (55)
2006	Saito (72)	Lowe (34)	Lowe (1)	Lowe (218.0)	Penny (148)	Billingsley (58)
2007	Beimel, Broxton (83)	Penny (53)	Lowe (3)	Penny (208.0)	Lowe (147)	Penny (73)
2008	Beimel (71)	Lowe (34)	Kuroda (2)	Lowe (211.0)	Billingsley (201)	Billingsley (80)
2009	Broxton, Troncoso (73)	Wolf (34)	Stults (1)	Wolf (214.1)	Kershaw (185)	Kershaw (91)
2010	Sherrill (65)	Kershaw (32)	4 tied with 1	Kershaw (204.1)	Kershaw (212)	Kershaw (81)
2011	Guerrier (70)	Kershaw, Lilly (33)	Kershaw (5)	Kershaw (233.1)	Kershaw (248)	Billingsley (84)
2012	Belisario (68)	Capuano/Kershaw (33)	Kershaw (2)	Kershaw (227.2)	Kershaw (229)	Harang (85)
2013	Belisario (77)	Kershaw (33)	Kershaw (3)	Kershaw (236.0)	Kershaw (232)	Kershaw (52)
2014	Howell/Jansen (68)	Greinke/Haren (32)	Kershaw (6)	Greinke (202.1)	Kershaw (239)	Greinke (43)
2015	Howell (65)	Kershaw (33)	Kershaw (4)	Kershaw (232.2)	Kershaw (501)	Anderson (46)
2016	Blanton (75)	Maeda (32)	Maeda (3)	Maeda (175.2)	Maeda (179)	Kazmir (52)
2017	Baez (66)	Kershaw (27)	Hill/Kershaw (1)	Kershaw (175.0)	Kershaw (202)	Hill (49)
2018	Alexander (73)	Wood (27)	None	Kershaw (161.1)	Kershaw (155)	Maeda (43)
L.A.	Marshall (106)	Drysdale 42 (Twice)	Koufax 27 (Twice)	Koufax (335.2)	Koufax (382)	Valenzuela/Park (124)

Record

H I S T O R Y A N D R E C O R D S

Los Angeles Pitching Leaders 1958-2018

Year	Shutouts	Saves	Wins	Losses	Winning Pct. (15 Or More Dec.)	ERA (90+ IP)
1958	Podres, Williams (2)	Labine (14)	Podres (13)	Podres (15)	Williams (.583)	Podres (3.73)
1959	Craig, Drysdale (4)	Labine (8)	Drysdale (17)	Drysdale (13)	Craig (.688)	Drysdale (3.45)
1960	Drysdale (5)	Roebuck (8)	Drysdale (15)	Drysdale (14)	Sherry, Williams (.583)	Drysdale (2.84)
1961	Drysdale (3)	L. Sherry (15)	Koufax, Podres (18)	Koufax (13)	Podres (.783)*	Koufax (3.52)
1962	Drysdale, Koufax (2)	Perranoski (19)	Drysdale (25)*	Podres (13)	Drysdale (.735)	Koufax (2.54)*
1963	Koufax (1)*	Perranoski (21)	Koufax (25)	Drysdale (17)	Perranoski (.842)*	Koufax (1.88)*
1964	Koufax (7)*	Perranoski (10)	Koufax (19)	Drysdale (16)	Koufax (.792)*	Koufax (1.74)
1965	Koufax (8)	Perranoski (11)	Koufax (26)*	Osteen (15)	Koufax (.765)*	Koufax (2.04)*
1966	Koufax (5)	Regan (21)*	Koufax (27)*	Osteen (16)	Regan (.933)*	Koufax (1.73)*
1967	Osteen (5)	Perranoski (12)	Osteen (17)	Osteen (17)	Singer (.600)	Perranoski (2.45)
1968	Drysdale (8)	Brewer (14)	Drysdale (14)	Osteen (18)	Drysdale (.538)	Drysdale (2.15)
1969	Osteen (7)	Brewer (20)	Singer, Osteen (20)	Sutton (18)	Singer (.625)	Singer (2.34)
1970	Osteen, Sutton (4)	Brewer (24)	Osteen (16)	Osteen (14)	Sutton (.536)	Brewer, Vance (3.13)
1971	Downing (5)	Brewer (22)	Downing (20)	Singer (17)	Downing (.690)	Brewer (1.89)
1972	Sutton (9)*	Brewer (17)	Osteen (20)	Singer (16)	John (.688)	Sutton (2.08)
1973	Messersmith, Osteen, Sutton (3)	Brewer (20)	Sutton (18)	Osteen (11)	John (.696)*	Sutton (2.42)
1974	Sutton (5)	Marshall (21)	Messersmith (20)	Marshall (12)	John (.813)*	Marshall (2.42)
1975	Messersmith (7)*	Marshall (13)	Messersmith (19)	Marshall, Messersmith (14)	Marshall (.720)	Messersmith (2.29)
1976	Hooton, Sutton (4)	Hough (18)	Sutton (21)	Hooton (15)	Rhoden (.800)*	Hough (2.20)
1977	John, Sutton (3)	Hough (22)	John (20)	Hough (12)	John (.741)	Hooton (2.62)
1978	Hooton, Rhoden, Welch (3)	Forster (22)	Hooton (19)	Sutton (11)	Hooton (.655)	Welch (2.03)
1979	Hooton, Rau, Reuss, Sutcliffe, Sutton (1)	Castillo (7)	Sutcliffe (17)	Sutton (15)	Sutcliffe (.630)	Hooton (2.97)
1980	Reuss (6)*	Howe (17)	Reuss (18)	Goltz (11)	Reuss (.750)	Sutton (2.21)*
1981	Valenzuela (8)*	Howe (8)	Valenzuela (13)	Goltz, Valenzuela (7)	Reuss (.744)	Hooton (2.28)
1982	Reuss, Valenzuela (4)	Howe (13)	Valenzuela (19)	Valenzuela (13)	Reuss (.621)	Howe (2.08)
1983	Valenzuela (4)	Howe (18)	Valenzuela, Welch (15)	Welch (12)	Valenzuela (.600)	Welch (2.65)
1984	Peña, Hershiser (4)	Niedenfuier (11)	Welch (13)	Valenzuela (17)	Peña (.667)	Peña (2.48)*
1985	Hershiser, Valenzuela (5)	Niedenfuier (19)	Hershiser (19)	Honeycutt (12)	Hershiser (.864)	Hershiser (2.03)
1986	Valenzuela, Welch (3)	Howell (12)	Valenzuela (21)*	Hershiser (14)	Valenzuela (.656)	Valenzuela (3.14)
1987	Welch (4)	Peña, Young (11)	Hershiser (16)	Hershiser (16)	Welch (.625)	Hershiser (3.06)
1988	Hershiser (8)*	J. Howell (21)	Hershiser (23)	Leary (11)	Hershiser (.742)	Peña (1.91)
1989	Belcher (8)*	J. Howell (28)	Belcher, Hershiser (15)	Hershiser (15)	Hershiser (.555)	Hershiser (2.31)
1990	Morgan (4)	J. Howell (16)	R. Martinez (20)	Morgan (15)	R. Martinez (.769)	Crews (2.77)
1991	R. Martinez (4)	J. Howell (16)	R. Martinez (17)	R. Martinez (13)	Morgan (.583)	Belcher (2.62)
1992	Astacio (4)	Mcdowell (14)	Candiotti (11)	Candiotti, Hershiser (15)	Candiotti (.423)	Candiotti (3.00)
1993	R. Martinez (3)	Gott (25)	Astacio (14)	Hershiser (14)	P. Martinez (.667)	P. Martinez (2.61)
1994	R. Martinez (3)	Worrell (11)	R. Martinez (12)	Astacio (8)	R. Martinez (.631)	Gross (3.60)
1995	Nomo (3)	Worrell (32)	R. Martinez (17)	Candiotti (14)	R. Martinez (.708)	Nomo (2.54)
1996	R. Martinez, Nomo (2)	Worrell (44)	Nomo (16)	Candiotti, Nomo (11)	R. Martinez (.714)	Nomo (3.19)
1997	Astacio (1)	Worrell (35)	Nomo, Park (14)	Nomo (12)	R. Martinez (.667)	Valdes (2.65)
1998	Perez, Valdes (2)	Shaw (25)	Park (15)	Dreifort (12)	Park (.625)	R. Martinez (2.83)
1999	Brown, Dreifort, Valdes (1)	Shaw (34)	Brown (18)	Dreifort (13)	Brown (.667)	Brown (3.00)
2000	Brown, Park, Dreifort (1)	Shaw (27)	Park (18)	Park (10)	Brown (.684)	Brown (2.58)*
2001	Park (1)	Shaw (43)	Park (15)	Park (11)	Adams (.600)	Brown (2.65)
2002	Perez (2)	Gagné (52)	Perez (15)	Ashby (13)	Nomo (.727)	Perez (3.00)
2003	Nomo (2)	Gagné (65)	Nomo (16)	Nomo (13)	Brown (.607)	Mota (1.97)
2004	Ishii (2)	Gagné (45)	Ishii, Lima , Weaver (13)	Weaver (15)	Lima (.722)	Perez (3.25)
2005	Lowe/Weaver (2)	Brazoban (21)	Weaver (14)	Lowe (15)	Carrara (.636)	Lowe (3.61)
2006	None	Saito (24)	Lowe/Penny (16)	Penny (9)	Lowe (.667)	Lowe (3.63)
2007	None	Saito (39)	Penny (16)	Lowe (14)	Penny (.800)	Penny (3.03)
2008	Kuroda (2)	Saito (18)	Billingsley (16)	Lowe (11)	Billingsley (.615)	Billingsley (3.14)
2009	Stults (1)	Broxton (36)	Billingsley (12)	Billingsley (11)	Wolf (.611)	Kershaw (2.79)
2010	4 Tied With 1	Broxton (22)	Kershaw (13)	Kuroda (13)	Kershaw (.565)	Kershaw (2.91)
2011	Kershaw (2)	Guerra (21)	Kershaw (21)	Kuroda (16)	Kershaw (.808)	Kershaw (2.28)
2012	Kershaw (2)	Jansen (25)	Kershaw (14)	Capuano (12)	Kershaw (.609)	Kershaw (2.53)
2013	Kershaw (2)	Jansen (28)	Kershaw (16)	Kershaw (9)	Kershaw (.789)	Kershaw (1.83)
2014	Kershaw (2)	Jansen (44)	Kershaw (21)	Haren (11)	Kershaw (.875)	Kershaw (1.77)
2015	Kershaw (3)	Jansen (36)	Greinke (19)	Anderson (9)	Greinke (.864)	Greinke (1.66)
2016	Kershaw (3)	Jansen (47)	Maeda (16)	Maeda (11)	Kershaw (.750)	Kershaw (1.69)
2017	None	Jansen (41)	Kershaw (18)	Ryu (9)	Wood (.842)	Kershaw (2.31)
2018	None	Jansen (38)	Hill (11)	Maeda (10)	Hill (.688)	Buehler (2.62)
L.a.	Koufax (11)	Gagné (55)	Koufax (27)	Osteen, Sutton (18)	Regan (.933)	Greinke (1.66)

Record *League Leader ***Major League Record †Tied For League Lead ‡All-Time Dodger Record

Los Angeles Career Game Leaders By Position

First Base		Third Base:		Catcher:		Pitcher:	
1. Eric Karros	1579	1. Ron Cey	1468	1. Mike Scioscia	1395	1. Don Sutton	550
2. Steve Garvey	1470	2. Adrian Beltre	957	2. John Roseboro	1218	2. Kenley Jansen	514
3. Wes Parker	1108	3. Jim Gilliam	761	3. Steve Yeager	1181	3. Jim Brewer	474
4. James Loney	860	4. Justin Turner	520	4. Mike Piazza	700	4. Don Drysdale	459
5. Adrián González	704	5. Jeff Hamilton	390	5. Raul Mondesi	641	5. Ron Perranoski	457
Second Base:		Shortstop:		Outfield:			
1. Davey Lopes	1150	1. Bill Russell	1746	1. Willie Davis	1906		
2. Steve Sax	1070	2. Maury Wills	1497	2. Andre Ethier	1322		
3. Jim Lefebvre	613	3. Rafael Furcal	608	3. Matt Kemp	1201		
4. Charlie Neal	523	4. Jose Offerman	571	4. Dusty Baker	1092		
5. Jeff Kent	497	5. Cesar Izturis	553	5. Raul Mondesi	899		

H I S T O R Y A N D R E C O R D S

Los Angeles Team Home Run Totals

Year	Dodgers			Opponents			Dodgers			Opponents			
	At LA	Away	Totals	At LA	Home	Totals	Year	At LA	Away	Totals	At LA	Home	Totals
1958	92	80	172	101	72	173	1989	37	52	89	46	49	95
1959	82	66	148	90	67	157	1990	54	75	129	73	64	137
1960	89	37	126	97	57	154	1991	57	51	108	46	50	96
1961	83	74	157	109	58	167	1992	26	46	72	33	49	82
1962	47	93	140	39	76	115	1993	66	64	130	48	55	103
1963	42	68	110	43	68	111	1994	47	68	115	49	41	90
1964	26	53	79	38	50	88	1995	62	78	140	48	77	125
1965	26	52	78	41	86	127	1996	62	88	150	49	76	125
1966	43	65	108	36	48	84	1997	85	89	174	76	87	163
1967	36	46	82	35	58	93	1998	78	81	159	65	70	135
1968	25	42	67	24	41	65	1999	92	95	187	102	90	192
1969	40	57	97	55	67	122	2000	108	103	211	85	91	176
1970	34	53	87	82	82	164	2001	94	112	206	95	89	184
1971	43	52	95	56	54	110	2002	73	82	155	86	79	165
1972	46	52	98	37	46	83	2003	68	56	124	72	55	127
1973	63	47	110	62	67	129	2004	100	103	203	87	86	173
1974	68	71	139	51	61	112	2005	80	69	149	90	92	182
1975	64	54	118	52	52	104	2006	88	65	153	78	74	152
1976	42	49	91	48	49	97	2007	69	60	129	72	74	146
1977	96	95	191	65	54	119	2008	71	66	137	49	74	123
1978	78	71	149	59	48	107	2009	70	75	145	57	70	127
1979	106	77	183	55	46	101	2010	61	59	120	67	67	134
1980	82	66	148	58	47	105	2011	53	64	117	67	65	132
1981	38	44	82	33	21	54	2012	59	57	116	67	55	122
1982	57	81	138	35	46	81	2013	65	73	138	65	62	125
1983	74	72	146	49	48	97	2014	71	63	134	81	61	142
1984	49	53	102	40	36	76	2015	97	90	187	69	76	145
1985	47	82	129	54	48	102	2016	101	88	189	68	97	165
1986	57	73	130	46	69	115	2017	115	106	221	88	96	184
1987	52	73	125	56	74	130	2018	119	116	235	95	84	179
1988	49	50	99	38	46	84	Totals	3892	4121	8013	3623	3777	7400

Dodger Career Home Run Leaders By Position

Pitcher	Catcher	First Base	Second Base	Third Base					
Don Drysdale	28	Roy Campanella	239	Gil Hodges	326	Davey Lopes	98	Ron Cey	228
Don Newcombe	11	Mike Piazza	176	Eric Karros	269	Jackie Robinson	80	Adrian Beltre	145
Fernando Valenzuela	8	Steve Yeager	92	Steve Garvey	195	Jeff Kent	73	Justin Turner	77
Claude Osteen	6	John Roseboro	89	Dolph Camilli	139	Charlie Neal	59	Pedro Guerrero	49
Dazzy Vance	6	Yasmani Grandal	89	Adrián González	101	Jim Lefebvre	53	Casey Blake	48
Darren Dreifort	6	Mike Scioscia	68	Jack Fournier	82	Jim Gilliam	38	Tim Wallach	47

Shortstop	Left Field	Center Field	Right Field				
Pee Wee Reese	122	Dusty Baker	139	Duke Snider	355	Carl Furillo	175
Corey Seager	53	Zack Wheat	130	Willie Davis	154	Shawn Green	140
Glenn Wright	44	Gary Sheffield	113	Matt Kemp	137	Raul Mondesi	129
Rafael Furcal	43	Tommy Davis	49	Joc Pederson	70	Andre Ethier	128
Hanley Ramirez	41	Kal Daniels	48	Johnny Frederick	67	Frank Howard	106
Bill Russell	39	Pedro Guerrero	48	Jimmy Wynn	50	Mike Marshall	101
						Yasiel Puig	101

Dodger Single-Season Home Run Leaders By Position

Pitcher	HR	Year	Catcher	HR	Year	First Base	HR	Year
Don Drysdale	7	1958	Roy Campanella	40	1953	Gil Hodges	42	1954
Don Drysdale	7	1965	Mike Piazza	40	1997	Gil Hodges	40	1951
Don Newcombe	7	1955	Mike Piazza	36	1996	Cody Bellinger	39	2017
Don Drysdale	5	1961	Mike Piazza	35	1993	Dolph Camilli	34	1941
Don Drysdale	4	1959	Roy Campanella	32	1951	Eric Karros	34	1996
Eight Players	3		Roy Campanella	32	1955	Eric Karros	34	1999
Second Base			Third Base			Shortstop		
Jeff Kent	29	2005	Adrian Beltre	48	2004	Corey Seager	26	2016
Davey Lopes	28	1979	Pedro Guerrero	32	1983	Corey Seager	22	2017
Charlie Neal	20	1958	Todd Zeile	31	1997	Glenn Wright	22	1930
Jeff Kent	20	2007	Ron Cey	30	1977	Hanley Ramirez	19	2013
Jackie Robinson	19	1951, '52	Ron Cey	28	1979	Don Zimmer	17	1958
Charlie Neal	19	1959	Ron Cey	28	1980	Rafael Furcal	15	2006
Left Field			Center Field			Right Field		
Gary Sheffield	43	2000	Duke Snider	42	1955	Shawn Green	49	2001
Gary Sheffield	36	2001	Duke Snider	42	1956	Shawn Green	42	2002
Gary Sheffield	34	1999	Duke Snider	41	1953	Babe Herman	35	1930
Dusty Baker	30	1977	Duke Snider	40	1954	Raul Mondesi	33	1990
Dusty Baker	29	1980	Duke Snider	40	1955	Reggie Smith	32	1977
Kal Daniels	27	1990	Matt Kemp	39	2011	Andre Ethier	31	2009

Brooklyn/Los Angeles Home Run Records

Most Home Runs, Team, Game

8	May 23, 2002 At MIL
7	May 5, 1976 At CHC (NL)
7	May 25, 1979 Vs. CIN
7	June 29, 1996 At COL
7	Sept. 18, 2006 Vs. SD
7	Aug. 22, 2016 At CIN
7	June 24, 2018 At NYM
7	Aug. 2, 2018 Vs. MIL

Most Home Runs, Team, Season

235	2018
221	2017
211	2000
208	1953

Most Homers, Team, Home, Season

119	1955
119	2018
115	2017
110	1950
110	1953

Most Homers, Team, Road, Season

116	2018
112	2001
106	2017
103	2000
103	2004

Most Leadoff Homers, Team, Season

7	1951
7	1979
7	2000
7	2001
7	2015

Most Extra-Inning Homers, Season

7	1957
7	1979
7	2013
6	2014
6	1973
6	1980

Most Grand Slams, Team, Season

10	2004
9	2000
8	2017
8	1952

Most Pinch-Hit Homers, Season

12	2000
9	2004
9	2018
8	1983
8	1992
8	2015
8	2017

Most Home Runs At Home, Season

25	Gil Hodges, 1954
25	Duke Snider, 1956
23	Gary Sheffield, 2000
23	Duke Snider, 1953
23	Duke Snider, 1954
23	Duke Snider, 1955
23	Duke Snider, 1957
23	Adrian Beltre, 2004

Most Homers On The Road, Season

30	Shawn Green, 2001
25	Adrian Beltre, 2004
24	Gil Hodges, 1951
24	Shawn Green, 2002
23	Mike Piazza, 1995
22	Mike Piazza, 1996

Most Home Runs In A Month

15	Pedro Guerrero, June 1985
15	Duke Snider, August 1953
13	Adrian Beltre, August 2004
13	Cody Bellinger, June 2017

Most Grand Slams In Season

3	Kal Daniels, 1990
3	Matt Kemp, 2009
3	Mike Piazza, 1998
3	Adrian Beltre, 2004
3	Chris Taylor, 2017

Most Pinch-Hit Homers, Career

13	Dave Hansen
8	Johnny Frederick
8	Lee Lacy
8	Olmedo Saenz
7	Duke Snider
7	Billy Ashley

Most Pinch-Hit Homers, Season

7	Dave Hansen, 2000
6	Johnny Frederick, 1932
6	Lee Lacy, 1978

Most Leadoff Home Runs, Career

28	Davey Lopes
14	Rafael Furcal
11	Joc Pederson
10	Johnny Frederick
9	Jim Gilliam
7	Steve Sax

Most Leadoff Home Runs, Season

8	Joc Pederson, 2018
7	Davey Lopes, 1979
6	Davey Lopes, 1980
6	Todd Hollandsworth, 2000
6	Rafael Furcal, 2006

Most Walk-Off Home Runs, Career (Los Angeles Only)

7	Andre Ethier
6	Matt Kemp
5	Davey Lopes
5	Joe Ferguson
5	Ron Cey
4	Dusty Baker
4	Pedro Guerrero
4	Tommy Davis

Most Walk-Off Home Runs, Season (Los Angeles Only)

4	Andre Ethier, 2009
3	Joe Ferguson, 1980
3	Matt Kemp, 2011
2	Tommy Davis, 1961
2	Frank Howard, 1963
2	Jimmy Wynn, 1974
2	Ron Cey, 1976
2	Davey Lopes, 1979
2	Pedro Guerrero, 1982
2	Darryl Strawberry, 1992
2	Mike Piazza, 1996
2	Kevin Elster, 2000
2	Adrian Beltre, 2004
2	Nomar Garciaparra, 2006
2	Matt Kemp, 2012
2	Trayce Thompson, 2016

Most Homers As A DH, Season

1	Luis Gonzalez; Matt Kemp (3X); Mike Kinkade; Chad Kreuter; Manny Ramirez; Olmedo Saenz; Bobby Abreu; Ramon Hernandez; Hanley Ramirez, Justin Turner
---	--

Dodger Stadium Home Run Leaders By Season

2018	Max Muncy, 20	1999	Raul Mondesi, 18	1980	Steve Garvey And Ron Cey, 16
2017	Cody Bellinger, 19	1998	Raul Mondesi, 13	1979	Steve Garvey, 20
2016	Yasmani Grandal, 20	1997	Mike Piazza, 22	1978	Steve Garvey, 18
2015	Adrián González, 17	1996	Eric Karros, 16	1977	Dusty Baker, 18
2014	Matt Kemp, 17	1995	Eric Karros, 19	1976	Ron Cey, 12
2013	Adrián González, 11	1994	Mike Piazza, 13	1975	Ron Cey, 18
2012	Andre Ethier, 14	1993	Mike Piazza, 21	1974	Jimmy Wynn, 18
2011	Matt Kemp, 19	1992	Eric Karros, 6	1973	Joe Ferguson, 13
2010	Matt Kemp, 15	1991	Darryl Strawberry, 14	1972	Frank Robinson, 12
2009	Andre Ethier, 22	1990	Kal Daniels And Eddie Murray, 12	1971	Dick Allen, 11
2008	Matt Kemp, 14	1989	Jeff Hamilton, 8	1970	Bill Grabarkewitz, 8
2007	Matt Kemp And Jeff Kent, 9	1988	Kirk Gibson, 14	1969	Andy Kosco, 10
2006	J.d. Drew And Rafael Furcal, 12	1987	Pedro Guerrero, 12	1968	Willie Davis And Ken Boyer, 4
2005	Jeff Kent, 15	1986	Mike Marshall, 13	1967	Al Ferrara, 9
2004	Adrian Beltre, 23	1985	Mike Marshall, 15	1966	Jim Lefebvre, 11
2003	Adrian Beltre, 13	1984	Mike Marshall, 11	1965	Lou Johnson, 6
2002	Shawn Green, 18	1983	Greg Brock, 14	1964	Frank Howard, 11
2001	Shawn Green, 19	1982	Pedro Guerrero, 15	1963	Frank Howard, 13
2000	Gary Sheffield, 23	1981	Ron Cey, 9	1962	Tommy Davis, 14

H I S T O R Y A N D R E C O R D S

Dodgers To Homer From Both Sides Of The Plate In A Game

Player	First Pitcher (Inning)	Second Pitcher (Inning)	Date And Opponent
Jim Russell	Harry Brecheen (1)	Red Munger (5)	July 26, 1950 Vs. St. Louis
Maury Wills	Bob Moorhead (5)	Vinegar Bend Mizell (9)	May 30, 1962 At New York (NL)
Jim Lefebvre	Sammy Ellis (1)	Gerry Arrigo (4)	May 7, 1966 At Cincinnati
Wes Parker	Gordie Richardson (7)	Jack Hamilton (9)	June 5, 1966 At New York (NL)
Eddie Murray	Eric Gunderson (3)	Randy O'neal (7)	April 18, 1990 At San Francisco
Eddie Murray	Bruce Hurst (2)	Eric Show (11)	June 9, 1990 At San Diego
Milton Bradley	Chris Capuano (3)	Ricky Bottalico (9)	April 18, 2005 At Milwaukee
Milton Bradley	Horacio Ramirez (4)	Chris Reitsma (9)	May 13, 2005 Vs. Atlanta
Jose Cruz Jr.	Jason Schmidt (1)	Scott Eyre (8)	Sept. 7, 2005 Vs. San Francisco
Orlando Hudson	Chris Smith (6)	Mitch Stetter (8)	July 12, 2009 At Milwaukee
Yasmani Grandal	Tyler Chatwood (2)	Boone Logan (7, Gs)	Sept. 22, 2016 Vs. Colorado
Yasmani Grandal	Jhoulys Chacin (3)	Jose M. Torres (8)	April 3, 2017 Vs. San Diego
Yasmani Grandal	Aaron Nola (4)	Adam Morgan (6)	July 24, 2018 At Philadelphia

Dodgers With Three Or Four Homers In A Game

4 Gil Hodges	Aug. 31, 1950 Vs. Boston	3 Mike Piazza	June 29, 1996 At Colorado
4 Shawn Green	May, 23, 2002 At Milwaukee	3 Kevin Elster	April 11, 2000 At San Francisco
3 Jack Fournier	July 13, 1926 At St. Louis	3 Shawn Green	Aug. 15, 2001 Vs. Montreal
3 Gene Hermanski	Aug. 5, 1948 Vs. Chicago (NL)	3 Hee-Seop Choi	June 12, 2005 Vs. Minnesota
3 Duke Snider	May 30, 1950 Vs. Philadelphia	3 Andre Ethier	June 26, 2009 Vs. Seattle
3 Roy Campanella	Aug. 26, 1950 At Cincinnati	3 Juan Uribe	Sept. 9, 2013 Vs. Arizona
3 Tommy Brown	Sept. 18, 1950 Vs. Chicago (NL)	3 Adrián González	April 8, 2015 Vs. San Diego
3 Duke Snider	June 1, 1955 Vs. Milwaukee	3 Corey Seager	June 3, 2016 Vs. Atlanta
3 Don Demeter	April 21, 1959 Vs. San Francisco	3 Yasmani Grandal	July 8, 2016 Vs. San Diego
3 Jim Wynn	May 11, 1974 At San Diego	3 Adrián González	Aug. 22, 2013 Vs. Cincinnati
3 Davey Lopes	Aug. 20, 1974 At Chicago (NL)	3 Corey Seager	June 20, 2017 Vs. New York (NL)
3 Cory Snyder	April 17, 1994 At Pittsburgh	3 Yasiel Puig	Sept. 15, 2018 At St. Louis

Recent Los Angeles Regular Season Grand Slams

Date	Player	Opp.	Pitcher	Inning	Date	Player	Opp.	Pitcher	Inning
5/24/03	Fred McGriff	At MIL	Matt Kinney	5	8/27/10	Casey Blake	At COL	Matt Belisle	8
9/8/03	Shawn Green	At ARI	Stephen Randolph	9	9/29/10	Matt Kemp	At COL	Jhoulys Chacin	3
7/11/04	Paul Lo Duca	Vs. HOU	David Weathers	8	5/24/11	Jerry Sands	At HOU	J.A. Haap	3
7/15/04	Shawn Green	At ARI	Randy Choate	8	6/4/11	Matt Kemp	At CIN	Logan Ondrusek	8
7/24/04	Adrian Beltre	SD	Ismael Valdez	4	6/12/11	James Loney	At COL	Ubaldo Jimenez	3
8/21/04	Shawn Green	ATL	Mike Hampton	1	8/30/11	Andre Ethier	Vs. SD	Anthony Bass	2
8/24/04	Adrian Beltre	At MON	Rocky Biddle	5	6/10/12	Andre Ethier	At SES	Blake Beaven	2
8/29/04	Robin Ventura	At NYM	Kris Benson	5	8/29/12	A.j. Ellis	At COL	Will Harris	8
9/7/04	Robin Ventura*	ARI	Chad Durbin	7	6/6/13	Yasiel Puig	Vs. ATL	Cory Gearrin	8
9/8/04	Olmedo Saenz*	ARI	Casey Fossum	5	5/1/15	Joc Pederson	Vs. ARI	Robby De La Rosa	2
9/27/04	Adrian Beltre	COL	Shawn Estes	2	6/2/15	Alex Guerrero	At COL	Rafael Betancourt	9
10/2/04	Steve Finley	SF	Wayne Franklin	9	9/11/15	Justin Ruggiano	At ARI	Allen Webster	9
4/29/05	Hee-Seop Choi	COL	Jason Jennings	5	9/24/15	Chris Heisey	Vs. ARI	Andrew Chafin	5
5/8/05	Jason Phillips	At CIN	Eric Milton	6	5/28/16	Chase Utley	At NYM	Hansel Robles	7
5/13/05	Milton Bradley	ATL	Chris Reitsma	8	7/15/16	Chris Taylor	At ARI	Silvino Bracho	6
5/27/05	Jeff Kent	At ARI	Shawn Estes	3	7/24/16	Adrián González	At STL	Mike Mayers	1
9/4/05	Jeff Kent	At COL	David Cortes	7	8/16/16	Chase Utley	At PHI	Michael Mariot	7
4/13/06	Cody Ross	At PIT	Oliver Perez	5	8/31/16	Andrew Toles	At COL	Adam Ottavino	9
4/24/06	Nomar Garciaparra	At HOU	Brad Lidge	9	9/22/16	Yasmani Grandal	Vs. COL	Boone Logan	7
7/28/06	J.d. Drew	WAS	Roy Corcoran	4	9/24/16	Josh Reddick	Vs. COL	Christian Bergman	7
9/24/06	Nomar Garciaparra	ARI	Luis Vizcaino	9	4/3/17	Joc Pederson	Vs. SD	Jhoulys Chacin	3
9/28/06	James Loney	At COL	Byung-Hyun Kim	2	5/6/17	Cody Bellinger	At SD	Miguel Diaz	9
4/21/07	Russell Martin	Vs. PIT	Shawn Chacon	10	5/8/17	Chris Taylor	Vs. PIT	Trevor Williams	1
4/26/08	Matt Kemp	Vs. COL	Mark Redman	1	6/3/17	Chris Taylor	At MIL	Carlos Torres	9
4/19/09	Matt Kemp	Vs. COL	Matt Belisle	5	6/11/17	Corey Seager	Vs. CIN	Raisel Iglesias	8
5/7/09	Matt Kemp	Vs. WAS	Jordan Zimmerman	1	6/30/17	Austin Barnes	At SD	Clayton Richard	1
7/10/09	Matt Kemp	At MIL	Carlos Villanueva	10	7/1/17	Chris Taylor	At SD	Craig Stammen	7
7/22/09	Manny Ramirez*	Vs. CIN	Nick Masset	6	8/21/17	Curtis Granderson	At PIT	Gerrit Cole	7
8/20/09	Russell Martin	Vs. CHC	Angel Guzman	6	4/16/18	Yasmani Grandal	At SD	Kasuhisa Makita	9
9/19/09	Ronnie Belliard	Vs. SF	Brad Penny	1	6/22/18	Cody Bellinger	At NYM	Zack Wheeler	6
4/16/10	Andre Ethier	Vs. SF	Todd Wellemeyer	2	6/23/18	Matt Kemp	At NYM	Robert Gsellman	8
5/6/10	Andre Ethier	Vs. MIL	Latroy Hawkins	9	8/2/18	Cody Bellinger	Vs. MIL	Jhoulys Chacin	3

Bold Signifies Current Dodger

*Pinch-Hit

Dodgers With 30 Or More Home Runs In A Season

HR	Player	Year	HR	Player	Year	HR	Player	Year
49	Shawn Green	2001	35	Babe Herman	1930	32	Pedro Guerrero	1982
48	Adrian Beltre	2004	35	Mike Piazza	1993	32	Pedro Guerrero	1983
43	Gary Sheffield	2000	35	Max Muncy	2018	32	Eric Karros	1995
43	Duke Snider	1956	34	Dolph Camilli	1941	32	Mike Piazza	1995
42	Duke Snider	1953	34	Gary Sheffield	1999	31	Andre Ethier	2009
42	Duke Snider	1955	34	Eric Karros	1996	31	Roy Campanella	1950
42	Gil Hodges	1954	34	Eric Karros	1999	31	Eric Karros	1997
42	Shawn Green	2002	33	Roy Campanella	1951	31	Duke Snider	1950
41	Roy Campanella	1953	33	Steve Garvey	1977	31	Gil Hodges	1953
40	Gil Hodges	1951	33	Raul Mondesi	1999	31	Frank Howard	1962
40	Duke Snider	1954	33	Pedro Guerrero	1985	31	Todd Zeile	1997
40	Duke Snider	1957	32	Gil Hodges	1950	31	Eric Karros	2000
40	Mike Piazza	1997	32	Gil Hodges	1952	30	Dusty Baker	1977
39	Cody Bellinger	2017	32	Roy Campanella	1955	30	Ron Cey	1977
39	Matt Kemp	2011	32	Gil Hodges	1956	30	Raul Mondesi	1997
36	Mike Piazza	1996	32	Jimmy Wynn	1974	30	Raul Mondesi	1998
36	Gary Sheffield	2001	32	Reggie Smith	1977			

Brooklyn/Los Angeles 100-RBI Club

2014	Adrián González	116	1978	Steve Garvey	113	1949	Jackie Robinson	124
2013	Adrián González	100	1977	Steve Garvey	115		Gil Hodges	115
2011	Matt Kemp	126		Ron Cey	110		Carl Furillo	106
2009	Andre Ethier	106	1975	Ron Cey	101	1946	Dixie Walker	116
	Matt Kemp	101	1974	Steve Garvey	111	1945	Dixie Walker	124
2006	J.d. Drew	100		Jimmy Wynn	108		Luis Olmo	110
2005	Jeff Kent	105	1970	Wes Parker	111	1943	Babe Herman	100
2004	Adrian Beltre	121	1962	Tommy Davis	153	1942	Dolph Camilli	109
2002	Shawn Green	114		Frank Howard	119	1941	Dolph Camilli	120
2001	Shawn Green	125	1956	Duke Snider	101	1939	Dolph Camilli	104
	Gary Sheffield	100	1955	Duke Snider	136	1938	Dolph Camilli	100
2000	Gary Sheffield	109		Roy Campanella	107	1934	Sam Leslie	102
	Eric Karros	106		Gil Hodges	102	1932	Hack Wilson	123
1999	Eric Karros	112	1954	Gil Hodges	130	1930	Billy Herman	130
	Gary Sheffield	101		Duke Snider	130		Glenn Wright	126
1997	Mike Piazza	124	1953	Roy Campanella	142		Del Bissonette	113
	Eric Karros	104		Duke Snider	126	1929	Babe Herman	113
1996	Eric Karros	111		Gil Hodges	122	1928	Del Bissonette	106
	Mike Piazza	105	1952	Gil Hodges	102	1925	Jack Fournier	130
1995	Eric Karros	105	1951	Roy Campanella	108		Zack Wheat	103
1993	Mike Piazza	112		Gil Hodges	103	1924	Jack Fournier	116
1983	Pedro Guerrero	103		Duke Snider	101	1923	Jack Fournier	102
1982	Pedro Guerrero	100	1950	Gil Hodges	113	1922	Zack Wheat	112
1980	Steve Garvey	106		Duke Snider	107			
1979	Steve Garvey	110		Carl Furillo	106			

Dodger Batters With .300 AVG, 30 HR, 100 RBI

Player	Year	BA	HR	RBI
Matt Kemp	2011	.324	39	126
Adrian Beltre	2004	.334	48	121
Gary Sheffield	2001	.311	36	100
Gary Sheffield	2000	.325	43	109
Gary Sheffield	1999	.301	34	101
Eric Karros	1999	.304	34	112
Mike Piazza	1997	.362	40	124
Mike Piazza	1996	.336	36	105
Mike Piazza	1993	.318	35	112
Pedro Guerrero	1982	.304	32	100
Duke Snider	1955	.309	42	136
Roy Campanella	1955	.318	32	107
Gil Hodges	1954	.304	42	130
Duke Snider	1954	.341	40	130
Gil Hodges	1953	.302	31	122
Roy Campanella	1953	.312	41	142
Duke Snider	1953	.336	42	126
Roy Campanella	1951	.325	33	108
Duke Snider	1950	.321	31	107
Babe Herman	1930	.393	35	130

Fastest Brooklyn/Los Angeles Dodgers To Reach Milestones

Fastest Batter To Reach 30 Home Runs

Player	Year	Date
Gary Sheffield	2000	July 14
Duke Snider	1955	July 16
Gil Hodges	1951	July 25
Shawn Green	2001	July 28
Cody Bellinger	2017	Aug. 2

Fastest Los Angeles Batter To 100 RBI

Player	Year	Date
Tommy Davis	1962	July 20
Shawn Green	2001	Aug. 18
Shawn Green	2002	Aug. 24
Eric Karros	1999	Aug. 25
Matt Kemp	2011	Aug. 27

H I S T O R Y A N D R E C O R D S

Brooklyn/Los Angeles All-Time Hitting Streaks

Name	Club	Games	Streak
Willie Davis	Los Angeles	31	Aug. 1-Sept. 3, 1969
Andre Ethier	Los Angeles	30	April 2-May 6, 2011
Zack Wheat	Brooklyn	29	Aug. 20-Sept. 16, 1916
Joe Medwick	Brooklyn	27	May 23-June 25, 1942
Duke Snider	Brooklyn	27	Aug. 19-Sept. 13, 1953
Willie Keeler	Brooklyn	26	Aug. 8-Sept. 3, 1902
Zack Wheat	Brooklyn	26	July 11-Aug. 7, 1918
Harvey Hendrick	Brooklyn	26	April 20-May 30, 1929
Buzz Boyle	Brooklyn	25	May 1-June 5, 1934
Willie Davis	Los Angeles	25	May 5-June 2, 1971
Steve Sax	Los Angeles	25	Sept. 1-27, 1986
Paul Lo Duca	Los Angeles	25	May 17-June 18, 2003

Brooklyn/Los Angeles 200-Hit Club

Year	Player	Hits	Year	Player	Hits	Year	Player	Hits
1900	Willie Keeler	204	1929	Babe Herman	217	1974	Steve Garvey	200
1901	Willie Keeler	202		John Frederick	206	1975	Steve Garvey	210
1921	Jim Johnston	203	1930	Babe Herman	241	1976	Steve Garvey	200
1922	Zack Wheat	201		John Frederick	206	1978	Steve Garvey	202
1923	Jim Johnston	203	1932	Lefty O'doul	219	1979	Steve Garvey	204
1924	Zack Wheat	212	1949	Jackie Robinson	203	1980	Steve Garvey	200
1925	Zack Wheat	221	1962	Tommy Davis	230	1986	Steve Sax	210
1925	Milt Stock	202		Maury Wills	208	1997	Mike Piazza	201
						2004	Adrian Beltre	200

Los Angeles Single-Season Pinch-Hit Leaders

Year	Player	Pinch-Hits	Year	Player	Pinch-Hits	Year	Player	Pinch-Hits
1958	Elmer Valo	9	1977	Manny Mota	14	1997	Nelson Liriano	7
1959	Norm Larker	8	1978	Lee Lacy	13	1998	Roger Cedeno	8
1960	Chuck Essegian	8	1979	Manny Mota	15	1999	Dave Hansen	13
1961	Frank Howard	9	1980	Pedro Guerrero,	11	2000	Dave Hansen	15
1962	Lee Walls	13		Jay Johnstone, Gary Thomasson		2001	Dave Hansen	9
1963	Lee Walls, Wally Moon	7	1981	Jay Johnstone	11	2002	Alex Cora	11
1964	Wally Moon	7	1982	Ron Roenicke	13	2003	Mike Kinkade	10
1965	Wally Moon	5	1983	Jose Morales	12	2004	Olmedo Saenz	15
1966	Tommy Davis, Al Ferrara	5	1984	Candy Maldonado	9	2005	Ricky Ledee	11
1967	Wes Parker, Lou Johnson	5	1985	Terry Whitfield	14	2006	Olmedo Saenz	15
	John Roseboro, Jimmy Campanis		1986	Bill Russell	10	2007	Olmedo Saenz	14
	Len Gabrielson, Al Ferrara		1987	Ken Landreaux	10	2008	Delwyn Young	14
1968	Jim Fairey	8	1988	Mickey Hatcher	12	2009	Mark Loretta, Juan Pierre	14
1969	Len Gabrielson	13	1989	Lenny Harris, Mickey Hatcher,		2010	Garret Anderson	12
1970	Len Gabrielson	8		Franklin Stubbs	6	2011	Tony Gwynn, Jr.	8
1971	Willie Crawford	8	1990	Mickey Hatcher	14	2012	Bobby Abreu	9
1972	Manny Mota	10	1991	Chris Gwynn	13	2013	Jerry Hairston, Jr.	7
1973	Steve Garvey	12	1992	Mitch Webster	17	2014	Justin Turner	12
1974	Manny Mota	15	1993	Dave Hansen	18	2015	Alex Guerrero	13
1975	Manny Mota, Leron Lee	10	1994	Jeff Treadway	13	2016	Andrew Toles	8
1976	Ed Goodson	15	1995	Dave Hansen	11	2017	Kiké Hernández	10
1977	Manny Mota	14	1996	Dave Hansen	13	2018	Chase Utley	13

Los Angeles Top RBI Months

41	Frank Howard	August 1962	27	Wes Parker	May 1972	26	Pedro Guerrero	June 1985
37	Mike Marshall	Sept./Oct. 1985	27	Mike Piazza	Sept./Oct. 1993	26	Mike Piazza	April 1998
33	Tommy Davis	June 1962	27	Mike Piazza	August 1997	26	Adrian Beltre	August 2003
32	James Loney	Sept. 2007	27	Mike Piazza	Sept/Oct. 1997	26	Hanley Ramirez	August 2012
31	Kal Daniels	Sept./Oct. 1990	27	Eric Karros	July 1997	25	Tommy Davis	July 1962
30	Ron Fairly	July 1964	27	Raul Mondesi	May 1998	25	Steve Garvey	May 1974
30	Steve Garvey	June 1977	27	Eric Karros	June 1998	25	Raul Mondesi	August 1995
30	Gary Sheffield	June 2000	27	Raul Mondesi	May 1999	25	Mike Piazza	August 1995
30	Brian Jordan	Sept. 2002	27	Eric Karros	July 1999	25	Mike Piazza	June 1997
29	Ron Cey	April 1977	27	Gary Sheffield	August 2001	25	Eric Karros	June 1997
29	Shawn Green	August 2002	27	Matt Kemp	August 2009	25	Shawn Green	August 2001
28	Darryl Strawberry	August 1991	27	Cody Bellinger	May 2017	25	Steve Finley	August 2004
28	Darryl Strawberry	Sept./Oct. 1991	27	Cody Bellinger	June 2017	25	Manny Ramirez	August 2008
28	Mike Piazza	June 1994	26	Willie Davis	August 1972	25	Matt Kemp	April 2012
28	Eric Karros	May 2000	26	Joe Ferguson	May 1973	25	Yasiel Puig	May 2014
28	Nomar Garciaparra	May 2006	26	Dusty Baker	August 1979	25	Adrián González	Sept. 2014
28	Manny Ramirez	Sept. 2008	26	Dusty Baker	June 1980	25	Matt Kemp	Sept. 2014

Dodger Franchise Winning And Losing Streaks

Longest Overall Winning Streak

15	Aug. 25-Sept. 6 (1), 1924
13	July 21 (1) - 31, 1947 Aug. 7-20, 1953 May 21-June 1 (2), 1962 Sept. 16-30, 1965
12	Aug. 16 (2) - 29, 1895 May 28 - June 9, 1899 April 24-May 5, 1976
11	Eight Times (Three In L.a.) May 17-29, 1993 July 28-Aug. 8, 2006 July 4-19, 2017
10	12 Times (Four In L.a.) April 20-30, 1980 May 14-25, 2003 Aug. 7-17, 2013 June 16-25, 2017

Longest Overall Losing Streaks

16	June 28 (1) - July 16, 1944
14	Sept. 16 (2) - 30 (2), 1937
12	April 20 - May 8, 1907
12	Sept. 13 (2) - 25, 1925
11	Aug. 7 - 21, 1906
11	Sept. 2-12, 2017
10	Nine Times (Twice In L.a.) Aug. 14-24, 1961 June 10-21, 1992

Longest Home Losing Streaks

10	July 3 - 12, 1913 Aug. 17 - 30, 1923 May 21 - June 17 (2), 1938
9	June 13 - July 26, 1906 Aug. 2 - Aug. 10, 1926 Aug. 13 - Sept. 5, 1987 Aug. 26-Sept. 10, 2017

Longest Home Winning Streaks

22	May 5 - July 8, 1899
15	June 12 - July 14, 1890
14	April 21 - May 12, 1921
13	May 4 - June 5, 1993
13	April 13 - May 7, 2009*
12	Aug. 5 - Sept. 15, 1930
11	Five Times (Once In LA) June 6-25, 2017

Longest Road Losing Streaks

17	June 18 (2) - July 16 (1), 1944
16	June 8 - July 27 (2), 1909
14	Sept. 16 (2) - Sept. 30 (2), 1937
12	Sept. 1 (1) - 29, 1908
11	Sept. 14 - 25, 1925 June 2 - 21, 1992
10	June 4 (2) - 14, 1919 May 15 - 27 (1), 1926 Aug. 9-29, 2008

Longest Road Winning Streaks

15	July 7-Aug. 5, 2013
12	Aug. 25 - Sept. 6 (1), 1924
11	July 22 - 31, 1947 April 14 - May 10, 1955
10	July 6 - 31, 1951 May 29 - June 7, 1954
9	June 10 - July 6, 1940 Aug. 17 (1) - 26, 1950 June 23 - July 14, 1963 June 22 - July 8, 1970 June 26 - July 17, 2001 July 3-26, 2004

*Modern-Day MLB Record For Home Wins To Start Season

Los Angeles Dodger Firsts

First Batter	Jim Davenport	April 15, 1958 At San Francisco (Single)
First Dodger Batter	Gino Cimoli	April 15, 1958 (Strikeout)
Walk	Duke Snider	April 15, 1958 At San Francisco
Hit	Charlie Neal	April 15, 1958 At San Francisco
Run	Charlie Neal	April 16, 1958 At San Francisco
Ground Double Play	Rube Walker	April 15, 1958 At San Francisco
Double	Pee Wee Reese	April 16, 1958 At San Francisco
Triple	Pee Wee Reese	April 17, 1958 At San Francisco
Home Run	Dick Gray	April 16, 1958 At San Francisco
Grand Slam	Willie Mays	May 12, 1958 Vs. San Francisco
First Dodger Grand Slam	Gil Hodges	Aug. 23, 1958 Vs. Milwaukee
RBI	Dick Gray	April 16, 1958 At San Francisco
Sacrifice Fly	Charlie Neal	April 16, 1958 At San Francisco
Sacrifice Hit	Johnny Podres	April 22, 1958 Vs. Chicago
Stolen Base	Charlie Neal	April 18, 1958 Vs. San Francisco
Caught Stealing	Gil Hodges	April 16, 1958 At San Francisco
Start	Don Drysdale	April 15, 1958 At San Francisco
Complete Game	Johnny Podres	April 16, 1958 At San Francisco
Shutout - One Pitcher	Carl Erskine	May 18, 1958 (Game 2)
Wild Pitch	Carl Erskine	April 18, 1958 Vs. San Francisco
Win	Johnny Podres	April 16, 1958 At San Francisco
Loss	Don Drysdale	April 15, 1958 At San Francisco
Save	Clem Labine	April 18, 1958 Vs. San Francisco

Longest Scoreless Inning Streaks In Los Angeles History

Pitcher	Scoreless Innings	Dates
Orel Hershiser	59	8-30 To 9-28-1988
Don Drysdale	58	5-14 To 6-08-1968
Zack Greinke	45.2	6-18 To 7-26-2015
Clayton Kershaw	41	6-13 To 7-10-2014
Clayton Kershaw	37	7-03 To 8-03-2015
Fernando Valenzuela	35	4-14 To 5-03-1981
Don Sutton	35	9-10 To 10-03-1972
Orel Hershiser	33	6-29 To 7-24-1984
Sandy Koufax	33	7-03 To 7-16-1963
Fernando Valenzuela	31	9-19-80 To 4-14-1981
Bob Miller	31	5-23 To 6-26-1964
Don Sutton	29	4-25 To 5-12-1972
Alex Wood	27	5-2 To 6-10-2017
Don Sutton	27	4-23 To 5-06-1969
Sandy Koufax	26	6-13 To 6-21-1963
Don Drysdale	26	9-01 To 9-16-1960
Wilson Alvarez	25	9-07 To 9-23-2003
Chan Ho Park	25	9-19 To 9-29-2000
Rick Honeycutt	25	6-05 To 6-20-1986
Fernando Valenzuela	25	4-09 To 4-23-1985
Andy Messersmith	25	5-31 To 6-13-1975
Don Drysdale	25	5-14 To 5-27-1967
Don Drysdale	25	9-19 To 10-02-1966

Brooklyn/Los Angeles 20-Game Winners (Since 1900)

Wins	Pitcher	Year	Wins	Pitcher	Year	Wins	Pitcher	Year
29	Joseph McGinnity	1900	22	Nap Rucker	1911	21	Clayton Kershaw	2011
28	Dazzy Vance	1924	22	Burleigh Grimes	1921	21	Clayton Kershaw	2014
27	Don Newcombe	1956	22	Burleigh Grimes	1924	20	William Clark	1932
27	Sandy Koufax	1966	22	Dazzy Vance	1925	20	Luke Hamlin	1939
26	Sandy Koufax	1965	22	Dazzy Vance	1928	20	Don Newcombe	1951
25	William Donovan	1901	22	Kirby Higbe	1941	20	Carl Erskine	1953
25	Jeff Pfeffer	1916	22	Whit Wyatt	1941	20	Don Newcombe	1955
25	Don Drysdale	1962	22	Preacher Roe	1951	20	Claude Osteen	1969
25	Sandy Koufax	1963	21	Henry Schmidt	1903	20	Bill Singer	1969
23	Jeff Pfeffer	1914	21	Dutch Reuther	1922	20	Al Downing	1971
23	Burleigh Grimes	1920	21	Burleigh Grimes	1923	20	Claude Osteen	1972
23	Don Drysdale	1965	21	Ralph Branca	1947	20	Andy Messersmith	1974
23	Orel Hershiser	1988	21	Don Sutton	1976	20	Tommy John	1977
22	Brickyard Kennedy	1900	21	Fernando Valenzuela	1986	20	Ramon Martinez	1990

Opponent No-Hitters VS. Dodgers

Pitcher	Team	Date And Location
Amos Rusie	New York Giants	July 31,1891 At New York
John Stivetts	Boston Beaneaters	Aug. 6, 1892 At Boston
Walter Thornton	Chicago Cubs	Aug. 21,1898 (2G) At Chicago
John Lush	Philadelphia Phillies	July 20, 1906 At Brooklyn
Nicholas Maddox	Pittsburgh Pirates	Sept. 20, 1907 At Pittsburgh
Leon Ames*	New York Giants	April 15, 1909 At New York
Rube Marquard	New York Giants	April 15, 1915 At New York
Paul Dean	St. Louis Cardinals	Sept. 21, 1934 (2G) At Brooklyn
Johnny Vander Meer	Cincinnati Reds	June 15, 1938 At Brooklyn
James Tobin	Boston Braves	April 27, 1944 At Boston
Vernon Bickford	Boston Braves	Aug. 11, 1950 At Boston
Don Larsen+\$	New York Yankees	Oct. 8, 1956 At New York
John Candelaria	Pittsburgh Pirates	Aug. 9, 1976 At Pittsburgh
Nolan Ryan	Houston Astros	Sept. 26, 1981 At Houston
Tom Browning+	Cincinnati Reds	Sept. 16, 1988 At Cincinnati
Mark Gardner#	Montreal Expos	July 26, 1991 At Los Angeles
Dennis Martinez+	Montreal Expos	July 28, 1991 At Los Angeles
Kent Mercker	Atlanta Braves	April 8, 1994 At Los Angeles
Jered Weaver/Jose Arredondo^	LA Angels	June 28, 2008 At Los Angeles
Kevin Milwood/Charlie Furbush/Stephen Pryor	Seattle Mariners	June 8, 2012 At Seattle
Lucas Luetge/Brandon League/Tom Wilhelmson		
Mike Fiers	Houston Astros	Aug. 21, 2015 At Houston
Jake Arrieta	Chicago Cubs	Aug. 30, 2015 Vs. Chicago

+ Perfect Game \$ 1956 World Series – Game 5; ^Pitched A No-Hitter For 91/3 Innings But Lost Game In The 13Th Inning, 3-0.

Pitched Hitless Ball For Nine Innings; Gave Up Hit In 10Th And Lost Game, 1-0; *The Dodgers Won 1-0 And Were No-Hit For Eight Innings.

Brooklyn No-Hitters

Date	Pitcher	Opponent	Score	Catcher
June 22, 1891	Thomas Lovett	New York	4-0	---
July 20, 1906	Malcolm Eason	At St. Louis	2-0	Bill Bergen
Sept. 5, 1908 (2Nd Game)	Nap Rucker	Boston	6-0	Bill Bergen
Sept. 13, 1925 (1St Game)	Dazzy Vance	Philadelphia	10-1	Hank Deberry
April 30, 1940	James (Tex) Carleton	At Cincinnati	3-0	Herman Franks
April 23, 1946	Ed Head	Boston	5-0	Farrell Anderson
Sept. 9, 1948	Rex Barney	At New York	2-0	Bruce Edwards
June 19, 1952	Carl Erskine	Chicago	5-0	Roy Campanella
May 12, 1956	Carl Erskine	New York	3-0	Roy Campanella
Sept. 25, 1956	Sal Maglie	Philadelphia	5-0	Roy Campanella

Los Angeles No-Hitters

Date	Pitcher	Opponent	Score	Catcher
June 30, 1962	Sandy Koufax	New York	5-0	John Roseboro
May 11, 1963	Sandy Koufax	San Francisco	8-0	John Roseboro
June 4, 1964	Sandy Koufax	At Philadelphia	3-0	Doug Camilli
Sept. 9, 1965	Sandy Koufax	Chicago	1-0*	Jeff Torborg
July 20, 1970	Bill Singer	Philadelphia	5-0	Jeff Torborg
June 27, 1980	Jerry Reuss	At San Francisco	8-0	Steve Yeager
June 29, 1990	Fernando Valenzuela	St. Louis	6-0	Mike Scioscia
Aug. 17, 1992	Kevin Gross	San Francisco	2-0	Mike Scioscia
July 14, 1995	Ramon Martinez	Florida	7-0	Mike Piazza
Sept. 17, 1996	Hideo Nomo	At Colorado	9-0	Mike Piazza
May 25, 2014	Josh Beckett	At Philadelphia	6-0	Drew Butera
June 18, 2014	Clayton Kershaw	Colorado	8-0	A.J. Ellis
May 4, 2018	Walker Buehler/Tony Cingrani Yimi Garcia/Adam Liberatore	At San Diego (Mexico)	4-0	Yasmani Grandal

*Perfect Game

Los Angeles One-Hitters

Date	Pitcher	Club	Score	Hit By	Date	Pitcher	Club	Score	Hit By
5/23/60	Sandy Koufax	At PIT	1-0	Daniels, 1B In 2nd	4/26/85	Orel Hershiser	SD	2-0	Gwynn, 1B In 4th
5/25/65	Don Drysdale	STL	2-0	Flood, 1B In 1st	7/23/85	Orel Hershiser	PIT	6-0	Thompson, 1B In 2nd
6/17/65	Claude Osteen	SF	3-0	Hiatt, 1B In 2nd	10/1/87	Bob Welch	SF	7-0	Aldrete, 1B In 6th
6/20/65	Sandy Koufax	NYM	2-1	Hickman, HR In 5th	5/25/88	Tim Leary	At PHI	4-0	Daulton, 1B In 3rd
8/4/68	Mike Kekich	NYM	2-0	Swoboda, 1B In 7th	7/21/90	Tim Belcher	At PIT	6-0	Bell, 1B In 4th
5/1/69	Don Sutton	At SF	5-0	Davenport, 2B In 8th	7/21/90	Tim Belcher	At PIT	6-0	Bell, 1B In 4th
6/19/71	Don Sutton	HOU	4-0	Wynn, 2B In 6th	8/5/95	Hideo Nomo	At SF	3-0	Clayton, 1B In 7th
5/9/74	Don Sutton	At SD	6-0	Grubb, 1B In 2nd	6/27/98	Ismael Valdes	PIT	2-0	K. Young, 1B In 8th
4/15/75	Don Sutton	CIN	3-1	Bench, HR In 7th	7/19/00	Kevin Brown	COL	9-1	L. Walker, HR In 1st
8/18/77	Don Sutton	SF	7-0	Hill, 1B In 8th	4/26/02	Odalis Perez	At CHC	10-0	Patterson, 1B In 7th
5/11/79	Doug Rau	MON	7-0	Speier, 1B In 8th	6/25/02	Odalis Perez	COL	4-0	Estalella, 1B In 6th
5/29/80	Bob Welch	ATL	3-0	Blanks, 1B In 4th	7/7/04	Kazuhisa Ishii	ARI	11-0	Hillenbrand, 1B In 5th
4/21/82	Jerry Reuss	HOU	6-0	A. Howe, 2B In 1st	8/31/05	Derek Lowe	At CHC	7-0	Hairston, 1B In 1st
4/29/82	Burt Hooton	PHI	4-0	Dejesus, 1B In 4th	7/7/08	Hiroki Kuroda	ATL	3-0	Teixeira, 2B In 8th
6/11/82	Jerry Reuss	CIN	11-1	Milner, 2B In 1st	9/29/15	Clayton Kershaw	At SF	8-0	Frandsen, 1B In 3rd
6/1/83	Bob Welch	PHI	1-0	Hayes, 1B In 4th	8/23/17	Rich Hill	At PIT	0-1	Harrison, HR In 10th
4/27/84	Rick Honeycutt	At SD	1-0	Salazar, 1B In 4th					

Recent Two-Hitters By Dodger Pitchers

Date	Pitcher	Club	Score	Hit By	Date	Pitcher	Club	Score	Hit By
9/23/00	Brown	Vs. SD	2-1	D. Jackson, Klesko	5/29/11	Kershaw	Vs. FLA	8-0	Morrison, Infante
9/29/00	Park	At SD	3-0	Nevin, Larocca	6/20/11	Kershaw	Vs. DET	4-0	Wells, Raburn
7/18/01	Park	Vs. MIL	5-0	Loretta, Sexson	5/28/13	Ryu	Vs. LAA	3-0	Kendrick, Iannetta
5/24/03	Nomo	At MIL	6-0	Vander Wal, Helms	7/13/13	Greinke	Vs. COL	1-0	Helton, Herrera
8/4/10	Padilla	Vs. SD	9-0	Ludwick, Headley	9/16/13	Ryu	At ARI	1-2	Goldschmidt, Hill
8/19/10	Lilly	Vs. COL	2-0	Fowler, Tulowitzki	5/23/16	Kershaw	Vs. CIN	1-0	Cozart, Barnhart

Longest Games In Dodger History (18 Or More Innings)

Innings	Date	Location	Result
26*	May 1, 1920	Boston	Brooklyn 1, Boston 1
23	June 27, 1939	Boston	Brooklyn 2, Boston 2
22	Aug. 22, 1917	Brooklyn	Brooklyn 6, Pittsburgh 5
22	June 3, 1989	Houston	Houston 5, Los Angeles 4
22	Aug. 23, 1989	Montreal	Los Angeles 1, Montreal 0
21	Aug. 17, 1982	Chicago	Los Angeles 2, Chicago 1
20	April 30, 1919	Philadelphia	Brooklyn 9, Philadelphia 9
20	July 5, 1940	Boston	Brooklyn 6, Boston 2
20	July 7, 1993	Philadelphia	Philadelphia 7, Los Angeles 6
19	June 17, 1915	Chicago	Chicago 4, Brooklyn 2
19	May 3, 1920	Boston	Boston 2, Brooklyn 1
19	May 17, 1939	Chicago	Brooklyn 9, Chicago 9
19**	Sept. 11, 1946	Brooklyn	Cincinnati 0, Brooklyn 0
19	Aug. 8, 1972	Cincinnati	Cincinnati 2, Los Angeles 1
19	May 24, 1973	Los Angeles	New York 7, Los Angeles 3
18	Aug. 17, 1902	Brooklyn	Brooklyn 7, St. Louis 7
18	June 1, 1919	Brooklyn	Philadelphia 10, Brooklyn 9
18	Sept. 6, 1984	Los Angeles	Atlanta 3, Los Angeles 2
18	Aug. 3, 1996	Los Angeles	Atlanta 5, Los Angeles 3

*Longest Game And Longest Tied Game In Major League History **Longest Scoreless Game In Major League History

Longest Game Times In Dodger History

Time	Innings	Date	Location	Result
7:14*	22	June 3, 1989	Houston	Houston 5, Los Angeles 4
6:14	22	Aug. 23, 1989	Montreal	Los Angeles 1, Montreal 0
6:10	21	Aug. 17-18, 1982	Chicago	Los Angeles 2, Chicago 1
6:10	20	July 7, 1993	Philadelphia	Philadelphia 7, Los Angeles 6
5:55	16	July 24, 2018	Philadelphia	Philadelphia 7, Los Angeles 4
5:47	17	May 22, 2016	San Diego	Los Angeles 9, San Diego 5
5:46	15	April 2, 2018	Arizona	Arizona 8, Los Angeles 7
5:45	16	Sept. 28, 1986	San Francisco	San Francisco 6, Los Angeles 5
5:42	19	May 24, 1973	Los Angeles	New York 7, Los Angeles 3
5:35	17	April 12, 1980	Houston	Los Angeles 6, Houston 5
5:34	14	Sept. 3, 2014	Los Angeles	Washington 8, Los Angeles 5
5:29	14	Aug. 31, 2015	Los Angeles	Los Angeles 5, San Francisco 4
5:26	14	July 6, 2016	Los Angeles	Baltimore 6, Los Angeles 4
5:20	16	Sept. 13, 1982	Los Angeles	Los Angeles 4, San Diego 3
5:19	20	July 5, 1940	Boston	Brooklyn 6, Boston 2
5:19	16	May 7, 2002	Atlanta	Los Angeles 6, Atlanta 5
5:16	16	Sept. 6, 1987	Los Angeles	Los Angeles 3, New York 2
5:16	15	May 2, 1995	San Francisco	San Francisco 4, Los Angeles 3
5:16	14	April 7, 2018	San Francisco	San Francisco 7, Los Angeles 5
5:15	23	June 23, 1939	Boston	Brooklyn 2, Boston 2
5:14	16	April 13, 1999	Arizona	Arizona 7, Los Angeles 6
5:14	14	July 10, 2013	Arizona	Los Angeles 7, Arizona 5
5:11	12	May 1, 2014 (2)	Minnesota	Los Angeles 4, Minnesota 3
5:10	16	July 22, 2016	St. Louis	St. Louis 4, Los Angeles 3
5:07	13	Aug. 20, 2011	Colorado	Colorado 7, Los Angeles 6
5:06	15	Aug. 25, 2006	Arizona	Arizona 9, Los Angeles 7
5:06	14	Aug. 18, 2007	Los Angeles	Colorado 7, Los Angeles 4
5:05	18	Aug. 3, 1996	Los Angeles	Atlanta 5, Los Angeles 3
5:03	12	July 27, 1990	Los Angeles	Los Angeles 5, Atlanta 4

*Longest Night Game In National League History †Longest Extra-Inning 1-0 Game In Major League History

H I S T O R Y A N D R E C O R D S

1945-2017 Dodger Opening Day Lineups (Continued)

1969	Crawford Gabrielson Sudakis Fairly Kosco Haller Lefebvre Sizemore Drysdale	CF RF 3B 1B LF C 2B SS P	1978	Lopes Russell Smith Cey Garvey Baker Monday Yeager Sutton	2B SS RF 3B 1B LF CF C P	1987	Sax Duncan Madlock Marshall Stubbs Landreaux Scioscia Ramsey Hershiser	2B SS RF 3B 1B LF CF C P	1996	Deshields Butler Piazza Karros Mondesi Blowers Hollandsworth Gagne R. Martinez	2B SS CF 1B C RF LF CF P	2005	Izturis Choi Drew Kent Bradley Valentin Ledee Phillips Lowe	SS 1B RF 2B CF 3B LF C P	2014	Puig Turner Ramirez Gonzalez Van Slyke Uribe Ethier Ellis Kershaw	RF 2B SS 1B LF CF CF C P
1970	Wills Buckner W. Davis Crawford Parker Garvey Haller Sizemore Osteen	SS LF CF RF 1B 3B C 2B P	1979	Lopes Russell Smith Garvey Cey Baker Monday Yeager Hooton	2B SS RF 1B 3B LF CF C P	1988	Sax Griffin Gibson Guerrero Marshall Shelby Davis Scioscia Valenzuela	2B SS LF 1B 3B CF CF C P	1997	Butler Guerrero Mondesi Piazza Karros Zeile Hollandsworth Gagne R. Martinez	2B SS CF RF 1B 3B LF SS P	2006	Furcal Cruz Drew Kent Saenz Mueller Alomar Jr. Repko Lowe	SS LF RF 2B 1B 3B C CF P	2015	Rollins Puig Gonzalez Kendrick Crawford Uribe Pederson Ellis Kershaw	SS RF 1B 2B LF 3B CF C P
1971	Wills Buckner W. Davis Parker Allen Sims Garvey Russell Singer	SS RF CF 1B LF C 3B 2B P	1980	Lopes Law Smith Garvey Baker Cey Thomas Yeager Hooton	2B CF RF 1B LF 3B SS C P	1989	Randolph Griffin Gibson Murray Marshall Shelby Hamilton Scioscia Belcher	2B SS LF 1B RF CF 3B C P	1998	Young Vizcaino Piazza Zeile Mondesi Konerko Hollandsworth Hubbard R. Martinez	2B SS CF 1B RF 1B LF CF P	2007	Pierre Martin Garcia Kent Gonzalez Betemit Ethier Martinez Lowe	CF C 1B 2B LF 3B RF SS P	2016	Utey Seager Turner Gonzalez Puig Crawford Pederson Ellis Kershaw	2B SS 3B 1B RF LF CF C P
1972	Wills Buckner W. Davis Robinson Lefebvre Crawford Sims Grabarkewitz Sutton	SS 1B CF RF 2B LF C 3B P	1981	Lopes Landreaux Baker Garvey Cey Guerrero Scioscia Russell Valenzuela	2B CF LF 1B 3B RF C SS P	1990	Samuel Randolph Brooks Murray Daniels Hamilton Scioscia Griffin Hershiser	CF 2B RF 1B LF 3B SS SS P	1999	Young Grudzielanek Sheffield Mondesi White Karros Hundley Beltre Brown	2B SS LF RF CF 1B 3B 3B P	2008	Furcal Ethier Kemp Kent Jones Martin Loney Dewitt Penny	SS LF RF 2B CF C 1B 3B P	2017	Toles Seager Turner Gonzalez Forsythe Pederson Grandal Puig Kershaw	LF SS SS 1B 2B CF C RF P
1973	Lacy Mota Buckner W. Davis Crawford Ferguson McMullen Russell Sutton	2B LF 1B CF RF C 3B SS P	1982	Sax Landreaux Baker Garvey Cey Guerrero Yeager Russell Reuss	2B CF LF 1B 3B RF C SS P	1991	Butler Samuel Strawberry Murray Daniels Harris Scioscia Griffin Belcher	CF 2B RF 1B LF 3B CF SS P	2000	White Grudzielanek Sheffield Green Karros Hundley Beltre Elster Brown	CF 2B LF RF 1B 3B SS 3B P	2009	Furcal Hudson Ramirez Ethier Martin Loney Kemp Blake Kuroda	SS 2B LF RF C 1B CF 3B P	2018	Taylor Seager Puig Hernandez Bjelling Kemp Grandal Forsythe Kershaw	CF SS RF RF 1B LF C 3B P
1974	Lopes Buckner Wynn Ferguson Crawford Cey Joshua Russell Sutton	2B 1B CF C RF 3B LF SS P	1983	Sax Landreaux Baker Guerrero Brock Marshall Russell Yeager Valenzuela	2B CF LF 3B 1B RF SS C P	1992	Butler Harris Daniels Strawberry Davis Lof Samuel Scioscia Offerman R. Martinez	CF 2B 1B RF LF CF 2B SS P	2001	Goodwin Grudzielanek Sheffield Green Karros Donnels Kreuter Cora Park	CF 2B LF RF 1B 3B SS SS P	2010	Furcal Martin Ethier Ramirez Kemp Loney Blake Dewitt Padilla	SS C RF LF CF CF 1B 2B 2B P	Most O.D. Starts In L.A. Dodger History	C 1B 2B 3B CF SS RF P	Scioscia (10) Karros (9) Lopes (7) Cey (9) Russell (11) W. Davis (11) Ethier (6) Baker (7) Kershaw (8)
1975	Lopes Buckner Wynn Ferguson Garvey Cey Yeager Russell Sutton	2B LF CF RF 1B 3B C SS P	1984	Sax Oliver Landreaux Guerrero Marshall Maldonado Rivera Scioscia Valenzuela	2B CF CF 1B LF RF 3B C P	1993	Offerman Butler Strawberry Davis Wallach Karros Piazza Reed Hershiser	SS CF CF LF 3B 1B 2B P	2002	Roberts Izturis Lo Duca Green Jordan Beltre Karros Grudzielanek Brown	CF SS CF RF LF 3B 1B 2B P	2011	Furcal Gwynn Ethier Kemp Loney Uribe Barajas Carroll Kershaw	SS LF RF CF 1B 3B 2B 2B P	L.A. Opening Day Facts And Figures	C 1B 2B 3B CF SS RF P	L.A. Dodgers Win/Loss Record: 33-28
1976	Buckner Sizemore Baker Garvey Cey Ferguson Yeager Russell Sutton	LF 2B CF 1B 3B RF C SS P	1985	Duncan Landreaux Oliver Guerrero Marshall Scioscia Bream Anderson Valenzuela	2B CF LF 3B RF C 1B SS P	1994	Deshields Butler Piazza Karros Wallach Rodriguez Mondesi Offerman Hershiser	2B CF CF 1B 3B LF RF SS SS P	2003	Roberts Lo Duca Green McGriff Beltre Cabrera Izturis Nomo	CF C CF LF 1B 3B SS SS P	2012	Gordon M. Ellis Kemp Ethier Rivera Loney Uribe A. Ellis Kershaw	SS 2B CF RF LF 1B 3B C P	Record In Extra-Inning Games: 2-1	16 16 15 14 15	
1977	Lopes Russell Smith Cey Garvey Monday Baker Yeager Sutton	2B SS RF 3B 1B CF LF C P	1986	Duncan Landreaux Madlock Brock Marshall Stubbs Ashley Scioscia Sax Valenzuela	SS CF CF 3B RF LF C 2B P	1995	Deshields Offerman Mondesi Piazza Green Rodriguez Ashley Hansen R. Martinez	2B SS CF CF 1B RF LF 3B P	2004	Roberts Izturis Bradley Green Lo Duca Encarnacion Beltre Cora Nomo	CF SS CF CF 1B RF 3B 2B P	2013	Crawford M. Ellis Kemp Gonzalez Ethier Cruz A. Ellis Sellers Kershaw	LF 2B CF 1B RF CF C SS P	Most Runs Scored	1983 2016 2017 1978	
														Shutouts	2016 2013 2008 2003 2001 1991 1974 1964		
															Most Victories	5 6 4 4 2 2 2	
															Highest Home Attendance	57,099	

Most O.D. Starts In L.A. Dodger History

L.A. Opening Day Facts And Figures

L.A. Dodgers Win/Loss Record: 33-28

Record In Extra-Inning Games: 2-1

Most Runs Scored

Shutouts

Most Victories

Highest Home Attendance

H I S T O R Y A N D R E C O R D S

Award-Winning Dodgers

Most Valuable Player: (13)

Jake Daubert	1913
Dazzy Vance	1924
Dolph Camilli	1941
Jackie Robinson	1949
Roy Campanella	1951
Roy Campanella	1953
Roy Campanella	1955
Don Newcombe	1956
Maury Wills	1962
Sandy Koufax	1963
Steve Garvey	1974
Kirk Gibson	1988
Clayton Kershaw	2014

Cy Young Award: (12)

Don Newcombe	1956
Don Drysdale	1962
Sandy Koufax	1963
Sandy Koufax	1965
Sandy Koufax	1966
Mike Marshall	1974
Fernando Valenzuela	1981
Orel Hershiser	1988
Eric Gagné	2003
Clayton Kershaw	2011
Clayton Kershaw	2013
Clayton Kershaw	2014

Fernando Valenzuela	1981
Steve Sax	1982
Eric Karros	1992
Mike Piazza	1993
Raul Mondesi	1994
Hideo Nomo	1995
Todd Hollandsworth	1996

Corey Seager Cody Bellinger

2016
2017

LCS MVP: (7)

Dusty Baker	1977
Steve Garvey	1978
Burt Hooton	1981
Orel Hershiser	1988
Chris Taylor, Justin Turner	2017
Cody Bellinger	2018

All-Star Game MVP: (5)

Maury Wills (Game 1)	1962
Steve Garvey	1974
Don Sutton	1977
Steve Garvey	1978
Mike Piazza	1996

Comeback Player: (9)

Phil Regan	1966
Al Downing	1971
Jimmy Wynn	1974
Tommy John	1976
Jerry Reuss	1980
Pedro Guerrero	1987
Tim Leary	1988
Orel Hershiser	1991
Tim Lincecum	1994
Nomar Garciaparra	2006

Roberto Clemente Award

Steve Garvey	1981
Clayton Kershaw	2012

World Series MVP: (6)

Johnny Podres	1955
Larry Sherry	1959
Sandy Koufax	1963
Sandy Koufax	1965
Ron Cey, Pedro Guerrero, Steve Yeager	1981
Orel Hershiser	1988

Rookie Of The Year: (18)

Jackie Robinson	1947
Don Newcombe	1949
Joe Black	1952
Jim Gilliam	1953
Frank Howard	1960
Jim Lefebvre	1965
Ted Sizemore	1969
Rick Sutcliffe	1979
Steve Howe	1980

Dodger Rawlings Gold Glove Award Winners

1957 Gil Hodges, 1B	1969 Wes Parker, 1B	1976 Steve Garvey, 1B	2006 Greg Maddux, P
1958 Gil Hodges, 1B	1970 Wes Parker, 1B	1977 Steve Garvey, 1B	2007 RuSsell Martin, C
1959 Gil Hodges, 1B	1971 Wes Parker, 1B	1978 Davey Lopes, 2B	2008 Greg Maddux, P
Charlie Neal, 2B	Willie Davis, OF	1981 Dusty Baker, OF	2009 Orlando Hudson, 2B
1960 Wally Moon, OF	1972 Willie Davis, OF	1986 Fernando Valenzuela, P	Matt Kemp, OF
1961 John Roseboro, C	Wes Parker, 1B	1988 Orel Hershiser, P	2011 Andre Ethier, OF
Maury Wills, SS	1973 Willie Davis, OF	1995 Raul Mondesi, OF	Matt Kemp, OF
1962 Maury Wills, SS	1974 Steve Garvey, 1B	1997 Raul Mondesi, OF	Clayton Kershaw, P
1966 John Roseboro, C	Andy MeSSersmith, P	1998 Charles Johnson, C	2014 Adrián González, 1B
1967 Wes Parker, 1B	1975 Steve Garvey, 1B	2004 Cesar Izturis, SS	Zack Greinke, P
1968 Wes Parker, 1B	Andy MeSSersmith, P	Steve Finley, OF	2015 Zack Greinke, P

Dodger Silver Slugger Award Winners

Dusty Baker, Outfield	1980 Orel Hershiser, Pitcher	1993 Matt Kemp, Outfield	2009
Dusty Baker, Outfield	1981 Mike Piazza, Catcher	1994 Matt Kemp, Outfield	2011
Fernando Valenzuela, Pitcher	1981 Mike Piazza, Catcher	1995 Zack Greinke, Pitcher	2013
Pedro Guerrero, Outfield	1982 Eric Karros, First Base	1995 Adrián González, First Base	2014
Fernando Valenzuela, Pitcher	1983 Mike Piazza, Catcher	1996 Corey Seager, Shortstop	2016
Steve Sax, Second Base	1986 Mike Piazza, Catcher	1997 Corey Seager, Shortstop	2017
Kirk Gibson, Outfield	1988 Adrian Beltre, Third Base	2004	
Tim Leary, Pitcher	1988 Jeff Kent, Second Base	2005	
Eddie Murray, First Base	1990 Russell Martin, Catcher	2007	
Mike Piazza, Catcher	1993 Andre Ethier, Outfield	2009	

Dodgers With Longest Service To The Club

Player	Years Of Service	Player	Years Of Service
Zack Wheat	1909-1926 (18)	Carl Furillo	1946-1960 (15)
Bill Russell	1969-1986 (18)	Steve Yeager	1972-1985 (14)
Don Sutton	1966-1980, 1988 (16)	Jim Gilliam	1953-1966 (14)
Duke Snider	1947-1962 (16)	Steve Garvey	1969-1982 (14)
Pee Wee Reese	1940-1942, 1946-1958 (16)	Don Drysdale	1956-1969 (14)
Gil Hodges	1943, 1947-1961 (16)	Willie Davis	1960-1973 (14)

Hitting For The Cycle

Babe Herman Holds The Dodger Record And Is Tied For The Major League Record After Hitting For The Cycle Three Times During His Career, Accomplishing The Feat Twice In 1931 For The Dodgers And In 1933 For The Chicago Cubs. He Shares The Big League Record With Bob Meusel (1921, 22, 28) And John Reilly (1883 (2), 90). Following Are Dodgers Who Have Hit For The Cycle, Including 2017 Rookie Of The Year Cody Bellinger Last Year:

Player	Date	Player	Date	Player	Date
Tom P. Burns	Aug. 1, 1890 (G2)	Dixie Walker	Sept. 2, 1944	Wes Parker	May 7, 1970
James Johnston	May 25, 1922 (G1)	Jackie Robinson	Aug. 29, 1948 (G1)	Orlando Hudson	April 13, 2009
Babe Herman	May 18, 1931	Gil Hodges	June 25, 1949	Cody Bellinger	July 15, 2017
Babe Herman	July 24, 1931				

Dodger Single-Season National League Batting Leaders

Batting: (10)

Jake Daubert	1913	.350
Jake Daubert	1914	.329
Zack Wheat	1918	.335
Lefty O'doul	1932	.368
Pete Reiser	1941	.343
Dixie Walker	1944	.357
Jackie Robinson	1949	.342
Carl Furillo	1953	.344
Tommy Davis	1962	.346
Tommy Davis	1963	.326

Runs: (9)

Pete Reiser	1941	117
Arky Vaughan	1943	112
Eddie Stanky	1945	128
Pee Wee Reese	1949	132
Duke Snider	1953	132
Duke Snider	1954	120**
Duke Snider	1955	126
Brett Butler	1991	112
Matt Kemp	2011	115

Hits: (6)

Wee Willie Keeler	1900	208
Ivy Olson	1919	164
Duke Snider	1950	199
Tommy Davis	1962	230
Steve Garvey	1978	202
Steve Garvey	1980	200

Singles: (16)

Wee Willie Keeler	1900	179
Jake Daubert	1911	146**
Jake Daubert	1913	152
Ivy Olson	1919	140
Zack Wheat	1924	149
Milt Stock	1925	164
Lefty O'doul	1932	158**
Maury Wills	1961	150**
Maury Wills	1962	179
Maury Wills	1965	165
Steve Sax	1986	157**
Steve Sax	1988	147
Brett Butler	1991	162
Brett Butler	1992	143
Brett Butler	1993	149
Juan Pierre	2007	164

Doubles: (4)

Red Smith	1913	40
John Frederick	1929	52
Pete Reiser	1941	39**
Wes Parker	1970	47

Triples: (16)

Jimmy Sheppard	1901	21
Harry Lumley	1904	18
Whitey Alperman	1907	16**
Jake Daubert	1918	15
Hy Myers	1919	14**
Hy Myers	1920	22
Pete Reiser	1941	17
Luis Olmo	1945	13
Jim Gilliam	1953	17
Wally Moon	1959	11**
Charlie Neal	1959	11**
Willie Davis	1962	10**
Maury Wills	1962	10**
Willie Davis	1970	16
Brett Butler	1994	9**
Dee Gordon	2014	12

Home Runs: (9)

Jimmy Sheppard	1903	9
Harry Lumley	1904	9
Tim Jordan	1906	12
Tim Jordan	1908	12
Jack Fournier	1924	27
Dolph Camilli	1941	34
Duke Snider	1956	43
Adrian Beltre	2004	48
Matt Kemp	2011	39

RBI: (8)

Hy Myers	1919	73
Dolph Camilli	1941	120
Dixie Walker	1945	124
Roy Campanella	1953	142
Duke Snider	1955	136
Tommy Davis	1962	153
Matt Kemp	2011	126
Adrián González	2014	116

Total Bases: (7)

Zack Wheat	1916	262
Hy Myers	1919	223
Pete Reiser	1941	299
Duke Snider	1949	343
Duke Snider	1953	370
Duke Snider	1954	378
Matt Kemp	2011	353

Stolen Bases: (16)

Jimmy Sheppard	1903	67**
Pete Reiser	1942	20
Arky Vaughan	1943	20
Pete Reiser	1946	34
Jackie Robinson	1947	29
Jackie Robinson	1949	37
Pee Wee Reese	1952	30
Maury Wills	1960	50
Maury Wills	1961	35
Maury Wills	1962	104
Maury Wills	1963	40
Maury Wills	1964	53
Maury Wills	1965	94
Davey Lopes	1975	77
Davey Lopes	1976	63
Dee Gordon	2014	64

Walks: (11)

Jack Fournier	1925	86
Dolph Camilli	1938	119
Dolph Camilli	1939	110
Augie Galan	1943	103
Augie Galan	1944	101
Eddie Stanky	1945	148
Eddie Stanky	1946	137
Pee Wee Reese	1947	104**
Duke Snider	1956	99
Jim Gilliam	1959	96
Brett Butler	1991	108

Slugging Percentage: (8)

Jimmy Sheppard	1901	.536
Harry Lumley	1906	.477
Zack Wheat	1916	.461
Hy Myers	1919	.436
Pete Reiser	1941	.558
Duke Snider	1953	.627
Duke Snider	1956	.598
Pedro Guerrero	1985	.577

Top Dodger Batting Duos And Trios

Home Runs:

Duos:

- 2001 (85) - Shawn Green (49), Gary Sheffield (36)
- 2004 (76) - Adrian Beltre (48), Shawn Green (28)
- 2000 (74) - Gary Sheffield (43), Eric Karros (31)
- 1997 (71) - Mike Piazza (40), Todd Zeile/Eric Karros (31)

Trios:

- 2001 (110) - Shawn Green(49), Gary Sheffield (36), Paul Lo Duca (25)
- 1997 (102) - Mike Piazza (40), Todd Zeile (31), Eric Karros (31)
- 1999 (101) - Gary Sheffield (34), Eric Karros (34), Raul Mondesi (33)

Runs Batted In

Duos:

- 1962 (272) - Tommy Davis (153), Frank Howard (119)
- 1997 (228) - Mike Piazza (124), Eric Karros (104)
- 2001 (225) - Shawn Green (125), Gary Sheffield (100)
- 1977 (225) - Steve Garvey (115), Ron Cey (110)

Trios:

- 1962 (357) - Tommy Davis (153), Frank Howard (119), Willie Davis (85)
- 1997 (318) - Mike Piazza (124), Eric Karros (104), Todd Zeile (90)
- 1974 (316) - Steve Garvey (111), Jimmy Wynn (108), Ron Cey (97)

Dodger Single-Season National League Pitching Leaders

Wins: (18)	Saves: (14)	Earned Run Average: (17)
Burleigh Grimes 1921 22	Johnny Morrison 1929 8**	Dazzy Vance 1924 2.16
Dazzy Vance 1924 28	Jack Quinn 1931 15	Dazzy Vance 1928 2.09
Dazzy Vance 1925 22	Jack Quinn 1932 8	Dazzy Vance 1930 2.61
Kirby Higbe 1941 22**	Dutch Leonard 1935 8	Johnny Podres 1957 2.66
Whit Wyatt 1941 22**	Hugh Casey 1942 13	Sandy Koufax 1962 2.54
Don Newcombe 1956 27	Les Webber 1943 10	Sandy Koufax 1963 1.88
Don Drysdale 1962 25	Hugh Casey 1947 18	Sandy Koufax 1964 1.74
Sandy Koufax 1963 25	Jim Hughes 1954 24	Sandy Koufax 1965 2.04
Sandy Koufax 1965 26	Clem Labine 1956 19	Sandy Koufax 1966 1.73
Sandy Koufax 1966 27	Clem Labine 1957 17	Don Sutton 1980 2.21
Andy Messersmith 1974 20	Phil Regan 1966 21	Alejandro Peña 1984 2.48
Fernando Valenzuela 1986 21**	Mike Marshall 1974 21	Kevin Brown 2000 2.58
Orel Hershiser 1988 23	Todd Worrell 1996 44**	Clayton Kershaw 2011 2.28
Brad Penny 2006 16**	Eric Gagné 2003 55	Clayton Kershaw 2012 2.53
Derek Lowe 2006 16**	Kenley Jansen 2017 41**	Clayton Kershaw 2013 1.83
Clayton Kershaw 2011 21**		Clayton Kershaw 2014 1.77
Clayton Kershaw 2014 21	Shutouts: (32)	Zack Greinke 2015 1.66
Clayton Kershaw 2017 18	Nap Rucker 1912 6	Clayton Kershaw 2017 2.31
	Clarence Mitchell 1921 3**	
	Dazzy Vance 1922 5**	Strikeouts: (22)
Winning Percentage: (22)*	Dazzy Vance 1925 4	Burleigh Grimes 1921 136
Joe McGinnity 1900 .763 29-9	Dazzy Vance 1928 4**	Dazzy Vance 1922 134
Burleigh Grimes 1920 .676 23-11	Douglas Moweery 1928 4**	Dazzy Vance 1923 197
Freddie Fitzsimmons 1940 .889 16-2	Dazzy Vance 1930 4**	Dazzy Vance 1924 262
Larry French 1942 .789 15-4	Van Lingle Mungo 1935 4**	Dazzy Vance 1925 221
Preacher Roe 1949 .714 15-6	Whit Wyatt 1940 5**	Dazzy Vance 1926 140
Preacher Roe 1951 .880 22-3	Todd Wyatt 1941 7	Dazzy Vance 1927 184
Carl Erskine 1953 .769 20-6	Don Newcombe 1949 5**	Dazzy Vance 1928 200
Don Newcombe 1955 .800 20-5	Johnny Podres 1957 6**	Van Lingle Mungo 1936 238
Don Newcombe 1956 .794 27-7	Roger Craig 1959 4**	Don Newcombe 1951 164**
Johnny Podres 1961 .783 18-5	Don Drysdale 1959 4**	Don Drysdale 1959 242
Ron Perranoski 1963 .842 16-3	Sandy Koufax 1963 11	Don Drysdale 1960 246
Sandy Koufax 1964 .792 19-5	Sandy Koufax 1964 7	Sandy Koufax 1961 269
Sandy Koufax 1965 .765 26-8	Sandy Koufax 1966 5**	Don Drysdale 1962 232
Phil Regan 1966 .933 14-1	Al Downing 1971 5**	Sandy Koufax 1963 306
Tommy John 1973 .696 16-7	Don Sutton 1972 9	Sandy Koufax 1965 382
Tommy John 1974 .813 13-3	Don Sutton 1975 7	Sandy Koufax 1966 317
Rick Rhoden 1976 .800 12-3	Andy Messersmith 1980 6	Fernando Valenzuela 1981 180
Orel Hershiser 1985 .864 19-3	Jerry Reuss 1981 8	Hideo Nomo 1995 236
Brad Penny 2007 .800 16-4	Fernando Valenzuela 1984 4**	Clayton Kershaw 2011 248
Zack Greinke 2013 .789 15-4	Orel Hershiser 1984 4**	Clayton Kershaw 2013 232
Clayton Kershaw 2014 .875 21-3	Alejandro Peña 1984 4**	Clayton Kershaw 2015 301
Zack Greinke 2015 .864 19-3	Bob Welch 1987 4**	
Alex Wood 2017 .842 16-3	Orel Hershiser 1988 8	
	Tim Belcher 1989 8	* Among Pitchers With 15-Plus Decisions
	Mike Morgan 1990 4**	
	Ramon Martinez 1994 3**	**Tied For League Lead
	Hideo Nomo 1995 3**	All NL Champions Since 1900
	Clayton Kershaw 2013 2**	
	Clayton Kershaw 2015 3**	
	Clayton Kershaw 2016 3	

Top Dodger Pitching Duos And Trios

Strikeouts

Duos:

1965 (592) - Sandy Koufax (382), Don Drysdale (210)
 1963 (557) - Sandy Koufax (306), Don Drysdale (251)
 1966 (526) - Sandy Koufax (317), Don Sutton (209)

Trios:

1965 (754) - Sandy Koufax (382), Don Drysdale (210), Claude Osteen (162)
 1966 (703) - Sandy Koufax (317), Don Sutton (209), Don Drysdale (177)
 1963 (691) - Sandy Koufax (306), Don Drysdale (251), Johnny Podres (134)

Brooklyn/Los Angeles All-Stars

1933: Max Carey, Cch.; Tony Cuccinello, 2B
1934: Casey Stengel, Cch.; Al Lopez, C; Van Lingle Mungo, P
1936: Van Lingle Mungo, P
1937: Van Lingle Mungo, P
1938: Leo Durocher, SS; Cookie Lavagetto, 3B; Babe Phelps, C (Phelps Was Selected But Was Replaced By Harry Danning OF New York)
1939: Dolph Camilli, 1B; Cookie Lavagetto, 3B; Babe Phelps, C; Whit Wyatt, P
1940: Pete Coscarart, 2B; Leo Durocher, SS; Cookie Lavagetto, 3B; Joe Medwick, OF; Babe Phelps, C; Whit Wyatt, P
1941: Dolph Camilli, 1B (Camilli Was Selected But Was Replaced By Frank McCormick OF Cincinnati); Billy Herman, 2B; Cookie Lavagetto, 3B; Joe Medwick, OF (Medwick Replaced Hank Leiber OF Chicago); Mickey Owen, C; Pete Reiser, OF; Whit Wyatt, P
1942: Leo Durocher, Mgr.; Billy Herman, 2B; Joe Medwick, OF; Mickey Owen, C; Pee Wee Reese, SS; Pete Reiser, OF; Arky Vaughan, 3B; Whit Wyatt, P
1943: Augie Galan, OF; Billy Herman, 2B; Mickey Owen, C; Dixie Walker, OF
1944: Augie Galan, OF; Mickey Owen, C; Dixie Walker, OF
1945: Goody Rosen OF
1946: Kirby Higbe, P, Pee Wee Reese, SS (Reese Was Selected But Was Replaced By Frank McCormick OF Philadelphia); Pete Reiser, OF; Dixie Walker, OF
1947: Ralph Branca, P; Bruce Edwards, C; Pee Wee Reese, SS (Reese Replaced Eddie Miller OF Cincinnati); Eddie Stanky, 2B; Dixie Walker, OF
1948: Leo Durocher, Mgr.; Ralph Branca, P; Pee Wee Reese, SS
1949: Burt Shotton, Cch.; Ralph Branca, P; Roy Campanella, C; Gil Hodges, 1B; Don Newcombe, P; Pee Wee Reese, SS; Jackie Robinson, 2B; Preacher Roe, P
1950: Burt Shotton, Mgr.; Roy Campanella, C; Gil Hodges, 1B; Don Newcombe, P; Pee Wee Reese, SS; Jackie Robinson, 2B; Preacher Roe, P; Duke Snider, OF
1951: Roy Campanella, C; Gil Hodges, 1B; Don Newcombe, P; Pee Wee Reese, SS; Jackie Robinson, 2B; Preacher Roe, P; Duke Snider, OF
1952: Roy Campanella, C; Carl Furillo, OF; Gil Hodges, 1B; Pee Wee Reese, SS; Jackie Robinson, 2B; Preacher Roe, P (Roe Was Selected But Was Replaced By Jim Hearn OF New York); Duke Snider, OF
1953: Charles Dressen, Mgr.; Roy Campanella, C; Carl Furillo, OF; Gil Hodges, 1B; Pee Wee Reese, SS; Jackie Robinson, 3B; Duke Snider, OF
1954: Walter Alston, Mgr.; Roy Campanella, C; Carl Erskine, P; Gil Hodges, 1B; Pee Wee Reese, SS; Jackie Robinson, OF; Duke Snider, OF
1955: Roy Campanella, C (Campanella Was Selected But Was Replaced By Stan Lopata OF Philadelphia); Gil Hodges, 1B; Don Newcombe, P; Duke Snider, OF
1956: Walter Alston, Mgr.; Roy Campanella, C; Jim Gilliam, 2B; Clem Labine, P; Duke Snider, OF
1957: Walter Alston, Mgr.; Gino Cimoli, OF; Gil Hodges, 1B; Clem Labine, P
1958: Johnny Podres, P; John Roseboro, C

1959: (Game 1) Don Drysdale, P; Wally Moon, OF (Game 2) Don Drysdale, P; Jim Gilliam, 3B; Wally Moon, OF; Charlie Neal, 2B
1960: (Game 1 And 2) Walter Alston, Mgr.; Norm Larker, 1B; Charlie Neal, 2B; Johnny Podres, P; Stan Williams, P
1961: (Game 1) Sandy Koufax, P; John Roseboro, C; Maury Wills, SS (Game 2) Don Drysdale, P; Sandy Koufax, P; John Roseboro, C; Maury Wills, SS
1962: (Game 1) Tommy Davis, OF; Don Drysdale, P; Sandy Koufax, P; John Roseboro, C; Maury Wills, SS (Game 2) Tommy Davis, OF; Johnny Podres, P; John Roseboro, C; Maury Wills, SS
1963: Tommy Davis, OF; Don Drysdale, P; Sandy Koufax, P; Maury Wills, SS
1964: Walter Alston, Mgr.; Don Drysdale, P; Sandy Koufax, P
1965: Don Drysdale, P; Sandy Koufax, P; Maury Wills, SS
1966: Walter Alston, Mgr.; Sandy Koufax, P; Jim Lefebvre, 2B; Phil Regan, P; **Maury Wills, SS**
1967: Walter Alston, Mgr.; Don Drysdale, P; Claude Osteen, P
1968: Don Drysdale, P; Tom Haller, C
1969: Bill Singer, P
1970: Bill Grabarkewitz, SS; Claude Osteen, P
1971: Walter Alston, Cch.; Willie Davis, OF
1972: Don Sutton, P
1973: Jim Brewer, P; Willie Davis, OF; Manny Mota, OF; Claude Osteen, P; Bill Russell, SS (Russell Replaced Dave Concepcion OF Cincinnati); **Don Sutton, P**
1974: **Ron Cey, 3B; Steve Garvey, 1B;** Mike Marshall, P; Andy Messersmith, P; **Jimmy Wynn, OF**
1975: Walter Alston, Mgr.; **Ron Cey, 3B; Steve Garvey, 1B;** Mike Marshall, P; Andy Messersmith, P; Don Sutton, P; **Jimmy Wynn, OF**
1976: Ron Cey, 3B; Steve Garvey, 1B; Rick Rhoden, P; Bill Russell, SS
1977: Tommy Lasorda, Cch.; Ron Cey, 3B; Steve Garvey, 1B; Don Sutton, P; Reggie Smith, OF
1978: Tommy Lasorda, Mgr.; Ron Cey, 3B; **Steve Garvey, 1B;** Tommy John, P; Davey Lopes, 2B; **Rick Monday, OF;** Reggie Smith, OF
1979: Tommy Lasorda, Mgr.; Ron Cey, 3B; **Steve Garvey, 1B; Davey Lopes, 2B**
1980: **Steve Garvey, 1B; Davey Lopes, 2B;** Jerry Reuss, P; **Bill Russell, SS; Reggie Smith, OF;** Bob Welch, P
1981: Dusty Baker, OF; Steve Garvey, 1B; Pedro Guerrero, OF; Burt Hooton, P; **Davey Lopes, 2B;** Fernando Valenzuela, P
1982: Tommy Lasorda, Mgr.; Dusty Baker, OF; Steve Howe, P; Steve Sax, 2B; Fernando Valenzuela, P
1983: Tommy Lasorda, Cch.; Pedro Guerrero, 3B; **Steve Sax, 2B;** Fernando Valenzuela, P
1984: Tommy Lasorda, Cch.; Mike Marshall, OF; Fernando Valenzuela, P
1985: Pedro Guerrero, OF; Fernando Valenzuela, P
1986: Tommy Lasorda, Cch.; Steve Sax, 2B; Fernando Valenzuela, P
1987: Pedro Guerrero, 3B; Orel Hershiser, P
1988: Orel Hershiser, P
1989: Tommy Lasorda, Mgr.; Orel Hershiser, P; Jay Howell, P; Willie Randolph, 2B; Mike Scioscia, C

1990: Ramon Martinez, P; Mike Scioscia, C
1991: Brett Butler, OF; Ramon Martinez, P; Mike Morgan, P; Eddie Murray, 1B; Juan Samuel, 2B; **Darryl Strawberry, OF**
1992: Mike Sharperson, 3B
1993: Mike Piazza, C; Tommy Lasorda, Cch.
1994: **Mike Piazza, C**
1995: Raul Mondesi, OF; Hideo Nomo, P; Jose Offerman, SS; **Mike Piazza, C,** Todd Worrell, P
1996: **Mike Piazza, C,** Todd Worrell, P
1997: **Mike Piazza, C**
1998: Gary Sheffield, OF; Jeff Shaw, P
1999: Gary Sheffield, OF
2000: Kevin Brown, P; Gary Sheffield, OF
2001: Chan Ho Park, P; Jeff Shaw, P
2002: Eric Gagné, P; Shawn Green, OF; Odalis Perez, P; Jim Tracy, Cch.
2003: Kevin Brown, P; Eric Gagné, P; Paul Lo Duca, C
2004: Eric Gagné, P, Paul Lo Duca, C
2005: **Jeff Kent, 2B,** Cesar Izturis, SS
2006: Brad Penny, P; Nomar Garciaparra, 1B (Final Vote)
2007: **Russell Martin, C,** Brad Penny, P; Takashi Saito, P
2008: Russell Martin, C
2009: Chad Billingsley, P; Jonathan Broxton, P; Orlando Hudson, 2B; Joe Torre, Cch.
2010: **Andre Ethier, OF;** Jonathan Broxton, P; Rafael Furcal, SS; Hong-Chih Kuo, P
2011: **Matt Kemp, OF;** Andre Ethier, OF; Clayton Kershaw, P
2012: **Matt Kemp, OF;** Clayton Kershaw, P
2013: Clayton Kershaw, P
2014: Clayton Kershaw, P; Zack Greinke, P; Dee Gordon, 2B; **Yasli Puig, OF**
2015: Clayton Kershaw, P; Zack Greinke, P; Adrian Gonzalez, 1B; Yasmani Grandal, C; Joc Pederson, OF
2016: Clayton Kershaw, P; Kenley Jansen, P; Corey Seager, SS;
2017: Clayton Kershaw, P; Kenley Jansen, P; Alex Wood, P; Cody Bellinger, 1B; Corey Seager, SS; Justin Turner, 3B (Final Vote)
2018: Kenley Jansen, P, **Matt Kemp, OF;** Ross Stripling, P;

Bold Indicates Winner OF Fan Balloting.

All-Star Game MVP (5)

Maury Wills (Game 1)	1962
Steve Garvey	1974
Don Sutton	1977
Steve Garvey	1978
Mike Piazza	1996

Dodger All-Star Home Runs (11)

Batter	Year	Inn.	MOB
Mickey Owen	1942	8	0
Gil Hodges	1951	6	1
Jackie Robinson	1952	1	0
Jim Gilliam	1959	7	0
John Roseboro	1962	9	0
Willie Davis	1973	6	1
Steve Garvey	1975	2	0
Jimmy Wynn	1975	2	0
Steve Garvey	1977	3	0
Mike Piazza	1995	7	0
Mike Piazza	1996	2	0

The Sporting News Awards

NL Most Valuable Player

Dolph Camilli 1941

NL Player Of The Year

Roy Campanella 1953
Duke Snider 1955
Maury Wills 1962

NL Pitcher Of The Year

Preacher Roe 1951
Don Newcombe 1956
Don Drysdale 1962
Sandy Koufax 1963
Sandy Koufax 1964
Sandy Koufax 1965
Sandy Koufax 1966
Mike Marshall 1974
Fernando Valenzuela 1981
Orel Hershiser 1988
Eric Gagné 2003
Clayton Kershaw 2011
Clayton Kershaw 2013
Clayton Kershaw 2014
Zack Greinke 2015

NL Reliever Of The Year

Phil Regan 1966
Phil Regan 1968
Mike Marshall 1974
Eric Gagné 2003
Eric Gagné 2004
Kenley Jansen 2016
Kenley Jansen 2017

NL Rookie Of The Year

Jackie Robinson 1947
Don Newcombe 1949
Joe Black 1952
Jim Gilliam 1953
Frank Howard 1960
Eric Karros 1992
Mike Piazza 1993
Raul Mondesi 1994
Corey Seager 2016
Cody Bellinger 2017

NL Rookie Pitcher Of The Year

Don Sutton 1966
Rick Sutcliffe 1979
Fernando Valenzuela 1981
Tim Lincecum 1988
Hideo Nomo 1995

Major League Player Of The Year

Duke Snider 1955
Maury Wills And Don Drysdale 1962
Sandy Koufax 1963
Sandy Koufax 1965
Fernando Valenzuela 1981
Orel Hershiser 1988
Clayton Kershaw 2014

Major League Manager Of The Year

Leo Durocher 1939
Walter Alton 1955
Walter Alton 1959
Walter Alton 1963

NL Manager Of The Year

Dave Roberts 2016

Major League Executive Of The Year

Larry Macphail 1939
Branch Rickey 1947
Walter O Malley 1955
Buzzie Bavasi 1959
Fred Claire 1988

Major League All-Star Teams

Dazzy Vance, Pitcher 1925
Lefty O Doul, Outfield 1932
Dolph Camilli, 1st Base 1941
Pete Reiser, Outfield 1941
Whit Wyatt, Pitcher 1941
Mickey Owen, Catcher 1942
Billy Herman, 2nd Base 1943
Dixie Walker, Outfield 1944
Goody Rosen, Outfield 1945
Ralph Branca, Pitcher 1947
Jackie Robinson, 2nd Base 1949
Roy Campanella, Catcher 1949
Jackie Robinson, 2nd Base 1950
Jackie Robinson, 2nd Base 1951
Roy Campanella, Catcher 1951
Preacher Roe, Pitcher 1951
Jackie Robinson, 2nd Base 1952
Pee Wee Reese, Shortstop 1953
Duke Snider, Outfield 1953
Carl Furillo, Outfield 1953
Roy Campanella, Catcher 1953
Duke Snider, Outfield 1954
Duke Snider, Outfield 1955
Roy Campanella, Catcher 1955
Don Newcombe, Pitcher 1955
Don Newcombe, Pitcher 1956

National League All-Star*

Maury Wills, Shortstop 1961
Maury Wills, Shortstop 1962
Tommy Davis, Outfield 1962
Don Drysdale, Pitcher 1962
Jim Gilliam, 2nd Base 1963
Tommy Davis, Outfield 1963
Sandy Koufax, Pitcher 1963
Sandy Koufax, Pitcher 1964
Maury Wills, Shortstop 1965
Sandy Koufax, Pitcher 1965
Sandy Koufax, Pitcher 1966
Willie Davis, Outfield 1971
Bill Russell, Shortstop 1973
Steve Garvey, 1st Base 1974
Jimmy Wynn, Outfield 1974
Andy Messersmith, Pitcher 1974

Steve Garvey, 1st Base 1975
Don Sutton, Pitcher 1976
Steve Garvey, 1st Base 1977
Steve Garvey, 1st Base 1978
Davey Lopes, 2nd Base 1978
Davey Lopes, 2nd Base 1979
Dusty Baker, Outfield 1980
Pedro Guerrero, Outfield 1981
Fernando Valenzuela, Pitcher 1981
Pedro Guerrero, Outfield 1982
Steve Sax, 2nd Base 1986
Fernando Valenzuela, Pitcher 1986
Orel Hershiser, Pitcher 1988
Eddie Murray, 1st Base 1990
Mike Scioscia, Catcher 1990
Mike Piazza, Catcher 1993
Mike Piazza, Catcher 1994
Mike Piazza, Catcher 1995
Eric Karros, First Base 1995
Mike Piazza, Catcher 1996
Mike Piazza, Catcher 1997
Eric Gagné, Pitcher 2003
Russell Martin, Catcher 2007
Matt Kemp, Outfield 2009
Matt Kemp, Outfield 2011
Clayton Kershaw, Pitcher 2011
Clayton Kershaw, Pitcher 2013
Clayton Kershaw, Pitcher 2014
Dee Gordon, 2nd Base 2014
Zack Greinke, Pitcher 2015
Kenley Jansen, Pitcher 2016
Corey Seager, Shortstop 2016
Kenley Jansen, Pitcher 2017
Corey Seager, Shortstop 2017

*A NL And AL Team Were Selected Beginning In 1961.

Major League Baseball Awards

NL Pitcher Of The Month

Don Sutton	April 1975
Don Sutton	May 1975
Burt Hooton	August 1975
Burt Hooton	September 1975
Don Sutton	September 1976
Jerry Reuss	June 1980
Fernando Valenzuela	April 1981
Steve Howe	June 1982
Burt Hooton	June 1983
Rick Honeycutt	April 1984
Orel Hershiser	July 1984
Fernando Valenzuela	April 1985
Fernando Valenzuela	July 1985
Orel Hershiser	June 1987
Orel Hershiser	April 1988
Orel Hershiser	September 1988
Tim Lincecum	September 1989
Ramon Martinez	June 1990
Hideo Nomo	June 1995
Hideo Nomo	September 1996
Chan Ho Park	July 1998
Eric Gagne	June 2002
Kevin Brown	May 2003
Derek Lowe	August 2006
Clayton Kershaw	July 2011
Clayton Kershaw	July 2013
Zack Greinke	August 2013
Clayton Kershaw	June 2014
Clayton Kershaw	July 2014
Clayton Kershaw	July 2015
Clayton Kershaw	May 2016
Alex Wood	May 2017
Rich Hill	July 2017

NL Rookie Pitcher Of The Month

Kazuhisa Ishii	April 2002
----------------	------------

NL Rookie Player Of The Month

James Loney	September 2007
Blake Dewitt	May 2008
Dee Gordon	September 2011
Yasiel Puig	June 2013
Alex Guerrero	April 2015
Corey Seager	June 2016
Cody Bellinger	May 2017
Cody Bellinger	June 2017

NL Player Of The Month

Don Drysdale	July 1959
Don Drysdale	July 1960
Sandy Koufax	June 1962
Frank Howard	July 1962
Don Drysdale	May 1968
Willie Davis	August 1969
Bill Singer	July 1970
Don Sutton	April 1972
Willie Crawford	May 1973
Tommy John	April 1974
Steve Garvey	September 1976
Ron Cey	April 1977
Rick Monday	April 1978
Dusty Baker	June 1980
Dusty Baker	July 1983
Pedro Guerrero	June 1985
Steve Sax	September 1986
Kal Daniels	September 1990
Brett Butler	July 1992
Mike Piazza*	May 1994
Mike Piazza	August 1995
Mike Piazza	July 1997
Mike Piazza	August 1997
Brian Jordan	September 2002
Adrian Beltre	September 2004
Manny Ramirez	August 2008
Matt Kemp	April 2012
Yasiel Puig	June 2013
Yasiel Puig	May 2014
Matt Kemp	September 2014
Adrian Gonzalez	April 2015
Justin Turner	August 2018

NL Player Of The Week

Ron Cey	May 14-20, 1973
Willie Crawford	May 21-27, 1973
Willie Davis	July 9-15, 1973
Tommy John*	April 22-28, 1974
Jimmy Wynn	May 6-12, 1974
Mike Marshall	June 17-23, 1974
Davey Lopes	Aug. 19-25, 1974
Andy Messersmith	Sept. 16-22, 1974
Burt Hooton	Aug. 4-10, 1975
And Don Sutton	Sept. 8-14, 1975
Andy Messersmith	May 17-23, 1976
Steve Garvey	July 5-11, 1976
Reggie Smith	July 19-25, 1976
Doug Rau	Sept. 20-26, 1976
Don Sutton	Sept. 20-26, 1977
Ron Cey	April 18-24, 1977
Steve Garvey	June 20-26, 1977
Tommy John	Aug. 8-14, 1977
Rick Monday	April 17-23, 1978
Steve Garvey	Aug. 14-20, 1978
Dusty Baker	May 22-28, 1979
Manny Mota	Aug. 27-Sept. 3, 1979
Don Sutton	April 21-27, 1980
Bob Welch	May 12-18, 1980
Jerry Reuss	June 23-29, 1980
F. Valenzuela	April 6-12, 1981
Ron Cey	May 11-17, 1981
F. Valenzuela	Aug. 31-Sept. 6, 1981
Jerry Reuss	June 14-20, 1982
Pedro Guerrero*	Aug. 23-29, 1982
Dusty Baker	Sept. 6-12, 1982
Dusty Baker	July 11-17, 1983
Mike Marshall	Sept. 5-11, 1983
Candy Maldonado	April 16-22, 1984
Orel Hershiser	July 9-15, 1984
Pedro Guerrero	June 10-16, 1985
Pedro Guerrero	July 22-28, 1985
Mike Marshall	Sept. 9-15, 1985
F. Valenzuela	April 28-May 4, 1986
Franklin Stubbs	May 19-25, 1986
Orel Hershiser	July 14-20, 1986
Orel Hershiser	July 28-Aug. 3, 1986
Orel Hershiser	June 8-14, 1987
Alejandro Peña	Sept. 28-Oct. 4, 1987
Kal Daniels	April 4-10, 1988
Tim Lary	July 18-24, 1988
Orel Hershiser	Sept. 26-Oct. 2, 1988
Jose Gonzalez	June 26-July 2, 1989
Jay Howell	July 31-Aug. 6, 1989
Tim Belcher	Aug. 21-27, 1989
Darryl Strawberry	June 4-10, 1990
F. Valenzuela	June 25-July 1, 1990
Mike Morgan	June 17-23, 1991
Darryl Strawberry	Aug. 19-25, 1991
Tom Candiotti	April 13-19, 1992
Brett Butler	July 20-26, 1992
Eric Karros	July 27-Aug. 2, 1992
Kevin Gross	Aug. 17-23, 1992
Mike Piazza	April 26-May 2, 1993
Mike Piazza	June 14-20, 1993
Mike Piazza	Sept.-Oct. 3, 1993
Mike Piazza	May 16-22, 1994
Raul Mondesi	April 25-30, 1995
Mike Piazza	May 1-7, 1995
Hideo Nomo	June 19-25, 1995
Ramon Martinez	July 10-16, 1995
Eric Karros	July 24-30, 1995
Eric Karros	Aug. 7-13, 1995
Mike Piazza	Aug. 21-27, 1995
Hideo Nomo	April 8-14, 1996
Hideo Nomo	Sept. 16-22, 1996
Mike Piazza	Aug. 25-31, 1997
Mike Piazza	April 6-12, 1998
Mike Piazza	April 20-26, 1998
Raul Mondesi	June 29-July 5, 1998
Raul Mondesi	April 5-11, 1999
Eric Karros	Sept. 20-26, 1999
Gary Sheffield	June 12-18, 2000
Gary Sheffield	July 9-16, 2000
Adrian Beltre	Aug. 21-27, 2000
Chan Ho Park	Sept. 18-24, 2000

Gary Sheffield	April 9-15, 2001
Odalis Perez	April 15-21, 2002
Shawn Green	May 20-26, 2002
Eric Gagne	Aug. 4-10, 2003
Steve Finley	Sept. 6-12, 2004
Nomar Garciaparra*	May 8-14, 2006
Andre Ethier	July 3-9, 2006
Matt Kemp	April 28-July 4, 2008
Andre Ethier	Sept. 1-7, 2008
Andre Ethier	April 13-19, 2009
Andre Ethier	July 20-26, 2009
Rafael Furcal	June 28-July 4, 2010
Clayton Kershaw	June 20-26, 2011
Matt Kemp	Sept. 19-25, 2011
Matt Kemp	April 4-8, 2012
Matt Kemp	April 9-15, 2012
Clayton Kershaw	May 14-20, 2012
Clayton Kershaw	April 1-7, 2013
Yasiel Puig	June 3-9, 2013
Yasiel Puig*	May 12-18, 2014
Josh Beckett*	May 19-25, 2014
Clayton Kershaw	June 16-22, 2014
Matt Kemp	July 28-Aug. 3, 2014
Clayton Kershaw	Sept. 8-14, 2014
Adrian Gonzalez	April 6-12, 2015
Clayton Kershaw	June 1-7, 2015
Clayton Kershaw	July 13-19, 2015
Zack Greinke	July 13-19, 2015
Cody Bellinger	May 1-7, 2017
Alex Wood	May 8-14, 2017
Cody Bellinger	June 19-25, 2017
Clayton Kershaw	July 3-9, 2017
Matt Kemp	May 28-June 3, 2018
Yasiel Puig	Sept. 10-16, 2018
*Co-Winner	

MLB Clutch Player Of The Year

Andre Ethier	2009
--------------	------

Hank Aaron Award (Best Hitter In The NL)

Matt Kemp	2011
-----------	------

Rolaids Relief Man Of The Year

Eric Gagne	2003
Eric Gagne	2004

Trevor Hoffman NL Reliever Of The Year

Kenley Jansen	2016
Kenley Jansen	2017

Baseball Digest Rookie All-Stars (1971-04)

Ron Cey	1973
Davey Lopes	1973
Rick Sutcliffe	1979
Steve Howe	1980
Fernando Valenzuela	1981
Dave Stewart	1981
Steve Sax	1982
Tim Lincecum	1988
Eric Karros	1992
Pedro Martinez	1993
Mike Piazza	1993
Raul Mondesi	1994
Hideo Nomo	1995
Todd Hollandsworth	1996
Kazuhisa Ishii	2002

Mel Ott Award (NL HR Leader)

Adrian Beltre	2004
Matt Kemp	2011

Brooklyn And Los Angeles All-Time Roster

A

Aase, Don 1990
 Abbey, Bert 1895-96
 Abrams, Cal 1949-52
 Abreu, Bobby 2012
 Abreu, Tony 2007-09
 Adams, Terry 2000-01
 Aderholt, Morrie 1944-45
 Aguirre, Hank 1968
 Ainsmith, Eddie 1923
 Aitchison, Raleigh 1911,14-15
 Albosta, Ed 1941
 Alcaraz, Luis 1967-68
 Alexander, Doyle 1971
Alexander, Scott 2018-
 Allen, Dick 1971
 Allen, Frank 1912-14
 Allen, Horace 1919
 Allen, Johnny 1941-43
 Allen, Luke 2002
 Almada, Mel 1939
 Alomar Jr., Sandy 2006
 Alperman, Whitey J. 1906-09
 Alvarez, Orlando 1973-75
 Alvarez, Victor 2002-03
 Alvarez, Wilson 2003-05
 Amelung, Ed 1984, 86
 Amoros, Sandy 1952, 54-57,
 59-60
 Anderson, Brett 2015-16
 Anderson, Dave 1983-89, 92
 Anderson, Ferrell 1946
 Anderson, John 1894-99
 Anderson, Garret 2010
 Anderson, Marlon 2006-07
 Andrews, Stan 1944-45
 Ankenman, Pat 1943-44
 Anthony, Eric 1997
 Antonello, Bill 1953
 Appleton, Ed 1915-16
 Archer, Jimmy 1918
 Ardoin, Danny 2008
 Arnold, Jamie 1999-00
 Arruebarrena, Erisbel 2014
 Ashby, Andy 2001-03
 Ashley, Billy 1992-97
 Aspromonte, Bob 1956, 60-61
 Astacio, Pedro 1992-97
 Auerbach, Rick 1974-76
 Ausmus, Brad 2009-10
 Aven, Bruce 2000-01
 Avilán, Luis 2015-17
 Axford, John 2018
 Aybar, Willy 2005-06

B

Babb, Charlie 1904-05
 Babich, Johnny 1934-35
 Baez, Danyis 2006
Báez, Pedro 2014-
 Bailey, Bob 1967-68
 Bailey, Gene 1923-24
 Bailey, Sweetbreads 1921
 Bailor, Bob 1984-85
 Baird, Doug 1919-20
 Baker, Dusty 1976-83
 Baker, Scott 2015
 Baker, Tom 1935-37
 Bako, Paul 2005
 Baldwin, James 2001
 Baldwin, Lady 1890
 Ballou, Win 1929
 Bancroft, Dave 1928-29
 Bankhead, Dan 1947, 50-51
 Banks, Willie 1995
 Banta, Jack 1947-50
 Barajas, Rod 2010-11
 Barber, Turner 1923
 Barbieri, Cy 1966
 Barger, Jim 1910-12
 Barkley, Red 1943
Barnes, Austin 2015-

Barnes, Brian 1994
 Barnes, Jesse 1926-27
 Barnes, Larry 2003
 Barney, Darwin 2014-15
 Barney, Rex 1943, 46-50
 Barr, Bob 1935
 Barrett, Bob 1925, 27
 Barrios, Manuel 1998
 Bartley, Boyd 1943
 Bashang, Al 1918
 Basinski, Eddie 1944-45
 Batch, Emil 1904-07
 Baxes, Jim 1959
 Baxter, Mike 2014
 Beachy, Brandon 2015
 Bean, Billy 1989
 Beck, Boom-Boom 1933-34
 Beck, Erv 1899
 Beckett, Josh 2012-14
 Beckwith, Joe 1979-83, 86
 Behrman, Hank 1946-48
 Beimel, Joe 2006-08
 Beirne, Kevin 2002
 Belanger, Mark 1982
 Belardi, Wayne 1950-51,53-54
 Belcher, Tim 1987-91
 Bellario, Ronald 2009-13
 Bell, George 1907-11
 Belliard, Ronnie 2009-10
Bellingar, Cody 2017-
 Beltre, Adrian 1998-2004
 Benge, Ray 1933-35
 Bennett, Gary 2008
 Benzinger, Todd 1992
 Berg, Moe 1923
 Bergen, Bill 1904-11
 Bernardino, Roger 2014
 Berres, Ray 1934, 36
 Berroa, Angel 2008
 Berroa, Geronimo 2000
 Betemit, Wilson 2006-07
 Bessent, Don 1955-58
 Bilko, Steve 1958
 Billingham, Jack 1968
 Billingsley, Chad 2006-14
 Birks, Ralph 1937
 Birrer, Babe 1958
 Bissonette, Del 1928-31, 33
 Black, Joe 1952-55
 Blake, Casey 2008-11
 Blanco, Henry 1997-98
 Blanton, Joe 2012, 2016
 Blithen, Clarence 1929
 Blowers, Mike 1996
 Blue, Lu 1933
 Bocachica, Hiram 2000-02
 Bochtler, Doug 1999
 Boehler, George 1926
 Bogar, Tim 2001
 Bohanon, Brian 1998
 Bohne, Sammy 1926
 Bolling, John 1944
 Boolsinger, Mike 2015-16
 Bonilla, Bobby 1998
 Bonner, Frank 1896
 Boone, Ike 1930-32
 Borbon, Pedro 1999
 Bordagaray, Frenchy 1935-
 36, 42-45
 Borkowski, Bob 1955
 Bournigal, Rafael 1992-95
 Boyer, Ken 1968-69
 Boyle, Buzz 1933-35
 Brack, Gib 1937-38
 Bradley, Mark 1981-82
 Bradley, Milton 2004-05
 Bradshaw, Joe 1929
 Bragan, Bobby 1943-44, 47-48
 Branca, Ralph 1944-53, 56
 Brandt, Ed 1936
 Branson, Jeff 2000-01
 Brazoban, Yhency 2004-08

Bream, Sid 1983-85
 Breeding, Marv 1963
 Brennan, Tom 1985
 Brennan, William 1988
 Bressler, Ruben 1928-31
 Brett, Ken 1979
 Brewer, Jim 1964-75
 Brewer, Tony 1984
 Bridges, Rocky 1951-52
 Brock, Greg 1982-86
 Broderick, Matt 1903
 Brohawn, Troy 2003
 Brooks, Hubie 1990
 Brooks, Jerry 1993
 Brothers, Dan 1892-93
 Brown, Eddie 1924-25
 Brown, Elmer 1913-15
 Brown, John 1897
 Brown, Kevin 1999-2003
 Brown, Lindsay 1937
 Brown, Lloyd 1925
 Brown, Mace 1941
 Brown, Tommy 1944-45,47-51
 Browne, George 1911
 Browning, Pete 1894
 Broxton, Jonathan 2005-11
 Brubaker, Bruce 1967
 Brumfield, Jacob 1999
 Brunson, Will 1998
 Bruske, Jim 1995-96, 98
 Bryant, Ralph 1985-87
 Bucher, Jim 1934-37
 Buckner, Bill 1969-76
Buehler, Walker 2017-
 Buker, Cy 1945
 Bunning, Jim 1969
 Burch, Al 1907-11
 Burdock, Jack 1891
 Burk, Sandy 1910-12
 Burke, Glenn 1976-78
 Burnitz, Jeromy 2003
 Burns, Oyster 1890-95
 Burrell, Buster 1895-97
 Burright, Larry 1962
 Busch, Mike 1995-97
 Bushong, Doc 1890
 Buss, Nick 2013
 Butcher, Max 1936-38
 Butera, Drew 2013-14
 Butler, Brett 1991-97
 Butler, John 1906-07
 Butler, Johnny 1926-27

C

Cabell, Enos 1985-86
 Cadore, Leon 1915-23
 Cabrera, Jobert 2002-03
 Caldwell, Bruce 1932
 Callahan, Leo 1913
 Callaspo, Alberto 2015
 Calmus, Dick 1963
 Camilli, Dolph 1938-43
 Camilli, Doug 1960-64
 Campanella, Roy 1948-57
 Campanis, Alex 1943
 Campanis, Jim 1966-68
 Campbell, Gilly 1938
 Canavan, Jimmy 1897
 Candelaria, John 1991-92
 Candiotti, Tom 1992-97
 Cannizzaro, Chris 1972-73
 Cantrell, Guy 1925-27
 Cantwell, Ben 1937
 Capuano, Chris 2012-13
 Carey, Andy 1962
 Carey, Max 1926-29
 Carleton, Tex 1940
 Carlyle, Buddy 2005
 Carrara, Giovanni 2001-02, 04-06
 Carroll, Jamey 2010-11
 Carroll, Ownie 1933-34
 Carsey, Kid 1901

Carter, Gary 1991
 Carter, Lance 2006
 Caruthers, Bob 1890-91
 Casey, Doc 1899-1900,
 06-07
 Casey, Hugh 1939-42, 46-48
 Cassidy, Pete 1899
 Castellanos, Alex 2012-13
 Castillo, Bobby 1977-81, 85
 Castillo, Fabio 2017
 Castro, Juan 1995-99, 2009-11
 Catterson, Tom 1908-09
 Cedeno, Cesar 1986
 Cedeno, Roger 1995-98
 Cey, Ron 1971-82
 Chandler, Ed 1947
 Chapman, Ben 1944-45
 Chapman, Glenn 1934
Chargois, J.T. 2018-
 Chavez, Jesse 2016
 Checo, Robinson 1999
 Chen, Chin-Feng 2002-05
 Cheney, Larry 1915-19
 Chervinko, Paul 1937-38
 Chipman, Bob 1941-44
 Choate, Randy 2012
 Choi, Hee-Seop 2004
 Christensen, McKay 2001
 Christopher, Mike 1991
 Churn, Chuck 1959
 Cimoli, Gino 1956-58
Cingrini, Tony 2017-
 Cisar, George 1937
 Clabaugh, Moose 1926
 Clancy, Bud 1932
 Clark, Bob 1890
 Clark, Brady 2007
 Clark, Dave 1996
 Clark, Watty 1927-37
 Clement, Wally 1909
 Clontz, Brad 1998
 Coffey, Todd 2012
 Cohen, Alta 1931-32
 Colavito, Rocky 1968
 Coleman, Louis 2016
 Collins, Bill 1913
 Collins, Hub 1890-92
 Collum, Jackie 1957-58
 Colyer, Steve 2003
 Connors, Chuck 1949
 Cook, Dennis 1990-91
 Cookson, Brent 1999
 Coombs, Jack 1915-18
 Coomer, Ron 2003
 Cooney, Johnny 1935-37, 43-44
 Cora, Alex 1998-2004
 Corbitt, Claude 1945
Corcino, Daniel 2018-
 Corcoran, Tommy 1892-96
 Corey, Bryan 2002
 Corgan, Chuck 1925, 27
 Corkhill, Pop 1890
 Cormier, Lance 2011
 Corriden, John 1946
 Correia, Kevin 2014
 Coscarat, Pete 1938-41
 Coulombe, Daniel 2014-15
 Coulson, Bob 1910-11
 Counseling, Craig 1999
 Covington, Wes 1966
 Cox, Billy 1948-54
 Cox, Dick 1925-26
 Crabie, George 1910
 Craig, Roger 1955-61
 Crane, Cannonball 1893
 Crane, Sam 1922
 Crawford, Carl 2013-16
 Crawford, Willie 1964-75
 Crews, Tim 1987-92
 Crocker, Claude 1944-45
 Cromer, Tripp 1997-99
 Cronin, John 1895, 1904

Crosby, Bubba 2003
 Cross, Lave 1900
 Crouch, Bill 1939
 Crow, Don 1982
 Cruz, Henry 1975-76
 Cruz, Jose Jr. 2005-06
 Cruz, Luis 2012-13
 Cuccinello, Tony 1932-35
 Culberson, Charlie 2016-17
 Cullenbine, Roy 1940
 Cullop, Nick 1929
 Culver, George 1973
 Cummings, John 1995-96
 Curtis, Chad 1996
 Curtis, Cliff 1912-13
 Cutshaw, George 1912-17
 Cuyler, Kiki 1938

D

Daal, Omar 1993-95, 2002
 Dahlen, Bill 1899-1903, 10-11
 Dahlgren, Babe 1942
 Daily, Con 1891-95
 Daley, Jud 1911-12
 Dalton, Jack 1910-14
 Daly, Tom 1890-96, 98-1901
 Daniel, Jake 1937
 Daniels, Kal 1989-92
 Dantonio, Fats 1944-45
 Dapper, Cliff 1942
 Darnell, Bob 1954, 56
 Darvish, Yu 2017
 Darwin, Bob 1969, 71
 Daub, Dan 1893-97
 Daubert, Jake 1910-18
 Davaillo, Vic 1977-80
 Davidson, Bill 1910-11
 Davis, Butch 1991
 Davis, Curt 1940-46
 Davis, Eric 1992-93
 Davis, Lefty 1901
 Davis, Mike 1988-89
 Davis, Otis 1946
 Davis, Ron 1987
 Davis, Tommy 1959-66
 Davis, Willie 1960-73
 Day, Pea Ridge 1931
 Dayton, Grant 2016-17
 Deal, Lindsay 1939
 Dean, Tommy 1967
 DeBerry, Hank 1922-30
 Decatur, Art 1922-25
 Dede, Artie 1916
 Dedeaux, Raoul 1935
 De Leon, Jose 2016
 Deisel, Pat 1902
 DeJesus, Ivan 1974-76
 DeJesus Jr, Ivan 2011-12
 De La Rosa, Rubby 2011-12
 Dell, Wheeler 1915-17
 Delmas, Bert 1933
 Demeter, Don 1956, 58-61
 DeMontreville, Gene 1900
 Dempsey, Rick 1988-90
 Dent, Eddie 1909, 11-12
 DeShields, Delino 1994-96
 DeSilva, John 1993
 Dessau, Rube 1910
 Dessens, Elmer 2004-06
 Devereaux, Mike 1987-88, 98
 DeWitt, Blake 2008-10
 Diaz, Carlos 1984-86
 Diaz, Einar 2006
 Dickerman, Leo 1923-24
 Dickson, O'Koyea 2012
 Dietz, Dick 1977
 Dillon, Pop 1904
 Doak, Bill 1924, 27-28
 Dobbis, John 1903-05
 Dockins, George 1947
 Dolan, Cozy 1901-02
 Dominguez, Jose 2013-14
 Donnels, Chris 2000-01
 Donovan, Patsy 1890, 1906-07

Donovan, Wild Bill 1899-1902
 Doolan, Mickey 1918
 Doscher, Jack 1903-06
 Dotel, Octavio 2010
 Douglas, John 1945
 Douglas, Phil 1915
 Dowd, Snooks 1926
 Downey, Red 1909
 Downing, Al 1971-77
 Downs, Red 1912
 Doyle, Carl 1939-40
 Doyle, Jack 1903-04
 Dozier, Brian 2018
 Drake, Solly 1959
 Drake, Tom 1941
 Dreifort, Darren 1944-05
 Drew, J.D. 2005-06
 Drysdale, Don 1956-69
 Dudley, Clise 1929-30
 Duffie, John 1967
 Duncan, Mariano 1985-87, 89
 Dunn, Jack 1897-1900
 Dunn, Joe 1908-09
 Durham, Bull 1904
 Durning, Dick 1917-18
 Durocher, Leo 1938-41, 43, 45
 Durrett, Red 1944-45

E

Earle, Billy 1894
 Earnshaw, George 1935-36
 Eason, Mal 1905-06
 Eayrs, Eddie 1921
 Eckhardt, O 1936
 Edwards, Bruce 1946-51
 Edwards, Hank 1951
 Edwards, Mike 2005
 Egan, Dick J. 1914-15
 Egan, Dick W. 1967
 Ehrhardt, Rube 1924-28
 Eibner, Brett 2017
 Eischen, Joey 1995-96
 Eisenreich, Jim 1998
 Eisenstat, Harry 1935-37
 Elberfeld, Kid 1914
 Elbert, Scott 2008-14
 Ellingsen, Bruce 1972
 Elliott, Jumbo 1925, 27-30
 Elliott, Rowdy 1920
 Ellis, A.J. 2008-16
 Ellis, Mark 2012-13
 Ellis, Robert 2002
 Elster, Kevin 2000
 Elston, Don 1957
 Ely, Bones 1891
 Ely, John 2010-12
 Encarnacion, Juan 2004
 English, Gil 1944
 English, Woody 1937-38
 Enzmann, Johnny 1914
 Eovaldi, Nathan 2011-12
 Epperly, Al 1950
 Erickson, Scott 2005
 Erickson, Carl 1948-59
 Erwin, Ted 1910-14
 Espy, Cecil 1983
 Essegian, Chuck 1959-60
 Esterbrook, Dude 1891
 Ethier, Andre 2006-17
 Evans, Red 1939
 Evans, Roy 1902-03
 Eveland, Dana 2011

F

Fabrique, Bunny 1916-17
 Fairry, Jim 1968, 73
 Fairly, Ron 1958-69
 Falkenberg, Brian 2004, 2008
 Fallon, George 1937
 Farmer, Alex 1908
 Farmer, Kyle 2017-18
 Farrell, Dick 1961
 Farrell, Duke 1899-1902

Faulkner, Jim 1930
 Federowicz, Tim 2011-14
 Felix, Gus 1926-27
 Ferguson, Alex 1929
Ferguson, Caleb 2018
 Ferguson, Joe 1970-76, 78-81
 Fernandez, Chico 1956
 Fernandez, Sid 1983
 Ferrara, Al 1963, 65-68
 Ferrell, Wes 1940
 Fette, Lou 1940
 Fetters, Mike 2000-01
 Fawcett, Chick 1926-27
 Fields, Josh 2016-2018
 Fien, Casey 2016
 Fife, Stephen 2012-14
 Figgins, Chone 2014
 Fimple, Jack 1983-84, 86
 Finlayson, Pembroke 1908-09
 Finley, Steve 2004
 Finn, Mickey 1930-32
 Fischer, Bill 1913-14
 Fischer, Jeff 1989-90
 Fisher, Bob 1912-13
 Fisher, Chauncey 1897
 Fitzsimmons, Freddie 1937-43
 Fitzsimmons, Tom 1919
 Fletcher, Darrin 1989-90
 Fletcher, Sam 1909
 Flood, Tim 1902-03
 Flores, Jose 2004
Floro, Dylan 2018
 Flowers, Jake 1927-31, 33
 Flowers, Wes 1940, 44
 Font, Wilmer 2017-18
 Fonville, Chad 1995-97
 Ford, Hod 1925
 Forster, Terry 1978-82
 Forsythe, Logan 2017-18
 Foster, Alan 1967-70
 Fournier, Jack 1923-26
 Foutz, Dave 1890-96
 Fowler, Art 1959
 Frankhouse, Fred 1936-38
 Franklin, Jack 1944
 Franks, Herman 1940-41
 Frederick, Johnny 1929-34
 Freeman, Mike 2017
Freese, David 2018
 Freigau, Howard 1928
 French, Larry 1941-42
 French, Ray 1923
 Frey, Lonny 1933-36
 Frias, Carlos 2014-16
 Frias, Pepe 1980-81
 Fuchs, Charlie 1944
 Fuller, Nig 1902
 Furcal, Rafael 2006-11
 Furillo, Carl 1946-60

G

Gabrielson, Len 1967-70
 Gaddy, John 1938
 Gagné, Eric 1999-2006
 Gagne, Greg 1996-97
 Galan, Augie 1941-46
Gale, Rocky 2018
 Gallagher, Joe 1940
 Gallivan, Phil 1931
 Galvez, Balvino 1986
 Garcia, Karim 1995-97
Garcia, Yimi 2014
 Garciaoparra, Nomar 2006-08
 Garland, Jon 2009, 2011
 Garman, Mike 1977-78
 Garner, Phil 1987
 Garvey, Steve 1969-82
 Garvin, Ned 1902-04
 Gaston, Welcome 1898-99
 Gastright, Hank 1894
 Gatins, Frank 1901
 Gautreaux, Sid 1936-37
 Gentile, Jim 1957-58
 George, Greek 1938

Geraghty, Ben 1936
 Gessler, Doc 1903-06
 Getz, Gus 1914-16
 Giallombardo, Bob 1958
 Gibbons, Jay 2010-11
 Gibson, Kirk 1988-90
 Gilbert, Charlie 1940
 Gilbert, Pete 1894
 Gilbert, Shawn 2000
 Gilbert, Wally 1928-31
 Gillenwater, Carden 1943
 Gilliam, Jim 1953-66
 Gimenez, Hector 2011
 Gionfriddo, Al 1947
 Giuliani, Tony 1940-41
 Gleason, Roy 1963
 Glossop, Al 1943
 Gochnaur, John 1901
 Goeddel, Eric 2018
 Golden, Jim 1960-61
 Goltz, Dave 1980-82
 González, Adrián 2012-17
 Gonzalez, Alfredo 2003
 Gonzalez, Jose 1985-91
 Gonzalez, Luis 2007
 Gooch, Johnny 1928-29
 Goodson, Ed 1976-77
 Goodwin, Tom 1991-93, 2000-01
 Gordon, Dee 2011-14
 Gordonier, Ray 1921-22
 Gorecki, Rick 1997
 Gott, Jim 1990-94
 Grabarkewitz, Bill 1969-72
 Grabowski, Jason 2004-05
 Graham, Jack 1946
 Grandal, Yasmani 2015-18
 Granderson, Curtis 2017
 Grant, Jim 1968
 Gray, Dick 1958-59
 Green, Harvey 1935
 Green, Nick 2010
 Green, Shawn 2000-04
 Greene, Nelson 1924-25
 Greenfield, Kent 1929
 Gregg, Hal 1943-47
 Greinke, Zack 2013-15
 Griffin, Alfredo 1988-91
 Griffin, Mike 1891-98
 Griffith, Bart 1922-23
 Griffith, Derrell 1963-66
 Griffith, Tommy 1919-25
 Grim, John 1895-99
 Grimes, Burleigh 1918-26
 Griner, Dan 1918
 Grissom, Lee 1940-41
 Grissom, Marquis 2001-02
 Gross, Kevin 1991-94
 Gross, Kip 1992-93
 Grote, Jerry 1977-78, 81
 Grudzielanek, Mark 1998-2002
 Guerra, Jay 2011-13
 Guerrero, Alex 2014-15
 Guerrero, Pedro 1978-88
 Guerrero, Wilton 1996-98
 Guerrier, Matt 2011-13
 Gulden, Brad 1978
 Gumbert, Ad 1895-96
 Guthrie, Mark 1995-98
 Gutierrez, Franklin 2017
 Guzman, Joel 2006
 Gwynn, Chris 1987-91, 94-95
 Gwynn Jr., Tony 2011-12

H

Haas, Bert 1937-38
 Haddock, George 1892-93
 Haeger, Charlie 2009-10
 Hairston Jr., Jerry 2012-13
 Hale, Chip 1997
 Hale, John 1974-77
 Hall, Bill 1913
 Hall, Bob 1905
 Hall, Darren 1996-98

H I S T O R Y A N D R E C O R D S

Hall, Johnny 1948
Hall, Toby 2006
Haller, Tom 1968-71
Hallman, Bill 1898
Hamilton, Jeff 1986-91
Hamlin, Luke 1937-41
Hamric, Bert 1955
Harnulack, Tim 2006
Hanifin, Pat 1897
Hannas, Gerald 1978-79
Hansell, Greg 1995
Hansen, Dave 1989-96,
1999-2002
Hansford, F. C. 1898
Harang, Aaron 2012-13
Haren, Dan 2014
Hargreaves, Charlie 1923-28
Harkey, Mike 1997
Harkness, Tim 1961-62
Harper, George 1896
Harper, Harry 1923
Harris, Bill 1957-59
Harris, Joe 1928
Harris, Lenny 1989-93
Hart, Bill F. 1892
Hart, Bill W. 1943-45
Hart, Donnie 2019
Hartfield, Gil 1893
Hartje, Chris 1939
Hartley, Mike 1989-91
Hassett, Buddy 1936-38
Hatcher, Mickey 1979-80,
87-90
Hatcher, Chris 2015-17
Hathaway, Ray 1945
Hatten, Joe 1946-51
Haughey, Chris 1943
Haugstad, Phil 1947-48,1951
Havens, Brad 1987-88
Hawskworth, Blake 2011-12
Hayworth, Ray 1938-39,
44-45
Head, Ed 1940, 42-44, 46
Hearne, Hugh 1901-03
Hechinger, Mike 1913
Heep, Danny 1987-88
Hehl, Jake 1918
Heimach, Fred 1930-33
Heisey, Chris 2015
Heitmann, Henry 1918
Hemming, George 1891
Henderson, Rickey 2003
Hendrick, Harvey 1927-31
Hendrickson, Mark 2006-07
Henion, Lafayette 1919
Henley, Weldon 1907
Henline, Butch 1927-29
Henry, Dutch 1923-24
Henshaw, Roy 1937
Herges, Matt 1999-2001
Herman, Babe 1926-31, 45
Herman, Billy 1941-43, 46
Herrmann, Marty 1918
Hermansen, Chad 2003
Hermanski, Gene 1943,
46-51
Hernandez, Carlos 1990-96
Hernández, Enrique 2015-
Hernandez, Enzo 1978
Hernandez, Jose 2004
Hernandez, Ramon 2013
Hernandez, Roberto 2007
Hernandez, Roberto 2014
Herrera, Elian 2012-13
Herring, Art 1934, 44-46
Hershiser, Orel 1983-94, 00
Heydeman, Greg 1973
Hiatt, Phil 2001
Hickman, Dave J. 1916-19
Hickman, Jim 1967
Higbee, Kirby 1941-43,
46-47
Higgins, Bob 1911-12
High, Andy 1922-25
Hildebrand, George 1902

Hill, Koyie 2003
Hill, Rich 2016-
Hill, Still Bill 1899
Hillegas, Shawn 1987-88
Hillman, Brad 2007
Hines, Hunkey 1895
Hoak, Don 1954-55
Hockett, Oris 1938-39
Hodges, Gil 1943, 47-61
Hoffman, Glenn 1987
Hoffmann, Jamie 2009, 2011
Hogg, Bert 1934
Hollandsworth, Todd 1995-00
Hollingsworth, Al 1939
Hollingsworth, Bonnie 1924
Hollins, Damon 1998
Holmes, Darren 1990
Holmes, Jim 1908
Holmes, Tommy 1952
Holton, Brian 1985-88
Honeycutt, Rick 1983-87
Hood, Wally 1920-22
Hooton, Burl 1975-84
Hopkins, Gail 1974
Hopp, Johnny 1949
Hopper, Lefty 1898
Horton, Elmer 1898
Horton, Ricky 1988-89
Hough, Charlie 1970-80
Houlton, D.J. 2005, 2007
Householder, Ed 1903
Houston, Tyler 2002
Howard, Frank 1958-64
Howard, Thomas 1998
Howe, Steve 1980-85
Howell, Dixie 1953, 55-56
Howell, Harry 1898, 1900
Howell, Jay 1988-92
Howell, J.P. 2013-16
Howell, Ken 1984-88
Hoyt, Waite 1932, 37-38
Hubbard, Trinidad 1998-99
Hubbell, Bill 1925
Huckaby, Ken 1996-97
Hudson, Daniel 2018
Hudson, Johnny 1936-40
Hudson, Orlando 2009
Hudson, Rex 1974
Huff, David 2015
Huff, Mike 1989
Hug, Ed 1903
Hughes, Jim J. 1899, 1901-02
Hughes, Jim R. 1952-56
Hughes, Mickey 1890
Hu, Chin-lung 2007-10
Hull, Eric 2007
Hummel, John 1905-15
Humphrey, Al 1911
Hundley, Todd 1999-00, 03-04
Hundling, Bernie 1922-23
Hunt, Ron 1967
Hunter, George 1909-10
Hunter, Willard 1962
Hurley, Pat 1907
Hutcheson, Joe 1933
Hutchinson, Ira 1939
Hutson, Roy 1925
Hutton, Tom 1966, 69

I
Ingram, Garey 1994-95, 97
Inks, Bert 1891-92
Irwin, Charlie 2002-04
Ishii, Kazuhisa 1901-02
Izturis, Cesar 2002-06

J
Jacklitsch, Fred 1903-04
Jackson, Edwin 2003-05
Jackson, Randy 1956-58
Jacobson, Merwin 1926-27
James, Cleo 1968
Jansen, Kenley 2010-
Janvrin, Hal 1921-22
Jarvis, Roy 1944

Javier, Stan 1990-92
Jeffcoat, George 1936-37, 39
Jenkins, Jack 1969
Jennings, Hughie 1899-1900,
03
John, Tommy 1972-78
Johnson, Brian 2001
Johnson, Charles 1998
Johnson, Jason 2008
Johnson, Jim 2015
Johnson, Lou 1965-67
Johnson, Micah 2016
Johnson, Reed 2010
Johnston, Fred Ivy 1924
Johnston, Jimmy 1916-25
Johnstone, Jay 1980-82, 85
Jones, Andruw 2008
Jones, Art 1932
Jones, Binky 1924
Jones, Fielder 1896-1900
Jones, Mitch 2009
Jones, Oscar 1903-05
Jordan, Brian 2002-03
Jordan, Dutch 1903-04
Jordan, Jimmy 1933-36
Jordan, Tim 1906-10
Jorgensen, Spider 1947-50
Joshua, Von 1969-71, 73-74, 79
Joyce, Bill 1892
Judd, Mike 1997-2000
Judge, Joe 1933

K
Kampouris, Alex 1941-43
Karros, Eric 1991-2002
Karst, John 1915
Kazmir, Scott 2016-17
Keeler, Wee Willie 1893,
1899-1902
Kehn, Chet 1942
Kekick, Mike 1965, 68
Kelleher, John 1916
Kellert, Frank 1955
Kelley, Joe 1899-1901
Kelly, George 1932
Kelly, Roberto 1995
Kemp, Matt 2006-14, 2018
Kendrick, Howie 2015-16
Kennedy, Adam 2012
Kennedy, Bob 1957
Kennedy, Brickyard 1892-1901
Kennedy, John 1965-66
Kent, Jeff 2005-08
Kent, Maury 1912-13
Kershaw, Clayton 2008-
Kida, Masao 2003-04
Kilduff, Pete 1919-21
Kimball, Newt 1940-43
Kinkade, Mike 2002-03
King, Clyde 1944-45,
47-48, 51-52
Kinslow, Tom 1891-94
Kipp, Fred 1957-59
Kirby, Wayne 1996-97
Kirpatrick, Enos 1912-13
Kitson, Frank 1900-02
Klippstein, John 1958-59
Klugman, Joe 1924
Klumpp, Elmer 1937
Knetzer, Elmer 1909-12
Knolls, Hub 1906
Koch, Barney 1944
Koenecke, Len 1934-35
Konerko, Paul 1997-98
Konetchy, Ed 1919-21
Korwan, Jim 1894
Kosco, Andy 1969-70
Koufax, Sandy 1955-66
Koukalik, Joe 1904
Koupal, Lou 1928-29
Koy, Ernie 1938-40
Kress, Charlie 1954
Krueger, Bill 1987-88
Krueger, Ernie 1917-21
Kreuter, Chad 2000-02

Kruger, Abe 1908
Kubenka, Jeff 1998-99
Kuo, Hong-Chih 2005-11
Kuroda, Hiroki 2008-11
Kustus, Joe 1909

L
Labine, Clem 1950-60
LaChance, Candy 1893-98
Lacy, Lee 1972-78
LaGrow, Lerrin 1979
Lamanske, Frank 1935
Lamar, Bill 1920-21
LaMaster, Wayne 1938
Lamb, Ray 1969-70
Landestov, Rafael 1977, 83-84
Landreaux, Ken 1881-87
Landrum, Joe 1950, 52
Landrum, Tito 1987
Lankford, Frank 1998
Larker, Norm 1958-61
LaRoche, Andy 2007-08
Lary, Lyn 1939
Lasorda, Tommy 1954-55
Latimer, Tacks 1902
Latos, Mat 2015
Lavagetto, Cookie 1937-41,
46-47

Law, Rudy 1978, 80
Lazzeri, Tony 1939
Leach, Brent 2009
League, Brandon 2012-15
Leard, Bill 1917
Leary, Tim 1987-89
Ledee, Ricky 2005-06
Lee, Bob 1967
Lee, Hal 1930
Lee, Leron 1975-76
Lee, Zach 2015
Lefebvre, Jim 1965-72
Lehman, Ken 1952, 56-57
LeJeune, Larry 1911
LeJohn, Don 1965
Lembo, Steve 1950, 52
Lennox, Ed 1909-10
Leonard, Dutch 1933-36
Leonard, Jeffrey 1977
Leslie, Sam 1933-35
Lewallyn, Dennis 1975-79
Lewis, Darren 1997
Lewis, Phil 1905-08
Leyritz, Jim 2000
Liberatore, Adam 2015-18
Lieberthal, Mike 2007
Lillis, Bob 1958-61
Lilly, Ted 2010-13
Lima, Jose 2004
Lindblom, Josh 2011-12
Lindsey, Jim 1937
Lindsey, John 2010
Lindstrom, Fred 1936
Link, Jon 2010
Liriano, Nelson 1997
Livingston, Mickey 1951
Lo Duca, Paul 1998-04
Loaiza, Esteban 2007-08
Locastro, Tim 2017-18
Loes, Billy 1950, 52-56
Lofton, Kenny 2006
Loftus, Dick 1924-25
Logan, Bob 1935
Lohrman, Bill 1943-44
Lombardi, Ernie 1931
Lombardi, Vic 1945-47
Loney, James 2006-12
Long, Tom 1924
Lopes, Davey 1972-81
Lopez, Al 1928, 30-35
Lopez, Luis 1990
Loretta, Mark 2009
Loudenslager, Charlie 1904
Lovett, Tom 1890-91, 93
Lowe, Derek 2005-08
Lucas, Ray 1933-34
Lund, Con 1894-95

Lugo, Julio 2006
 Luke, Matt 1998
 Lumley, Harry 1904-10
 Lund, Don 1945, 47-48
 Luque, Dolf 1930-31
 Lyons, Barry 1990-91
 Lytle, Jim 1976

M

MacDougall, Mike 2011-12
 MacGarnwell, Ed 1905
 Machado, Manny 2018
 Macon, Max 1940, 42-43
 Maddux, Greg 2006, 2008
 Maddux, Mike 1990, 1999
 Madlock, Bill 1985-87
 Madson, Ryan 2018
Maeda, Kenta 2016-
 Magee, Lee 1919
 Magill, Matt 2013
 Maglie, Sal 1956-57
 Magoon, George 1898
 Maholm, Paul 2014
 Mails, Duster 1915-16
 Malay, Charlie 1905
 Maldonado, Candy 1981-85
 Malinosky, Tony 1937
 Mallette, Mal 1950
 Malone, Lew 1917, 19
 Maloney, Billy 1906-08
 Maloney, Sean 1998
 Mamaau, Al 1918-23
 Mancock, Gus 1940
 Manuel, Charlie 1974-75
 Manush, Heinie 1937-38
 Maranville, Rabbit 1926
 Marichal, Juan 1975
 Marquard, Rube 1915-20
 Marrero, Oreste 1996
 Marriott, Bill 1926-27
 Marrow, Buck 1937-38
 Marshall, Doc 1909
 Marshall, Mike A. 1981-89
 Marshall, Mike G. 1974-76
 Martin, Morrie 1949
 Martin, Russell 2006-10
 Martin, Tom 2003-04
 Martinez, Jesus 1996
 Martinez, Pedro 1992-93
 Martinez, Ramon 1988-98
 Martinez, Ramon E. ... 2006-07
 Martinez, Teddy 1977-79
 Masaoka, Onan 1999-2000
 Mattingly, Earl 1931
 Matuszek, Len 1985-87
 Mauch, Gene 1944, 48
 Maul, Al 1899
 Mauriello, Ralph 1958
 Mauro, Carmen 1953
 Mayne, Brent 2004
 Maza, Luis 2008
 McBean, Alvin 1969-70
 McCabe, Bill 1920
 McCann, Gene 1901-02
 McCarran, Bill 1923
 McCarthy, Brandon 2015-17
 McCarthy, Jack 1906-07
 McCarthy, Johnny 1934-35
 McCarthy, Tommy 1896
 McCarty, Lew 1913-16
 McCormick, Mike J. ... 1904
 McCormick, Mike W. ... 1949
 McCreedie, Judge 1903
 McCreey, Tom 1901-03
 McDermott, Terry 1972
 McDevitt, Danny 1957-60
 McDonald, James 2008-10
 McDougal, John 1895
 McDowell, Roger 1991-94
 McEveen, Pryor 1909-11
 McFarlan, Dan 1899
 McFarland, Chappie 1906
 McGann, Dan 1899
 McGinnity, Joe 1900
 McGlothlin, Pat 1949-50

McGraw, Bob 1925-27
 McGriff, Fred 2003
 McGuire, Deacon 1899-1901
 McIntyre, Harry 1905-09
 McJames, Doc 1899, 1901
 McKenna, Kit 1898
 McLane, Ed 1907
 McLish, Cal 1944, 46
 McMahan, Sadie 1897
 McMakin, John 1902
 McManus, Frank 1903
 McMichael, Greg 1998
 McMillan, Tommy 1908-10
 McMullen, Ken 1962-64,
 73-75
 McWeeny, Doug 1926-29
 Medwick, Joe 1940-43, 46
 Melhuse, Adam 2000
 Melton, Jonathan 2007
 Melton, Rube 1943-44, 46-47
 Mercado, Orlando 1987
 Merkle, Fred 1916-17
 Messersmith, Andy
 1973-75, 79
 Metcalfe, Mike 1998, 2000
 Meusel, Irish 1927
 Meyer, Benny 1913
 Meyer, Lee 1909
 Meyer, Russ 1953-55
 Meyers, Chief 1916-17
 Michael, Gene 1967
 Mickens, Glenn 1953
 Mientkiewicz, Doug 2009
 Mikkelsen, Pete 1969-72
 Miksis, Eddie 1944, 46-51
 Miles, Aaron 2011
 Miles, Don 1951
 Millis, Johnny 1917, 20-28
 Miller, Bob 1963-67
 Miller, Fred 1910
 Miller, Hack 1916
 Miller, John 1969
 Miller, Justin 2010
 Miller, Larry 1964
 Miller, Lemmie 1984-85
 Miller, Otto 1910-22
 Miller, Ralph 1898
 Miller, Rod 1957
 Miller, Trevor 2000
 Miller, Walt 1911
 Millies, Wally 1934
 Milliken, Bob 1953-54
 Mills, Alan 1999-00
 Mills, Buster 1935
 Milton, Eric 2009
 Minner, Paul 1946, 48-49
 Mitchell, Bobby 1980-81
 Mitchell, Clarence 1918-22
 Mitchell, Dale 1956
 Mitchell, Fred 1904-05
 Mitchell, Johnny 1924-25
 Mitchell, Russ 2010-11
 Micki, Dave 1998-99
 Moeller, Chad 2007
 Moeller, Joe 1962, 64,
 66-71
 Mohart, George 1920-21
 Monasterios, Carlos 2010
 Monday, Rick 1977-84
 Mondesi, Raul 1993-99
 Moon, Wally 1959-65
 Moore, Cy 1929-32
 Moore, Dee 1943
 Moore, Eddie 1929-30
 Moore, Gary 1970
 Moore, Gene 1939-40
 Moore, Randy 1936-37
 Moore, Ray 1952-53
 Morales, Jose 1982-84
 Moran, Herbie 1912-13
 Morgan, Bobby 1950, 52-53
 Morgan, Eddie 1937
 Morgan, Mike 1899-91
 Morrison, Johnny 1929-30
 Morrow, Brandon 2017

Moryn, Walt 1954-55
 Moss, Ray 1926-31
 Mossor, Earl 1951
 Mota, Guillermo 2002-04, 2009
 Mota, Manny 1969-80, 82
 Moulder, Glen 1946
 Mowe, Ray 1913
 Mowrey, Mike 1916-17
 Moylan, Peter 2013
 Mueller, Bill 2006
 Mulholland, Terry 2001-02
 Mullen, Billy 1923
 Mullen, Scott 2003
 Mulvey, Joe 1895

Muncy, Max 2018-
 Mungo, Van Lingle 1931-41
 Munns, Les 1934-35
 Munoz, Mike 1989-90
 Munoz, Noe 1995
 Murch, Simmy 1908
 Murphy, Rob 1995
 Murray, Eddie 1989-91, 97
 Murray, Jim 1922
 Myers, Hy 1909, 11, 14-22
 Myers, Rodney 2003
 Myrow, Brian 2005

N

Nahem, Sam 1958
 Nakamura, Norihiro 2005
 Navarro, Dioner 2005-06, 2011
 Naylor, Earl 1946
 Neal, Charlie 1956-61
 Neal, Zach 2018
 Negray, Ron 1952, 58
 Neidinger, Jim 1990
 Neis, Bernie 1920-24
 Nelson, Rocky 1952, 56
 Nen, Dick 1963
 Newcombe, Don 1949-51,
 54-58
 Newsom, Bobo 1929-30, 42-43
 Newton, Doc 1901-02
 Nicasio, Juan 2015
 Nichols, Rod 1993
 Nidenfuer, Tom 1981-87
 Nicholas, Otho 1945
 Nixon, Al 1915-16, 18
 Nixon, Otis 1997
 Nomo, Hideo 1995-98, 2002-04
 Nops, Jerry 1900
 Noren, Irv 1960
 Norman, Fred 1970
 Norris, Bud 2016
 North, Bill 1978
 Northen, Hub 1911-12
 Nunez, Jose A. 2001

O

Oates, Johnny 1977-79
 O'Brien, Bob 1971
 O'Brien, Darby 1890-92
 O'Brien, John 1891
 Ock, Whitey 1935
 O'Doul, Lefty 1931-33
 Oeltjen, Trent 2010-12
 Oeschger, Joe 1925
 Offerman, Jose 1990-95
 Ohman, Will 2009
 Ojeda, Bob 1991-92
 Oliver, Al 1985
 Oliver, Nate 1963-67
 Olivo, Miguel 2014
 Olmo, Luis 1943-45, 49
 Olson, Gregg 2000-01
 Olson, Ivy 1915-24
 O'Mara, Ollie 1914-16,
 18-19
 O'Neil, Mickey 1926
 Onis, Curly 1935
 Orengo, Joe 1943
 Orosco, Jesse 1988, 2001-02
 O'Rourke, Frank 1917-18
 Orta, Jorge 1982
 Ortega, Phil 1960-64

Ortiz, Ramon 2010
 Ortiz, Russ 2010
 Osborne, Tiny 1924-25
 Osgood, Charlie 1944
 Osoria, Franquellis 2005-06
 Osteen, Claude 1965-73
 Ostermueller, Fritz 1943-44
 Osuna, Al 1994
 Osuna, Antonio 1995-2000
 Outen, Chick 1933
 Owen, Mickey 1941-45
 Owens, Red 1905
 Ozuna, Pablo 2008

P

Paciorek, Tom 1970-75
 Padgett, Don 1946
 Padilla, Vicente 2009-11
 Pafko, Andy 1951-52
 Page, Phil 1934
 Palica, Erv 1945, 47-51,
 53-54
 Palmquist, Ed 1960-61
 Paredes, Edward 2017-18
 Park, Chan Ho 1994-2001, 2008
 Parker, Rick 1995-96
 Parker, Wes 1964-72
 Parks, Art 1937, 39
 Parra, Jose 1995
 Partridge, Jay 1927-28
 Pascual, Camilo 1970
 Pasley, Kevin 1974, 76-77
 Pastorius, Jim 1906-09
 Pattee, Harry 1908
 Patterson, Dave 1979
 Patterson, Red 2014
 Pattison, Jimmy 1929
 Paul, Xavier 2009-11
 Payne, Harley 1896-98
 Peacock, Johnny 1945
 Peck, Hal 1943
Pederson, Joc 2014-
 Pederson, Stu 1985
 Peña, Alejandro 1981-89
 Peña, Angel 1998-2000
 Peña, Jose 1970-72
 Penny, Brad 2004-08
 Peralta, Joel 2015
 Peraza, Jose 2015
 Perconte, Jack 1980-81
 Perez, Antonio 2004-05
 Perez, Carlos 1998-2000
 Perez, Chris 2014
 Perez, Odalis 2002-06
 Perkins, Charlie 1934
 Perranoski, Ron 1961-67, 72
 Perry, Pat 1990
 Peterson, Jim 1937
 Petty, Jesse 1925-28
 Pfeffer, Jeff 1913-21
 Pfister, George 1941
 Pfund, Lee 1945
 Phelps, Babe 1935-41
 Phelps, Ed 1912-13
 Phelps, Ray 1930-32
 Phillips, Jason 2005
 Piazza, Mike 1992-98
 Picinich, Val 1929-33
 Pierre, Juan 2007-09
 Pignatano, Joe 1957-60
 Pinckney, George 1890-91
 Pinugas, Ed 1932
 Pitt, Norman 1918, 27
 Podbielan, Bud 1949-52
 Podres, Johnny 1953-55,
 57-66
 Podsednik, Scott 2010
 Poffenberger, Boots 1939
 Polly, Nick 1937
 Poole, Ed 1904
 Poole, Jim 1990
 Popovich, Paul 1968-69
 Posedel, Bill 1938
 Post, Sam 1922
 Potter, Dykes 1938

Pounds, Bill 1903
Powell, Boog 1977
Powell, Dennis 1985-86
Powell, Paul Ray 1973-75
Power, Ted 1981-82
Pressnell, Tot 1938-40
Prince, Tom 1994-98
Proctor, Scott 2007-08
Prokopec, Luke 2000-01
Puig, Yasiel 2013-18
Punto, Nick 2012-13
Purdin, John 1964-65, 68-69
Pye, Eddie 1994-95

Q

Quantrill, Paul 2002-03
Quinn, Jack 1931-32

R

Rachunok, Steve 1940
Rackley, Marv 1947-49
Radinsky, Scott 1996-98
Radtke, Jack 1936
Ragan, Pat 1911-15
Rakow, Ed 1960
Ramazzotti, Bob 1946, 48-49
Ramirez, Hanley 2012-14
Ramirez, Manny 2008-10
Ramsdell, Willie 1947-48, 50
Ramsey, Mike Jeffrey 1985
Ramsey, Mike James 1987
Randolph, Willie 1989-90
Rath, Gary 1998
Rau, Doug 1972-79
Ravin, Josh 2015-17
Rautzhan, Lance 1977-79
Reardon, Phil 1906
Reboulet, Jeff 2001-02
Reddick, Josh 2016
Redmond, Harry 1909
Reed, Howie 1964-66
Reed, Jody 1993
Reese, Pee Wee 1940-42, 46-58

Regan, Phil 1966-68
Reidy, Bill 1899, 1903-04
Reis, Bobby 1931-32, 35
Reiser, Pete 1940-42, 46-48
Reisling, Doc 1904-05
Repko, Jason 2005-09
Repulski, Rip 1959-60
Reulbach, Ed 1913-14
Reuss, Jerry 1979-87
Reyes, Al 2000-01
Reyes, Dennis 1997-98
Reyes, Gilberto 1983-85, 87-88
Reynolds, R.J. 1983-85
Rhiel, Billy 1929
Rhodes, Rick 1974-78
Richards, Paul 1932
Richardson, Danny 1893
Richert, Pete 1962-64, 72-73
Riconda, Harry 1928
Riggert, Joe 1914
Riggs, Adam 1997
Riggs, Lew 1941-42, 46
Ripple, Jimmy 1939-40
Ritter, Lou 1902-08
Rivera, German 1983-84
Rivera, Juan 2011-12
Rizzo, Johnny 1920
Roberts, Dave 2002-04
Roberts, Jim 1924-25
Robertson, Dick 1918
Robinson, Clint 2014
Robinson, Earl 1958
Robinson, Frank 1972
Robinson, Jackie 1947-56
Robles, Oscar 2005-06
Robles, Sergio 1976
Rochelli, Lou 1944
Rodas, Rich 1983-84
Rodriguez, Ellie 1976
Rodriguez, Felix 1995-96

Rodriguez, Henry 1992-95
Rodriguez, Paco 2012-15
Roe, Preacher 1948-54
Roebuck, Ed 1955-58, 60-63
Roenicke, Ron 1981-83
Roettger, Oscar 1927
Rogers, Lee 1938
Rogers, Packy 1958
Rojas, Mel 1999
Rojas, Miguel 2014
Roloff, Stan 1942, 46-47
Rollins, Jimmy 2015
Romak, Jamie 2014
Romano, Jason 2003
Romano, Jim 1950
Romero, Sergio 2017
Romero, Vicente 1968, 82
Rose, Mike 2005
Roseboro, Johnny 1957-67
Rosen, Goody 1937-39, 44-46
Rosenfeld, Max 1931-33
Ross, Cody 2005-06
Ross, David 2002-04
Ross, Don 1940
Rosow, Zac 2018
Rossa, Ken 1963
Rowe, Schoolboy 1942
Roy, Jean Pierre 1946
Roy, Luther 1929
Royster, Jerry 1973-75
Ruan, Wilkin 2002-03
Rucker, Nap 1907-16
Rudolph, Ernie 1945
Rueger, Dutch 1921-24
Ruggiano, Justin 2015
Ruiz, Carlos 2016
Rush, Andy 1925
Russell, Bill 1969-86
Russell, Jim 1950-51
Russell, John 1917-18
Rutherford, Johnny 1952
Ryan, Jack 1911
Ryan, John 1898
Ryan, Rosy 1933

Ryu, Hyun-Jin 2013-

S

Saenz, Olmedo 2004-07
Sands, Jerry 2011-12
Santos, Sergio 2015
Saito, Takashi 2006-08
Samuel, Juan 1990-92
Sanchez, Duaner 2004-05
Sandlock, Mike 1945-46
Sanford, Chance 1999
Santana, Dennis 2018-
Santangelo, F.P. 2000
Savage, Jack 1987
Savage, Ted 1968
Sax, Dave 1982-83
Sax, Steve 1981-88
Sayles, Bill 1943
Scanlan, Bill 1904-07, 09-11
Schardt, Bill 1911-12
Schebler, Scott 2015
Scheer, Al 1913
Schlichting, Travis 2009-10
Schliebner, Dutch 1923
Schmandt, Ray 1918-22
Schmidt, Henry 1903
Schmidt, Jason 2007-09
Schmitz, Johnny 1951-52
Schmoll, Steve 2005
Schmutz, Charlie 1914-15
Schneiberg, Frank 1910
Schofield, Dick 1986-67
Schofield Jr., Dick 1995
Schott, Gene 1939
Schreiber, Paul 1922-23
Schultz, Howie 1943-47
Schultz, Joe 1915
Schumaker, Skip 2013
Schupp, Ferdie 1921
Sciocchia, Mike 1980-92

Scott, Dick 1963
Seager, Corey 2015-
Seañez, Rudy 1994-95, 2007
Searage, Ray 1989-90
Seats, Tom 1945
Sebring, Jimmy 1909
See, Larry 1986
Segedin, Rob 2016-18
Sele, Aaron 2006
Sellers, Justin 2011-13
Sells, Dave 1975
Seo, Jae 2006
Sexauer, Elmer 1948
Shanahan, Greg 1973-74
Sharperson, Mike 1987-93
Sharrott, George 1893-94
Shaute, Joe 1931-33
Shaw, Jeff 1998-01
Shea, Merv 1938
Sheckard, Jimmy 1897-98, 1900-05
Sheehan, Jack 1920-21
Sheehan, Tommy 1908
Sheffield, Gary 1998-2001
Shelby, John 1987-90
Sheridan, Red 1918, 20
Sherlock, Vince 1935
Sherrill, George 2009-10
Sherry, Larry 1958-63
Sherry, Norm 1959-62
Shindle, Bill 1894-96
Shipley, Craig 1986-87
Shirley, Bart 1964, 66, 68
Shirley, Steve 1982
Shoch, George 1893-97
Shriver, Harry 1922-23
Shuba, George 1948-50, 52-55
Shuey, Paul 2002-2004
Siebert, Dick 1932, 36
Simpson, Joe 1975-78
Sims, Duke 1971-72
Singer, Bill 1964-72
Singleton, Fred 1938-59
Sizemore, Ted 1969-70, 76
Skaff, Frank 1935
Skowron, Bill 1963
Slade, Gordon 1930-32
Sloat, Dwain 1948
Smith, Broadway 1897-00
Smith, Charley 1960-61
Smith, Dick 1965
Smith, George 1918, 23
Smith, Germany 1890, 97
Smith, Greg 1991
Smith, Hap 1910
Smith, Jack 1962-63
Smith, Nate 1962
Smith, Red 1911-14
Smith, Reggie 1976-81
Smith, Sherry 1915-17, 19-22
Smith, Tony 1910-11
Smyres, Clancy 1944
Smyth, Red 1915-17
Smythe, Harry 1934
Snider, Duke 1947-62
Snyder, Cory 1993-94
Snyder, Gene 1959
Snyder, Jack 1917
Solomon, Eddie 1973-75
Sommerville, Andy 1894
Sosa, Elias 1976-77
Sothorn, Denny 1931
Spencer, Daryl 1961-63
Spencer, Roy 1937-38
Spooner, Karl 1954-55
Springer, Dennis 2001-02
Stack, Eddie 1912-13
Stainback, Tuck 1938-39
Stallings, George 1890
Standaert, Jerry 1925-26
Stanhouse, Don 1980
Stanky, Eddie 1944-47
Stark, Dolly 1910-12
Statz, Jigger 1927-28
Steele, Bill 1914

Steele, Elmer 1911
Steelman, Farmer 1900-01
Stein, Ed 1892-96, 98
Stengel, Casey 1912-17
Stephenson, Jerry 1970
Stevens, Ed 1945-47
Stewart, Brock 2016-
Stewart, Dave 1978, 81-83
Stewart, Scott 2004
Stewart, Stuffy 1923
Stinson, Bob 1969-70
Stock, Milt 1924-26
Stovey, Harry 1893
Strahler, Mike 1970-72
Strang, Sammy 1903-04
Strawberry, Darryl 1991-93
Stricklett, Elmer 1905-07
Stripling, Ross 2016-
Stripp, Joe 1932-37
Stryker, Dutch 1926
Stuart, Dick 1966
Stubbs, Franklin 1984-89
Stults, Eric 2006-09
Sturte, Tanyon 2008
Sudakis, Bill 1968-71
Sulkoforth, Clyde 1932-34, 45
Sullivan, Billy 1942
Sunkel, Tom 1944
Surkamp, Eric 2015
Sutcliffe, Rick 1976, 78-81
Sutton, Don 1966-80, 88
Sweeney, Mark 2007-08
Swift, Bill 1941

T

Taschner, Jack 2010
Tamelius, Vito 1938-41
Tapani, Kevin 1995
Tatum, Tommy 1941, 47
Taveras, Alex 1982-83
Taylor, Chris 2016-
Taylor, Danny 1932-36
Taylor, Harry 1946-48
Taylor, Zack 1920-25, 35
Teed, Dick 1953
Templeton, Chuck 1955-56
Tepesch, Nick 2016
Tepsic, Joe 1946
Terry, Adonis 1890-91
Terwilliger, Wayne 1951
Thames, Marcus 2011
Thatcher, Grant 1903-04
Theriot, Ryan 2010
Thielman, Henry 1903
Thomas, Derrel 1979-83
Thomas, Fay 1932
Thomas, Ian 2015
Thomas, Ray 1938
Thomasson, Gary 1979-80
Thome, Jim 2009
Thompson, Derek 2005
Thompson, Don 1951, 53-54
Thompson, Fresco 1931-32
Thompson, Milt 1996
Thompson, Tim 1954
Thompson, Trayce 2016-18
Thormahlen, Hank 1925
Thurston, Joe 2002-04
Thurston, Sloppy 1930-33
Tierney, Cotton 1925
Tiffe, Terry 2008
Tischinski, Tom 1973
Todd, Al 1939
Toles, Andrew 2016-
Tolleson, Shawn 2012-13
Tomko, Brett 2006-07
Tooley, Bert 1911-12
Torborg, Jeff 1964-70
Torreyes, Ronald 2015
Tracewski, Dick 1962-65
Traxler, Brian 1990
Treadway, George 1894-95
Treadway, Jeff 1994-95
Treanor, Matt 2012
Tremark, Nick 1934-36

Tremper, Overton 1927-28
 Trevino, Alex 1986-87
 Triunfel, Carlos 2014
 Trlicek, Rick 1993
 Trombley, Mike 2001-02
 Troncoso, Ramon 2008-11
 Tsao, Chin-hui 2007, 2015-16
 Tucker, Tommy 1988
 Tudor, John 1988-89
Turner, Justin **2014-**
 Tyson, Ty 1928

U

Underwood, Fred 1894
Urias, Julio **2016-**
 Uribe, Juan 2011-15
 Utley, Chase 2015-18

V

Vail, Mike 1984
 Valdes, Ismael 1994-2000
 Valdes, Rene 1957
 Valdez, Wilson 2007
 Valentin, Jose 2005
 Valentine, Bobby 1969, 71-72
 Valenzuela, Fernando 1980-90
 Valera, Breyvic 2018
 Valle, Hector 1965
 Valo, Elmer 1957-58
 Van Buren, Deacon 1904
 Vance, Dazzy 1922-32, 35
 Vance, Sandy 1970-71
 Van Cuyk, Chris 1950-52
 Van Cuyk, Johnny 1947-49
 Vande Berg, Ed 1986
 Van Slyke, Scott 2012-17
 Vargas, Claudio 2009
 Vaughan, Arky 1942-43, 47-48
 Velez, Eugenio 2011
 Venable, Will 2016
 Venafro, Mike 2004
 Venditte, Pat 2018
 Ventura, Robin 2003-04
Verdugo, Alex **2017-**
 Versalles, Zoilo 1968
 Vickers, Rube 1903
 Victorino, Shane 2012
 Vizcaino, Jose 1989-90,
 98-00
 Vosmik, Joe 1940-41

W

Wachtel, Paul 1917
 Wade, Ben 1952-54
 Wade, Cory 2008-09
 Wagner, Butts 1898
 Walker, Dixie 1939-47
 Walker, Mysterious 1913
 Walker, Rube 1951-58
 Wall, Joe 1902
 Wall, Josh 2012-13
 Wall, Stan 1974-77
 Walls, Lee 1962-64
 Wallach, Tim 1993-96
 Walsh, Dave 1990
 Walters, Zach 2016
 Walton, Danny 1976
 Waner, Lloyd 1944
 Waner, Paul 1941, 1943-44
 Ward, Chuck 1918-22
 Ward, Daryle 2003
 Ward, John Monte 1891-92
 Ward, Preston 1948
 Ward, Rube 1902
 Warner, Jack 1929-31
 Warren, Tommy 1944
 Warwick, Carl 1961
 Wasdell, Jimmy 1940-41
 Washington, Ron 1977
 Watkins, George 1936
 Watson, Tony 2017
 Wayne, Gary 1994
 Weaver, Eric 1998
 Weaver, Jeff 2004-05, 2009-10
 Webb, Hank 1977

Webber, Les 1942-46
 Webster, Mitch 1991-95
 Weis, Gary 1980-81
 Welch, Bob 1978-87
 Wellman, Brad 1987
 Wells, David 2007
 Wells, John 1944
 Wells, Terry 1990
 Werhas, John 1964-65, 67
 Werth, Jayson 2004-06
 West, Matt 2015
 West, Max 1928-29
 Wetteland, John 1989-91
 Weyhing, Gus 1900
 Wheat, Mack 1915-19
 Wheat, Zack 1909-26
 Wheeler, Ed 1902
 White, Barney 1945
 White, Bill 1945
 White, Devon 1999-2000
 White, Larry 1983-84
 White, Myron 1978
 Whitfield, Terry 1984-86
 Whiting, Jesse 1906-07
 Whitman, Dick 1946-49
 Whitted, Possum 1922
 Whicker, Kemp 1941
 Wieland, Joe 2015
 Wilhelm, Hoyt 1971-72
 Wilhelm, Kaiser 1908-10
 Wilkins, Rick 1999
 Willhite, Nick 1963-66
 Williams, Dick 1951-54, 56
 Williams, Eddie 1997
 Williams, Jeff 1999-2002
 Williams, Leon 1926
 Williams, Reggie D. 1985-87
 Williams, Reggie B. 1995
 Williams, Stan 1958-62
 Williams, Todd 1995
 Williams, Woody 1938
 Wills, Maury 1959-66,
 69-72
 Wilson, Brian 2013-14
 Wilson, Eddie 1936-37
 Wilson, Hack 1932-34
 Wilson, Robert 1958
 Wilson, Steve 1991-93
 Wilson, Tex 1924
 Wilson, Tom 2004
 Windhorn, Gordon 1961
 Winford, Jim 1938
 Winham, Lave 1902
 Winsett, Tom 1936-38
 Winston, Hank 1936
 Withrow, Chris 2013-15
 Witt, Whitey 1926
 Wojeck, Pete 1954
 Wolf, Randy 2007, 2009
 Wood, Alex 2015-18
 Woodson, Tracy 1987-89
 Worrell, Todd 1993-97
 Wright, Clarence 1901
 Wright, Glenn 1929-33
 Wright, Jamey 2012, 14
 Wright, Ricky 1982-83
 Wright, Zeke 1899
 Wunsch, Kelly 2005
 Wurm, Frank 1944
 Wyatt, Whit 1939-44
 Wynn, Jimmy 1974-75

Y

Yale, Ad 1905
 Yarrison, Rube 1924
 Yeager, Joe 1898-1900
 Yeager, Steve 1972-85
 Yingling, Earl 1912-13
 Young, Eric 1992, 97-99
 Young, Delwyn 2006-09
 Young, Matt 1987
 Young, Michael 2013

Z

Zachary, Chink 1944

Zachary, Tom 1934-36
 Zachry, Pat 1983-84
 Zahn, Geoff 1973-75
 Zeile, Todd 1997-98
 Zimmer, Don 1954-59, 63
 Zimmerman, Bill 1915
 Zimmerman, Eddie 1911

MANAGERS

Alston, Walter 1954-76
 Barnie, Billy 1897-98
 Carey, Max 1932-33
 Dahlen, Bill 1910-13
 Donovan, Patsy 1906-08
 Dressen, Chuck 1951-53
 Durocher, Leo 1939-46, 48
 Ebbets, Charles 1898
 Foutz, Dave 1893-96
 Griffin, Mike 1898
 Grimes, Burlleigh 1937-38
 Hanlon, Ned 1899-1905
 Hoffman, Glenn 1998
 Johnson, Davey 1999-00
 Lasorda, Tommy 1977-96
 Little, Grady 2006-07
 Lumley, Harry 1909
 Mattingly, Don 2011-15
 McGunnigle, Bill 1890
Roberts, Dave **2016-**
 Robinson, Wilbert 1914-31
 Russell, Bill 1996-98
 Shotton, Burt 1947-50
 Stengel, Casey 1934-36
 Sukeforth, Clyde 1947
 Torre, Joe 2008-10
 Tracy, Jim 2001-05
 Ward, John "Monte" 1891-92

COACHES

Adams, Red 1969-80
 Amalfitano, Joey 1983-98
 Bard, Josh 2016-17
 Basgall, Monty 1973-86
Bates, Aaron **2019-**
 Becker, Joe 1958-64
 Beringer, Carroll 1967-72
 Blades, Ray 1947-48
 Bowa, Larry 2008-10
 Bragan, Bobby 1960
Brown, Brant **2018-**
 Bundy, Lorenzo 2014-15
 Bryant, Clay 1961
 Castro, Juan 2016-17
 Clark, Jack 2001-03
 Colborn, Jim 2001-05
 Corriden, Red 1941-46
 Cresse, Mark 1974-98
 Crim, Chuck 2013-15
 Debus, Jon 2005
 Dempsey, Rick 1999-00
 Donnelly, Rich 2006-07
 Down, Rick 1999-00
 Dressen, Charlie 1939-42,
 1943-56, 1958-59
 Duncan, Mariano 2006-10
 Durocher, Leo 1961-64
 Easler, Mike 2008
Ebel, Dino **2019-**
 Egan, Ben 1925
 Ferguson, Joe 1988-94
 Fitzsimmons, Freddie 1942
Geren, Bob **2016-**
 Gilliam, Jim 1965-78
Gimenez, Chris **2019-**
 Gomez, Preston 1965-68,
 1977-79
 Gregson, Glenn 1998
 Haines, Jesse 1938
 Hansen, Dave 2011-12
 Hartsfield, Roy 1969-72
 Hayworth, Ray 1945
 Hendrick, George 2003
 High, Andy 1937-38
 Hillman, Trey 2011-13
 Hines, Ben 1985-86, 1988-93

Hoffman, Glenn 1999-2005
Honeycutt, Rick **2006-**
 Hough, Charlie 1998-99
 Howell, Ken 2008-14
 Hyers, Tim 2016-17
 Jauss, Dave 2006-07
 Johnston, Jimmy 1931
 Kelley, Joe 1926
 Killefer, Bill 1939
 Lasorda, Tommy 1973-76
 Lavagetto, Cookie 1951-53
 Lefebvre, Jim 1978-79
 Lehmann, Danny 2018
 Lett, Jim 2001-05
Lombard, George **2016-**
 Lopes, Davey 2011-15
 Lyons, Ted 1954
 Mattingly, Don 2008-10
 McGinnity, Joe 1926
 McGwire, Mark 2013-15
 Miller, Otto 1926-36
 Mota, Manny 1980-2013
 Mulleavy, Greg 1958-60,
 1962-64
 Mueller, Bill 2007
 Murray, Eddie 2006-07
 Olson, Irv 1924, 1930-31
 Ortiz, Luis 2018
 Osteen, Claude 1999-00
 Ozark, Danny 1965-72,
 1980-82
 Pentland, Jeff 2008-11
 Perranoski, Ron 1981-94
 Phillips, Lefty 1965-68
 Pitzer, Jake 1947-57
Prior, Mark **2018-**
 Reese, Pee Wee 1959
 Reiser, Pete 1960-64
 Rigglerman, Jim 2001-04
 Roenicke, Ron 1992-93
 Russell, Bill 1987-91, 1994-96
 Ruth, Babe 1938
 Schaefer, Bob 2008-10
 Sciocchia, Mike 1997-98
 Shelby, John 1998-05
 Smith, Reggie 1994-98
 Stengel, Casey 1932-33, 1949-50
 Sukeforth, Clyde 1949-50
 Taylor, Zack 1935
 Tincup, Ben 1940
 Tracy, Jim 1999-2000
Van Scoyoc, Robert **2019-**
 Valentin, John 2013-15
 Walker, Dixie 1970-74
 Walker, Rube 1958
 Wallace, Dave 1995-97
 Wallach, Tim 2004-05, 2011-15
 Ward, Turner 2016-18
 Warthen, Dan 2006-07
 Woodward, Chris 2016-18
 Yeager, Steve 2011-1

Ron Cey 1971-82
 Dave Anderson 1983-89, 92
 Juan Samuel 1990-92
 Chris Gwynn 1994-95
 Chad Curtis 1996
 Ken Huckaby 1996-97
 Otis Nixon 1997
 José Vizcaino 1998
 Gary Sheffield 1998-01
 Hideo Nomo 2002-04
 Jose Valentin 2005
 Danys Baez 2006
 Wilson Betemit 2006-07
 Andy LaRoche 2007
 Larry Bowa 2008-10
 Tony Gwynn Jr. 2011-12
 Michael Young 2013
 Justin Turner 2014-

11

Clyde Sukeforth 1932-34
 Lonny Frey 1933
 Nick Tremark 1934-36
 George Watkins 1936
 Fred Frankhouse 1937-38
 Tony Lazzeri 1939
 Dixie Walker 1939-47
 Jack Banta 1947-50
 Carl Erskine 1950
 Dick Gray 1958-59
 Bob Lillis 1960-61
 Larry Burright 1962
 Ken McMullen 1963-64
 Bart Shirley 1964, 1966, 1968
 John Kennedy 1965-66
 Tommy Dean 1967
 Manny Mota 1969-13
 Erisbel Arruebarrena 2014
 Jimmy Rollins 2015
 Micah Johnson 2016
 Josh Reddick 2016
 Logan Forsythe 2017-18

12

Val Picinich 1932-33
 Jimmy Jordan 1934-36
 Luke Hamlin 1937-41
 Bob Chipman 1941-1942, 44
 Babe Dahlgren 1942
 Rex Barney 1943
 Rube Melton 1943
 Eddie Stanky 1944-47
 Erv Palica 1948-51, 1954
 Ralph Branca 1952
 Frank Kellert 1955
 Babe Birrer 1958
 Tommy Davis 1960-66
 Bob Bailey 1967
 Jim Fairey 1968
 Von Joshua 1969-70
 Dusty Baker 1976-83
 Jay Johnstone 1985
 Bill Madlock 1985-87
 Danny Heep 1987-88
 Willie Randolph 1989-90
 Luis Lopez 1990
 Gary Carter 1991
 Dave Anderson 1992
 Jeff Treadway 1994-95
 Brett Butler 1995
 Karim Garcia 1995-97
 Jim Eisenreich 1998
 Mike Devereaux 1998
 Jim Tracy 2001-04
 Steve Finley 2004
 Jeff Kent 2005-08
 Brad Ausmus 2009-10
 Davey Lopes 2011

Justin Sellers 2011-12
 Bobby Abreu 2012
 Mark McGwire 2013
 John Valentin 2014
 Juan Nicasio 2015
 Turner Ward 2016-18

13

Burleigh Grimes 1938
 Kirby Higbe 1941-43,
 1946-47
 Ralph Branca 1944-45,
 1947-51, 1953
 Tommy Warren 1944
 John Douglas 1945
 Joe Ferguson 1970-76,
 1978-81, 1988-94
 Antonio Osuna 1995-00
 Jim Leyritz 2000
 Alex Cora 2002-04
 Oscar Robles 2005-06
 Wilson Valdez 2007
 Terry Tiffée 2008
 Angel Berroa 2008
 Orlando Hudson 2009
 Ryan Theriot 2010
 Ivan DeJesus Jr. 2011-12
 Hanley Ramirez 2012-14
 Juan Castro 2016-17
 Max Muncy 2018-

14

Bud Clancy 1932
 George Kelly 1932
 Del Bissnette 1933
 Joe Hutcheson 1933
 Wally Millies 1934
 Frank Lamanske 1935
 Frank Skaff 1935
 Ox Eckhardt 1936
 Roy Spencer 1937
 Freddie Fitzsimmons 1938-43
 Chris Haughey 1943
 Rube Melton 1944
 Lee Pfund 1945
 Ferrell Anderson 1946
 Dick Whitman 1947
 Gil Hodges 1947-61
 Ken McMullen 1962
 Bill Skowron 1963
 John Werhas 1964-65, 1967
 Len Gabrielson 1967-70
 Von Joshua 1970-71,
 1973-74, 1979
 Tom Haller 1971
 Chris Cannizzaro 1972-73
 Ivan DeJesus 1974-76
 Mike Scioscia 1980-92
 1997-98
 Delino DeShields 1994-96
 F.P. Santangelo 2000
 Jeff Reboulet 2001-02
 Larry Barnes 2003
 Jim Lett 2004-05
 Bill Mueller 2006
 Mike Lieberthal 2007
 Pablo Ozuna 2008
 Juan Castro 2009
 Jamey Carroll 2010-11
 Mark Ellis 2012-13
 Dan Haren 2014
 Enrique Hernández 2015-

15

Dazzy Vance 1932
 Ownie Carroll 1933-34
 Tom Baker 1935
 Bob Logan 1935
 Johnny Cooney 1936
 Max Butcher 1937
 Waite Hoyt 1938
 Vito Tamulis 1938-41
 Tom Drake 1941
 Kirby Higby 1941
 Bobby Bragan 1943-44
 Stan Andrews 1944-45
 Lew Riggs 1946
 Dick Whitman 1946
 Clyde Sukeforth 1949-50
 Johnny Rutherford 1952
 Sandy Amoros 1954-57
 Irv Noren 1960
 Ed Rakow 1960
 Tim Harkness 1961-62
 Bob Miller 1963-67
 Tom Haller 1968-70
 Richie Allen 1971
 Davey Lopes 1972-81, 2011-
 Gil Reyes 1983-85, 1987-88
 Chris Gwynn 1987-91
 Dave Hansen 1992
 Tom Prince 1994-98
 Davey Johnson 1999
 Shawn Green 2000-04
 Scott Erickson 2005
 Rafael Furcal 2006-11
 Austin Barnes 2016-

16

Van Lingle Mungo 1932-41
 Billy Herman 1941-43, 1946
 Pat Ankenman 1944
 Barney Koch 1944
 Eddie Miksis 1944
 Art Herring 1944-46
 Joe Medwick 1946
 Ray Blades 1947
 Clyde King 1947-48
 Morrie Martin 1949
 Earl Mossor 1951
 Ken Lehman 1952, 1956-57
 Danny McDevitt 1957-60
 Ron Perranoski 1961-67
 Rocky Colavito 1968
 Bill Sudakis 1969-71
 Rick Monday 1977-84
 Ron Perranoski 1985-94
 Hideo Nomo 1995-98
 Mark Grudzielanek 1998
 Paul Lu Duca 1999-04
 Steve Finley 2004
 Jim Tracy 2004-05
 Andre Ethier 2006-17
 Bob Geren 2018

17

Watty Clark 1932-33,
 1935-37
 Buzz Boyle 1933-34
 Max Butcher 1938
 Jimmy Ripple 1939
 Whitlow Wyatt 1939-44
 Tom Seatz 1945
 Don Lund 1947
 Tommy Tatum 1947
 Bob Ramazzotti 1948
 Carl Erskine 1948-49,
 1950-59
 Phil Ortega 1960-64
 Hector Valle 1965
 Jim Barbieri 1966
 Nate Oliver 1967
 Hank Aguirre 1968
 Jim Bunning 1969
 Camilo Pascual 1970
 Tom Paciorek 1971-75
 Joe Simpson 1975-78
 Greg Brock 1983
 Rafael Landestoy 1983-84
 Len Matuszek 1985-87
 Rick Dempsey 1989-90
 Bob Ojeda 1991-92

Roger McDowell 1993-94
 José Parra 1995
 Felix Rodriguez 1995-96
 Dave Wallace 1995-97
 Juan Castro 1998-99
 Geronimo Berroa 2000
 Jim Lett 2001
 Kazuhisa Ishii 2002-04
 Clay Jones 2009
 Jason Repko 2005-09
 A.J. Ellis 2010-16
 Micah Johnson 2016
 Brandon Morrow 2017
 Kyle Farmer 2018

18

Fred Helmach 1930-33
 Bert DeMaestri 1933
 Len Koenecke 1934-35
 Dick Siebert 1936
 Harry Eisenstat 1936-37
 Tot Pressnell 1938-40
 Steve Rachunok 1940
 Lew Riggs 1941-42
 Johnny Cooney 1943-44
 Clyde King 1944
 Vic Lombardi 1945-47
 Dick Whitman 1948-49
 Wayne Belardi 1950-51
 Jim Hughes 1952-56
 Solly Drake 1959
 Sandy Amoros 1960
 Charley Smith 1960-61
 Carroll Beringer 1962-64
 Preston Gomez 1965-68
 Bill Russell 1969-91, 1994-98
 Jim Leyritz 2000
 Tim Bogar 2001
 Jim Lett 2002-03
 José Hernandez 2004
 Paul Bako 2005
 Ramon E. Martinez 2006-07
 Hiroki Kuroda 2008-11
 Matt Treanor 2012
 Tim Federowicz 2013
 Chone Figgins 2014
 Roger Bernadina 2014
 Jose Peraza 2015
 Kenta Maeda 2016-

19

Ray Phelps 1930-32
 Chick Outen 1933
 Babe Phelps 1935-36
 Ralph Birkofer 1937
 Jim Lindsey 1937
 Ira Hutchinson 1939
 Herman Franks 1940-41
 Cliff Dapper 1942
 George Washburn 1943
 Charlie Fuchs 1944
 Ed Head 1944
 Morrie Aderholt 1945
 Joe Hatten 1946-51
 Joe Landrum 1950, 1952
 Johnny Schmitz 1951-52
Jim Gilliam 1953-78

20

Sloppy Thurston 1932-33
 Glenn Chapman 1934
 Harry Eisenstat 1935
 Zack Taylor 1935-36
 Tom Baker 1937
 Ernie Koy 1938-40
 Wes Flowers 1940
 Larry French 1941-42
 Kemp Wicker 1941
 Al Glosso 1943
 Tommy Warren 1944
 Ralph Branca 1946-47
 Phil Haugstad 1947-48, 1951

H I S T O R Y A N D R E C O R D S

Elmer Sexauer1948
 Rip Repulski1959-60
 Dick Farrell1961
 Willard Hunter1962
 Daryl Spencer1962
 Dick Scott1963
 Al Ferrara1963, 1965
Don Sutton . . .1966-80, 1988
 Candy Maldonado1982-85
 Ed Amelung1984, 1986
 Larry See1986
 Mike Davis1989
 Brian Traxler1990
 Darren Holmes1990
 Mitch Webster1991-95
 Mike Blowers1996
 Darren Lewis1997

21

Joe Shaute1932-33
 Phil Page1934
 Buster Mills1935
 Dazzy Vance1935
 Sid Gautreaux1936
 Bill Posedel1938
 Al Todd1939
 Wes Ferrell1940
 Lou Fette1940
 Lee Grissom1940-41
 Newt Kimball1941-43
 Luis Olmo1943-45
 Art Herring1946
 Spider Jorgensen1947-50
 Clyde King1947
 Tim Thompson1954
 Rocky Nelson1956
 Bill Harris1957, 1959
 Ed Rakow1960
 Andy Carey1962
 Nate Smith1962
 Jim Brewer1964-75
 Ed Goodson1976-77
 Jay Johnstone1980-82, 1985
 Ricky Wright1982-83
 Tony Brewer1984
 Bob Bailor1984-85
 Tito Landrum1987
 Reggie Williams1987
 Tracy Woodson1988-89
 Hubie Brooks1990
 Greg Smith1991
 Eric Young1992, 1998-99
 Rafael Bournigal1992-95
 Roberto Kelly1995
 Billy Ashley1996-97
 Greg Gagne1997
 Henry Blanco1998
 Chad Kreuter2000-02
 Jeremy Burnitz2003
 Milton Bradley2004-05
 Ricky Ledee2006
 Marlon Anderson2006-07
 Esteban Loaiza2008
 Mark Sweeney2007-08
 Randy Wolf2009
 Tony Abreu2009
 Jon Garland2009, 2011
 Nick Green2010
 Scott Podsednik2010
 Juan Rivera2012
 Zack Greinke2013-15
 Trayce Thompson2016-17
 Yu Darvish2017
 Walker Buehler2018-

22

Jack Quinn1932
 Rosy Ryan1933
 Ray Berres1934
 Curly Onis1935
 Vince Sherlock1935

Tom Baker1936
 Roy Henshaw1937
 Buddy Hassett1938
 Lindsey Deal1939
 Red Evans1939
 Ben Tincup1940
 Johnny Allen1941-43
 Bob Chipman1943
 Gene Hermanski . . .1943, 46-51
 Bill Lohman1943-44
 Ray Hathaway1945
 Andy Pafko1951
 Billy Herman1952-57
 Johnny Podres1958-66
 Danny Ozark1967
 Jim Grant1968
 Paul Popovich1969
 Bill Buckner1971-76
 Jeff Leonard1977
 Mark Bradley1981-82
 Dave Sax1983
 Franklin Stubbs1984-89
 Don Aase1990
 Brett Butler1991-97
 Chad Fonville1995
 Dick Schofield1995
 Thomas Howard1998
 Devon White1999-00
 Jack Clark2001-03
 George Hendrick2003
 Edwin Jackson2004
 Jose Cruz Jr.2005-06
 Toby Hall2006
 Grady Little2007
 Mark Sweeney2008
 Clayton Kershaw2008-

23

Charlie Perkins1934
 Johnny McCarthy1935
 George Jeffcoat1936-37
 Wayne LeMaster1938
 Chris Hartje1939
 Ed Head1940, 1942-43,
 1946
 Cy Buker1945
 Dan Bankhead1947
 George Dockins1947
 Johnny Hall1948
 Pat McLothlin1949-50
 Clyde King1951-52
 Ev Palica1953
 Don Zimmer1954-59, 1963
 Ed Palmquist1960-61
 Gordie Windhorn1961
 Marv Breeding1963
 Claude Osteen1965-73
 Jim Wynn1974-75
 Teddy Martinez1977-79
 Dave Sax1982
 Steve Sax1982
 R.J. Reynolds1983-85
 Enos Cabell1985-86
 Tim Leary1987
 Kirk Gibson1988-90
 Eric Karros1991-02
 Ron Ventura2003-04
 Derek Lowe2005-08
 Casey Blake2009-11
 Adrián González2012-17
 Mark Prior2018-

24

Cy Moore1932
 Art Jones1932
 Jimmy Jordan1933
 Watty Clark1934
 Bobby Reis1935
 Randy Moore1936
 Jake Daniel1937
 Buck Marrow1937-38

John Chambers1938
 Lee Rogers1938
 Bill Crouch1939
 Al Hollingsworth1939
 Joe Gallagher1940
 Tommy Tatum1941
 Paul Waner1941
 Augie Galan1941-46
 Bobby Bragan1947-48
 Hank Edwards1951

Walter Alston1954-76

25

Max Rosenfeld1932
 Les Munns1934-35
 Ed Brandt1936
 Johnny Cooney1937
 Kiki Cuyler1938
 Hugh Casey1939-42
 Wes Flowers1944
 Don Lund1945
 Otho Niticholas1945
 Hugh Casey1946-48
 Chris Van Cuyk1950-52
 Bob Milliken1953-54
 Frank Howard1958-64
 Wes Covington1966
 Jim Campanis1967-68
 Joe Moeller1969-71
 Tommy John1972-78
 Ted Power1981-82
 German Rivera1983-84
 Mariano Duncan1985-87,
 1989-
 Darren Fletcher1989-90
 Dennis Cook1990-91
 Mike Piazza1992
 Tim Wallach1993, 2004-
 Mike Busch1995-97
 Juan Castro1997
 Bobby Bonilla1998
 Dave Hansen . 1999-02, 2011-12
 Jim Riggelman2003
 Rickey Henderson2003
 Mike Edwards2005
 Sandy Alomar, Jr.2006
 Mariano Duncan2006-07
 Esteban Loaiza2007
 Andruw Jones2008
 Jim Thome2009
 Mariano Duncan2009-10
 Carl Crawford2013
 Mark McGwire2014-15
 Will Venable2016
 Rob Segedin2016-18
 David Freese2018-

26

Johnny Babich1934-35
 Ray Lucas1934
 Fred Frankhouse1936
 Heinie Manush1937-38
 Merv Shea1938
 Bill Crouch1939
 Lyn Lary1939
 Curt Davis1940-46
 Carl Doyle1940
 Rex Barney1946-50
 Fred Kipp1957-59
 Willie Davis1960
 Derrell Griffith1963-66
 Gene Michael1967
 Paul Popovich1968
 Red Adams1969-80
 Alejandro Peña1981-89
 Pat Perry1990
 Henry Rodriguez1992-93
 Carlos Hernandez1994-96
 Eric Young1997
 Eddie Williams1998
 Charles Johnson1998
 Rick Dempsey1999-00

Brian Johnson2001
 Hiram Bocachica2002
 Wilkin Ruan2002-03
 Antonio Perez2004-05
 Jae Seo2006
 Toby Hall2006
 Einar Diaz2006
 Luis Gonzalez2007
 Gary Bennett2008
 Doug Mientkiewicz2009
 Octavio Dotel2010
 Tim Wallach2011-13
 Alex Castellanos2013
 Tim Federowicz2014
 Sergio Santos2015
 Chase Utley2015-18

27

Dutch Leonard1933-36
 Ben Cantwell1937
 Eddie Morgan1937
 Goody Rosen1938-39
 Tony Guiliani1940
 Pete Reiser1941-42, 1946,
 1960-64
 Dee Moore1943
 Fritz Ostermueller1943-44
 Claude Crocker1944-45
 Eddie Basinski1945
 Ray Blades1947-48
 Milt Stock1949-50
 Cookie Lavagetto1951-53
 Tommy Lasorda1954-55
 Pete Wojey1954
 Bob Borkowski1955
 Don Demeter1956, 1958
 Jim Gentile1958
 Phil Regan1966-68
 Willie Crawford1969-75
 Elias Sosa1976-77
 Joe Beckwith1979-83
 Carlos Diaz1984-86
 Mike Sharperson1987-93
 Jerry Brooks1993
 Roger Cedeño1995-96
 Todd Zeile1997-98
 Manuel Barrios1998
 Kevin Brown1999-03
 Jose Lima2004
 D.J. Houlton2005
 James Loney2006
 Matt Kemp2006-14, 2018
 Justin Ruggiano2015
 George Lombard2016-17

28

Ray Benge1933-35
 Eddie Wilson1937
 Bert Haas1938
 Merv Shea1938
 Fred Sington1939
 Tex Carleton1940
 Mace Brown1941
 Max Macon1942-43
 Hal Gregg1943-47
 Preacher Roe1948-54
 Ralph Branca1956
 Chuck Templeton1956
 Bob Aspromonte1956,
 1960-61
 Nick Willithe1963
 Mike G. Marshall1974-76
 Wes Parker1964-72
 Pedro Guerrero1980-88
 Dave Hansen1989
 Lenny Harris1989
 Kal Daniels1989-92
 Rafael Bournigal1992-95
 Cory Snyder1993-94
 Todd Hollandsworth1995-2000
 Tom Goodwin2000-01
 Jim Riggelman2002

Tyler Houston 2002
 Fred McGriff 2003
 Jayson Werth 2004-06
 Andy LaRoche 2007
 Shea Hillenbrand 2007
 Andy LaRoche 2008
 Danny Ardoin 2008
 Eric Milton 2009
 Rod Barajas 2010-11
 Jamey Wright 2012, 2014
 Justin Sellers 2013
 Chris Heisey 2015
 Bud Norris 2016
 Francisco Gutierrez 2017
 Luis Ortiz 2018

29

Art Herring 1934
 Harvey Green 1935
 Tom Winsett 1937-38
 Mel Almada 1939
 Jimmy Wasdell 1940-41
 Ed Albosta 1941
 Clyde King 1945
 Hank Behrman 1946-48
 Carl Furillo 1946
 Gene Mauch 1948
 Don Thompson 1951,
 1953-54
 Tommy Holmes 1952
 Tommy Lasorda 1954
 Pete Wojey 1955
 Ralph Mauriello 1958
 Stan Williams 1958-62
 Jim Baxes 1959
 Chuck Essegian 1959-60
 Nate Oliver 1963-66
 John Duffie 1967
 Jack Jenkins 1969
 Jose Peña 1970-72
 Greg Heydeman 1973
 Mike Garman 1977-78
 Gerald Hannahs 1978-79
 Don Stanhouse 1980
 Ron Perranoski 1981-84
 Alex Trevino 1986-87
 Ricky Horton 1988-89
 Lenny Harris 1989-93
 Tim Wallach 1994-96
 Milt Thompson 1996
 Eric Anthony 1997
 Matt Luke 1998
 Adrian Beltre 1998-2004
 Tim Wallach 2005
 Mariano Duncan 2006
 James Loney 2006
 Jason Schmidt 2007-09
 Ted Lilly 2010-13
 Tim Wallach 2013-15
 Scott Kazmir 2016-17
 George Lombard 2018-

30

Boom Boom Beck 1933-34
 Bob Barr 1935
 Max Butcher 1936
 Gib Brack 1937-38
 Tuck Stainback 1938-39
 Roy Cullenbine 1940
 Red Corriden 1941-46
 Al Gionfriddo 1947
 Dwain Sloat 1948
 Billy Loes 1952-56
 Bob Lillis 1958-59
 Maury Wills 1959-66,
 1969-72
 Cleo James 1968
 Derral Thomas 1980-83
 John Tudor 1988-89
 Jose Offerman 1990-95
 Wilton Guerrero 1996-98
 Mark Grudzielanek 1998

Craig Counsell 1999
 Brent Cookson 1999
 Gregg Olson 2000-01
 Mark Baldwin 2001
 Dave Roberts 2002-04
 Brad Penny 2004
 John Shelby 2005
 Dioner Navarro 2006, 2011
 Mark Hendrickson 2006-07
 Casey Blake 2008
 Jamie Hoffmann 2009
 Xavier Paul 2010
 Jerry Sands 2012
 Edinson Volquez 2013
 Miguel Olivo 2014
 Darwin Barney 2014
 Scott Baker 2015
 Scott Schebler 2015
 Dave Roberts 2016-

31

Casey Stengel 1932-36,
 1949-50
 Eddie Wilson 1936
 Andy High 1937-38
 Bill Killefer 1939
 Gene Moore 1940
 Alex Kampouris 1941
 Les Webber 1942-45
 Eddie Basinski 1945
 Dick Whitman 1946
 Jake Pfitler 1947-57
 Greg Mulleavy 1958-60,
 1962-64
 Don LeJohn 1965
 Ted Campanis 1966
 Jim Savage 1968
 Bill Sudakis 1968
 Al McBean 1969-70
 Gary Moore 1970
 Hoyt Wilhelm 1971-72
 Doug Rau 1972-79
 Jorge Orta 1982
 Jack Fimple 1983-84, 1986
 Ed Vandee Berg 1986
 Jim Poole 1990
 John Shelby 1987-1990,
 1998-04
 Jim Neidlinger 1990
 Roger McDowell 1991-92
 Mike Piazza 1993-98
 Brad Penny 2005-08
 James McDonald 2009-10
 Jay Gibbons 2010-11
 Tim Federowicz 2011
 Brandon League 2012-13
 Drew Butera 2013-14
 Joc Pederson 2015-

32

Otto Miller 1932-36
 Jesse Haines 1938
 Art Parks 1939
 Boots Poffenberger 1939
 Lee Grissom 1940
 Jimmy Riddle 1940
 Lee Grissom 1941
 Johnny Rizzo 1942
 Ray Hayworth 1944-45
 Rube Melton 1943
 Babe Herman 1945
 Les Webber 1945-46
 Joe Tepsic 1946
 Willie Ramsdell 1948
 Cal Abrams 1949-52
 Rocky Nelson 1952
 Bill Antonello 1953-55

Sandy Koufax 1955-66

33

Max Carey 1932-33
 Burleigh Grimes 1937

Ernie Koy 1938
 Newt Kimball 1940
 Don Ross 1940
 Mace Brown 1941
 Chet Kehn 1942
 Pat Ankenman 1943
 Frenchy Bordagaray 1944-45
 Don Padgett 1946
 Tommy Brown 1947
 Roy Campanella 1948
 Willie Ramsdell 1950
 Jim Romano 1951
 Ted Lyons 1954
 Joe Becker 1958-64
 Steve Bilko 1958
 Danny Ozark 1965-66,
 1969-71, 1980-82
 Ron Hunt 1967
 Vic Davallillo 1977-80
 Sid Bream 1983-85
 Jeff Hamilton 1986-1988
 Eddie Murray 1989-91, 1997,
 2006-
 Eric Davis 1992-93
 Garey Ingram 1994-95
 Glenn Gregson 1998
 Carlos Perez 1998-00
 Hiram Bocachica 2001
 Brian Jordan 2002-03
 Jason Grabowski 2004
 Ricky Ledee 2005-06
 David Wells 2007
 Blake DeWitt 2008-10
 Juan Castro 2010
 Marcus Thames 2011
 Juan Rivera 2011
 Ramon Hernandez 2013
 Scott Van Slyke 2012-17
 Tony Watson 2017
 Breyvic Valera 2018

34

Tom Zachary 1934-36
 Hank Winston 1936
 Waite Hoyt 1937
 Elmer Klump 1937
 Charlie Gilbert 1940
 Pete Reiser 1940
 Roy Jarvis 1944
 Cal McLish 1944
 Fats Dantonio 1944-45
 Clyde Sukeforth 1945
 Hank Behrman 1946
 Eddie Miksis 1946-51
 Jean Pierre Roy 1946
 Wayne Terwilliger 1951
 Russ Meyer 1953-55
 Bob Aspromonte 1956
 Norm Sherry 1959-62
 Dick Calmus 1963
 Tom Hutton 1966, 1969
 Luis Alcaraz 1968
 Bobby Darwin 1969
 Ray Lamb 1970
 Lee Lacy 1972-78
 Lance Rautzhan 1977-79
 Ken Brett 1979
 Fernando Valenzuela 1980-90

35

Rosy Ryan 1933
 Babe Ruth 1938
 Don Ross 1941
 Clyde Sukeforth 1943-44
 Goody Rosen 1945-46
 Cal McLish 1946
 Marv Rackley 1947-49
 Mal Mallette 1950
 Pete Wojey 1954
 Sai Maglie 1956-57
 Larry Sherry 1958

John Klippstein 1958-59
 Doug Camilli 1960-64
 John Purdin 1965, 1968-69
 Jim Hickman 1967
 Fred Norman 1970
 Bobby Darwin 1971
 Bruce Ellingsen 1972
 Dennis Lewallyn 1975-79
 Bob Welch 1978-87
 Glenn Hoffman 1987, 1998-05
 William Brennan 1988
 Ben Hines 1988-89
 Jim Gott 1990-94
 Dave Clark 1996
 Rick Gorecki 1997
 Wayne Kirby 1997
 Greg McMichael 1998
 Brett Tomko 2006-07
 Mariano Duncan 2007, 2009
 Ramon Ortiz 2010
 Jack Taschner 2010
 John Lindsey 2010
 Jamie Hoffmann 2011
 Chris Capuano 2012-13
 Jamie Romak 2014
 Kevin Correia 2014
 Brett Anderson 2015-16
 Cody Bellinger 2017-

36

Casey Stengel 1936
 Dykes Potter 1938
 Max Macon 1940
 Frenchy Bordagaray 1943
 Ed Stevens 1946-47
 Preston Ward 1948
 Chuck Connors 1949
 Don Newcombe 1949-51,
 1954-58
 Steve Bilko 1958
 Roy Gleason 1963
 Lefty Phillips 1965-68
 Gary Moore 1970
 Frank Robinson 1972
 Rick Rhoden 1974-78
 Pepe Frias 1980-81
 Steve Shirley 1982
 Jose Gonzalez 1985, 1988
 Matt Young 1987
 Jim Gott 1990
 Mike Morgan 1989-91
 Todd Benzinger 1992
 Ricky Tricek 1993
 Todd Williams 1995
 Noe Munoz 1995
 Scott Radinsky 1996-98
 Robinson Checo 1999
 Angel Peña 1999, 2001
 Omar Daal 2002
 Darlye Ward 2003
 Edwin Jackson 2003
 Jeff Weaver 2004-05
 Lance Carter 2006
 Greg Maddux 2006, 2008
 Roberto Hernandez 2007
 Danny Ardoin 2008
 Jeff Weaver 2009-10
 Blake Hawksworth 2011
 Matt Magill 2013-14
 Adam Liberatore 2015-18

37

Frenchy Bordagaray 1942
 Rube Melton 1946-47
 Johnny Van Cuyk 1948-49
 Jim Russell 1950-51
 Ed Roebuck 1955-58, 1960-63
 Babe Birrer 1958
 Gene Snyder 1959
 Nick Willithe 1964
 Mike Kekich 1965, 1968

Dick Egan1967
 Mike Strahler1970-72
 Henry Cruz1975-76
 Hank Webb1977
 Bobby Castillo1980-81, 1985
 Ben Hines1985-86, 1990-93
 Mike Davis1988
 Darren Dreifort1994-2005
 Rich Donnelly2006-07
 Tanyon Sturtze2008
 Charlie Haeger2009
 Carlos Monasterios2010
 Lance Cormier2011
 Dana Eveland2011
 Elian Herrera2012-13
 Mike Baxter2014
 Brandon Beachy2015
 Mike Freeman2017
 Charlie Culberson2017
 Brant Brown2018-

38

Tony Giuliani1941
 Chink Zachary1944
 Bob Ramazzotti1946
 Paul Minner1946, 1948-49
 Billy Loes1950
 Dick Williams1951-54, 1956
 Bob Darnell1954, 1956
 Jim Gentile1956
 Ron Negray1958
 Roger Craig1959-61
 Joe Moeller1962, 1964, 1966-68
 Jack Billingham1968
 Bill Buckner1969
 Sandy Vance1970-71
 Geoff Zahn1973-75
 Lance Rautzhan1978-79
 Dave Goltz1980-82
 Pat Zachry1983-84
 Michael J. Ramsey1985
 Craig Shipley1986-87
 Jose Gonzalez1989-91
 Steve Wilson1991-92
 Todd Worrell1993-97
 Dave Micki1998-99
 Claude Osteen1999-00
 Eric Gagne2001-06
 Rudy Seanez2007
 Ramon Troncoso2008-11
 Shawn Tolleson2012-13
 Brandon McCarthy2015-17

39

John Corriden1946
 Ed Chandler1947
Roy Campanella1948-57
 Ken Rowe1963
 Howie Reed1964-66

40

George Dockins1947
 Don Lund1947
 Clyde Sukeforth1947
 Erv Palica1948
 Bud Podbielan1949-52
 Walt Moryn1954-55
 Roger Craig1955-58
 Stan Williams1958-62
 Bill Singer1964-71
 Rex Hudson1974
 Brad Gulden1978
 Ron Roenicke1982-83
 Rick Honeycutt1983-87
 Mike Devereaux1987-88, 1998
 Billy Bean1989
 Barry Lyons1990-91
 Henry Rodriguez1994-95
 Willie Banks1995
 Rick Parker1995-96

Matt Luke1998
 Onan Masaoka2000
 Mike Trombley2001-02
 David Ross2002
 Steve Schmall2005
 Rick Honeycutt2006-

41

Harry Taylor1947-48
 Clem Labine1950-60
 Jim Golden1960-61
 Jack Smith1962
 Larry Miller1964
 Lou Johnson1965-67
 Ted Sizemore1969-70
 Steve Yeager1972
 Greg Shanahan1973-74
 Bobby Castillo1977-79
 Jerry Reuss1979-87
 Brad Havens1987-88
 Carlos Hernandez1990-94
 Reggie Williams1995
 John Cummings1995-96
 Tripp Cramer1997-98
 Jeff Shaw1998-01
 Odalis Perez2002
 Joe Thurston2002
 Chad Hermansen2003
 Brad Penny2004
 Mike Venafo2004
 Dioner Navarro2005-06
 Aaron Sele2006
 Chin-hui Tsao2007
 Jeff Pentland2008-11
 Rubby De La Rosa2011-12
 Peter Moylan2013
 Clint Robinson2014
 Chris Hatcher2015-17
 Daniel Hudson2018

42

George Jeffcoat1939
Jackie Robinson1947-56
 Ray Lamb1969

43

Johnny Van Cuyk1947
 Dan Bankhead1950-51
 Don Hoak1954-55
 Charlie Neal1956-61
 Willie Crawford1964-66, 1968
 Tom Hutton1966, 1969
 John Miller1969
 John Hale1974-77
 Rick Sutcliffe1978-81
 Jose Morales1982-84
 Ken Howell1984-88
 Dave Hansen1990-91
 Raul Mondesi1993-99
 Kevin Elster2000
 Andy Ashby2001-03
 Juan Encarnacion2004
 Yhency Brazoban2004-08
 Will Ohman2009
 Randy Wolf2009
 Ken Howell2010-13
 Brandon League2013-15
 Luis Avilan2015-17
 Pat Venditte2018

44

Gene Mauch1948
 Sam Narron1950
 Johnny Roseboro1959
 Dick Tracewski1962-65
 Alan Foster1967-70
 Al Downing1971-77
 Ron Washington1977
 Mickey Hatcher1979-80
 Ken Landreaux1981-87
 Jose Vizciano1989-90
 Darryl Strawberry1991-93

Mark Guthrie1996-98
 Rick Down1999-00
 Phil Hiatt2001
 Paul Shuey2002-04
 Jon Debus2005
 Takashi Saito2006-08
 A.J. Ellis2009
 Vicente Padilla2009-11
 Aaron Harang2012-13
 Chris Withrow2013-15
 Chin-hui Tsao2015
 Rich Hill2016-

45

Johnny Hall1948
 Ray Moore1952
 Johnny Podres1953-55, 1957
 Don Miles1958
 Art Fowler1959
 Pete Richert1962-63
 Nick Willhite1965-66
 Ken Boyer1968-69
 Jerry Stephenson1970
 Stan Wall1974-77
 Jim Lefebvre1978-79
 Jack Perconte1980-81
 Terry Whitfield1984-86
 Chris Gwynn1989
 Mike Huff1989
 Kevin Gross1991
 Pedro Martinez1992-93
 Al Osuna1994
 Jose Parra1995
 Jim Bruske1995-96
 Roger Cedeño1997-98
 Jeff Kubenka1999
 Adam Melhuse2000
 Mike Metcalfe2000
 Jeff Branson2000
 Jose Nuñez2001
 Dennis Springer2001
 Terry Mulholland2001-02
 Odalis Perez2002-06
 Elmer Dessens2006
 Scott Proctor2007-08
 Brent Leach2009
 Justin Miller2010
 Trey Hillman2011-13
 Carlos Triunfel2014
 Joe Wieland2015
 Chris Woodward2016-18

46

Ben Wade1952-54
 Don Bessent1955-58
 Pete Mikkelsen1969-72
 Juan Marichal1975
 Burt Hooton1975-84
 Ralph Bryant1985-87
 Jim Gott1990
 Mike Hartley1989-91
 Kevin Gross1992-94
 Rick Parker1995
 Kevin Tapani1995
 Rob Murphy1995
 Jim Bruske1995-96
 Nelson Liriano1997
 Jim Bruske1998
 Gary Rath1998
 Rick Wilkins1999
 Doug Bochtler1999
 Trevor Miller2000
 Hiram Bocachica2000-01
 Bruce Aven2001
 Paul Quantrill2002-03
 Rodney Myers2004
 Elmer Dessens2004-05
 Dave Jauss2006-07
 Bob Schaefer2008-10
 Russ Wittchen2011

Josh Wall2012-13
 Mike Bolsinger2015-16
 Josh Fields2016-

47

George Pfister1952
 Vicente Romo1968
 Andy Messersmith1973-75, 1979
 Candy Maldonado1981
 Greg Brock1982
 Larry White1983-84
 Jose Gonzalez1985-87
 Jesse Orosco1988, 2001-02
 Tom Goodwin1991-93
 Gary Woodney1994
 Jesus Martinez1996
 Trinidad Hubbard1998-99
 Shawn Gilbert2000
 Bruce Aven2000-01
 Wilson Alvarez2003-05
 Tim Hamulack2006
 Chad Moeller2007
 Cory Wade2008-09
 Jerry Sands2011
 Luis Cruz2012-13
 Ricky Nolasco2013
 Paul Maholm2014
 Howie Kendrick2015-16
 Trayce Thompson2017
 J.T. Chargois2018-

48

Andy Pafko1952
 Ray Moore1953
 Carmen Mauro1953
 Glen Mickens1953
 Karl Spooner1955
 Jim Fairry1973
 Doyle Alexander1971
 Rick Sutcliffe1976
 Dave Stewart1978, 1981-83
 Dennis Powell1985-86
 Ramon Martinez1988-98
 Jacob Brumfield1999
 Eric Gagne1999-00
 Jim Colborn2001-05
 Dan Warthen2006-07
 Ken Howell2008-09
 Russ Ortiz2010
 John Ely2010, 2012
 Javy Guerra2013
 Nick Buss2013
 Nick Tepesch2016
 Zach Walters2016
 Brock Stewart2016-

49

John Corriden1946
 Joe Black1952-55
 Chuck Templeton1956
 Bob Kennedy1957
 Rene Valdes1957
 Jose Peña1970
 Charles Hough1970-80, 1998-99
 Tom Niedenfuer1981-87
 Tim Belcher1987-91
 Tom Candiotti1992-97
 Frank Lanford1998
 Gary Rath1998
 Matt Herges1999-01
 Bryan Corey2002
 Luke Allen2002
 Bubba Crosby2003
 Scott Mullen2003
 Joe Thurston2003-04
 Cody Ross2005
 Willy Aybar2005-06
 Delwyn Young2006
 Brian Falkenberg2008
 Claudio Vargas2009

Travis Schlichting2009
 A.J. Ellis2008-09
 Charlie Haeger2010
 Travis Schlichting2010
 Trent Oeltjen2010-12
 Alex Castellanos2012-13
 Carlos Marmol2013
 Tim Hyers2016-17
 Zach Neal2018

50

Don Elston1957
 Dick Smith1965
 Bob O'Brien1971
 Eddie Solomon1973-75
 Ron Roenicke1981
 Jay Howell1988-92
 Steve Wilson1993
 Felix Rodriguez1995
 Antonio Osuna1995
 Mike Harkey1997
 Brad Clontz1998
 Will Brunson1998
 Pedro Borbon1999
 Chris Donnels2000-01
 Jolbert Cabrera2002
 Steve Colyer2003
 Duaner Sanchez2004-05
 Joel Guzman2006
 Eric Stults2006-09
 Jon Link2010
 Nathan Eovaldi2011-12
 Randy Choate2012
 Chuck Crim2013-15
 Casey Fien2016
 Brett Eibner2017
 Ryan Madson2018

51

Bert Hamric1955
 Larry Sherry1958-63
 Jeff Leonard1977
 Terry Forster1978-82
 Lemmie Miller1984-85
 Reggie Williams1985-86
 Brian Holton1985-88
 Jeff Fischer1989
 Dave Walsh1990
 Terry Wells1990
 Joey Eischen1995-96
 Adam Riggs1997
 Mel Rojas1999
 Mike Maddux1999
 Terry Adams2000-01
 Robert Ellis2002
 Tom Martin2003-04
 Jonathan Broxton2005-11
 Ronald Belisario2012-13
 Red Patterson2014
 Zach Lee2015
 Brock Stewart2016
 Carlos Ruiz2016
 Dylan Floro2018

52

Preston Ward1948
 Carroll Beringer1965-72
 Tommy Lasorda1973-76
 Myron White1978
 Steve Sax1981
 Cecil Espy1983
 Bill Madlock1985
 Balvino Galvez1986
 Tim Crews1987-92
 John DeSilva1993
 Brian Barnes1994
 Greg Hansell1995
 Mark Guthrie1995
 Darren Hall1996-98
 Adam Riggs1997
 Jamie Arnold1999-00
 Al Reyes2000-01

Chin-Feng Chen2002-04
 Brian Myrow2005
 Randy Wolf2007
 James McDonald2008-09
 George Sherrill2009-10
 Josh Lindblom2011-12
 Tim Federowicz2012
 John Valentin2013
 Pedro Báez2014

53

Don Drysdale 1956-69
 Tom Paciorek1970

54

Dixie Howell1955-56
 Bob Giallombardo1958
 Carl Warwick1961
 Bart Shirley1964, 1968
 Monty Basgall1973-86
 Tim Leary1988-89
 Mike Maddux1990
 Jim Poole1990
 John Candelaria1991-92
 Omar Daal1993-95
 Henry Blanco1997
 Chance Sanford1999
 Jeff Williams1999-02
 Troy Brohawn2003
 Jose Flores2004
 Mike Rose2005
 Cody Ross2006
 Giovanni Carrara2006
 D.J. Houlton2007
 Clayton Kershaw2008
 Jason Johnson2008
 Ronald Belisario2009-10, 13
 Javy Guerra2011-12
 Chris Perez2014
 David Huff2015
 Jim Johnson2015
 Josh Bard2016
 Sergio Romo2017
 Tony Cingrani2017

55

Jackie Collum1957-58
 Ron Fairly1958
 Sergio Robles1976
 Orel Hershiser1983-94, 2000
 Wayne Kirby1996
 Rick Gorecki1997
 Onan Masaoka1999
 Giovanni Carrara2001-02, 2004-05
 Alfredo Gonzalez2003
 Koyie Hill2003
 Russell Martin2006-10
 Matt Guerrier2011-13
 Skip Schumaker2013
 Roberto Hernandez2014
 Mat Latos2015
 Joe Blanton2016

56

Roy Campanella1948
 Rafael Landestoy1977
 Dave Patterson1979
 Rich Rodas1983-84
 Mike Munoz1989-90
 Mike Christopher1991
 Pedro Astacio1992-97
 Carey Ingram1997
 Eric Weaver1998
 Robinson Checo1999
 Mike Fetters2000-01
 Dennis Springer2001-02
 Jim Riggelman2003-04
 Derek Thompson2005
 Hong-Chih Kuo2005-11
 Michael Antonini2012
 Joe Blanton2012

J.P. Howell2013-16
 Josh Bard2017
 Daniel Corcino2018

57

Rafael Landestoy1977
 Pedro Guerrero1978-80
 Steve Howe1980-85
 Stu Pederson1985
 Shawn Hillegas1987-88
 John Wetteland1989-91
 Kip Gross1992-93
 Rod Nichols1993
 Rudy Seanez1994-95
 Dennis Reyes1997-98
 Brian Bohanon1998
 Luke Prokopec2000-01
 Victor Alvarez2002-03
 Scott Stewart2004
 Franquelis Osoria2005-06
 Eric Hull2007
 Luis Maza2008
 Scott Elbert2008-14
 Alex Wood2015-18

58

Joe Pignatano1957-60
 Mark Cresse1974-98
 Sean Maloney1998
 Kevin Beirne2002
 Rodney Myers2003
 Brian Falkenberg2004
 Edwin Jackson2005
 Chad Billingsley2006-14
 Ian Thomas2015
 Jesse Chavez2016
 Edward Paredes2017-18
 Rocky Gale2018

59

Steve Shirley1982
 Ray Searage1989-90
 Ismael Valdes1994-00
 McKay Christensen2001
 Guillermo Mota2002-04, 2009
 Kelly Wunsch2005
 Travis Schlichting2010
 Stephen Fife2012-14
 Eric Surkamp2015
 Ronald Torreyes2015
 Chin-hui Tsao2016
 Fabio Castillo2017
 Zac Rosscup2018

60

John DeSilva1993
 Eddie Pye1994
 Juan Castro1995-96
 Mike Judd1997-00
 Masao Kida2003-04
 Chin-lung Hu2007-10
 Todd Coffey2012
 Jose Dominguez2013-14
 Andrew Toles2016

61

Earl Robinson1958
 Chan Ho Park1994-2001, 2008
 Josh Beckett2012-14
 Alex Verdugo2017

62

Oreste Marrero1996
 Mike Metcalfe1998
 Joel Peralta2015
 Wilmer Font2017-18
 Eric Goeddell2018

63

Angel Peña1998-99
 Jonathan Meloan2007
 Yimi Garcia2014

64

Jerry Brooks1993
 Paul Lo Duca1998
 Brian Falkenberg2004
 Daniel Coulombe2014-15
 Walker Buehler2017
 Caleb Ferguson2018

65

Jose Parra1995
 Joc Pederson2014
 Austin Barnes2015-16
 Kyle Farmer2017

66

Todd Williams1995
 Paul Konerko1997
 Norihiro Nakamura2005
 Mike MacDougal2011-12
 Yasiel Puig2013-18

67

Will Brunson1998
 Jeff Kubenka1998-99
 Louis Coleman2016
 O'Koyea Dickson2017

68

Ron Roenicke1992-93
 Ross Stripling2016

70

Damon Hollins1998
 Onan Masaoka1999
 Tim Locastro2017-18

71

Josh Ravin2015-17

72

Miguel Rojas2014

74

Kenley Jansen2010

75

Alan Mills1999-00
 Paco Rodriguez2012-15
 Grant Dayton2016-17
 Scott Alexander2018

76

Duaner Sanchez2004
 Matt West2015

77

Joe Medwick1940-41
 Charlie Dressen1940
 Carlos Frias2014-16
 Dennis Santana2018

87

Jose De Leon2016

88

John Axford2018

97

Joe Beimel2006-08

98

Onelki Garcia2013

99

Manny Ramirez2008-10
 Hyun-Jin Ryu2013-

All-Time Los Angeles Dodger Trades

- 1958**
 June 15 Acquired Steve Bilko (1B) and Johnny Klippstein (P) from the Cincinnati Reds for Don Newcombe (P)
 Aug 4 Sold Randy Jackson (3B) to the Cleveland Indians
 Dec 4 Acquired Wally Moon (OF) and Phil Paine (P) from the St. Louis Cardinals for Gino Cimoli (OF)
 Dec 23 Acquired Rip Repulski (OF), Jim Golden (P) and Gene Snyder (P) from the Philadelphia Phillies for Sparky Anderson (2B)
- 1959**
 June 15 Acquired Chuck Essegian (OF) and Lloyd Merritt (P) from St. Louis Cardinals for Dick Gray (3B)
- 1960**
 April 5 Acquired Gordie Windhorn (OF) and Dick Sanders (1B) from the New York Yankees for Fred Kipp (P)
 April 8 Acquired Ron Perranoski (P), John Goryl (3B), Lee Handley (OF) and cash from the Chicago Cubs for Don Zimmer (3B)
 April 11 Sold Johnny Klippstein (P) to the Cleveland Indians
 May 6 Acquired Nels Chittum (P) from the Boston Red Sox for Rip Repulski (OF)
 May 7 Acquired Gail Harris (1B) from the Detroit Tigers for Sandy Amoros (OF)
 June 15 Acquired Jim Donohue (P) from the St. Louis Cardinals for John Glenn (OF)
 June 15 Acquired Ray Semproch (P) and cash from the Detroit Tigers for Clem Labine (P)
 Dec 15 Sold Earl Robinson (OF) to the Baltimore Orioles
 Dec 16 Sold Danny McDevitt (P) to the New York Yankees
- 1961**
 Jan 31 Sold Joe Pignatano (P) to the Kansas City Athletics
 March 30 Acquired Howie Reed (P) and cash from the Kansas City Athletics for Ed Rakow (P)
 May 4 Acquired Dick Farrell (P) and Joe Koppe (SS) from the Philadelphia Phillies for Don Demeter (OF) and Charley Smith (3B)
 May 30 Acquired Daryl Spencer (SS) from the St. Louis Cardinals for Bob Lillis (SS) and Carl Warwick (OF)
 Dec 15 Acquired Lee Walls (OF) and cash from the New York Mets for Charlie Neal (2B)
- 1962**
 March 24 Acquired Andy Carey (3B) from the Chicago White Sox for Ramon Conde (IF) and Jim Koranda (1B)
 Oct 11 Sold Norm Sherry (C) to the New York Mets
 Oct 11 Sold Dick Smith (OF) to the New York Mets
 Nov 26 Acquired Bill Skowron (1B) from the New York Yankees for Stan Williams (P)
 Nov 30 Acquired Bob Miller (P) from the New York Mets for Tim Harkness (1B) and Larry Burright (2B)
- 1963**
 Jan 24 Acquired Don Zimmer (3B) from the Cincinnati Reds for Scott Breeden (P)
 April 1 Sold Duke Snider (OF) to the New York Mets
 June 24 Sold Don Zimmer (3B) to the Washington Senators
 July 20 Acquired Marve Breeding (2B) from the Washington Senators for Ed Roebuck (P)
 Oct 14 Sold Mike Brumley (C) to the Washington Senators
 Dec 6 Sold Bill Skowron (1B) to the Washington Senators
 Dec 13 Acquired Jim Brewer (P) and Cuno Barragan (C) from the Chicago Cubs for Dick Scott (P)
- 1964**
 April 9 Acquired Lou Johnson (OF) and cash from the Detroit Tigers for Larry Sherry (P)
 Sept 10 Sold Ken Rowe (P) to the Baltimore Orioles
 Oct 15 Sold Nick Willhite (P) to the Washington Senators
 Oct 15 Acquired Dick Smith (OF) from the New York Mets for Larry Miller (P)
 Nov 30 Sold Doug Camilli (C) to the Washington Senators
 Dec 4 Acquired Claude Osteen (P), John Kennedy (SS) and cash from the Washington Senators for Frank Howard (OF), Phil Ortega (P), Pete Richert (P) and Dick Nen (1B)
- 1965**
 May 11 Acquired Nick Willhite (P) from the Washington Senators for cash
 May 15 Acquired Phil Regan (P) from the Detroit Tigers for Dick Tracewski (SS)
- 1966**
 May 10 Sold Johnny Podres (P) to the Detroit Tigers
 May 27 Acquired Dick Egan (P) from the California Angels for Howie Reed (P)
 Sept 10 Acquired Dick Schofield (SS) from the New York Yankees for Thad Tillotson (P) and cash
 Nov 29 Acquired Ron Hunt (2B) and Jim Hickman (OF) from the New York Mets for Tommy Davis (OF) and Derrell Griffith (IF)
 Dec 1 Acquired Bob Bailey (3B-OF) and Gene Michael (SS) from the Pittsburgh Pirates for Maury Wills (SS)
 Dec 15 Acquired Bob Lee (P) from the California Angels for Nick Willhite (P)
- 1967**
 April 3 Acquired Jack Cullen (P), John Miller (OF) and cash from the New York Yankees for John Kennedy (3B)
 May 10 Acquired Len Gabrielson (1B) from the California Angels for Johnny Werhas (IF)
 May 31 Sold Bob Lee (P) to the Cincinnati Reds
 Nov 28 Acquired Mudcat Grant (P) and Zoilo Versalles (SS) from the Minnesota Twins for John Roseboro (C), Ron Perranoski (P) and Bob Miller (P)
 Nov 30 Sold Gene Michael (SS) to the New York Yankees
 Nov 30 Acquired Paul Popovich (2B) from the Chicago Cubs for Lou Johnson (OF)
- 1968**
 Feb 13 Acquired Tom Haller (C) and Frank Kasmata (P) from the San Francisco Giants for Ron Hunt (2B) and Nate Oliver (2B)
 March 26 Acquired Rocky Colavito (OF) from the Chicago White Sox for cash
 April 3 Acquired Hank Aguirre (P) from the Detroit Tigers for cash
 April 23 Acquired Ted Savage (OF) and Jim Ellis (P) from the Chicago Cubs for Jim Hickman (OF) and Phil Regan (P)
 Oct 21 Sold Bob Bailey (3B) to the Montreal Expos
 Oct 21 Acquired Pete Mikkelsen (P) from the St. Louis Cardinals for cash
 Dec 4 Acquired Andy Kosco (OF) from the New York Yankees for Mike Kekich (P)
 Dec 5 Acquired two minor leaguers from the Kansas City Royals for Jim Campanis (C)
- 1969**
 March 30 Acquired Jimmie Schaffer (C) from the Cincinnati Reds for Ted Savage (OF)
 April 17 Acquired Al McBean (P) from the San Diego Padres for Tommy Dean (SS) and Leon Everitt (P)
 June 11 Acquired Maury Wills (SS) and Manny Mota (OF) from the Montreal Expos for Ron Fairly (OF-1B) and Paul Popovich (IF)
 Aug 15 Acquired Jim Bunning (P) from the Pittsburgh Pirates for Ron Mitchell (OF), Chuck Coggin (IF) and cash
 Sept 1 Acquired Jack Jenkins (P) from the Washington Senators for cash



"Sweet" Lou Johnson

All-Time Los Angeles Dodger Trades

1970

Sept 28 Sold Fred Norman (P) to the St. Louis Cardinals
 Oct 5 Acquired Richie Allen (1B) from the St. Louis Cardinals for Ted Sizemore (2B) and Bob Stinson (C)
 Dec 11 Acquired Duke Sims (C) from the Cleveland Indians for Alan Foster (P) and Ray Lamb (P)

1971

Feb 10 Acquired Al Downing (P) from the Milwaukee Brewers for Andy Kosco (OF)
 March 13 Sold Jeff Torborg (C) to the California Angels
 Oct 21 Acquired Larry Hise (OF) from the Philadelphia Phillies for Tom Hutton (1B)
 Oct 22 Acquired Paul Powell (OF) from the Minnesota Twins for Bobby Darwin (OF)
 Dec 2 Acquired Frank Robinson (OF) and Pete Richert (P) from the Baltimore Orioles for Doyle Alexander (P), Bob O'Brien (P), Sergio Robles (C) and Royle Stillman (1B)
 Dec 2 Acquired Tommy John (P) and Steve Huntz (IF) from the Chicago White Sox for Richie Allen (1B)
 Dec 2 Acquired Bernie Beckman (P) and cash from the Detroit Tigers for Tom Haller (C)
 Dec 17 Acquired Chris Cannizzaro (C) from the Chicago Cubs for cash

1972

March 27 Sold Bill Sudakis (3B) to the New York Mets
 April 14 Acquired Dick Dietz (C) from the San Francisco Giants for cash
 Oct 26 Acquired Rudy Arroyo (P) and Greg Milliken (P) from the St. Louis Cardinals for Larry Hise (OF)
 Nov 28 Acquired Andy Messersmith (P) and Ken McMullen (3B) from the California Angels for Frank Robinson (OF), Bill Singer (P), Mike Strahler (P), Billy Grabarkewitz (IF) and Bobby Valentine (OF)

1973

March 26 Acquired George Culver (P) from the Houston Astros for cash
 March 27 Sold Dick Dietz (C) to the Atlanta Braves
 April 24 Sold Tim Johnson (SS) to the Milwaukee Brewers
 Aug 10 Sold George Culver (P) to the Philadelphia Phillies
 Oct 27 Acquired Rick Auerbach (SS) from the Milwaukee Brewers for cash
 Dec 5 Acquired Mike Marshall (P) from the Montreal Expos for Willie Davis (OF)
 Dec 5 Acquired Tommie Agee (OF) from the St. Louis Cardinals for Pete Richert (P)
 Dec 6 Acquired Jimmy Wynn (OF) from the Houston Astros for Claude Osteen (P) and Dave Culpepper (P)

1974

April 3 Acquired Pedro Guerrero (IF) from the Cleveland Indians for Bruce Ellingsen (P)
 July 11 Acquired Gail Hopkins (1B) from the San Diego Padres for cash

1975

Jan 29 Sold Von Joshua (OF) to the San Francisco Giants
 May 2 Acquired Burt Hooton (P) from the Chicago Cubs for Geoff Zahn (P) and Eddie Solomon (P)
 July 15 Sold Jim Brewer (P) to the California Angels
 Nov 17 Acquired Dusty Baker (OF) and Ed Goodson (1B) from the Atlanta Braves for Jimmy Wynn (OF), Tom Paciorek (OF), Lee Lacy (OF) and Jerry Royster (IF)

1976

March 2 Acquired Ted Sizemore (2B) from the St. Louis Cardinals for Willie Crawford (OF)
 March 31 Acquired Ellie Rodriguez (C) from the California Angels for Jesus Alvarez (OF) and cash
 June 15 Acquired Reggie Smith (OF) from the St. Louis Cardinals for Joe Ferguson (C), Bob Detherage (OF) and Fred Tisdale (P)
 June 23 Acquired Elias Sosa (P) and Lee Lacy (OF) from the Atlanta Braves for Mike Marshall (P)
 Dec 20 Acquired Johnny Oates (C) and Quincy Hill (P) from the Philadelphia Phillies for Ted Sizemore (IF)

1977

Jan 11 Acquired Rick Monday (OF) and Mike Garman (P) from the Chicago Cubs for Bill Buckner (1B), Ivan DeJesus (SS) and Jeff Albert (P)
 Feb 7 Acquired Hank Webb (P) and Dick Sanders (P) from the New York Mets for Rick Auerbach (SS)
 Sept 2 Sold John Hale (OF) to the Toronto Blue Jays
 Sept 2 Sold Henry Cruz (OF) to the Chicago White Sox
 Sept 8 Sold Kevin Pasley (C) to the Seattle Mariners
 Nov 23 Sold Dennis Lewallyn (P) to the Minnesota Twins

1978

Jan 31 Sold Elias Sosa (P) to the Pittsburgh Pirates
 May 17 Acquired Billy North (OF) from the Oakland Athletics for Glenn Burke (OF)
 May 20 Acquired Larry Landreth (P) and Gerald Hannahs (P) from the Montreal Expos for Mike Garman (P)
 July 1 Acquired Joe Ferguson (OF) and cash from the Houston Astros for Rafael Landestoy (SS) and Jeff Leonard

1979

Feb 15 Acquired Gary Thomasson (OF) from the New York Yankees for Brad Gulden (C)
 April 7 Acquired Jerry Reuss (P) from the Pittsburgh Pirates for Rick Rhoden (P)
 May 11 Sold Lance Rautzhan (P) to the Milwaukee Brewers
 May 11 Acquired Lerrin LaGrow (P) from the Chicago White Sox for cash
 Dec 3 Sold Von Joshua (OF) to the San Diego Padres

1980


July 11 Sold Charlie Hough (P) to the Texas Rangers
 Sept 13 Acquired Dennis Lewallyn (P) from the Texas Rangers for Pepe Frias (SS)

1981

March 30 Acquired Ken Landreaux (OF) from the Minnesota Twins for Mickey Hatcher (OF) and Matt Reeves (P)
 Dec 9 Acquired Jorge Orta (OF), Larry White (P) and Jack Fimple (C) from the Cleveland Indians for Rick Sutcliffe (P) and Jack Perconte (2B)


1982

Jan 6 Acquired Paul Voigt (P) and Scotti Madison (C) from the Minnesota Twins for Bobby Castillo (P) and Bobby Mitchell (OF)
 Feb 8 Acquired Lance Hudson (2B) from the Oakland Athletics for Davey Lopes (2B)
 March 30 Acquired Bert Geiger (P) and Cecil Epsy (OF) from Chicago White Sox for Rudy Law (OF)
 April 28 Acquired Jose Morales (C) from the Baltimore Orioles for Leo Hernandez (3B)
 Oct 15 Sold Ted Power (P) to the Cincinnati Reds
 Dec 28 Acquired Pat Zachary (P) from the New York Mets for Jorge Orta (OF)



Dusty Baker

All-Time Los Angeles Dodger Trades

1983			
Jan 20	Acquired Vance Lovelace (P) and Dan Cataline (OF) from the Chicago Cubs for Ron Cey (3B)		
March 28	Acquired Ivan Mesa (SS) from the Minnesota Twins for Tack Wilson (OF)		
March 29	Acquired Steve Walker (P), Jody Johnston (P) and cash from the New York Mets for Mark Bradley (OF)		
May 9	Acquired Rafael Landestoy (IF) from the Cincinnati Reds for Brett Wise (P) and John Franco (P)		
Aug 19	Acquired Rick Honeycutt (P) from the Texas Rangers for Dave Stewart (P), Ricky Wright (P) and cash		
Dec 7	Acquired Joe Szenieley (C), Jose Torres (P) and John Serritella (P) from the Kansas City Royals for Joe Beckwith (P)		
Dec 8	Acquired Carlos Diaz (P) and Bob Bailor (IF/OF) from the New York Mets for Sid Fernandez (P)		
1985			
Feb 4	Acquired Al Oliver (IF) from the Philadelphia Phillies for Pay Zachry (P)		
July 9	Acquired Len Matuszek (IF) from the Toronto Blue Jays for Al Oliver (IF)		
July 10	Acquired Enos Cabell (IF) from the Houston Astros for German Rivera (3B) and Rafael Montalvo (P)		
Aug 31	Acquired Bill Madlock (IF) from the Pittsburgh Pirates for R.J. Reynolds (OF), Sid Bream (1B) and Cecil Espy (IF)		
Dec 11	Acquired Alex Trevino (C) from the San Francisco Giants for Candy Maldonado (OF)		
Dec 11	Acquired Ed Vande Berg (P) from the Seattle Mariners for Steve Yeager (C)		
1986			
Dec 10	Acquired Matt Young (P) from the Seattle Mariners for Dennis Powell (P) and Mike Watters (IF)		
Dec 10	Acquired Tim Leary (P) and Tim Crews (P) from the Milwaukee Brewers for Greg Brock (1B)		
1987			
May 6	Acquired Orlando Mercado (C) and Brad Havens (P) from the Detroit Tigers for Balvino Galvez (P)		
May 22	Acquired John Shelby (OF) and Brad Havens (P) from the Baltimore Orioles for Tom Niedenfuer (P)		
June 19	Acquired Phil Garner (IF) from the Houston Astros for Jeff Edwards (P)		
June 23	Acquired Bill Krueger (P) from the Oakland A's for Tim Meeks (P)		
Aug 17	Acquired Glenn Hoffman (IF) from the Boston Red Sox for Billy Bartels (P)		
Aug 29	Acquired Tim Belcher (P) from the Oakland A's for Rick Honeycutt (P)		
Sept 21	Acquired Mike Sharperson (IF) from the Toronto Blue Jays for Juan Guzman (P)		
Dec 11	Acquired Alfredo Griffin (IF), Jay Howell (P), and Jesse Orosco (P) in a three-team deal with the Oakland A's and the New York Mets for Bob Welch (P), Jack Savage (P) and Matt Young (P)		
1988			
April 1	Acquired John Gibbons (C) from the New York Mets for Craig Shipley (IF)		
Aug 16	Acquired John Tudor (P) from the St. Louis Cardinals for Pedro Guerrero (OF)		
Aug 31	Acquired Ricky Horton (P) from the Chicago White Sox for Shawn Hillegas (P)		
Oct 3	Acquired Jim Neidlinger (P) from the Pittsburgh Pirates for Bill Krueger (P)		
Dec 4	Acquired Eddie Murray (1B) from the Baltimore Orioles for Juan Bell (IF), Brain Holton (P), and Ken Howell (P)		
1989			
March 11	Acquired Mike Morgan (P) from the Baltimore Orioles for Mike Devereaux (OF)		
July 18	Acquired Kal Daniels (OF) and Lenny Harris (IF) from the Cincinnati Reds for Mariano Duncan (IF) and Tim Leary (P)		
July 18	Acquired Billy Bean (OF) from the Detroit Tigers for Domingo Michel (1B) and Steve Green (OF)		
Nov 9	Acquired Jeff Bittiger (P) from the Chicago White Sox for Tracy Woodson (IF)		
Dec 20	Acquired Juan Samuel (IF) from the New York Mets for Mike Marshall (OF) and Alejandro Peña (P)		
1990			
April 1	Acquired Terry Wells (P) from the Houston Astros for Franklin Stubbs (1B/OF)		
May 13	Acquired Stan Javier (OF) from the Oakland A's for Willie Randolph (2B)		
Sept 13	Acquired Dennis Cook (P) from the Philadelphia Phillies for Darrin Fletcher (C)		
Oct 1	Acquired Mike Wilkins (P) from the Detroit Tigers for Mike Muñoz (P)		
Dec 14	Acquired Greg Smith (IF) from the Chicago Cubs for Jose Vizcaino (IF)		
Dec 15	Acquired Bob Ojeda (P) and Greg Hansell (P) from the New York Mets for Hubie Brooks (OF)		
Dec 20	Acquired Bert Heffernan (C) from the Milwaukee Brewers for Darren Holmes (P)		
Dec 29	Acquired David Lynch (P) and Steve Allen (P) from the Texas Rangers for Jim Poole (P)		
1991			
July 3	Acquired Mitch Webster (OF) from the Pittsburgh Pirates for Jose Gonzalez (OF)		
July 31	Acquired Roger McDowell (P) from the Philadelphia Phillies for Mike Hartley (P) and Braulio Castillo (OF)		
Sept 6	Acquired Steve Wilson (P) from the Chicago Cubs for Jeff Hartsock (P)		
Nov 27	Acquired Eric Davis (OF) and Kip Gross (P) from the Cincinnati Reds for Tim Belcher (P) and John Wetteland (P)		
Dec 11	Acquired Rudy Seanez (P) from the Cleveland Indians for Dennis Cook (P) and Mike Christopher (P)		
Dec 11	Acquired Todd Benzinger (IF) from the Kansas City Royals for Chris Gwynn (OF) and Domingo Mota (IF)		
1992			
June 27	Acquired Mike Sodders (P) from the Chicago Cubs for Kal Daniels (OF)		
July 2	Acquired Steve Searcy (P) and Julio Peguero (OF) from the Philadelphia Phillies for Stan Javier (OF)		
Nov 17	Acquired Jody Reed (IF) from the Colorado Rockies for Rudy Seanez (P)		
Dec 24	Acquired Tim Wallach (IF) from the Montreal Expos for Tim Barker (IF)		
1993			
Sept 7	Acquired John DeSilva (P) from the Detroit Tigers for Eric Davis (OF)		
Nov 17	Acquired Delino DeShields (2B) from the Montreal Expos for Pedro Martinez (P)		
Dec 27	Acquired Ron Coomer (3B) from the Chicago White Sox for Isidro Marquez (P)		
1994			
March 28	Acquired Al Osuna (P) from the Houston Astros for James Daspit (P)		
June 16	Acquired Brian Barnes (P) from the Cleveland Indians for Eddie Lantigua (IF)		
1995			
May 23	Acquired Joey Eischen (P) and Roberto Kelly (OF) from the Montreal Expos for Henry Rodriguez (OF) and Jeff Treadway (IF)		
June 9	Acquired Kris Foster (P) from the Montreal Expos for Rafael Bournigal (IF)		
June 19	Acquired Willie Banks (P) from the Chicago Cubs for Dax Winslett (P)		
July 31	Acquired Mark Guthrie (P) and Kevin Tapani (P) from the Minnesota Twins for Greg Hansell (P), Jose Parra (P) and Ron Coomer (IF)		
Aug 18	Acquired Brett Butler (OF) from the New York Mets for Scott Hunter (OF) and Dwight Maness (OF)		
Nov 29	Acquired Mike Blowers (3B) from the Seattle Mariners for Miguel Cairo (IF) and Willie Otanez (IF)		
Dec 15	Acquired Rick Clelland (P) from the Montreal Expos for Omar Daal (P)		
Dec 17	Acquired Billy Brewer (P) from Kansas City for Jose Offerman (INF)		

Eddie Murray

All-Time Los Angeles Dodger Trades

1996

July 31 Acquired Chad Curtis (OF) from the Detroit Tigers for Joey Eischen (P) and John Cummings (P)
 Aug 31 Acquired Dave Clark (OF) from the Pittsburgh Pirates for Carl South
 Dec 9 Acquired Jeff Berblinger (IF) from the Detroit Tigers for Deivi Cruz and Juan Hernaiz

1997

Aug 9 Acquired Hal Garrett (P) from the Pittsburgh Pirates for Eddie Williams (IF)
 Aug 12 Acquired Otis Nixon (OF) from the Toronto Blue Jays for Bobby Cripps
 Aug 18 Acquired Eric Young (IF) from the Colorado Rockies for Pedro Astacio (P)
 Aug 27 Acquired Darren Lewis (OF) from the Chicago White Sox for Chad Fonville (IF)

1998

May 15 Acquired Bobby Bonilla (IF), Jim Eisenreich (OF), Charles Johnson (C), Gary Sheffield (OF), and Manuel Barrios (RHP) from the Florida Marlins for Mike Piazza (C), and Todd Zeile (IF)
 June 4 Acquired Dave Milicki (P) and Greg McMichael (P) from the New York Mets for Hideo Nomo (P) and Brad Clontz (P)
 July 4 Acquired Jeff Shaw (P) from the Cincinnati Reds for Paul Konerko (IF) and Dennis Reyes (P)
 July 10 Acquired Brian Bohanon (P) from the New York Mets for Greg McMichael (P)
 July 23 Acquired Widd Workman (P) from the San Diego Padres for Jim Bruske (P)
 July 31 Acquired Mark Grudzielanek (IF), Carlos Perez (P), and Hiram Bocachica (IF) from the Montreal Expos for Wilton Guerrero (IF), Ted Lilly (P), Peter Bergeron (OF) and Jonathon Tucker (IF)
 Oct 12 Acquired Scott Prouty (P) from the Seattle Mariners for Eric Weaver (P)
 Nov 11 Acquired Mel Rojas (P) from the New York Mets for Bobby Bonilla (IF)
 Dec 1 Acquired Todd Hundley (C) and Arnold Gooch (P) from the New York Mets for Charles Johnson (C) and Roger Cedeño (OF)

1999

Jan 12 Acquired Joe Sutton (C) from the Chicago White Sox for Darren Hall (P)
 April 16 Acquired Robinson Checo (P), Apostol Garcia (P) and Rick Roberts from the Detroit Tigers for Dave Milicki (P) and Mel Rojas (P)
 May 19 Acquired Doug Bochtler (P) from the Toronto Blue Jays for cash
 Nov 8 Acquired Shawn Green (OF) and Jorge Nuñez (IF) from the Toronto Blue Jays for Raul Mondesi (OF) and Pedro Borbon (P)
 Dec 12 Acquired Terry Adams (P), Chad Ricketts (P) and Brian Stephenson (P) from the Chicago Cubs for Ismael Valdes (P) and Eric Young (IF)

2000

April 1 Acquired Kenny Lutz from the Cincinnati Reds for Juan Castro (IF)
 June 13 Acquired Al Reyes (P) from the Baltimore Orioles for Alan Mills (P)
 June 20 Acquired Jim Leyritz (C/OF) from the New York Yankees for Jose Vizcaino (IF)
 July 26 Acquired Ismael Valdez (P) from the Chicago Cubs for Jamie Arnold (P) and Jorge Piedra (IF/OF)
 July 31 Acquired Tom Goodwin (OF) from the Colorado Rockies for Todd Hollandsworth (OF), Randy Dorame (P) and Kevin Gibbs (OF)
 Aug 6 Acquired Bruce Aven (OF) from the Pittsburgh Pirates for cash

2001

Feb 25 Acquired Marquis Crissom (OF) and Ruddy Lugo (P) from the Milwaukee Brewers for Devon White (OF)
 March 18 Acquired Gary Majewski (P), Andre Simpson (P), and Orlando Rodriguez (P) from the Chicago White Sox for Antonio Osuna (P) and Carlos Ortega (P)

March 28

Traded Mike Judd (P) to the Tampa Bay Devil Rays for a player to be named later
 July 13 Acquired McKay Christensen (OF) from the Chicago White Sox for Wade Parrish (P)
 July 26 Acquired James Baldwin (P) and cash from the Chicago White Sox for Jeff Barry (OF), Gary Majewski (P) and Onan Masaoka (P)
 July 31 Acquired Terry Mulholland (P) from the Pittsburgh Pirates for Adrian Burnside (P) and Mike Fetters (P)
 July 31 Acquired Mike Trombley (P) from the Baltimore Orioles for Kris Foster (P) and Geronimo Gil (C)
 Nov 9 Acquired Omar Daal (P) from the Philadelphia Phillies for Jesus Cordero (P) and Eric Junge (P)
 Dec 13 Acquired Cesar Izturis (IF) and Paul Quantrill (P) from the Toronto Blue Jays for Luke Prokopec (P) and Chad Ricketts (P)
 Dec 21 Acquired Dave Roberts (OF) from the Cleveland Indians for Christian Bridenbaugh (P) and Nial Hughes

2002

Jan 15 Acquired Andrew Brown (P), Odalis Perez (P) and Brian Jordan (OF) from the Atlanta Braves for Gary Sheffield (OF)
 March 23 Acquired Guillermo Mota (P) and Wilkin Ruan (OF) from the Montreal Expos for Matt Herges (P) and Jorge Nuñez (IF)
 July 22 Acquired Jobert Cabrera (IF/OF) from the Cleveland Indians for Lance Caraccioli (P)
 July 23 Acquired Tyler Houston (IF) and Brian Mallette (P) from the Milwaukee Brewers for Ben Diggins (P) and Shane Nance (P)
 July 25 Acquired Tom Farmer (P) and Jason Frasor (P) from the Detroit Tigers for Hiram Bocachica (IF/OF)
 July 28 Acquired Paul Shuey (P) from the Cleveland Indians for Francisco Cruzeta (P), Terry Mulholland (P) and Ricardo Rodriguez (P)
 Dec 4 Acquired Todd Hundley (C) and Chad Hermansen (OF) from the Chicago Cubs for Mark Grudzielanek (IF) and Eric Karros (1B)
 Dec 16 Acquired Derek Thompson (P) from the Chicago Cubs for cash

2003

Jan 25 Acquired Daryle Ward (OF) from the Houston Astros for Ruddy Lugo (P)
 Jan 27 Acquired Jason Romano (IF/OF) from the Colorado Rockies for Luke Allen (OF)
 July 14 Acquired Jeromy Burnitz (OF) from the New York Mets for Jose S. Diaz (P), Victor Diaz (IF) and Kole Strayhorn (P)
 July 31 Acquired Robin Ventura (IF) from the New York Yankees for Bubba Crosby (OF) and Scott Proctor (P)
 Dec 13 Acquired Jeff Weaver (P), Yhency Brazoban (P) and Brandon Weeden (P) from the New York Yankees for Kevin Brown (P) and cash

2004

March 29 Acquired Jason Grabowski (OF) from the Oakland Athletics for cash
 March 30 Acquired Jayson Werth (OF) from the Toronto Blue Jays for Jason Frasor (P)
 April 1 Acquired Cody Ross (OF) from the Detroit Tigers for Steve Colyer (P) and cash considerations.
 April 3 Acquired Aaron Looper (P) and Ryan Ketchner (P) from the Seattle Mariners for Jolbert Cabrera (IF)
 April 3 Acquired Antonio Perez (IF) from the Tampa Bay Devil Rays for Jason Romano (OF)
 April 4 Acquired Milton Bradley (OF) from the Cleveland Indians for Franklin Gutierrez (OF) and Andrew Brown (P)
 July 30 Acquired Brad Penny (P), Hee-Seop Choi (IF) and Bill Murphy (P) from the Florida Marlins for Guillermo Mota (P), Paul Lu DuCa (C) and Juan Encarnacion (OF)
 July 31 Acquired Matt Merricks (P) from the Atlanta Braves for Tom Martin (P)
 July 31 Acquired Brent Mayne (C) and Steve Finley (OF) from the Arizona Diamondbacks for Bill Murphy (P), Koyie Kill (C) and Reggie Abercrombie (OF)
 July 31 Acquired Henri Stanley (OF) from the Boston Red Sox for Dave Roberts (OF)
 Aug 19 Acquired Elmer Dessens (P) and cash from the Arizona Diamondbacks for Jereme Milons (OF)

2005

Jan. 11 Acquired Dioner Navarro (C), William Juarez (P), Dan Muegge (P) and Beltran Perez (P) from Arizona for Shawn Green (OF) and cash
 March 20 Acquired Jason Phillips (C) from the New York Mets for Kazuhisa Ishii (P)



Brett Butler

All-Time Los Angeles Dodger Trades

- March 30 Traded David Ross (C) to the Pittsburgh Pirates for cash considerations.
 Aug. 9 Acquired Jose Cruz Jr. (OF) from the Boston Red Sox for a player to be named later (Tony Schragel, IF)
 Dec 13 Acquired Andre Ethier (OF) from the Oakland Athletics for Milton Bradley (OF) and Antonio Perez (IF)
- 2006**
 Jan 4 Acquired Jae Seo (P) and Tim Hamulack (P) from the New York Mets for Duane Sanchez (P) and Steve Schmall (P)
 Jan 14 Acquired Darys Baez (P) and Lance Carter (P) from the Tampa Bay Devil Rays for Edwin Jackson (P) and Chuck Tiffany (P)
 April 24 Acquired a player to be named later from Cincinnati (Ben Kozlowski) for Cody Ross (OF)
 June 27 Acquired Mark Hendrickson (P), Toby Hall (C) and cash considerations from the Tampa Bay Devil Rays for Jae Seo (P), Dioner Navarro (C) and a player to be named later (Justin Ruggiano)
- July 23 Acquired B.J. LaMura (P) from the Chicago White Sox for Sandy Alomar Jr. (C)
 July 25 Acquired Elmer Dessens (P) from the Kansas City Royals for Odalis Perez (P), Blake Johnson (P), Julio Pimentel (P) and cash considerations
 July 28 Acquired Wilson Betemit (IF) from the Atlanta Braves for Darys Baez (P), Willy Aybar (IF) and cash considerations
 July 31 Acquired Greg Maddux (P) and cash considerations from the Chicago Cubs for Cesar Izturis (IF)
 Acquired Julio Lugo (IF) from the Tampa Bay Devil Rays for Joel Guzman (IF/OF) and Sergio Pedrosa (OF)
 Acquired Marlon Anderson (IF/OF) from the Washington Nationals with cash considerations for Johnny Nuñez (P)
- 2007**
 March 31 Acquired Brady Clark (OF) and cash considerations from the Milwaukee Brewers for Elmer Dessens (P)
 March 29 Acquired Thomas Perez (IF) from the Chicago Cubs for future considerations
 July 31 Acquired Scott Proctor (P) from the New York Yankees for Wilson Betemit (IF)
 Aug 9 Acquired Mark Sweeney (IF) from the San Francisco Giants for a player to be named later (Travis Denker, IF) or cash
- 2008**
 July 26 Acquired Casey Blake (IF) and cash from the Cleveland Indians for Carlos Santana (C) and Jon Meloan (P)
 July 31 Acquired Manny Ramirez (OF) and cash considerations from the Boston Red Sox for Andy LaRoche (IF) and Bryan Morris (P)
 Aug. 19 Acquired Greg Maddux (P) from the San Diego Padres for two players to be named later (Eduardo Perez (P) and Michael Watt (P))
- 2009**
 July 30 Acquired George Sherrill (P) from the Baltimore Orioles in exchange for Steve Johnson (P) and Josh Bell (3B)
 Aug. 30 Acquired Ronnie Belliard (IF) from the Washington Nationals in exchange for Luis Garcia (P) and a player to be named later (Victor Garate, P)
 Aug. 31 Acquired Jon Garland (P) from the Arizona Diamondbacks in exchange for cash considerations and a player to be named later (Tony Abreu, IF)
 Aug. 31 Acquired Jim Thome (1B) from the Chicago White Sox in exchange for Justin Fuller (IF)
- 2010**
 July 28 Acquired OF Scott Podsednik from the Kansas City Royals in exchange for Lucas May and Elisaul Pimentel (P)
 July 31 Acquired Ted Lilly (P) and Ryan Theriot (IF) from the Chicago Cubs for Blake DeWitt (IF), Kyle Smit (P) and Brett Wallach (P); acquired Octavio Dotel from the Pittsburgh Pirates for James McDonald (P) and Andrew Lamb (OF)
 Sept. 18 Traded Octavio Dotel (P) to the Colorado Rockies for a player to be named later (Anthony Jackson)
 Nov. 30 Acquired Blake Hawksworth (P) from the St. Louis Cardinals for Ryan Theriot (IF)
- 2011**
 July 12 Acquired Juan Rivera (OF) from the Toronto Blue Jays in exchange for a player to be named later or cash considerations
 July 31 Acquired Alex Castellanos (OF) from the St. Louis Cardinals in exchange for Rafael Furcal (SS) and cash
 July 31 Acquired Tim Federowicz (C), Stephen Fife (P) and Juan Rodriguez (P) from the Boston Red Sox for Trayvon Robinson (OF)
 Dec. 8 Acquired Tyler Henson (OF) and Jarrett Martin (P) from the Baltimore Orioles for Dana Eveland (P)
- 2012**
 July 24 Acquired Hanley Ramirez (SS) and Randy Choate (P) from the Miami Marlins in exchange for Nathan Eovaldi (P) and Scott McGough (P)
 July 30 Acquired Brandon League (P) from the Seattle Mariners in exchange for minor leaguers Leon Landry (OF) and Logan Bawcom (P)
 July 31 Acquired Shane Victorino (OF) from the Philadelphia Phillies in exchange for Josh Lindblom (P), Ethan Martin (P) and Stefan Jarrin (IF)
 Aug. 3 Acquired Joe Blanton (P) from the Philadelphia Phillies in exchange for a player to be named later (RHP Ryan O'Sullivan)
 Aug. 25 Acquired Adrian Gonzalez (1B), Carl Crawford (OF), Josh Beckett (P), Nick Punto (IF) and cash from the Boston Red Sox in exchange for James Loney (1B), Allen Webster (P), Ivan De Jesus (IF), Rubby De La Rosa (P) and Jerry Sands (OF)
- 2013**
 April 6 Acquired Ramon Hernandez (C) from the Colorado Rockies in exchange for Aaron Harang (P) and cash considerations
 July 2 Acquired Carlos Marmol (P) and cash considerations from the Chicago Cubs in exchange for Matt Guerrier (P) and cash considerations
 July 6 Acquired Ricky Nolasco (P) from the Miami Marlins in exchange for Josh Wall (P), Steven Ames (P) and Angel Sanchez (P)
 July 31 Acquired Drew Butera (C) from the Minnesota Twins in exchange for a player to be named later (LHP Miguel Sulbaran) or cash
 Aug. 31 Acquired Michael Young (IF) and cash considerations from the Philadelphia Phillies in exchange for Rob Rasmussen (P)
- 2014**
 April 6 Acquired Colt Hynes (P) from Cleveland in exchange for Duke von Schamann. (P)
 July 28 Acquired Darwin Barney (IF) from the Chicago Cubs with cash considerations in exchange for a player to be named later (Jonathan Martinez, P)
 Aug. 7 Acquired Roberto Hernandez (P) from Philadelphia in exchange for two players to be named later (Victor Arano, P and Jesmuel Valentin, IF) or cash considerations
 Aug. 9 Acquired Kevin Correia (P) from Minnesota in exchange for a player to be named later or cash considerations
 Nov. 17 Acquired Kyle Jensen (1B) from Miami in exchange for Craig Stern (P)
 Nov. 20 Acquired Joel Peralta (P) and Adam Liberatore (P) from Tampa Bay for Jose Dominguez (P) and Greg Harris (P)
 Nov. 22 Acquired Mike Bolsinger (P) from Arizona in exchange for cash considerations
 Nov. 24 Acquired Juan Nicasio (P) from Colorado in exchange for Noel Cuevas (OF)
 Nov. 26 Traded Ryan Jackson (IF) to Kansas City for cash considerations
 Dec. 2 Acquired Chris Heisey (OF) from Cincinnati in exchange for Matt Magill (P)
 Dec. 9 Traded Drew Butera (C) to the Angels for Matt Long (OF)
 Dec. 10 Acquired Austin Barnes (C), Chris Hatcher (P), Kike Hernandez (IF) and Andrew Heaney from Miami ifor Dee Gordon (IF), Haren (P) and Miguel Rojas (IF)
- Dec. 10 Acquired Howie Kendrick (IF) from the Angeles in exchange for Andrew Heaney (P)
 Dec. 18 Acquired Yasmani Grandal (C), Joe Wieland (P) and Zach Eflin (P) from San Diego in exchange for Matt Kemp (OF) and Tim Federowicz (C)
 Dec. 18 Traded Jarrett Martin (P) to Milwaukee in exchange for Shawn Zarraga (C)
- Dec. 19 Acquired Jimmy Rollins (SS) from Philadelphia in exchange for Tom Windle (P) and Zach Eflin (P)
- 2015**
 April 9 Acquired Ryan Webb (P), Brian Ward (C) and a 2016 competitive balance round B pick from Baltimore in exchange for Chris O'Brien (C) and Ben Rowen (P)
 May 23 Acquired Eric Surkamp (P) from the Chicago White Sox in exchange for Blake Smith (P)
 May 27 Acquired Alberto Callaspo (IF), Juan Jaime (P), Eric Stults (P) and Ian Thomas (P) from Atlanta in exchange for Juan Uribe (3B) and Chris Withrow (P)
 July 30 Acquired Bronson Arroyo (P), Luis Avilan (P), Jim Johnson (P), Jose Peraza (IF) and Alex Wood (P) from Atlanta and Mat Latos and Michael Morse (IF/OF) from Miami in exchange for sending Zach Bird (P), Hector Olivera (IF) and Paco Rodriguez (P) to Atlanta and Victor Araujo (P), Jeff Brigham (P) and Kevin Guzman (P) to Miami. Atlanta received a 2016 competitive balance round A pick from Miami
 July 31 Acquired Jose Tabata and cash considerations from Pittsburgh in exchange for Michael Morse

All-Time Los Angeles Dodger Trades

Aug. 19	Acquired Chase Utley (IF) and cash considerations from Philadelphia or Darnell Sweeney (OF/IF) and John Richy (P)
Aug. 31	Acquired Justin Ruggiano (OF) from Seattle in exchange for a player to be named later or cash Acquired Chris Heisey (OF) from Toronto in exchange for a player to be named later or cash
Sept. 13	Acquired Jack Murphy (C) from Toronto in exchange for Darwin Barney (IF)
Dec. 16	Acquired Micah Johnson (IF), Frankie Montas (P) and Trayce Thompson (OF) from the Chicago White Sox for sending Brandon Dixon (IF/OF), Jose Peraza (IF) and Scott Schebler (OF) to Cincinnati. Cincinnati sent Todd Frazier (3B) to Chicago
Dec. 18	Acquired Tyler Olson (P) from Seattle in exchange for a player to be named later or cash
2016	
Jan. 12	Acquired Erick Mejia (IF) from Seattle in exchange for Joe Wieland (P)
Jan. 12	Acquired Rob Segedin (IF/OF) and a player to be named later or cash considerations from New York (AL) in exchange for Ronald Torreyes (INF) and Tyler Olsen (P)
April 10	Acquired James Ramsey (OF) and Zach Walters (IF) from Cleveland in exchange for cash considerations
June 19	Acquired Chris Taylor (IF) from Seattle in exchange for Zach Lee (P)
June 30	Acquired Bud Norris (P), Dian Toscano (OF), Alec Grosser (P) and cash considerations from Atlanta in exchange for Philip Pfeifer (P) and Caleb Dirks (P)
Aug. 1	Acquired Josh Reddick (OF) and Rich Hill (P) from Oakland in exchange for Jharel Cotton (P), Grant Holmes (P) and Frankie Montas (P); acquired Jesse Chavez (P) and cash considerations from Toronto in exchange for Mike Bolsinger (P); acquired Josh Fields (P) from Houston in exchange for Yordan Alvarez (IF)
Aug. 25	Acquired Carlos Ruiz (C) and cash considerations from Philadelphia in exchange for A.J. Ellis (C), Tommy Bergjans (P) and a player to be named later or cash considerations
Nov. 7	Acquired Vidal Nuno (P) from Seattle in exchange for Carlos Ruiz (C)
Nov. 11	Acquired Darin Ruf (OF) and Darnell Sweeney (OF) from Philadelphia for Howie Kendrick (IF/OF)
2017	
Jan. 13	Acquired future considerations from the Atlanta Braves for Micah Johnson (IF)
Jan. 23	Acquired Logan Forsythe (2B) from Tampa Bay in exchange for Jose DeLeon (P)
Jan. 25	Acquired Brett Eibner (OF/IF) from the Oakland Athletics in exchange for Jordan Tarsovich (3B)
Jan. 30	Acquired cash considerations from the Cleveland Indians for Carlos Frias (P)
Feb. 19	Acquired Ryan Moseley (P) from the Baltimore Orioles in exchange for Vidal Nuno (P)
March 1	Acquired Drew Jackson (IF) and Aneurys Zabala (P) from the Seattle Mariners in exchange for Chase DeJong (P)
April 10	Acquired Joe Gunkel (P) from the Baltimore Orioles for future considerations
May 28	Acquired future considerations from the Cincinnati Reds in exchange for Darnell Sweeney (OF/IF)
June 2	Acquired Jason Wheeler (P) from the Minnesota Twins in exchange for cash considerations
July 2	Acquired international bonus pool money from the Baltimore Orioles in exchange for Jason Wheeler (P)
July 11	Acquired Todd Cunningham (OF) from the St. Louis Cardinals in exchange for cash considerations
July 22	Traded Sergio Romo (P) to the Tampa Bay Rays in exchange for future considerations
July 28	Acquired Luke Farrell (P) from the Kansas City Royals in exchange for cash considerations
July 31	Acquired Yu Darvish (P) from the Texas Rangers in exchange for Willie Calhoun (OF/IF), Brendon Davis (IF) and AJ Alexy (P)
July 31	Acquired Tony Watson (P) from the Pittsburgh Pirates in exchange for Oneil Cruz (IF) and Angel German (P)
July 31	Acquired Tony Cingrani (P) from the Cincinnati Reds in exchange for Scott Van Slyke (OF/1B) and Hendrik Clementina (C/1B)
Aug. 15	Traded Chris Hatcher (P) to the Oakland Athletics for international bonus pool money
Aug. 18	Acquired Curtis Granderson (OF) and cash considerations from the New York Mets in exchange for Jacob Rhame (P)
Nov. 20	Traded Josh Ravin (P) to the Atlanta Braves in exchange for cash considerations
Dec. 16	Acquired Matt Kemp (OF) from the Atlanta Braves in exchange for Charlie Culberson (IF), Adrian Gonzalez (1B), Scott Kazmir (P) and Brandon McCarthy (P)
2018	
Jan. 2	Acquired Dylan Baker from the Milwaukee Brewers for cash considerations
Jan. 4	Acquired Scott Alexander (P) and Jake Peter (IF) in exchange for Trevor Oaks (P) and Joakim Soria (P) in a three-team deal with the Royals and White Sox
March 31	Acquired Brevic Valera (IF) from the St. Louis Cardinals in exchange for Johan Mises (OF)
April 2	Acquired Jesus Liranzo (P) from the Baltimore Orioles for Luis Ysla (P)
April 17	Acquired Ariel Hernandez (P) from the Cincinnati Reds in exchange for Ibandel Isabel (IF) and Zach Neal (P)
April 18	Acquired cash considerations from the Arizona Diamondbacks in exchange for Tyler Pili (P)
April 23	Acquired Logan Salow (P) from the Oakland Athletics in exchange for Wilmer Font (P)
June 1	Acquired cash considerations from the Miami Marlins in exchange for Peter O'Brien (OF)
July 4	Acquired Dylan Floro (P), Zach Neal (P) and international bonus slot money from the Cincinnati Reds in exchange for James Marinaro (P) and Aneurys Zabala (P)
July 18	Acquired Manny Machado (SS) from the Baltimore Orioles in exchange for Yusniel Diaz (OF), Breyvic Valera (IF), Rylan Bannon (IF), Dean Kremer (P) and Zach Pop (P)
July 31	Acquired Brian Dozier (IF) from the Minnesota Twins in exchange for Logan Forsythe (IF), Devin Smeltzer (P) and Luke Raley (IF/OF)
July 31	Acquired John Axford (P) from the Toronto Blue Jays in exchange for Corey Copping (P)
Aug. 31	Acquired David Freese (IF) from the Pittsburgh Pirates in exchange for Jesus Valdez (IF)
Aug. 31	Acquired Ryan Madson (P) from the Washington Nationals in exchange for Andrew Ister (P)
Nov. 1	Acquired Justin Yurchak (IF) from the Chicago White Sox in exchange for Manny Banuelos (P)
Nov. 21	Acquired Drew Finley (P) and cash considerations from the New York Yankees in exchange for Tom Locastro (IF)
Nov. 28	Acquired Adam McCreery (P) from the Atlanta Braves in exchange for cash considerations
Dec. 21	Acquired Homer Bailey (P), Jeter Downs (IF) and Josiah Gray (P) from the Cincinnati Reds in exchange for Kyle Farmer (IF/C), Matt Kemp (OF), Yasiel Puig (OF) and Alex Wood (P)

This Date In Dodger History

January 1, 2008: The Dodgers enter their first-ever float in the Rose Parade, marking the beginning of a year-long celebration of the team's 50th anniversary in Los Angeles.

January 1, 2014: Vin Scully serves as the Grand Marshal of the Rose Parade.

January 5, 1982: Dodger announcer Vin Scully is elected to the Hall of Fame.

January 10, 1984: Don Drysdale is elected to the Hall of Fame.

January 17, 1958: The Dodgers complete arrangements to play home games in the Los Angeles Memorial Coliseum for the 1958 and 1959 seasons.

January 19, 1972: Sandy Koufax becomes the youngest member to be elected to the Hall of Fame at the age of 36.

January 23, 1962: Jackie Robinson is elected to the Hall of Fame just days shy of his 43rd birthday.

January 29, 1967: Former Dodger President and General Manager Branch Rickey is elected into the Hall of Fame.

January 29, 2004: Frank McCourt becomes the fourth owner of the Los Angeles Dodgers.

February 1, 1988: The Dodgers sign free agent outfielder Kirk Gibson.

March 1, 2009: The Dodgers play their first-ever game at Camelback Ranch-Glendale

March 2, 2005: Hall of Famer Jackie Robinson is honored posthumously by receiving the Congressional Gold Medal during ceremonies in the rotunda of the United States Capitol building in Washington, DC.

March 4, 1912: Groundbreaking ceremonies are held for the construction of Ebbets Field.

March 8, 1966: Casey Stengel is elected to the Hall of Fame.

March 11, 1953: Holman Stadium in Vero Beach is dedicated to Bud L. Holman. The Dodgers beat the Philadelphia Athletics, 4-2, in front of 5,532.

March 15, 1970: Peter O'Malley becomes president of the Dodgers, succeeding his father, Walter, who assumes the position of chairman of the board.

March 15, 2008: The Dodgers host the Padres at Wukesong Stadium in Beijing, in Major League Baseball's first-ever game on Chinese soil.

March 17, 2008: The Dodgers play their last Spring Training game at Holman Stadium in Vero Beach, FL. Vero Beach hosted the Dodgers during Spring Training for 60 years.

March 21, 1987: The Dodgers dedicate Campo Las Palmas in the Dominican Republic, a camp designed for young Latin players to help further the growth of baseball.

March 22, 2014: The Dodgers opened the 2014 season at the Sydney Cricket Ground in Sydney, Australia, with their first-ever regular-season games played outside of North America, defeating the Diamondbacks 3-1.

March 22, 2017: The United States wins its first World Baseball Classic, defeating Puerto Rico, 8-0, in the final held at Dodger Stadium in front of 51,565 fans.

March 28, 2018: Clayton Kershaw makes his eighth consecutive Opening Day start, a Dodger franchise record

March 29, 2008: A Guinness World Record 115,300 fans watch the Dodgers take on the Boston Red Sox in an exhibition at the Los Angeles Memorial Coliseum that raises more than \$2 million dollars for ThinkCure!, the team's official charity.

March 31, 2011: Don Mattingly picks up his first win as Dodger Manager as Los Angeles defeats San Francisco 2-1 on Opening Day at Dodger Stadium.

April 2, 1962: The California Angels and Los Angeles Dodgers play their first game ever against each other, as the Angels edge the Dodgers, 6-5 and begin the Freeway Series.

April 3, 2016: Rookie manager Dave Roberts wins his first Major League game as a Dodger, 15-0, over the San Diego Padres, the largest Opening Day victory in Dodgers' history.

April 3, 2006: A Dodger Stadium regular season-record crowd of 56,000 fans sees the Dodgers face the Braves on Opening Day.

April 5, 1913: Ebbets Field opens as 25,000 fans see the Brooklyn Dodgers, behind Nap Rucker, beat New York, 3-2, in an exhibition game. Casey Stengel hits the first home run in the new ballpark.

April 6, 2005: The Dodgers are recognized by *Guinness World Records* Book as having registered the "Highest Cumulative Attendance for a Baseball Franchise."

April 7, 1969: Bill Singer is credited with the first official save in baseball history

April 8, 1994: Atlanta Braves' Kent Mercker no-hits the Dodgers, 6-0, becoming the fifth opposing pitcher to no-hit the Dodgers since they came to Los Angeles and is only the second no-hitter by an opponent at Dodger Stadium. Dodger rookie pitcher Chan Ho Park also makes his history Major League debut, pitching the ninth inning.

April 8, 2015: Adrian Gonzalez became the first player in Major League history to slug five home runs in his team's first three games of the season.

April 9, 1913: The Brooklyn Dodgers play their first regular-season game at Ebbets Field as Nap Rucker blanks Philadelphia, 1-0.

April 9, 1981: Fernando Valenzuela makes his first Major League start, substituting for Jerry Reuss, on Opening Day and blanks the Astros, 2-0.

April 10, 1962: Dodger Stadium opens with 52,564 fans in attendance to see the Dodgers and Reds, with Cincinnati winning, 6-3.

April 11, 2016: The Dodgers and the city of Los Angeles dedicate Vin Scully Avenue in honor of Hall of Famer Vin Scully, who completed his 67th and final season in the broadcast booth for the Dodgers in 2016.

April 11, 1947: Jackie Robinson becomes the first African-American player to sign a Major League contract as he does so with the Brooklyn Dodgers.

April 11, 1962: Jim Gilliam homers and Sandy Koufax goes the distance as the Dodgers beat the Reds, 6-2 in the club's first win at Dodger Stadium.

April 13, 1954: Future Hall of Famer Walter Alton makes his debut as a Dodger manager, the first of 23 consecutive seasons with the club.

April 13, 2012: Aaron Harang establishes a franchise record by striking out nine consecutive Padre hitters, breaking Johnny Podres' old mark. He finished the night with 13 Ks in 6.1 innings, tying his career high for strikeouts (Sept. 29, 2007) and became the first Dodger pitcher in the last 90 seasons to have 13 or more strikeouts in a game when pitching fewer than 7.0 innings.

April 13, 2009: In the club's home opener, Orlando Hudson becomes the second L.A. Dodger to hit for the cycle and the first since Wes Parker in 1970. The contest against the Giants was Hudson's first home game as a Dodger.

April 14, 1964: Sandy Koufax tosses a 4-0 shutout over the Cardinals in the only Opening Day start of his career.

April 15, 1947: Jackie Robinson plays his first Major League game, thus becoming the first African-American player to play in the Majors.

April 15, 2009: At 21 years and 27 days, left-hander Clayton Kershaw becomes the youngest pitcher in L.A. Dodger history to strike out at least 13 batters in game, when he fans 13 against the Giants.

April 15, 2017: A first-of-its-kind statue dedicated to Jackie Robinson is unveiled on the Reserve Level at Dodger Stadium, commemorating the 70th anniversary of his Major League debut.

April 16, 1983: Playing for the Padres at Dodger Stadium, former Dodger Steve Garvey appears in his 1,118th consecutive Major League game to set a NL record.

April 18, 1950: Vin Scully joins Red Barber and Connie Desmond in the broadcast booth.



Ebbets Field

This Date In Dodger History

- April 18, 1958:** Before a crowd of 78,672 at the Coliseum, the Dodgers play their first game in Los Angeles and defeat the San Francisco Giants, 6-5.
- April 19, 1890:** The Dodgers (a.k.a. Bridegrooms) play their first National League game at Washington Park and lose to the Boston Braves, 15-9.
- April 19, 1956:** In the first Dodger game played at Roosevelt Stadium in New Jersey, Roy Campanella collects his 1,000th Major League hit.
- April 21, 1890:** The Dodgers win their first National League game with a 7-6 decision over the Braves.
- April 21, 1967:** After 737 games in Los Angeles, Dodger fans experience the first rainout since the club's move West.
- April 22, 1958:** The first night game in Los Angeles is played at the Coliseum as the Dodgers defeat the Chicago Cubs, 4-2.
- April 23, 1958:** Pee Wee Reese plays in his 2,000th game and Gil Hodges hits his 300th homer.
- April 24, 1962:** Sandy Koufax ties his own team record by striking out 18 Cubs in a 10-2 victory.
- April 25, 1976:** Rick Monday of the Cubs saves the American flag as he rescues it from two dissidents who try to burn it in the Dodger Stadium outfield. The following season, Monday begins an eight-year career with the Dodgers.
- April 27, 1891:** The Dodgers play their first home game at Eastern Park, the second of seven ballparks they would call home in franchise history.
- April 27, 1929:** Brooklyn Dodgers relief pitcher Clise Dudley becomes the first player to hit a home run on the first Major League pitch thrown to him.
- April 28, 1985:** Fernando Valenzuela sets a MLB record of 41 consecutive innings without allowing an earned run to start the season.
- April 29, 2017:** L.A. hits back-to-back-to-back home runs (Yasiel Puig, Cody Bellinger and Justin Turner) to tie the game in the ninth inning against the Phillies, the first time a big league team hit three consecutive home runs to tie the game since the Dodgers accomplished the same feat in 2006.
- April 30, 2014:** The Dodgers reached 10,000 wins with a 6-4 victory over the Twins.
- April 30, 2012:** Matt Kemp rips his 12th home run of the month, setting a new Dodger franchise record for homers in April.
- April 30, 2011:** Andre Ethier goes 2-for-4 to set a Major League record for the longest all-time April hitting streak at 26 games, passing Joe Torre's old mark of 22 games set in 1971.
- May 1, 1920:** The Dodgers and the Boston Braves play 26 innings -- the longest in Major League history only to tie the Boston Braves, 1-1. Dodger pitcher Leon Cadore pitches all 26 innings, including 20 consecutive scoreless innings.
- May 2, 2012:** The new Dodger ownership group that includes Mark R. Walter as its controlling partner, as well as Earvin "Magic" Johnson, Peter Guber, Stan Kasten, Bobby Patton and Todd Boehly are introduced to the media and fans at a news conference at Dodger Stadium. On May 5 at Wrigley Field, the Dodgers 5-1 victory over the Cubs becomes the first win in the Guggenheim Baseball Management era.
- May 3, 2017:** Vin Scully is inducted into the Dodgers' Ring of Honor, becoming the first non-uniformed member of the organization to be recognized with an official retirement ceremony.
- May 4, 2018:** Walker Buehler, Tony Cingrani, Yimi Garcia and Adam Liberatore combine for a no-hitter against the San Diego Padres 4-0 in a game played on foreign soil in Monterrey, Mexico.
- May 6, 2009:** The Dodgers establish a modern-day record by winning their 13th consecutive home game to start the season and also tie a Dodger Stadium record for the club's longest home winning streak in the ballpark's 47-year history.
- May 6, 2011:** Andre Ethier picks up three hits at New York-NL to extend his hitting streak to 30 games, the second-longest run in franchise history. He would go 0-for-4 the next day, bringing the streak, which started on April 2, to an end.
- May 7, 1959:** A Major League-record 93,103 fans salute Roy Campanella as the Dodgers and Yankees play an exhibition game in the Los Angeles Coliseum.
- May 7, 1970:** Wes Parker becomes the first L.A. Dodger to hit for the cycle in a game against the New York Mets.
- May 11, 1963:** Sandy Koufax pitches a no-hitter against the San Francisco Giants and the Dodgers win, 8-0.
- May 12, 1956:** In the first no-hitter to be nationally televised, Carl Erskine blanks the Giants, 3-0, and records his second no-hitter.
- May 13, 1958:** Charlie Neal's opposite-field home run becomes the first to clear the right field fence at the Coliseum.
- May 13, 1991:** Mike Scioscia catches his 1,219th game as a Dodger to become the all-time leader in games caught in L.A. history.
- May 13, 2004:** After singing the National Anthem and God Bless America prior to the game against the Cubs, Jose Lima turned in the longest relief outing of his career, posting 5.2 scoreless innings.
- May 14, 1968:** Don Drysdale starts his 58 consecutive scoreless inning streak with a 1-0 shutout of the Cubs.
- May 17, 2008:** Chan Ho Park, Hong-Chih Kuo, and Takashi Saito are the first trio of pitchers from different Asian countries to pitch all nine innings of a big league game.
- May 20, 2012:** In the fastest game ever at Dodger Stadium (one hour, 30 minutes), Al Downing two-hits Houston, 3-0.
- May 21, 1978:** Hiroki Kuroda and Takshi Saito are the first Japanese starter and reliever to record the win and the save in the same big league game.
- May 23, 2002:** Shawn Green becomes the 14th player in Major League history to hit four home runs in a game as the Dodgers rout Milwaukee, 16-3. Green sets a Major League record with 19 total bases and ties a Major League mark scoring six runs. The club sets a new team record with eight home runs.
- May 24, 1973:** Willie Davis becomes the first Los Angeles Dodger to get six hits in a 16-inning game against the New York Mets.
- May 25, 2014:** Josh Beckett tosses his first career no-hitter against the Phillies at Citizens Bank Park and the 21st no-hitter in franchise history.
- May 26, 1971:** Maury Wills singles in the fifth inning vs. San Francisco for the 2,000th hit of his career.
- May 27, 1957:** The Dodgers and Giants are granted permission to move to the West Coast by National League club owners.
- May 28, 2001:** Paul Lo Duca ties a Dodger record by recording six hits against Colorado as they outlast the Rockies, 7-6, in 11 innings. Shawn Green has four hits, including the game-winner.
- May 30, 1962:** Maury Wills homers right-handed and left-handed in a game as the Dodgers sweep a doubleheader against the Mets.
- May 31, 1968:** Don Drysdale's consecutive scoreless streak continues when umpire Harry Wendelstedt rules Giants' Dick Dietz did not attempt to get out of the way of Drysdale's bases-loaded pitch (streak ends on June 8 at 58.2 innings pitched).
- June 1, 1955:** Duke Snider becomes the first Dodger to hit three homers in a game on two separate occasions when he does it for the second time at Ebbets Field against the Braves.
- June 3, 2016:** Corey Seager launches three solo home runs, becoming the first Dodger rookie to hit three in a game. Seager was the first rookie shortstop in MLB history to have a three-homer game and the sixth youngest player overall to accomplish the feat.
- June 3, 1958:** Voters elect to allow the Dodgers to purchase land in



On June 4, 1972, (Left To Right) Hall Of Famers Jackie Robinson, Roy Campanella And Sandy Koufax Become The First Players To Have Their Uniform Numbers Retired By The Dodgers. Ceremonies Were Held During Oldtimers Day Festivities At Dodger Stadium.

This Date In Dodger History

Chavez Ravine for the new stadium.

June 3, 1983: Second baseman Steve Sax and catcher Dave Sax become the first brothers to start in the same game for the Dodgers in a contest against the New York Mets.

June 3, 1989: The Dodgers play their longest game in team history, seven hours and 14 minutes, but lose to the Houston Astros, 5-4, in an L.A.-record 22 innings. The Dodger use a team-record nine pitchers, including infielder Jeff Hamilton.

June 4, 1972: Jackie Robinson (42), Roy Campanella (39) and Sandy Koufax (32) have their uniform numbers retired at Dodger Stadium.

June 4, 1964: Sandy Koufax throws his third no-hitter, the only one on the road, by fanning 12 Philadelphia batters and winning, 3-0.

June 4, 1990: Ramon Martínez strikes out 18 Atlanta batters in a 6-0 win over the Braves to tie the Dodger record of Sandy Koufax.

June 5, 1977: Walter Alston, Dodger manager for 23 years, has his number (24) retired.

June 8, 1955: Pitcher Tommy Lasorda is optioned to the Dodgers' Triple-A affiliate Montreal to make room on the club for Sandy Koufax.

June 9, 1982: Dodger broadcaster Vin Scully has his star placed on the Hollywood Walk of Fame.

June 10, 1975: Davey Lopes steals second base against Montreal to begin his MLB-record string of 38 consecutive stolen bases.

June 12, 2005: Hee-Seop Choi slugs three home runs vs. Minnesota, marking the 16th time in franchise history that a player has accomplished that feat and the first Major Leaguer of Asian descent to go deep three times in a game. He would hit three more homers over the next two games for a total of six in three games, becoming just the 12th player in Major League history to accomplish that feat.

June 13, 2014: Clayton Kershaw starts his 41.0 consecutive scoreless innings streak with a 4-3 victory over the Diamondbacks.

June 14, 1995: Hideo Nomo breaks a 41-year-old Dodger rookie record as he records 16 strikeouts in an 8-5 victory over the Pirates. The franchise mark was previously held by Karl Spooner, who had 15 in a 1954 game vs. the New York Giants.

June 15, 1938: A crowd of 38,748 at Ebbets Field watches the first night game in New York (Reds' Johnny Vander Meer no-hitter).

June 18, 1997: Hideo Nomo and Shigetoshi Hasegawa become the first Japanese players to appear in the same Major League game as the Dodgers and Angels square off in Interleague Play.

June 18, 2004: In their first-ever regular-season visit to Dodger Stadium, the Yankees fall to the Dodgers, 6-3, before the third-largest regular-season crowd in Dodger Stadium history (55,207).

June 18, 2014: Clayton Kershaw throws his first career no-hitter, becoming the 22nd Dodger to throw a no-hitter against the Colorado Rockies at Dodger Stadium. Struck out career-high 15 batters in an 8-0 victory and the 15 strike outs were the most ever for a Dodger in a no-hitter and the most by any pitcher in Major League history that did not allow a runner to reach base via hit, walk or hit by pitch.

June 19, 1938: The legendary Babe Ruth dons a Dodger uniform for the first time as a coach and takes batting practice with the team.

June 19, 1952: Carl Erskine pitches the first of his two no-hitters as he defeats Chicago, 5-0.

June 19, 1973: Willie Davis hits a home run for his 2,000th Major League hit against Atlanta.

June 20, 2016: Kenley Jansen sets the Dodger franchise save record with his 162nd career save in a 4-1 victory over the Washington Nationals.

June 20, 2008: The Dodgers receive a star on the Hollywood Walk of Fame. The star sits on Hollywood Boulevard, near Highland.

June 23, 1973: The Dodger infield of Steve Garvey, Davey Lopes, Bill Russell and Ron Cey begins its 8 1/2 years together as they start the second game of a doubleheader against the Reds.

June 24, 1947: Jackie Robinson steals home for the first of a Major League-record 19 times as a Dodger.

June 24, 1955: Sandy Koufax makes his Major League debut

June 25, 1984: Bill Russell becomes the L.A. Dodger leader in games played with 1,953. He went on to play in 2,181 games.

June 25, 2017: Kenley Jansen records his 51st strikeout before walking his first batter in his 31st game of the season, a Major League record of strikeouts to start a season without issuing a walk.

June 27, 1980: Pitcher Jerry Reuss no-hits the San Francisco Giants, 8-0, at Candlestick Park.

June 28, 2008: The Dodgers beat the Angeles, 1-0, despite getting no-hit for the 19th time in franchise history.

June 29, 1990: Fernando Valenzuela becomes the first Dodger in 10 years to throw a no-hitter as he blanks the Cardinals, 6-0.

June 30, 1962: Sandy Koufax throws the first of his four no-hitters, and the first in Los Angeles, blanking the New York Mets, 5-0, at Dodger Stadium.

June 30, 2013: Yasiel Puig completes his historic first month in the Majors with a four-hit game to reach 44 hits in his first calendar month in the big leagues, establishing a Dodger rookie record and placing second all-time by a player in his first career month behind only Joe DiMaggio's 48 in May 1936. Puig and DiMaggio are the only players in MLB history with at least 40 hits and four home runs in their first calendar month in the Majors.

July 1, 1990: More than 80 former Dodgers converge on Dodger Stadium to participate in the Equitable Oldtimers Game and celebrate the team's 100th Anniversary.

July 1, 2014: Clayton Kershaw's 41.0 consecutive scoreless innings streak ends with a 2-1 victory over the Padres. Tied for the fifth longest streak with Luis Tiant, who did it in 1968, during the expansion era.

July 2, 1958: A crowd of 66,485 pushes the Dodgers over the one million mark for the first time in the West as they draw 1,016,285 in just 35 games.

July 2, 2002: Eric Gagné reaches the 30-save mark faster than any other pitcher as he preserves a 4-0 victory over the Arizona Diamondbacks.

July 3, 1974: Mike Marshall extends his Major League record by appearing in his 13th consecutive game and saves his 11th in a 4-1 win over the Reds.

July 3, 2004: Eric Gagné converts his 84th consecutive save opportunity, setting the Major League record before finally having the streak snapped two days later.

July 3, 2007: Takashi Saito recorded his 47th save in his first 50 big league save opportunities, becoming the first Major League pitcher to accomplish the feat.

July 4, 1959: Maury Wills becomes the Dodger shortstop when he is called up from the minors to replace Don Zimmer, who had injured his foot.

July 4, 1980: Don Sutton sets a Dodger record by pitching his 52nd career shutout, 4-0, over the Giants.

July 5, 1991: In a 4-1 loss to the Braves, Dodger catcher Gary Carter collects his 2,000th career hit.

July 6, 1912: The cornerstone for Ebbets Field is set.

July 6, 1942: Leo Durocher becomes the first Dodger to manage in the All-Star Game.

July 6, 1955: Sandy Koufax makes his first Major League start.

July 6, 1980: Duke Snider has his uniform No. 4 retired in pregame ceremonies.

July 8, 1949: History is made as Don Newcombe, an African-American pitcher, faces Hank Thompson, an African-American batter from the Giants.

July 8, 1980: The 51st All-Star Game takes place at Dodger Stadium before 56,088 fans and Jerry Reuss gets the win in a 4-2 National League victory.

July 8, 2005: Jeff Kent registers his 2,000th career hit, a single off Roger Clemens, becoming the 66th player in Major League history to combine 300 home runs with 2,000 hits.

July 9, 1996: Mike Piazza is named MVP of the All-Star Game in Philadelphia. Before family and friends, Piazza drives in two runs with a 445-foot home run and a double. He is the first Dodger to win MVP honors since Steve Garvey in 1978.

July 11, 1978: With a pair of hits and two RBI in the All-Star Game, Steve Garvey is named the MVP for the second time in four years.

July 13, 1954: Manager Walter Alston manages in his first of a record nine All-Star Game appearances.

July 14, 1995: Ramon Martínez tosses a no-hitter, blanking the Marlins, 7-0. Martínez strikes out eight and faces one batter over the minimum.

July 15, 2017: Rookie Cody Bellinger hits for the third cycle in Los Angeles Dodger history, joining Wes Parker (1970) and Orlando Hudson (2009).

July 15, 2017: Alex Wood becomes the first Dodger to go 14 consecutive starts without a loss to begin a season since Rick Rhoden (19) in 1976.

This Date In Dodger History

- July 17, 1976:** Hall of Famer Walter Alston wins his 2,000th game as a manager as the Dodgers edge the Chicago Cubs, 5-4.
- July 18, 1978:** Don Sutton picks up his 200th career win as he bests the Pirates, 7-2.
- July 20, 1970:** Bill Singer, recently recovered from hepatitis, throws the only Dodger no-hitter in the '70s, as he blanks the Phillies, 5-0, at Dodger Stadium.
- July 21, 1956:** Hall of Famer Pee Wee Reese gets his 2,000th career hit
- July 21, 2002:** Dave Hansen breaks Manny Mota's club career pinch-hitting mark with his 107th off the bench against the San Francisco Giants.
- July 23, 1962:** Jackie Robinson is inducted into the Baseball Hall of Fame.
- July 23, 1974:** As a write-in candidate, Steve Garvey makes the NL All-Star squad and is named MVP as he gets two hits and drives in a run.
- July 25, 2014:** Yasiel Puig ripped three triples against the Giants, becoming the first Dodger to accomplish this feat since Jimmy Sheppard, who did so on Opening Day in 1901.
- July 26, 1985:** Pedro Guerrero reaches base safely for the 14th consecutive at-bat vs. Cubs to set a Dodger record, two shy of Ted Williams' Major League mark.
- July 26, 1998:** Longtime Dodger pitcher Don Sutton and Dodger broadcaster Jaime Jarrin are inducted into the Hall of Fame.
- July 26, 2007:** Brad Penny defeats the Rockies at Coors Field, running his record to 13-1 on the year and making him the first starting pitcher in Los Angeles Dodger history to win 13 of his first 14 decisions.
- July 28, 1991:** Pitcher Dennis Martinez of the Montreal Expos becomes the first opponent in Dodger Stadium history and only the second hurler in stadium history to toss a perfect game as he sets down 27 straight Dodgers before a crowd of 45,560.
- July 29, 1996:** Tommy Lasorda announces his retirement as Dodger manager.
- July 31, 1974:** Ron Cey drives in a then-L.A. Dodger-record eight runs, including two three-run homers in a 15-4 win over the Padres.
- July 31, 1984:** The Dodgers play host to the 1984 Olympic Summer Games baseball competition. Teams from eight countries participate in the demonstration tournament with Japan defeating the USA in the finals.
- July 31, 2008:** The Dodgers acquire future Manny Ramirez in a trade-deadline deal. Ramirez would put together two of the best months in Dodger history, hitting .396 with 17 home runs, 53 RBI and a .743 slugging percentage
- August 1, 1890:** "Oyster" Burns becomes the first Dodger to hit for the cycle in a 20-1 win over Pittsburgh.
- August 2, 1981:** Jackie Robinson becomes the first baseball player ever depicted on a United States postage stamp.
- August 3, 1962:** Don Drysdale wins his 20th game with an 8-3 victory over Chicago, making it the earliest date for a National League pitcher since 1918.
- August 5, 1979:** Don Sutton becomes the Dodgers' all-time strikeout leader with his 2,487th career strikeout in an 8-1 win over the San Francisco Giants.
- August 5, 2013:** The Dodgers beat the Cardinals, 3-2, for their franchise-record 15th consecutive road victory. The streak, which ran from June 25-Aug. 5, tied for the fourth-longest single-season road winning streak in MLB history.
- August 5, 1969:** Pittsburgh's Willie Stargell hits what is considered the longest home run at Dodger Stadium, a blast of 506 feet and six inches over the Right Field Pavilion.
- August 6, 2017:** By winning 43 of 50 games, the Dodgers post the best 50-game stretch in the Major Leagues since 1912.
- August 7, 1972:** Sandy Koufax is inducted into Baseball's Hall of Fame.
- August 7, 1979:** Manny Mota ties Smokey Burgess' all-time pinch-hit record of 144 hits with a single against the Houston Astros.
- August 8, 2003:** Eric Gagné sets a Major League record by converting his 39th consecutive save to start a season.
- August 9, 1975:** Davey Lopes steals his 32nd consecutive base against the New York Mets, breaking Max Carey's Major League mark.
- August 11, 1951:** The first game of a doubleheader with the Braves is the first Major League contest to be broadcast in color.
- August 13, 1982:** Against San Francisco, Steve Sax steals his 41st base to break Rudy Law's Dodger record for stolen bases by a rookie.
- August 14, 1998:** Don Sutton's uniform number 20 is retired against the Atlanta Braves at Dodger Stadium. He becomes the 10th player or manager in franchise history to receive this honor.
- August 15, 2006:** The Dodgers defeat the Florida Marlins for their 17th victory in 18 games, marking the first time they accomplished that feat since May/June 1899 when the team was still known as the Brooklyn Superbas.
- August 17, 1992:** Kevin Gross records the only no-hitter of the MLB season and the first one of his career blanking the Giants, 2-0.
- August 18, 2001:** Against the New York Mets, Shawn Green drives in his 100th RBI, becoming the first L.A. Dodger left-handed hitter to reach the century mark in RBI.
- August 18, 2013:** The Dodgers cap off a stretch of 42 wins in 50 games with a 5-0 shutout win over Philadelphia
- August 22, 2016:** The Dodgers hit seven homers, including four in one inning in an 18-9 victory over the Cincinnati Reds.
- August 23, 1958:** Gil Hodges cracks his 14th career grand slam and the first in Los Angeles Dodger history
- August 23, 1989:** In a 22-inning marathon the Dodgers defeat the Expos, 1-0, on Rick Dempsey's homer in the top of the 22nd. It was the Dodgers' second 22-inning game of the season. Dodger broadcaster Ross Porter sets a mark by calling all 22 innings on his own.
- August 24, 1974:** Davey Lopes steals an L.A. Dodger-record five bases against the St. Louis Cardinals. It gave him a Major League-record 38 consecutive stolen bases, though he was later caught stealing to end the streak.
- August 25, 2012:** The Dodgers acquire Adrian Gonzalez, Josh Beckett, Carl Crawford and Nick Punto from the Red Sox in arguably the biggest trade in franchise history. In his first game, Gonzalez belts a three-run homer at Dodger Stadium in his very first at-bat.
- August 25, 2012:** Andre Ethier breaks Ron Cey's 35-year-old Los Angeles Dodger franchise record with 10 consecutive hits from Aug. 22-25 and tied the franchise record set by Brooklyn Robin Edward Konetchy on June 28-July 1, 1919
- August 26, 1939:** With Hall of Famer Red Barber broadcasting at Ebbets Field, the Dodgers play the Reds in the first baseball game ever to be televised.
- August 27, 2016:** Corey Seager hits his 23rd homer of the season, breaking Glenn Wright's 86-year-old record for home runs by a Dodger shortstop.
- August 27, 1988:** Tommy Lasorda gets his 1,000th victory as a Dodger skipper when the Dodgers defeat the Philadelphia Phillies, 4-2.
- August 28, 1945:** Dodger President Branch Rickey tells Jackie Robinson that he has been chosen as the first African-American to play in the Major Leagues.
- August 28, 2002:** Eric Gagné sets a new single-season franchise record for saves with his 45th of the year.
- August 29, 2006:** For the first time in franchise history, the Dodgers start and end a game with a home run, as Rafael Furcal leads off the contest with a homer vs. Cincinnati and Ramon Martinez's 16th-inning walk-off homer ends the game.
- August 31, 1950:** Gil Hodges hits a club-record four home runs and also gets a single against the Boston Braves.
- August 31, 1959:** Sandy Koufax ties a Major League record as he strikes out 18 Giants
- September 1, 1890:** The Dodgers and Pittsburgh play in the first-ever Major League tripleheader and the Dodgers win all three games.
- September 2, 1979:** Manny Mota gets his 145th career pinch-hit, breaking Smokey Burgess' all-time record.
- September 2, 2003:** Eric Gagné sets a Major League record by recording his 55th consecutive save
- September 3, 1975:** Steve Garvey starts his Dodger-record consecutive games playing streak in a game at Cincinnati.
- September 4, 1966:** The Dodgers become the first team in the history of baseball to draw two million fans both at home and on the road in the same season as they beat the Reds, 8-6, in Cincinnati.
- September 6, 1981:** With his seventh shutout, Fernando Valenzuela ties an NL record for shutouts in a rookie season
- September 7, 2016:** For the first time in franchise history, the Dodgers have a rookie starter record the win in four consecutive games (Jose De

This Date In Dodger History

Leon, Kenta Maeda, Ross Stripling and Brock Stewart).

September 7, 2001: Shawn Green puts himself in the record books as he belts two home runs against the St. Louis Cardinals to become the Dodgers all-time single-season leader with 44. He goes on to hit 49 that season to set the club record.

September 7, 2004: Robin Ventura hits a pinch-hit grand slam homer, the 18th grand slam of his career to move him into third place on the all-time Major League list.

September 8, 2004: One day after Robin Ventura cracked a pinch-hit grand slam, Olmedo Saenz did the same thing, marking the first time in Major League history that a team had pinch-hit grand slams in back-to-back games.

September 9, 1965: Sandy Koufax pitches a perfect game and his fourth no-hitter with a 1-0 win over the Chicago Cubs at Dodger Stadium. There is only one hit in the game (by Lou Johnson), a Major League record.

September 11, 1947: At age 21, Ralph Branca becomes the youngest Dodger 20-game winner as he defeats the Cardinals, 4-3.

September 12, 1947: The *Sporting News* names Jackie Robinson Rookie of the Year.

September 12, 2000: Dave Hansen hits his Major League-record seventh pinch-hit home run of the season off Arizona's Curt Schilling and breaks Johnny Frederick's 1932 mark of six.

September 13, 1925: Dazzy Vance throws a no-hitter against the Phillies only five days after one-hitting them.

September 14, 1993: Mike Piazza hits his 29th and 30th homers, setting a new Major League rookie record for catchers

September 15, 1978: The Dodgers become the first team to record over three million in attendance, as they draw 47,188 for a Don Sutton shutout against Atlanta to put them at 3,011,368 for the season.

September 15, 2009: Andre Ethier hits a two-run walk-off homer off Pittsburgh's Phil Dumatrait in the 13th inning to tie a Major League record with four walk-off home runs in a season.

September 15, 2015: The Dodgers were involved in a record-setting game against the Rockies, where MLB records were set for most combined players (58) and most combined pitchers (24) in a game. Los Angeles set a franchise record by using 11 pitchers and 28 total players (tied record, also: Sept. 13, 1982 vs. Padres) in the 5-4 loss in 16 innings.

September 16, 1957: In a historic move, the Los Angeles City Council agrees to a contract with the Dodgers in which the city will sell them 300 acres in Chavez Ravine.

September 17, 1996: Hideo Nomo throws his first no-hitter as he blanks the Colorado Rockies, 9-0, at Coors Field. It is the 20th no-hitter in franchise history.

September 17, 2010: Don Mattingly is announced as the ninth manager in Los Angeles Dodger history, effective at the end of the season. Mattingly also becomes the 27th skipper in franchise history.

September 18, 2006: Trailing 9-5 against San Diego in the bottom of the 9th inning, the Dodgers tie a Major League record with four consecutive homers by Jeff Kent, J.D. Drew, Russell Martin and Marlon Anderson, marking just the 4th time in history the feat had been accomplished. The four homers in an inning equaled the franchise record. After falling behind 10-9 in the 10th inning, Nomar Garciaparra hits a walk-off, two-run homer in the bottom of the frame, the team's 7th home run of the game to tie their Dodger Stadium record.

September 19, 2013: The Dodgers clinch their 12th NL West championship, their earliest clinching date since moving to L.A.

September 20, 1961: The Dodgers defeat the Cubs, 3-2, in the last game played at the Coliseum, as Sandy Koufax fans 15 and Norm Sherry hits the last home run there.

September 20, 1993: Dave Hansen sets a new Dodger single-season record with his 18th pinch-hit of the year against Cincinnati.

September 20, 2018: Matt Kemp's 20th homer of the season sets an NL record as the Dodgers boast seven players with at least 20 or more homers on the year

September 22, 1957: Duke Snider hits the final Dodger home run at Ebbets Field.

September 22, 2017: Cody Bellinger hits his 39th home run of the year, setting the National League rookie home run record.

September 22, 2018: Yasmani Grandal's homer at Dodger Stadium against the Padres sets a new club record for team home runs in single season at 222, breaking the record for the second consecutive season. LA finishes the year with a National League-leading 235 home runs

September 23, 1962: Maury Wills steals his 97th base to break Ty Cobb's Major League record.

September 23, 2008: Manny Ramirez's two-run double in the first inning makes him just the second player (Carlos Beltran, 2004) in Major League history to record 50 RBI in both leagues in the same season.

September 24, 1929: Johnny Frederick belts his Major League rookie-record 52nd double in an 8-6 loss to the Phillies. It still remains a Dodger record.

September 24, 1957: The Dodgers play their last game ever at Ebbets Field as Danny McDevitt shuts out the Pirates, 2-0.

September 25, 2016: Hall of Fame broadcaster Vin Scully calls his final game at Dodger Stadium, a dramatic 10th inning walk-off homer by Charlie Culberson to clinch the 2016 National League West title for a franchise record setting fourth consecutive season.

September 24, 2009: Matt Kemp becomes the first Dodger in franchise history with at least 25 homers, 100 RBI and 30 stolen bases in a season.

September 25, 1965: Sandy Koufax breaks Bob Feller's Major League record of 348 strikeouts for the season and goes on to post a 2-0 shutout over St. Louis.

September 25, 1997: Mike Piazza collects three hits against Colorado to give him 195, breaking the Major League record for most hits in a season by a player whose normal position is catcher.

September 25, 2008: The Dodgers clinch their 10th division title when an afternoon loss by Arizona gives them the NL West championship. Los Angeles reaches the playoffs for the third time in five seasons, the fourth time they have done that in L.A. Dodger history.

September 27, 2004: Adrian Beltre hits a grand slam off Colorado's Shawn Estes to tie Mike Schmidt for the most home runs in a single season by a third baseman in Major League history (48).

September 27, 2013: Clayton Kershaw tosses 6.0 scoreless innings against Colorado to wrap up his third consecutive MLB ERA title (1.83).

September 28, 1962: Maury Wills steals his 104th base of the season, after breaking Ty Cobb's big league record (96) on Sept. 23

September 28, 1963: Tommy Davis gets two hits and finishes with a .326 batting average and becomes the youngest player (24) to win two consecutive National League batting crowns.

September 28, 1988: Orel Hershiser pitches his 59th consecutive scoreless inning, as he throws 10 shutout innings against the San Diego Padres, and breaks Don Drysdale's 1968 Major League mark of 58 consecutive scoreless innings.

Los Angeles Clinching Dates

Year	Date	Opponent	Game No.
2018	Oct. 1	Colorado	163
2017	Sept. 22	San Francisco	154
2016	Sept. 25	Colorado	156
2015	Sept. 29	at San Francisco	157
2014	Sept. 24	San Francisco	159
2013	Sept. 19	at Arizona	153
2009	Oct. 3	Colorado	161
2008	Sept. 25	San Diego	159
2006	Sept. 30	at San Francisco	161+
2004	Oct. 2	San Francisco	161
1996	Sept. 27	San Diego	160+
1995	Sept. 30	at San Diego	143*
1988	Sept. 26	at San Diego	157
1985	Oct. 2	at Atlanta	158
1983	Sept. 30	San Francisco	160
1981	Won first half of split-season		
1978	Sept. 23	San Diego	155
1977	Sept. 20	at San Francisco	151
1974	Oct. 1	at Houston	161
1966	Oct. 2	at Philadelphia	162
1965	Oct. 2	Milwaukee	161
1963	Sept. 24	New York Mets	158
1959	Sept. 29	Milwaukee	156
+ NL Wild Card * 144-game season			

This Date In Dodger History

- September 28, 2006:** At Coors Field in Denver, rookie James Loney hits two home runs and has an L.A. Dodger record-setting nine RBI, which ties Gil Hodges for the franchise single-game record.
- September 28, 2011:** Matt Kemp slugs his 39th and final home run of the season in the club's final game, becoming the first Dodger ever to lead the NL in home runs, RBI (126) and runs scored (115).
- September 29, 1976:** Tommy Lasorda is named to succeed Walter Alston as manager of the Dodgers.
- September 29, 2000:** Gary Sheffield ties Duke Snider's club record of 43 home runs in a season with a home run in San Diego.
- September 29, 2006:** Takashi Saito registers his 23rd save of the season to set the franchise rookie record. The next day, he notches No. 24 to extend the mark for saves by a rookie to 24.
- September 29, 2015:** The Dodgers defeat San Francisco, 8-0, behind Clayton Kershaw's one-hitter, claiming its third consecutive and 14th overall NL West title, marking the first time in franchise history that the team reached the postseason in three straight seasons.
- September 30, 1956:** The Dodgers defeat Pittsburgh, 8-6, for the NL title as Don Newcombe wins his 27th game of the season.
- September 30, 1984:** Against San Francisco, Bill Russell plays in his 2,000th game as a Dodger.
- September 30, 2007:** The Dodgers set a single-season franchise record for paid attendance with 3,857,036.
- October 1, 1974:** The Dodgers clinch the National League West title with an 8-5 win over Houston. Don Sutton wins his 19th game, Mike Marshall appears in a record 106th game and the Dodgers reach 100 wins for the second time in Los Angeles.
- October 1, 1990:** Right-hander Ramon Martinez becomes the youngest Dodger to win 20 games since Ralph Branca in 1947 as he defeats the Padres, 2-1. In the process he completes his 12th game and finishes as the Major League leader.
- October 1, 1993:** Mike Piazza sets a new Dodger rookie record for RBI as he drives in his 107th run of the year against San Francisco breaking the mark of 106 held by Del Bournette since 1928.
- October 1, 2017:** The Dodgers finish with a 104-58 regular season record, the best in the NL since 1974 and the best in Los Angeles history.
- October 1, 2018:** The Dodgers clinch their sixth consecutive NL West title, needing a 5-2 victory over the Rockies in Game 163 to secure the crown
- October 2, 1953:** In a classic pitcher's duel, Carl Erskine strikes out 14 Yankees, including Mickey Mantle four times, setting a then-World Series single-game record as the Brooklyn Dodgers defeat New York, 3-2, in Game 3 of the World Series.
- October 2, 1955:** Duke Snider becomes the first Major Leaguer to have four homers in a World Series when he belts two in Game 5, helping the Dodgers to a 5-3 victory over the Yankees
- October 2, 1963:** Dodger pitcher Sandy Koufax goes the distance in Game 1 of the World Series, limiting the Yankees to six hits and striking out 15 for a then-World Series single-game record as Los Angeles defeats New York, 5-2.
- October 2, 1965:** Sandy Koufax strikes out 15 Milwaukee Braves on two days rest to bring his season total to 382. It is his 26th win, as the Dodgers clinch the National League flag.
- October 2, 1966:** Sandy Koufax gets his 27th win at Philadelphia to give the Dodgers back-to-back pennants.
- October 2, 1977:** With Dusty Baker's 30th homer on the final day of the season against Houston at Dodger Stadium, the Dodgers set an ML record by having four players on the same team to hit 30 or more home runs in a season. Ron Cey, Reggie Smith and Steve Garvey are the others.
- October 2, 1985:** The Dodgers clinch the NL West as the Dodgers beat Atlanta, 9-3, and Cincinnati loses in San Diego.
- October 2, 2004:** Steve Finley's walk-off grand slam clinches the NL West for the Dodgers, erasing a 3-0 deficit in the bottom of the ninth inning against the Giants. It was the Dodgers' 10th grand slam of the year, marking a new franchise single-season record.
- October 3, 1916:** The Dodgers clinch their first-ever World Series appearance as they beat the Giants, 9-6, for the NL pennant.
- October 3, 1947:** Cookie Lavagetto breaks up Yankee starting pitcher Bill Bevens' no-hitter in the ninth inning with a two-out, two-run double helping the Dodgers steal Game 4 of the World Series from New York, 3-2.
- October 3, 1951:** Bobby Thomson's dramatic game-winning home run gives the New York Giants a 5-4 victory over the Dodgers in the deciding playoff game for the National League pennant.
- October 3, 1962:** Maury Wills steals three bases against the Giants to give him a then-Major League single-season record 104.
- October 3, 1999:** Mark Grudzielanek finishes the season with a .326 average, the highest by a National League shortstop since Hall of Famer Arky Vaughan batted .335 for the 1936 Pittsburgh Pirates.
- October 3, 2009:** The Dodgers clinch their 11th NL West title with a 5-0 win over Colorado, capturing consecutive division crowns for the first time since 1977-78.
- October 4, 1913:** First baseman Jake Daubert is named the National League Most Valuable Player.
- October 4, 1955:** Johnny Podres shuts out the New York Yankees, 2-0, in Game 7 of the World Series giving the Dodgers their first-ever World Championship. Sandy Amoros makes a spectacular game-saving catch in the sixth inning, turning a Yogi Berra line drive into a double play.
- October 4, 1959:** The Dodgers beat the Chicago White Sox, 3-1, in the first World Series game ever played in Los Angeles before the first of three straight 90,000-plus crowds at the Coliseum.
- October 4, 2008:** With a 3-1 victory over the Chicago Cubs in Game 3 of the NLDS, the Dodgers win their first postseason series in 20 years.
- October 4, 2015:** Clayton Kershaw strikes out seven against the Padres to record 301 strikeouts in his final start of the season, becoming the first MLB pitcher to reach 300 strikeouts since 2002 and ranking the fourth highest single-season total in franchise history.
- October 4, 2018:** L.A. wins Game 4 of the NLDS against the Atlanta Braves to advance to the NLCS for the third straight year, a franchise record
- October 5, 2001:** In the longest nine-inning game in Major League history, four hours and 27 minutes, the Dodgers outlast the Giants, 11-10. Barry Bonds belts his record-breaking 71st home run off Chan Ho Park.
- October 6, 1920:** Burleigh Grimes tosses the first World Series shutout by a Dodger, blanking the Cleveland Indians, 3-0.
- October 6, 1959:** The largest World Series crowd ever, 92,706 attends Game 5 at the Los Angeles Coliseum.
- October 6, 1963:** The Dodgers complete a four-game sweep over the New York Yankees to win the World Series title.
- October 7, 2016:** Dave Roberts and Washington Nationals' Manager Dusty Baker become the first African-American managers to face each other in MLB postseason history.
- October 7, 1978:** Bill Russell's 10th inning single scores Ron Cey as the Dodgers clinch their second straight NL pennant with a 4-3 victory over the Phillies in Game 4 of the NLCS.
- October 7, 2013:** Juan Uribe's dramatic two-run, eighth inning home run gives the Dodgers a 4-3 come-from-behind win over Atlanta to clinch the NLDS. Juan Uribe became the second player in Dodger history to hit a behind-to-ahead home run in the seventh inning or later of a postseason game.
- October 8, 1957:** Dodger President Walter O'Malley announces the club's westward move to Los Angeles.
- October 8, 1959:** Larry Sherry pitches five scoreless innings in relief as the Dodgers win their first World Championship in Los Angeles with a 9-3 win over Chicago.
- October 8, 2009:** Pinch-hitter Mark Loretta hits a walk-off bases-loaded single to give the Dodgers a 3-2 win over St. Louis in Game 2 of the NLDS for the fourth game-ending hit in Los Angeles Dodger postseason history.
- October 9, 1988:** Mike Scioscia ties Game 4 of the NL Championship Series with a two-run homer in the ninth inning. Kirk Gibson later wins the game on a 12th-inning homer, 5-4.
- October 9, 2004:** Facing a 2-0 deficit in the NL Division Series, Jose Lima pitches a complete-game, five-hit shutout at Dodger Stadium, marking the only complete game of the entire 2004 postseason in Major League Baseball.
- October 10, 1920:** In Game 5 of the World Series against the Indians, Cleveland second baseman Billy Wambsganss converts what is still the only unassisted triple play in the World Series.
- October 11, 1978:** In a classic World Series confrontation, rookie Bob Welch strikes out Yankee slugger Reggie Jackson with two outs in the bottom of the ninth inning to give the Dodgers a 4-3 victory in Game 4.

This Date In Dodger History

- October 12, 1988:** Orel Hershiser continues his masterful season as he shuts out the New York Mets, 6-0, and gives the Dodgers the National League pennant before 55,693 fans at Dodger Stadium.
- October 14, 1965:** The Dodgers win their third World Championship in seven seasons as they best the Minnesota Twins, 2-0, in Game 7. Sandy Koufax tosses his second shutout of the series and "Sweet" Lou Johnson homers in the fourth inning.
- October 15, 1988:** Kirk Gibson belts a dramatic two-out ninth-inning, pinch-hit, two-run homer to give the Dodgers a 5-4 victory over Oakland in Game 1 of the World Series.
- October 15, 2017:** On the anniversary of Kirk Gibson's legendary home run, Justin Turner hits a three-run walk-off home run in Game 2 of the NLCS
- October 19, 2016:** Julio Urias becomes the youngest starting pitcher in MLB postseason history at 20 years, 68 days when he takes the mound for Game 4 of the NLCS against the Cubs.
- October 19, 1981:** Rick Monday's ninth-inning homer propels the Dodgers to a 2-1 victory in the fifth and decisive game of the NLCS in Montreal.
- October 19, 2017:** Los Angeles earns its first World Series berth in 29 years as they defeat the Chicago Cubs in Game 5 of the NLCS, led by Kiké Hernández's three home runs and seven RBI. Chris Taylor and Justin Turner are named Co-MVPs of the NLCS, combining for four homers and 10 RBI.
- October 20, 1988:** The Dodgers defeat the Oakland A's, 5-2, in Game 5 of the World Series for their sixth World Championship
- October 20, 2018:** The Dodgers win Game 7 of the NLCS over the Brewers, 5-1, clinching the National League Pennant for the second straight season.
- October 23, 1945:** Dodger President Branch Rickey announces that the Dodgers have signed Jackie Robinson to their Triple-A Montreal club.
- October 24, 2017:** With his seventh career playoff victory in Game 1 of the World Series, Clayton Kershaw becomes the winningest pitcher in Dodger postseason history...his 11 strikeouts also tie Don Newcombe (1949, Game 1 vs. NYY) for the most strikeouts in a World Series game without a walk.
- October 26, 1950:** Walter O'Malley becomes the new president and chief stockholder of the Dodgers
- October 26, 2018:** The Dodgers win Game 3 of the World Series over the Boston Red Sox, 3-2, in 18 innings on Max Muncy's walk-off home run. The game lasts seven hours and 20 minutes to become the longest World Series game of all-time by both time and innings
- October 28, 1981:** Pedro Guerrero hits a homer and drives in five runs as the Dodgers defeat the Yankees, 9-2, and win their fifth World Series Championship, the first under Manager Tommy Lasorda.
- October 28, 2017:** Alex Wood's 5.2 hitless innings in game 4 of the World Series marks the longest no-hit bid in World Series history by a Dodger, passing Sandy Koufax's 4.2 hitless innings in Game 1 of the 1963 World Series...the Dodgers go on to win, 6-2
- October 29, 2017:** Andre Ethier passes Bill Russell for most postseason games played in as a Dodger, appearing in 51 games.
- November 1, 1942:** Branch Rickey is named the General Manager of the Dodgers.
- November 1, 1951:** Roy Campanella wins the first of his three National League MVPs
- November 1, 2017:** Brandon Morrow became the just the second pitcher to appear in all seven World Series games, joining Darold Knowles (1973).
- November 5, 2007:** Joe Torre becomes the 8th Manager in Los Angeles Dodger history and the 26th in franchise history
- November 7, 1974:** Mike Marshall becomes the first relief pitcher to win the Cy Young Award.
- November 10, 1988:** Orel Hershiser is unanimously named as the recipient of the National League Cy Young Award.
- November 12, 2014:** Clayton Kershaw unanimously wins his second consecutive and third career NL Cy Young Award, becoming the 14th unanimous winner of the award and the first-ever to win the honor three times before the age of 27.
- November 13, 2014:** A day after receiving his third Cy Young Award, Clayton Kershaw is named NL Most Valuable Player, becoming just the fourth Dodger pitcher to win the award and the fourth NL pitcher to be selected as MVP in the Cy Young era (since 1956).
- November 13, 2003:** Eric Gagné captures the NL Cy Young Award, becoming just the ninth reliever in Major League history to take home the award.
- November 13, 2013:** Clayton Kershaw wins his second Cy Young Award, becoming just the second Dodger with multiple Cy Young Awards (Koufax).
- November 13, 2017:** Cody Bellinger was unanimously named the NL Rookie of the Year, becoming the 18th Dodger to win the award.
- November 15, 2016:** Corey Seager unanimously wins the NL Rookie of the Year, becoming the 17th Dodger to win the award
- November 15, 2005:** The Dodgers name Ned Colletti the 10th General Manager in Los Angeles Dodger history.
- November 17, 2011:** Clayton Kershaw wins the National League Cy Young Award with 27 out of 32 possible first-place votes, becoming the second-youngest Dodger to win the award at 23 behind only a 20-year-old Fernando Valenzuela in 1981.
- November 18, 1966:** Sandy Koufax retires.
- November 21, 1956:** Don Newcombe becomes the first National Leaguer to win MVP and Cy Young awards in the same season.
- November 23, 2015:** Dave Roberts is named the 10th manager in Los Angeles Dodger history and the 28th in franchise history. Roberts becomes the Dodger's first-ever minority manager.
- November 24, 1953:** Walter Alston is named Dodger manager. Alston goes on to manage 23 seasons for the Dodgers, winning four World Championships.
- December 8, 1955:** Roy Campanella wins his third National League MVP Award.

Dodgers Triple Plays

Date	Opponent	Score	Inning	Positions
May 21, 1890	Cincinnati	W, 19-4	--	2B-1B
May 29, 1890	Chicago	W, 8-4	--	Ss-2B-1B-C
May 26, 1893	At Baltimore	L, 1-6	--	2B-C-3B-Ss
May 29, 1897	At Pittsburgh	L, 7-9	--	Cf-Ss
May 22, 1901	St. Louis	W, 5-4	2	Ss-1B-3B-C
July 16, 1906	At Cincinnati	L, 6-7	7	2B-Ss-1B-C
Sept. 3, 1908	At Philadelphia	L, 1-6	--	P-2B-1B
April 28, 1910	At Boston	W, 10-3	7	Rf-1B-3B-C-3B
Oct. 4, 1911	New York	L, 0-2	9	1B-2B-3B
June 3, 1912	Cincinnati	L, 4-7	8	Ss-C-3B-2B
Sept. 1, 1921	New York	W, 5-1	5	3B-Ss
June 14, 1926	St. Louis	W, 8-5	7	Ss-2B
May 18, 1929	At Philadelphia	W, 20-16	5	1B-Ss
May 25, 1929	Philadelphia	W, 5-3	8	Ss-1B-2B
Aug. 9, 1930	At St. Louis	L, 3-4	4	Rf-2B
May 13, 1932	At Cincinnati	W, 5-3	3	Ss-2B-1B
June 1, 1939	Chicago	W, 3-2 (14)	12	3B-2B-3B-C
Aug. 6, 1944	Boston	L, 7-8	7	2B-C-1B-Ss
April 26, 1949	Boston	W, 5-2	3	Lf-2B-1B
June 15, 1996	At Atlanta	W, 6-2	1	Ss-2B-1B
June 13, 1998	Colorado	L, 2-4	5	P-Ss-2B-3B
April 15, 2012	Padres	W, 5-4	9	C-3B-Ss-1B

Dodger Hall Of Famers

Players	Years W/Dodgers	Inducted	Players	Years W/Dodgers	Inducted
Bancroft, Dave	1928-29	1971	Manush, Heinie	1937-38	1964
Brouthers, Dan	1892-93	1945	Maranville, Rabbit	1926	1954
Bunning, Jim	1969	1996	Marichal, Juan	1975	1983
Campanella, Roy	1948-57	1969	Marquard, Rube	1915-20	1971
Carey, Max*	1926-29	1961	Martinez, Pedro	1993	2015
Carter, Gary	1991	2003	Mccarthy, Thomas	1896	1946
Cuyler, Kiki	1938	1968	Mcginnity, Joe	1900	1946
Drysdale, Don	1956-69	1984	Medwick, Joe	1940-43, 46	1968
Durocher, Leo*	1938-41, 43, 45	1994	Murray, Eddie	1989-91; 97	2003
Grimes, Burleigh*	1918-26	1964	Piazza, Mike	1992-98	2016
Henderson, Rickey	2003	2009	Reese, Pee Wee	1940-42, 46-58	1984
Herman, Billy**	1941-43, 46	1975	Robinson, Frank	1972	1982
Hoyt, Waite	1932, 37-38	1969	Robinson, Jackie	1947-56	1962
Jennings, Hughie	1899-1900, 03	1945	Snider, Duke	1947-62	1980
Keeler, Wee Willie	1893, 1899-1902	1939	Stengel, Casey*	1912-17	1966
Kelley, Joe	1899-1901	1971	Sutton, Don	1966-80, 88	1998
Kelly, George	1932	1973	Vance, Dazzy	1922-32, 35	1955
Koufax, Sandy	1955-66	1972	Vaughan, Arky	1942-43, 47-48	1985
Lazzeri, Tony	1939	1991	Waner, Lloyd	1944	1967
Lindstrom, Fred	1936	1976	Waner, Paul	1941, 43-44	1952
Lombardi, Ernie	1931	1986	Ward, John M.*	1891-92	1964
Lopez, Al	1928, 30-35	1977	Wheat, Zack	1909-26	1959
Maddux, Greg	2006, '08	2014	Wilhelm, Hoyt	1971-72	1985
			Williams, Dick	1951-54, 1956	2008
			Wilson, Hack	1932-34	1979

*Was Also A Dodger Manager **Was Also A Dodger Coach

Managers/Coaches/Scouts

Alston, Walter	1954-76	1983	Murray, Eddie	2006-07	2003
Hanlon, Ned	1899-1905	1996	Robinson, Wilbert**	1914-31	1945
Lasorda, Tommy	1977-96	1997	Ruth, Babe	1938	1936
Lyons, Ted	1954	1955	Sisler, George	1943, 46-50	1939
			Torre, Joe	2008-2010	2014

**Also Served As Club President From 1925-29

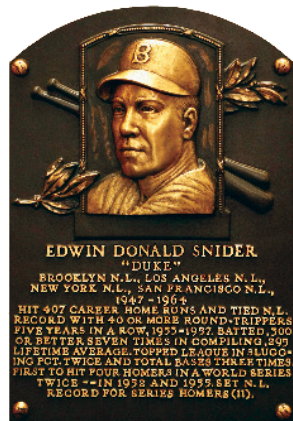

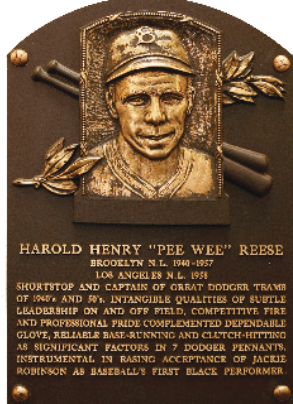
Executives

Macphail, Larry	1938-42	1978
O'malley, Walter	1944-79	2008
Rickey, Branch	1942-50	1967

Broadcasters

Barber, Red	1939-53	1978
Harwell, Ernie	1948-49	1981
Jarrin, Jaime	1959-Present	1998
Scully, Vin	1950-2016	1982

Hall Of Fame List As Of March 1, 2019



Photos: Milo Stewart Jr./National Baseball Hall Of Fame And Museum

Dodger Retired Numbers



PEE WEE REESE

IF

1

Uniform Number Retired July 1, 1984

Harold Pee Wee Reese played 16 seasons at shortstop for the Brooklyn and Los Angeles Dodgers (1940-42, 1946-58) and was a member of seven Brooklyn pennant-winning teams, including the World Championship club of 1955. A 10-time National League All-Star, Reese appeared in more games at shortstop (2,014) than any player in franchise history and is also the Dodgers' all-time leader in runs scored (1,338) and walks (1,210). His leadership qualities were recognized by Manager Walter Alston, who appointed "The Little Colonel" as team captain. Reese was inducted into the National Baseball Hall of Fame in 1984.

	AVG.	G	AB	R	H	2B	3B	HR	RBI	BB	SO	SB	CS	E
Dodger Totals - 16 Years	.269	2166	8058	1338	2170	330	80	126	885	1210	890	232	45	407
Major League Totals - 16 Years	.269	2166	8058	1338	2170	330	80	126	885	1210	890	232	45	407



TOMMY LASORDA


MGR

2

Uniform Number Retired August 15, 1997

Tommy Lasorda had a tough act to follow when he succeeded future Hall of Famer Walter Alston as Dodger manager with four games left in the 1976 season. But like Alston, Lasorda went on to enjoy a lengthy and highly successful tenure at the helm. Piloting the Dodgers until the 1996 campaign, he racked up 1,599 victories to rank 13th on the all-time Major League managerial list, winning two World Series titles (1981 and 1988), four NL pennants and eight division titles. Prior to joining the big league staff as a coach in 1973, he had a successful eight-year stint as a minor league manager, helping the development of several future Dodger stars. The former Brooklyn Dodger pitcher was inducted into the National Baseball Hall of Fame in 1997.

	G	W	L	PCT.
Dodger Totals - 21 years	3050	1599	1439	.526
Major League Totals - 21 years	3050	1599	1439	.526
Minor League Totals - 8 years	825	478	367	.555



DUKE SNIDER

OF

4

Uniform Number Retired JULY 6, 1980

The Duke of Flatbush was among the game's most feared hitters during his 16 seasons with the Brooklyn and Los Angeles Dodgers (1947-62), playing on a pair of World Championship teams (1955 and 1959) and in six World Series overall. The eight-time All-Star center fielder ranks as the franchise's career leader in home runs (389) and runs batted in (1,271) and during the 1950s he topped all Major Leaguers with 326 homers and 1,031 RBI. He slugged four home runs in both the 1952 and 1955 World Series and he holds the Brooklyn Dodger single-season mark of 43 homers, which led the National League in 1956. His 136 RBI in 1955 topped the NL. Snider was inducted into the National Baseball Hall of Fame in 1980.

	AVG.	G	AB	R	H	2B	3B	HR	RBI	BB	SO	SB	CS	E
Dodger Totals - 16 years	.300	1923	6640	1199	1995	343	82	389	1271	893	1123	99	49	63
Major League Totals - 18 years	.295	2143	7161	1259	2116	358	85	407	1333	971	1237	99	50	66

Dodger Retired Numbers



JIM GILLIAM

OF/IF

19

Uniform Number Retired **OCTOBER 10, 1978**

Junior Gilliam played his entire 14-year Major League career (1953-66) in a Dodger uniform, both in Brooklyn and Los Angeles, contributing to four World Championship clubs (1955, 1959, 1963 and 1965) and seven pennant winners overall. He appeared in 1,956 games to rank fifth on the franchise's all-time games played list, seeing action at second base, third base and in the outfield. In 1953, he was selected as the National League Rookie of the Year. Following his playing career, the two-time All-Star served as a Dodger coach until his untimely death at the age of 49 prior to the start of the 1978 World Series, at which time his number was retired and the Dodgers wore a commemorative patch on their sleeve in his honor.

	AVG.	G	AB	R	H	2B	3B	HR	RBI	BB	SO	SB	CS	E
Dodger Totals- 14 years	.265	1956	7119	1163	1889	304	71	65	558	1036	416	203	111	204
Major League Totals- 14 years	.265	1956	7119	1163	1889	304	71	65	558	1036	416	203	111	204



DON SUTTON


RHP

20

Uniform Number Retired **August 14, 1998**

The durable right-hander spent 16 of his 23 Major League seasons with the Dodgers and more than made his mark in team history, ranking as the franchise's all-time leader in wins (233), games pitched (550), innings pitched (3,816.1), strikeouts (2,696) and shutouts (52). A four-time All-Star, he pitched in three World Series (1974, 1977 and 1978) with the Dodgers, led the National League in shutouts (9) in 1972, was the NL ERA leader (2.21) in 1980 and a 21-game winner in 1976. He made his big league debut with the Dodgers in 1966 and stayed with the team through 1980, before leaving and rejoining the club in 1988. Sutton finished his career with 324 wins and 3,574 strikeouts and was enshrined in the National Baseball Hall of Fame in 1998.

	W-L	ERA	G	GS	CG	SHO	SV	IP	H	R	ER	HR	BB	SO
Dodger Totals- 16 years	233-181	3.09	550	533	156	52	5	3816.1	3291	1450	1311	309	996	2696
Major League Totals- 23 years	324-256	3.26	774	756	178	58	5	5282.1	4692	2104	1914	472	1343	3574



WALTER ALSTON

MGR


24

Uniform Number Retired **JUNE 5, 1977**

Walter Emmons Alston was a virtual unknown when he took over the helm of the Brooklyn Dodgers in 1954, but he became well-known in a hurry. The long-time minor league skipper guided his first Dodger team to 92 wins and followed that by piloting the 1955 Dodgers to 98 victories and their first World Championship in franchise history. He went on to lead the Dodgers to six more National League pennants and three more World Series titles (1959, 1963 and 1965) in a 23-year career in which he tallied 2,040 victories to place sixth on the all-time managerial wins list. His 3,658 total games managed rank eighth all time. Alston, who played in one Major League game, that with the St. Louis Cardinals in 1934, was inducted into the National Baseball Hall of Fame in 1983.

	G	W	L	PCT.
Dodger Totals- 23 years	3658	2040	1613	.558
Major League Totals- 23 years	3658	2040	1613	.558
Minor League Totals- 13 years	1735	982	753	.566

Dodger Retired Numbers



SANDY KOUFAX


LHP

32

Uniform Number Retired JUNE 4, 1972

Among the most dominating pitchers in the game's history, the left-hander won 165 games and compiled 2,396 strikeouts in 2,324.1 innings with 40 shutouts in his 12-year Dodger career (1955-66). A three-time Cy Young Award winner and the National League MVP in 1963, Koufax was also World Series MVP in both 1963 and 1965, when he hurled a pair of shutouts. He led the NL in ERA five straight seasons from 1962-66, was the strikeouts leader four times and was tops in wins on three occasions with totals of 27, 26 and 25. In addition, Koufax pitched an NL-record four no-hitters, including a perfect game in 1965, and set the National League single-season mark with 382 strikeouts in 1965. He was inducted into the Baseball Hall of Fame in 1972.

	W-L	ERA	G	GS	CG	SHO	SV	IP	H	R	ER	HR	BB	SO
Dodger Totals - 12 years	165-87	2.76	397	314	137	40	9	2324.1	1754	806	713	204	817	2396
Major League Totals - 12 yrs	165-87	2.76	397	314	137	40	9	2324.1	1754	806	713	204	817	2396



ROY CAMPANELLA

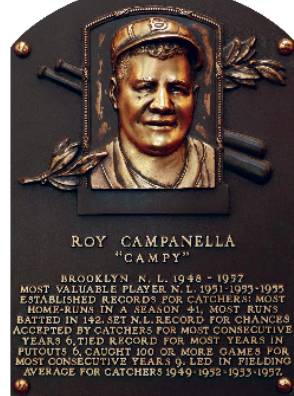
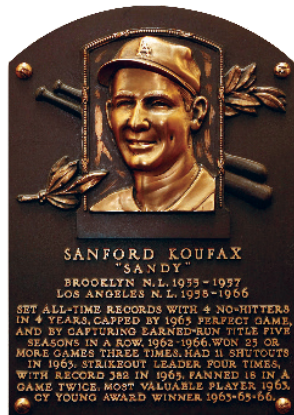

C

39

Uniform Number Retired JUNE 4, 1972


In 10 seasons with the Brooklyn Dodgers (1948-57), Campy was a force both at the plate and behind the plate. The catcher played on five pennant-winning clubs, including the World Champions of 1955. That season, the eight-time All-Star became a three-time National League Most Valuable Player award winner after collecting 32 home runs and 107 RBI. He also garnered MVP honors in 1951 and 1953, when he led the league with a Brooklyn-record 142 RBI to go with a career-high 41 home runs. Campanella, whose career was cut short due to a tragic automobile accident that left him paralyzed, was inducted into the Baseball Hall of Fame in 1969.

	AVG.	G	AB	R	H	2B	3B	HR	RBI	BB	SO	SB	CS	E
Dodger Totals - 10 years	.276	1215	4205	627	1161	178	18	242	856	533	501	25	15	85
Major League Totals - 10 years	.276	1215	4205	627	1161	178	18	242	856	533	501	25	15	85



Photos: Milo Stewart Jr./National Baseball Hall of Fame and Museum

Dodger Retired Numbers



JACKIE ROBINSON

OF/IF

42

Uniform Number Retired JUNE 4, 1972

Jack Roosevelt Robinson made a historic entrance into Major League Baseball in 1947 as the first African-American player in the history of the game. His outstanding debut season netted him the inaugural Rookie of the Year award, which now bears his name, and spring-boarded him to a stellar 10-season career in which he was part of six Brooklyn Dodger pennant-winners, among them the World Championship club of 1955. In 1949, the six-time all-star won the National League batting title (.342) en route to earning MVP honors. Robinson, a first baseman as a rookie, started as a second baseman for the next five seasons, before moving on to play third base and the outfield. He was inducted into the National Baseball Hall of Fame in 1962.

	AVG.	G	AB	R	H	2B	3B	HR	RBI	BB	SO	SB	CS	E
Dodger Totals- 10 years	.311	1382	4877	947	1518	273	54	137	734	740	291	197	30	117
Major League Totals -10 years	.311	1382	4877	947	1518	273	54	137	734	740	291	197	30	117



DON DRYSDALE

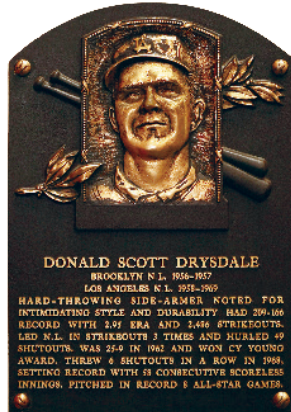

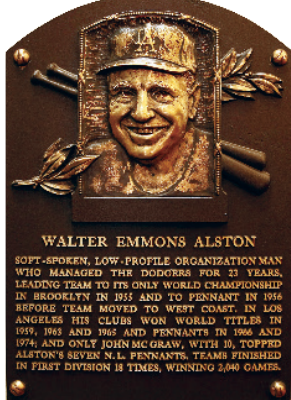
RHP

53

Uniform Number Retired July 1, 1984

One of the game's fiercest competitors, the hard-throwing right-hander pitched 14 seasons (1956-69) for the Brooklyn and Los Angeles Dodgers, ranking second on the franchise career list in wins (209), games pitched (518), strikeouts (2,486), innings pitched (3,432.1) and shutouts (49). The NL strikeout leader in 1959 and 1960, Big D earned the leagues' Cy Young Award in 1962, when he won 25 and topped the league in strikeouts for a third time. A member of three World Championship clubs (1959, 1963 and 1965) and two other pennant winners (1956 and 1966), he set a then-Major League record in 1968, tossing 58.2 consecutive scoreless innings, including a record six straight shutouts. Drysdale gained induction into the Baseball Hall of Fame in 1984.

	W-L	ERA	G	GS	CG	SHO	SV	IP	H	R	ER	HR	BB	SO
Dodger Totals- 14 years	209-166	2.95	518	465	167	49	6	3432.1	3084	1292	1124	280	855	2486
Major League Totals -14 years	209-166	2.95	518	465	167	49	6	3432.1	3084	1292	1124	280	855	2486



International Relations

Throughout their history, in both Brooklyn and Los Angeles, the Dodgers have played a major role in the development of international baseball and have been at the forefront of forging relationships with countries around the world:

Australia



- The Dodgers played in the historic Opening Series in Sydney in March of 2014 against the Diamondbacks in MLB's first regular season games in Australia. The Dodgers, who also played an exhibition game against Team Australia, swept the two-game series, which was held at the historic Sydney Cricket Ground. The series marked the Dodgers' first regular-season games outside of North America.
- In 1986, shortstop Craig Shipley became the first native-born Australian to play in the Majors

Canada

- The Brooklyn and Los Angeles Dodgers had a minor league affiliate in Montreal, Canada from 1939-60. Jackie Robinson made his professional baseball debut and won the International League batting title with the Triple-A Montreal Royals in 1946.

China

- In the spring of 2008, a split-squad of Dodgers traveled to Beijing, China to play against the San Diego Padres at Beijing's Wukesong Stadium in an exhibition and the first-ever Major League games played in that country.
- In 1986, Peter O'Malley paid for construction of a baseball stadium in Tianjin. Named Dodger Stadium, it still exists and is home to the Tianjin Lions of the Chinese Professional Baseball League founded in 2002.



Jackie Robinson as a Montreal Royal in 1946.

Cuba

- The Dodgers held Spring Training in Havana from 1941-42 and again in 1947.
- Clayton Kershaw and Yasiel Puig joined MLB and the Players' Association on a historic goodwill tour to Cuba in December 2015.

Dominican Republic

- The Los Angeles Dodgers' baseball academy in the Dominican Republic, Campo Las Palmas, underwent a major renovation and re-dedication in 2017 as it celebrated its 30th year in Dodger player development, having officially opened on March 27, 1987. It was the first-of-its kind facility and has since been replicated by numerous teams throughout baseball. Campo Las Palmas is located in the town of Guerra, just east of the Dominican Republic's capital city of Santo Domingo (more information on Campo Las Palmas can be found in the Dodger Stadium section)...the Dodgers currently have four Dominican-born players on their 40-man roster
- Fernando Valenzuela (2011) and Nomar Garciaparra (2015) have been inducted into the Latino Baseball Hall of Fame at Casa de Campo in La Romana, joining Tommy Lasorda who is a founding member and Goodwill Ambassador of the organization. Lasorda has a statue at the Paseo de los Inmortales, dedicated in 2012, and The Hall of Fame annually bestows an award in his name for a non-Latino who makes significant contributions to Latino baseball. Former Dodger President Peter O'Malley is a past recipient
- The Dodgers' history in the Dominican Republic began in 1948 when they held Spring Training in Ciudad Trujillo.

Dodger trips abroad

- 1956:** Japan (Post-Season)
- 1964:** Mexico (Pre-Season)
- 1966:** Japan (Post-Season)
- 1991:** Mexico (Pre-Season)
- 1993:** Japan (Post-Season)
- 1993:** Taiwan (Post-Season)
- 2003:** Mexico (Pre-Season)
- 2008:** China (Pre-Season)
- 2010:** Taiwan (Pre-Season)
- 2014:** Australia (Regular Season)
- 2018:** Mexico (Regular Season)

Japan

- The Dodgers have held three postseason tours of Japan by Brooklyn and Los Angeles teams following the 1956, 1966 and 1993 seasons. The Tokyo Giants visited Vero Beach during Spring Training five times (1961, 1967, 1971, 1975 and 1980).
- In 1966, the Dodgers received a two-ton, 10-foot tall, stone lantern gift from Japanese Hall of Famer Sotaro Suzuki as a token of friendship between the Dodgers and Japan and to commemorate the opening of Dodger Stadium in 1962.
- After the 1993 season, the Dodgers played five exhibition games in Asia as part of the Friendship Series tour, three in Taipei, Taiwan and two in the Fukuoka Dome in Fukuoka, Japan.
- In 1995, Hideo Nomo became only the second Japanese born player to appear in the Major Leagues. The Nomo signing and his success spawned Nomo-mania and opened the door for Japanese players in the United States.

Korea

- On Sept. 9, 1990, the Dodgers became the first Major League team to have a game broadcast in the Korean language in the United States.
- In 1994, pitcher Chan Ho Park became the first Korean to play in the Major Leagues.

Mexico

- Pitcher Fernando Valenzuela made his Major League debut in 1980. The native of Sonora, Mexico became an international sensation in 1981 and helped the Dodgers win the World Series.
- The Dodgers took a trip to Monterrey, Mexico during Spring Training in 1991 for a two-game exhibition against Industriales de Monterrey and the Milwaukee Brewers... in 2018, the club played three regular season games against the San Diego Padres in Monterrey from May 4-6 and tossed their very first no-hitter on international soil May 4... The Dodgers also played exhibition games in Mexico City prior to the 1964 season against the Red Devils and in 2003 against the New York Mets.



Kenley Jansen and the Dodgers exchange hats with CPBL All-Stars during the club's pre-season trip to Taiwan in 2010.

Taiwan

- Following the 1993 season, the Dodgers were the first Major League Baseball team to play in Taiwan when they competed against the Chinese Professional League (CPBL) All-Stars for three games as part of the Dodgers' Friendship Baseball Series. The Dodgers also took part in a three-game friendship series against CPBL All-Stars a 2010 Spring Training trip to Taiwan.
- Hong-Chih Kuo in 2000 became the first Taiwanese high school player to sign a professional baseball contract when he signed with the Dodgers.

World Baseball Classic

- In 2017, the Dodgers hosted the semi-finals and championship game of the World Baseball Classic, with the United States claiming their first WBC title in front of a sold-out Dodger Stadium crowd...in 2009, Dodger Stadium also hosted the semi-finals and final (won by Japan).
- Numerous Dodger players have appeared in the tournament, while Tommy Lasorda served as the event's Global Ambassador in both 2006 and 2009.



Pregame ceremony being held at the 2017 World Baseball Classic final at Dodger Stadium

Miscellaneous

- Dodger Stadium played host to the 1984 exhibition baseball tournament at the Olympic Games in Los Angeles.
- On May 19, 1993, Dodger Stadium hosted the first baseball game to be broadcast in four languages – Chinese, English, Korean and Spanish.

National Baseball Hall Of Fame And Museum



NATIONAL BASEBALL HALL OF FAME AND MUSEUM

25 Main Street, Cooperstown, New York 13326

Phone: (607) 547-7200 Fax: (607) 547-2044

Public Relations: (607) 547-0215

E-mail address: info@baseballhall.org

Website: baseballhall.org

Summer Hours: Memorial Day Weekend - Labor Day Weekend: 9 a.m. to 9 p.m.

Regular Hours: 9 a.m. to 5 p.m.

Holiday Closings: Thanksgiving Day, Christmas Day, and New Year's Day.

DIRECTORY: Jane Forbes Clark (Chairman), Joe Morgan (Vice Chairman), Jeff Idelson (President), Jeff Jones (Senior Vice President of Finance and Administration), Sean Gahagan (Vice President, Retail Merchandising & Licensing), Erik Strohl (Vice President, Exhibitions and Collections), Ken Meifert (Vice President, Sponsorship & Development)

RESEARCH AND LIBRARY CONTACTS: Jim Gates (Librarian)

PR CONTACTS: Jon Shestakofsky (Vice President, Communications & Education) and Craig Muder (Communications Director)

HALL OF FAME WEEKEND 2018: July 27-30

Class of 2018: Vladimir Guerrero, Trevor Hoffman, Chipper Jones,

Jack Morris, Jim Thome, Alan Trammell

Awards: Sat. July 28, 4:30 p.m. ET, Doubleday Field

Induction: Sun. July 29, 1:30 p.m. ET, Clark Sports Center

HALL OF FAME CLASSIC 2018: May 25-27

Legends Game and Special Events

Game: Sat. May 26, Doubleday Field

For more information, visit baseballhall.org

DODGERS IN THE HALL OF FAME

A total of 56 players, managers and executives in the Hall of Fame spent some of their professional careers with the Brooklyn/Los Angeles Dodgers, including 2018 electee Jim Thome. Seventeen spent the majority of their careers with the Dodgers, including Walter Alton, Roy Campanella, Don Drysdale, Leo Durocher, Burleigh Grimes, Sandy Koufax, Tommy Lasorda, Larry MacPhail, Walter O'Malley, Pee Wee Reese, Branch Rickey, Jackie Robinson, Wilbert Robinson, Duke Snider, Don Sutton, Dazzy Vance and Zack Wheat. For a complete list of Brooklyn/Los Angeles Dodgers in the Hall of Fame, visit the "Hall of Famers" team pages at www.baseballhall.org.

NOTABLE DODGERS ARTIFACTS IN COOPERSTOWN

- Game-worn jersey from Aug. 5, 2017 used by Cody Bellinger.
- Autographed Media Guide used by Vin Scully throughout his final season of 2016
- Bat used by Jimmy Rollins on Aug. 22, 2015 to record his 500th career double.
- Ball from Clayton Kershaw's no-hitter on June 18, 2014.
- Ball from Josh Beckett's no-hitter on May 25, 2014.
- Jersey worn by Andre Ethier during 2014 Opening Series in Sydney, Australia.
- Don Mattingly's locker tag from 2014 Opening Series in Sydney, Australia.
- Lineup card used by Don Mattingly during 2014 Opening Series in Sydney, Australia.
- Jersey with All-Star collar stars worn by eventual Cy Young Award winner Clayton Kershaw during his ninth win of the season on July 7, 2011.
- Matt Kemp "Kempman" bat used by Andre Ethier during his 30-game hitting streak in 2011.
- Ball signed by Jeff and Jered Weaver on June 20, 2009 during Dodgers-Angels game started by them, the 21st brother-brother matchup in history.
- Cap worn by manager Joe Torre during his team's 13-game home winning streak to open the 2009 season.
- Batting gloves worn by Orlando Hudson during his cycle on April 13, one of the record-tying eight in Major League Baseball during the 2009 season.
- No. 42 jersey worn by James Loney on April 15, 2008 for Jackie Robinson Day.
- Bat used by Marlon Anderson to hit the fourth of four consecutive home runs in the bottom of the ninth inning on Sept. 18, 2006, forcing the Dodgers-Padres game into extra innings; it was the fourth time a team managed the feat.
- Ball used on May 22, 2006 during a game between the Dodgers and Rockies that featured a pitching matchup of Jae Seo and Byung-Hung Kim; it was the first time two Korean starting pitchers faced off.
- Goggles worn by Eric Gagne while setting the consecutive saves mark at 84 on July 3, 2004.
- Bat used by Shawn Green to hit four home runs in one game (May 23, 2002) and seven home runs in a three-day span (a Major League record).
- Bat used by Dave Hansen to hit a record seventh pinch-hit home run in 1 season on Sept. 12, 2000.
- Baseball from Hideo Nomo's no-hitter on Sept. 17, 1996.
- 1996 Tom Lasorda game-worn jersey.
- Ball from Fernando Valenzuela's no-hitter on June 29, 1990.
- Balls from each of Hall of Famer 'Sandy Koufax' four no-hitters in (1962, 1963, 1964 and a perfect game in 1965).
- Cornerstone from Ebbets Field.



Game-worn jersey from Cody Bellinger from Aug. 5, 2017.

A LOOK AHEAD TO 2019

Ballots for the 2019 Hall of Fame/BWAA election will be distributed following the 2018 season with results from the voting scheduled to be announced in January 2019. A partial list of first-year candidates for election includes: Roy Halladay, Todd Helton, Andy Pettitte and Mariano Rivera. Historical information on past BWAA elections and the election process can be accessed at www.baseballhall.org or by contacting the Hall of Fame Communications department.

CONNECT TO COOPERSTOWN

- For up-to-the-minute news from Cooperstown, visit at www.baseballhall.org. Stay up-to-date on all the activity at the Hall of Fame's official site and through social networking on Facebook, Instagram, Twitter and YouTube.
- If you would like to receive interesting stories and timely news items direct from the Hall of Fame and get the inside track on the latest happenings in Cooperstown, sign up for *Inside Pitch*. There's no cost to receive our weekly electronic newsletter in your e-mail box at home or work and it's easy to enroll. Just log on to www.baseballhall.org/support.
- If you have an interest in receiving *Around The Horn*, the Hall's monthly media newsletter, please send an e-mail to info@baseballhall.org. Be sure to include your name, name of organization and e-mail address. Or visit www.baseballhall.org/media-info.

RESEARCH ASSISTANCE

The Hall of Fame is pleased to provide assistance in baseball research and members of the media are encouraged to utilize this valuable baseball resource whenever necessary by calling the Public Relations department at (607) 547-0215, or the Library Reference desk at (607) 547-0330.

The Last Time It Happened

Inside-the-Park Homer (Dodgers):	Chris Taylor, Sept. 18, 2017 at Philadelphia	Home Run, Pitcher (Opponent):	Tyson Ross Sept. 13, 2018 at St. Louis
Inside-the-Park Homer (Opponent):	Nick Ahmed May 9 2018 vs. Arizona	No-Hitter (Dodgers):	Walker Buehler/Tony Cingrani Yimi Garcia/ Adam Liberatore
Consec. Homers (Dodgers)	Brian Dozier and Yasmani Grandal, Aug. 1, 2018 vs. Milwaukee		May 4, 2018 at San Diego (in Mexico), won 4-0
Consec. Homers (Opponent):	Jedd Gyorko and Matt Carpenter; Aug. 20, 2018 vs. St. Louis	No-Hitter (Opponent):	Jake Arrieta Aug. 30, 2015 vs. Chicago Cubs
4 Consec. Homers (Dodgers):	Jeff Kent, J.D. Drew, Russell Martin, Marlon Anderson; Sept. 18, 2006 vs. San Diego	Perfect Game (Dodgers):	Sandy Koufax Sept. 9, 1965 vs. Chicago, won 1-0
3 Consec. Homers (Dodgers):	Yasiel Puig, Cody Bellinger, Justin Turner April 29, 2017 vs. Philadelphia	Perfect Game (Opponent):	Dennis Martinez July 28, 1991, vs. Montreal (2-0)
3 Consec. Homers (Opponent):	Bobby Abreu, Pat Burrell, Jim Thome; May 18, 2004 at Philadelphia (4th)	Minimum Batters Faced (Dodgers):	Tim Belcher July 21, 1990, at Pittsburgh (one-hitter)
Pinch-Hit Homer (Dodgers):	Max Muncy Sept. 30, 2018 at San Francisco	Minimum Batters Faced (Opponent):	Dennis Martinez July 28, 1991 vs. Montreal
Pinch-Hit Homer (Opponent):	Brandon Nimmo Sept. 3, 2018 vs. New York (NL)	One-Hitter (Dodgers):	Rich Hill Aug. 23, 2017 at Pittsburgh
Consecutive Pinch-Hit Homers:	Willie Crawford, Lee Lacy; June 23, 1975 vs. St. Louis (9th inning)	One-Hitter (Opponent):	Javier Vazquez Sept. 14, 1999 vs. Montreal
Pinch-Hit Homer (Postseason):	Andre Ethier Oct. 15, 2016 at Chicago (NL)	Stolen Base, Home (Dodgers):	Chris Taylor June 14, 2017 at Cleveland
Grand Slam Homer (Dodgers):	Cody Bellinger Aug. 2, 2018 vs. Milwaukee	Stolen Base, Home (Opponent):	Trea Turner July 20, 2016 at Washington
Grand Slam Homer (Opponent):	Patrick Wisdom Sept. 15, 2018 at St. Louis	Stolen Base, Pitcher (Dodgers):	Ross Stripling June 10, 2018 vs. Atlanta
2 Grand Slams, Game (Dodgers):	Shawn Green Adrian Beltre; May 21, 2000 at Florida	Stolen Base, Pitcher (Opponent):	Jhoulys Chacin Aug. 12, 2017 vs. San Diego
2 Grand Slams, Game (Opponent):	Fernando Tatis April 23, 1999 vs. St. Louis	Triple Play (Dodgers):	A.J. Ellis, Juan Uribe, Dee Gordon, James Loney April 15, 2012 vs. San Diego (9th inning)
Pinch-Hit Grand Slam (Dodgers):	Matt Kemp June 23, 2018 at New York (NL)	Triple Play (Opponent):	Eric Campbell, Daniel Murphy, Lucas Duda, Travis d'Arnaud; Aug. 24, 2014 vs. New York (6th inning)
Pinch-Hit Grand Slam (Opponent):	Bruce Aven May 7, 1999 vs. Florida (7th)	5-Hit Game (Dodgers):	Matt Kemp July 2, 2018 vs. Pittsburgh
4-Homer Game (Dodgers):	Shawn Green May 23, 2002 at Milwaukee	5-Hit Game (Opponent):	Charlie Blackmon Sept. 17, 2014 vs. Colorado
4-Homer Game (Opponent):	J.D. Martinez Sept. 4, 2017 vs. Arizona	6-Hit Game (Dodgers):	Chase Utley July 6, 2016 vs. Baltimore
Homers, Both Sides of Plate (Dodgers):	Yasmani Grandal July 24, 2018 at Philadelphia	6-Hit Game (Opponent):	Andrew McCutchen April 7, 2018 at San Francisco
Homers, Both Sides of Plate (Opponent):	Ken Caminiti July 12, 1998 vs. San Diego	7-RBI Game (Dodgers):	Yasiel Puig Sept. 15, 2018 at St. Louis
Two Home Runs, One Inning:	Eric Karros Aug. 22, 2000 vs. Montreal (6th)	7-RBI Game (Opponent):	Hunter Renfroe Sept. 27, 2016 at San Diego
Hit for Cycle (Dodgers):	Cody Bellinger July 15, 2017 at Miami	8-RBI Game (Dodgers):	Adrian Gonzalez Aug. 22, 2016 at Cincinnati
Hit for Cycle (Opponent):	Cristian Guzman Aug. 28, 2008 at Washington	8-RBI Game (Opponent):	Fernando Tatis April 23, 1999 vs. St. Louis
Home Run, Pitcher (Dodgers):	Kenta Maeda April 6, 2016 at San Diego	9-RBI Game (Dodgers):	James Loney Sept. 28, 2006 at Colorado



**LEGENDARY LAGER FOR
LEGENDARY MOMENTS.**



DODGER STADIUM



On April 11, 2018, Major League Baseball announced that Dodger Stadium will host the 2020 All-Star Game in a ceremony attended by past and present Dodger All-Stars, Stan Kasten and MLB Commissioner Rob Manfred. Los Angeles last hosted an All-Star Game in 1980 (program pictured above).



Dodger Stadium

Home of MLB's 2020 All-Star Game, Dodger Stadium's rich history began with club president Walter O'Malley's foresight over six decades ago. In 1957, he lobbied for a new stadium to be built for his Brooklyn club, but when a deal could not be reached, the Dodgers made the unprecedented move to California. In September of that year, the city of Los Angeles agreed to give 300 acres of land to the Dodgers in exchange for the deed to Wrigley Field in Los Angeles and their commitment to construct a 50,000-seat stadium. While Dodger Stadium was being built, the Dodgers played at the Los Angeles Memorial Coliseum through 1961, before the true Opening Day — April 10, 1962 — when the Dodgers finally played in their new home before 52,564 fans.

Since opening its gates, Dodger Stadium (capacity: 56,000) has hosted 10 World Series and the Dodgers have won four World Championships (1963, 1965, 1981 and 1988), 10 NL pennants (1963, 1965, 1966, 1974, 1977, 1978, 1981, 1988, 2017, 2018), 17 division crowns (1974, 1977-78, 1981, 1983, 1985, 1988, 1995, 2004, 2008-09, 2013-18) and two NL Wild Card berths (1996, 2006). The stadium has hosted 4,554 regular-season Dodger games, with the club posting a 2,619-1,935 record (.575), and 86 postseason games (51-35, .593).

History

- The first game in Dodger Stadium history was held on April 10, 1962. Left-hander Johnny Podres made the start against the Cincinnati Reds. Kay O'Malley, wife of Dodger President Walter O'Malley, threw out the ceremonial first pitch to catcher John Roseboro.
- Hall of Famer Willie Stargell is the only player to twice hit a ball out of Dodger Stadium (Aug. 5, 1969 and May 8, 1973). Mike Piazza is the only Dodger to clear the roof (Sept. 21, 1997).
- Of the six Dodger World Series championships, the only title clinched on their home field was 1963 when Los Angeles swept the Yankees, capped by a 2-1 victory in Game 4.
- The only All-Star Game in Dodger Stadium history was the 1980 Mid-Summer Classic, won by the NL, 4-2. It was announced last year, that Dodger Stadium will also host the 2020 All-Game Game.
- The only perfect game in Dodger history was pitched by Sandy Koufax at Dodger Stadium in a 1-0 victory against the Chicago Cubs on Sept. 9, 1965.

International

- Dodger Stadium played host to the 1984 Olympic Baseball tournament, the opening ceremonies of the 1991 United States Olympic Festival and the finals of both the 2009 and 2017 World Baseball Classics.
- In 1966, the Dodgers received a 10-foot-tall stone lantern gift from Japanese Hall of Famer Sotaro Suzuki as a token of friendship between the Dodgers and Japan. The Dodgers rededicated the stone lantern in 2003 and maintain it and the surrounding Japanese garden, located in the hills above parking lot 6.



Sandy Koufax celebrates recording the final out of the 1963 World Series.



Dodger Stadium played host to the NHL's Stadium Series on January 25, 2014, as the Anaheim Ducks faced the Los Angeles Kings in a regular season game.

Unique Events

- Pope John Paul II celebrated a Mass at Dodger Stadium on Sept. 16, 1987. The event drew a stadium-record crowd of 63,000.
- Entertainers to perform at Dodger Stadium include: AC/DC, Beyoncé, Billy Joel, Guns N' Roses, The Rolling Stones, The Beatles, KISS, Madonna, The Bee Gees, Elton John, Simon and Garfunkel, John Legend, Luke Bryan, Michael Jackson, David Bowie, Genesis, Eric Clapton, U2, the Dave Matthews Band, Bruce Springsteen, Paul McCartney and The Three Tenors.
- The Harlem Globetrotters played an exhibition game at Dodger Stadium on Feb. 4, 1964. The basketball court was placed on the infield.
- In recent years, Dodger Stadium has played host to a rugby match (2015), a soccer game (2013) and the National Hockey League's first regular-season outdoor game in California on Jan. 25, 2014 between the Los Angeles Kings and Anaheim Ducks (pictured left).

Original Construction

- Elevations at "Chavez Ravine" ranged from 400 feet to 700 feet above sea level. More than eight million cubic yards of earth was moved to reshape the area.
- Dodger Stadium was designed by Emil Praeger and was the first privately financed stadium since Yankee Stadium, built by a brewery in 1923.
- The Dodgers played at the Los Angeles Coliseum from 1958-61 and groundbreaking ceremonies for the original Dodger Stadium construction were held on Sept. 17, 1959.
- There were more than 25,000 separate pieces of precast concrete used to build the original Dodger Stadium.
- The original dugout level seats at Dodger Stadium were inspired by a similar layout of dugout seats at Korakuen Stadium, where the Dodgers played during their 1956 Japan goodwill tour. Club seats have since been replaced by the Dugout Club Seats.
- Dodger Stadium was designed so that each of the nine levels of the park has entries at grade as the hillside rises around the structure. The engineers used the terrain of the site to allow access directly from each level without requiring fans to use stairs or an elevator.
- The original color scheme of Dodger Stadium, which is evident in the seats today, is a result of the study of popular colors in the 1960's, reflective of the California spirit.
- The distinctive inverted precast panels of the Top Deck and the zig-zag roof of the pavilions are unique architectural features.



A birds-eye view of the Dodger Stadium construction and terraced parking at Chavez Ravine.

Recent improvements

- Since 2013, Dodger Stadium has undergone a series of fan-friendly, structural and behind-the-scenes improvements including the creation of two new entrance plazas on the field level, tiered seating and bar areas overlooking both bullpens, new HD video screens and sound system, wider concourses and renovated restrooms, enhanced concessions, kids play areas, displays to honor the club's rich history, upgrades to the stadium's infrastructure, new home and visiting clubhouses and new batting cages in home/visitor clubhouses.

Dodger Stadium Firsts

Game: April 10, 1962 (Cincinnati Reds 6, Dodgers 3)
American League Game: April 17, 1962 Los Angeles Angels vs. Kansas City (Athletics win, 5-3)
Dodger victory: April 11, 1962 (Dodgers 6, Cincinnati 2)
Pitch: Johnny Podres, Dodgers vs. Cincinnati, April 10, 1962
Batter: Eddie Kasko, Cincinnati vs. Dodgers, April 10, 1962 (double)
Dodger Batter: Maury Wills, April 10, 1962 (groundout)
Winning Pitcher: Bob Purkey, Cincinnati, April 10, 1962
Losing Pitcher: Johnny Podres, Dodgers, April 10, 1962
Winning Dodger Pitcher: Sandy Koufax, Dodgers vs. Cincinnati, April 11, 1962, complete game, 6-2

Dodger Lineup

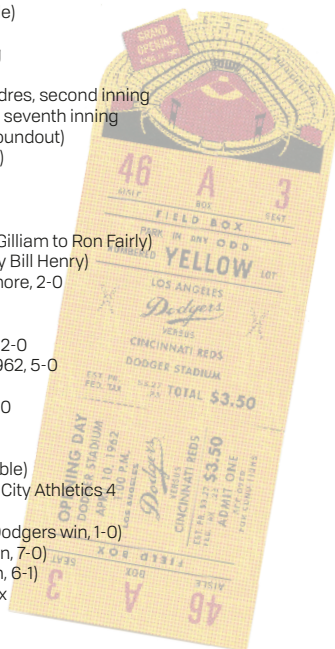
April 10, 1962 vs. Cincinnati HP umpire: Dusty Boggess

Maury Wills SS
 Jim Gilliam 2B
 Wally Moon LF
 Duke Snider RF
 John Roseboro C
 Ron Fairly 1B
 Daryl Spencer 3B
 Willie Davis CF
 Johnny Podres P



Opening Day April 10, 1962

Hit: Eddie Kasko, Cincinnati, April 10, 1962 (double to lead off game)
First Dodger batter: Maury Wills, April 10, 1962 (groundout)
Hit by a Dodger: Duke Snider, April 10, 1962 vs. Cincinnati, single to lead off second inning
Double by a Dodger: Ron Fairly, April 10, 1962 vs. Cincinnati, fourth inning
Triple: Daryl Spencer, Dodgers vs. Cincinnati, April 10, 1962, ninth inning
Home Run: Wally Post, Cincinnati, April 10, 1962, seventh inning, off Johnny Podres
Home Run by a Dodger: Jim Gilliam, April 11, 1962 vs. Cincinnati, third inning off Moe Drabowsky
Home Run Out of Stadium: Willie Stargell, Pittsburgh, Aug. 6, 1969 off Alan Foster
Grand Slam Home Run: Brooks Robinson, Baltimore vs. Angels, May 6, 1962, off Ken McBride
Grand Slam by a Dodger: Willie Davis, July 2, 1962 (1st gm) vs. Cincinnati, 4th inning off Jack Hamilton
Run Scored: Eddie Kasko, Cincinnati, April 10, 1962, first inning
Run Scored by a Dodger: Jim Gilliam, April 10, 1962 vs. Cincinnati, fourth inning
Run Batted In: Vada Pinson, Cincinnati, April 10, 1962, first inning (single)
RBI by a Dodger: Ron Fairly, April 10, 1962, fourth inning (two-run double)
Base on Balls: Tommy Harper, Cincinnati, April 10, 1962, second inning
Base on Balls by a Dodger: John Roseboro, April 10, 1962, second inning
Strikeout: Gordy Coleman, Cincinnati, April 10, 1962, by Johnny Podres, second inning
Strikeout by a Dodger batter: Daryl Spencer, April 10, 1962, by Bob Purkey, Cincinnati, seventh inning
Pinch Hitter: Tim Harkness, Dodgers, April 10, 1962, eighth inning (groundout)
Pinch Hit: Andy Carey, Dodgers, April 10, 1962, ninth inning (single)
Sacrifice bunt: Cookie Rojas, Cincinnati, April 10, 1962, first inning
Sacrifice fly: Gordy Coleman, Cincinnati, April 11, 1962
Stolen Base: John Roseboro, Dodgers vs. Cincinnati, April 11, 1962
Double Play: Dodgers, April 10, 1962, First Inning (Maury Wills to Jim Gilliam to Ron Fairly)
Hit Batsman: John Roseboro, Dodgers vs. Cincinnati, April 10, 1962 (by Bill Henry)
No-Hitter: Bo Belinsky, Los Angeles Angels, May 5, 1962 vs. Baltimore, 2-0
No-Hitter by a Dodger: Sandy Koufax, June 30, 1962 vs. New York Mets, 5-0
Perfect Game: Sandy Koufax, Sept. 9, 1965 vs. Chicago Cubs, 1-0
No-Hitter by an Opponent: Dennis Martinez, Montreal, July 28, 1991, perfect game, 2-0
Shutout: Jim Kaat, Minnesota vs. Los Angeles Angels, April 22, 1962, 5-0
Shutout by a Dodger: Sandy Koufax, June 18, 1962 vs. St. Louis, 1-0
Shutout by an Opponent: Al McBean, Pittsburgh, April 29, 1962 (second game), 1-0
Wild Pitch: Sandy Koufax, Dodgers vs. Cincinnati, April 11, 1962
Balk: Moe Drabowsky, Cincinnati, April 11, 1962
Hit by a Pitcher: Johnny Podres, Dodgers, April 10, 1962, fifth inning (double)
Extra-Inning Game: April 19, 1962, 12 innings, Los Angeles Angels 6, Kansas City Athletics 4
Extra-Inning Dodger Game: May 1, 1962, 16 innings, Dodgers 6, Chicago Cubs 5
World Series Game: Dodgers vs. New York Yankees, Oct. 5, 1963 (Game 3, Dodgers win, 1-0)
NLCS Game: Dodgers vs. Pittsburgh, Oct. 8, 1974 (Game 3, Pirates win, 7-0)
Division Series Game: Dodgers vs. Houston, Oct. 9, 1981 (Game 3, Dodgers win, 6-1)
Rainout: April 14, 1963, Los Angeles Angels vs Chicago White Sox
Dodger rainout: April 21, 1967, vs. St. Louis
Doubleheader: April 29, 1962, Dodgers swept by Pittsburgh
Exhibition game: April 6, 1963, Los Angeles Angels vs. Los Angeles Angels
Interleague game: June 12, 1997, Dodgers 4, Anaheim Angels 3



Los Angeles Attendance Highlights

Record At The Turnstile: In 2018, the Dodgers led Major League Baseball in attendance for the sixth consecutive season and set a franchise record with a total attendance of 3,857,500 for their 82 home dates (47,042 average). It marked the sixth highest single-season attendance in National League history. The Dodgers' previous high mark was set in 2007 (3,857,036). Los Angeles also led MLB in combined home/road attendance, drawing 6,538,203.

Mlb Leaders: Since moving to Los Angeles in 1958, the Dodgers have led the National League in attendance 33 times, including posting the highest attendance in the Majors in 29 of those 33 years (see previous page for individual seasons).

Sellouts: The Dodgers established a club record with 37 sellouts in 1983.

Largest Single-Game Crowd: The Dodgers drew 57,097 fans on April 13, 2009 for an 11-1 Opening Day victory over the Giants, the largest regular season crowd in Dodger Stadium history and one of three times that the club has drawn more than 56,000 at Chavez Ravine (also: March 31, 2011 vs. SF, Aug. 21, 2012 vs. SF).

Largest Single-Game Postseason Crowd: During the postseason, the largest Dodger Stadium crowd is 56,800 - done three times during the 2008 NLCS vs. Philadelphia - Oct. 12, 13, 15.

Over Three Million: The Dodgers hold the Major League record for drawing more than three million fans on 32 occasions, while also topping the big leagues in number of times topping 2.5 million (45). Los Angeles has surpassed 2 million fans for an MLB record 46 consecutive seasons.

Turnstiles: The Dodgers established a then-Major League record when they drew 3,608,881 fans in 1982. The NL implemented a new attendance counting system in 1993, and the Rockies recorded the largest single-season total in Major League history with 4,483,350 fans in their first Major League season. Through the 1992 season, attendance figures in the NL were counted by the number of fans in attendance and the AL counted total tickets sold. Both leagues - currently count total tickets sold.

For The Record Book: On May 7, 1959, the Dodgers and Yankees played before an exhibition crowd of 93,103 at the Los Angeles Coliseum in honor of Roy Campanella, the highest single-game attendance mark for a Major League game.

World's Greatest: The Dodgers in 2005 were honored by the Guinness Book of World Records as having the "Highest Cumulative Attendance for a Baseball Franchise" dating back to 1901.

Top 20 NL Attendance Marks	
TEAM (YEAR)	TOTAL
1. Colorado (1993)	4,483,350
2. New York (2008)	4,042,045
3. Colorado (1996)	3,891,014
4. Colorado (1997)	3,888,453
5. Atlanta (1993)	3,884,720
6. Los Angeles (2018)	3,857,500
7. Los Angeles (2007)	3,857,036
8. New York (2007)	3,853,949
9. Colorado (1998)	3,789,347
10. Los Angeles (2014)	3,782,337
11. Los Angeles (2017)	3,765,856
12. Los Angeles (2015)	3,764,815
13. Los Angeles (2009)	3,761,651
14. Los Angeles (2006)	3,758,545
15. Los Angeles (2013)	3,743,527
16. Los Angeles (2008)	3,730,750
17. Los Angeles (2016)	3,703,312
18. Philadelphia (2011)	3,608,718
19. Philadelphia (2010)	3,647,249
20. Los Angeles (1982)	3,608,881

Campo Las Palmas

The Dodgers were the first MLB club to establish a baseball academy in the Dominican Republic when they first opened the doors of Campo Las Palmas in 1987. Former Dodger President Peter O'Malley and former Dodger Scout and Vice President Ralph Avila arranged for the Dodgers to purchase land in San Antonio de Guerra on which Campo Las Palmas was constructed. The Dodgers, under ownership by Mark Walter and Guggenheim Baseball Management, expanded the campus with the purchase of a neighboring parcel and the total complex is now 70 acres.

Campo Las Palmas celebrated its 30th anniversary in 2017 with

extensive improvements and an expansion of the state-of-the-art facility. In 1987, the original facility consisted of four structures, which has now grown to 10 buildings of nearly 100,000 total square feet following the 2017 expansion. The newly renovated Campo Las Palmas houses 96 players, 19 coaches and support staff, while training facilities include three and one-half fields, a covered batting cage large enough to accommodate infield practice, a mile running track, conditioning and weight room and training areas within the clubhouse.

Designed to expand the campus qualities of the original complex and encourage continuing education during time in camp, new buildings at Campo Las Palmas feature four classrooms, a quiet room and a social area for players. Additional updates include the Jackie Robinson Hall which


functions as a movie house that uses English-language films as part of language learning and is a place where players can spend time with their families when they visit Campo Las Palmas. A community field for little league play is near the entrance, and fruit trees and a vegetable garden near the new kitchen mark the team's commitment to nutrition.



Camelback Ranch - Glendale



Camelback Ranch-Glendale (CR-G) is in its 11th season (opened in 2009) as the Spring Training home of the Dodgers and White Sox this year. CR-G is one of the largest stadiums in the Cactus League and features unique grounds that include picturesque walking trails, a five-acre lake and an orange grove – a nod to the Dodgers’ previous spring home in Vero Beach, FL, where they trained for 61 years. The CR-G campus has become home for all Dodger minor league operations throughout the



CR-G Notes

Architect: HKS, Dallas
Groundbreaking: Nov. 5, 2007
First Game: March 1, 2009 vs CWS

year, including the franchise’s teams in the Rookie-level Arizona League, Fall Instructional League and Arizona Fall League.

The award-winning stadium offers more than 10,300 fixed seats and grass seating for 3,000-plus fans. An orange grove – a touch of Dodgertown, Southern California and Arizona – is located beyond the left-field wall of replica Dodger Stadium.

The Dodgers set a CR-G total attendance record in 2017, with 165,911 in 17 home dates. The club’s record for average attendance was set in 2016, when the club hosted 155,841 fans in 15 home dates (average of 10,389).

Dodgertown In Vero Beach

Dodgertown in Vero Beach was the Spring Training home of the Dodgers for 61 years from 1948-2008 and home to some of the most memorable players and personalities of both Brooklyn and Los Angeles lore. The personalized street signs within the complex honored such Hall of Famers as Jackie Robinson, Sandy Koufax, Roy Campanella, Duke Snider, Pee Wee Reese, Don Drysdale, Tommy Lasorda, Walter Alston, Don Sutton, Vin Scully and Jaime Jarrin.



The Dodgers first set up camp at the invitation of a local businessman, Bud Holman, after the city needed a tenant to occupy a former World War II Naval Air Station. The club brought its minor league operations to Vero Beach in 1948, and in 1952 Dodger President Walter O’Malley and New York-based architect Emil Praeger decided to build an intimate-style stadium with unobstructed views. “Holman Stadium,” named by O’Malley after Bud Holman, was officially dedicated on March 11, 1953. The camp became the most unique baseball training facility in the country, a destination for international baseball visitors. The complex also grew into six practice fields, four indoor batting and pitching tunnels, a pool, tennis court and more.

On March 17, 2008, the final Spring Training contest took place at Holman Stadium and at its conclusion, the Dodgers formed a “bat tunnel” for Hall of Famer Tommy Lasorda as he walked off the field for the final time in Vero Beach. In November 2014, Historic Dodgertown - Vero Beach was designated as a “Florida Heritage Landmark” and a Historical Marker was unveiled on the property.

Dodger Spring Training Record

YEAR	W-L-T	ATTEND. (# G)	YEAR	W-L-T	ATTEND. (# G)	YEAR	W-L-T	ATTEND. (# G)
1958	15-16-0	9,218 (3)	1980	10-7-1	39,629 (9)	2002	12-17-4	66,318 (15)
1959	12-10-0	11,022 (4)	1981	12-14-0	55,342 (12)	2003	15-15-1	53,699 (14)
1960	12-10-0	10,080 (4)	1982	12-12-0	59,573 (11)	2004	12-22-0	64,414 (15)
1961	13-15-0	---	1983	11-17-0	65,815 (13)	2005	14-14-3	62,582 (16)
1962	18-12-0	13,461 (5)	1984	13-13-0	62,739 (11)	2006	15-13-5	72,478 (17)
1963	12-15-0	18,214 (6)	1985	16-11-0	70,939 (13)	2007	17-16-1	76,899 (15)
1964	9-16-0	17,515 (6)	1986	12-16-1	84,428 (15)	2008	11-18-4	90,913 (14)
1965	17-11-0	20,507 (7)	1987	12-15-0	72,491 (12)	2009	15-22-0	131,134 (14)
1966	10-16-0	10,407 (4)	1988	21-11-0	72,899 (15)	2010	11-17-2	124,501 (14)
1967	11-16-0	16,244 (7)	1989	16-16-0	78,903 (14)	2011	14-21-1	103,114 (15)
1968	14-13-0	14,018 (5)	1990	8-4-0	22,640 (5)	2012	15-15-4	121,769 (15)
1969	12-13-0	9,531 (10)	1991	15-18-0	84,551 (13)	2013	13-20-3	133,460 (17)
1970	17-8-0	15,113 (8)	1992	12-18-0	85,332 (14)	2014	7-12-5	114,402 (12)
1971	13-9-0	17,648 (10)	1993	13-16-1	55,031 (12)	2015	16-11-8	147,066 (15)
1972	10-7-0	14,437 (6)	1994	15-15-0	75,987 (13)	2016	13-17-3	155,841 (15)
1973	15-12-0	17,639 (7)	1995	*21/7-8/5-0	47,228 (21)	2017	18-17-2	165,911 (17)
1974	17-7-0	20,355 (7)	1996	17-9-0	62,066 (13)	2018	17-15-1	152,305 (15)
1975	19-9-0	31,478 (9)	1997	13-11-1	61,991 (13)	Total	828-804-55	
1976	10-3-0	17,458 (5)	1998	18-10-1	56,941 (14)	Home attendance does not include games played at Dodger Stadium.		
1977	17-7-0	33,617 (9)	1999	21-9-1	65,191 (13)	N/A – Not available		
1978	10-14-0	45,256 (10)	2000	12-18-0	69,593 (16)	*March 2 - April 1/April 13-24		
1979	13-10-0	52,935 (10)	2001	18-13-2	56,398 (13)			

Dodger Spring Training Sites


1901	Charlotte, NC	1919-20	Jacksonville, FL	1941-42	Havana, Cuba
1902-06	Columbia, SC	1921	New Orleans, LA	1943-45	Bear Mountain, NY
1907-09	Jacksonville, FL	1922	Jacksonville, FL	1946	Daytona Beach, FL
1910-12	Hot Springs, AR	1923-32	Clearwater, FL	1947	Havana, Cuba
1913-14	Augusta, GA	1933	Miami, FL	1948	Ciudad Trujillo, D.R.
1915-16	Daytona Beach, FL	1934-35	Orlando, FL	1948-2008	Vero Beach, FL
1917-18	Hot Springs, AR	1936-40	Clearwater, FL	2009-present	Glendale, AZ



COMMUNITY & LOS ANGELES DODGERS FOUNDATION



During the 2019 Dodgers Love LA Community Tour, Dodger players visited with families of victims, survivors and first responders from the Borderline tragedy in Thousand Oaks. After an emotional remembrance luncheon, the players and community connected over a love of country music and line-dancing.



PLAY



- Thousands of underserved local youth have attended the annual Children's Holiday Party for a day of fun and games that includes snow and the distribution of books, toys, and bicycles



- During the 2018 Dodgers Love LA Community Tour the team built the first Dodgers playground in Alhambra

COMMUNITY RELATIONS

On and off the field, the Dodgers are committed to serving the community of Los Angeles. With various events occurring throughout the year and across the Southland, the Dodgers' community outreach focuses on inspiring youth and adults throughout the region to PLAY, LIVE, LEARN and SERVE.

Through civic and corporate partnerships, events and community service, the Dodgers fulfill a multitude of community needs and wishes, bringing joy and respite to people of all ages, abilities, backgrounds and genders.



LIVE



- During the 2018 season, the team granted over 300 unforgettable Dodger experiences and wishes to fans facing unique milestones or serious health conditions through the Dodger Blue Wishes Program

- Throughout the season, the Dodgers visited hundreds of fans in local hospitals



LEARN



- 1.2 million minutes have been read by over 5,000 students from more than 900 schools through the LA Reads program
- Over 5,000 LAUSD students from 11 schools participated in the Step Up to the Plate Attendance Program last season
- 9,000 students participated in the Shred Hate initiative during the 2018 season when the Dodgers teamed up with Major League Baseball, ESPN and No Bully to raise awareness about the bullying epidemic and reduce the incidents of bullying in schools



SERVE



- Active military personnel and veterans were honored during each 2018 home game for the Military Hero of the Game recognition
- The team has hosted thousands of military service members and their families at the annual Veteran's Day Batting Practice
- Thousands of servicemen and women have been welcomed to the stadium through the annual Military Appreciation Night and L.A. Fleet Week
- Over 700 first responders and emergency personnel have participated in the annual Firefighter Appreciation batting practice that includes hitting at home plate, fielding balls in the outfield, lunch and player meet and greets



IN THE COMMUNITY



· Throughout the past 14 seasons, the team has distributed over 15,000 Thanksgiving turkeys and dinners to low-income families at the annual Turkey Giveaway

· Since its inception in 2017, over 1.5 million people have taken advantage of the Dodger Stadium Express; a collaboration with Metro to provide free public transportation to Dodger Stadium

· In 2018, the team hosted multiple events throughout Los Angeles to address causes unique to the local community including a tree planting event, a back to school giveaway and a field renovation at a neighboring middle school



· Supported those affected by the California wildfires and pledged \$100,000 to the American Red Cross in support of relief efforts from the Woolsey and Hill wildfires near Los Angeles

· Joined the Los Angeles Dodgers Foundation to donate \$25,000 to the Ventura County Community Foundation to benefit those affected by the Borderline Shooting Tragedy

· Donated Dodger items and stadium experiences to more than 1,100 community organizations and individuals

· Provided more than 70,000 game tickets to over 800 local organizations, assisting causes related to public health, veterans, schools, churches, Boys & Girls Clubs, recovery clinics, at-risk youth and afterschool programs

· Through Kids 4 Dodgers Baseball, hosted over 20,000 children from 200 schools, nonprofits and community groups across the Los Angeles region for an all-inclusive gameday experiences at Dodger Stadium



Sports
+
Recreation

Education
+
Literacy

Health
+
Wellness

Founded in 1995, the Los Angeles Dodgers Foundation (LADF) is the official team charity of the Los Angeles Dodgers. An award-winning leader in sports-based youth development, LADF harnesses the power of the Dodger brand, and a passionate fan base, to significantly impact underserved youth in some of the most challenged neighborhoods of Los Angeles. With a focus on Sports + Recreation, Education + Literacy, and Health + Wellness, LADF administers direct programs serving youth and communities at large and provides grants to local nonprofit organizations. With a bigger than baseball mentality, LADF is focused on finding innovative ways to create opportunities for children through programs that engage with kids in sports, helps kids stay active and promote academic success. With the support of partners, stakeholders and fans, LADF produces incredible results on fields, in classrooms and at recreation centers, creating Major League Communities.

The Los Angeles Dodgers Foundation envisions a city where every young Angeleno, in every neighborhood can thrive.

YOUTH PROGRAMS

▼ Dodgers Dreamfields

Through the Dodgers Dreamfields program, LADF builds and refurbishes baseball and softball fields in underserved communities to provide a safe place for youth to conduct positive recreational activity in their own neighborhoods. With the completion of Dodgers Dreamfield No. 50 in 2018, LADF announced its plan to extend the initial commitment of 50 fields with an additional \$10 million to build 75 fields by the 75th anniversary of the Dodgers move to Los Angeles. LADF will build and refurbish 25 more fields by 2033.



▼ LA Reads

LA Reads is a joint-literacy campaign between LADF and the Dodgers which includes the "Dodgers Reading Champions" literacy challenge. LA Reads and Dodgers Reading Champions are designed to motivate youth to read and help them build a lifelong love of reading. LADF hosts reading events throughout the community at local schools, libraries, non-profit partners and in-stadium throughout the school year as a part of the LA Reads campaign.



▲ Dodgers RBI

(Reviving Baseball in Inner Cities)

Dodgers RBI is a baseball and softball youth-development program that aims to increase participation in the sport and use sports participation as an engagement tool to increase access to education, literacy, health, wellness and recreational resources in underserved communities serving 10,500 children ages 5-18 across 89 locations. Dodgers RBI is bigger than baseball, focusing on youth character development as it engages communities and families in programming.



GRANTMAKING

In 2018, LADF impacted 2,300,000 kids with direct programs and grants to local organizations that totaled more than \$1.6 million to 70 non-profit organizations. These awards are part of LADF's annual grants program, which disseminates funds three times a year to organizations that fall within its three pillars — Education + Literacy, Health + Wellness and Sports + Recreation.



Sports
+
Recreation

Education
+
Literacy

Health
+
Wellness

STRATEGIC PARTNERSHIPS



Playworks Southern California

Baseball workshops at 24 elementary schools and recess rollouts at five schools for more than 15,000 students



The Jackie Robinson Foundation

Four-year scholarships, mentorship and leadership development for eight students



Library Foundation

"Summer at the Library" reaching more than 90,000 children across 73 libraries



Positive Coaching Alliance – Los Angeles

Positive, character-building sports experience via 350 live workshops for more than 5,000 student athletes and certification of more than 9,000 Double Goal coaches.



Vision to Learn


Free eye screenings/exams and glasses to students in the Compton Unified School District

FUNDRAISING EVENTS




Blue Diamond Gala

Private benefit concert on the field at Dodger Stadium, including a star-studded blue carpet and pre-show party




Summer and Winter Youth Baseball Camps at Dodger Stadium

Daily instruction by Dodger coaches, prospects and alumni with special player appearances



5K & 10K and Kids Fun Run

Breathtaking route in and around Dodger Stadium including more than 12,000 Dodger fans and avid runners



Spouses Mystery Bag

In partnership with the Dodger wives', fans can purchase autographed baseballs signed by current Dodger players, coaches, alumni and broadcasters



Sports
+
Recreation

Education
+
Literacy

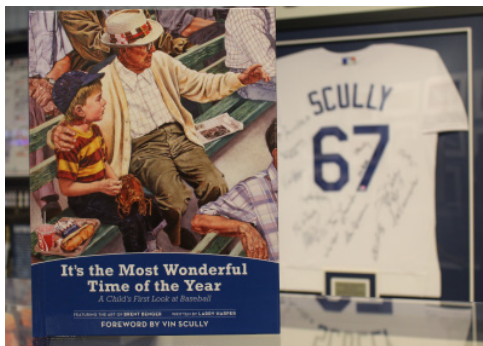
Health
+
Wellness

FUNDRAISING ACTIVITIES



Ribbon Board Messages

Commemorate a special occasion during the game or share a message welcoming your family and friends to the stadium



Retail

Purchase "It's The Most Wonderful Time of the Year," written by Larry Harper with a foreword from Vin Scully



Silent Auctions

Every Saturday and Sunday home games and select promotional nights




50/50 Raffle

Each game's rewards are split between one lucky winner and LADF

DONATE YOUR VEHICLE!
CAR, TRUCK, MOTORCYCLE, RV OR BOAT

CALL 888-843-1494
DODGERS.COM/VEHICLEDONATION



Vehicle Car Donation
Donate your car, truck, RV or boat

Blue Circle
Donate and join a group formed to help collectively impact young lives

@dodgersfoundation

@DodgersFdn

/LosAngelesDodgersFoundation

For more information visit dodgers.com/LADF



PLAYER DEVELOPMENT



The Double-A Dodger Affiliate Tulsa Drillers celebrate winning the 2018 Texas League Championship. Single-A Rancho Cucamonga Quakes won the 2018 California League Championship and were voted Organization of the Year in the California League for the fourth time in six seasons. The post-season award, voted upon by all eight California League teams, also included the Excellence in Marketing and Promotions award.

Dodger Minor League Partners' Coaching Staffs



Oklahoma City Dodgers

Triple-A Pacific Coast League

5th Season as Dodger Affiliate
2018: 75-65, 1st Pcl American North

Manager: Travis Barbary
Pitching Coach: Bill Simas
Hitting Coach: Scott Coolbaugh
Coach: Jeremy Rodriguez



Tulsa Drillers

Double-A Texas League

5th Season As Dodger Affiliate
2018: 74-65, 1st TL North (Texas League Champions)

Manager: Scott Hennessey
Pitching Coach: Dave Borkowski
Hitting Coach: Adam Melhuse
Coach: Pedro Montero



Rancho Cucamonga Quakes

Single-A California League

9th Season As Dodger Affiliate
2018: 87-53, 1st CL South (Cal League Champions)

Manager: Mark Kertenian
Pitching Coach: Connor Mcguinness
Hitting Coach: Dustin Kelly
Coach: Elian Herrera



Great Lakes Loons

Single-A Midwest League

13th season as Dodger affiliate
2018: 60-77, 6th ML Eastern

Manager: John Shoemaker
Pitching Coach: Luis Meza
Hitting Coach: Justin Viele
Coach: Jason Bourgeois



Ogden Raptors

Rookie-advanced Pioneer League

16th season as Dodger affiliate
2018: 46-30, 1st PL South

Manager: Austin Chubb
Pitching Coach: Dean Stiles
Hitting Coach: Seth Conner
Coach: Cordell Hipolito



AZL Dodgers

Rookie-level Arizona League

2018: 19-8, 1st AL Central

Manager: Jair Fernandez
Pitching Coach: Stephanos Stroop
Hitting Coach: Jarek Cunningham
Coach: Chris Gutierrez



DSL Dodgers 1/2

Rookie-level Dominican League

2018 (1): 39-30, 3rd DSL Northwest
2018 (2): 34-36, 4th DSL North

Managers: Keyter Collado/
Fumi Ishibashi
Pitching Coaches: Roberto Giron/
Ramon Troncoso
Hitting Coaches: Johermyn Chaves/
Sergio Mendez
Coaches: Antonio Bautista/
Pedro Mega/
Dunior Zerpa

Dodger Organization League Champions 1958-2018

Year	Team (League)	Manager	Year	Team (League)	Manager
1958	Macon (South Atlantic)	Danny Ozark	1987	Albuquerque (Pacific Coast)	Terry Collins
	Montreal (International)	Clay Bryant		Sarasota (Gulf Coast)	Joe Alvarez
1959	Green Bay (Three - I)	Stan Wasiak	1988	Great Falls (Pioneer)	Tim Johnson
1960	Atlanta (Southern Assn)	Rube Walker		Santo Domingo (Dominican)	Elvio Jimenez
	Reno (California)	Tom Saffell	1989	Bakersfield (California)	Tim Johnson
	Spokane (Pacific Coast)	Preston Gomez		Great Falls (Pioneer)	Joe Vavra
1961	Great Falls (Pioneer)	Albert Ronning		Santo Domingo (Dominican)	Teddy Martinez
	Reno (California)	Roy Smalley	1990	Albuquerque (Pacific Coast)	Kevin Kennedy
1964	Salisbury (Western Carolinas)	George Scherger		Great Falls (Pioneer)	Joe Vavra
1965	Albuquerque (Texas)	Roy Hartsfield		Kissimmee (Gulf Coast)	Ivan DeJesus
1966	Ogden (Pioneer)	Tommy Lasorda		Vero Beach (Florida State)	Joe Alvarez
	Tri-City (Northwest)	Duke Snider	1992	La Vega (Dominican)	Antonio Bautista
1967	Albuquerque (Texas)	Duke Snider	1993	La Vega (Dominican)	Antonio Bautista
	Ogden (Pioneer)	Tommy Lasorda	1994	Albuquerque (Pacific Coast)	Rick Dempsey
1968	Ogden (Pioneer)	Tommy Lasorda	1995	San Bernardino (California)	Ron Roenicke
	Tri-City (Northwest)	Don LeJohn	1996	La Romana (Dominican)	Antonio Bautista
1969	Ogden (Pioneer)	Ray Malgradi		Savannah (South Atlantic)	John Shoemaker
	Rogue Valley (Northwest)	Bill Berrier		Yakima (Northwest)	Joe Vavra
1970	Albuquerque (Texas)	Del Crandall	1997	La Romana (Dominican)	Jose Salado
	Bakersfield (California)	Don LeJohn		Ron Antonio (Texas)	Ron Roenicke
	Spokane (Pacific Coast)	Tommy Lasorda	1999	San Bernardino (California)	Rick Burleson
1972	Albuquerque (Pacific Coast)	Tommy Lasorda	2000	San Bernardino (California)	Dino Ebel
	El Paso (Texas)	Monty Basgall		Santo Domingo (Dominican)	Pedro Mega
1977	Lethbridge (Pioneer)	Gail Henley		Yakima (Northwest)	Butch Hughes
	Lodi (California)	Stan Wasiak	2001	Jacksonville* (Southern)	John Shoemaker
1978	Albuquerque (Pacific Coast)	Del Crandall	2002	Great Falls (Pioneer)	Dann Bilardello
1979	Lethbridge (Pioneer)	Gail Henley	2005	Jacksonville (Southern)	John Shoemaker
1980	Albuquerque (Pacific Coast)	Del Crandall	2011	AZL Dodgers (Arizona)	Jody Reed
	Lethbridge (Pioneer)	Gail Henley	2015	Rancho Cucamonga (California)	Bill Haselman
1981	Albuquerque (Pacific Coast)	Del Crandall	2016	Great Lakes (Midwest)	Gil Velazquez
	Lodi (California)	Terry Collins	2017	Ogden (Pioneer)	Mark Kertenian
1982	Albuquerque (Pacific Coast)	Del Crandall		DSL Dodgers 1 (DSL)	Austin Chubb
1983	Bradenton (Gulf Coast)	Gary LaRocque	2018	Tulsa (Texas)	Scott Hennessey
	Vero Beach (Florida State)	Stan Wasiak		Rancho Cucamonga (California)	Drew Saylor

*co-champions

Dodgers' All-Time Minor League Records

Batting Records:

Career

Games	1,252
Norm Larker (1949-57)	4,571
At-Bats	740
Norm Larker (1949-57)	1,362
Norm Larker (1949-57)	271
Norm Larker (1949-57)	74
Bert Hamric and Charlie Neal	208
Jim Gentile (1952-59)	681
RBI	304
Norm Larker (1949-57)	
Stolen Bases	
Wayne Kirby	

Single Season

Batting Average436
Fran Bonair (1957, Reno)147
Tom Paciorek (1972, Albuquerque)	637
At-Bats	
Jasper Spears (1955, St.Paul)	162
Runs	

Tom Humber (1947, Great Falls)	216
Hits54
Willie Davis (1960, Spokane)	26
Doubles44
Delwyn Young (2007, Las Vegas)	153
Triples727
Willie Davis (1960, Spokane)	535
Home Runs	120
Greg Brock (1982, Albuquerque)	184
Phil Hiatt (2001, Las Vegas)	
On-Base Percentage	
RBI	
William Gabler (1951, Santa Barbara)	
Slugging Percentage	
Phil Hiatt (2001, Las Vegas)	
On-Base Percentage	
Ray Perry (1954, Bakersfield)	
Stolen Bases	
Alan Wiggins (1980, Lodi)	
Walks	
Ray Perry (1954, Bakersfield)	

Pitching Records:

Career	
Games	328
Jose Garcia	1,837.0
Innings	133
Bill Harris	
Wins	
Bill Harris	

Losses97
Bill Harris	
Strikeouts	1,029
Bill Harris	

Single Season

Games75
Dan Ricabal (1997, Vero Beach)34
Games Started	29
Ralph Maueriello (1955, Mobile)	26
Complete Games	18
Bill Harris (1952, Miami)	909
Wins	26
Larence Manier (1951, Great Falls)	18
Losses	34
Jack Banta (1945, Montreal)	909
Winning Percentage	1.42
Geoff Zahn (1972, Albuquerque)	294.0
Ken Howell (1988, Albuquerque)	301
Earned Run Average34
John Van Cuyk (1946, Ft. Worth)	6
Innings	
Bill Harris (1952, Miami)	
Strikeouts	
Stan Williams (1955, Newport)	
Saves	
Joe Jacobsen (1995, Vero Beach)	
Shutouts	
Five Pitchers Tied	

Branch Rickey Minor League Player and Pitcher Of The Year

Year	Player of the Year	Pitcher of the Year
1989	Mike Huff, Albuquerque (OF)	Jim Poole, Vero Beach (LHP)
1990	Henry Rodriguez, San Antonio (OF)	Jamie McAndrew, Bakersfield/San Antonio (RHP)
1991	Eric Karros, Albuquerque (1B)	Pedro Martinez, San Antonio/Albuquerque (RHP)
1992	Mike Piazza, San Antonio/Albuquerque (C)	Todd Williams, Bakersfield/San Antonio (RHP)
1993	Billy Ashley, Albuquerque (OF)	Kip Gross, Albuquerque (RHP)
1994	Billy Ashley, Albuquerque (OF)	Greg Hansell, Albuquerque (RHP)
1995	Adam Riggs, San Bernardino (INF)	Gary Rath, San Antonio/Albuquerque (LHP)
1996	Paul Konerko, San Antonio/Albuquerque (1B)	Billy Neal, Vero Beach (RHP)
1997	Paul Konerko, Albuquerque (INF)	Dennys Reyes, San Antonio/Albuquerque (LHP)
1998	Angel Peña, San Antonio (C)	Luke Prokopec, San Bernardino/San Antonio (RHP)
1999	Chin-Feng Chen, San Bernardino (OF)	Eric Gagné, San Antonio (RHP)
2000	Joe Thurston, San Bernardino (INF)	Carlos Garcia, San Bernardino (RHP)
2001	Phil Hiatt, Las Vegas (INF)	Ricardo Rodriguez, Vero Beach (LHP)
2002	Joe Thurston, Las Vegas (INF)	Edwin Jackson, South Georgia (RHP)
2003	Franklin Gutierrez, VB/Jacksonville (OF)	Greg Miller, Vero Beach/Jacksonville (LHP)
2004	Joel Guzman, Vero Beach/Jacksonville (OF)	Chad Billingsley, Vero Beach/Jacksonville (RHP)
2005	Andy LaRoche, Vero Beach/Jacksonville (IF)	Chad Billingsley, Jacksonville (RHP)
2006	James Loney, Las Vegas (1B)	Mark Alexander, Jacksonville/Las Vegas (RHP)
2007	Chin-lung Hu, Jacksonville/Las Vegas (IF)	James McDonald, Inland Empire/Jacksonville (RHP)
2008	Ivan DeJesus, Jr., Jacksonville (IF)	James McDonald, Jacksonville/Los Angeles (RHP)
2009	Dee Gordon, Great Lakes (IF)	Scott Elbert, Chattanooga/Albuquerque/Los Angeles (LHP)
2010	Jerry Sands, Great Lakes/Chattanooga (IF/OF)	Rubby De La Rosa, Great Lakes/Chattanooga (RHP)
2011	Scott Van Slyke, Chattanooga (IF/OF)	Shawn Tolleson, Great Lakes/Rancho Cucamonga/Chattanooga (RHP)
2012	Joc Pederson, Rancho Cucamonga (OF)	John Ely, Albuquerque (RHP)
2013	Scott Schebler, Rancho Cucamonga (OF)	Zach Lee, Chattanooga (RHP)
2014	Joc Pederson, Albuquerque (OF)	Julio Urias, Rancho Cucamonga (LHP)
2015	Corey Seager, Rancho Cucamonga/Chattanooga (IF)	Zach Lee, Oklahoma City/Los Angeles (RHP)
2016	Alex Verdugo, Great Lakes/Rancho Cucamonga (OF)	Brock Stewart, Rancho Cucamonga/Tulsa/Oklahoma City/Los Angeles (RHP)
2017	Edwin Rios, Great Lakes/Rancho Cucamonga/Tulsa (IF)	Walker Buehler, Rancho Cucamonga/ Tulsa/Oklahoma City/Los Angeles (RHP)
2018	Keibert Ruiz, Great Lakes/Rancho Cucamonga (C)	Tony Gonsolin, Rancho Cucamonga/Tulsa (RHP)
2018	Gavin Lux, Rancho Cucamonga/Tulsa (IF)	

Dodger Prospects Appearing In All-Star Futures Game

1999: OF Chin-Feng Chen (World), RHP Luke Prokopec (World)	2010: IF Pedro Baez (World), IF Dee Gordon (US)
2000: OF Chin-Feng Chen (World), Randy Dorame (World)	2011: OF Alfredo Silverio (World)
2001: RHP Ricardo Rodriguez (World)	2012: LHP Chris Reed (World)
2002: IF Victor Diaz (World), RHP Ricardo Rodriguez (World)	2013: OF Joc Pederson (US)
2003: OF Franklin Gutierrez (World), RHP Edwin Jackson (US)	2014: INF Corey Seager (US), LHP Julio Urias (World)
2004: IF Joel Guzman (World), C Koyie Hill (US)	2015: C Kyle Farmer (US), RHP Juan Gonzalez (World)
2005: IF Andy LaRoche (US), C Russell Martin (World)	2016: INF Willie Calhoun (US), RHP Jharel Cotton (World)
2006: IF Joel Guzman (World), IF Chin-lung Hu (World)	2017: OF Alex Verdugo (World), RHP Yadier Alvarez (World)
2007: IF: Chin-lung Hu (World)*, LHP Clayton Kershaw (US)	2018: C Keibert Ruiz (World), OF Yusniel Diaz (World)
2008: IF Ivan DeJesus Jr. (World)	* Futures Game MVP
2009: IF Pedro Baez (World)	

Dodgers' First-Round Draft Selections

Year	Player	Pos	Year	Player	Pos	Year	Player	Pos
1965	John Wyatt	INF	1986	Mike White	OF	2004	Scott Elbert	LHP
1966	Larry Hutton	RHP	1987	Dan Opperman	RHP		Blake DeWitt	3B
1967	Don Denbow	INF	1988	Bill Bene	RHP		Justin Orenduff*	RHP
1968	Bobby Valentine	OF	1989	Kiki Jones	RHP	2005	Luke Hochevar*	RHP
1969	Terry McDermott	C		Tom Goodwin	OF	2006	Clayton Kershaw	LHP
1970	Jim Haller	RHP		Jamie McAndrew*	RHP		Bryan Morris*	RHP
1971	Rick Rhoden	RHP	1990	Ronnie Walden	LHP		Preston Mattingly*	INF
1972	John Harbin	INF	1991	None		2007	Chris Withrow	RHP
1973	Ted Farr	C	1992	Ryan Luzinski*	C		James Adkins*	RHP
1974	Rick Sutcliffe	RHP		Michael Moore*	OF	2008	Ethan Martin	LHP
1975	Mark Bradley	INF	1993	Darren Dreifort	RHP	2009	Aaron Miller*	LHP
1976	Mike Scioscia	C	1994	Paul Konerko	C	2010	Zach Lee	RHP
1977	Bob Welch	RHP	1995	David Yocum	LHP	2011	Chris Reed	LHP
1978	None		1996	Damian Rolls	INF	2012	Corey Seager	SS
1979	Steve Howe	LHP	1997	Glenn Davis	1B	2013	Chris Anderson	RHP
	Steve Perry	RHP	1998	Bubba Crosby	OF	2014	Grant Holmes	RHP
1980	Ross Jones	INF	1999	Jason Repko*	INF	2015	Walker Buehler	RHP
1981	Dave Anderson	INF	2000	Ben Diggins	RHP		Kyle Funkhouser*	RHP
1982	Franklin Stubbs	1B	2001	None		2016	Gavin Lux	SS
1983	Erik Sonberg	LHP	2002	James Loney	1B	2017	Jeren Kendall	OF
1984	Dennis Livingston	RHP		Greg Miller*	LHP	2018	JT. Ginn	RHP
1985	Chris Gwynn	OF	2003	Chad Billingsley	RHP			

* First-round supplemental pick

2018 First-Year Player Draft

Rd.	Overall	Player	School	DOB	POS	B/T	Ht	Wt	Scout
1	30	J.T. Ginn	Brandon HS (Miss.)	5/20/99	RHP	R/R	6'2"	190	Latino
2	68	Michael Grove*	West Virginia	12/18/96	RHP	R/R	6'3"	200	Rosenthal
3	104	John Rooney*	Hofstra	1/28/97	LHP	L/L	6'5"	235	Murphy
4	134	Braydon Fisher*	Clear Falls HS (Tex.)	7/26/00	RHP	R/R	6'4"	180	Bowers
5	164	Devin Mann*	Louisville	2/11/97	INF	R/R	6'3"	180	Lamb
6	194	Bryan Warzek*	New Orleans	1/17/97	LHP	R/L	6'0"	205	Latino
7	224	James Outman*	Sacramento State	5/14/97	OF	L/R	6'2"	195	Kunis
8	254	Luke Heyer*	Kentucky	9/26/95	INF	R/R	6'0"	200	Lamb
9	284	Josh McLain*	NC State	9/23/96	OF	R/R	6'1"	170	Joyce
10	314	Deacon Liput*	Florida	6/27/96	INF	L/R	5'10"	185	Sargent
11	344	Stephen Kolek*	Texas A&M	4/18/97	RHP	R/R	6'3"	220	Bowers
12	374	Hunter Feduccia*	LSU	6/5/97	C	L/R	6'2"	185	Latino
13	404	Dillon Paulson*	USC	6/10/97	INF	L/L	6'3"	200	Moeller
14	434	Brandon White	William F. West HS (Was.)	11/26/99	RHP	R/R	6'8"	210	Jones
15	464	Julian Smith*	Catawba Valley CC	6/6/97	LHP	R/L	6'4"	190	Joyce
16	494	Trey Dillard	San Jacinto College North	11/15/98	RHP	R/R	6'2"	215	Bowers
17	524	Aldrich De Jongh*	Hillsborough CC (Fla.)	9/1/98	OF	L/R	5'9"	160	Sargent
18	554	Niko Hulsizer*	Morehead State	2/1/97	OF	R/R	6'2"	200	Lamb
19	584	Sam McWilliams*	Meridian CC (Miss.)	5/26/98	OF	R/R	6'7"	190	Latino
20	614	Caleb Sampen*	Wright State	7/23/96	RHP	R/R	6'2"	185	Lamb
21	644	Tre Todd*	Liberty	9/29/96	C	L/R	6'1"	205	Rosenthal
22	674	Simon Landry*	Pearl River CC (Miss.)	1/18/98	INF	R/R	6'4"	230	Latino
23	704	Justin Hagenman*	Penn State	10/7/96	RHP	R/R	6'3"	205	Rosenthal
24	734	Jacen Roberson	Garces Memorial HS (CA)	5/23/00	OF	L/L	6'1"	170	Moeller
25	764	Hunter Speer*	William Carey	5/18/95	RHP	R/R	6'0"	180	Latino
26	794	Aaron Ackerman*	Illinois Chicago	5/1/97	C	S/R	6'3"	210	Head
27	824	Connor Mitchell*	Butler	9/11/95	LHP	L/L	6'4"	180	Head
28	854	Reza Aleaziz*	Oklahoma State	7/11/95	RHP	R/R	6'4"	225	Holliday
29	884	Daniel Robinson*	Central Michigan	10/30/96	OF	L/L	6'2"	215	Doppelt
30	914	Matt Cogen*	Belmont	8/19/95	OF	L/R	6'0"	195	Lamb
31	944	Andrew Shaps*	William Jessup	12/5/95	LHP	L/L	6'1"	185	Kunis
32	974	Jacob Gilliland*	Next Level Academy (Alab.)	1/16/00	RHP	R/R	6'2"	180	Ball
33	1004	Drew Avans*	Southeastern Louisiana	6/13/96	OF	L/L	5'10"	195	Latino
34	1034	Austin Drury*	North Florida	8/13/97	LHP	L/L	5'11"	180	Sargent
35	1064	Tyler Reichenborn	Iowa Western CC	7/23/98	OF	R/R	5'11"	190	Magnuson
36	1094	Jeremiah Vison*	Golden West College	8/27/97	OF	R/R	5'4"	145	Mayne
37	1124	Jon Littell*	Oklahoma State	8/16/95	OF	R/R	6'3"	215	Holliday
38	1154	Connery Peters	Joshua HS (Tex.)	2/3/00	RHP	R/R	6'6"	235	Holliday
39	1184	Jordan Myrow	San Jacinto College North	7/18/96	OF	R/R	5'10"	185	Bowers
40	1214	Ben Specht	Evangelical Christian School (Fla.)	9/13/99	LHP	L/L	6'1"	210	Casanova

* Player signed

P L A Y E R D E V E L O P M E N T

Organizational Players

Last, First	Pos.	Ht/Wt	B/T	Born	School	Draft/1st Signing	Acquired	2018 Org.
Abreu, Jeffrey	RHS	6-4/200	R-R	1/28/2000 (Santo Domingo, DR)	N/A	7/3/17 (LAD)	Int1FA	-
Acevedo, Axel	RHS	6-2/170	R-R	9/23/2000 (Puerto Plata, DR)	N/A	7/3/2017 (LAD)	Int1FA	LAD
Ackerman, Aaron	C	6-3/210	S/R	5/1/1997 (San Ramon, CA)	Illinois-Chicago	26 (2018, LAD)	Draft	-
Acosta, Aldry	R-R	6-4/200	R-R	9/7/1999 (Caracas, VZ)	N/A	8/26/2016 (LAD)	Int1FA	LAD
Aguilar, Jose	OF	5-10/170	R-R	4/4/2001 (Aragua, VZ)	N/A	9/30/2017 (LAD)	Int1FA	LAD
Ahmed, Michael	IF	6-2/195	R-R	1/20/1992 (Springfield, MA)	HS: East Longmeadow (MA) College of the Holy Cross (MA)	20 (2013, LAD)	Draft	LAD Alcantara, Ismael
CF	6-1/165	R-R	9/25/1998 (Santo Domingo, DR)	N/A	7/2/2016 (LAD)	Int1FA	LAD	-
Aleaziz, Reza	RHR	6-4/225	R/R	7/11/1995 (Tigard, OR)	Oklahoma State	28 (2018, LAD)	Draft	-
Alejo, Carlos	RHS	6-1/165	R-R	8/23/1999 (Bona0, DR)	N/A	4/27/16 (LAD)	Int1FA	LAD
Allie, Stetson	RHR	6-2/244	R/R	3/13/1991 (Orlando, FL)	HS: St. Edward (OH)	2 (2010, PIT)	FA	LAD
Alvarez, Oscar	C	5-9/145	R-R	6/20/2000 (Carora, Venezuela)	N/A		FA	-
Alvarez, Yadier	RHS	6-3/175	R-R	3/7/1986 (Matanzas, Cuba)	N/A	7/2/2015 (LAD)	Int1FA	LAD
Alvino, Jasiel	RHS	6-1/180	R-R	1/11/1997 (Nizao, DR)	N/A	4/9/2014 (MIN)	FA	LAD
Amaya, Jacob	SS	6-0/180	R-R	9/3/1998 (Rosemead, CA)	HS: South Hills (CA)	11 (2017, LAD)	Draft	LAD
Andujar, Horacio	RHR	6-2/161	R-R	1/14/1999 (Dominican Republic)	N/A			
Aponte, Kevin	OF	6-2/175	R-R	10/26/1997 (Maracay, VZ)	N/A	7/10/2015 (LAD)	Int1FA	LAD
Araimano, Darwin	OF	5-11/160	R/R	5/26/2002 (Barcelona, Venezuela)	N/A			
Arocho, Jeremy	SS	5-10/160	S-R	10/6/1998 (Glen Burnie, MD)	HS: Old Mill (MD)	27 (2017, LAD)	Draft	LAD
Arzaga, Oscar	RHS	6-4/200	R-R	2/23/1999 (Chihuahua, MX)	N/A	2/4/2016 (LAD)	Int1FA	LAD
Asche, Cody	3B	6-1/205	L-R	6/30/1990 (St. Charles, MO)	Nebraska		FA	OAK
Avans, Andrew	LF	5-10/195	L-L	6/13/1996 (Alabaster, AL)	N/A	33 (2018, LAD)	Draft	LAD
Avendano, Ender	SS	5-8/145	R/R	3/7/2002 (Maracay, Venezuela)	N/A			
Baez, Wilkin	RHS	6-1/175	R-R	11/12/1999 (San Cristobal, DR)	N/A	(9/2/2017 (LAD)	Int1FA	-
Baro, Heisell							FA	-
Bastardo, Kiumel	OF	6-0/180	R-R	1/12/2000 (Tucupita, VZ)	N/A	7/3/2016 (LAD)	Int1FA	LAD
Beaty, Matthew	C	6-0/210	L-R	4/28/1993 (Snellville, GA)	HS: Dresden (TN) Belmont Univ. (TN)	12 (2015, LAD)	Draft	LAD
Beltran, Hugo	RHS	6-1/190	R-R	6/13/2000 (Barranquilla, Colombia)	N/A	7/4/2017 (LAD)	Int1FA	LAD
Berman, Steven	C	6-2/225	R-R	11/28/1994 (Mountain View, CA)	HS: Saratoga (CA) Santa Clara Univ. (CA)	31 (2016, LAD)	Draft	LAD
Berroa, Israiky	RHS	5-11/165	R-R	11/17/2000 (Sabana Grande de Palenque, DR)	N/A	11/1/2017 (LAD)	Int1FA	-
Betancourt, Kenneth	SS	5-8/160	S-R	2/5/2000 (San Carlos, VZ)	N/A	7/2/2016 (LAD)	Int1FA	LAD
Bowden, Michael	RHR	6-3/215	R-R	9/9/1986 (Winfield, IL)	Waubonsie Valley HS (IL)	1st (2005, BOS)	FA	-
Boyle, Michael	LHS	6-1/175	R-L	4/12/1994 (Richmond, VA)	HS: Deep Run (VA) Radford Univ.	13 (2015, LAD)	Draft	LAD
Broussard, Joe	RHS	6-1/220	R-R	1/28/1991 (New Orleans, LA)	HS: Holy Cross (LA) Louisiana St. Univ. (LA)	15 (2014, LAD)	Draft	LAD
Bruhl, Justin	LHS	6-2/215	L-L	6/26/1997 (Petaluma, CA)	JC: Santa Rosa JC (CA) Cal Poly San Luis Obispo (CA)	7/19/2017 (LAD)	FA	-
Budier, Andrew	LHS	6-0/165	L-L	10/20/1999 (Atlanticio Sur, Nicaragua)	N/A	7/3/2017 (LAD)	Int1FA	-
Cabrera, Jeisson	RHS	6-2/170	R-R	9-5-1998 (La Vega, DR)	N/A	11/7/2017 (LAD)	Int1FA	-
Cabrera, Yordy	RHR	6-1/205	R-R	9/3/1990 (Santo Domingo, DR)	Lakeland, (FL)	2 (2010, OAK)	FA	-
Cairo, Marlon	OF	6-2/200	R-R	1/29/1996 (Havana, Cuba)	N/A		FA	-
Camargo, Jair	C	5-10/150	R-R	7/1/1999 (Barranquilla, Colombia)	N/A	7/10/2015 (LAD)	Int1FA	LAD
Camilo, Darlin	RHS	6-2/190	R-R	11/17/1999 (Negua, DR)	N/A	7/3/2017 (LAD)	Int1FA	-
Carpenter, Brock	SS	6-3/200	R-R	6/5/1995 (Tacoma, WA)	HS: Fife (WA) Seattle Univ. (WA)	20 (2016, LAD)	Draft	LAD
Carrera, Ezequiel	OF	5-11/185	L-L	6/1/1987 (Guiria, Venezuela)	Dr. Domingo Badarraco (VEN)	4/4/2005 (NYM)	FA	OAK
Carrillo, Gerardo	RHS	6-0/154	R-R	9/13/1998 (Cuadalajara, Mexico)	N/A	7/5/2016 (LAD)	Int1FA	LAD
Carter, James	RHS	6-3/185	R-R	3/10/1994 (Pomona, CA)	HS: San Ramon Valley (CA) UC Santa Barbara (CA)	21 (2016, LAD)	Draft	LAD
Casey, Donovan	OF	6-2/190	R-R	2/23/1996 (Stratford, NJ)	HS: Sterling (NJ) Boston College (MA)	20 (2017, LAD)	Draft	LAD
Castillo, Yamil	RHS	6-1/200	R-R	8/18/1999 (Minatitlan, MX)	N/A	4/11/2017 (LAD)	Int1FA	LAD
Castro, Daniel	SS	5-11/200	R-R	11/14/1991 (Guaymas, Sonora, Mexico)	N/A	5/28/2010 (ATL)	FA	COL
Castro, Jeronimo	RHS	6-4/200	R-R	9/3/1996 (Los Llanos, DR)	N/A	6/1/2016 (LAD)	Int1FA	LAD
Cathalina, Mayron	OF	6-0/145	R-R	2/2/2001 (Oranjestad, Aruba)	N/A	7/3/2017 (LAD)	Int1FA	LAD
Cespedes, Yeison	RHS	6-1/178	R-R	3/5/1998 (Azua, DR)	N/A	4/1/2016 (LAD)	Int1FA	-
Chacin, Jose	RHS	6-4/168	R-R	3/25/1997 (Bolivar, VZ)	N/A	9/16/2015 (LAD)	Int1FA	LAD
Chacon, Raidel	RHR	6-3/195	R-R	9/20/1994 (Havana, Cuba)	N/A		Int1FA	-
Chalo, Wladimir	C	5-8/170	R-R	4/21/2000 (Maracay, VZ)	N/A	7/2/2016 (LAD)	Int1FA	LAD
Chirinos, Yhostin	SS	5-10/165	R-R	9/29/2000 (Carabobo, VZ)	N/A	7/4/2017 (LAD)	Int1FA	-
Chiu, Marcus	2B	6-1/190	R-R	1/13/1997 (Novato, CA)	HS: San Marin (CA) Marin CC (CA)	15 (2017, LAD)	Draft	LAD
Choi, Hyunil	RHS	6-2/200	R-R	5/27/2000 (Seoul, South Korea)	N/A		Int1FA	-
Contreras, Nelfri		6-0/177	S-S	12/25/1998 (Loma De Cabrera, DR)	N/A	1/20/2017 (LAD)	Int1FA	LAD
Cooper, Morgan	RHS	6-5/210	R-R	9/12/1994 (Jarrell, TX)	HS: Jarrell (TX) Univ. of Texas at Austin (TX)	34 (2016, WAS)	Draft	LAD
Corcino, Daniel	RHS	5-11/165	R-R	8/26/1990 (Azua, DR)	N/A	5/11/217 (LAD)	Int1FA	LAD
Crawford, Leonardo	LHS	6-0/180	L-L	2/2/1997 (Puerto Cabezas, Nicaragua)	N/A	7/2/2014 (LAD)	Int1FA	LAD
Cruz, Daniel	RHS	6-3/185	R-R	10/5/1997 (Cambita Garabito, DR)	N/A	7/2/2017 (LAD)	Int1FA	LAD
Cuadrado, Romer	OF	6-4/185	R-R	9/12/1997 (Maturin, VZ)	N/A	7/2/2014 (LAD)	Int1FA	LAD
Cuello, Edward	RHS	6-0/170	R-R	10/20/1998 (San Jose de Ocoa, DR)	N/A	7/2/2016 (LAD)	Int1FA	LAD
Curry, Parker	RHR	6-0/185	R-R	11/21/1993 (Birmingham, AL)	HS: Pelham (AL) Samford Univ. (AL)	7/13/2016 (LAD)	FA	LAD

Organizational Players

Last, First	Pos.	Ht/Wt	B/T	Born	School	Draft/1st Signing	Acquired	2018 Org.
De Avila, Carlos	RHS	5-11/170	R-R	2/11/2000 (Cartagena, Colombia)	N/A	11/7/2017 (LAD)	Int'l FA	-
De Fratus, Justin	RHP	6-4/215	S-R	10/12/1987 (Oxnard, CA)	HS: Rio Mesa HS (CA) Ventura College (CA) HS: Foothill (CA) Cabrillo College (CA)	11 (2007, PHI)	FA	SEA/Ind.
De Geus, Brett	RHS	6-1/190	R-R	11/4/1997 (Pleasanton, CA)	N/A	33 (2017, LAD)	Draft	LAD
De Jesus, Alex	2B	6-2/170	R-R	3/22/2002 (Santo Domingo, DR)	N/A	7/3/18 (LAD)	Int'l FA	-
De Jongh, Aldrich	LF	5-9/160	LR	9/1/1998 (Willemstad, Curacao)	Hillsborough CC, FL	17 (2018, LAD)	Draft	LAD
De La Cruz, Juan	C	6-1/195	S-R	8/5/1993 (La Guaira, Venezuela)	N/A	9/28/2009 (CLE)	FA	CLE
De La Paz, Franklin	LHS	6-2/190	L-L	3/29/1999 (Azua, DR)	N/A	3/2/2017 (LAD)	Int'l FA	LAD
De Los Santos, Carlos	RHS	6-0/165	R-R	4/16/1982 (Barahona, DR)	N/A	5/23/2005 (NYY)	Int'l FA	-
De Paula, Reinaldo	RHS	5-11/177	R-R	10/20/1998 (Santo Domingo, SR)	N/A	5/29/2017 (LAD)	Int'l FA	LAD
Diaz, Juan	LHR	6-0/175	L-L	6/19/1998 (Santiago, DR)	N/A	11/8/2016 (TOR)	FA	TOR
Diaz, Luis C.	OF	6-1/155	R-R	12/19/1999 (Maracay, VZ)	N/A	7/9/2016 (LAD)	Int'l FA	LAD
Diaz, Luis Y.	SS	5-11/170	R-R	9/9/1999 (Bani, DR)	N/A	8/3/2016 (LAD)	Int'l FA	LAD
Dominguez, Jesus	RHS	5-9/170	LR	4/6/2001 (Valverde, DR)	N/A	10/21/2017 (LAD)	Int'l FA	-
Downs, Jeter	SS	5-11/180	R-R	7/27/1998 (San Andres, Colombia)	Peace, Miami Gardens, FL	6/23/17 (CIN)	Trade	CIN
Drury, Austin	LHR	5-11/180	L-L	8/13/1997 (Land O'Lakes, FL)	North Florida	34 (2018, LAD)	Draft	LAD
Duran, Carlos	RHS	6-7/230	R-R	7/30/2001 (Nagua, DR)	N/A	3/8/2018 (LAD)	FA	LAD
Dygestile-Therrien, Jesen	RHS	6-2/200	R-R	3/18/1993 (Montreal, QC, Canada)	HS: Polyvalente Edouard Montpetit College Ahuntsic (Canada)	17 (2011, PHI)	FA	PHI
Enrique, Julio	OF	6-1/184	R-R	2/21/2000 (Ciego de Avila, Cuba)	N/A	7/3/2017 (LAD)	Int'l FA	LAD
Espinosa, Aldo	2B	6-0/148	R-R	9/11/1998 (Managua, Nicaragua)	N/A	7/2/2015 (LAD)	Int'l FA	LAD
Estevez, Omar	2B	5-10/185	R-R	2/25/1998 (Matanzas, Cuba)	N/A	11/21/2015 (LAD)	Int'l FA	LAD
Faulkner, Andrew	LHS	6-3/205	R-L	9/12/1992 (Barnegat, SC)	South Aiken, Aiken, SC	14 (2011, TEX)	FA	BAL
Feduccia, Hunter	C	6-2/185	LR	6/5/1997 (Lake Charles, LA)	Louisiana State	12 (2018, LAD)	Draft	LAD
Feliz, Francisco	3B	6-2/180	L-R	10/5/2000 (Santo Domingo, DR)	N/A	7/2/18	FA	-
Feliz, Jimmie	OF	5-11/180	S-R	8/1/2000 (Santo Domingo, DR)	N/A	7/3/2017 (LAD)	Int'l FA	LAD
Fernandez, Alejandro	C	5-10/155	R-R	3/7/2001 (Maracaibo, VZ)	N/A	7/4/2017 (LAD)	Int'l FA	LAD
Finley, Drew	RHS	6-3/200	R-R	7/10/1996 (San Diego, CA)	Rancho Bernardo, SD, CA	3 (2015, NYY)	Trade	LAD
Fisher, Braydon	RHS	6-4/180	R-R	7/26/2000 (League City, TX)	Clear Falls, League City, TX	4 (2018, LAD)	Draft	LAD
Gale, Rocky	C	6-1/190	R-R	2/22/1988 (Portland, OR)	North Salem HS (OR)	2/26/2017 (LAD)	FA	SD
Gallen, Blake	OF	5-9/180	L-L	3/27/1985 (Verdugo Hills, CA)	University of Portland (OR) HS: El Camino Real (CA) Glendale CC (CA) / UNLV (NV)	7/29/2011 (LAA)	FA	LAD
Galindo, Harold	RHS	6-2/175	R-R	1/22/2001 (Miranda, VZ)	N/A	7/4/2017 (LAD)	Int'l FA	-
Gamboa, Max	RHS	6-4/180	R-R	11/22/1995 (Greenbrae, CA)	University of Portland (OR) HS: Tamalpais (CA) Pepperdine (CA)	18 (2017, LAD)	Draft	LAD
Garcia, Jeans	3B	6-1/185	L-R	6/21/2001 (Santo Domingo, DR)	N/A	8/30/2017 (LAD)	Int'l FA	LAD
Garcia, Yunior	OF	6-0/198	R-R	7/29/2001 (Bani, DR)	N/A	7/29/2017 (LAD)	Int'l FA	LAD
Garlick, Kyle	OF	6-1/210	R-R	1/26/1992 (La Habra, CA)	HS: Chino Hills (CA) Cal Poly Pomona (CA)	28 (2015, LAD)	Draft	LAD
Gilliland, Jacob	RHR	6-2/180	R-R	1/16/2000 (Ocean Springs, MS)	NextLevel, Montgomery, AL	32 (2018, LAD)	Draft	LAD
Gomez, Duany	RHP	6-5/185	R-R	9/30/2000 (Santo Domingo, DR)	N/A	2/9/2018 (LAD)	Int'l FA	-
Gonsolin, Anthony	RHR	6-2/180	R/R	5/14/1994 (Vacaville, CA)	HS: Vacaville (CA) St. Marys College (CA)	9 (2016, LAD)	Draft	LAD
Gonzalez, Juan	RHS	6-0/165	R/R	6/24/2000 (Cumana, VZ)	N/A	7/2/2016 (LAD)	Int'l FA	LAD
Gonzalez, Victor	LHS	6-0/180	L/L	11/16/1995 (Tuxpan, MX)	N/A	7/4/2012 (LAD)	Int'l FA	LAD
Grand Pre, Preston	SS	6-4/175	R-R	7/15/1995 (Newport Beach, CA)	HS: Laguna Beach (CA) California (CA)	24 (2017, LAD)	Draft	LAD
Gray, Josiah	RHS	6-1/190	R-R	12/21/1997 (New Rochelle, NY)	Le Moyne, NY	6/12/2018 (CIN)	Trade	CIN
Grove, Michael	RHR	6-3/200	R-R	12/18/1996 (Wheeling, WV)	West Virginia	7/5/2018 (LAD)	FA	-
Gutierrez, Osvari	RHR	6-1/170	R-R	N/A	N/A	10/6/2018 (LAD)	Int'l FA	-
Gutierrez, Steven	RHS	6-1/180	R-R	6/21/2001 (San Francisco De Macoris, DR)	N/A	10/30/2017 (LAD)	Int'l FA	-
Hagenman, Justin	RHR	6-3/205	R-R	10/7/1996 (Voorhees, NJ)	Penn State	23 (2018, LAD)	Draft	LAD
Hamilton, Austin	LHS	6-0/185	L-L	8/11/1993 (Okeechobee, FL)	HS: Okeechobee Valdosta State (GA)	6/19/2017 (LAD)	FA	LAD
Head, Louis	RHR	6-1/180	R-R	4/23/1990 (Houston, TX)	Texas State	18 (2012, CLE)	FA	CLE
Heady, Connor	SS	5-11/158	R-R	7/3/1994 (Prospect, KY)	HS: North Oldham (KY) Univ. of Kentucky (KY)	23 (2017, LAD)	Draft	LAD
Helsabeck, Wes	LHR	6-0/195	L/L	7/7/1992 (Winston Salem, NC)	HS: North Forsyth (NC) UNC Pembroke (NC)	6/14/2015 (LAD)	FA	LAD
Hemmerich, Devin	LHS	6-1/190	R-L	7/11/1995 (Norfolk, VA)	HS: Atlantic Shores Christian Norfolk State University (VA)	26 (2017, LAD)	Draft	LAD
Henriquez, Edgardo	RHR	6-4/200	R-R	6/24/2002 (Cumana, Venezuela)	N/A	9/25/2018 (LAD)	FA	-
Heredia, Gorge	OF	6-3/200	R-R	12/1/2000 (San Pedro De Macoris, DR)	N/A	7/2/2017 (LAD)	Int'l FA	LAD
Heredia, Starling	OF	6-2/200	R-R	2/6/1999 (Santo Domingo, DR)	N/A	7/2/2015 (LAD)	Int'l FA	LAD
Hernandez, Antonio	LHS	5-8/187	L-L	9/27/1990 (Guadalajara, MX)	N/A	7/6/2016 (LAD)	Int'l FA	LAD
Hernandez, Jorge	SS	5-10/145	R-R	1/12/2001 (Barquisimeta, VZ)	N/A	7/4/2017 (LAD)	Int'l FA	LAD
Hernandez, Jose	LHS	6-3/170	L-L	12/31/1997 (Puerto Plata, DR)	N/A	5/12/2016 (LAD)	Int'l FA	LAD
Hernandez, Marco	C	6-2/170	R-R	6/22/1998 (Maracay, VZ)	N/A	12/11/2015 (LAD)	Int'l FA	LAD
Hernandez, Ricardo	RHS	6-1/205	R-R	2/4/1998 (Cuernavaca, MX)	N/A	7/7/2016 (LAD)	Int'l FA	LAD
Heyer, Luke	3B	6-0/200	R-R	9/26/1996 (Lithia, FL)	Kentucky	8 (2018, LAD)	Draft	LAD
Hidalgo, Christian	OF	6-3/185	R-R	9/18/2001 (Santo Domingo, DR)	N/A	7/2/2018 (LAD)	FA	-
Holmes, Benjamin	LHS	6-1/195	L-L	9/12/1991 (Clackamas, OR)	Oregon State	9 (2014, MIA)	FA	LAD
Hope, Garrett	C	6-2/230	R-R	12/27/1993 (Kansas City, MO)	HS: The Woodlands (TX)	7/1/2015 (LAD)	FA	LAD

P L A Y E R D E V E L O P M E N T

Organizational Players

Last, First	Pos.	Ht/Wt	B/T	Born	School	Draft/1st Signing	Acquired	2018 Org.
Hulsizer, Niko	RF	6-2/200	R-R	2/1/1997 (Mohnton, PA)	West Virginia Univ.			
Inoa, Confesor	RHS	6-2/210	R-R	2/21/1996 (Yamasa, DR)	Morehead State	18 (2018, LAD)	Draft	LAD
tzuris, Luis	SS	5-10/155	R-R	7/13/2001 (Barquisimeto, Venezuela)	N/A	6/9/2016 (LAD)	Int'l FA	LAD
Jackson, Andre	RHS	6-3/187	R-R	5/1/1996 (Vail, AZ)	N/A	7/2/2018 (LAD)	FA	-
Jagiello, Dan	RHS	6-3/180	R-R	5/23/1995 (West Islip, NY)	HS: Cienega (AZ)	12 (2017, LAD)	Draft	LAD
Jardines, Jenderson	C	5-11/160	S-R	1/31/2001 (Aragua, VZ)	Univ. of Utah (UT)			
Jimenez, Melvin	RHS	6-0/170	S-R	7/23/1999 (Santiago de los Caballeros, DR)	HS: West Islip (NY)	34 (2017, LAD)	Draft	LAD
Johnson, Michael	LHR	5-11/185	L/L	1/3/1991 (Winchester, MA)	LIU Post (NY)			
Kasowski, Marshall	RHS	6-3/215	L-R	3/10/1665 (Conroe, TX)	N/A	7/4/2017 (LAD)	Int'l FA	LAD
Kendall, Jeren	OF	5-10/180	L-R	2/4/1996 (Clearwater, FL)	N/A	12/23/2015 (LAD)	Int'l FA	LAD
Kolek, Stephen	RHR	6-3/220	R-R	4/18/1997 (Houston, TX)	HS: Brooks School (MA)	13 (2017, LAD)	Draft	LAD
Kowalczyk, Karch	RHR	6-1/216	R-R	3/31/1991 (Peru, IL)	Dartmouth College (MA)	14 (2013, LAD)	Draft	LAD
Landon, Logan	CF	6-2/180	R-R	2/17/1993 (Lansing, MI)	HS: Univ. of Houston/Panola JC (TX)/ West Texas (TX)	13 (2017, LAD)	Draft	LAD
Landry, Meaux	1B	6-4/230	R-R	1/18/1998 (Ponchatoula, LA)	HS: Holmen (WI)	1 (2017, LAD)	Draft	LAD
Lao, Sauryn	SS	6-2/182	R-R	8/14/1999 (Barahona, DR)	Vanderbilt Univ. (KY)			
Lara, Bredly	RHS	6-4/180	R-R	3/16/1999 (Bani, DR)	Texas A&M	11 (2018, LAD)	Draft	LAD
Lebron, Rolando	OF	5-9/170	R-R	5/10/1998 (La Victoria, DR)	HS: LaSalle-Peru Township (IL)	37 (2014, LAD)	Draft	LAD
Leonard, Eddys	SS	6-0/160	R-R	11/10/2000 (Santo Domingo, DR)	Valparaiso Univ. (IN)			
Lewis, Justin	LHR	6-2/210	S-L	10/12/1996 (La Canada, CA)	HS: Lincoln (SD)	10 (2015, LAD)	Draft	LAD
Liput, Deacon	SS	5-10/185	L-R	6/27/1996 (Orlando, FL)	Univ. Texas Rio Grande Valley			
Littell, Jon	LF	6-3/218	R-R	8/49/1995 (Stillwater, OK)	Pearl River CC, MS	22 (2019, LAD)	Draft	LAD
Long, Nolan	RHS	6-10/235	R-R	1/19/1994 (New London, CT)	N/A	10/2/2015 (LAD)	Int'l FA	LAD
Luis, Deivi	OF	6-0/164	L-L	10/11/1999 (San Pedro De Macoris, DR)	N/A	11/21/2016 (LAD)	Int'l FA	LAD
Lux, Gavin	SS	6-2/170	L-R	11/23/1997 (Racine, WI)	HS: Indian Trail (WI)	1 (2016, LAD)	Draft	LAD
Machin, Eynar	SS	5-10/155	R-R	10/3/2000 (Puerto Cabello, VZ)	N/A	7/4/2017 (LAD)	Int'l FA	-
Malisheski, Kevin	RHS	6-3/200	R-R	9/7/1997 (Barrington, IL)	HS: Wauconda (IL)	38 (2016, LAD)	Draft	LAD
Mann, Devin	2B	6-3/180	R-R	2/1/1997 (Columbus, IN)	Louisville	5 (2018, LAD)	Draft	LAD
Marcano, Emmanuel	RHS	6-1/185	R-R	12/4/1998 (Puerto La Cruz, VZ)	N/A	12/14/2015 (LAD)	Int'l FA	LAD
Martin, John	C	6-3/205	R-R	12/13/1983 (Shawnee, KS)	Emporia State	24 (2006, LAD)	Draft	LAD
Martines, Denverick	LHR	6-0/170	L-L	5/31/2001 (Willemstad, Curacao)	N/A	9/5/18 (LAD)	FA	-
Martinez, Hector	SS	6-0/135	R-R	8/22/2000 (Cartagena, Colombia)	N/A	9/16/2018 (LAD)	Int'l FA	LAD
Martinez, Jose	RHS	6-0/175	R-R	4/23/1999 (Caracas, VZ)	N/A	7/2/2016 (LAD)	Int'l FA	LAD
Martinez, Michael	RHS	6-1/175	R-R	7/11/1999 (Rio Piedras, PR)	N/A	11/18/2017 (LAD)	Int'l FA	-
Mateo, Edwin	OF	5-9/160	L-L	11/18/1998 (Santo Domingo Centro, DR)	N/A	7/2/2016 (LAD)	Int'l FA	LAD
Mathewson, Chris	RHS	6-1/200	L-R	5/26/1995 (West Covina, CA)	HS: Kaiser (CA)	19 (2016, LAD)	Draft	LAD
May, Dustin	RHS	6-6/180	R-R	9/6/1997 (Grapevine, TX)	Cal St. Long Beach (CA)			
McKinstry, Zach	SS	6-1/175	L-R	4/29/1995 (Toledo, OH)	HS: Northwest (TX)	3 (2016, LAD)	Draft	LAD
McLain, Josh	CF	6-1/170	R-R	9/23/1996 (Hiddenite, NC)	HS: North Side (IN)	33 (2016, LAD)	Draft	LAD
McWilliams, Sam	2B	6-0/175	R-R	5/26/1998 (Mendenhall, MS)	Central Michigan Univ.			
Mendez, Jose	LHR	6-4/180	L-L	4/04/2001 (Bani, DR)	North Carolina State	9 (2018, LAD)	Draft	LAD
Mendoza, Cesar	C	5-11/175	R/R	2/28/1997 (Delicias, MX)	N/A	19 (2018, LAD)	Draft	LAD
Merrill, Corey	RHS	6-4/240	R-R	10/11/1994 (Lutcher, LA)	N/A	11/28/2018	FA	-
Miller, Brad	SS	6-2/215	L-R	10/18/1989 (Orlando, FL)	N/A	10/25/2016 (LAD)	Int'l FA	LAD
Mitchell, Connor	LHR	6-4/180	L-L	9/11/1995	HS: Lutcher (LA)	37 (2017, LAD)	Draft	LAD
Montgomery, Willis	RHS	6-3/205	R-R	6/2/1995 (Lakeville, CT)	Tulane Univ. (LA)			
Montgomery, Brandon	2B	6-0/180	R/R	2/12/1996 (Houston, TX)	HS: University of Connecticut (CT)			
Moore, Benjamin	C	6-1/195	R-R	9/22/1992 (Denver, CO)	HS: Collierville, TN	26 (2016, LAD)	Draft	LAD
Mora, Angelo	SS	5-11/150	S-R	2/25/1993 (Loma de Cabrera, DR)	San Jacinto College (TX)			
Morales, Brayen	CF	6-1/170	S-L	12/18/1995 (San Juan, Puerto Rico)	Alabama	8 (2014, BOS)	FA	BOS
Morales, Luis	RHR	6-4/210	R-R	3/16/1993 (Valle La Pascua, Venezuela)	N/A	2/2/2012 (PHI)	Int'l FA	PHI
Morillo, Juan	RHS	6-1/150	R-R	3/19/1999 (Maracaibo, VZ)	HS: Haynes City (FL)	15 (2016, BAL)	Draft	LAD
Moron, Eli	RHS	6-0/140	R-R	10/07/2001 (Cartagena, Colombia)	Hillsborough CC (FL)			
Moseley, Ryan	RHS	6-3/190	R-R	10/16/1994 (Lubbock, TX)	N/A	5/13/2010 (PHI)	FA	PHI
Moya, Abel	RHP	6-1/170	R-R	6/6/2001 (La Vega, DR)	N/A	9/13/2015 (LAD)	Int'l FA	LAD
Nava, Jose	3B	6-2/190	L-R	1/15/1999 (Maracaibo, VZ)	N/A	7/2/2018 (LAD)	FA	LAD
Noriega, Andres	C	5-10/150	R-R	9/3/1990 (Lagos de Moreno, MX)	N/A	3/2/2011 (LAD)	Int'l FA	LAD
Nunez, Darien	LHR	6-2/205	L-L	3/19/1993 (Las Tunas, Cuba)	N/A	4/19/2018 (LAD)	FA	LAD
Nunez, Mateo	RHS	6-5/220	R-R	6/11/1997 (Puerto Plata, DR)	N/A	2/2/2017 (LAD)	Int'l FA	LAD
Orlando, Paulo	OF	6-2/215	R-R	11/01/1985 (Sao Paulo, Brazil)	N/A	9/21/2009 (KC)	LAD	LAD

Organizational Players

Last, First	Pos.	Ht/Wt	B/T	Born	School	Draft/1st Signing	Acquired	2018 Org.
Ortiz, Robinson	LHS	6-0/180	LL	1/4/2000 (DR)	N/A	2/2/2017 (LAD)	Int'l FA	LAD
Ottesen, Riley	RHS	6-1/185	R-R	10/30/1994 (Highland, UT)	HS: American Folk (UT) Univ. of Utah (UT) Sacramento State	5 (2017, LAD)	Draft	LAD
Outman, James	CF	6-2/195	L-R	5/14/1997 (Redwood City, CA)	N/A	7 (2018, LAD)	Draft	LAD
Pages, Andy	OF	6-4/180	R-R	2/8/2000 (La Habana, Cuba)	N/A	10/18/2017 (LAD)	Int'l FA	LAD
Parmelee, Chris	1B	6-1/220	LL	2/24/1988 (Long Beach, CA)	China Hills, CA	1 (2006, MIN)	FA	-
Pasen, Luis	RHS	6-0/175	R-R	1/14/1995 (San Pedro De Macoris, DR)	N/A	12/16/2015 (LAD)	Int'l FA	LAD
Paulson, Dillon	1B	6-3/200	LL	6/10/1997 (San Marcos, CA)	Southern California	13 (2018, LAD)	Draft	LAD
Pereira, Gregory	CF	5-11/165	R-R	5/19/2002 (Guiría, Venezuela)	N/A	7/2/2018 (LAD)	FA	-
Perez, Jaime	OF	6-1/178	R-R	4/5/2000 (Havana, Cuba)	N/A	5/29/2017 (LAD)	Int'l FA	LAD
Perez, Luisenyler	LHS	5-11/180	LL	11/9/2000 (Aragua, VZ)	N/A	7/4/2017 (LAD)	Int'l FA	LAD
Perez, Moises	SS	5-10/150	R-R	7/8/1997 (El Carmen, VZ)	N/A	7/8/2013 (LAD)	Int'l FA	LAD
Perez, Vladimir	SS	5-9/138	R-R	1/3/2001 (La Romana, DR)	N/A	7/3/2017 (LAD)	Int'l FA	LAD
Perkins, Cameron	OF	6-5/225	R-R	9/27/1990 (Indianapolis, IN)	Purdue	6 (2012, PH)	FA	SEA
Peter, Jake	2B	6-1/185	L-R	4/5/1993 (Mason City, IA)	HS: Mason City (IA) Creighton (NE)	7 (2014, CWS)	Draft	LAD
Peters, DJ	OF	6-5/210	R-R	12/12/1995 (Glendora, CA)	HS: Glendora (CA) Western Nevada CC	4 (2016, LAD)	Draft	LAD
Peterson, Eric	2B	5-11/190	R-R	9/22/1993 (Eagan, MN)	HS: Eagan (MN) Minnesota State-Mankato (MN)	6/19/2017 (LAD)	FA	LAD
Peterson, Shane	OF	6-1/195	LL	2/11/1988 (Fallbrook, CA)	Long Beach State	2 (2008, STL)	FA	SD
Pitre, Gersel	C	6-0/178	R-R	7/23/1996 (Catia La Mar, VZ)	N/A	12/12/2013 (LAD)	Int'l FA	LAD
Procyshen, Jordan	C	5-10/185	L-R	3/11/1993 (Calgary, AB, Canada)	Northern Kentucky	14 (2014, BOS)	FA	BOS
Quackenbush, Kevin	RHR	6-4/235	R-R	11/28/1988 (Land O Lakes, FL)	South Florida	8 (2011, SD)	FA	CIN
Rabsatt, Maykel	RHS	6-3/180	R-R	11/14/1998 (San Pedro De Macoris, DR)	N/A	8/23/2016 (LAD)	Int'l FA	LAD
Ramirez, Adolfo	RHS	6-0/165	R-R	6/1/1999 (Herolica Mulege, MX)	N/A	7/2/2016 (LAD)	Int'l FA	LAD
Reks, Zach	OF	6-2/190	L-R	11/2/1993 (Chicago, IL)	HS: Carl Sandburg (IL) Univ. of Kentucky (KY)	10 (2017, LAD)	Draft	LAD
Restituyo, Harold	RF	6-2/185	R-R	9/1/2000 (Santo Domingo, DR)	N/A	6/14/2018 (LAD)	Int'l FA	LAD
Richert, Riley	RHS	6-3/200	R-R	1/28/1997 (Cypress, TX)	HS: Cypress Woods (TX) Howard JC (TX)	36 (2017, LAD)	Draft	LAD
Rincon, Carlos	RF	6-3/190	R-R	10/14/1997 (Santo Domingo, DR)	N/A	7/2/2015 (LAD)	Int'l FA	LAD
Rios, Edwin	1B	6-3/220	L-R	4/21/1994 (Caguas, Puerto Rico)	HS: Osceola (FL) Florida International Univ.	6 (2015, LAD)	Draft	LAD
Robinson, Daniel	LF	6-2/215	LL	10/30/1996 (Detroit, MI)	Central Michigan	29 (2018, LAD)	Draft	LAD
Robinson, Errol	SS	5-11/170	R-R	10/1/1994 (Washington, D.C.)	HS: St. John's College HS (D.C.) Univ. Mississippi	6 (2016, LAD)	Draft	LAD
Robles, Benony	LHS	6-4/185	L-L	10/1/2000 (San Pedro De Macoris, DR)	N/A	7/3/2017 (LAD)	Int'l FA	LAD
Rodriguez, Braylan	OF	6-4/190	R-R	11/23/2000 (Santiago, DR)	N/A	7/3/2017 (LAD)	Int'l FA	LAD
Rodriguez, Carlos	RHS	6-2/194	R-R	4/2/1999 (Mazatlan, Sinaloa, Mexico)	N/A	4/11/2017 (LAD)	Int'l FA	LAD
Rodriguez, Luis	IF	6-0/165	S-R	3/2/1999 (Cumaná, VZ)	N/A	7/2/2015 (LAD)	Int'l FA	LAD
Rodriguez, Ramon	C	5-11/195	R-R	10/30/1998 (Ponce, Puerto Rico)	Puerto Rico Baseball Academy	30 (2016, LAD)	Draft	LAD
Rodriguez, Randy	UTL	5-10/175	S-R	9/4/1995 (Villa Hermosa, DR)	N/A	7/2/2017 (LAD)	FA	LAD
Rodulfo, Jose	RHS	6-0/165	R-R	8/20/2000 (Anaco, VZ)	N/A	8/20/2016 (LAD)	Int'l FA	LAD
Roller, Chris	CF	6-0/190	R-R	10/8/1996 (Austin, TX)	HS: Lake Travis (TX) McLeannan CC (TX)	30 (2017, LAD)	Draft	LAD
Romero, Jonny	RHS	6-0/170	R-R	3/5/1999 (Carabobo, VZ)	N/A	2/22/2017 (LAD)	Int'l FA	LAD
Rooney, John	LHS	6-5/235	L-L	1/28/1997 (Melrose, NY)	Hofstra	3 (2018, LAD)	Draft	LAD
Rosario, Jerming	RHR	6-1/175	R-R	5/08/2002 in Peravia, DR	N/A	7/2/2018	FA	-
Ruibal, Evy	RHR	6-4/232	R-R	9/29/1995 (Livingston, NJ)	HS: Millburn (NJ) Notre Dame (IN)	16 (2017, LAD)	Draft	LAD
Ruiz, Keibert	C	6-0/165	S-R	7/20/1998 (Valencia, VZ)	N/A	7/20/2014 (LAD)	Int'l FA	LAD
Salow, Logan	LHR	6-1/185	L-L	9/27/1994 (Ashland, KY)	Kentucky	6 (2017, OAK)	FA	LAD
Sanchez, Frank	SS	6-3/170	R-R	8/25/1998 (San Cristobal, DR)	N/A	11/1/2014 (LAD)	Int'l FA	LAD
Santana, Cristian	SS	6-2/175	R-R	2/24/1997 (San Cristobal, DR)	N/A	4/21/2014 (LAD)	Int'l FA	LAD
Santana, Martin	RHS	6-4/165	R-R	1/30/2001 (La Altagracia, DR)	N/A	10/30/2017 (LAD)	Int'l FA	-
Santiago, Carlos	SS	5-11/145	S-R	7/24/2001 (Barinas, VZ)	N/A	7/24/2017 (LAD)	Int'l FA	LAD
Sborz, Josh	RHS	6-3/225	R-R	12/17/1993 (Washington, D.C.)	HS: McLean (VA) Univ. of Virginia	CB8 (2016, LAD)	Draft	LAD
Schuller, Sven	RHS	6-3/201	R-R	1/17/1996 (Wuppertal, Germany)	N/A	6/14/2013 (LAD)	Int'l FA	LAD
Scrubbs, Andre	RHS	6-4/265	R-R	1/13/1995 (Fort Bragg, NC)	HS: CD-Hyton (VA) High Point Univ. (NC)	8 (2016, LAD)	Draft	LAD
Sequera, Gregorio	RHS	6-1/165	R/R	12/9/1997 (Cumaná, VZ)	N/A	12/18/2014 (LAD)	Int'l FA	LAD
Sequera, Yohandry	SS	5-10/150	R-R	1/25/2000 (Barquisimeto, VZ)	N/A	10/2/2017 (LAD)	Int'l FA	-
Serrano, Elio	RHS	5-11/160	R-R	8/2/1998 (Los Guayos, VZ)	N/A	7/21/2015 (LAD)	Int'l FA	LAD
Shaps, Andrew	OF	6-1/185	LL	12/5/1995 (Paradise Valley, AZ)	William Jessup, CA	31 (2018, LAD)	Draft	LAD
Sheffield, Jordan	RHS	5-11/185	R-R	6/1/1995 (Tulahoma, TN)	HS: Tulahoma (TN) Vanderbilt Univ. (TN)	CB4/36 (2016, LAD)	Draft	LAD
Sierra, Yaisel	RHS	6-4/195	R-R	6/5/1991 (Mayari, Cuba)	N/A	2/20/2016 (LAD)	Int'l FA	LAD
Smith, Julien		6-4/190	R-L	6/6/1997 (Concord, NC)	Catawba Valley CC, NC	15 (2018, LAD)	Draft	-
Smith, Will	C	6-0/200	R-R	3/28/1995 (Louisville, KY)	HS: Kentucky Country Day Univ. of Louisville (KY)	1 (2016, LAD)	Draft	LAD
Smoker, Josh	LHR	6-1/230	L-L	11/26/1988 (Calhoun, GA)	Calhoun, GA	(2017, WSH)	FA	DET
Solbach, Markus	RHS	6-5/205	R-R	8/26/1991 (Dormagen, Germany)	N/A	2/19/2011 (MIN)	FA	MIN
Somsen, Layne	RHS	6-0/190	R-R	6/5/1989 (Yankton, SD)	HS: Yankton (SD) South Dakota St. Univ. (SD)	22 (2013, CIN)	Waivers.	CIN/NYY

Organizational Players

Last, First	Pos.	Ht/Wt	B/T	Born	School	Draft/1st Signing	Acquired	2018 Org.
Souffront, Jeffrey	SS	6-1/190	R-R	5/23/1997 (Puerto Plata, DR)	N/A	7/2/2017 (LAD)	Int'l FA	LAD
Speer, Hunter	RHR	6-0/180	R-R	5/18/1996 (New Orleans, LA)	William Carey, MS	25 (2018, LAD)	Draft	LAD
Spitzbarth, Shea	RHS	6-1/195	R-R	10/4/1994 (Staten Island, NY)	HS: Moore Catholic (NY) Molloy College (NY)	7/10/2015 (LAD)	FA	LAD
Strain, Connor	RHS	6-1/180	R-R	8/4/1994 (Shelburn, IN)	HS: North Central (IN)	9 (2017, LAD)	Draft	LAD
Suarez, Albert	SS	5-11/150	L-R	11/30/1999 (San Pedro De Macoris, DR)	N/A	7/2/2016 (LAD)	Int'l FA	LAD
Tavarez, Alfredo	RHS	6-5/190	R-R	11/27/1997 (Santo Domingo, DR)	N/A	12/21/2015 (LAD)	Int'l FA	LAD
Telemaco, Armaury	RHS	6-5/255	R-R	9/20/1998 (Smiths, AL)	HS: Glenwood School Inc.	6/19/2017 (LAD)	FA	LAD
Thole, Joshua	C	6-1/230	L-R	10/28/1986 (Breesee, IL)	Mater Dei Catholic, Breesee, IL	13 (2005, NYM)	FA	DET
Thomas, Cody	RF	6-5/215	L-R	10/8/1994 (Bedford, TX)	HS: Heritage (TX) Univ. of Oklahoma	13 (2016, LAD)	Draft	LAD
Todd, Tre	C	6-1/205	L-R	9/29/1996 (Deptford, NJ)	Liberty	21 (2018, LAD)	Draft	LAD
Tomsjansen, Rushenten	OF	6-0/150	R-R	5/14/2001 (Zuid-Holland, Netherlands)	N/A	7/2/2017 (LAD)	Int'l FA	LAD
Tua, Rafael	RHR	5-10/145	R-R	10/26/2001 (Barquisimeto, Venezuela)	N/A	7/2/18 (LAD)	FA	-
Turizo, Jesus	RHS	6-2/192	R-R	5/9/2001 (La Asuncion, VZ)	N/A	10/4/2017 (LAD)	Int'l FA	LAD
Uceta, Edwin	RHS	6-0/155	R-R	1/9/1998 (Villa Los Almacigos, DR)	N/A	7/2/2016 (LAD)	Int'l FA	LAD
Valdez, Amin	SS	6-0/155	L-R	11/18/2000 (Santo Domingo, DR)	N/A	7/3/2017 (LAD)	Int'l FA	LAD
Valdez, Joan	RHS	6-4/175	R-R	3/10/1999 (San Pedro De Macoris, DR)	N/A	7/2/2016 (LAD)	Int'l FA	LAD
Valera, Leonel	SS	6-1/165	R-R	7/9/1999 (Barinas, VZ)	N/A	7/22/2015 (LAD)	Int'l FA	LAD
Vargas, Imanol	OF	6-3/185	L-R	6/29/1998 (Bonaer, DR)	N/A	7/2/2017 (LAD)	Int'l FA	LAD
Vargas, Jesus	RHS	6-2/175	R-R	8/18/1998 (Macuto, VZ)	N/A	12/2/2014 (LAD)	Int'l FA	LAD
Vargas, Miguel	3B	6-3/198	R-R	11/17/1999 (La Habana, Cuba)	N/A	9/7/2017 (LAD)	Int'l FA	LAD
Vasquez, Jonathan	RHS	6-0/170	R-R	1/25/2000 (Santo Domingo Este, DR)	N/A	7/7/2017 (LAD)	Int'l FA	LAD
Vasquez, Luis	RHR	6-4/200	R-R	4/03/1986 (San Pedro de Macoris, DR)	N/A	6/21/2009 (LAD)	FA	-
Villicana, Fernando	LHS	5-11/170	L-L	8/2/2001 (San Diego, CA)	N/A	11/11/2017 (LAD)	Outright	INT
Vison, Jeremiah	LF	5-4/145	R-R	8/27/1997	N/A	36 (2018, LAD)	Draft	LAD
Vivas, Jorbit	2B	5-10/145	L-R	3/9/2001 (Puerto Cabello, VZ)	N/A	7/4/2017 (LAD)	Int'l FA	LAD
Walker, Jared	3B	6-2/198	L-R	2/4/1996 (Marietta, GA)	HS: McEachern (GA)	5 (2014, LAD)	Draft	LAD
Warzek, Bryan	LHR	6-0/205	L-L	1/17/1997 (Clifton Park, NY)	New Orleans	6 (2018, LAD)	Draft	LAD
Washington, Mark	RHS	6-7/205	R-R	3/22/1996 (Glen Mills, PA)	HS: Episcopal Academy (PA) Lehigh (PA)	25 (2017, LAD)	Draft	LAD
White, Mitchell	RHS	6-4/207	R-R	12/28/1994 (San Jose, CA)	HS: Bellarmine College Prep Santa Clara Univ. (CA)	2 (2016, LAD)	Draft	LAD
Willeman, Zach	RHS	6-3/215	R-R	3/27/1996 (Napoleon, OH)	HS: Napoleon (OH) Kent State (OH)	19 (2017, LAD)	Draft	-
Witt, Nathan	RHS	6-4/210	R-R	4/19/1996 (Clarkston, MI)	HS: Clarkston (MI) Michigan State (MI)	17 (2017, LAD)	FA	LAD
Wong, Connor	C	5-11/180	R-R	5/19/1996 (Houston, TX)	HS: Pearland (TX) Houston (TX)	3 (2017, LAD)	Draft	LAD
Yan, Luis	OF	6-3/180	S-R	1/1/1999 (Higüey, DR)	N/A	5/10/2017 (LAD)	Int'l FA	LAD
Yarnall, Nick	LF	6-0/200	L-L	10/17/1994 (Lancaster, PA)	HS: Hempfield (PA) Univ. of Pittsburgh (PA)	35 (2016, LAD)	Draft	LAD
Yurchak, Justin	3B	6-1/205	L-R	9/17/1996 (Clifton Park, NY)	SUNY Binghamton	12 (2017, CWS)	Trade	CWS
Zabala, Juan	C	5-10/170	R-R	7/3/1999 (Sincesejo, Colombia)	N/A	12/20/2015 (LAD)	Int'l FA	LAD
Zuniga, Guillermo	RHS	6-1/150	R-R	10/10/1998 (Cartagena, Colombia)	N/A	7/2/2016 (ATL)	Int'l FA	ATL

MEDIA INFORMATION



In a news conference packed with teammates, media and well-wishers, Chase Utley announced that 2018 would be his final season. Though his playing days have come to an end, Utley remains with the organization in a front office role.

Communications

Office: (323) 224-1301 **Fax:** (323) 224-1459



JOE JARECK
Senior Director,
Public Relations
(323) 224-1549
joej@ladodgers.com



JON CHAPPER
Assistant Director,
Public Relations
(323) 224-1589
jonc@ladodgers.com



JUAN DORADO
Manager,
Public Relations
(323) 224-1342
juand@ladodgers.com



JESUS QUINONEZ
Manager,
Public Relations
(323) 224-1349
jesusq@ladodgers.com



LAUREN DOUGLAS
Coordinator,
Public Relations
(323) 224-4220
laurend@ladodgers.com



MARK LANGILL
Team Historian
(323) 224-1539
markl@ladodgers.com



JON SOOHO
Team Photographer
(323) 224-1499
jons@ladodgers.com



STEVE BRENER
PR Consultant
(323) 224-1344
steveb@bzapr.com

Credentials: Credentials Will Be Issued Only To Accredited Media Members. Season Credentials Will Be Issued Only To Those News Agencies That Have Covered The Dodgers On A Regular Basis And Will Be Approved At The Discretion Of The Dodgers' Public Relations Department. All Credential Requests For Regular Season Dugout Home Games Should Be Submitted Through [http:// Credentials.mlb.com](http://Credentials.mlb.com) By The Outlet Affiliate Manager And Must Be Received At Least 24 Hours In Advance To Allow For Verification And Processing. Credentials Must Be Displayed At All Times.

Media Will Call: Credentials Can Be Picked Up From Four Hours Prior To Game Time Until 45 Minutes After First Pitch At Media Will Call, Located Off At A Marked Top Of The Park Ticket Window Off The Media Parking Lot (Parking Lot P). Proper Photo Identification Is Required For Pick Up. If Media Will Call Is Closed, Credentials Will Be Available From The Receptionist At The Dodger Offices Off Lot D.

Parking: Media Parking Is Located In Parking Lot P (Top Of The Park). Media Should Enter Dodger Stadium Through Gate A, Which Is Located At The Intersection Of Vin Scully Ave. And Stadium Way, And Check In At The Guard-Gated Booth On The Far Right. Season Media Credentials, Bboxa Credentials Or Mlb Credentials Will Serve As Season-Long Parking Passes And All Media Will With Daily Credentials Will Be On The Day's Media Parking List. Which Is Submitted 24 Hours In Advance. Please Note That During Sellouts, High Profile Games (i.e. Opening Day) And The Postseason, We May Not Be Able To Accommodate All Media In Parking Lot P And Different Media Parking Rules May Apply.

Clubhouse: Clubhouse Timings Vary And Will Be Posted On The Lineup Board In The Press Box. For Advance Timings, Please Reach Out To A Member Of The Public Relations Department. Only Media Credentialed With Clubhouse Access Will Be Admitted Inside. The Training Room And All Areas Besides The Clubhouse Itself Are Closed To All Media.

Elevators/Escalators: Elevators/Escalators Are Located Directly Behind Home Plate. Elevators Are Available On All Levels And Escalators Are Available Between The Club/Suite/ Press Box Level And Field And Loge Levels. On The Field Level, The First Door On The Left At The Bottom Of The Escalators Will Lead To One Flight Of Stairs Leading Down To The Clubhouses And Field Entrance.

Press Box And Dining Room: The Vin Scully Press Box Is Located On Level 5 (Club/Suite Level) Directly Behind Home Plate. The Media Dining Area, Located In The Main Press Box, Is Open Two Hours Prior To Game Time. Beverages And Snacks Are Available During And After The Game. The Cost For Each Pregame Meal Is Payable In The Press Dining Room.

Credenciales: Solamente Miembros De La Prensa Acreditados Recibirán Una Credencial. Las Credenciales De Temporada Entera Serán Otorgadas Solamente A Medios De Noticias Que Han Cubierto A Los Dodgers De Manera Regular Y Serán Aprobadas A Discreción Del Departamento De Relaciones Públicas. Cualquier Otra Solicitud De Credenciales Durante La Temporada Regular Deberá Ser Tramitada A Través Del Sitio [http:// Credentials.mlb.com](http://Credentials.mlb.com) Por El Gerente Del Departamento De Noticias Con 24 Horas De Anticipo Para Iniciar El Proceso De Verificación. Las Credenciales Deben Ser Mostradas En Todo Momento.

Will Call De Medios: Las Credenciales Pueden Ser Recogidas Cuatro Horas Antes Del Juego Hasta 45 Minutos Después Del Primer Lanzamiento En El Área De "Will Call" De Medios, Localizada En La Taquilla "Top Of The Park", Cerca Del Estacionamiento De Medios (Estacionamiento P). Se Necesita Una Identificación Con Foto Para Poder Obtener La Credencial. Si La Taquilla De Prensa Se Encuentra Cerrada, Las Credenciales Pueden Ser Recogidas En La Recepción De Las Oficinas De Los Dodgers En El Estacionamiento D.

Casa Club: Las Horas De La Casa Club Varían Y Serán Indicadas En La Pantalla De Alineación Localizada En La Sala De Prensa. Para Saber Las Horas Con Anticipo, Favor De Contactar A Un Miembro Del Departamento De Relaciones Públicas. Solamente Medios Con Credenciales Con Acceso A La Casa Club Serán Permitedos Dentro. Está Prohibida La Entrada Al Cuarto De Entrenamiento Y Cualquier Área Que No Sean Parte De La Casa Club.

Elevadores/Escalera Eléctrica: Los Elevadores Y Escaleras Eléctricas Están Localizados Detrás Del Home Plate. Los Elevadores Están Disponibles En Todos Los Niveles, Mientras Que Las Escaleras Eléctricas Sirven A Los Niveles Club/Suite/Sala De Prensa, "Loge" Y Terreno De Juego. En El Nivel De Campo, La Primera Puerta A La Izquierda De Las Escaleras Eléctricas Lo Llevará A Otros Escalones Que Bajarán Hasta Las Casas Club Y La Entrada Al Terreno De Juego.

Sala De Prensa Y Área De Almuerzo: La Sala De Prensa De Scully Está Localizada En El Quinto Piso (Nivel Club/Suite) Detrás Del Home Plate. El Área De Almuerzo Para Los Medios Está Localizada Dentro De La Sala De Prensa Principal Y Está Abierta Dos Horas Antes Del Juego. Bebidas Y Aperitivos Estarán Disponibles Durante Y Después Del Juego. El Costo Por Cada Comida Puede Ser Pagado Dentro Del Área De Almuerzo.

Código De Vestimenta: Major League Baseball Les Pide A Todos Los Miembros De La Prensa A Vestirse De Forma Profesional Y Apropiada Siguiendo El Código De Vestimenta Casual De Negocios. La Descripción Completa Del Código De Vestimenta Lo Podrá Encontrar En El Sitio www.mlbpressbox.com.

Media Dress Code: Major League Baseball Requests Members Of The Media Covering Games To Dress In An Appropriate And Professional Manner. And Mlb Expects Members Of The Media To Adhere To A Business Casual Dress Code. A Full Description Of Mlb's Media Dress Code Can Be Found At www.mlbpressbox.com.

Autograph Policy: Credentialed Members Of The Media Are Prohibited From Requesting Autographs At Any Time On The Field Or In The Clubhouse. Violation Of This Rule Will Result In Immediate Credential Revocation.

Media Materials: Lineup Cards Will Be Available In The Vin Scully Press Box Prior To Game Time. All Other Media Information Will Be Posted To Dodgerspressbox.com (Login: Media@Ladodgers.com Password: Dodgers) And Emailed To Registered Media Members.

Photographers: Photo Wells Are Located At Each End Of The Home And Visiting Dugouts And Photographers Who Wish To Shoot From The Photo Wells Must Receive Approval From A Member Of The Dodgers' Public Relations Staff Or A Team Photographer In Advance. Special Arrangements For Use Of The Press Box Level Positions Or Other Photographer Locations Can Be Made By Contacting The Public Relations Department In Advance. It Is Permissible To Move Between Wells During Inning Breaks In A Timely Fashion. Respect For The Players, Coaches And On-Field Personnel Must Be Observed At All Times. Shooting Down The Dodger Tunnel From The Dugout Is Not Allowed. Still Photography, Including With Cell Phones Or Mobile Devices, Is Not Allowed In Either Clubhouse Unless Authorized By The Public Relations Department Of Each Club.

Live Transmission: Non-Rightsholders Are Permitted To Transmit Live Reports Prior To And After Games At Dodger Stadium. Live Transmissions Must Be Cleared Ahead Of Time By The Dodgers' Public Relations Department At (323) 224-1301 And All Truck Parking And Equipment Requirements, Including Park And Power Fees, Should Be Arranged In Advance By Contacting Brandib@Ladodgers.com. All Television Live Shots Must Be Done In Designated Areas. Live Shots Will Not Be Permitted From The Clubhouse. Live Television Reports By Non-Rightsholders Are Prohibited While The Rightsholder Is On The Air Or The Game Is In Progress.

Disabled Access: The Media Parking Lot And Press Box Are Equipped For Disabled Media Members. For Press Box Access, Take The Elevator To Level 5, For Field And Clubhouse Access, Take The Elevator To Level 1, Turn Left To Enter The Dodgers' Clubhouse. To Access The Field, Enter The Dugout Club On Level 1. The Ushers Will Direct Media To The Lift Allowing Entrance To The Field.

Poliza De Autofotos: Se Les Prohibe A Los Miembros De La Prensa Con Credencial A Pedir Autofotos En El Terreno De Juego O En La Casa Club. La Violación De Esta Regla Resultará En La Revocación De La Credencial.

Materiales De Prensa: Cartas De Alineación Estarán Disponible En La Sala De Prensa Vin Scully Antes Del Juego. Cualquier Otra Información Estará Disponible En Dodgerspressbox.com (Usuario: Media@Ladodgers.com; Contraseña: Dodgers) Y Será Enviada Por Correo Electrónico A Miembros Registrados De La Prensa.

Fotografos: Las Áreas De Fotografos Están Localizadas Al Final Del Dugout De Casa Y Visitantes Y Los Fotografos Que Gusten Tomar Fotos Durante El Juego Tendrán Que Recibir Permiso Con Anticipo De Parte De Un Miembro Del Departamento De Relaciones Públicas O Del Fotógrafo Oficial Del Equipo. Para Recibir Permisos Especiales Para Fotografar El Juego Desde La Sala De Prensa U Otras Localidades, Favor De Contactarse Con La Oficina De Relaciones Públicas. Se Permitted Moverse Entre Localidades Entre Entradas Dentro De Un Tiempo Reasonable. Se Les Pide Que Respeten A Los Jugadores, Coaches Y Todos Los Empleados Dentro Del Campo En Cada Momento. No Es Permitted Fotografar, Incluyendo Con Celular O Dispositivo Móvil, Dentro De La Casa Club, Excepto Si Ha Recibido Permiso Por Parte Del Departamento De Relaciones Públicas De Ambos Equipos.

Transmisión En Vivo: Miembros De La Prensa Sin Derechos De Transmisión Podrán Transmitir Reportajes En Vivo Antes Y Después Del Juego En El Estadio De Los Dodgers. Se Requiere El Permiso Con Anticipo Para Realizar Transmisiones En Vivo Por Parte Del Departamento De Relaciones Públicas De Los Dodgers Llamando Al (323) 224-1301. Para Más Información Con Respecto A Estacionamientos Para Camiones De Transmisión Y Requerimientos De Equipaje, Incluyendo Cuotas De Estacionamiento Y Electricidad, Favor De Contactarse Con Anticipo A Brandib@Ladodgers.com. Todas Las Transmisiones De Televisión En Vivo Serán Realizadas En Áreas Designada. No Se Permiten Transmisiones En Vivo Desde La Casa Club. Transmisiones En Vivo Por Parte De Medios Sin Los Derechos De Transmisión Están Prohibidas Durante El Juego.

Acceso Para Incapacitados: El Estacionamiento De Medios Y La Sala De Prensa Están Equipadas Para Acomodar A Personas Con Discapacidades. Para Entrar A La Sala De Prensa, Tome El Elevador Al Quinto Piso. Para Llegar Al Campo O Casa Club, Seleccione El Piso 1 En El Elevador. Para Llegar A La Casa Club, Diríjase A La Izquierda. Para Entrar Al Campo, Pase Al "Dugout Club" En El Piso 1. Los Empleados Del Estadio Facilitarán El Acceso Al Campo Usando El Equipo Necesario.



Jaime Jarrín

Hall of Fame Broadcaster

Jaime Jarrín, “the Spanish voice of the Dodgers” and one of the most recognizable voices in all of sports broadcasting, has been calling Dodger games since 1959, entering his 61st season with the club in 2019. Last season, the Hall of Famer became just the 12th Dodger to be added to the club’s Ring of Honor, joining other franchise icons in having his name permanently affixed to Dodger Stadium.

Jarrín has called three perfect games (Sandy Koufax in 1965, Tom Browning in 1988 and Dennis Martinez in 1991) and 22 no-hitters, 29 World Series and 30 All-Star games during his decorated career. In 1998, he was inducted into the National Baseball Hall of Fame in Cooperstown, NY as the recipient of the Ford C. Frick Award and became only the second Spanish-language announcer to achieve that honor, joining Buck Canel. In the 2005 book “Voices of Summer,” Jarrín was named as baseball’s all-time best Spanish-language broadcaster.

The Quito, Ecuador native began working for HCJB in his home country when he was 16 years old and went on to become the announcer for the National Congress of Ecuador, while studying philosophy, letters, journalism and broadcasting at Central University of Ecuador in Quito. Following his graduation, Jarrín hoped to continue his broadcasting career in the United States, arriving on June 24, 1955, and at the time, he had never seen a baseball game. His first experience with baseball was watching the Dodgers on a televised broadcast of the 1955 World Series against the Yankees, and he soon began attending minor league games in Los Angeles at Gilmore Field and Wrigley Field to learn the game. Jarrín was hired as an announcer at KWKW and soon after, the Dodgers moved to Los Angeles. Jarrín was given one year to prepare to become a baseball broadcaster by William Beaton, the station manager at KWKW.

During his first six years with the Dodgers, Jarrín and his partner would recreate games in the studio while listening to the English radio broadcast. Starting in 1965, Jarrín took the Dodgers’ Spanish-language radio broadcast on the road, making every stop with the Dodgers, and rose to become the club’s No. 1 Spanish-language broadcaster in 1973. From 1962-84, Jarrín called nearly 4,000 games - spanning 22 seasons - without missing a contest, before the streak was broken in 1984, when he took charge of all the Spanish-language radio coverage and production for the Los Angeles Olympic Games. On August 23, 2009, Jarrín once again made history and served as the play-by-play announcer in the first-ever regular season, dedicated, Spanish-language telecast of a Dodger game.

Jarrín also worked on international news broadcasts including the funeral of President John F. Kennedy, Pope John Paul II’s visit to the U.S. and several meetings between foreign leaders and Presidents Richard Nixon and Lyndon B. Johnson. He has called more than 30 world championship boxing title bouts for radio and TV stations in Latin America including the Thrilla in Manila between Muhammad Ali and Joe Frazier.

Jarrín received a star on the Hollywood Walk of Fame - dedicated in September 1998 - and is a member of both the California Broadcasters’ Association Halls of Fame and the Southern California Sports Broadcasters’ Association, which awarded him the organization’s Vin Scully Lifetime Achievement Award in 2019. His other major honors include La Gran Cruz al Merito en El Grado de Comendador received in Ecuador in January 1992, being honored by the American Federation of Television and Radio Artists (AFTRA) Foundation with an AFTRA Media and Entertainment Excellence Award in 2011 and earning Hall of Fame recognition by the Associated Press Television-Radio Association (APTRA) in 2011.

Jarrín resides in San Marino and has two sons, Mauricio and Jorge, who calls Dodger games on Spanish radio alongside his father. The 2019 season will mark the fourth season of the father-son combination of Jorge and Jaime Jarrín calling games together, with the duo forming the only father-son broadcasting team in MLB Spanish-language radio.



Joe Davis

Broadcaster

Joe Davis enters his fourth year as a member of the Dodger broadcast team on SportsNet LA. Davis, 31, has been calling play-by-play on Fox Sports’ national coverage of college football, Major League Baseball and college basketball since 2014 and continues to do so while in his role with the Dodgers.

Davis attended Beloit (Wis.) College, where he was a four-year letter winner and two-time captain of the school’s football team, as well as earning a B.A. degree in communications with a minor in journalism. During the football off-seasons, Davis assumed play-by-play duties for the school’s athletic department, announcing baseball and men’s and women’s basketball games on local radio and television and served as the voice of Buccaneer spring sports for his final three years on campus before graduating in 2010.

Prior to his senior year of college, Davis secured a summer job with the Schaumburg Flyers baseball team of the independent Northern League, serving as the team’s play-by-play voice and media relations director. He then moved on to the Montgomery (Ala.) Biscuits, the Double-A affiliate of the Tampa Bay Rays, and was named Southern League Broadcaster of the Year in 2012. While in Montgomery, Davis also worked for the Baylor Independent Sports Properties Network and Comcast Sports Southeast, where he called play-by-play for college football, basketball and baseball.

In July 2012, Davis made the jump to national television at the age of 24, joining ESPN as an announcer for college baseball, basketball, football, hockey and softball and also appeared in spot duty for Major League Baseball on ESPN radio.

Davis resides in South Pasadena with his wife Libby, daughter Charlotte and son Blake.



Nomar Garciaparra

Broadcaster

Nomar Garciaparra begins his sixth season behind the microphone for the Dodgers, serving as an analyst for SportsNet LA's game broadcast and pre-and-post game telecasts.

A native of Whittier, CA, and a graduate of Bellflower's St. John Bosco High School, Garciaparra played 14 seasons in the Major Leagues with the Red Sox, Cubs, Dodgers and A's, posting a .313 batting average with 229 home runs and 936 RBI. He was the AL Rookie

of the Year in 1997; American League batting champion in 1999 and 2000; National League Comeback Player of the Year with the Dodgers in 2006; a six-time MLB All-Star; and won a Silver Slugger Award.

Garciaparra attended Georgia Tech and was a first-round pick of the Red Sox in 1994. He made his MLB debut in 1996 and as a rookie with the Red Sox in 1997, Garciaparra hit 30 home runs and had 98 RBI, setting a MLB record for RBI by a leadoff hitter and most homers by a rookie shortstop.

Garciaparra played three seasons with the Dodgers in 2006-08, earning an All-Star selection at first base and helping the team reach the postseason in 2006. After playing with Oakland in 2009, Garciaparra signed a one-day contract with Boston in 2010 to retire as a member of the Red Sox. In 2014, Garciaparra was inducted into both the Boston Red Sox Hall of Fame and the Latino Baseball Hall of Fame in the Dominican Republic.

Following the end of his playing career, Garciaparra worked at ESPN, appearing on Baseball Tonight, MLB game telecasts as well as the network's coverage of the College World Series and the Little League World Series from 2011-13.

Garciaparra was a member of the 1992 U.S. Olympic baseball team and his wife, Olympian and World Cup soccer champion Mia Hamm, played on the 1996, 2000 and 2004 women's Olympic soccer team. The couple married in 2003, and have twin girls, Grace and Ava, and a son, Garrett. Both Garciaparra and Hamm are among the investors in Major League Soccer's Los Angeles FC.



Orel Hershiser

Broadcaster

Dodger great and Emmy Award-winning broadcaster Orel Hershiser enters his sixth season as a color commentator and analyst for the Dodgers on SportsNet LA.

Hershiser, who has been recognized by the Southern California Sports Broadcasters Association for his work as an analyst on both the game broadcast and the Dodgers' pre and post game telecasts, previously was behind the microphone at ESPN from 2006-13 as a color analyst for their Baseball Tonight, Sunday Night Baseball, College World Series and

Little League World Series programming.

The three-time All-Star right-hander played 18 seasons in the Majors, including 13 with the Dodgers, who he helped lead to a 1988 World Championship. That year, Hershiser led the National League in wins (23), innings (267), shutouts (8) and complete games (15) en route to a Cy Young Award, and set the all-time mark with a record 59 consecutive scoreless innings (Aug. 30-Sept. 28). He established his place in Dodger lore with a dominant 1988 Postseason, when he earned both NLCS and World Series MVP honors, and became the only player in history to win those honors in addition to the Cy Young Award in the same season. He later received both The Sporting News Pitcher of the Year and Sports Illustrated Sportsman of the Year awards for his brilliant 1988 season.

Hershiser attended and played baseball at Bowling Green (OH) State University and was drafted in the 17th round by the Dodgers in the 1979 Major League First-Year Player Draft. It was during a game in his rookie year of 1984, that Hershiser was nicknamed "Bulldog" in an effort by Dodgers Hall of Fame manager Tommy Lasorda to get Hershiser to adopt a tougher attitude on the mound.

After finishing his playing career with the Dodgers in 2000 and briefly working for the team, he joined the Rangers as a special assistant to General Manager John Hart in the fall of 2001. He was named the Rangers' pitching coach in 2002 and after the 2005 season he became Executive Director of the Rangers.

He has co-authored or authored two books: *Out of the Blue* and *Between the Lines: Nine Things Baseball Taught Me About Life*. Hershiser has two sons, Quinton and Jordan, and two stepchildren, Spencer and Sloane. He and his wife Dana reside in Las Vegas.



Jorge Jarrin

Broadcaster

Jorge Jarrin enters his seventh season as a member of the Dodgers' broadcast team, having called games in Spanish on both radio and television. The 2019 season will mark his fourth year calling games on the radio alongside his father and Hall of Famer Jaime Jarrin, with the duo forming the only father-son broadcasting team in MLB Spanish-language radio, after previously handling play-by-play duties on the Dodgers' Spanish television broadcast for three years. In 2016, Jarrin was recognized by the Southern California Sports

Broadcasters Association as the top Spanish-radio analyst in Los Angeles.

In addition to his broadcasting duties, from 2004-2014, Jarrin served as the Dodgers' Manager of Radio Broadcast Sales and Hispanic Initiatives. In that capacity, he oversaw the Spanish-language radio broadcast, expanded the Dodger Spanish radio network and consulted on the Dodgers' Latino marketing initiatives.

Jarrin served as KABC Talk Radio's "Captain Jorge" for covering traffic from Jet Copter 790 from 1985 to 2011. In 2001 and 2002 Jarrin was teamed with Jose Mota to form DIRECTV's "Major League Baseball Game of the Week" broadcast team to all of Latin America. Also during this period, he filled in as a sports anchor on the KTLA News at 10:00 p.m.

The Associated Press of California honored Jarrin with four awards for his work in reporting the Los Angeles riots following the verdict of the LAPD/Rodney King trial. Additionally, the Associated Press also honored the Dodger broadcaster with an award for his live coverage of a Highway Patrol pursuit and hostage situation. Jarrin also won a coveted Radio and TV News Association Golden Mike Award in 1993 for "Best Coverage of a Late Breaking News Story"

Jorge and his wife Maggie, who met at Dodger Stadium, reside in San Gabriel and have three sons: Andrew, Phillip and Stefan, who was drafted and signed by the Dodgers in 2011.



Rick Monday

Broadcaster

Former Dodger outfielder and two-time Major League All-Star, Rick Monday begins his 26th season as a Dodger broadcaster and 34th season overall with the organization, including eight as a player.

Monday, who joined the Dodgers' broadcast team in 1993, began his broadcasting career as a sports anchor on KTTV in Los Angeles in 1985, while also calling play-by-play and hosting the pregame show for Dodger games on DodgerVision and Z Channel. He was nominated for an Emmy as host of the Dodgers' pregame show on KTTV's "Dodger Central" in 1988 and he earned an Emmy for Live Sports Coverage in 2001. Monday has also called games for the College World Series and the Padres.

A star at Arizona State University, Monday led the Sun Devils to the 1965 College World Series Championship and earned All-American and College Player of the Year honors before the Kansas City Athletics made him the first player ever selected in the Major League First-Year Player Draft in 1965. He was inducted into the ASU Hall of Fame in 1975 and the College Baseball Hall of Fame in 2016.

Monday made his Major League debut in 1966 and, after spending six seasons with the Athletics and five seasons with the Cubs, Monday came to the Dodgers as part of a five-player trade in 1977. He played eight seasons in L.A., and propelled the Dodgers to the 1981 World Series with a dramatic, game-winning home run in the winner-take-all Game 5 of the NLCS at Montreal. Overall, Monday compiled a .264 career batting average with 241 home runs and 775 RBI in 19 big-league seasons, while helping the Dodgers win a World Championship in 1981 and three NL pennants (1977, 1978, 1981).

Monday and his wife, Barbaralee, who make regular visits to various veteran's hospitals throughout the year, reside in Vero Beach during the offseason.



Tim Neverett

Broadcaster

Tim Neverett enters his first season as a member of the Dodgers' broadcast team, and will handle play-by-play duties for a select number of games on both television and radio.

Neverett previously served as the radio play-by-play voice of the Boston Red Sox for the past three seasons following a seven-year stint as the radio and television play-by-play announcer for the Pittsburgh Pirates. Before joining the Pirates, Neverett spent four years working for FSN Rocky Mountain, including as a studio host for Colorado Rockies games

during the 2008 season. He also served the network as a play-by-play announcer for Rockies games, college football, basketball, hockey, lacrosse, arena football, and track and field. In addition, Neverett hosted talk shows for both the nationally syndicated Sporting News Radio Network and ESPN 560 in Denver, Colorado, where he was named the 2005 Best Radio Sports-Talk Host by Westword magazine. Prior to his time in Denver, Neverett lived in Las Vegas, calling games on radio and TV for the Padres' and Dodgers' Triple-A teams as well as Las Vegas' International Hockey League team and the UNLV baseball and football teams. Neverett, who began his broadcasting career in 1985 with Pittsburgh's Double-A affiliate Nashua, also called baseball, softball, basketball, and soccer as well as hockey and skiing during four Olympic Games from 2002-2008.

Neverett played college baseball at Emerson College in Boston, and he and his wife Jessica have three sons: Matthew, Kyle and Drew.



Alanna Rizzo

Broadcaster

Alanna Rizzo enters her sixth season as a member of the Dodger broadcast team, where she serves as SportsNet LA's in-game reporter and also hosts the pre- and post-game shows.

Rizzo is a nationally recognized television sports journalist, reporter and studio host. A six-time regional Emmy Award winner, Rizzo has been covering professional and collegiate sports for more than 15 years. Before coming to Los Angeles, Rizzo was seen on

MLB Network, where she appeared across all of the network's studio programming, including "Intentional Talk" and "Quick Pitch", as well as reporting from the Major League Baseball All-Star Game Red Carpet, the MLB Postseason and the World Baseball Classic.

Previously, Rizzo was with ROOT Sports Rocky Mountain in Denver working as a sideline reporter and host for the Colorado Rockies, University of Colorado and University of Denver broadcasts.

Rizzo graduated from the University of Colorado at Boulder where she earned an M.A. in Broadcast Journalism.



Charley Steiner

Broadcaster

Five-time Emmy Award-winner and National Radio Hall of Famer Charley Steiner enters his 15th season as an announcer for the Dodgers, handling play-by-play duties for the club's radio broadcast on AM 570.

Before joining the Dodgers, Steiner broadcast three years for the New York Yankees on WCBS Radio and the YES Network. Prior to his seasons with the Yankees, Steiner spent 14 years at ESPN, where his responsibilities ranged from anchoring SportsCenter to working

play-by-play for Major League Baseball and Saturday Primetime Football. He served as SportsCenter's primary boxing reporter/analyst and also contributed to the Emmy and CableACE Award-winning Outside the Lines series. Steiner also called the 2006 and 2013 World Baseball Classics for XM Radio and MLB International, respectively, and broadcast MLB games live from seven different countries.

Steiner graduated from Bradley University, where the School of Sports Communication has been named in his honor. Currently there are 120 majors at the Steiner School, in radio and television broadcasting, journalism, production, direction, ethics, media relations, digital, and sales. Steiner, who was inducted into the Bradley's Sports Hall of Fame in 1995, also established the Charles H. Steiner Endowed Scholarship, which is given annually to Bradley broadcasting majors.

He began his professional broadcasting career in 1969 at WIRL Radio in Peoria, Illinois as a newscaster, and made career stops as Davenport, New Haven, Hartford and Cleveland before returning to his native New York, where he was the morning sportscaster on WOR radio, while serving as sports director for the RKO Radio Network. In addition, Steiner called the play-by-play for the USFL New Jersey Generals and, later, for the New York Jets on WABC radio.



Fernando Valenzuela

Broadcaster

Fernando Valenzuela, legendary Dodger and 17-year Major League veteran, enters his fifth season calling games on SportsNet LA in Spanish and his 17th season as a Dodger broadcaster.

In 17 big league seasons, Valenzuela compiled a 173-153 record and a 3.54 ERA with the Dodgers, Angels, Orioles, Phillies, Padres and Cardinals, earning six All-Star selections and tossing a no-hitter on June 29, 1990 against the Cardinals. The Sonora, Mexico native has

been inducted to numerous Hall of Fames, including the Hispanic Heritage Baseball Museum and Caribbean Baseball Hall of Fame.

Valenzuela was a late-season call-up in 1980, but his legend grew as the Dodgers' emergency starter on Opening Day, 1981, when he hurled a 2-0 shutout over the Houston Astros. Valenzuela won his first eight starts that season, including five shutouts and a rookie-record string of 35.0 consecutive scoreless innings, with his improbable success sparking "Fernandomania," as fans flocked to see him pitch – both home and road – and baffle hitters with his signature screwball. Valenzuela, who started the 1981 All-Star Game, became the first player in MLB history to be named Rookie of the Year and win a Cy Young Award in the same season, while leading the Dodgers to a World Championship.

Valenzuela supports the club's community and Latino initiatives, and as a result of his continued community involvement, the Reviving Baseball in Inncities Program (RBI) honored him with a Lifetime Achievement in 2007.

Valenzuela and his wife Linda reside in Los Angeles and have four children, Ricky, Fernando Jr., Linda and Maria Fernanda.



Pepe Yñiguez

Broadcaster

Pepe Yñiguez begins his fifth year calling games in Spanish on SportsNet LA and his 23rd season overall as a Dodger broadcaster after joining the club in 1997.

Yñiguez also previously hosted the Dodgers' pre and post-game shows, "Hablando con los Dodgers," in 1993 and covered select Spanish-language broadcasting assignments for the club in 1997 before joining the team full-time in 1999. Additionally, Yñiguez contributes to the Dodgers' Latino marketing and radio sales efforts in recording promotional ads for

Dodger sponsors that air on Univision America KTNQ 1020 AM.

Starting in 1992, Yñiguez broadcasted numerous events for FOX Sports International, including every World Series from 1997-2005. In 1997, he called the All-Star Game at Jacobs Field in Cleveland alongside Tito Fuentes and Dennis Martinez. He has also broadcasted the annual Caribbean Series.

From 1993-95, Yñiguez served as the color commentator for Los Angeles Raiders broadcasts. During past offseasons, he also hosted "Central Deportiva," a weekly sports talk show airing Sunday afternoons, on KWKW in Los Angeles.

Yñiguez resides with his wife Rafaela in La Habra, and has four kids, Edgar, Alenrry, Karissa and Jaquely.



John Hartung
SPORTSNET LA



Jerry Hairston Jr.
SPORTSNET LA



Ned Colletti
SPORTSNET LA



Chase Utley
SPORTSNET LA



David Vassegh
AM 570



Tim Cates
AM 570

Dodger Broadcasters Through The Years

ENGLISH BROADCASTERS		SPANISH BROADCASTERS	
Year	Broadcasters	Year	Broadcasters
1939-41 1942	Red Barber, Al Helfer Red Barber, Alan Hale	1954-57 1958	Buck Canel Rene Cardenas, Miguel Alonzo, Milt Nava
1943-47 1948-49	Red Barber, Connie Desmond Red Barber, Connie Desmond, Ernie Harwell	1959-61	Rene Cardenas, Jaime Jarrin, Miguel Alonzo
1950-53	Red Barber, Connie Desmond, Vin Scully	1962-72	Jose Garcia, Jaime Jarrin
1954-55	Vin Scully, Connie Desmond, Andre Baruch	1973-81	Jaime Jarrin, Rudy Hoyos
1956	Vin Scully, Connie Desmond, Al Helfer, Jerry Doggett	1982-89	Jaime Jarrin, Rene Cardenas, Jaime Jarrin, Rene Cardenas, Tito Rondon
1957	Vin Scully, Al Helfer, Jerry Doggett	1991-97	Jaime Jarrin, Rene Cardenas
1958-76 1977-87	Vin Scully, Jerry Doggett Vin Scully, Jerry Doggett, Ross Porter	1998	Jaime Jarrin, Rene Cardenas, Pepe Yñiguez
1988-93	Vin Scully, Don Drysdale, Ross Porter	1999-2002	Jaime Jarrin, Pepe Yñiguez
1993-2004	Vin Scully, Ross Porter, Rick Monday	2003-2009	Jaime Jarrin, Pepe Yñiguez, Fernando Valenzuela
2005	Vin Scully, Rick Monday, Charley Steiner, Al Downing Steve Lyons	2010-2011	Jaime Jarrin, Pepe Yñiguez, Fernando Valenzuela, Manny Mota
2006-2008	Vin Scully, Rick Monday, Charley Steiner, Steve Lyons, Jerry Reuss	2012-present	Fernando Valenzuela, Jorge Jarrin
2009-2013	Vin Scully, Rick Monday, Steve Lyons Charley Steiner, Eric Collins		
2014-15	Vin Scully, Rick Monday, Charley Steiner, Kevin Kennedy Nomar Garciaparra, Orel Hershiser, Alanna Rizzo		
2016	Vin Scully, Rick Monday, Charley Steiner, Kevin Kennedy Nomar Garciaparra, Orel Hershiser, Alanna Rizzo, Joe Davis		
2017-18	Rick Monday, Charley Steiner, Joe Davis, Orel Hershiser, Alanna Rizzo, Nomar Garciaparra, Kevin Kennedy		
2019-present	Rick Monday, Charley Steiner, Joe Davis, Orel Hershiser, Alanna Rizzo, Nomar Garciaparra, Tim Neverett		

Dodgers Radio Network

Station	On Dial	City	Station	On Dial	City
KLAC	570	Los Angeles	KZER*	1250	Santa Barbara, CA
KTNQ*	1020	Los Angeles	KHTS	98.1/1220	Santa Clarita, CA
KMPC#+	1540	Los Angeles	KSBQ*	1480	Santa Maria, CA
KQTM-FM	101.7	Albuquerque, NM	KVEN	1450	Ventura/Oxnard, CA
KHTY	970	Bakersfield, CA	KOXR*	910	Ventura/Oxnard, CA
KXTT*	94.9	Bakersfield, CA	KIQQ*	1310	Victorville, CA
KTBW*	104.5	Barstow, CA			
KBOV	1230	Bishop, CA			
KCBL	1340	Fresno, CA			
KYVA	1230	Gallup, NM			
KIKI	990	Honolulu, HI			
KAVL	610	Lancaster/Palmdale, CA			
KXST	1140	Las Vegas, NV			
KKUU	103.9	Palm Springs, CA			
KPWK	1350	Riverside, CA			
KCAL*	1410	Riverside/San Bernardino, CA			
KXTK	1280	San Luis Obispo/Santa Maria, CA			
WSTA	1340	St. Thomas, VI			

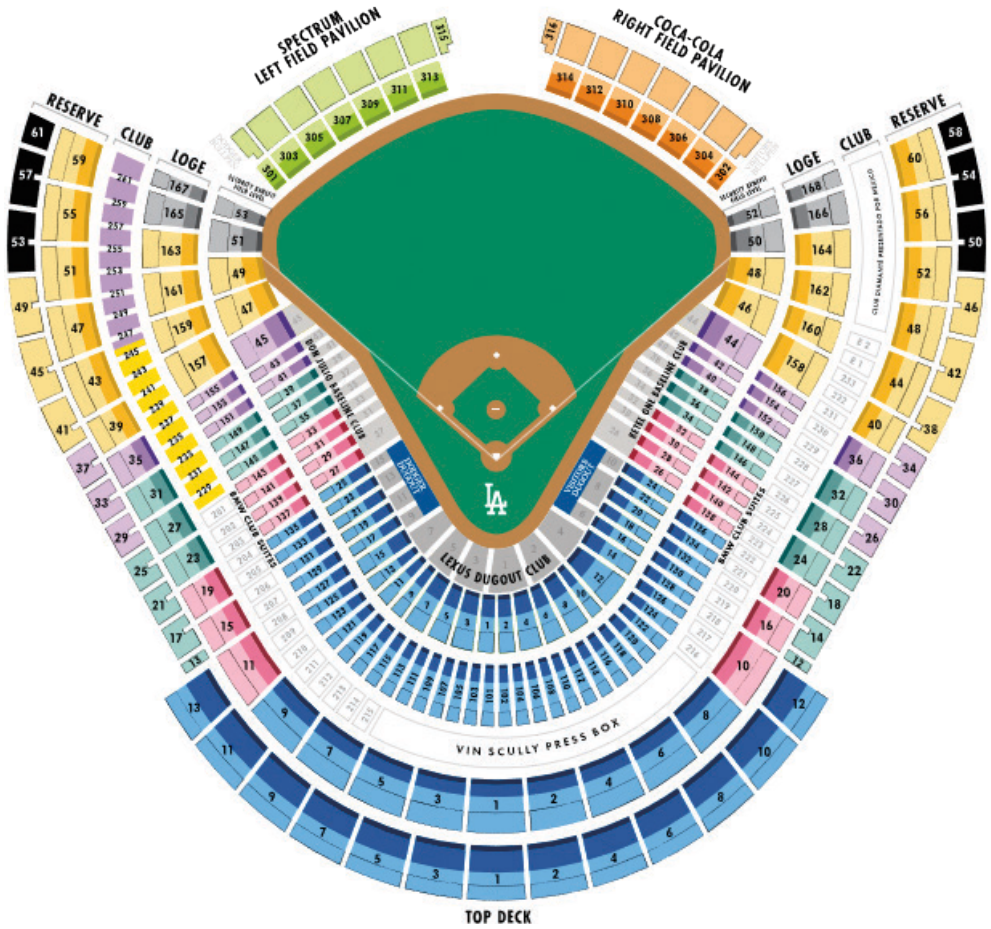
* Spanish + Selected Games # Korean

All games may be heard on the Dodgers' radio home, AM 570 LA SPORTS (English), Univision Radio 1020 KTNQ AM (Spanish) and the Dodgers Radio Network. Listings as of Feb. 28, 2019.

Dodger Media Partners



Dodger Stadium Seating Diagram



Pre-Game Times At Dodger Stadium

Game Time	12:10 p.m.	1:10 p.m.	6:10 p.m.	7:10 p.m.
Auto Gates Open	10:10 a.m.	11:10 a.m.	4:10 p.m.	5:10 p.m.
Stadium Gates Open	10:40 a.m.	11:40 a.m.	4:40 p.m.	5:40 p.m.
Dodger Batting Practice	9:20 a.m.- 10:45 a.m.	10:20 a.m.- 11:45 a.m.	3:20 p.m.- 4:45 p.m.	4:20 p.m.- 5:45 p.m.
Visiting Batting Practice	10:46 a.m.- 11:25 a.m.	11:46 a.m.- 12:25 p.m.	4:46 p.m.- 5:25 p.m.	5:46 p.m.- 6:25 p.m.
First Pitch	12:10 p.m.	1:10 p.m.	6:10 p.m.	7:10 p.m.

2019 Promotion Schedule

DATE	GIVEAWAY / PROMOTION		
3/28	OPENING DAY	6/16	FATHER'S DAY CATCH ON THE FIELD
3/30	WALKER BUEHLER BOBBLEHEAD presented by Bank of America	6/18	CLAYTON KERSHAW BOBBLEHEAD
4/1	\$1 DODGER DOG NIGHT	6/20	CANVAS BEACH BAG presented by Chef Merito Seasonings
4/3	HOODED SWEATSHIRT presented by Bank of America	6/22	KIKE HERNANDEZ JERSEY TEE presented by San Manuel Casino
4/13	CODY BELLINGER BOBBLEHEAD presented by Budweiser	7/4	INDEPENDENCE DAY FIREWORKS presented by Budweiser
4/15	JACKIE ROBINSON JERSEY presented by Bank of America	7/6	Player Jersey presented by 76
4/27	DON NEWCOMBE BOBBLEHEAD & LEGENDS OF DODGER BASEBALL CEREMONY presented by 76	7/20	FERNANDO VALENZUELA BOBBLEHEAD & LEGENDS OF DODGER BASEBALL CEREMONY presented by San Manuel Casino
5/7	\$1 DODGER DOG NIGHT	8/3	SOCKS presented by Spectrum
5/9	COREY SEAGER BOBBLEHEAD presented by Security Benefit	8/5	BOBBLEHEAD
5/11	LIGHTWEIGHT HOODIE presented by UCLA Health	8/11	KIDS BACKPACK* presented by Spectrum
5/12	MOTHER'S DAY SCARF presented by Your Social Honda Dealers	8/21	CAP presented by Security Benefit
5/28	\$1 DODGER DOG NIGHT	8/22	BOBBLEHEAD presented by Pirelli
5/30	SANDY KOUFAX JERSEY presented by Security Benefit	8/22	BOBBLEHEAD
5/31	ALUMNI WEEKEND presented by Security Benefit	9/8	TOTE BAG presented by MLB Network
6/1	STEVE GARVEY BOBBLEHEAD & LEGENDS OF DODGER BASEBALL CEREMONY ALUMNI WEEKEND presented by Security Benefit	9/17	BOBBLEHEAD presented by Security Benefit
6/2	ALUMNI WEEKEND presented by Security Benefit	9/21	LA GRAN FIESTA VIVA LOS DODGERS presented by Budweiser, Coca-Cola & Spectrum
6/13	JOE KELLY BOBBLEHEAD presented by ampm	9/22	FAN APPRECIATION DAY



Presented by Denny's

**AFTER EVERY
FRIDAY NIGHT
HOME GAME!**



Presented by Spectrum
and Coca-Cola

**SCHEDULED ON THE LAST
SUNDAY OF THE MONTH TWO
HOURS PRIOR TO THE GAME.**



**AFTER EVERY
SUNDAY DAY GAME!**

RED=EVENT BLUE=GIVEAWAY ITEM

SCHEDULE SUBJECT TO CHANGE WITHOUT NOTICE. Giveaways are limited to the first 40,000 ticketed fans in attendance while supplies last at guest's point of entry
DODGERS.COM/PROMOTIONS for details and restrictions. *Special ticket required

*First 12,000 ticketed kids 14 & under in attendance



Los Angeles Dodgers 2019 Home/Away Schedule

Current as of 1/16/19

March/April

SUNDAY	MONDAY	TUESDAY	WEDNESDAY	THURSDAY	FRIDAY	SATURDAY
				28 1:10 ARI	29 7:10 ARI	30 6:10 ARI
31 1:10 ARI	1 7:10 SF	2 7:10 SF	3 7:10 SF	4 COL	5 1:10 COL	6 5:10 COL
7 5:37 COL	8 4:45 STL	9 4:45 STL	10 4:45 STL	11 10:15a STL	12 7:10 MIL	13 6:10 MIL
13 1:10 MIL	15 7:10 CIN	16 7:10 CIN	17 12:10 CIN	18 5:10 MIL	19 5:10 MIL	20 4:10 MIL
21 11:10a MIL	22 COL	23 5:05 CHC	24 5:05 CHC	25 11:20a CHC	26 7:10 PIT	27 6:10 PIT
28 1:10 PIT	29 6:45 SF	30 6:45 SF				

May

SUNDAY	MONDAY	TUESDAY	WEDNESDAY	THURSDAY	FRIDAY	SATURDAY
			1 6:45 SF	2 COL	3 7:10 SD	4 5:40 SD
5 1:10 SD	6 7:10 ATL	7 7:10 ATL	8 7:10 ATL	9 7:10 WSH	10 7:10 WSH	11 6:10 WSH
12 1:10 WSH	13 COL	14 7:10 SD	15 7:10 SD	16 COL	17 4:10 CIN	18 1:10 CIN
19 10:10a CIN	20 COL	21 4:10 TB	22 4:10 TB	23 COL	24 4:05 PIT	25 4:15 PIT
26 10:35a PIT	27 5:10 NYM	28 7:10 NYM	29 7:10 NYM	30 7:10 NYM	31 7:10 PHI	

June

SUNDAY	MONDAY	TUESDAY	WEDNESDAY	THURSDAY	FRIDAY	SATURDAY
						1 7:10 PHI
2 1:10 PHI	3 6:40 ARI	4 6:40 ARI	5 12:40 ARI	6 COL	7 7:15 SF	8 4:15 SF
9 1:05 SF	10 7:07 LAA	11 7:07 LAA	12 COL	13 7:10 CHC	14 7:10 CHC	15 6:10 CHC
16 4:05 CHC	17 7:10 SF	18 7:10 SF	19 7:10 SF	20 7:10 SF	21 7:10 COL	22 4:15 COL
23 1:10 COL	24 6:40 ARI	25 6:40 ARI	26 12:40 ARI	27 5:40 COL	28 5:40 COL	29 5:15 COL
30 12:10 COL						

July

SUNDAY	MONDAY	TUESDAY	WEDNESDAY	THURSDAY	FRIDAY	SATURDAY
	1 COL	2 7:10 ARI	3 7:10 ARI	4 6:10 SD	5 7:10 SD	6 7:10 SD
7 1:10 SD	8 COL	9 COL	10 COL	11 COL	12 4:10 BOS	13 4:15 BOS
14 4:05 BOS	15 4:05 PHI	16 4:05 PHI	17 4:05 PHI	18 9:35a PHI	19 7:10 MIA	20 6:10 MIA
21 1:10 MIA	22 COL	23 7:10 LAA	24 7:10 LAA	25 COL	26 4:05 WSH	27 1:05 WSH
28 10:35a WSH	29 5:40 COL	30 5:40 COL	31 12:10 COL			

August

SUNDAY	MONDAY	TUESDAY	WEDNESDAY	THURSDAY	FRIDAY	SATURDAY
				1 7:10 SD	2 7:10 SD	3 6:10 SD
4 1:10 SD	5 7:10 STL	6 7:10 STL	7 12:10 STL	8 COL	9 7:10 ARI	10 6:10 ARI
11 1:10 ARI	12 COL	13 4:10 MIA	14 4:10 MIA	15 12:05 MIA	16 4:20 ATL	17 4:20 ATL
18 10:20a ATL	19 COL	20 7:10 TOR	21 7:10 TOR	22 7:10 TOR	23 7:10 NYV	24 1:05 NYV
25 4:05 NYV	26 7:10 SD	27 7:10 SD	28 6:10 SD	29 6:40 ARI	30 6:40 ARI	31 5:10 ARI

September

SUNDAY	MONDAY	TUESDAY	WEDNESDAY	THURSDAY	FRIDAY	SATURDAY
1 1:10 ARI	2 5:10 COL	3 7:10 COL	4 7:10 COL	5 COL	6 7:10 SF	7 6:10 SF
8 1:10 SF	9 COL	10 4:05 BAL	11 4:05 BAL	12 4:05 BAL	13 4:10 NYM	14 4:10 NYM
15 10:10a NYM	16 COL	17 7:10 TB	18 5:10 TB	19 COL	20 7:10 COL	21 6:10 COL
22 1:10 COL	23 COL	24 7:10 SD	25 7:10 SD	26 12:40 SD	27 7:15 SF	28 1:05 SF
29 12:05 SF	30 COL					

Home Away

TBD = To be determined. Dates, times and opponents are subject to change. All times are Pacific time.



ORIGINAL BEER
ENJOY RESPONSIBLY © 2018 Anheuser-Busch, Budweiser® Lager Beer, St. Louis, MO
Major League Baseball trademarks and copyrights are used with permission of Major League Baseball Properties, Inc. Visit MLB.com



**LEGENDARY LAGER FOR
LEGENDARY MOMENTS.**

