



MEDIA GUIDE
2019



ICE COLD VICTORY



PROUD PARTNER
OF THE



Proud Partner of Major League Baseball

© 2019 The Coca-Cola Company. Major League Baseball trademarks and copyrights are used with permission of Major League Baseball Properties, Inc. Visit MLB.com

TABLE OF CONTENTS

2019 METS MEDIA GUIDE

Table of Contents.....	1
50th Anniversary of the 1969 Mets.....	2-5
Community Outreach.....	6-11
Club Directory.....	12-18

OFFICE OF THE CHAIRMAN

Office of the Chairman.....	20
Partners & Board of Directors.....	21
Office of the Chairman Staff.....	22

FRONT OFFICE & MEDICAL

Business Executives.....	24-29
Baseball Executives.....	30-35
Medical Staff/Training Staff.....	36-41
Mets Ambassadors.....	42-43
Mets Staff.....	44-52
Sterling Equities.....	52
Metropolitan Hospitality.....	53-54
Syracuse Mets.....	55
Florida Operations/Kingsport Mets.....	56
Brooklyn Cyclones.....	57
Queens Ballpark Company, L.L.C.....	58

MANAGER & COACHES

Mickey Callaway.....	60-61
Coaches.....	62-75
Bullpen Catchers.....	76

2019 NEW YORK METS

Player Biographies.....	78-233
-------------------------	--------

SCOUTING & MINOR LEAGUES

Scouting Staff.....	238-243
Minor Leagues & Player Development Staff.....	244-250
Minor League Organizational Leaders.....	251
Minor League Affiliate Directory.....	252
Syracuse (AAA) Mets.....	253-254
Binghamton (AA) Rumble Ponies.....	255-256
St. Lucie (A) Mets.....	257-258
Columbia (A) Fireflies.....	259-260
Brooklyn (A) Cyclones.....	261-262
Kingsport (R) Mets.....	263-264
Gulf Coast (R) League.....	265
Dominican Summer League Mets #1.....	266-267
Dominican Summer League Mets #2.....	268
Doubleday/Sterling Award Winners.....	268-271
Minor League Player Biographies.....	243-324

2018 YEAR IN REVIEW

Day-by-Days/Home Attendance.....	326-328
Chronology.....	329-332
Final Stats.....	333
Miscellaneous Charts.....	334
Highs & Lows.....	335
Major League Standings.....	336

HISTORY

Mets Hall of Fame.....	338-343
Mets Retired Numbers.....	344
The 1964 & 2013 All-Star Games.....	345-346
Mets All-Star Selections.....	347
Mets National Award Winners.....	348-349
Mets National League Award Winners.....	350-351
Mets All-Time Roster & Numerical Roster.....	352-366
Mets Uniform History.....	367-371
Mets Firsts: Polo Grounds, Shea & Citi Field.....	372-379
All-Time Batting/Pitching Leaders.....	380-381
Single-Season Batting/Pitching Leaders.....	382-383
Rookie Batting/Pitching Leaders.....	384-385
All-Time Leaders.....	386-387
Mets National League Leaders.....	387
All-Time Team Statistics.....	388-389
Year-by-Year Records.....	390
All-Time Win/Loss Breakdown.....	391-392
Historical Records.....	393-400
Last Trade With.....	401
No-Hitters & One Hitters in Mets History.....	402
Opening Day Results/Line-Ups.....	403-405
Attendance Records.....	406-408
Important Dates in Mets History.....	409-415
Mets vs. NL/AL Opponents.....	416-441
When Was The Last Time.....	442-444
Year-by-Year Pinch-Hit Home Runs.....	445
Year-by-Year Grand Slams.....	446

POSTSEASON

Game by Game Results.....	450-484
Postseason Records.....	485-495

MEDIA

Mets Radio/TV.....	498-505
Mets on the Air.....	506-507
Spring Training Information.....	508-510
Citi Field Diagram.....	511
Filler Index.....	514
2019 Promotions.....	515
2019 New York Mets Schedule.....	516



Citi Field • Flushing, NY 11368 • 718-507-METS

COMMUNICATIONS DEPARTMENT

718-565-4330 • mets.com • losmets.com • @Mets

Harold Kaufman..... Vice President, Communications
Ethan Wilson..... Director, Communications
Zach Weber..... Manager, Communications
Kristin Wojcik..... Coordinator, Communications
Alan Suriel..... Assistant, Communications/Translator
Zack Becker..... Assistant, Communications

The New York Mets 2019 Media Guide was prepared by the Mets Communications Department: Harold Kaufman, Ethan Wilson, Zach Weber, Kristin Wojcik, Alan Suriel and Zack Becker; and associates: Jasmine Gabriele, Charlie Mulé, Dylan Rubino and Jamie Shrewsbury.

Design & Layout by Jon Giebler. Cover by Jon Giebler. Photography by Marc S. Levine, Kayla Rice, AP Photos, Getty Images, Sports Illustrated, The Baseball Hall of Fame & MLB Photos. The book was printed by Ben Franklin Press.

Statistics used in the guide were generated by the Elias Sports Bureau, MLB Advanced Media, MLB Information Systems and Baseball-Reference.com.

Copyright 2019 Sterling Mets L.P. All rights reserved.
All information as of January 30, 2019.

THE MAN WHO LED THE MIRACLE METS

BY JAY HORWITZ



To a man, the players are certain the Miracle of 1969 would not have happened if not for the direction and guidance of their late manager, Gil Hodges.

How was the former Brooklyn Dodger star able to transform a team that had lost over 100 games five times in the previous eight years into a champion that won 100 regular season games? Only then to turn back the heavily favored Baltimore Orioles to capture the World Series?

His former players had no problems listing all of his attributes that contributed to their success: his leadership, demeanor, acumen and his over-riding sense of fairness that ensured that all 25 players were treated the same. There were no prima donnas on the 1969 team.

Gil's son, Gil Hodges Jr., feels his father's two and-a-half year stint with the Marines in the South Pacific during World War II, had a deep impact on how he treated people. "Dad always used to tell me that when bullets are flying by your head, everybody is the same. In war, it was all for one and one for all. That's how he managed the Mets," Gil Jr. added.

It was Hodges, the psychologist, who perhaps changed the course of the Mets season with a decision he made on July 30 at Shea Stadium. The Mets were on the verge of getting swept by the Houston Astros in a doubleheader and the team was in a stretch of losing seven of 10 games.

In the middle of the second game, Hodges walked slowly out to left field and removed Cleon Jones from the game. Gil felt that Cleon didn't run fast enough to get a ball that got by him. At the time, Cleon was hitting around .340 and battling for a batting title.

"When he got to me," Jones said, "he asked me what was going on. I said, 'Gil, you know I have a bad ankle and the field is wet.' He told me he forgot. He said he was taking me out the game anyway."

Hodges wanted to send a message to the Mets that poor play would not be tolerated, no matter how elite the player was. "I knew what Gil was doing," Jones said. "People thought I was angry at him, But we were good. He was just using my situation to prove a point that no one was exempt from being held accountable for poor play."

The Mets responded by going 45-18 and winning the pennant by eight games. According to his players, Hodges' in-game strategy and decision making were almost impeccable.

"I played for 10 years and he was by far the best manager I ever played for," third baseman Wayne Garrett said. "Most managers managed in the present. Gil managed in the future. There was never a situation for which he wasn't prepared."

First baseman-outfielder Art Shamsky can attest to that. "Gil had just a great feel for the game," Shamsky said.

"In Game 3 of the World Series, he brought in Nolan Ryan in relief and Nolan wound up getting a save. People questioned his choice because Nolan's control wasn't always great. But Gil went with his gut and 99 times out of 100, he was right. He was not afraid to go against the norm."

Shamsky went on, "When he came over here in 1968 he told us that we no longer were going to be the laughable Mets and he was proven right."

So many of the Mets stressed how Hodges treated them all equally and there were no favorites.



THE 1969 "MIRACLE METS" WILL CELEBRATE THEIR 50TH ANNIVERSARY IN 2019.



HODGES SPEAKS WITH PRESIDENT NIXON AFTER WINNING THE 1969 WORLD SERIES.

“Gil was the difference,” infielder Bobby Pfeil said. “When I went into the world of business, I utilized many of the principles that Gil taught me. He always treated the number one guy the same as the number 25 guy on the team,” he explained.

“Gil never played favorites. He made it habit to talk to the guys who were not playing. He figured the guys in the lineup were going okay. He made sure that even if you weren’t a regular you got at least 10 at-bats in a week. I was on teams where I didn’t get one at-bat in 10 games. We had no egos. We all cheered for each other.”

Sometimes, Hodges would platoon up to four or five positions. Al Weis used to platoon with Ken Boswell at second base. Because the Orioles had two left-handed starters, Mike Cuellar and Scott McGregor, Weis, a switch-hitter, would go on to play a key part in the series triumph. He hit .455 in the five-game series victory.

“Gil knew how to get the best out of all 25 guys,” recalled Al, who knocked in the Mets’ only run in Game 1, the winning run in Game 2 and had a game-tying home run in Game 5. “He had no hesitancy in using me. I got plenty of time when Buddy Harrelson was away doing his military service. When we got to the World Series, I was ready. I couldn’t have done it without the faith Gil had in me.”

Rod Gaspar, who played behind Jones, Tommie Agee and Ron Swoboda in the outfield, was effusive in his praise of Hodges.

“I was technically the fourth outfielder,” Gaspar said. “He always found a way to make me feel important. I appeared in almost 120 games, which was remarkable for a bench player. He just took care of everybody.”

Hodges wasn’t a big meeting guy. He talked to players one-on-one. No one was ever embarrassed. But there were rules that couldn’t be broken.

“If Gil had something to say to you, he would bring you into his office and talk to you privately,” pitcher Jerry Koosman said. “You couldn’t miss a bus or be late for plane. It didn’t matter who you were.”


In general, Hodges’ players all agreed he wasn’t much of a talker. When he had something to say everyone listened and listened very closely.

“Gil had a sense of calmness about him,” recalled pitcher Jack DiLauro.


First baseman Ed Kranepool added, “there was never any panic in his voice. We were all on equal footing with him. I never recall him embarrassing any of us. He always found a way to get his point across in a quiet and respectful way.”

The Mets stayed hot in the postseason, turning on the offense to score 27 runs in a three-game sweep of the Braves in the League Championship Series.

Then came the Orioles, led by manager Earl Weaver, who featured four 20-game winners, Brooks Robinson, Frank Robinson, Boog Powell and Davey Johnson, who hit 40 home runs in 1969.



TUG MCGRAW, GARY GENTRY AND TOMMIE AGEE CELEBRATE AFTER WINNING THE FALL CLASSIC.



HODGES MANAGED THE METS FROM 1968-1971, AMASSING A 339-309 RECORD.

Hardly anyone thought the Mets would win, except Hodges.

"I remember I was in his office before Game 1," said Gil Jr. "I looked at our lineup and then I looked at their lineup. I said 'Dad how are we going to win?' He shut the door and said quietly, 'Gil, all those guys in the room believe in themselves and we can get the job done!'"

The Mets lost Game 1 of the Series, 4-1, to Cuellar and the O's. Hodges' club won the next four in a row and allowed just five runs to the powerful Orioles.

A key decision by Hodges in Game 4 helped pave the way for a 2-1, 10-inning victory. With runners on first and second and no outs, J.C. Martin was sent up to pinch-hit for Seaver.

"Dick Hall [a right-hander] was in there, but the Orioles changed to Pete Richert [a left-hander]," Martin explained. "When they made the change Gil called me back to the on-deck circle and said 'lay down a bunt now to get the runners over.' Richert picked up the dribbler and threw it into right field and Gaspar came home with the winning run. It was almost like Gil had ESP."

Mets pitching was the key to their success in 1969 and if weren't for the initiative of Hodges and General Manager Johnny Murphy there might not have been a pennant or a World Series.

"In the spring, the Braves were looking to trade me for Joe Torre and some young pitching," Swoboda recalled. "Gil and Johnny Murphy held firm and would not trade anyone. The Braves wound up trading Torre to the Cardinals for Orlando Cepeda."

Unanimously the Mets players proclaimed the 1969 Miracle would not have happened without Gil Hodges. Pitcher Jim McAndrew and catcher Duffy Dyer best summed up the feelings of the group:

"Gil was just a great manager of people," McAndrew said. "He could be stern but he had patience. Gil had a great sense of humor which often went unnoticed. "If you were in a room with him alone, he made you feel like you were the most important person in the world," Jim added. "Gil made all of us better players and better people."

"Gil combined leadership with discipline," Dyer recalled. "There was no pretense about him. He ran a tight ship but he found a way to reach to each of us."

Coach Joe Pignatano, who was with Gil when he died of a sudden heat attack on April 2, 1972, had this to say: "Gil Hodges was a smart person and a smart baseball man. He always had his players' back. I don't ever remember him making any of the players or staff look bad in public. His office was always open and if he wanted you he would whistle as you walked by. It was a privilege to work beside him."

METS IN THE COMMUNITY

MILITARY & FIRST RESPONDERS

Tru32

If Steven Matz wasn't a professional baseball player, he would have pursued his dream to become a firefighter. Steven values first responders. He considers them our true heroes and he wanted to honor their dedication to help others through the Tru32 platform presented by SecureWatch 24.

At five events at Citi Field during the season, Steven honored 32 heroes of the Port Authority Police Department, New York Police Department, Fire Department of New York, and the New York Air National Guard's 106 Rescue Wing. The groups watched batting practice and then had the opportunity to meet Steven.



Military Transition Summit

More than 100 members of the military, veterans and their spouses attended the Mets Foundation's Military Transition Summit at Citi Field. The all-day event featured a variety of resources to help them transition into civilian life including: workshops on digital networking, resume building, interview preparation and entrepreneurship.

Medal of Honor recipient Kyle White and Lewis Runnion set the tone explaining how they started successful businesses following careers in the military.

Citi, First Data, Delta Air Lines, Columbia University and Fordham University were among the more

than 35 corporations and colleges participating in the career and education networking event where service members could connect in person about potential opportunities.

The day ended with the attendees receiving a VIP tour of field and Mets Clubhouse and a special Mets Challenge Coin as a thank you for their service.

Walter Reed

The Mets made their annual trip to Walter Reed National Military Medical Center in Bethesda, Maryland, to say thank you to the men and women of the military and their families.

Mets Chairman Fred Wilpon, Manager Mickey Callaway and the entire team along with Mr. Met hosted a lunch at the USO Center at Walter Reed. The day featured fun and games along with a DJ and face painting for the children. The players posed for photos and signed autographs for the soldiers and listened to their experiences of life in the military.



HOLIDAY SHOPPING SPREE



The Mets Holiday Shopping Spree presented by Delta Air Lines helped 10 children from Brooklyn experience a holiday season like never before. Mets players Zack Wheeler and Jeff McNeil and Delta volunteers surprised the children with a \$400 Target gift card to spend on themselves and then helped the children go shopping throughout the store.

After the shopping was over, children enjoyed a pizza party and made holiday decorations with the players and Delta volunteers. The players surprised the children again with a second \$400 Target gift card to give to their guardians to help with the holidays or basic needs of the household. The children were chosen from El Puente leadership center which offers a vibrant, safe and nurturing community for young people in need.



YA GOTTA READ!

The Mets Foundation and Delta Air Lines teamed up to bring the Ya Gotta Read! program to more than 5,500 students at nine Queens elementary schools. The Mets challenged students to read one book a week for six weeks and the students were rewarded with Mets-themed prizes. In total, the students read more than 37,000 books.

The third grade class at P.S. 13 read a total of 1,508 books and won the top prize - a visit by Brandon Nimmo. The outfielder congratulated the students on their achievement, read the class a book, answered questions and handed out Mr. Met Kids Club prize packs.

The top readers from the nine participating schools were recognized for their achievements on the field at Citi Field before a Mets home game. Miley Quizphi of P.S. 13 read a total of 331 books which was the most of any student in the program.



HEALTH AND WELLNESS

Mets on the Move

One of the keys to a healthy life is exercise, yet almost 20 percent of children ages 6 to 12 are not physically active. Mets on the Move aims to change that by providing a fun way to stay active and healthy.

The Mets partnered with five after-school programs across the city on a health and wellness initiative consisting of an interactive five-week workout curriculum inspired by the Mets. The young girls and boys participate in a series of games and challenges on “Mets Mondays” and were rewarded with Mets-themed prizes.



Mr. Met participated in kick-off rallies at each location with Mets staff stopping by to help lead one of the weekly installments.

More than 500 children participated in the program from Variety Boys & Girls Club in Queens, Child Life Center’s afterschool programs at P.S. 197 and P.S./I.S. 217 in Queens, USAG Boys & Girls Club CYS Services in Brooklyn and Boys & Girls Club of Harlem.



Eat Smart with the Mets

Eat Smart with the Mets kicked off at East Elmhurst Community School and P.S./M.S. 114 in Belle Harbor to encourage healthy eating for young students and provide nutritional knowledge throughout local communities.

Through the Mets Foundation and the American Heart Association, each child participating in the program received a “Color Your Heart” healthy placemat and cookbook as well as nutritional workshops throughout

METSGIVING



The MetsGiving initiative encompasses a series of programs in November and December that focus on helping the community during the holiday season. The events feature players, front-office staff and fans all working together to give back and help those who are underserved in our community.



Turkey Giveaway

The Mets hosted their fifth annual Turkey Giveaway in partnership with uber in advance of Thanksgiving, distributing 800 turkeys throughout the five boroughs and Long Island to help families in need. Mets COO Jeff Wilpon, General Manager Brodie Van Wageningen and Manager Mickey Callaway and Mets employees went door to door in Corona and Richmond Hill delivering turkeys and all the fixings for a Thanksgiving dinner for 25 families. Meanwhile, Seth Lugo and his wife, Amanda, gave out turkeys at Agape Food Rescue in Brooklyn. Mets employees also volunteered to hand out turkeys at various locations throughout the city.

The Mets worked with the following groups to distribute turkeys: River Fund NY in Queens, New York Common Pantry in East Harlem, Hope Line in the Bronx, Project Hospitality in Staten Island, and Five Towns Community Center, the Mary Brennan Inn and the Hispanic Brotherhood on Long Island.

Kids Holiday Party

The Mets hosted 125 children from Queens elementary schools for the annual Kids Holiday party at Citi Field. The festivities included lunch, games and holiday performances from each school. For the second year in a row, Brandon Nimmo donned the Santa suit and Corey Oswalt, Robinson Cano and Edwin Diaz served as elves and handed out presents to the children. The children were students from P.S. 171, P.S. 112, P.S. 76, P.S. 151, and P.S. 40.



Coat Drive

The Mets provide annual support to the New York Cares Coat Drive with their own "Warm-Up" Holiday Coat Drive at Citi Field presented by United Healthcare. More than 1,200 coats were collected to help those in need. Fans who donated received a pair of tickets to a Mets game.



Food Drive

The Mets and Hain Celestial teamed up for the annual Food Drive benefiting the Mary Brennan Inn, a hunger-relief organization based in Hempstead, Long Island.

Fans who donated at least 10 non-perishable items received a voucher good for two tickets to a Mets home game in 2019. The drive generated more than 2,300 pounds of food.



CLUB DIRECTORY

OFFICE OF THE CHAIRMAN

Fred Wilpon.....	Chairman of the Board & Chief Executive Officer
Saul B. Katz.....	President
Jeff Wilpon.....	Chief Operating Officer
Karen Malin.....	Executive Assistant to the Chairman & CEO
Kathleen Ryan.....	Executive Assistant to the President
Katherine Fullam.....	Senior Executive Assistant to the Chief Operating Officer
Emily Hoover.....	Administrative Assistant to the Chief Operating Officer
Audrey Dwyer.....	Administrative Assistant to the President

PARTNERS & BOARD OF DIRECTORS

Fred Wilpon.....	Partner/Director
Saul B. Katz.....	Partner/Director
Jeff Wilpon.....	Partner/Director
Richard Wilpon.....	Partner/Director
Michael Katz.....	Partner/Director
David Katz.....	Partner/Director
Tom Osterman.....	Partner/Director
Steve Greenberg.....	Director
Stuart Sucherman.....	Director

OFFICERS

Fred Wilpon.....	Chairman of the Board & Chief Executive Officer
Saul B. Katz.....	President
Jeff Wilpon.....	Chief Operating Officer
David Cohen.....	Executive Vice President & Chief Legal Officer
Lou DePaoli.....	Executive Vice President & Chief Revenue Officer
Mark Peskin.....	Chief Financial Officer
Brodie Van Wagenen.....	Executive Vice President & General Manager
Mike Landeen.....	Senior Vice President, Venue Services & Operations
Holly Lindvall.....	Senior Vice President, Human Resources & Diversity
John Ricco.....	Senior Vice President, Senior Strategy Officer
Chris Zaber.....	Senior Vice President, Corporate Partnerships & Ticket Sales
Chris Brown.....	Vice President, Guest Experience & Venue Services
Heather Collamore.....	Vice President, Metropolitan Hospitality
Tom Festa.....	Vice President, Technology & Corporate Procurement
Jay Horwitz.....	Vice President, Alumni Public Relations & Team Historian
Neal Kaplan.....	Vice President & General Counsel
Harold Kaufman.....	Vice President, Communications
Len Labita.....	Vice President, Controller
Sue Lucchi.....	Vice President, Ballpark Operations
Haeda Mihaltzes.....	Vice President, External Affairs & Community Engagement
Tommy Tanous.....	Vice President, International & Amateur Scouting
Peter Woll.....	Vice President, Financial Planning & Analysis

BASEBALL OPERATIONS

Brodie Van Wagenen	Executive Vice President & General Manager
Allard Baird	Vice President, Assistant General Manager, Scouting & Player Development
Omar Minaya	Special Assistant to the General Manager
Adam Guttridge	Assistant General Manager, Systematic Development
Tommy Tanous	Vice President, International & Amateur Scouting
Jared Banner	Executive Director, Player Development
Ian Levin	Senior Director, Baseball Operations
Ruben Amaro Jr.	Special Assistant to the General Manager
Terry Collins	Special Assistant to the General Manager
David Wright	Special Advisor to Mets COO & General Manager
Jim D'Aloia	Senior Director, Professional Scouting
Marc Tramuta	Director, Amateur Scouting
Juan Henderson	Director, Latin American Operations
Ronny Reyes	Director, Minor League Operations
T.J. Barra	Director, Baseball Research & Development
Brian Small	Director, Team Travel
Bryn Alderson	Assistant Director, Pro Scouting
Joe Lefkowitz	Manager, Baseball Systems & Development
June Napoli	Manager, Baseball Administration
Joe Scarola	Manager, Video Operations
Sean Haggans	Senior Coordinator, Video Operations
Bryan Hayes	Senior Coordinator, Amateur Scouting
Jeff Lebow	Coordinator, Baseball Operations
Michael Wickham	Coordinator, Advance Scouting & Video Replay
David Lang	Analyst, Pitching Research & Development
Andrew Christie	Assistant, Amateur & International Scouting
Janine Laboy-Gonzalez	Administrative Assistant, Baseball Operations

MEDICAL DEPARTMENT

Dr. David Altchek	Medical Director
Dr. Struan Coleman	Team Physician
Dr. Andrew Pearle	Associate Team Physician
Dr. Kathryn McElheny	Non-Operative Medical Director
Dr. Anil Ranawat	Orthopedist
Dr. Joshua Dines	Orthopedist
Dr. Michelle Carlson	Hand Specialist
Dr. James Kinderknecht	Primary Care Specialist
Dr. Jonathan Deland	Foot & Ankle Specialist
Dr. Lawrence Inra	Cardiologist
Dr. Lawrence Levin	Cardiologist
Dr. Richard Cohen	Internal Medicine Specialist
Dr. Howard Rosenberg	Infectious Disease Specialist
Dr. Bernard Rawlins	Spine Specialist
Terrance Sgroi	Physical Therapy Specialist
Mike Barwis	Senior Advisor, Strength & Conditioning
Dr. Howard Livers	Dentist
Dr. Michael Jacobs	Dermatologist
Dr. Rock Positano	Podiatrist
Dr. Wayne Winnick	Chiropractor
Dr. Sangwoo Lee	Ophthalmologist
Jim Cavallini	Director of Performance & Sports Science
Brian Chicklo	Head Trainer
Joseph Golia	Assistant Trainer
Dustin Clarke	Performance Coach
Rob Campbell	Performance Coach
Sean Bardenett	Physical Therapist
Justin "JT" Podell	Physical Therapist
Jack Jung	Massage Therapist
Maureen Stoecklein	Performance Nutritionist
Theresa Corderi	Coordinator, Clubhouse Catering

CLUBHOUSE STAFF

Kevin Kierst	Equipment Manager
Dave Berni	Assistant Clubhouse Manager
Tony Carullo	Visiting Clubhouse Manager

BUSINESS OPERATIONS

Lou DePaoli..... Executive Vice President & Chief Revenue Officer
 Brooklyn Covell..... Executive Assistant, Business Operations

BUSINESS INTELLIGENCE & ANALYTICS

John Morris..... Executive Director, Business Intelligence & Analytics
 James Benesh..... Director, Consumer Strategy & Insight
 Douglas Joe..... Database Architect
 Claire Kueny..... Workday Project Manager
 Jon Cokorinos..... Analyst, Business Analytics & Intelligence
 Jay Habib..... Analyst, Business Analytics & Intelligence
 Raymond Borriello..... Application Developer

MARKETING & ENTERTAINMENT

Mark Fine..... Executive Director, Marketing
 Joe DeVito..... Executive Producer, Entertainment Marketing & Productions
 Will Carafello..... Senior Director, Social Media
 Vito Vitiello..... Senior Director, Entertainment Marketing & Productions
 Bobby Clemens..... Director, Scoreboard & Entertainment
 Brendan McKeon..... Director, Production Technology
 Harris Schoenfeld..... Director, Marketing
 Marc Levine..... Team Photographer
 Cait Buser..... Manager, Creative Content
 Jon Giebler..... Manager, Creative Services
 Josh Rosenman..... Manager, Graphics
 Tim Walsh..... Manager, Social Media
 Maurice Abbate..... Senior Video Editor
 Greg Alvarez..... Senior Graphics & Animation Designer
 Kayla Rice..... Coordinator, Photography & Creative Services
 Jelani Wheeler..... Coordinator, Marketing
 Nick Kelly..... Graphic Designer
 John Smagala..... Assistant, Entertainment & Productions
 Anthony Vario..... Video Editor
 Marysol Castro..... Public Address Announcer
 Colin Cosell..... Public Address Announcer

COMMUNICATIONS

Harold Kaufman..... Vice President, Communications
 Ethan Wilson..... Director, Communications
 Zach Weber..... Manager, Communications
 Kristin Wojcik..... Coordinator, Communications
 Alan Suriel..... Assistant, Communications/Translator
 Zack Becker..... Assistant, Communications

BROADCASTING & EVENTS

Lorraine Hamilton..... Executive Director, Broadcasting & Events
 Doug Dickey..... Manager, Fantasy Camp & Events
 Laura Verillo..... Manager, Entertainment, Broadcasting & Events
 Juan Alicea..... Spanish Broadcast Coordinator

ALUMNI RELATIONS & TEAM HISTORY

Jay Horwitz..... Vice President, Alumni Public Relations & Team Historian
 Devon Sherwood..... Coordinator, Alumni Public Relations & Team Historian

CORPORATE STRATEGY

John Ricco..... Senior Vice President, Senior Strategy Officer

CORPORATE PARTNERSHIP SALES & ACTIVATION

Chris Zaber..... Senior Vice President, Corporate Partnerships & Sales
 Brian Fling..... Senior Director, Corporate Partnership Activation & Strategy
 David Hayob Senior Director, Corporate Partnership Sales
 Autumn Barton Director, Corporate Partnership Activation
 Jill Grabill Director, Corporate Partnership Activation
 Bill Kain Director, Corporate Partnership Sales
 Katie Mahon Director, Corporate Partnership Sales
 Timothy Whang..... Director, Corporate Partnership Activation
 Alexandra Conte..... Senior Manager, Corporate Partnership Strategy & Activation
 Brian Glynn..... Senior Manager, Corporate Partnership Sales
 Ally Futterman Manager, Corporate Partnership Activation
 Brittany Pinto Manager, Corporate Partnership Activation
 Allie Weiller Manager, Corporate Partnership Activation & Hospitality
 Ethan Mitnik Coordinator, Corporate Partnership Activation
 Brian Schutzman..... Coordinator, Corporate Partnerships
 Peter Sachs Senior Account Executive, Corporate Partnership Sales
 Kellogg Adams Account Executive, Corporate Partnership Sales
 Corporate Partnerships Associates - Ben Collincini, Matthew Friedman, Stephanie Mayer, Avery Wagman

TICKET SALES & SERVICES

Chris Zaber..... Senior Vice President, Corporate Partnerships & Ticket Sales
 Laura Maier..... Administrative Assistant, Ticket Sales & Services
 Kenny Koperda..... Executive Director, Ticket Sales & Services
 Jarett Parver..... Executive Director, Ticket Operations
 Jamie Ozure..... Senior Director, Season Ticket Account Services
 Alan Aldwell Director, Premium Services
 Christina Andrews..... Director, Suite Sales & Services
 Michael Berman..... Director, Ticket Operations
 Rich Gandolfo..... Director, Premium Sales
 Kyle Ingram..... Director, Inside Sales
 Zach Johnston..... Director, New Business Development
 Eric Petersen..... Director, Ticket Services
 Jake Winowich Director, Group Sales
 Max Inouye Senior Manager, Group Sales
 Stephen Karl..... Senior Manager, Season Ticket Account Services
 Kerry Davis Manager, Suite Services
 Chris Annarumma..... Manager, Premium Sales
 Mark Hogan..... Manager, Premium Sales
 Juan Londono..... Manager, Premium Sales
 Chris Sortino Manager, Premium Sales
 Matt Cohen..... Manager, Premium Services
 Chris Courchesne..... Manager, Premium Services
 Joseph Perez Manager, Premium Services
 Barry Gorman Manager, Group Services
 Mark Phillips..... Manager, Group Sales Support
 Ruell Dubin Manager, Ticket Operations
 Michelle Rachek..... Manager, Ticket Services
 Taylor Kelly Ticket Sales Logistics & Hospitality Manager
 Michael Parton Ticket Portfolio Manager
 John Fitzgerald..... Senior Coordinator, Ticket Operations
 Austin Blumstein..... Coordinator, Ticket Services
 Katie Guarino..... Coordinator, Ticket Operations
 Rich Leocadio Coordinator, Priority Ticketing & Services
 Wayne Wang..... Analyst, Asian Development & Sales
 Young Choi..... Analyst, Korean Market Development & Sales

Group Sales Account Executives –Carlos Ames, Howard Cole, Tyler DeFranco, Luis Santiago, Anna Valls
Group Services Account Executives–Nicole Annese (Senior Account Executive), Bridget Davidge, Andrew Hicks, Max Johnson, Aaron Ryley

New Business Development Account Executives–Sam Barlow, Justin Chasse, Lou Gadaleta, Jesse Hahn, Garrett Jones, Austin Lockett, Matthew Noone, Patrick O’Connor, Abby Rice, Nick Suriani, Jacob Titlebaum

Season Ticket Account Services Account Executives–Antonio Crincoli, Kaitlyn Wawryk (Senior Account Executives), Joe Casarella, Luke Floer, Garrett Kelly, Sarah Kitchen, Bradley Klug, Dominique Neil, Stephen Orlowski, Tom Waterman

Inside Sales Representatives – Joseph Ball, Destiny Castro, Rob Chiusano, Alan Gaines, Mark Lyman, Jame McCarthy, Ryan Morik, Stephanie Nwaiwu, Evan Phillips, Jesse Portello, Emmanuel Santiago, Austin Seamster, Charles Schwartz, Nicholas Sidoti, Kadayjah Smith, Gordon Smythe, Destiny Wagner, Scott Wolfe

LEGAL

David Cohen Executive Vice President & Chief Legal Officer
 Neal Kaplan Vice President & General Counsel
 James Denniston Senior Counsel
 Jessica Villanella Senior Counsel
 Brielle Speranzini Coordinator, Legal Affairs
 Christian Dilger Executive Assistant, Legal

HUMAN RESOURCES & ADMINISTRATION

Holly Lindvall Senior Vice President, Human Resources & Diversity
 Eva Ramsaran Senior Director, Human Resources
 Aubrey Wechsler Manager, Employee Relations
 Claire Bennett Benefits & Communications Specialist
 Olivia Goodwin Recruiting Coordinator
 Tom Jordon Assistant, Human Resources
 Sharon Bieber-Ryan Manager, Office Services
 Edgar Suero Coordinator, Office Services
 Wendy Porter Receptionist
 Tod Tillotson Special Services Clerk

EXTERNAL AFFAIRS & COMMUNITY ENGAGEMENT

Haeda Mihaltses Vice President, External Affairs & Community Engagement
 Danielle Parillo Executive Director, External Affairs & Community Engagement
 Donovan Mitchell Director, Player Relations & Community Engagement
 Julianna Sabra Manager, External Affairs & Community Engagement
 Tony Croslin Coordinator, External Affairs & Community Engagement
 Sydni Epps Assistant, External Affairs & Community Engagement

CORPORATE PROCUREMENT & PROJECT MANAGEMENT

Anthony DeVita Senior Director, Corporate Procurement & Project Management
 Matthew Francolino Project Coordinator, Corporate Procurement & Project Management
 Maverick Palabasan Purchasing Agent, Corporate Procurement & Project Management
 Jan Padron Receiving Coordinator, Corporate Procurement & Project Management
 Bennett Sciacca Coordinator, Corporate Procurement & Project Management

INFORMATION SYSTEMS

Tom Festa Vice President, Technology & Corporate Procurement
 Eric Ramos Executive Director, Information Technology
 Tim Gunkel Executive Director, Ballpark Technology
 Robert Silver Senior Network Engineer
 Luciana Contreras Workday Engagement Manager
 Steve D'Costa Help Desk Manager
 Rey Ramirez Systems Administrator
 Rafael Alarcon Administrative Assistant, Information Technology & Procurement
 Donald Lora Help Desk Technician
 Enrike Klevan Audio-Visual Systems Specialist
 Ryan Campbell Technical Support Analyst

FINANCE

Mark Peskin Chief Financial Officer
 Len Labita Vice President, Controller
 Peter Woll Vice President, Financial Planning & Analysis
 John Ventimiglia Senior Director, Assistant Controller
 Ralph Ardolina Director, Payroll
 Richard McKenna Director, Accounting
 Kelly Stock Director, Accounting
 Shannon Conerty Senior Accountant
 Lauren LoGiudice Senior Accountant
 Lindsay Silvestri Junior Accountant
 Keith McCloat Senior Analyst, Accounting
 Elizabeth Mahon Manager, Accounts Payable/Receivable
 Mary Phelan-Cox Payroll Supervisor
 Shane Nolan Payroll Clerk
 Dominique Ramirez Administrative Assistant & Accounting Clerk

VENUE SERVICES & GUEST EXPERIENCE

Mike Landeen.....	Senior Vice President, Venue Services & Operations
Chris Brown.....	Vice President, Guest Experience & Venue Services
Taryn Donovan.....	Senior Director, Venue Services
Andy Horner.....	Director, Guest Experience
Thomas Wigfall, Jr.....	Director, Transportation Services
Brian Fanelli.....	Manager, Venue Services
Tara Napoli.....	Manager, Venue Services & Promotions
Ezinne Nwaogu.....	Manager, Guest Experience
C.J. Quackenbush.....	Coordinator, Guest Experience
Sheila Rehill.....	Coordinator, Venue Services
Nicole Losito.....	Executive Assistant, Venue Services & Operations
Lacey Deloria.....	Assistant, Venue Services
Ryan Cacchioli.....	Assistant, Venue Services

BALLPARK OPERATIONS

Sue Lucchi.....	Vice President, Ballpark Operations
Peter Cassano.....	Executive Director, Building Operations
Michael Dohnert.....	Senior Director, Ballpark Operations
Bill Deacon.....	Senior Director, Field Operations
Sara Bollock.....	Director, Building Command Center
Ann Marie Breyer.....	Director, Landscaping & Horticulture
Ryan Woodley.....	Manager, Field Operations
Mike Newby.....	Manager, Building Operations
Michael Riconda.....	Senior Coordinator, Building Operations
Luis Soto.....	Senior Coordinator, Building Operations
Wonford Duberry.....	Coordinator, Building Operations
Joe Mahon.....	Coordinator, Building Operations
Charlie O'Neill.....	Coordinator, Building Operations
Brendan Varrassi.....	Coordinator, Building Operations
Casey Weiss.....	Coordinator, Ballpark Operations

William Almon, Frank Bacchi, Jimmy Backmann, Joe Badolato, Joe Baggia, Andrew Beggs, John Betts, Eric Blassingame, John Brennan, Mike Brennan, Mario Caceres, Gerald Cadigan, Thomas Cassano, Jake Cohen, Max Coleman, Hector Commacho, Christian Contreras, Rico Cruz, Alex DeJoseph, Eric Diaz, Sean Donohue, Adam Goris, Mike Glanz, Brian Glennon, Davon Gray, Traronius Hathaway, Carl Johnson, Nick Kelly, Kevin Kender, Kurt Klappert, Anthony Lucchi, Eric Mador, Daniel Marino, Tim McAndrews, Marian Mihov, Michael Medina, Scott Nagy, Robert Ojeda, Richard Potter, Chris Rodgers, Richard Shackelford, Brian Sperazza, Jimmy Spillane, Cesar Toro, Danny Tsang, Jeff Uemura, Joe Venezia, John Wachter, Timothy Wakely, Ebony Wilson

SECURITY

John McKay.....	Executive Director, Security
Stephen Dillon.....	Senior Director, Security
Toni Pelosi.....	Director, Security
Conrade Murray.....	Manager, Security
Brianna Dammers.....	Coordinator, Security
Robert Thompson.....	Coordinator, Security

METROPOLITAN HOSPITALITY

Heather Collamore.....	Vice President, Metropolitan Hospitality
Lisa Barbara.....	Director, Event Sales
Amanda Cieri.....	Director, Event Execution & Logistics
Matthew Cowan.....	Manager, Events, Metropolitan Hospitality
Jenny Ice.....	Senior Manager, Events, Metropolitan Hospitality
Cathy Montalto.....	Office Manager, Assistant to V.P., Metropolitan Hospitality
Manny Ortiz.....	Account Executive, Sales, Metropolitan Hospitality
Jamie Logan.....	Account Executive, Sales, Metropolitan Hospitality
Ryan Keller.....	Manager, Event Financial Operations, Metropolitan Hospitality
Caitlyn Maio.....	Coordinator, Events, Metropolitan Hospitality
Danielle DeLuna.....	Coordinator, Event Logistics, Metropolitan Hospitality
Kara Torzullo.....	Assistant, Events, Metropolitan Hospitality
Sam Nord-Stephens.....	Sales Development Representative, Metropolitan Hospitality
Grace Napolitano.....	Sales Development Representative, Metropolitan Hospitality
Tori Tedeschi.....	Assistant, Events Metropolitan Hospitality

QUEENS BALLPARK COMPANY

Andrew Cairns.....	Vice President
Eric Saretsky.....	Vice President

SYRACUSE METS

Jason Smorol	General Manager
Clint Cure	Assistant General Manager
Kathleen McCormick	Director, Sales & Marketing
Julie Cardinali	Manager, Corporate Sales
Katie Berger	Director, Business Operations & Merchandise
Anthony Cianchetta	Director, Multimedia Production
Will Commisso	Director, Ticket Sales
Arnold Malloy	Director, Group Sales
Frank Santoro	Director, Finance
George Brown	Controller
Jeremy Delewski	Director, Operations
John Stewart	Head Groundskeeper
Bill Ryan	Manager, Luxury Suites & Hospitality
Eric Gallanty	Director, Broadcasting & Media Relations
Michael Tricarico	Assistant Director, Broadcasting & Media Relations
Kyle Fussner	Manager, Community Relations & Promotions
Danny Tripodi	Manager, Social Media & Graphics
Phoebe Langdon	Account Executive, Group Sales
Katie Baldwin	Account Executive, Group Sales
Billy Scholten	Account Executive, Ticket Sales

FLORIDA OPERATIONS

Paul Taglieri	Executive Director, Minor League Facilities
Traer Van Allen	General Manager, St. Lucie Mets
Shannon Murray	Staff Accountant
Lauren DeAcetis	Director, Sales and Corporate Partnerships
Kyle Gleockler	Director, Ticketing and Merchandise
Kasey Blair	Director, Group Sales & Community Relations
John Gallagher	Manager, Food & Beverage Operations
Adam MacDonald	Manager, Broadcast & Media Relations
Christina Rivera	Accounting Clerk
Josh Sexton	Coordinator, Group Sales
Marissa Kappus	Coordinator, Social Media & Graphic Design
Mary O'Brien	Executive Assistant
Jerry Lanigan	Maintenance

BROOKLYN CYCLONES

Steve Cohen	Vice President
Kevin Mahoney	General Manager
Gary J. Perone	Assistant General Manager
Billy Harner	Director, Communications
Greg Conway	Director, Ticketing
Christina Moore	Director, Community Relations
Alyssa Morel	Manager, Marketing
Olivia Pasquarelli	Manager, Creative Services
Vladimir Lipsman	Manager, Operations
Sharon Lundy	Administrative Assistant & Community Relations
King Henry	Community Group Manager
Tatiana Isdith	Senior Accountant
Angela Antonello-Karlsberg	Accounts Payable
Tommy Cardona	Partnership Development
Craig Coughlin	Account Executive
Nicole LaMonica	Premium Sales Manager & Group Specialist
Rafael Guerrero	Account Executive
Jeremy Allen	Account Executive
Joe Ferrucci	Account Executive
Anthony Genna	Account Executive
Ricky Viola	Account Executive
Bryan Wynne	Account Executive

STERLING EQUITIES STAFF

Mike Tom	Manager, Information Systems
Peter Ryan	Manager, Technology
Nazarene Pascual	Help Desk Support Specialist

OFFICE OF THE CHAIRMAN




OFFICE OF THE CHAIRMAN

FRED WILPON

CHAIRMAN OF THE BOARD & CHIEF EXECUTIVE OFFICER

- Elected Chairman of the Board in August, 2002.
- President and Chief Executive Officer of the Mets from 1980-2002.
- A Brooklyn, NY native who has been closely identified with baseball since his days as a youngster.
- Instrumental in bringing baseball back to Brooklyn as the Chairman of the Brooklyn Baseball Company, which owns the Brooklyn Cyclones.
- Co-founder and Chairman of the Board of Sterling Equities, Inc., a real estate firm that is involved in the acquisition, development, ownership, operations and management of commercial, residential, industrial and retail properties throughout the United States.
- Graduated from the University of Michigan.
- Graduated from Lafayette High School in Brooklyn, where he played both baseball and basketball.
- Is a Trustee and serves on the boards of many organizations and institutions.



SAUL B. KATZ

PRESIDENT

- Elected President of the New York Mets in August, 2002 after being a shareholder since 1980 after serving on the Board of Directors since 1986.
- Co-founder and President of Sterling Equities, Inc., where as Chief Operating Officer he directs Sterling's day-to-day operations and presides over Sterling's real estate and non-real estate affiliates and subsidiary companies.
- A Certified Public Accountant with a degree in Accounting from Brooklyn College...Attended Stuyvesant High School.
- President and partner of the Brooklyn Baseball Company, which owns the Brooklyn Cyclones.
- Serves on the boards of many non-profit organizations and institutions, including: Brooklyn College Foundation and Jewish Association for the Services of the Aged; in addition to being Honorary Chairman of the Board of Northwell Health.




JEFF WILPON

CHIEF OPERATING OFFICER

- Elected Chief Operating Officer of the New York Mets in August, 2002.
- Oversees the day-to-day Baseball and Business Operations of the club and the Mets Foundation.
- Chief Operating Officer of the Mets Development Company and Queens Ballpark Company, L.L.C., a wholly owned subsidiary of the New York Mets, responsible for the planning, design, development and construction of Citi Field.
- Is a Co-Managing Partner at Sterling Project Development, L.L.C. specializing in both new construction and the renovation of existing residential and commercial properties, as well as SPD Sports, a global development management and advisory practice specializing in sports and entertainment venues as well as adjacent mixed-use properties.
- Executive Vice President at Sterling Equities, where he is responsible for development and major building construction.
- Serves on the board of MLB Business and Media.
- Also sits on the Michigan Medicine Advisory Group, a group of some of the world's most successful leaders in business and industry that provide an essential external view into challenges facing the Health System.
- Managing Partner at New York Excelsior (NYXL), an esports franchise in Blizzard's global Overwatch League owned by the venture capital arm of Mets' owner Sterling Equities called SterlingVC.
- Active on a number of not-for-profit organizations locally and nationally.
- Received a Presidential Appointment in 2007 from President George W. Bush to the Board of the United States Holocaust Memorial Museum.
- A former catcher, he was drafted by the Montreal Expos in 1983.



PARTNERS & BOARD OF DIRECTORS



FRED WILPON
Partner/Director



SAUL B. KATZ
Partner/Director



JEFF WILPON
Partner/Director



RICHARD WILPON
Partner/Director



MICHAEL KATZ
Partner/Director



DAVID KATZ
Partner/Director



TOM OSTERMAN
Partner/Director



STEVE GREENBERG
Director



STUART SUCHERMAN
Director

METS PRESIDENTS

President	Year
George Weiss	1962-1966
Bing Devine	1967
Joan Payson	1968-1975
Lorinda de Roulet	1976-1979
Fred Wilpon	1980-2002
Saul B. Katz	2002-present

OFFICE OF THE CHAIRMAN STAFF



KAREN MALIN
Executive Assistant
to the Chairman & CEO



KATHLEEN RYAN
Executive Assistant
to the President



KATHERINE FULLAM
Senior Executive
Assistant to the Chief
Operating Officer



EMILY HOOVER
Administrative Assistant to
the Chief Operating Officer



AUDREY DWYER
Administrative Assistant
to the President

METS OWNERSHIP HISTORY

OCTOBER 17, 1961

The National League officially awarded a New York franchise to Mrs. Joan Whitney Payson. Her partners included M. Donald Grant and G. Herbert Walker.

OCTOBER 4, 1975

Following the death of Joan Payson at the age of 72, her husband Charles Shipman Payson took over control of the club.

DECEMBER 6, 1975

Lorinda de Roulet was named president of the Mets, succeeding her mother, Joan Payson.

JANUARY 1, 1978

De Roulet was named Chairman of the Board of the Mets. She served until the club was sold in January, 1980.

JANUARY 24, 1980

Ownership of the New York Mets changed hands for the first time in the club's history when Nelson Doubleday announced that Doubleday & Co. Inc. had purchased controlling interest in the team along with Fred Wilpon, Chairman of the Board of Sterling Equities Inc. and City Investing Co. The purchase price was \$21,100,000, a then-record amount for a baseball club.

NOVEMBER 14, 1986

Nelson Doubleday and Fred Wilpon purchased the Club from Doubleday and Company, Inc.

AUGUST 23, 2002

Fred Wilpon and his Sterling Equities partners acquired Nelson Doubleday's 50 percent interest in the team.



FRONT OFFICE

BUSINESS EXECUTIVES

DAVID COHEN

EXECUTIVE VICE PRESIDENT & CHIEF LEGAL OFFICER

- Responsible for all legal affairs of the organization and oversees the human resources, procurement, IT and community engagement functions, as well as corporate governance/partner relations.
- Joined the Mets on May 22, 1995 as Legal Counsel...Was promoted to general counsel on January 20, 1998, to vice president on February 7, 2001, to senior vice president on April 15, 2003, and to executive vice president on September 28, 2005.
- Was associated with the law firm of Alston & Bird in Atlanta, GA from September 1989 to September 1993, specializing in antitrust law, intellectual property law and commercial litigation.
- In 1993, was appointed to the bench as an associate judge for the Juvenile Court of Fulton County, GA.
- Holds a Master's Degree in Law from Columbia University, a J.D. Degree, summa cum laude, from the University of Florida College of Law, and a B.B.A. in Accounting from Florida International University.
- Serves on the Board of Directors of DREAM (formerly Harlem RBI), a youth development and education organization in East Harlem, NY.



LOU DePAOLI

EXECUTIVE VICE PRESIDENT & CHIEF REVENUE OFFICER

- Joined the Mets on July 22, 2013 as executive vice president and chief revenue officer.
- Is responsible for the club's marketing, communications, media relations, entertainment, creative services, ticket sales and services, ticket operations, premium seating, guest services, venue services, Metropolitan Hospitality, corporate sponsorship, and business intelligence & analytics functions.
- Prior to joining the Mets, was the executive vice president and chief marketing officer for the Pittsburgh Pirates from 2008-13.
- Previous roles include; executive vice president & chief marketing officer for the Atlanta Hawks, Atlanta Thrashers and Philips Arena, vice president of team marketing and business development at the NBA League Office, vice president of sales for the Florida Marlins and vice president of sales for the Worcester Ice Cats Hockey Club of the American Hockey League.
- Graduated from the University of Massachusetts with a B.A. in Management of Professional Sports Organizations.
- Born in Mt. Kisco, NY, Lou resides in Westchester County with his wife, and they have two adult children.



MARK PESKIN

CHIEF FINANCIAL OFFICER

- Joined the Mets in December, 2002 as Chief Financial Officer.
- Prior to joining the Mets, Mark was the chief operating officer and chief financial officer of Art Capital Group, Inc., a financial services company specializing in the financing of works of art.
- From 1984-2000, he was the managing director-chief operating/financial officer of Schroder Real Estate Associates, L.P., a privately held pension fund advisor.
- From 1974-1984 served at Price Waterhouse as a senior audit manager and director of personnel for the New York office.
- Holds an M.B.A. in corporate finance from New York University...Graduated cum laude from the State University of New York with a B.S. in Economics.
- Mark and his wife, Alison, reside in Long Island.



MIKE LANDEEN**SENIOR VICE PRESIDENT, VENUE SERVICES & OPERATIONS**

- Promoted to senior vice president, venue services & operations on January 26, 2012...Previously served as vice president, venue services.
- In addition to leading the Mets efforts in Food & Beverage, Merchandise and non-game day Hospitality, Landeen oversees Guest Experience, Ballpark Operations and Security.
- In addition to his day-to-day responsibilities at Citi Field, he works closely with Queens Ballpark Co. (QBC) implementing Citi Field development, designs and concepts including retail spaces at Citi Field.
- Was highlighted by the Sports Business Journal as a 2017 Power Player Facility Manager.
- Was hired by the Mets in 2004 as director of promotions, concessions and fan services.
- Prior to joining the Mets, Landeen worked with Aramark as division manager, food and beverages from 2001-2003 and retail division manager from 1997-2001.
- Began his career in sports as an intern with the Norwich Navigators (AA) of the Eastern League in January 1995 and was promoted to director, merchandise and promotions where he held that position for two years.
- Graduated from Point Park University in Pittsburgh, PA with a B.S. in Accounting...At Point Park, was an All-District baseball player for two seasons.
- Mike currently resides in Trumbull, CT with his wife, Deana, and their son.


**HOLLY LINDVALL****SENIOR VICE PRESIDENT, HUMAN RESOURCES & DIVERSITY**

- Named senior vice president, human resources & diversity in December, 2018.
- Previously served as vice president, human resources of the Mets from 2014-2018.
- Reporting to the executive vice president & chief legal officer, Holly partners with all departments of the organization to continuously improve the performance culture and process; creates a strong workforce where employees are highly engaged; facilitates performance management and organizational development; leads strategic decisions regarding employee compensation and benefit plans; develops recruiting strategies in support of business and diversity goals.
- Prior to joining the Mets team in 2013, Holly worked as the corporate director of human resources for HEI Hotels & Resorts, a private equity firm with over 50 hotel franchises of Marriott, Starwood and Hilton.
- She started her career in progressive Human Resources roles for Interstate Hotels & the Shaner Hotel Group from 1998-2003.
- Graduated from Drake University in Des Moines, IA with a B.S. Degree in Psychology.
- Serves as a mentor and corporate sponsor of Women in Sports and Events (WISE) as well as an industry expert for the Women's Sports Foundation Athlete Leadership Connection.
- Grew up in Delafield, WI and now makes her home in Fairfield County with her husband and son.



JOHN RICCO**SENIOR VICE PRESIDENT, SENIOR STRATEGY OFFICER**

- Named SVP, Senior Strategy Officer on January 28, 2019...Reports to Mets COO assisting with oversight on special business, finance and construction projects...In addition, acts as a resource and senior advisor to the Baseball Operations Department, with responsibilities in the areas of salary arbitration and player relations and oversight of the Baseball Operations budget and major league payroll.
- Was senior vice president, baseball operations from December 20, 2016 until taking on his new position...Promoted to vice president on May 7, 2009...Joined the Mets as the assistant general manager on April 15, 2004 after 12 years working in the Major League Baseball Commissioner's Office in a variety of roles.
- From 1996 until April 2004, was the director, contract & salary administration for Major League Baseball...In that position, managed all non-legal functions of the Labor Relations Department...In addition, worked with club general managers and assistant general managers ensuring compliance with the collective bargaining agreement, assisting them with the interpretation of the agreement and advising them of upcoming deadlines...Also was the primary assistant to the vice president, general counsel labor in both salary arbitration and the Rule 4 support programs.
- His other duties at the Commissioner's Office included conducting player salary analysis, providing clubs with contract proposals upon request, overseeing the administration of the Competitive Balance Tax rules, calculating player salaries, club payments and taxes owed and representing MLB in negotiations with the Players Association over issues that affect the major league rules.
- Served as the supervisor-manager, contract & salary administration for the Commissioner's Office from 1999-2003.
- From 1996-1998, assisted in the administration of the collective bargaining agreement between the 30 major league clubs and the Players Association as a contract administrator.
- Was the director of waivers and records for the American League from 1992-1996...Began his baseball career as an assistant public relations director during the 1992 season.
- Graduated from Villanova University in 1990 with a Bachelor of Arts in Communications and a minor in Business.
- John, 50, and his wife, Blakely, make their home in Cedar Grove, NJ with their three children, Chamberlain, Lillyanna and Olivia.

**CHRIS ZABER****SENIOR VICE PRESIDENT, CORPORATE PARTNERSHIPS & TICKET SALES**

- Named senior vice president, corporate partnerships & ticket sales in December, 2018.
- Served as the Mets vice president, ticket sales & services from 2014-2018.
- Is responsible for leading the organization's overall ticket sales efforts, including premium seating, group tickets, game day hospitality, single-game ticket initiatives and ticket operations.
- Was senior director, ticket sales & service for the Pittsburgh Pirates from 2009-2014...Also worked for the Atlanta Hawks and Atlanta Thrashers, Denver Nuggets and Colorado Avalanche, Charlotte Hornets and New Orleans Hornets in various ticketing leadership roles.
- Began his career in sports with the Carolina Panthers in their Marketing & Communications Department.
- A native of DuBois, PA, Chris is a graduate of the University of North Carolina at Chapel Hill.
- Chris and his family reside in Westchester.



CHRISTOPHER BROWN**VICE PRESIDENT, GUEST EXPERIENCE & VENUE SERVICES**

- Named vice president, guest experience & venue services in January, 2017.
- Responsible for developing and delivering the guest service training program as well as monitoring the overall gameday staff performance.
- In addition to supporting the Food & Beverage and Merchandise efforts, he directly oversees Guest Services and Parking Operations.
- Previously served as executive director, guest experience from 2014-2016, senior director, from 2011-2013 and was named director, prior to the opening of Citi Field in 2009.
- In 2003, was named coordinator, community outreach before being promoted to manager, guest experience prior to the 2006 season.
- Prior to joining the Mets organization as a corporate ticket sales representative in 2001, he spent two seasons with the New Haven Ravens (AA) of the Eastern League.
- Graduated from the University of New Haven in West Haven, CT in 2000 with a B.S. in Business Management with a concentration in Sport Management.
- Born in Willingboro, NJ, Brown currently resides in Long Island with his wife, Jill, and two children, Shane and Victoria.

**TOM FESTA****VICE PRESIDENT, TECHNOLOGY & CORPORATE PROCUREMENT**

- Joined the Mets organization as executive director of information systems, technology and infrastructure in January, 2010...Responsible for technology at Citi Field, First Data Field in Port St. Lucie, MCU Park in Brooklyn and Sterling Equities.
- Prior to joining the Mets organization, Tom was a consultant for Queens Ballpark Company and was involved in the construction of Citi Field, overseeing the low voltage cabling installation and integration of technology within the ballpark.
- Started a consulting firm, Grae Consulting Services, LLC, in 2003, which specialized in technology and facility-related projects.
- From 2000-2003, was the vice president of facilities for Quick & Reilly/Fleet Securities.
- From 1990-2000, held positions of increasing responsibility working at Liberty Brokerage Investment Corp., rising to vice president of information technology administration.
- Served as president of the board of directors of the Wall Street Technology Association (WSTA), a non-profit association which specializes in technology within the financial services industry.
- Graduated with a B.B.A. in Marketing Management from Baruch College.

**JAY HORWITZ****VICE PRESIDENT, ALUMNI PUBLIC RELATIONS & TEAM HISTORIAN**

- Named vice president, alumni public relations and team historian on October 1, 2018.
- Originally joined the Mets on April 1, 1980 as the director of public relations... Promoted to vice president, media relations on February 7, 2001.
- Received the 2019 William J. Slocum / Jack Lang Award for Long & Meritorious Service from the BBWAA.
- Won the Fishel Award, an award given to the top media relations person in baseball, in 1998.
- Honored at the Thurman Munson Award Dinner with the Munson Media Hero Award for outstanding contributions, dedication and hard work for the media community on January 30, 2007.
- From 1972-1980 was the sports information director at Fairleigh Dickinson University in New Jersey... Was the SID at New York University from 1969-1972.
- Was inducted into FDU's Hall of Fame on September 15, 2007.
- Has a B.S. Degree in Journalism from New York University and a Masters Degree in History, also from NYU.
- Lives in Clifton, NJ.



NEAL KAPLAN**VICE PRESIDENT & GENERAL COUNSEL**

- Assists the general counsel with all aspects of the legal operations of the organization.
- Joined the Mets in January, 2003 as legal counsel, was promoted to senior counsel in January, 2007, deputy general counsel in January, 2010, and vice president in January, 2012...Interned in the Mets Legal Department in 1996.
- Worked for the Los Angeles law firm, Jeffer, Mangels, Butler & Marmaro from 1998-2001, where he specialized in intellectual property and entertainment litigation and worked on baseball salary arbitration cases for the Braves, Angels and Rockies...Worked for an entertainment litigation firm in Manhattan from 2001-2002.
- Graduated in 1998 with a J.D. degree, cum laude, from Harvard Law School, where he was vice president of the Committee on Sports and Entertainment Law and was an Ames Moot Court semi-finalist.
- Received his B.S. in Industrial and Labor Relations from Cornell University in 1995, where in his senior year he was named a Merrill Presidential Scholar and ILR Degree Marshal.
- Neal was born and raised in Brooklyn, where he attended P.S. 236, I.S. 78, and Midwood High School, and watched Mets games with his father, Mel, and mother, Sharon...He now lives in Queens with his wife, Ginny, and their two children.

**HAROLD KAUFMAN****VICE PRESIDENT, COMMUNICATIONS**

- Named vice president, communications in December, 2018...Joined the Mets as executive director of communications in June, 2014...Oversees media and public relations aspects including publications, sports and corporate efforts.
- Began his professional career as the original PR director for the expansion Charlotte Hornets in 1988 and spent over 20 years heading up communications.
- Worked as a senior strategist and consultant for Sports Media Challenge after Hurricane Katrina in 2005 where he performed media training, crisis management and brand reputation management.
- Served as the New Orleans Hornets/Pelicans head of communications from 2007-2014.
- Voted as runner-up for the Outstanding NBA Eastern Conference Public Relations Director award by writers and broadcasters nationwide in 1992 and was a finalist for the Brian McIntyre Award in 2011 and 2013....Appointed by the NBA to serve as press manager for the basketball venue at the 1996 Summer Olympics in Atlanta, GA.
- The Dallas native worked in the media relations department of his hometown Mavericks from 1986-88 while earning his bachelor's degree in public relations at Southern Methodist University (1987).
- Kaufman and his wife, Lisa, reside in New Rochelle, NY and have two sons, Stanley, 27 (agent at William Morris Endeavor offices in NY) and Alex, 24 (works in basketball operations for the Charlotte Hornets).

**LEN LABITA****VICE PRESIDENT, CONTROLLER**

- Named vice president in 2003.
- Responsible for the accounting, reporting and treasury functions of the club.
- Responsible for property and casualty and insurance risk management of the club and club-related entities.
- Received his B.B.A. in Accounting from Adelphi University in 1982 and is a Certified Public Accountant in the State of New York.
- Is a current member of the Adelphi University school of Business Accounting Advisory Board.
- Served as treasurer of the board of directors of Queens Parent Resource Center.
- Served as a board member of North Shore Child and Family Guidance Center from January, 2011 through July, 2016.
- Prior to joining the club, Len was the New York metro region controller of Sedgwick James of New York, Inc...Began his career with Coopers & Lybrand in their financial services group with a concentration in the insurance industry.
- Born in Brooklyn and raised in Queens, Len now resides in Long Island with his wife, Ellen.



SUE LUCCHI**VICE PRESIDENT, BALLPARK OPERATIONS**

- Named vice president, ballpark operations in 2015.
- Oversees all day-to-day operations of Citi Field, including facility, grounds and field maintenance along with personnel.
- Started with the Mets as an intern in the Video Production Department in 1993.
- Was named stadium operations manager in 1999 and was promoted to stadium manager in 2000, to director of stadium operations in 2006, to senior director of ballpark operations in 2009, to executive director ballpark operations in 2012.
- Grew up in the home her grandfather built in Whitestone, NY, and still resides there with her sister, niece, nephew and two dogs.
- Graduated from St. John's University, with a B.S. in Athletic Administration.

**HAEDA MIHALTSZES****VICE PRESIDENT, EXTERNAL AFFAIRS & COMMUNITY ENGAGEMENT**

- Was named vice president, external affairs on December 19, 2017...Serves as the main liaison with city, state and federal officials and oversees relations with community stakeholders.
- Joined the organization on March 3, 2014 as the executive director, external affairs...Worked in former New York City Mayor Michael Bloomberg's administration from 2002-2013, was part of his senior staff, as the director of Intergovernmental affairs where she coordinated all the legislation, land use items, and city budget actions passed by the Bloomberg administration.
- Appointed by Mayor Bloomberg to oversee the City's Hurricane Sandy relief effort on Staten Island in October 2012...Spent three months on Staten Island coordinating overall community recovery including debris removal, housing, food and water distribution and small business services.
- Prior to joining the Mayor's Office, worked 15 years (1986-2001) at the New York City Council's Finance Division in a variety of roles...Ultimately served as the City Council's first female finance director, under Speaker Peter F. Vallone's leadership where she led negotiations for adopting the budget of New York City.
- Serves as a trustee of the Citizen Budget Commission and is the newly appointed chairperson of the Queens Borough Public Library Board and is the board chairperson at St. Michael's Home for the Elderly in Yonkers and a member of the Greek Orthodox Archdiocesan Council.
- Graduated from Fordham University with a Masters in Liberal Studies with a concentration in Public Administration and a Bachelors of Arts in Economics.
- Lives with her husband, George in Bayside, Queens.

**PETER WOLL****VICE PRESIDENT, FINANCIAL PLANNING & ANALYSIS**

- Joined the Mets organization in July 2015 as vice president, financial planning & analysis.
- Oversees financial analysis and planning for the Mets organization.
- Responsible for the preparation of budgets, forecasts and other financial analyses.
- Partners with all departments of the organization to assist in financial planning and profitability management of their respective businesses.
- Prior to joining the club, Peter held positions of increasing responsibility at Dreamworks Animation, SKG from 2012-2015, rising to head of finance, television (2013-2015).
- Held positions of increasing responsibility at Classic Media, a privately held independent entertainment company from 2002-2012, rising to vice president of financial planning & analysis.
- Began his career at Arthur Andersen L.P. in their Assurance Division, where he worked in positions of increasing responsibility from 1997- 2002.
- Graduated from the State University of New York at Albany with a B.A. in Accounting.
- Peter was born and raised in Queens, and currently resides in Manhasset Hills, NY with his wife Michele, and their three children, Vincent, Alexandra and Lucas.



BASEBALL EXECUTIVES

BRODIE VAN WAGENEN

EXECUTIVE VICE PRESIDENT & GENERAL MANAGER



- Brodie Van Wagenen joined the Mets on October 29, 2018 as the 13th general manager in franchise history.
- One of the founding agents of CAA Sports in 2006 where he served as the co-head of CAA baseball and oversaw contracts and corporate administration for the Baseball Division.
- Was one of just three agents named on USA Today's Top 100 "Most Powerful People in MLB" in 2017.
- In 2016, Van Wagenen became the baseball agent for former Heisman Trophy winner and NFL quarterback Tim Tebow as Tebow made the transition from football to baseball.
- Forbes named Van Wagenen to its list of the "Top 50 Most Powerful Agents in the World" in 2015 and 2016.
- In April 2013, as part of a joint venture between CAA and Roc Nation, Van Wagenen became the baseball agent for Robinson Canó, among others...Canó would sign a \$240 million deal with Seattle in the off-season.
- Served two two-year terms on the Major League Baseball Players Association Agent Advisory Committee from 2012-2016.
- Named to Sports Business Journal's "40 Under 40" list of "the best young talent in sports business" in 2012.
- Served as vice president of IMG Baseball from 2001-2006.
- Advised families through the MLB amateur draft process from 2002-2018 and worked with more than 25 first-round selections.
- Worked for Broadband Sports/Athlete Direct, a tech startup company that provided online business sites for athletes...Served as the director of business development from 1999-2001.
- Began his professional career with the Chicago Bulls 1996-1997 championship team.
- Served on the board of directors for Stanford University's Buck/Cardinal Club from 1998-2004.
- Attended Stanford University on a baseball scholarship and played as an outfielder for the Cardinal in 1993-1995...Graduated with a degree in Communications.
- Went to Crespi Carmelite High School in Southern California.
- A native of California, he and his wife, Molly, have three children and reside in Connecticut.
- Van Wagenen's father-in-law is the late astronaut Neil Armstrong.
- His father, Jeff Van Wagenen, played professional golf on the European Seniors Tour (1999-2008).

METS GENERAL MANAGERS

George Weiss	1962-1966
Bing Devine.....	1967
Johnny Murphy.....	1968-1969
Bob Scheffing	1970-1974
Joe McDonald.....	1975-1979
Frank Cashen.....	1980-1991
Al Harazin.....	1992-1993
Joe McIlvaine	1993-1997
Steve Phillips.....	1997-2003
Jim Duquette.....	2003-2004
Omar Minaya.....	2004-2010
Sandy Alderson.....	2010-2018
Brodie Van Wagenen	2018-present

ALLARD BAIRD

VICE PRESIDENT, ASSISTANT GENERAL MANAGER, SCOUTING & PLAYER DEVELOPMENT

- Named vice president, assistant general manager, scouting & player development for the Mets in November, 2018.
- Worked for the Boston Red Sox from 2006-2018 most recently as senior vice president, player personnel.
- Was the vice president, professional scouting from 2011-2014 where he oversaw the Red Sox professional scouting department and was involved in all aspects of baseball operations for the team.
- Joined the Red Sox as a special assignment scout and served as an advisor to GM Theo Epstein in 2007 before becoming the assistant general manager.
- Served as the senior vice president, general manager for the Kansas City Royals from June, 2000-May, 2006.
- Spent 18 years with the Royals after beginning as a minor league hitting coach in 1988.
- Was a member of the Baseball Olympic Selection Committee for the United States 2000 Gold medal-winning team.
- Began his coaching tenure in 1986 as an assistant at Southern Arkansas University following his playing career at SAU and became the head baseball coach at Broward (FL) Community College in 1987.
- Inducted into the Southern Arkansas University Sports Hall of Fame in 2012.
- Recently inducted into the Rochester Sports Hall of Fame.
- Is a Rochester, NH native and has been married to his wife Julie for 36 years.



OMAR MINAYA

SPECIAL ASSISTANT TO THE GENERAL MANAGER

- Serves as Special Assistant to Mets General Manager Brodie Van Wagenen...Was named to his current role on December 22, 2017.
- In his role, Omar is involved in scouting and player development...He will also consult on player acquisitions and serve as a community ambassador.
- This is his third tour of duty with the Mets...Worked for the club from September 23, 1997-February 11, 2002 where he was a senior assistant general manager who was responsible for overseeing the Mets International Scouting Department... Returned to the organization on September 30, 2004 as the team's general manager, a role he held until October 4, 2010.
- From 2015-2017, was the senior advisor to the executive director for the Major League Baseball Players Association.
- Became baseball's first Hispanic general manager when he was appointed by Major League Baseball as the vice president and general manager of the Montreal Expos on February 12, 2002.
- Also was the San Diego Padres' vice president of baseball operations from December 11, 2011-January, 2015.
- Worked for the Texas Rangers from 1985-1997 in the Scouting Department.
- Was a member of the selection committee for the United States Olympic and Pan-American baseball teams in 2000 when both won gold medals.
- Omar, 60, was born in the Dominican Republic and grew up in Queens where he played baseball as a catcher at Newtown High School in Elmhurst...His number (21) was retired in 1999.



ADAM GUTTRIDGE

ASSISTANT GENERAL MANAGER, SYSTEMATIC DEVELOPMENT

- Named assistant general manager, systematic development for the Mets in November, 2018.
- Co-founded NEIFI Analytics, a sports data analysis company, in 2015.
- Worked for the Milwaukee Brewers for six seasons (2010-2015), the last two seasons as manager of baseball research and development.
- Interned and consulted for the Colorado Rockies, 2004-2005.
- Co-developed the Automated Prospect Model, which received the Alpha Award-Evolution of Sport at the MIT Sloan Sports Analytics Conference in 2013.
- Has taught Inside Baseball: Analytics in Action at New York University and The Numbers Game: Sports Statistics at The School of The New York Times.
- Holds a BS in Business Management from the University of Colorado, Denver.



TOMMY TANOUS

VICE PRESIDENT, INTERNATIONAL & AMATEUR SCOUTING

- Became vice president of international & amateur scouting in December, 2016.
- Was the Mets scouting director from November, 2011 through November, 2016.
- Served as Mets special assignment Scout in 2011, overseeing both professional and amateur talent for the organization.
- Before joining the Mets, spent six years with the Toronto Blue Jays as a national crosschecker (2006-2010) and area supervisor (2004-2005).
- In 2003 served as an area supervisor for the Texas Rangers.
- From 1996-2002 was an area supervisor for the Milwaukee Brewers.
- Played shortstop for both the Community College of Rhode Island and American International College, advancing to the College World Series with both programs.



JARED BANNER

EXECUTIVE DIRECTOR, PLAYER DEVELOPMENT

- Named executive director, player development of the Mets in December, 2018 and will oversee the organization's minor league system.
- Was the Red Sox vice president, player personnel from 2017-2018 where he oversaw scouting of professional players in international leagues in Japan, Korea, Taiwan, Mexico and others.
- Served as Boston's director, player personnel in 2016 and also worked as assistant director, player personnel (2013-2015), coordinator, amateur scouting (2010-2012) and assistant, player development (2008-2009).
- First joined the Red Sox in 2007 as a fellow in the baseball operations department.
- Played four years of varsity baseball as an outfielder at Amherst College and served as the team captain in 2007.
- Banner is a native of Brooklyn, NY.



IAN LEVIN

SENIOR DIRECTOR, BASEBALL OPERATIONS

- Named senior director of baseball operations in December of 2018.
- Served as director of player development from 2017-2018 after serving as the director of minor league operations from 2015-2016.
- Worked as the manager of baseball analytics from 2013-2014 and was the coordinator of amateur scouting from 2007-2012.
- Served as a baseball operations intern in 2006...Started his Mets career as a media relations intern in 2005.
- Originally from Bayonne, NJ, graduated from Bayonne High School...Earned a Sport Management degree from Seton Hall in 2006 and an MBA from Binghamton University in 2011.
- Ian, 34, lives in White Plains, NY with his wife, Sara, and son, Nolan.



RUBEN AMARO JR.

SPECIAL ASSISTANT TO THE GENERAL MANAGER

- Named special assistant to the general manager of the Mets in November, 2018.
- Previously served as the Mets outfield and first base coach for the 2018 season.
- Was the Red Sox first base, outfield and baserunning coach from 2016-2017.
- Served as the senior vice president and general manager of the Philadelphia Phillies for parts of seven seasons from 2008-2015.
- Served as the assistant general manager for Philadelphia for 10 years, including the 2008 World Series Champion and 2009 NL Champion teams...Voted Executive of the Year in 2009.
- Played eight seasons in the majors as an outfielder for the California Angels (1991), the Phillies (1992-1993, 1996-1998) and the Cleveland Indians (1994-1995).
- Selected in the 11th-round of the 1987 June Draft by the California Angels.
- He and his father, Ruben Amaro Sr., a former Phillies first base coach, were the only father-son combination to play for the Phillies until Mark Leiter and Al Leiter in 2018.
- Ruben and his father were both elected to the Latin American Sports Hall of Fame in 2013.
- Graduated from Stanford University in 1987...Was a member of Stanford's College World Series Championship team.
- Has appeared in several episodes of ABC's The Goldbergs...Played the character of his father, Ruben Amaro Sr.




PRE-GAME TIME TABLE

Game Time	12:10	1:10	4:10	7:10
Mets Pitchers Hit	9:10-9:40	10:10-10:40	1:10-1:40	4:10-4:40
Mets BP	9:40-10:30	10:40-11:30	1:40-2:30	4:40-5:30
Visitors BP	10:30-11:10	11:30-12:10	2:30-3:10	5:30-6:10
Mets Infield	11:10-11:25	12:10-12:25	3:10-3:25	6:15-6:25
Visitors Infield	11:25-11:35	12:25-12:35	3:25-3:35	6:25-6:35
Grounds Crew	11:35	12:35	3:35	6:35

TERRY COLLINS

SPECIAL ASSISTANT TO THE GENERAL MANAGER

- Named special assistant to the general manager in October, 2017.
- The Mets went 551-583 (.486) under his leadership from 2011-2017...Ranks second in team history in wins, trailing only Davey Johnson (595).
- Managed more games than any other manager in team history (1,134).
- Managed the 2016 NL All-Star team in San Diego.
- Named the NL Manager of the Year by *The Sporting News* and was third in the NL Manager of the Year voting by the BBWAA after leading the Mets to the World Series in 2015.
- Has a 997-1015 (.496) record in 2,012 major league games.
- Joined the Mets in 2010 as a minor league field coordinator overseeing all on-field aspects of the Mets' minor league Spring Training and Fall Instructional League.
- Spent six years as a major league manager, leading the Anaheim Angels and Houston Astros to winning records and second place finishes in his five full seasons...Managed the Angels from 1997-1999 and the Astros from 1994-1996.
- Was the director of player development for the Los Angeles Dodgers from 2005-2006 after serving as the Dodgers' field coordinator from 2002-2004.
- Managed 11 years in the minors from 1981-1991 with Lodi (A), Vero Beach (A), San Antonio (AA), Albuquerque (AAA) and Buffalo (AAA).
- A former minor league shortstop, he played 10 seasons in the minors with the Dodgers from 1974-1978, 1980 and 1984 and the Pirates from 1971-1973.
- Graduated from Eastern Michigan University in 1971 and was twice named to the NAIA Collegiate World Series All Tournament team in 1968 and 1970...Was inducted into EMU's Hall of Fame in 1995.
- Terry and his wife, Deborah, make their home in Port St. Lucie, FL.



DAVID WRIGHT

SPECIAL ADVISOR TO METS COO & GENERAL MANAGER

- Became special advisor to Mets COO and general manager in January, 2019.
- Previously played for the Mets for 14 seasons and served as the team's fourth captain in club history from 2013-2018.
- Was a seven-time National League All-Star, two-time Gold Glove winner and a two-time Silver Slugger recipient.
- Holds the franchise record for hits (1,777), RBI (970), runs scored (949), doubles (390), total bases (2,945), extra-base hits (658), walks (762) and go-ahead home runs (87).
- Graduated from Hickory (VA) High School, earning All-State honors in 1999, 2000 and 2001 before being drafted by the Mets in the first round of the 2001 First-year Player Draft.
- Established the David Wright Foundation in 2005 to aid children in need in the New York City and Norfolk, VA areas.
- Has raised nearly \$2 million over the last nine years at his annual charity event in Norfolk, VA for the Children's Hospital of the King's Daughters.



BRIAN SMALL

DIRECTOR, TEAM TRAVEL

- Joined the Mets on January 3, 2011.
- Prior to joining the club, served nearly 20 years at the major league executive level for the Milwaukee Brewers and MLB Commissioner's office.
- Was the manager of waivers and player records for MLB after the league offices were consolidated in 2000 and remained in that position until 2007.
- Returned to the American League office in 1998 as the director of waivers and player records overseeing the administration of player transactions, contracts, and the major league rules.
- Worked for the Milwaukee Brewers in 1991 as the director of baseball administration, a position with duties ranging from salary arbitration preparation to Spring Training accommodations for minor leaguers.
- Served as assistant public relations director in the American League office from 1990-1991.
- Is a graduate of Stanford University with a degree in Quantitative Economics and is a certified fitness trainer.
- Brian is single and resides in Hackensack, NJ.



KEVIN KIERST

EQUIPMENT MANAGER


- Entering his ninth year as the Mets equipment manager and 29th in the Mets organization...Previously served as the Mets minor league equipment manager for eight years (2003-2010) and for 12 years as the equipment manager with the Mets Triple-A affiliate in Norfolk, VA.
- Has been a bat boy, clubhouse manager, equipment manager and minor league equipment coordinator; with stops in Norfolk, VA (1991-2002), Nashville, TN (1990), Dunedin, FL (1989), Knoxville, TN (1985-1988), Florence, SC (1984) and his hometown of Auburn, NY (1975-1983).
- Was also a veteran professional ice hockey official in both the American and East Coast Hockey Leagues and was selected to work the 1993-1994 ECHL All-Star Game.
- Named 2015 National League Clubhouse Manager of the Year by the Major League Baseball Clubhouse Managers Association.
- Kevin, 54, resides in Port St. Lucie, FL with his wife Dawn, daughter Kayla and son Kyle.



DAVE BERNI

ASSISTANT CLUBHOUSE MANAGER

- Begins his 22nd season with the Mets.
- Was named the assistant home clubhouse manager in January, 2007 after working as a clubhouse attendant from 2002-2006.
- Added the responsibilities of overseeing the Umpires Room in 2011.
- Joined the Mets in 1998 as a bat boy/ball boy...Held that position until 2001.
- Attended St. Francis Preparatory High School in Fresh Meadows, NY.
- Graduated from St. John's University with a B.S. in Sports Management and a minor in Business Management in 2003.
- Has finished two New York City marathons...In 2015, he ran on behalf of The Bulldogs Care Foundation, which helps disadvantaged children through sports...In 2016, he ran on behalf of Joe Torre's Safe at Home Foundation.
- Has a daughter, Isabella, and lives in Glen Oaks, NY.



TONY CARULLO

VISITING CLUBHOUSE MANAGER

- Entering his 51st season with the Mets.
- Was the visiting team bat boy from 1969-1973...Became the assistant visitor's Clubhouse Manager in 1974...Was promoted to his current position in October, 1975.
- Received his B.B.A. from Baruch College in 1977.
- Selected as the Visiting Clubhouse Manager of the Year in 2004 by the Major League Baseball Clubhouse Managers Association.
- Carullo, 64, is a native of Astoria, Queens and graduated from Mater Christi High School.
- Tony, who now resides in College Point, NY, is single and enjoys fishing, collecting wine, attending the Opera, as well as the ballet, and watching old movies.



MEDICAL STAFF

DR. DAVID ALTCHER MEDICAL DIRECTOR



- Returned to the Mets as the medical director in 2005.
- Was head team physician for the New York Mets organization from 1991-2001.
- Matriculated to Cornell University Medical College in 1978, having graduated from Columbia College summa cum laude...Graduated from Cornell University Medical College in 1982 and was awarded the T. Campbell Thompson Award for outstanding achievement in orthopedic surgery.
- Pursued his entire surgical career at The New York Hospital-Cornell University Medical College...Beginning in 1982, he did his surgical internship at The New York Hospital under the direction of Dr. Thomas Shires and participated in the Laboratory of Shock Trauma during the summer of 1983.
- Went on to do a residency in Orthopaedic Surgery at the Hospital for Special Surgery and subsequently pursued a fellowship in sports medicine and shoulder surgery under the direction of Dr. Russell F. Warren from 1987 to 1988.
- In 2003, received the John Jay Award for Distinguished Professional Achievement, the highest honor bestowed by Columbia University to its alumni...In November 2003, he received the honor of being named one of the top 250 alumni of all time by the Columbia University student body.
- Served as the co-chief of the Sports Medicine and Shoulder Service at the Hospital for Special Surgery from 2005-2014.
- Professor of Clinical Orthopaedic Surgery at Weill Medical College at Cornell University since 2005.
- Has been the author and co-author of approximately 100 publications in referred medical journals...Has been the author and co-author of 30 books and book chapters and has made over 400 presentations at scientific meetings throughout the world.
- Served as the North American medical director of the professional men's tennis tour (the ATP Tour) and has served in the past as the assistant medical director for the U.S. Open.
- Serves on numerous committees for the Hospital for Special Surgery, including Quality Assurance and Planning.
- Served as team physician for the United States Davis Cup Team from 1999-2003.
- Is an active member of the following organizations: American Medical Association, American Orthopaedic Society for Sports Medicine, American Shoulder and Elbow Society, the Arthroscopy Association of North America, the U.S. Olympic Sports Medicine Society, NY County Medical Society, American College of Sports Medicine, NY State Society of Orthopaedic Surgeons, American Orthopaedic Association, International Society of Arthroscopy, Knee Surgery & Orthopaedic Sports Medicine, Sports Medicine Society, Medical Society of the State of New York and the Eastern Orthopaedic Association...Is a fellow of the American Academy of Orthopaedic Surgeons, having been board certified in 1990.
- Resides in Manhattan, NY with his wife, Anne.

THE METS LOGO



The circular Mets logo was unveiled on November 16, 1961 and has gone virtually unchanged throughout the history of the club. The shape of the insignia, with its orange stitching, represents a baseball, and the bridge in the foreground symbolizes that the Mets, in bringing back National League baseball to New York, represent all five boroughs. It's not just a skyline in the background, it has special meaning. At the left is a church spire, symbolic of Brooklyn, the borough of churches. The second building from the left is the Williamsburg Savings Bank, the tallest building in Brooklyn. Next is the Woolworth Building. After a general skyline view of midtown comes the Empire State Building. At the far right is the United Nations Building.

DR. STRUAN COLEMAN
TEAM PHYSICIAN



- Is an ABOS Board Certified orthopedic surgeon and a member of the Sports Medicine and Shoulder Service at the Hospital for Special Surgery.
- Graduated with Honors from Harvard College in 1988 where he received an A.B. in Biochemistry and was a member of the men’s varsity heavyweight crew team...Matriculated to Oxford University in 1988 on an Overseas Research Scholarship where he received a D. Phil in Biochemistry in 1991.
- Received his M.D. from Columbia College of Physicians and Surgeons in 1995 and was voted a member of the AOA Society.
- Completed a surgical internship at New York Presbyterian Hospital in 1996, followed by a residency in Orthopedic Surgery at the Hospital for Special Surgery from 1996 to 2000...Went on to complete a fellowship in Sports Medicine at the Hospital for Special Surgery in 2002 under the direction of Dr. Thomas Wickiewicz and Dr. Russell F. Warren.
- Is an author and co-author of numerous scientific papers that appear in peer-reviewed medical journals...Is also the author and co-author on a number of book chapters and invited articles.
- Dr. Coleman lives in Locust Valley, NY with his wife, Isobel, and their five children.

DR. ANDREW PEARLE
ASSOCIATE TEAM PHYSICIAN



- Is an ABOS Board Certified orthopedic surgeon and member of the Sports Medicine and Shoulder Service at the Hospital for Special Surgery.
- Has been an associate team physician for the New York Mets since 2005.
- Graduated magna cum laude from Amherst College, where he captained the rugby team...Attended Stanford University Medical School...Profiled as Distinguished Alumnus by Amherst Student in 2010.
- Founded the Computer Assisted Orthopedic Surgery Center at Hospital for Special Surgery and has pioneered the use of navigation and robotics for knee surgery.
- Has authored over 185 papers and speaks nationally and internationally on the use of computer-assisted and robotic techniques for knee surgery as well as techniques in ACL reconstruction.
- Chaired NIH symposium of national and international experts on use of computer assisted surgery in orthopedics in 2007.
- Elected member of ACL Study group, an international group of ACL experts in 2011.
- Named editor-in-chief of the Journal Techniques in Knee Surgery in 2011.
- Received NIH grant for biomechanical studies on ACL research in 2018.
- Serves as Orthopedic Consultant to UFC since 2017 and Team Physician for Rugby Union New York of the Professional Rugby League.
- Dr. Pearle lives in Rye, N.Y. with his wife and four children... Has coached tackle football (PeeWee and Midget Divisions) for Rye Town Youth Football for past five years.

DR. KATHRYN McELHENY
NON-OPERATIVE MEDICAL DIRECTOR



- Is dual board certified in Pediatrics and Sports Medicine and is a member of the Primary Care Sports Medicine Service at Hospital for Special Surgery.
- Graduated with honors from Emory University in 2009 where she was a member of the track and cross country and team.
- Graduated magna cum laude from Loyola Stritch School of Medicine in 2013 where she was voted a member of the AOA national honor medical society.
- Completed her residency training at Weill Cornell where she was chief resident and a recipient of the James Horowitz Chief Resident award for New York Presbyterian Hospital.
- Received Sports Medicine fellowship training at Hospital for Special Surgery under the direction of Dr. James Kinderknecht where she served as a fellow team physician for the New York Football Giants and New York Mets.
- Is an author or co-author on multiple scientific papers, with ongoing research projects largely concentrated in baseball injury prevention.
- Dr. McElheny currently resides in Brooklyn, NY.

MEDICAL CONSULTANTS



DR. ANIL RANAWAT
Orthopedist




DR. JOSHUA DINES
Orthopedist



DR. JONATHAN DELAND
Foot & Ankle Specialist



DR. LAWRENCE INRA
Cardiologist



DR. LAWRENCE LEVIN
Cardiologist



DR. JAMES KINDERKNECHT
Primary Care Specialist



DR. RICHARD COHEN
Internal Medicine Specialist



DR. BERNARD RAWLINS
Spine Specialist



DR. HOWARD ROSENBERG
Infectious Disease Specialist



DR. MICHELLE CARLSON
Hand Specialist



TERRANCE SGROI
Physical Therapist
Specialist



DR. HOWARD LIVERS
Dentist



DR. MICHAEL JACOBS
Dermatologist



DR. ROCK POSITANO
Podiatrist



DR. WAYNE WINNICK
Chiropractor




DR. SANGWOO LEE
Ophthalmologist

JIM CAVALLINI**DIRECTOR OF PERFORMANCE & SPORTS SCIENCE**

- Was named the director of performance and sports science on January 23, 2018.
- From 2015-2017, was the director of performance for the United States Army Special Operations Command at Fort Bragg, NC...He recruited, managed and led an elite team of high performance professionals which included performance coaches, athletic trainers, dietitians, sports scientists and cognitive performance coaches.
- Also oversaw all aspects of the performance program, which included performance coaching, testing and monitoring performance nutrition, cognitive performance and the reconditioning of injured operators...Coached the operators in all aspects of performance training, speed, strength and power development, multi-directional movement skill and energy system development.
- Has collaborated with the medical, physical therapy and psychology teams to develop a performance rehabilitation mythology.
- From 2010-2015, he managed a world-class performance training facility for the United States Army Special Operations Command, including performance coaching, testing, monitoring and reconditioning.
- Was the assistant strength and conditioning coach at the University of Virginia from August, 2007-December, 2009...Lead performance coach for men's lacrosse, wrestling, women's volleyball, field hockey and golf.
- Served as the assistant strength and conditioning coach at the University of Iowa from August, 2005-August, 2007...Worked with women's soccer, men's track and field, men's golf, women's volleyball, field hockey and rowing.
- Was the graduate assistant strength and conditioning coach at Ball State for women's soccer, men's and women's tennis and women's track from August 2003-August, 2005 and was the assistant strength and conditioning coach at Drexel University for 16 Division I athletic teams from September, 2002-August, 2003.
- Received a Master of Science in Sport Biomechanics in 2005 from Ball State University and a Bachelor of Science in Exercise Science from Ithaca College in 2000.
- Jim and his wife, Jaclyn, have two boys, Ivan and Anders, and resides Whispering Pines, NC.

**BRIAN CHICKLO****HEAD TRAINER**

- Begins his 21st year in the Mets organization and his second as the head trainer.
- From 2012-2017, was the Mets major league assistant athletic trainer.
- Served as the minor league medical coordinator in 2011...Spent the previous nine seasons as the trainer for the Mets Triple-A affiliates in Norfolk, New Orleans and Buffalo.
- Selected by the Professional Baseball Athletic Trainers Society as the 2008 Pacific Coast League's Athletic Trainer of the Year.
- Was the head trainer for St. Lucie (A) of the Florida State League in 2001.
- Worked as the head trainer at Capital City (A) of the South Atlantic League in 2000 and held a similar position with Pittsfield (A) of the New York-Penn League in 1999.
- Began his career in professional baseball with an internship for Las Vegas (AAA) of the Pacific Coast League in 1998.
- Graduated from Shenandoah University in 1995 with a Bachelor of Science in Kinesiology...Also earned an MS degree in Sports Injury Management from UNLV in 1998.
- Brian, 47, and his wife, Ashley, reside in Tega Cay, SC with their son, Dalton and daughter, Collins.



JOSEPH GOLIA

ASSISTANT TRAINER

- Enters his second season as the major league assistant trainer and his 14th in the organization.
- Spent the 2017 season as the Mets minor league medical coordinator.
- Was the athletic trainer at organization's Triple-A affiliate from 2011-2015 and held the same position with Binghamton (AA) from 2006-2010.
- Began his Mets training career with Brooklyn (A) of the New York-Penn League.
- Served as the head athletic trainer for the Surprise Rafters of the Arizona Fall League in 2009...Held the same position with Peoria in 2008.
- Worked as the trainer for the College of Charleston from 2002-2005.
- Was the athletic trainer for the Villanova baseball team from 2000-2002.
- Served as a minor league trainer for Trenton (AA) of the Eastern League in 2002, the Boston Red Sox affiliate.
- Graduated from West Virginia Wesleyan College, majoring in Sports Medicine, before going on to earn his master's degree in exercise and physical education from The Citadel.
- Joseph, 41, is married with two children and makes his offseason home in Charleston, SC.



SEAN BARDENETT

PHYSICAL THERAPIST

- Enters his first season with the Mets after spending the past two years in the role of major league assistant physical therapist/manual therapist for the Kansas City Royals.
- Previously was minor league physical therapist with the Chicago White Sox and served as the physical therapy fellow for the Royals.
- Completed sports physical therapy residency training in Fort Worth, TX where he worked as a physical therapist for Texas Christian University athletics (TCU).
- Graduated with a Bachelor of Science degree in biology from the State University of New York at Geneseo, followed by his Doctor of Physical Therapy (DPT) from Upstate Medical University.
- Is a residency and fellowship trained licensed physical therapist, Board Certified Sports Clinical Specialist, and Certified Strength and Conditioning Specialist.
- Bardenett continues to serve as an adjunct faculty member in the Physical Therapy Education Department at Upstate Medical University in his hometown of Syracuse, NY.



JUSTIN "JT" PODELL

PHYSICAL THERAPIST


- Enters his first season as the reconditioning therapist with the New York Mets after spending the past three years in the role of rehabilitation coordinator with the Houston Astros.
- Prior to joining the Astros, Podell worked at the Brooks Center for Sports Therapy in Jacksonville, FL, where he was orthopedic, and sports residency trained.
- Podell received his Doctor of Physical Therapy Degree in 2015 from the University of Lynchburg (VA).
- Prior to physical therapy school he completed his Master of Education Degree in Sports Medicine from the University of Virginia and his undergraduate degree in Athletic Training and Exercise from the University of Manchester (IN).
- During his time at Manchester University he was a two-year letterman in baseball.
- Podell is a native of Walkerton, IN, and now resides in West Palm Beach, FL, with his wife Julie.



DUSTIN CLARKE

PERFORMANCE COACH

- Enters his fifth season as the Mets Performance Coach and will be entering his ninth season in the organization.
- In his previous seasons, he has worked with the Gulf Coast Mets, Binghamton Mets and Las Vegas 51's.
- Prior to joining the Mets organization, he worked with University of Michigan football strength and conditioning, Lafayette College and Drexel University strength and conditioning programs.
- Certified Registered Strength and Conditioning Coach NSCA, Certified Strength and Conditioning Specialist NSCA.
- Received his Masters in Exercise Science and Bachelor's in Exercise Physiology from East Stroudsburg University in Pennsylvania.
- Currently resides in Port St. Lucie, FL.



ROB CAMPBELL

PERFORMANCE COACH

- Named Mets performance coach in January, 2019.
- Served as assistant strength and conditioning coach for the St. Louis Blues from 2016-2019.
- From 2015-2017, worked as a graduate assistant strength and conditioning coach at Lindenwood University.
- Was the head strength and conditioning Coach at Bridgton Academy in 2014.
- Received his M.S. in Human Performance from Lindenwood University.
- Earned B.A. in Physical Education from Bridgewater State University.
- Became a Registered Strength and Condition Coach through the National Strength and Conditioning Association.
- Originally from Braintree, Massachusetts.



MIKE BARWIS

SENIOR ADVISOR FOR STRENGTH & CONDITIONING

- Was appointed the Mets senior advisor for strength and conditioning on October 2, 2014...Serves as an advisor to the organization's major league and minor league strength and conditioning staffs.
- Is the founder and CEO of the Barwis Methods, an international conglomeration of training centers, manufacturing and distribution companies and affiliated charities related to strength and conditioning, human performance and injury recovery.
- Served as a strength & conditioning consultant for the Miami Dolphins in 2014.
- Has trained over 1,000 Olympic and professional athletes in over 40 sporting events.
- Is featured on the Discovery Channel television show *American Muscle*, which features his work with professional athletes and people with disabilities.
- Speaks and consults with Fortune 500 companies and government agencies.
- Is a Certified Strength and Conditioning Specialist and Registered Strength and Conditioning Coach Emeritus (indicating 20 years of experience) by the National Strength and Conditioning Association.
- Has coached 38 National Strength and Conditioning Association (NSCA) All-Americans and was one of 10 coaches to receive the Bronze Award from the NSCA certification commission.
- He has been published in numerous journals, magazines, newspapers, written several books, training manuals and produced a library of training materials and videos.
- From December 2007-January 2011, served as director of strength & conditioning at the University of Michigan for football, ice hockey, softball, wrestling and men's soccer.
- From 2000-2007, served as the director of strength & conditioning at West Virginia University, where he designed and implemented programs for all 21 varsity sports.
- Earned his undergraduate degree in Exercise Physiology from the School of Medicine at West Virginia University and his Master's Degree in Athletic Coaching with an emphasis in Strength and Conditioning.
- Wrote and taught curriculum in Strength & Conditioning as an adjunct professor at WVU.



METS AMBASSADORS

JOHN FRANCO

- Returns for his 10th season as a club ambassador for the Mets.
- Inducted to the Mets Hall of Fame on June 3, 2012.
- Makes appearances for the club's Community Relations, Marketing and Media Relations Departments.
- Pitched in the major leagues for nearly 22 years (1984-2005) with the Cincinnati Reds, Mets and Houston Astros...Fashioned a 2.89 ERA in 1,245.2 innings.
- Is fifth all-time on the career saves list with 424...Has more saves than any left-handed pitcher in history...Has appeared in 1,119 games, third on the career list.
- Saved 30 or more games in a season eight times, including 39 in 1988.
- Selected to four All-Star Games (1986, 1987, 1989 and 1990)...Also won two Roloids Relief Man Awards (1988 and 1990).
- Named the Mets captain on May 4, 2001.
- Honored on the Mets 40th Anniversary All-Amarin' team.
- A native of Brooklyn, NY, he graduated from Lafayette High School and pitched collegiately at St. John's University...Threw two no-hitters as a freshman.
- Was presented a distinguished service award from the Fire Department of New York for his efforts assisting the FDNY and their families after 9-11.
- In addition, he has been honored by the Thurman Munson Dinner, the Catholic Youth Organization, the New York Baseball Writers Association, St. John's University and the Phi Delta International Fraternity Lou Gehrig Dinner for his work in the community.
- John and his wife, Rose, have three children: Nicole, John James (J.J.) and Ella...J.J. was an infielder at Brown University and is currently in the Mets minor league system.



TIM TEUFEL

- Tim Teufel begins his third season as a club ambassador as well as the club's minor league infield coordinator...Served as the third base coach with the major league team from 2012-2016.
- A former second baseman, he was a key member of the Mets' 1986 World Championship team...Acquired from the Minnesota Twins in a five-player trade on January 14, 1986.
- Batted .333 in five postseason games in 1986...Started two games during the League Championship Series and three contests in the World Series...Hit .247 in 93 games for the 1986 Mets.
- In 1987, he hit .308 in 97 contests for the Mets.
- Hit seven pinch-hit home runs in his career, five as a Met, three short of Mark Carreon's club record.
- Cracked the third pinch-hit grand slam in club history and the first slam of his career on June 10, 1986 to help beat the Phillies...It was the eighth pinch-hit grand slam in baseball history.
- In total, he managed for eight years in the Mets minor league system, compiling a cumulative 464-562 (.452) record as a manager.
- Started his managerial career with Brooklyn (A) of the New York-Penn League in 2003 before leading St. Lucie (A) of the Florida State League in 2004-2005 and 2008-2009, Savannah (A) of the South Atlantic League in 2007, Binghamton (AA) of the Eastern League in 2010 and Buffalo (AAA) of the International League in 2011.
- In 2001 and 2002, he served the organization as the Mets minor league infield coordinator.
- Returned to the Mets in 1998 as a member of the Professional Scouting Department.
- Played 11 years in the major leagues (1983-1993), including six years with the Mets (1986-1991)...Also played with the Twins and Padres.
- Was drafted by the Twins in the second round of the June, 1980 Free Agent Draft.
- Was All-ACC and a first team All-American at Clemson University as a senior...Led the Tigers to the College World Series.
- Was inducted to the Clemson Hall of Fame on October 10, 2015.
- Has received "Good Guy" Awards from the New York Press Photographers Association and the New York Baseball Writers Association.
- His son, Shawn, a lefthanded pitcher, was drafted by the Detroit Tigers organization...On August 18, 2011, pitching for Toledo (AAA) of the International League, Shawn went 6.0 shutout innings to turn back Tim's Buffalo team...Shawn pitched collegiately at Liberty (VA) University...He also pitched in the Mets organization in 2013 and for Camden of the Independent Atlantic League in 2014.



MIKE PIAZZA

- Mike Piazza, who was inducted into the Baseball Hall of Fame in 2016 and is regarded as the greatest hitting catcher in the history of the game, begins his third season as a club ambassador.
- He reinvigorated the franchise when he was acquired from the Florida Marlins on May 22, 1998...Hit 427 home runs during his career, 396 coming as a catcher, the most in Major League Baseball history.
- Inducted into the Mets Hall of Fame in 2013 and his number #31 was retired on July 30, 2016, becoming the second player to have number retired joining Tom Seaver.
- Was a 12-time All-Star, won 10 Silver Sluggers (the most by any catcher) and was the 1993 National League Rookie of the Year.
- He was the MVP of the 1996 All-Star Game which was played in his hometown of Philadelphia...Went 2-3 with a double, home run and two RBI.
- Led the Mets to the 2000 World Series and the 1999 NLCS.
- Had a .545 career slugging percentage, the best all-time among catchers and hit .308 during his career, the eighth-best mark among backstops.
- Ranks third in team history in home runs (220), third in RBI (655), first in slugging (.542) and fourth in batting average (.296).
- Cracked his 352nd home run as a catcher on May 5, 2004 off San Francisco's Jerome Williams to break Carlton Fisk's mark for home runs as a catcher.
- Set a team record with 124 RBI in 1999...Belted 40 home runs that season, the third-most in team history...Had a .614 slugging percentage in 2000, the highest single-season mark in franchise history.
- Hit a dramatic eighth-inning home run on September 22, 2001 to beat the Braves, 3-2, in the first sporting event in New York City following the 9-11 attacks.
- Batted .308, with 344 doubles, 427 home runs, 1,335 RBI and .545 slugging percentage during his 16-year career with the Dodgers, Marlins, Mets, Padres and Athletics...He was selected in the 62nd round of the 1998 draft by the Dodgers on the advice of family friend Tommy Lasorda.
- Piazza will continue to visit the Mets during Spring Training for a few days to offer personal instruction to Mets catchers.
- Represents the Mets at Corporate Partnership and charitable events.
- Caught the ceremonial first from Tom Seaver in the last game at Shea Stadium and in the first game at Citi Field.
- Mike and his wife Alicia have three children, two daughters, Nicoletta and Paulina and a son, Marco and they reside in Italy.



MOOKIE WILSON

- Mookie begins his eighth season as a club ambassador.
- Served as the Mets first base and outfield coach in 2011 and 1997-2002.
- Was the Mets minor league outfield and baserunning coordinator in 2010 after spending the previous four years in private business.
- In 2005, managed the Brooklyn Cyclones (A) of the New York-Penn League.
- Managed Kingsport (R) of the Appalachian League in 2003 and 2004.
- Inducted into the Mets Hall of Fame in 1996 and was voted a member of the Mets' 40th Anniversary Team in 2002.
- Returned to the Mets on December 23, 1993 as a member of the Community Outreach Department and a roving minor league instructor...Served there until being named the club's first base coach on October 17, 1996.
- In the spring of 1996, he was a baserunning and outfield instructor in the Mets' minor league camp.
- Was a Mets outfielder from 1980-1989 and ranks among the club's all-time leaders in almost every offensive category.
- Best remembered for perhaps the most memorable at-bat in team history, dodging a two-out, two-strike, wild pitch from Boston pitcher Bob Stanley in the 10th inning of Game 6 of the 1986 World Series that enabled Kevin Mitchell to score the tying run...Then hit a ground ball that trickled under first baseman Bill Buckner's glove, allowing Ray Knight to score the winning run and force a Game 7 that the Mets would win.
- Graduated from Spartanburg (SC) Junior College with a B.A. Degree in Liberal Arts and attended the University of South Carolina for two years, majoring in Business Administration...Graduated from Mercy College (NY) on May 26, 1996.



METS STAFF



MAURICE ABBATE
Senior Video Editor



KELLOGG ADAMS
Account Executive,
Corporate Partnership
Sales



RAFAEL ALARCON
Administrative Assistant
IT & Procurement



ALAN ALDWELL
Director, Premium
Services



GREG ALVAREZ
Senior Graphics &
Animation Designer



CARLOS AMES
Account Executive,
Group Sales



CHRISTINA ANDREWS
Director,
Suite Sales & Service



CHRIS ANNARUMMA
Manager,
Premium Sales



NICOLE ANNESE
Senior Account
Executive, Group
Services



RALPH ARDOLINA
Director,
Payroll



SAM BARLOW
Account Executive, New
Business Development



T.J. BARRA
Director, Baseball
Research & Development



AUTUMN BARTON
Director, Corporate
Partnership Activation



ZACK BECKER
Assistant,
Communications



JAMES BENESH
Director, Consumer
Strategy & Insight



CLAIRE BENNETT
Benefits &
Communication Specialist



MICHAEL BERMAN
Director, Ticket
Operations



SHARON BIBER-RYAN
Manager, Office Services



AUSTIN BLUMSTEIN
Coordinator,
Ticket Services



SARA BOLLOCK
Director, Building
Command Center



RAYMOND BORRIELLO
Application Developer



ANN MARIE BREYER
Director, Landscaping &
Horticulture



CAIT BUSER
Manager, Creative
Content



RYAN CACCHIOLI
Assistant,
Venue Services




RYAN CAMPBELL
Analyst,
Technical Support

METS STAFF



WILL CARAFELLO
Senior Director,
Social Media



JOE CASARELLA
Account Executive,
Season Ticket
Account Services



PETER CASSANO
Executive Director,
Ballpark Operations



JUSTIN CHASSE
Account Executive,
New Business
Development



YOUNG CHOI
Analyst, Korean Market
Development & Sales



ANDREW CHRISTIE
Assistant, Amateur &
International Scouting



BOBBY CLEMENS
Director, Scoreboard &
Entertainment



MATT COHEN
Manager,
Premium Services



JON COKORINOS
Analyst, Business
Analytics & Intelligence



HOWARD COLE
Account Executive,
Group Sales



SHANNON CONERTY
Senior Accountant



ALEXANDRA CONTE
Senior Manager,
Corporate Partnership
Strategy & Activation



LUCIANA CONTRERAS
Workday Engagement
Manager



THERESA CORDERI
Coordinator, Clubhouse
Catering



CHRIS COURCHESNE
Manager, Premium
Services



BROOKLYN COVELL
Executive Assistant,
Business Operations



ANTONIO CRINCOLI
Senior Account
Executive, Season Ticket
Account Services



TONY CROSLIN
Coordinator, External
Affairs & Community
Engagement



STEVE D'COSTA
Help Desk Manager



BRIANNA DAMMERS
Coordinator, Security



BRIDGET DAVIDGE
Account Executive,
Group Services



KERRY DAVIS
Manager,
Suite Services



BILL DEACON
Senior Director,
Field Operations



TYLER DEFranco
Account Executive,
Group Sales



LACEY DELORIA
Assistant,
Venue Services

METS STAFF



JAMES DENNISTON
Senior Counsel



ANTHONY DEVITA
Senior Director,
Corporate Procurement
& Project Management



JOE DEVITO
Executive Producer,
Entertainment, Marketing
& Productions



DOUG DICKEY
Manager, Fantasy
Camp & Events



CHRISTIAN DILGER
Executive Assistant,
Legal



STEPHEN DILLON
Senior Director, Security
Operations




MICHAEL DOHNERT
Senior Director, Ballpark
Operations



TARYN DONOVAN
Senior Director,
Venue Services



WONFORD DUBERRY
Coordinator, Building
Operations



RUELL DUBIN
Manager,
Ticket Operations



SYDNI EPPS
Assistant, External
Affairs & Community
Engagement



BRIAN FANELLI
Manager,
Venue Services



MARK FINE
Executive Director,
Marketing



JOHN FITZGERALD
Senior Coordinator,
Ticket Operations



BRIAN FLING
Senior Director,
Corporate Partnership
Activation & Strategy



LUKE FLOER
Account Executive,
Season Ticket Account
Services



MATT FRANCOLINO
Project Coordinator,
Corporate Procurement &
Project Management



ALLY FUTTERMAN
Manager, Corporate
Partnership Activation



LOU GADALETA
Account Executive,
New Business
Development



RICHARD GANDOLFO
Director, Premium Sales



JON GIEBLER
Manager,
Creative Services



BRIAN GLYNN
Senior Sales Manager,
Corporate Partnership
Sales



OLIVIA GOODWIN
Recruiting Coordinator



BARRY GORMAN
Manager,
Group Services



JILL GRABILL
Director, Corporate
Partnership Activation

METS STAFF



KATIE GUARINO
Coordinator, Ticket Operations



TIM GUNKEL
Executive Director, Ballpark Technology



JAY HABIB
Analyst, Business Analytics & Intelligence



SEAN HAGGANS
Senior Coordinator, Video Operations



JESSE HAHN
Account Executive, New Business Development



LORRAINE HAMILTON
Executive Director, Broadcasting & Events




BRYAN HAYES
Senior Coordinator, Amateur & International Scouting



DAVID HAYOB
Senior Director, Corporate Partnership Sales



ANDREW HICKS
Account Executive, Group Services



MARK HOGAN
Manager, Premium Sales



ANDY HORNER
Director, Guest Experience



KYLE INGRAM
Director, Inside Sales



MAX INOUYE
Senior Manager, Group Sales




DOUGLAS JOE
Database Architect



MAX JOHNSON
Account Executive, Group Services



ZACHARY JOHNSTON
Director, New Business Development



GARRETT JONES
Account Executive, New Business Development



TOM JORDON
Assistant, Human Resources



JACK JUNG
Massage Therapist



BILL KAIN
Director, Corporate Partnership Sales



STEPHEN KARL
Senior Manager, Season Ticket Account Services



GARRETT KELLY
Account Executive, Season Ticket Account Services



NICK KELLY
Graphic Designer



TAYLOR KELLY
Ticket Sales Logistics & Hospitality Manager



SARAH KITCHEN
Account Executive, Season Ticket Account Services

METS STAFF



ENRIKE KLEVAN
Audio-Visual Systems
Specialist




BRADLEY KLUG
Account Executive,
Season Ticket Account
Services



KENNY KOPERDA
Executive Director, Ticket
Sales & Services



CLAIRE KUENY
Workday Project
Manager




JANINE LABOY-GONZALEZ
Administrative Assistant,
Baseball Operations



DAVID LANG
Analyst, Pitching
Research & Development



JEFF LEBOW
Coordinator, Baseball
Operations



JOE LEFKOWITZ
Manager,
Baseball Systems &
Development



RICHARD LEOCADIO
Coordinator, Priority
Ticketing Fulfillment



MARC LEVINE
Team Photographer



AUSTIN LOCKETT
Account Executive,
New Business
Development



LAUREN LOGIUDICE
Senior Accountant



JUAN LONDONO
Manager, Premium
Sales



DONALD LORA
Help Desk Technician



NICOLE LOSITO
Executive Assistant,
Venue Services
& Operations



ELIZABETH MAHON
Manager, Accounts
Receivable & Payable



JOE MAHON
Coordinator, Building
Operations



KATIE MAHON
Director, Corporate
Partnership Sales



LAURA MAIER
Administrative
Assistant, Ticket Sales
& Services



KEITH McCLOOT
Senior Analyst,
Accounting



JOHN MCKAY
Executive Director,
Security



RICH MCKENNA
Director, Accounting



BRENDAN MCKEON
Director, Production
Technology



DONOVAN MITCHELL
Director, Player Relations
& Community Outreach



ETHAN MITNIK
Coordinator,
Corporate Partnership
Activation

METS STAFF



JOHN MORRIS
Executive Director,
Business Intelligence &
Analytics



CONRADE MURRAY
Manager, Security



JUNE NAPOLI
Manager, Baseball
Administration



TARA NAPOLI
Manager, Venue
Services & Promotions



DOMINIQUE NEIL
Account Executive,
Season Ticket Account
Services



MIKE NEWBY
Manager,
Building Operations



SHANE NOLAN
Payroll Clerk



MATTHEW NOONE
Account Executive,
New Business
Development



EZINNE NWAOGU
Manager, Guest
Experience



PATRICK O'CONNOR
Account Executive, New
Business Development



CHARLIE O'NEILL
Coordinator,
Building Operations



STEPHEN ORŁOWSKI
Account Executive,
Season Ticket
Account Services



JAMIE OZURE
Senior Director,
Season Ticket
Account Services



JAN PADRON
Receiving Coordinator,
Corporate Procurement
& Project Management



MAVERICK PALABASAN
Purchasing Agent,
Corporate Procurement &
Project Management



DANIELLE PARILLO
Executive Director,
External Affairs &
Community Engagement



MICHAEL PARTON
Ticket Portfolio
Manager



JARETT PARVER
Executive Director,
Ticket Operations



TONI PELOSI
Director,
Security



JOSEPH PEREZ
Manager, Premium
Services



ERIC PETERSEN
Director,
Ticket Services



MARY PHELAN-COX
Payroll Supervisor



MARK PHILLIPS
Manager, Group Sales
Support



BRITTANY PINTO
Manager, Corporate
Partnership Activation



WENDY PORTER
Receptionist

METS STAFF



C.J. QUACKENBUSH
Coordinator,
Guest Experience



MICHELLE RACHEK
Manager, Ticket
Services



DOMINIQUE RAMIREZ
Administrative Assistant
& Accounting Clerk



REY RAMIREZ
Systems Administrator



ERIC RAMOS
Executive Director,
Information Technology



EVA RAMSARAN
Senior Director,
Human Resources



SHEILA REHILL
Coordinator, Venue
Services



ABBY RICE
Account Executive, New
Business Development



KAYLA RICE
Coordinator,
Photography & Creative
Services



MIKE RICONDA
Senior Coordinator,
Building Operations



JOSH ROSENMAN
Manager, Graphics



AARON RYLEY
Account Executive,
Group Services



JULIANNA SABRA
Manager, External
Affairs & Community
Engagement



PETER SACHS
Senior Account
Executive, Corporate
Partnership Sales



LUIS SANTIAGO
Account Executive,
Group Sales



JOE SCAROLA
Manager, Video
Operations




HARRIS SCHOENFELD
Director, Marketing



BRIAN SCHUTZMAN
Coordinator, Corporate
Partnerships



COLIN SCHWARZ
Coordinator, Minor
League Information



BENNETT SCIACCA
Coordinator,
Corporate Procurement
& Project Development



DEVON SHERWOOD
Coordinator, Alumni Public
Relations & Team Historian



ROBERT SILVER
Senior Network
Engineer



LINDSAY SILVESTRI
Junior Accountant



JOHN SMAGALA
Assistant, Entertainment &
Productions



CHRIS SORTINO
Manager, Premium
Sales

METS STAFF



LUIS SOTO
Senior Coordinator,
Building Operations




BRIELLE SPERANZINI
Coordinator,
Legal Affairs



KELLY STOCK
Director, Accounting



MAUREEN STOECKLEIN
Performance Nutritionist



EDGARDO SUERO
Coordinator, Office
Services



NICK SURIANI
Account Executive,
New Business
Development




ALAN SURIEL
Assistant,
Communications/
Translator



ROBERT THOMPSON
Coordinator, Security



TOD TILLOTSON
Special Services Clerk



JACOB TITLEBAUM
Account Executive,
New Business Development



ANNA VALLS
Account Executive,
Group Sales



ANTHONY VARIO
Video Editor



BRENDEEN VARASSI
Coordinator, Building
Operations



JOHN VENTIMIGLIA
Senior Director, Assistant
Controller



LAURA VERILLO
Manager,
Broadcasting & Events



JESSICA VILLANELLA
Senior Counsel



VITO VITIELLO
Senior Director,
Entertainment
Marketing & Productions



TIM WALSH
Manager,
Social Media



WAYNE WANG
Analyst, Asian
Development & Sales



TOM WATERMAN
Account Executive,
Season Ticket Account
Services



KAITLYN WAWRYK
Senior Account
Executive, Season
Ticket Account Services



ZACH WEBER
Manager,
Communications



AUBREY WECHSLER
Manager,
Employee Relations



ALEXANDRA WEILLER
Manager, Corporate
Partnership Activation



CASEY WEISS
Coordinator,
Ballpark Operations

METS STAFF



TIM WHANG
Director, Corporate
Partnership Strategy &
Activation



JELANI WHEELER
Coordinator,
Marketing




MICHAEL WICKHAM
Coordinator, Advance
Scouting & Video Replay



THOMAS WIGFALL JR.
Director,
Transportation Services



ETHAN WILSON
Director,
Communications



JAKE WINOWICH
Director,
Group Sales



KRISTIN WOJCIK
Coordinator,
Communications



RYAN WOODLEY
Manager,
Ballpark Operations

STERLING EQUITIES



MIKE TOM
Director, Information
Systems



PETER RYAN
Manager, Technology



NAZARENE PASCUAL
Help Desk Support
Specialist

METROPOLITAN HOSPITALITY AT CITI FIELD

A DESTINATION FOR EVERY OCCASION

Metropolitan Hospitality is the non-gameday event team at Citi Field, which hosted its first event in April, 2009. Hosting events year-round, Citi Field is a unique destination for concerts, sporting events, meetings, trade shows, social events, holiday parties and other business gatherings. There are over 18 unique spaces where you can host intimate events for 50 people or large-scale events for up to 50,000 guests.

Transform your favorite game-day space, whether it is the Foxwoods Club or Delta SKY360° Club, and create the event of your dreams! You can even add Mr. Met, Mrs. Met and a former Mets player to your guest list or use the video boards to enhance your experience. Our dedicated team of professionals will be there every step of the way to ensure your day is a success. For more information visit MetropolitanHospitality.com or call 718-507-FOOD (718-507-3663).

HEATHER COLLAMORE

VICE PRESIDENT, METROPOLITAN HOSPITALITY

- Promoted to vice president of Metropolitan Hospitality in December of 2013.
- Responsible for selling and managing all non-game day events at Citi Field, including: concerts, soccer matches, social events, corporate events, charity events, 5K/races/runs, meetings, trade shows, film/TV/commercial shoots, & large-scale festivals.
- Joined the Mets in 2005 as the assistant to the vice president of corporate sales & partnerships.
- Prior to joining the Mets, spent one year with the Chattanooga Lookouts (AA) in the Southern League as director of promotions - managed the on-field entertainment for each game, as well as oversaw the 2004 Southern League All-Star Game.
- Graduated Phi Beta Kappa with a B.A. in Spanish from Middlebury College.
- Originally from North Andover, MA, Heather currently resides in Westchester, NY with her husband and daughter.





LISA BARBARA
Director,
Event Sales



AMANDA CIERI
Director, Event
Execution & Logistics



JENNY ICE
Senior Manager, Events
Metropolitan
Hospitality



MATT COWAN
Manager, Events
Metropolitan
Hospitality




CATHY MONTALTO
Office Manager,
Assistant to V.P.
Metropolitan
Hospitality



MANNY ORTIZ
Account Executive,
Sales Metropolitan
Hospitality




JAMIE LOGAN
Account Executive,
Sales Metropolitan
Hospitality



RYAN KELLER
Manager, Event
Financial Operations
Metropolitan
Hospitality



CAITLYN MAIO
Coordinator, Events
Metropolitan
Hospitality



DANIELLE DeLUNA
Coordinator, Event
Logistics



KARA TORZULLO
Assistant, Events
Metropolitan Hospitality



SAM NORD-STEPHENS
Sales Development
Representative,
Metropolitan Hospitality



GRACE NAPOLITANO
Sales Development
Representative,
Metropolitan Hospitality



TORI TEDESCHI
Assistant, Events
Metropolitan Hospitality

Citi Field is opening its doors to the public! Join us for a behind the scenes tour of our ballpark, with access to the most exclusive areas, Game day tours and non-game day tours are available.

For more information, visit mets.com/tours

To schedule a private tour:
tours@nymets.com
- or -
718.803.4097

CITI FIELD TOURS



SYRACUSE METS



JASON SMOROL
General Manger



CLINT CURE
Assistant General
Manager



KATHLEEN McCORMICK
Director,
Sales & Marketing



JULIE CARDINALI
Manager, Corporate
Sales



KATIE BERGER
Director, Business
Operations & Merchandise



ANTHONY CIANCHETTA
Director, Multimedia
Production



WILL COMISSO
Director, Ticket Sales



ARNOLD MALLOY
Director, Group Sales



FRANK SANTORO
Director, Finance



GEORGE BROWN
Controller




JEREMY DELEWSKI
Director, Operations



JOHN STEWART
Head Groundskeeper



BILL RYAN
Manager, Luxury Suites
& Hospitality



ERIC GALLANTY
Director, Broadcasting
& Media Relations



MICHAEL TRICARICO
Assistant Director,
Broadcasting & Media
Relations



KYLE FUSSNER
Manager, Community
Relations & Promotions



DANNY TRIPODI
Manager, Social Media
& Graphics



PHOEBE LANGDON
Account Executive,
Group Sales



KATIE BALDWIN
Account Executive,
Group Sales



BILLY SCHOLTEN
Account Executive,
Ticket Sales

FLORIDA OPERATIONS



PAUL TAGLIERI
Executive Director,
Minor League Facilities



TRAEER VAN ALLEN
General Manager,
St. Lucie Mets



SHANNON MURRAY
Staff Accountant



LAUREN DeACETIS
Director, Sales &
Corporate Partnerships



KYLE GLEOCKLER
Director,
Ticketing &
Merchandise



KASEY BLAIR
Director, Group Sales &
Community Relations



JOHN GALLAGHER
Manager,
Food & Beverage
Operations



ADAM MacDONALD
Manager,
Broadcast & Media
Relations



CHRISTINA RIVERA
Accounting Clerk



JOSH SEXTON
Coordinator, Group
Sales



MARISSA KAPPUS
Coordinator, Social
Media & Graphic
Design



MARY O'BRIEN
Executive Assistant



JERRY LANIGAN
Maintenance

KINGSPORT METS



BRIAN PAUPECK
General Manager,
Kingsport Mets

BROOKLYN CYCLONES

PARTNERS & BOARD OF DIRECTORS

FRED WILPON – Chairman & Chief Executive Officer

SAUL B. KATZ – President

JEFF WILPON – Chief Operating Officer

RICHARD WILPON, Partner

MICHAEL KATZ, Partner

DAVID KATZ, Partner

TOM OSTERMAN, Partner

HANK AMON, Partner

FRED WILPON, Chairman

SAUL B. KATZ, President

JEFF WILPON, Executive VP & CEO



STEVE COHEN
Vice President



KEVIN MAHONEY
General Manager



GARY J. PERONE
Assistant General
Manager



BILLY HARNER
Director,
Communications



GREG CONWAY
Director,
Ticketing



CHRISTINA MOORE
Director, Community
Relations



ALYSSA MOREL
Manager, Marketing



OLIVIA PASQUARELLI
Manager, Creative Services



VLADIMIR LIPSMAN
Manager, Operations



SHARON LUNDY
Administrative Assistant
& Community Relations



KING HENRY
Community Group
Manager



TATIANA ISDITH
Senior Accountant



**ANGELA
ANTONELLO-KARLSBERG**
Accounts Payable



TOMMY CARDONA
Partnership
Development



CRAIG COUGHLIN
Account Executive



NICOLE LAMONICA
Premium Sales Manager &
Group Specialist



RAFAEL GUERRERO
Account Executive



JEREMY ALLEN
Account Executive



JOE FERRUCCI
Account Executive



ANTHONY GENNA
Account Executive



RICKY VIOLA
Account Executive



BRYAN WYNN
Account Executive

QUEENS BALLPARK COMPANY

Queens Ballpark Company, L.L.C. has been engaged by the New York City Industrial Development Agency as its agent to develop and operate Citi Field.

OFFICERS

FRED WILPON – Chairman & Chief Executive Officer

SAUL B. KATZ – President

JEFF WILPON – Chief Operating Officer

DAVID P. COHEN – Executive Vice President/General Counsel/Secretary

LOU DEPAOLI – Executive Vice President

ERIC SARETSKY

VICE PRESIDENT

- Construction executive on the development team for the Citi Field project.
- Led the construction management team, including structural, mechanical and other related consultants...Responsible for schedule and overall construction management of the project.
- Continues to oversee current capital improvements to Citi Field and other Mets facilities.
- Manages the capital construction activities for Sterling Equities & Sterling Project Development Group.
- Joined the firm in 1998, notable projects include: Shea Stadium (renovations), The Hospital for Special Surgery, Bear Stearns, MCU Park (Brooklyn Cyclones- initial construction and the restoration after Hurricane Sandy), and the renovation of the Mets spring training facilities in Port St. Lucie, FL.



ANDREW CAIRNS

VICE PRESIDENT

- Project Executive on the development team for Citi Field...Responsible for coordinating the team of architects and design consultants as well as overall project administration and budget.
- Responsible for ongoing capital improvements and enhancements to the facility.
- In addition to his role with the Queens Ballpark Company, Andrew also manages the real estate design and construction activities of Sterling Equities.
- Joined Sterling Equities in March, 1999, and his projects include the development of a 1.3 million square foot high-rise in Manhattan, the historical restoration of Radio City Music Hall, the development of the Brooklyn Cyclones' MCU Ballpark, the renovation and expansion of First Data Field, the Mets spring training facility in Florida, and new offices and studio for SNY.



AND THE NAME IS...

The name Mets was judged by club owner Joan Payson as the one that best met five basic criteria:

1. It met public and press acceptance;
2. It was closely related to the team's corporate name (Metropolitan Baseball Club, Inc);
3. It was descriptive of the Metropolitan area;
4. It had a brevity that delighted copy readers everywhere;
5. It had historical background, referring to the Metropolitans of the 19th century American Association.

Other names considered included Rebels, Skyliners, NYBs, Burros (for the five boroughs), Continentals, Avengers...As well as Jets and Islanders, names that would eventually find their way into the New York sports scene.



MANAGER & COACHES



36

MICKEY CALLAWAY

Manager

OPENING DAY AGE

43

BIRTHDATE

May 13, 1975

BIRTHPLACE

Memphis, TN

RESIDES

Santa Rosa Beach, FL

CONTRACT STATUS

Signed through 2020

COACHING TIMELINE

2008

Texas A&M International
Interim Head Baseball Coach

2010

Cleveland Indians
Lake County (A) Pitching
Coach

2011

Cleveland Indians
Kinston (A) Pitching Coach

2012

Cleveland Indians
Minor League Pitching
Coordinator

2013-2017

Cleveland Indians
Major League Pitching Coach

2018-

New York Mets
Manager

COACHING CAREER

- Was named the 21st manager in New York Mets history on October 23, 2017...Guided the team to a 77-85 record in his first year.
- From 2013 to 2017, he served as the major league pitching coach for the Cleveland Indians under Terry Francona.
- From 2014 to 2017, the Indians pitching staff led the majors in strikeouts...In 2017, the Cleveland pitching staff set a major league record for strikeouts in a single-season (1,614).
- In 2017, the Indians posted a major league-leading 3.30 ERA...Had the second-best ERA in the American League in 2015 and 2016.
- The 2017 Cleveland starting rotation boasted two 18-game winners in Corey Kluber and Carlos Carrasco and one 17-game winner in Trevor Bauer...Kluber won the AL Cy Young Award in 2014 and 2017.
- During Callaway's time in Cleveland from 2013-2017, the Indians 3.65 team ERA was the fourth-best in the majors behind the Dodgers (3.44), Nationals (3.53) and the Cardinals (3.59).
- In 2016, the American League Champion Indians had a team ERA of 3.84 during the regular season (second-best in the AL) en route to winning the American League Central division...In 15 postseason games in 2016, his staff posted a 2.69 ERA.
- In his first season as the Indians pitching coach (2013) they had a 3.82 ERA, nearly a full run lower than the club's 4.78 ERA in 2012.
- Served as the Indians' minor league pitching coordinator in 2012.
- Began his professional coaching career in the Indians organization in 2010 as the pitching coach for the Lake County Captains (A) of the Midwest League...Held the same role with Kinston (A) of the Carolina League in 2011.
- Served as the interim head baseball coach for Texas A&M International in 2008.

PLAYING CAREER

- Callaway was selected in the seventh round of the 1996 First-Year Player Draft by Tampa Bay.
- Made his major league debut on June 12, 1999 with Tampa Bay and played parts of five seasons in the majors with Tampa Bay, Anaheim and Texas from 1999-2004.
- Played 14 seasons professionally from 1996-2009, including three seasons (2005-2007) in Korea and one season (2009) in Taiwan.
- Was a two-time All-Star while playing in Korea.
- Compiled a 4-11 record with a 6.27 ERA in 40 career major league games (20 starts).
- Was part of the Angels World Series Championship team in 2002.
- Named Tampa Bay's Minor League Pitcher of the Year in 2001 and in 2002 with Anaheim...Also named Anaheim's Minor League Pitcher of the Year in 2002.

BACKGROUND

- Michael Christopher Callaway graduated from Germantown (TN) High School in 1993...Was named the Gatorade Tennessee High School Player of the Year in 1992.
- Is named after Hall of Famer Mickey Mantle.
- Was a member of Team USA at the 1992 Goodwill Games.
- Attended the University of Mississippi where he was a three-year letterwinner.
- Finished his three-year career at Ole Miss with a 20-18 record in 61 appearances (36 starts)...Ranks eighth in school history for strikeouts in a career (224).
- Mickey and his wife, Anna, have two daughters.

MAJOR LEAGUE COACHING CAREER

YEAR	CLUB	LEAGUE
2013-2017	Cleveland	American

MANAGERIAL RECORD

YEAR	TEAM	LEAGUE	W-L	PCT.	POS
2018	METS	NATIONAL	77-85	.475	4th

PLAYING CAREER

YEAR	TEAM	W-L	ERA	G	GS	CG	SHO	SV	IP	H	R	ER	HR	HB	BB	SO	WP	BK
1996	Butte (R)	6-2	3.71	16	11	0	0	0	63.0	70	37	26	5	3	25	57	7	0
1997	St. Petersburg (A)	11-7	3.22	28	28	3	0	0	170.2	162	74	61	9	5	39	109	7	7
1998	Durham (AAA)	5-3	4.53	9	8	0	0	0	47.2	49	27	24	6	1	17	19	2	0
	Orlando (AA)	5-6	4.42	18	17	0	0	0	89.2	103	56	44	8	4	44	57	7	2
1999	TAMPA BAY (AL)	1-2	7.45	5	4	0	0	0	19.1	30	20	16	2	0	14	11	1	0
	Durham (AAA)	7-1	4.20	15	15	0	0	0	81.1	86	45	38	5	8	28	56	6	1
	Orlando (AA)	1-1	4.50	2	2	0	0	0	10.0	15	6	5	1	0	2	7	1	0
2000	Durham (AAA)	11-6	5.29	26	20	0	0	0	117.1	151	88	69	11	2	50	64	2	2
2001	TAMPA BAY (AL)	0-0	7.20	2	0	0	0	0	5.0	3	4	4	2	0	2	2	0	0
	Durham (AAA)	11-7	3.07	29	21	2	1	0	129.0	131	50	44	9	5	24	81	7	1
2002	ANAHEIM (AL)	2-1	4.19	6	6	0	0	0	34.1	31	20	16	4	3	11	23	2	0
	Salt Lake (AAA)	9-2	1.68	17	14	1	0	0	91.1	79	26	17	7	1	22	75	5	2
2003	ANAHEIM (AL)	1-4	6.81	17	4	0	0	0	38.1	57	32	29	7	1	16	22	0	0
	TEXAS (AL)	0-3	6.45	6	3	0	0	0	22.1	27	18	16	0	1	8	19	2	0
2003	Salt Lake (AAA)	1-0	2.95	7	4	0	0	0	21.1	22	8	7	1	0	6	10	1	0
2003	Oklahoma (AAA)	2-0	1.59	4	4	0	0	0	17.0	16	6	3	0	0	5	9	2	0
2004	TEXAS (AL)	0-1	7.94	4	3	0	0	0	11.1	18	10	10	2	1	7	9	0	1
	Frisco (AA)	2-0	0.00	2	2	0	0	0	12.0	3	0	0	0	0	4	9	0	0
2005	Hyundai (KBO)	16-9	3.97	32	31	0	0	0	197.1	206	99	87	17	12	54	103	3	0
2006	Hyundai (KBO)	14-7	2.87	27	27	0	0	0	166.1	171	61	53	4	8	35	95	4	0
2007	Hyundai (KBO)	2-6	4.18	11	11	1	0	0	56.0	65	36	26	3	2	22	24	2	0
2008	Laredo (Ind)	2-1	3.00	7	2	0	0	0	18.0	13	6	6	2	0	8	12	1	0
Minor League Totals		71-35	3.58	173	146	6	1	0	850.1	887	423	338	62	29	266	553	47	15
Korean League Totals		32-22	3.56	70	69	1	0	0	419.2	442	196	166	24	22	111	222	9	0
Independent Lg. Totals		2-1	3.00	7	2	0	0	0	18.0	13	6	6	2	0	8	12	1	0
Major League Totals		4-11	6.27	40	20	0	0	0	130.2	166	104	91	17	6	58	86	5	1

METS MANAGERS

YEARS	MANAGER	W-L	PCT
1962-65	Casey Stengel	175-404	.302
1965-67	Wes Westrum	142-237	.375
1967	Salty Parker	4-7	.364
1968-1971	Gil Hodges	339-309	.523
1972-75	Yogi Berra	292-296	.497
1975	Roy McMillan	26-27	.491
1976-77	Joe Frazier	101-106	.488
1977-81	Joe Torre	286-420	.405
1982-83	George Bamberger	81-127	.389
1983	Frank Howard	52-64	.448
1984-1990	Davey Johnson	595-417	.588
1990-91	Bud Harrelson	145-129	.529
1991	Mike Cubbage	3-4	.429
1992-93	Jeff Torborg	85-115	.425
1993-96	Dallas Green	229-283	.447
1996-2002	Bobby Valentine	536-467	.534
2003-04	Art Howe	137-186	.424
2005-08	Willie Randolph	302-253	.544
2008-10	Jerry Manuel	204-213	.489
2011-2017	Terry Collins	551-583	.486
2018-	MICKEY CALLAWAY	77-85	.475





54

CHILI DAVIS

Hitting Coach

OPENING DAY AGE

59

BIRTHDATE

January 17, 1960

BIRTHPLACE

Kingston, Jamaica

RESIDES

Paradise Valley, AZ

APPOINTED

December 9, 2018

CONTRACT STATUS

Signed through 2019

COACHING TIMELINE

2003-2004

Australian Baseball Academy
Hitting Coach

2010

Los Angeles Dodgers
Part-Time Instructor (Fall
Instructional League)

2011

Boston Red Sox
Pawtucket (AAA)
Hitting Coach

2012-2014

Oakland Athletics
Hitting Coach

2015-2017

Boston Red Sox
Hitting Coach

2018

Chicago Cubs
Hitting Coach

2019-

New York Mets
Hitting Coach

COACHING CAREER

- Named the Mets hitting coach on December 9, 2018.
- Was the Cubs' hitting coach during the 2018 season...Chicago's offense produced an NL-best .258 batting average and ranked second with a .333 OBP.
- Coached the Red Sox hitters from 2015-2017, during which time Boston led the majors in runs scored (2,411), tied for the major league lead with a .334 on-base percentage, had the second-best batting average (.268) and ranked third in OPS (.762).
- Was Oakland's hitting coach from 2012-2014...In his first year as Oakland's hitting coach in 2012, the A's increased both their total number of runs scored (+68) and home runs (+81) from the previous year.
- Was the hitting coach for the Pawtucket Red Sox (AAA) in 2011... The team ranked among International League leaders in OBP (third, .335), runs scored (third, 657) and home runs (fifth, 132).
- Served as a part-time instructor in the Dodgers Fall Instructional League in 2010.
- Started his professional coaching career as hitting coach for the Australian Baseball Academy in 2003-04.

PLAYING CAREER

- Played 19 major league seasons with the Giants (1981-87), Angels (1988-90, 1993-96), Twins (1991-92), Royals (1997) and Yankees (1988-99)...San Francisco originally drafted him in the 11th round of the 1977 June Amateur Draft.
- Made his major league debut on April 10, 1981, and was the first Jamaican-born player to reach the majors.
- The switch-hitting outfielder reached the postseason four times and won three World Series championships with the Twins in 1991 and the Yankees in 1998-99.
- Compiled a .274 average (2,380-8,673) with 424 doubles, 30 triples, 350 homers, 1,372 RBI and a .360 on-base percentage in 2,436 games.

BACKGROUND

- Charles Theodore "Chili" Davis graduated from Dorsey (CA) High School.
- Is married to his wife, Ann.

MAJOR LEAGUE COACHING CAREER

YEAR	CLUB	LEAGUE
2012-2014	Oakland	American
2015-2017	Boston	American
2018	Chicago	National
2019-	METS	NATIONAL

PLAYING CAREER

YEAR	CLUB	AVG	G	AB	R	H	2B	3B	HR	RBI	SH	SF	HBP	BB	SO	SB	CS	SLG	OBP	E
1978	Cedar Rapids (A)	.281	124	424	63	119	18	5	16	73	2	1	4	36	103	15	7	.460	.342	25
1979	Fresno (A)	.269	134	490	91	132	24	5	21	95	4	7	3	80	91	30	4	.467	.371	20
1980	Shreveport (AA)	.294	129	442	50	130	30	4	12	67	3	7	3	52	94	19	18	.462	.367	12
1981	SAN FRANCISCO (NL)	.133	8	15	1	2	0	0	0	0	0	0	0	1	2	2	0	.133	.188	0
	Phoenix (AAA)	.350	88	334	76	117	16	6	19	75	0	2	3	46	54	40	12	.605	.431	6
1982	SAN FRANCISCO (NL)	.261	154	641	86	167	27	6	19	76	7	6	2	45	115	24	13	.410	.308	12
1983	SAN FRANCISCO (NL)	.233	137	486	54	113	21	2	11	59	3	9	0	55	108	10	12	.352	.305	9
	Phoenix (AAA)	.295	10	44	12	13	2	0	2	9	0	1	1	4	6	5	0	.477	.360	2
1984	SAN FRANCISCO (NL)	.315	137	499	87	157	21	6	21	81	2	2	1	42	74	12	8	.507	.368	9
1985	SAN FRANCISCO (NL)	.270	136	481	53	130	25	2	13	56	1	7	0	62	74	15	7	.412	.349	6
1986	SAN FRANCISCO (NL)	.278	153	526	71	146	28	3	13	70	2	5	1	84	96	16	13	.416	.375	9
1987	SAN FRANCISCO (NL)	.250	149	500	80	125	22	1	24	76	0	4	2	72	109	16	9	.442	.344	7
1988	CALIFORNIA (AL)	.268	158	600	81	161	29	3	21	93	1	10	0	56	118	9	10	.432	.326	19
1989	CALIFORNIA (AL)	.271	154	560	81	152	24	1	22	90	3	6	0	61	109	3	0	.436	.340	6
1990	CALIFORNIA (AL)	.265	113	412	58	109	17	1	12	58	0	3	0	61	89	1	2	.398	.357	3
1991	MINNESOTA (AL)	.277	153	534	84	148	34	1	29	93	0	4	1	95	117	5	6	.507	.385	0
1992	MINNESOTA (AL)	.288	138	444	63	128	27	2	12	66	0	9	3	73	76	4	5	.439	.386	0
1993	CALIFORNIA (AL)	.243	153	573	74	139	32	0	27	112	0	0	1	71	135	4	1	.440	.327	0
1994	CALIFORNIA (AL)	.311	108	392	72	122	18	1	26	84	0	6	1	69	84	3	2	.561	.410	0
1995	CALIFORNIA (AL)	.318	119	424	81	135	23	0	20	86	0	9	0	89	79	3	3	.514	.429	0
1996	CALIFORNIA (AL)	.292	145	530	73	155	24	0	28	95	1	6	0	86	99	5	2	.496	.387	0
1997	KANSAS CITY (AL)	.279	140	477	71	133	20	0	30	90	0	4	1	85	96	6	3	.509	.386	0
1998	NEW YORK (AL)	.291	35	103	11	30	7	0	3	9	0	1	0	14	18	0	1	.447	.373	0
	Columbus (AAA)#	.364	6	22	4	8	1	0	0	3	0	0	1	4	3	0	0	.409	.481	0
	Norwich (AA)#	.243	11	37	2	9	3	0	1	5	0	0	1	9	7	0	0	.405	.404	0
1999	NEW YORK (AL)	.269	146	476	59	128	25	1	19	78	0	3	2	73	100	4	1	.445	.366	0
Minor League Totals		.294	502	1793	298	528	94	20	71	327	9	18	16	231	358	109	41	.488	.377	65
Major League Totals		.274	2436	8673	1240	2380	424	30	350	1372	20	94	15	1194	1698	142	98	.451	.360	80

BIG INNINGS

The biggest inning in Mets history took place on April 29, 2016 when the Mets scored 12 runs in the third inning vs. San Francisco at Citi Field.

12-Run Inning

April 29, 2016 vs. San Francisco (3rd Inning)

Yoenis Céspedes set a franchise record with six RBI in one inning. He had a two-run single in his first at-bat in the inning and later added a grand slam off Mike Broadway. New York had eight hits in the frame and drew four walks. Michael Conforto had two hits and two RBI in the inning and Asdrubal Cabrera added a two-run double.

11-Run Inning

July 16, 2006 at Chicago-NL (6th Inning)

The inning started with Chris Woodward flying out to center. The next three batters reached before Cliff Floyd hit the team's first grand slam of the inning, giving New York a 6-5 lead. Six batters later, Carlos Beltran connected on New York's second slam of the inning. The frame featured eight hits and two Chicago errors. The Mets sent a club-record 16 batters to the plate.



10

GARY DISARCINA

Third Base Coach

OPENING DAY AGE

51

BIRTHDATE

November 19, 1967

BIRTHPLACE

Malden, MA

RESIDES

Boston, MA

APPOINTED

November 15, 2017

CONTRACT STATUS

Signed through 2019

COACHING TIMELINE

2007-2010

Boston Red Sox
Lowell (A) Manager (2007-09)
Minor League Infield
Coordinator (2010)

2012

Los Angeles Angels
Field Coordinator

2013

Boston Red Sox
Pawtucket (AAA) Manager

2014-2016

Los Angeles Angels
Third Base Coach (2014-15)
First Base Coach (2016)

2017

Boston Red Sox
Bench Coach

2018-

New York Mets
Bench Coach (2018)
Third Base Coach (2019)

COACHING/FRONT OFFICE CAREER

- Was named the New York Mets bench coach on November 15, 2017...Moved to third base coach following the 2018 season.
- Served as the bench coach for the American League East Division champion Boston Red Sox in 2017...In addition to his role as bench coach, DiSarcina coordinated Boston's Spring Training...Coached on the same team as Mets executive Ruben Amaro Jr.
- Spent eight seasons in the Red Sox organization as a player, coach, manager or front office member.
- Worked on Mike Scioscia's staff with the Angels from 2014-2016... Served as the third base coach in 2014 and 2015 before serving as the first base coach in 2016.
- Managed four years in Boston's organization from 2007-2009 and 2013...Managed Lowell (A) of the New York-Penn League from 2007-2009 and Pawtucket (AAA) of the International League in 2013.
- Posted a winning record in each of his four seasons as a minor league manager and led the clubs to divisional titles in 2008, 2009 and 2013.
- Following his 2013 campaign with Pawtucket, was named *Baseball America's* Minor League Manager of the Year.
- Served as the Los Angeles Angels' field coordinator in 2012 after holding the title of Special Assistant to the General Manager for the organization in 2011.
- Was Boston's minor league infield coordinator in 2010 and a Baseball Operations consultant in 2006.
- Served on the coaching staff for Team Italy during the 2006 World Baseball Classic.

PLAYING CAREER

- Spent his entire 12-year major league career with the Angels from 1989-2000 after being selected by the team in the sixth-round of the 1988 June First-Year Player Draft.
- Posted a .258 career batting average in 1,086 major league games... Was an All-Star in 1995 and was the team MVP in 1998.
- Made 1,056 of his starts at shortstop and played no other position from 1992-2000.
- After missing most of the 2000 season and all of 2001 due to injury, his final season came in 2002 when he appeared in 35 games with Pawtucket.

BACKGROUND

- Gary Thomas DiSarcina attended Billerica (MA) Memorial High School.
- Attended the University of Massachusetts from 1986-1988...Was a career .336 hitter in his time at UMass.
- Inducted into the UMass Athletic Hall of Fame in 2005.
- After retiring as a player, operated DiSarcina Baseball Academy in his hometown of Billerica, MA.
- Served as an analyst for NESN's pre-and-post game Red Sox coverage from 2005-2006.
- Resides in Boston with his two children, Carlee and Gary Jr.

MANAGERIAL CAREER

YEAR	TEAM	LEAGUE	W-L	PCT.	POS
2007	Lowell (Boston)	New York-Penn	40-36	.526	2nd
2008	Lowell (Boston)	New York-Penn	40-33	.548	1st
2009	Lowell (Boston)	New York-Penn	45-30	.600	1st
2013	Pawtucket (Boston)	International	80-63	.559	1st
Minor League Totals			205-162	.559	

MAJOR LEAGUE COACHING CAREER

YEAR	TEAM	LEAGUE
2014-2016	Los Angeles	American
2017	Boston	American
2018-	METS	NATIONAL

PLAYING CAREER

YEAR	TEAM	AVG	G	AB	R	H	2B	3B	HR	RBI	SH	SF	HBP	BB	SO	SB	CS	SLG	OBP	E
1988	Bend (A)	.305	71	295	40	90	11	5	2	39	4	4	2	27	34	7	4	.397	.363	27
1989	Midland (AA)	.286	126	441	65	126	18	7	4	54	7	5	4	24	54	11	6	.385	.325	30
	CALIFORNIA (AL)	---	2	0	0	0	0	0	0	0	0	0	0	0	0	0	0	---	---	0
1990	Edmonton (AAA)	.212	97	330	46	70	12	2	4	37	5	2	4	25	46	5	3	.297	.274	24
	CALIFORNIA (AL)	.140	18	57	8	8	1	1	0	0	1	0	0	3	10	1	0	.193	.183	4
1991	Edmonton (AAA)	.310	119	390	61	121	21	4	4	58	4	3	9	29	32	16	5	.415	.369	20
	CALIFORNIA (AL)	.211	18	57	5	12	2	0	0	3	2	0	2	3	4	0	0	.246	.274	4
1992	CALIFORNIA (AL)	.247	157	518	48	128	19	0	3	42	5	3	7	20	50	9	7	.301	.283	25
1993	CALIFORNIA (AL)	.238	126	416	44	99	20	1	3	45	5	3	6	15	38	5	7	.313	.273	14
1994	CALIFORNIA (AL)	.260	112	389	53	101	14	2	3	33	10	2	2	18	28	3	7	.329	.294	9
1995	CALIFORNIA (AL)	.307	99	362	61	111	28	6	5	41	7	3	2	20	25	7	4	.459	.344	6
1996	CALIFORNIA (AL)	.256	150	536	62	137	26	4	5	48	16	1	2	21	36	2	1	.347	.286	20
1997	ANAHEIM (AL)	.246	154	549	52	135	28	2	4	47	8	5	4	17	29	7	8	.326	.271	15
1998	ANAHEIM (AL)	.287	157	551	73	158	39	3	3	56	12	3	8	21	51	11	7	.385	.321	14
1999	Lake Elsinore (A)	.083	4	12	0	1	0	0	0	0	1	0	0	1	0	0	0	.083	.154	1
	Erie (AA)	.300	5	20	1	6	0	0	0	2	0	0	0	0	4	0	2	.300	.300	0
	ANAHEIM (AL)	.229	81	271	32	62	7	1	1	29	9	1	2	15	32	2	2	.273	.273	15
2000	ANAHEIM (AL)	.395	12	38	6	15	2	0	1	11	2	0	1	1	3	0	1	.526	.425	5
2001	Did Not Play - Injured																			
2002	Pawtucket (AAA)	.243	35	144	23	35	11	2	1	9	2	2	4	8	15	0	1	.368	.297	3
Minor League Totals		.275	457	1632	236	449	73	20	15	199	23	16	23	114	185	39	21	.372	.328	105
Major League Totals		.258	1086	3744	444	966	186	20	28	355	77	21	36	154	306	47	44	.341	.292	131

METS FAMILY

The following is a list of Mets players who have played 10 or more years with the club:

Player	Number of Years	Years
Ed Kranepool.....	18	1962-1979
David Wright.....	15	2004-2018
John Franco.....	14	1990-2004
Bud Harrelson.....	13	1965-1977
Jerry Grote.....	12	1966-1977
Cleon Jones.....	12	1963-1975
Tom Seaver.....	12	1967-1977; 1983
Craig Swan.....	12	1973-1984
Ron Hodges.....	12	1973-1984
Jerry Koosman.....	12	1967-1978
José Reyes.....	12	2003-2011, 2016-2018
Dwight Gooden.....	11	1984-1994



58

DAVE EILAND

Pitching Coach

OPENING DAY AGE
52

BIRTHDATE
July 5, 1966

BIRTHPLACE
Dade City, FL

RESIDES
Wesley Chapel, FL

APPOINTED
November 15, 2017

CONTRACT STATUS
Signed through 2020

COACHING TIMELINE

2003-2004

New York Yankees
Staten Island (A) Pitching Coach

2005-2006

New York Yankees
Trenton (AA) Pitching Coach

2007

New York Yankees
Scranton/Wilkes-Barre (AAA)
Pitching Coach

2008-2010

New York Yankees
Pitching Coach

2012-2017

Kansas City Royals
Pitching Coach

2018-

New York Mets
Pitching Coach

COACHING/FRONT OFFICE CAREER

- Named the Mets pitching coach on November 15, 2017.
- In his first season with New York, Mets starters, including NL Cy Young Award winner Jacob deGrom, set the club record with 9.2 strikeouts per nine innings, breaking the old mark by over 1.0 K/9 (the 2017 Mets starters fanned 8.1 per nine innings).
- The 2018 Mets rotation ranked sixth in the majors with a 3.54 ERA.
- Served as the pitching coach for Kansas City from 2012-2017.
- The Royals ranked in the top five in bullpen ERA among American League clubs from 2012-2016...The club's 3.04 bullpen ERA in that time was the lowest in MLB.
- In 2015, the Kansas City bullpen set a franchise record with 56 saves...The Royals' bullpen finished second in MLB with a 2.72 ERA.
- Under his direction, the Royals' pitching staff led the American League in ERA in 2013 with a 3.45 mark...It was Kansas City's lowest ERA since 1978 and first ERA title since 1986.
- Spent 2011 in the Tampa Bay Rays organization as a special assistant to Executive VP of Baseball Operations Andrew Freedman.
- Served as the New York Yankees major league pitching coach for three seasons from 2008-2010, including the 2009 World Championship club.
- Led the Yankees pitching staff to improvements in club ERA over each of his three seasons in New York.
- Began his coaching career in 2003 as the pitching coach with the Staten Island Yankees (A) of the New York-Penn League.
- Also served as a pitching coach at Trenton (AA) of the Eastern League from 2005-2006 and Scranton/Wilkes Barre (AAA) of the International League in 2007.

PLAYING CAREER

- Appeared in 92 major league games, including 70 starts over 10 seasons with the New York Yankees (1988-1991), San Diego Padres (1992-1993, 1995) and Tampa Bay Devil Rays (1998-2000)... Compiled a 12-27 career record with a 5.74 ERA
- Two Tommy John surgeries led to his retirement in 2002.
- Selected by the Yankees in the seventh-round of the 1987 June Draft.
- Was both the Yankees Minor League Pitcher of the Year and the International League Pitcher of the Year in 1990.
- Is the only player in major league history to hit a homer in his first career at-bat (off of Bob Ojeda) and surrender one to the first batter he faced (Paul Molitor).

BACKGROUND

- David William Eiland graduated from Zephyrhills High School (FL) where he played baseball, football, basketball and golf...Had his baseball number retired at Zephyrhills.
- Began his collegiate career at the University of Florida in 1985, originally to play football for the Gators, before transferring to the University of South Florida in 1986 to play baseball.
- Earned All-Sun Belt Honors and was a pre-season All-American in 1986.
- In 1999, he served as a consultant as well as a body double for Kevin Costner in the film *For the Love of the Game*.
- Inducted into the International League's Hall of Fame in 2012.
- Is active in charity work with the Pediatric Cancer Foundation.
- In 2016 Honored with the Ted Williams Leadership Award by the Ted Williams Museum in Tampa, FL.
- Dave and his wife, Sandra, make their home in Wesley Chapel, FL... They have two daughters, Nicole and Natalie.

MAJOR LEAGUE COACHING CAREER

YEAR	TEAM	LEAGUE
2008-2010	New York	American
2012-2017	Kansas City	American
2018-	METS	NATIONAL

PLAYING CAREER

YEAR	TEAM	W-L	ERA	G	GS	CG	SHO	SV	IP	H	R	ER	HR	HB	BB	SO	WP	BK
1987	Fort Lauderdale (A)	5-3	1.88	8	8	4	1	0	62.1	57	17	13	0	0	8	28	1	1
	Oneonta (A)	4-0	1.84	5	5	0	0	0	29.1	20	6	6	1	0	3	16	2	0
1988	NEW YORK (AL)	0-0	6.39	3	3	0	0	0	12.2	15	9	9	6	2	4	7	0	0
	Columbus (AAA)	1-1	2.59	4	4	0	0	0	24.1	25	8	7	4	1	6	13	1	0
1989	Albany-Colonie (AA)	9-5	2.56	18	18	7	2	0	119.1	95	39	34	8	1	22	66	2	0
	NEW YORK (AL)	1-3	5.77	6	6	0	0	0	34.1	44	25	22	5	2	13	11	0	0
1990	Columbus (AAA)	9-4	3.76	18	18	2	0	0	103.0	107	47	43	10	1	21	45	1	1
	NEW YORK (AL)	2-1	3.56	5	5	0	0	0	30.1	31	14	12	2	0	5	16	0	0
1991	Columbus (AAA)	16-5	2.87	27	26	11	3	0	175.1	155	63	56	8	1	32	96	2	2
	NEW YORK (AL)	2-5	5.33	18	13	0	0	0	72.2	87	51	43	10	3	23	18	0	0
1992	Columbus (AAA)	6-1	2.40	9	9	2	0	0	60.0	54	22	16	5	2	7	18	1	0
	SAN DIEGO (NL)	0-2	5.67	7	7	0	0	0	27.0	33	21	17	1	0	5	10	0	1
1993	Las Vegas (AAA)	4-5	5.23	14	14	0	0	0	63.2	78	43	37	4	0	11	31	0	0
	SAN DIEGO (NL)	0-3	5.21	10	9	0	0	0	48.1	58	33	28	5	1	17	14	1	0
1994	Charlotte (AAA)	1-3	5.30	8	8	0	0	0	35.2	42	22	21	8	1	12	13	0	0
	Okla. City (AAA)	3-1	4.29	7	7	1	0	0	35.2	39	18	17	1	1	9	15	0	0
1995	Columbus (AAA)	9-6	3.58	26	26	0	0	0	140.2	141	72	56	12	1	33	84	2	0
	NEW YORK (AL)	1-1	6.30	4	1	0	0	0	10.0	16	10	7	1	1	3	6	1	0
1996	Columbus (AAA)	8-7	3.14	19	18	1	1	0	109.0	109	44	38	0	3	22	62	1	0
	Louisville (AAA)	0-1	5.55	8	6	0	0	0	24.1	27	17	15	2	2	8	17	0	0
1997	Columbus (AAA)	8-4	2.92	15	15	3	0	0	92.1	77	37	30	9	2	13	76	2	0
	Tampa (A)	4-2	6.64	13	11	0	0	0	62.1	80	47	46	8	0	14	43	0	0
1998	GCL Yankees (R)	1-0	3.75	3	3	0	0	0	12.0	11	5	5	0	0	0	11	0	0
	TAMPA BAY (AL)	0-1	9.00	2	1	0	0	0	7.0	12	8	7	0	0	0	5	0	0
1999	Durham (AAA)	0-1	20.25	1	1	0	0	0	2.2	6	6	6	0	0	3	1	0	0
	TAMPA BAY (AL)	4-8	5.60	21	15	0	0	0	80.1	98	59	50	8	3	27	53	2	1
2000	Durham (AAA)	5-3	3.36	10	10	0	0	0	59.0	60	26	22	7	1	9	46	0	0
	TAMPA BAY (AL)	2-3	7.24	17	10	0	0	0	54.2	77	46	44	8	4	18	17	1	0
2000	Durham (AAA)	2-1	4.63	4	4	0	0	0	23.1	31	13	12	2	0	3	10	0	0
	Orlando (AA)	1-0	1.59	2	2	0	0	0	11.1	7	3	2	2	1	1	8	0	0
Minor League Totals		109-58	3.42	248	241	33	8	0	1421.2	1404	627	540	104	19	261	815	17	4
Major League Totals		12-27	5.74	92	70	0	0	0	373.0	465	274	238	46	16	118	153	5	2

LONGEST TEAM SCORELESS STREAKS

The club record for consecutive shutout innings is 42.0, held by the 1969 World Champions from September 23-September 28 as they were gearing up for the playoffs...Included in that streak were six shutout frames vs. St. Louis on September 23, a complete game victory by Gary Gentry over the Cards on September 24, complete game wins by Jerry Koosman and Tom Seaver at Philadelphia on September 26 and 27 and a 2-0 victory over the Phillies on September 28...Just a few weeks earlier, the same Mets pitching staff had tossed 36.0 straight shutout innings from September 10-September 13...The longest the Mets have ever been held scoreless is 39.0 innings, from September 11-September 15, 1963.

TEAM SCORELESS STREAKS

42.0 innings — September 23-September 28, 1969

36.0 innings — September 10-September 13, 1969

35.0 innings — May 25-May 28, 2010



59

CHUCK HERNÁNDEZ

Bullpen Coach

OPENING DAY AGE

58

BIRTHDATE

November 11, 1960

BIRTHPLACE

Tampa, FL

RESIDES

Tampa, FL

APPOINTED

December 9, 2018

CONTRACT STATUS

Signed through 2019

COACHING TIMELINE

1985

Chicago White Sox
GCL White Sox (R) Pitching Coach

1986-1996

California Angels
Palm Springs (A) (1986)
Midland (AA) (1987)
Edmonton (AAA) (1988-90)
Roving Pitching Instructor (1991)
Major League
Pitching Coach (1992-96)

1997-2005

Tampa Bay Rays
Minor League Pitching
Coordinator
(1997-2003)
Major League
Pitching Coach (2004-05)

2006-2008

Detroit Tigers
Pitching Coach

2009

Cleveland Indians
Bullpen Coach

2010

Philadelphia Phillies
GCL Phillies (R) Pitching Coach

2011-2012

USF
Assistant Coach

COACHING CAREER

- Chuck Hernández was named the New York Mets bullpen coach on December 9, 2018.
- Spent the last three seasons in the Atlanta Braves organization including the last two as the team's Major League Pitching Coach.
- The 2019 season will mark his 34th season as a coach.
- Served as the Marlins pitching coach from 2013-2015 where he guided the staff to its two best single-season ERA finishes in franchise history in 2013 (3.71) and 2014 (3.78).
- Spent 2011-2012 as an assistant coach at the University of South Florida.
- Served as pitching coach for the GCL Phillies in the 2010 season and helped guide the Club to a 3.44 team ERA and a GCL title.
- Spent the 2009 campaign as the bullpen coach for the Cleveland Indians.
- From 2006-2008, he served as pitching coach for the Detroit Tigers...In his first season, he handled a staff that included AL Rookie of the Year Justin Verlander as the team compiled a 3.84 ERA and reached the World Series.
- Was with the Tampa Bay Rays for nine seasons, serving as the Major League pitching coach in 2004 and 2005, and the minor league pitching coordinator in the Rays' minor league system from 1997-2003.
- Spent 11 seasons (1986-96) as a Major and Minor League coach with the California Angels, serving time with Single-A Palm Springs (1986), Double-A Midland (1987) and Triple-A Edmonton (1988-90)... Also served as a roving pitcher instructor in 1991...Joined the Major League staff in 1992 and was named as pitching coach at just 31 years of age.
- Began his minor league coaching career in 1985 with the Gulf Coast White Sox.

PLAYING CAREER

- Pitched for five years in the minor leagues with New York-AL (1979-83) and Chicago-AL (1983).
- Drafted by the Oakland A's in the 28th round of the 1978 First-Year Player Draft, but did not sign. The following season, was selected in the first round (25th overall) by the New York Yankees out of Hillsborough Community College (FL).

BACKGROUND

- Carlo "Chuck" Amado Hernández and his wife Donna have two sons, CJ and Cody, and reside in Tampa, FL.
- Chuck and his wife have worked with country music star Charlie Daniels for the last 15 years supporting Angelus Homes in Hudson, FL...The homes are designed to allow adults with physical challenges the opportunity to work on life and personal skills.

2013-2015

Miami Marlins
Pitching Coach

2016-2018

Atlanta Braves
Minor League Pitching Coordinator
(2016)
Pitching Coach (2017-18)

2019-

New York Mets
Bullpen Coach

MAJOR LEAGUE COACHING CAREER

YEAR	CLUB	LEAGUE	YEAR	CLUB	LEAGUE
1992-1996	Los Angeles	American	2013-2015	Miami	National
2004-2005	Tampa Bay	American	2016-2018	Atlanta	National
2006-2008	Detroit	American	2019-	NEW YORK	NATIONAL

PLAYING CAREER

YR	CLUB	W-L	ERA	G	GS	CG	SHO	SV	IP	H	R	ER	HR	HB	BB	SO	WP	BK
1979	Fort Lauderdale (A)	5-7	2.56	20	16	4	2	0	95.0	73	34	27	1	7	84	63	5	0
1980	Greensboro (A)	4-6	6.16	17	14	1	0	0	73.0	64	58	50	3	5	73	57	1	4
	Fort Lauderdale (A)	0-1	18.00	1	1	0	0	0	2.0	2	4	4	0	1	4	1	2	0
1981	Greensboro (A)	1-1	3.18	5	4	0	0	0	17.0	19	11	6	0	1	16	13	2	0
	Oneonta (A)	4-2	4.50	11	10	2	1	0	50.0	46	33	25	4	3	56	53	8	1
1982	Fort Lauderdale (A)	6-9	3.83	18	18	4	2	0	115.0	99	55	49	9	3	64	58	6	2
1983	Nashville (AA)	1-2	6.00	5	5	0	0	0	24.0	27	19	16	2	1	17	14	3	1
	Appleton (A)	6-5	4.41	15	15	1	0	0	83.2	79	45	41	7	2	47	73	4	2
Minor League Totals		27-33	4.27	92	83	12	5	0	459.2	409	259	218	26	23	361	332	31	10

HERNÁNDEZ, CHUCK

ALL-TIME COACHES

Acta, Manny2005-2006	Herzog, Whitey1966	Robinson, Bill1984-1989
Alicea, Luis2009	Hiller, Chuck1990	Robinson, Sheriff..... 1964-1967, 1972
Aguayo, Luis2008	Hornsby, Rogers 1962	Robson, Tom 1997-2000,2002
Alomar, Sandy, Sr.....2005-2009	Hoscheit, Vern 1984-1987	Roessler, Pat 2015-2018
Amaro Jr., Ruben 2018	Hough, Charlie2001-2002	Rojas, Cookie..... 1997-2000
Apodaca, Bob1996-1999	Howard, Frank 1982-1984,1994-1996	Roessler Pat 2015-2018
Baylor, Don2003-2004	Hudgens, Dave..... 2011-2014	Ruffing, Red.....1962
Benedict, Bruce1997-1999	Jackson, Al1999-2000	Ruhle, Vern2003
Bones, Ricky 2012-2018	Johnson, Darrell.....1993	Scott, Dick..... 2016-2017
Berra, Yogi 1965-1971	Johnson, Deron.....1981	SHERLOCK, GLENN.....2017-
Brantley, Mickey.....1999	Johnson, Howard .. 2007-2010	Shines, Razor2009-2010
Burgess, Tom 1977	Johnson, Lamar.....2014	Silverio, Nelson2004
Cavaretta, Phil1975-1978	Kress, Red.....1962	Sisler, Dick..... 1979-1980
Chambliss, Chris2002	Landestoy, Rafael1996	SLATER, TOM.....2018-
Conti, Guy2005-2008	La Roche, Dave 1992-1993	Sommers, Dennis 1977-1978
Cottier, Chuck..... 1979-1981	Lavagetto, Cookie.. 1962-1963	Spahn, Warren1965
Cubbage, Mike1990-1996	Long, Kevin..... 2015-2017	Spencer, Tom 1991
Debus, Jon2011	Lopez, Juan 2002-2003	Staub, Rusty 1982*
DiSARCINA, GARY..... 2018-	Manuel, Jerry2005-2008	Stearns, John 2000-2001
Down, Rick2005-2007	Maxvill, Dal 1978	Stephenson, John .. 1992-1993
Dusan, Gene1983	Mays, Willie..... 1974-1979	Stottlemire, Mel..... 1984-1993
Edwards, Doc..... 1990-1991	McCraw, Tom 1992-1996	Swisher, Steve 1994-1996
EILAND, DAVE 2018-	McCullough, Clyde.....1963	Tim Teufel 2012-2016
Engle, Dave2001-2002	McMillan, Roy.....1973-1976	Valentine, Bobby1983-1985
Floyd, Bobby2001, 2004	Monbouquette, Bill.... 1982-1983	Waits, Rick2003
Foote, Barry..... 1992-1993	Murphy, John 1967	Walker, Rube 1968-1981
Frey, Jim 1982-1983	Natera, Luis 2014	Wallace, Dave1999-2000
Galante, Matt..... 2002-2004	Niemann, Randy.....1997-1999,2001-2002, 2009-2010	Walling, Denny2003-2004
Geren, Bob 2012-2015	Nieto, Tom.....2008	Warthen, Dan 2008-2017
Gibson, Bob.....1981	Oberkfell, Ken..... 2008, 2011	Westrum, Wes..... 1964-1965
Goodwin, Tom2012-2017	Parker, Salty 1967	White, Ernie1963
Haddix, Harvey 1966-1967	Pavlick, Greg..... 1985-1986,1988-1991, 1994-1996	Wilson, Mookie.....1997-2002,2011
Hale, Chip2009-2011	Perlozzo, Sam1987-1989	Wine, Bobby..... 1993-1996
Harder, Mel1964	Peterson, Rick.....2004-2008	Yost, Ed..... 1968-1975
Harrelson, Bud1982,1985-1990	Pettis, Gary2003-2004	
Heffner, Don.....1964-1965	Pignatano, Joe..... 1968-1981	
Hemus, Solly 1962-1963		
Henderson, Rickey..... 2007		

* Player Coach



50

JIM RIGGLEMAN

Bench Coach

OPENING DAY AGE

66

BIRTHDATE

November 9, 1952

BIRTHPLACE

Fort Dix, NJ

RESIDES

Madeira Beach, FL

APPOINTED

November 26, 2018

CONTRACT STATUS

Signed through 2019

COACHING TIMELINE

1981-90

St. Louis Cardinals
Arkansas (AA) Coach (1981)
St. Petersburg (A) Manager
(1982-1984)
Arkansas (AA) Manager
(1985-1988)
First Base Coach (1989-1990)

1991-1994

San Diego Padres
Las Vegas (AAA)
Manager (1991-1992)
Major League Manager
(1992-1994)

1995-1999

Chicago Cubs
Manager

2000

Cleveland Indians
Third Base Coach

2001-2004

Los Angeles Dodgers
Bench Coach

2005-2007

St. Louis Cardinals
Minor League Field Coordinator

2008

Seattle Mariners
Bench Coach/Interim Manager

COACHING CAREER

- Named the Mets bench coach on November 26, 2018.
- The 2019 season will be his 46th in pro baseball...Has spent all or part of 13 seasons managing at the major league level.
- Was named interim manager of the Cincinnati Reds on April 19, 2018...After taking over as manager of a club that started the season 3-15, Riggleman led the Reds to a 64-80 record.
- Spent the 2012-2018 seasons with Cincinnati, beginning as a minor league manager at Pensacola (AA) before serving as the skipper for Louisville (AAA) from 2013-2014...Was the Reds third base coach in 2015 and was the bench coach for the 2016-2018 seasons before being named interim manager.
- Joined the Washington Nationals as their bench coach in 2009... Was named interim manager on July 13, 2009 and remained the club's manager until the 2011 season.
- Began the 2008 season as Seattle's bench coach...Was named the Mariners' interim manager on June 19, 2008.
- Was the Minor League Field Coordinator for the Cardinals' system from 2005-2007...Also served a stint as the club's farm director.
- With the Dodgers, served as Jim Tracy's bench coach for four seasons (2001-2004).
- Coached third base for the Cleveland Indians in 2000.
- Was on Felipe Alou's National League coaching staff for the 1995 All-Star Game in Texas and on Bruce Bochy's NL staff for the 1999 All-Star Game in Boston.
- Was the manager of the Chicago Cubs from 1995-1999...In 1998, led the Cubs to a wild card berth, managing the team to its first postseason since 1989.
- Managed at Las Vegas, the Padres' Triple-A affiliate, from 1991-1992...Skipped the final 12 games of the 1992 season for the Padres in the majors...Retained that role for the 1993 and 1994 seasons.
- Was the Cardinals' Major League first base coach from 1989-1990.
- Managed for seven seasons in the Cardinals minor league system, spending three years with Single-A St. Petersburg (1982-1984) and four seasons with Double-A Arkansas (1985-1988).
- Began his coaching career with Arkansas (AA) of the Texas League in 1981.

2009-2011

Washington Nationals
Bench Coach/Interim
Manager (2009)
Manager (2010-2011)

2012-2018

Cincinnati Reds
Pensacola (AA) Manager
(2012)
Louisville (AAA) Manager
(2013-2014)
Third Base Coach (2015)
Bench Coach (2016-2018)
Interim Manager (2018)

2019-

**New York Mets
Bench Coach**

PLAYING CAREER

- Was selected by the Dodgers in the fourth round of the June 1974 Amateur Draft.
- Played 8 minor league seasons as both an infielder and outfielder...Was a Texas League All-Star in 1980.
- Batted .268 with 76 home runs in 774 minor league games.

BACKGROUND

- Jim Riggleman graduated from Richard Montgomery High School in Maryland.
- Attended Frostburg State University, located about 140 miles from Washington, D.C., where he earned a bachelor's degree in physical education...Is enshrined in Frostburg State's Athletic Hall of Fame.
- Has a son, Jon, and granddaughter, Lily.

MAJOR LEAGUE COACHING CAREER

YEAR	CLUB	LEAGUE
1989-1990	St. Louis	National
2000	Cleveland	American
2001-2004	Los Angeles	National
2008	Seattle	American
2009	Washington	National
2015-2018	Cincinnati	National
2019-	METS	NATIONAL

MANAGERIAL RECORD

YEAR	TEAM	LEAGUE	W-L	PCT.	POS
1982	St. Petersburg	Florida State (A)	43-34	.558	2nd
1983	St. Petersburg	Florida State (A)	70-64	.522	3rd/2nd
1984	St. Petersburg	Florida State (A)	71-73	.493	3rd/3rd
1985	Arkansas	Texas (AA)	64-70	.478	1st/4th
1986	Arkansas	Texas (AA)	67-67	.500	3rd/3rd
1987	Arkansas	Texas (AA)	72-63	.533	2nd/3rd
1988	Arkansas	Texas (AA)	32-38	.457	3rd
1991	Las Vegas	Pacific Coast (AAA)	65-75	.464	4th/5th
1992	Las Vegas	Pacific Coast (AAA)	74-70	.514	1st/3rd
	SAN DIEGO	NATIONAL	4-8	.333	3rd
1993	SAN DIEGO	NATIONAL	61-101	.377	7th
1994	SAN DIEGO	NATIONAL	47-70	.402	4th
1995	CHICAGO	NATIONAL	73-71	.507	3rd
1996	CHICAGO	NATIONAL	76-86	.469	4th
1997	CHICAGO	NATIONAL	68-94	.420	5th
1998	CHICAGO	NATIONAL	90-73	.552	2nd/Wild Card
1999	CHICAGO	NATIONAL	67-95	.414	6th
2008	SEATTLE	AMERICAN	36-54	.400	4th
2009	WASHINGTON	NATIONAL	33-42	.440	5th
2010	WASHINGTON	NATIONAL	69-93	.426	5th
2011	WASHINGTON	NATIONAL	38-37	.507	3rd
2018	CINCINNATI	NATIONAL	64-80	.444	5th
Minor League Totals			558-554	.502	
Major League Totals			726-904	.445	

PLAYING CAREER

YEAR	CLUB	AVG	G	AB	R	H	2B	3B	HR	RBI	SH	SF	HBP	BB	SO	SB	CS	SLG	OBP	E
1974	Waterbury (AA)	.266	80	252	29	67	13	1	8	41	3	0	5	25	56	1	2	.421	.344	20
1975	Waterbury (AA)	.257	129	439	61	113	14	7	11	57	5	2	3	54	86	14	7	.396	.341	53
1976	Waterbury (AA)	.261	84	287	38	75	14	2	6	39	1	4	1	31	47	4	5	.387	.331	18
	Arkansas (AA)	.299	47	154	29	46	9	1	5	25	1	2	2	19	13	1	1	.468	.379	10
1977	Arkansas (AA)	.280	27	93	10	26	7	2	0	11	2	1	1	16	9	6	1	.398	.387	5
	New Orleans (AAA)	.240	103	346	52	83	16	0	17	52	1	1	4	34	65	10	4	.434	.314	24
1978	Arkansas (AA)	.293	59	174	34	51	8	1	4	34	1	4	0	43	39	2	3	.420	.425	14
1979	Arkansas (AA)	.273	46	110	17	30	9	0	1	23	0	3	1	13	23	5	0	.382	.346	4
	Springfield (AAA)	.237	35	93	9	22	4	0	2	9	0	0	2	5	26	3	1	.344	.290	3
1980	Arkansas (AA)	.295	127	431	84	127	29	7	21	90	4	10	2	60	67	28	6	.541	.376	26
1981	Arkansas (AA)	.241	37	133	17	32	7	1	1	15	0	2	2	16	29	3	0	.331	.327	5
Minor League Totals		.268	774	2512	380	672	130	22	76	396	18	29	23	316	460	77	30	.428	.351	182



60

LUIS ROJAS

Quality Control Coach

OPENING DAY AGE

37

BIRTHDATE

September 1, 1981

BIRTHPLACE

Santo Domingo, DR

RESIDES

Santo Domingo, DR

APPOINTED

December 9, 2018

CONTRACT STATUS

Signed through 2019

COACHING CAREER

- Named to the newly created role of quality control coach on December 9, 2018.
- Will be in uniform and served as a conduit between the front office and coaching staff on all issues including game preparation, strategy and analytics.
- Enters his 14th season with the Mets organization.
- Managed Binghamton (AA) during the 2017 and 2018 seasons...In 2017, led the Rumble Ponies to a playoff berth.
- Managed St. Lucie (A) of the Florida State League from 2015-16... Led St. Lucie to a second-half Florida State League South Division title in 2016...Was St. Lucie's first appearance in the playoffs since 2012 and first second-half title since 2007.
- Led the Leones del Escogido to a Dominican Winter League championship in 2015-16.
- Managed Savannah (A) of the South Atlantic League for three seasons from 2012-2014...Guided Savannah to the South Atlantic League championship in 2013...Was named the South Atlantic League Manager of the Year in 2014.
- Managed the Gulf Coast Mets (R) in 2011.
- In 2010 was a coach for Savannah (A)...Served in the same capacity from 2008-09 with the Gulf Coast Mets (R).
- Spent 2007 as a coach with the Mets Dominican Summer League team.

PLAYING CAREER

- Played with the Baltimore Orioles (2000), Florida Marlins (2001-02) and Montreal Expos/Washington Nationals (2003-05) minor league systems.

BACKGROUND

- Makes his home in Santo Domingo, DR with his wife, Laura, and his son, Luis Felipe.

COACHING TIMELINE

2007-

New York Mets

DSL Mets (R) (2007)

GCL Mets (R) (2008-2009)

Savannah (A) (2010)

GCL Mets (R) Manager (2011)

Savannah (A)

Manager (2012-2014)

St. Lucie (A)

Manager (2015-2016)

Binghamton (AA)

Manager (2017-2018)

Quality Control Coach (2019-)

MAJOR LEAGUE COACHING CAREER

YEAR	CLUB	LEAGUE
2019-	METS	NATIONAL

MANAGERIAL RECORD

YEAR	TEAM	LEAGUE	W-L	PCT.	POS
2011	GCL Mets	Gulf Coast (R)	27-29	.482	3rd
2012	Savannah	South Atlantic (A)	69-67	.507	3rd
2013	Savannah	South Atlantic (A)	77-61	.558	2nd
2014	Savannah	South Atlantic (A)	85-51	.625	2nd
2015	St. Lucie	Florida State (A)	68-70	.493	5th
2016	St. Lucie	Florida State (A)	74-61	.548	1st
2017	Binghamton	Eastern (AA)	85-54	.612	2nd
2018	Binghamton	Eastern (AA)	64-76	.457	5th

Minor League Totals

550-474

.537



53

GLENN SHERLOCK

First Base Coach

OPENING DAY AGE

58

BIRTHDATE

September 26, 1960

BIRTHPLACE

Nahant, MA

RESIDES

Scottsdale, AZ

APPOINTED

November 15, 2016

CONTRACT STATUS

Signed through 2019

COACHING TIMELINE

1990

New York Yankees
GCL Yankees (R) Manager (1990)
Ft. Lauderdale (A) Manager (1991)
Major League
Catching Coach (1992, 1994-1995)
GCL Yankees (R) Manager (1993)

1993

Australian Baseball League
Canberra Bushrangers
Manager

1996-2016

Arizona Diamondbacks
Minor League Catching
Coordinator (1996-1997)
Catching Coach (1998-2016)
Bullpen Coach (1998-2002 and 2005-2013)
Bench Coach (2003, 2015-2016)
Third Base Coach (2004, 2014)

2017-

New York Mets
Third Base Coach/Catching
Coach (2017-2018)
First Base Coach (2019-)

COACHING CAREER

- Glenn Patrick Sherlock was named to the Mets coaching staff and catching instructor on November 15, 2016.
- Handled third base coaching responsibilities in 2017 and 2018... Moved over to first base prior to the 2019 season.
- Enters his 36th year in professional baseball.
- Prior to joining the Mets, he spent 19 years on the Arizona Diamondbacks coaching staff...He was the only coach to be on the staff since the club's inception in 1998...Served as the D-backs catching coach from 1998-2016...He spent three years as the D-Backs bench coach (2003, 2015-2016) and was their bullpen coach from 1998-2002 and 2005-2013.
- Was Arizona's third base coach in 2004 and 2014.
- Served as Arizona's minor league catching coordinator from 1996-1997.
- Served as a scout for Arizona during the 1997 Expansion Draft.
- Was Mariano Rivera's first manager in professional baseball in 1990 with the Gulf Coast Yankees.
- Managed three seasons in the Yankees organization, going 121-128 from 1990-1991, and 1993 with the rookie level Gulf Coast Yankees and Fort Lauderdale (A) affiliate in the Florida State League...Was a catching instructor in 1992.
- Managed the Canberra Bushrangers of the Australian Baseball League in 1993.
- Among catchers he has coached are: Jorge Posada, Mike Stanley, Bob Melvin, Brad Ausmus, Jim Leyritz, Kelly Stinnett, Miguel Montero, Henry Blanco and Tuffy Gosewisch.

PLAYING CAREER

- A former catcher, he played 297 minor league games in the Astros (1983-1986) and Yankees (1987-1989) organizations...Reached Triple-A with the Yankees.
- Was drafted in the 21st-round of the 1983 Free Agent Draft by the Houston Astros.

BACKGROUND

- Earned a B.A. in Environmental Studies at Rollins College (FL)... Honored with the Rollins College Hall of Fame Achievement Award and earned Sunshine State All-Star status.
- Played three years for Yarmouth-Dennis in the Cape Cod Summer League.
- Graduated in 1979 from St. John's Prep in Danvers, MA...Was all-state in baseball...Also played football.
- Operates a catching camp in Arizona during the offseason.
- Completed the 2013 Ironman Arizona.
- Glenn and his wife, Lisa, have a son, Tim, and a daughter, Cara...Tim was the DBacks' 40th-round pick in the 2009 First-Year Player Draft from Duke University...He was originally selected by the Phillies in the 32nd round of the 2005 draft, but chose to attend Duke...Tim played from 2009-2010.

MAJOR LEAGUE COACHING CAREER

YEAR	CLUB	LEAGUE
1998-2016	Arizona	National
2017-	METS	NATIONAL

MANAGERIAL RECORD

YEAR	TEAM	LEAGUE	W-L	PCT.	POS
1990	Yankees (R)	Gulf Coast	32-30	.516	T4th
1991	Ft. Lauderdale (A)	Florida State	59-69	.461	5th
1993	Yankees (R)	Gulf Coast	30-29	.508	3rd
Minor League Totals			121-128	.486	

PLAYING CAREER

YEAR	TEAM	AVG	G	AB	R	H	2B	3B	HR	RBI	SH	SF	HBP	BB	SO	SB	CS	SLG	OBP	E
1983	Auburn (A)	.328	35	125	15	41	5	1	1	18	1	1	1	9	17	2	0	.408	.375	1
1984	Auburn (A)	.226	57	177	13	40	4	0	0	16	3	1	0	8	29	6	1	.249	.258	13
	Asheville (A)	.244	31	82	9	20	4	1	2	13	2	0	1	7	11	2	1	.390	.311	1
1985	Osceola (A)	.198	40	81	8	16	2	1	0	8	3	1	1	8	16	2	1	.247	.275	1
	Asheville (A)	.274	22	62	5	17	3	0	1	8	0	0	0	4	8	0	0	.371	.318	3
1986	Osceola (A)	.246	59	175	12	43	3	0	1	22	1	0	0	9	18	0	0	.280	.283	5
	Columbus (AA)	.308	4	13	4	4	0	1	1	5	0	0	0	3	2	0	0	.692	.438	1
1987	Albany-Colonie (AA)	.250	4	12	0	3	1	0	0	2	1	1	0	1	2	0	0	.333	.286	1
	Columbus (AAA)	.214	6	14	1	3	0	0	0	0	1	0	0	1	3	0	0	.214	.267	0
1988	Albany-Colonie (AA)	.125	6	16	0	2	0	0	0	1	0	0	0	1	5	0	0	.125	.176	0
	Columbus (AAA)	.253	32	95	9	24	4	0	1	6	0	0	0	7	18	0	0	.326	.304	1
1989	Albany-Colonie (AA)	---	1	0	0	0	0	0	0	0	0	0	0	0	0	0	0	---	---	0
Minor League Totals		.250	297	852	76	213	26	4	7	99	12	4	3	58	129	12	3	.315	.299	27

MARATHON GAMES

Date	Opponent	Inn.	Score	Winner	Loser	Site
9-11-74	Cardinals	25	L, 3-4	S. Siebert	Webb	Shea
4-15-68	Astros	24	L, 0-1	Blasingame	Rohr	Houston
5-31-64	Giants	23	L, 6-8	G. Perry	Cisco	Shea
4-17-10	Cardinals	20	W, 2-1	Rodriguez	Mather	St. Louis
6-8-13	Marlins	20	L, 1-2	Slowey	Marcum	Citi Field
7-4-85	Braves	19	W, 16-13	Gorman	Camp	Atlanta
5-24-73	Dodgers	19	W, 7-3	Stone	Rau	LA
7-19-15	Cardinals	18	W, 3-1	C. Torres	Martinez	St. Louis
4-28-85	Pirates	18	W, 5-4	Gorman	Tunnell	Shea
8-26-80	Padres	18	L, 6-8	Rasmussen	Falcone	Shea
6-18-79	Astros	18	L, 2-3	Roberge	Hausman	Houston
9-16-75	Expos	18	W, 4-3	Baldwin	DeMola	Shea
8-1-72	Phillies	18	W, 3-2	Sadecki	Brandon	Shea
10-2-65	Phillies	18	0-0	—	—	Shea
8-5-71	Braves	17	L, 1-2	Barber	R. Taylor	Atlanta
8-19-68	Giants	17	L, 0-1	Linzy	R. Taylor	Shea
5-21-68	Pirates	17	W, 4-3	R. Taylor	Moose	Shea
5-13-66	Giants	17	L, 4-5	Priddy	Eilers	Shea
4-19-76	Cardinals	17	W, 4-3	Apodaca	Wallace	St. Louis
7-9-77	Expos	17	W, 7-5	P. Siebert	McEnaney	Shea
6-10-83	Expos	17	W, 4-2	Ownbey	B. Smith	Shea
9-29-93	Cardinals	17	W, 1-0	Greer	Lancaster	Shea
7-7-07	Astros	17	W, 5-3	Sele	Moehler	Houston



56

TOM SLATER

Asst. Hitting Coach

OPENING DAY AGE
50

BIRTHDATE
April 6, 1968

BIRTHPLACE
Charlottesville, VA

RESIDES
Lutz, FL

APPOINTED
November 15, 2017

CONTRACT STATUS
Signed through 2019

COACHING TIMELINE

1995-2000

Auburn University
Assistant Coach

2001-2003

Virginia Military Institute
Head Coach

2004

University of Florida
Assistant Coach

2005-2008

Auburn University
Head Coach

2006

USA Baseball National Team
Hitting/Third Base Coach

2009-2017

New York Yankees
GCL (R) Manager (2009-10)
Staten Island (A) Manager (2011)
Trenton (AA) Hitting Coach (2012, 2017)
Roving Hitting Instructor (2013-14)
Tampa (A) Hitting Coach (2015-16)

2018-

New York Mets
Assistant Hitting Coach

COACHING CAREER

- Named the Mets Assistant Hitting Coach on November 15, 2017.
- Prior to joining the Mets, Slater spent nine seasons as a coach in the Yankees' organization.
- Served as the hitting coach for the Trenton Thunder (AA) of the Eastern League in the New York Yankees system in 2017...The team was crowned Eastern League Eastern Division champions with the EL's top record (92-48) and ranked second in the league in average (.264), runs scored (659) and on-base percentage (.339).
- In his first stint as Trenton's hitting coach in 2012, the Thunder led the league with a .423 slugging percentage and a club-record 162 home runs on their way to becoming Eastern League Eastern Division champions.
- Also was a hitting coach with Tampa (A) of the Florida State League in 2015 and 2016...The 2016 team owned a .260 average on the way to a division title and the FSL's best record (77-58).
- Served as the Yankees' roving minor league hitting instructor from 2013-2014.
- Managed the Staten Island Yankees to a New York-Penn League Championship in 2011.
- Was the manager of the GCL Yankees (R) in 2009 and 2010, winning the division title in 2009.
- Prior to joining the Yankees he was a collegiate baseball coach for 17 years with stays at Auburn University (1995-2000 and 2005-2008), the Virginia Military Institute (2001-2003) and the University of Florida (2004).
- Served as the hitting coach and third base coach for the 2006 USA Baseball National team that captured gold at the World Championships in Cuba.
- Was the head coach at VMI from 2001-2003 and at Auburn from 2005-2008...In 2003, his final year at the Virginia Military Institute, Slater was named the Southern Conference Coach of the Year as the club collected a school-record for wins (24) and posted its first winning record in league play in 14 seasons.
- During his college tenure, Slater was a part of staffs that have advanced to seven NCAA Regional appearances, three regional championships (1997, 1999 and 2004), a pair of Super Regional berths (1999 and 2004) and one appearance in the College World Series (1997).
- Began his coaching career in 1992 as an assistant with Marshall and as an assistant coach for VMI from 1993-1994.

BACKGROUND

- Tom Slater graduated from the Virginia Military Institute in 1990.
- Was a four-year starter for the Keydets...Ended his career ranked in the school's top-five in RBI, total bases, runs scored and doubles... Helped lead VMI to a Southern Conference Northern Division Championship in 1988.
- Tom and his wife, Beth, have two children (Julia and Jack).



57

DAVE RACANIELLO

Bullpen Catcher

OPENING DAY AGE

40

BIRTHDATE

June 3, 1978

BIRTHPLACE

Stamford, CT

RESIDES

Stamford, CT

- David (Dave) Racaniello begins his 19th season as a Mets bullpen catcher.
- Played baseball for two years at Norwalk Community College...His team won the Junior College World Championship.
- Attended Central Connecticut College for one year.
- Graduated from West Hill High School in Stamford, CT where he played baseball for coach Frank Donatucci.
- Climbed Mount Kilimanjaro in January, 2012.
- Completed his second NYC Marathon in 2014.



78

ERIC LANGILL

Bullpen Catcher

OPENING DAY AGE

39

BIRTHDATE

April 9, 1979

BIRTHPLACE

Kirkland, Quebec, CA

RESIDES

Kirkland, Quebec, CA

- Eric Joseph Langill joined the Mets in June of 2011 and begins his ninth full season as a bullpen catcher.
- Was a 34th round draft pick of Montreal in the June, 1999 First-Year Player Draft and played in the Expos' farm system until 2002...Joined the Dodgers organization that season.
- With Los Angeles, he was invited to major league Spring Training in 2006 and spent parts of two seasons at Las Vegas (AAA) of the Pacific Coast League in 2004 and 2006.
- Attended Des Moines (IA) Community College.
- Eric was born and still makes his home in Kirkland, Quebec, Canada.

MEET THE METS

BY RUTH ROBERTS & BILL KATZ

The unofficial theme song of the Mets, this tune was created in 1962

Meet the Mets, meet the Mets,
 Step right up and greet the Mets.
 Bring your kiddies, bring your wife,
 Guaranteed to have the time of your life.
 Because the Mets are really sockin' the ball,
 Knockin' those home runs over the wall.
 East side, West side, everybody's coming down,
 To meet the M-E-T-S Mets, of New York town.

Oh, the butcher and the baker and the
 people on the streets,
 Where did they go? To MEET THE METS!

Oh, they're hollerin' and cheerin' and
 they're jumpin' in their seats,
 Where did they go? To MEET THE METS!

All the fans are true to the orange and blue,
 So hurry up and come on down -
 'cause we've got ourselves a ball club,
 The Mets of New York town!

Give 'em a yell! Give 'em a hand!
 And let 'em know you're rootin' in the stands!
 Come on and Meet the Mets, meet the Mets,
 Step right up and greet the Mets.
 Bring your kiddies, bring your wife,
 Guaranteed to have the time of your life.
 Because the Mets are really sockin' the ball,
 Knockin' those home runs over the wall.
 East side, West side, everybody's coming down,
 To meet the M-E-T-S Mets,
 Of New York town,
 Of New York town!!!!



PLAYER BIOS



Peter ALONSO

NON-ROSTER INVITEE
20 INF

@PeterAlonso20

@pistol_pete20

HT	6-3	WT	230	BT	R	TH	R
----	-----	----	-----	----	---	----	---

OPENING DAY AGE 24

BIRTHDATE DECEMBER 7, 1994

BIRTHPLACE TAMPA, FL

RESIDES TAMPA, FL

MLB SERVICE TIME 0 YEAR, 0 DAYS

SIGNED BY JON UPDIKE

HOW OBTAINED METS SECOND-ROUND PICK IN THE 2016 FIRST-YEAR PLAYER DRAFT

CONTRACT STATUS SIGNED THROUGH 2019

STERLING ORGANIZATIONAL PLAYER OF THE YEAR: 2018

2018 SEASON

- Was named the Mets' 2018 Sterling Organizational Player of the Year.
- Was a member of the 2018 All-Minor League Baseball Team.
- Hit 36 homers to win the Bauman Award, given to the top home run hitter in the minors...Also paced all minor leaguers with 119 RBI.
- Split his season between Binghamton (AA) of the Eastern League and Las Vegas (AAA) of the Pacific Coast League...Was promoted to Triple-A on June 16...Played in 65 games for Binghamton and in 67 games for Las Vegas.
- Ranked third in the minors with 68 extra-base hits, fifth with a .579 slugging percentage and ninth with a .975 OPS...Had a career-high 31 doubles and 92 runs scored.
- Was selected to the U.S. Team for the 2018 SiriusXM All-Star Futures Game...Hit a 415-foot home run in that game.
- At the end of the season, was the 58th-ranked prospect in baseball by *MLB Pipeline*...Was the top-ranked first baseman on the list...Was ranked the No. 2 prospect in the Mets' farm system...*MLB Pipeline* named Alonso to the First-Team Prospect Team of the Year (first base).
- Named a *Baseball America* Double-A All-Star.
- Was named a Rising Star in the Arizona Fall League after hitting .255 (25-98) with six homers, seven doubles and 27 RBI in 27 games for Scottsdale...Tied for the AFL lead in home runs and ranked second in RBI.
- Bookended his 2018 campaign with home runs... Hit a homer in his first at-bat of the season on April 5 vs. Portland and completed his year with a walk-off homer in Las Vegas' final game as a Mets affiliate on September 3 vs. Sacramento.
- After being promoted to Triple-A, hit .260 (67-258) with 19 doubles, a triple, 21 home runs, 67 RBI, 50 runs scored and a .941 OPS.

- At the time of his promotion to Las Vegas, was hitting .314 (69-220) with 12 doubles, 15 home runs, 52 RBI, 42 runs scored and a 1.012 OPS with Binghamton...His 15 homers led the Rumble Ponies despite playing 65 games with the team.
- Earned Eastern League Player of the Month honors for April after leading the EL in average (.408), hits (31), extra-base hits (14), total bases (59), and OPS (1.282).
- Was the Player of the Week for the period ending April 29...Homered in four-straight games from April 25-29.
- Launched a walk-off home run on May 15 vs. Erie...Was the second of back-to-back homers with Jeff McNeil.
- His first three Triple-A home runs came in the same game...Clubbed three homers and drove in seven in the 51s' 14-11 win over Reno on June 23.

2017 SEASON

- Began and spent most of the season with St. Lucie (A) of the Florida State League...Promoted to Binghamton (AA) on August 24.
- Named a MiLB organization All-Star and a *Baseball America* High Class-A All-Star.
- Selected to the Florida State League post-season All-Star team.
- Was tied for second in the FSL in homers (16) and was tied for 10th in RBI (58).
- Was the FSL Player of the Week twice (June 19-25 and July 17-23).
- Earned Florida State League Player of the Month honors in July after hitting .336 (39-116) with seven doubles, eight homers and 26 RBI.
- Hit safely in nine of his 11 games (14-45, .311) with the Rumble Ponies, including a two home run performance against Erie on August 30.
- Placed on the Disabled List on April 12 with a broken left hand after being hit by a pitch while playing against Bradenton on April 11...Returned to action on May 26.

2016 SEASON

- Made his professional debut for Brooklyn (A) of the New York-Penn League on July 9 against Hudson Valley, going 1-4 with a double.
- Named a mid-season New York-Penn League All-Star.
- Was a *Baseball America* short-season All-Star.

BACKGROUND

- Peter Morgan Alonso graduated from Plant High School (FL), the same school as Hall of Famer Wade Boggs...Recipient of the 2013 Wade Boggs Athletic Achievement Award, based upon outstanding athletic skills, academic achievement and good sportsmanship...Turned in a career high school batting average of .460 (116-252) and drove in 99 runs.
- Was invited to the USA Baseball 18-U National Team trials.

- Attended University of Florida, where he played with Mets right-handed pitcher Eric Hanhold and Cardinals outfielder Harrison Bader...Was named to the 2015 SEC All-Tournament Team as a sophomore and a 2016 Dick Howser Trophy Semi-Finalist as a junior...Also was a NCBA first-team All America, Perfect Game/Rawlings first-team All America, ABCA/Rawlings second-team All America, a *Baseball America* third-team All America and an All-SEC second-team selection during his junior season.
- As a junior, led the SEC with a .659 slugging percentage and ranked fourth with a .374 average (79-211)...Tallied 60 RBI and 51 runs scored.
- Hit .500 (16-32) in the 2016 NCAA Tournament with five homers and 13 RBI...Was named the Most Outstanding Player of the Gainesville Regional.

CAREER TRANSACTIONS

- Selected by the New York Mets in the second round (64th overall) of the 2016 First-Year Player Draft.

CAREER STATISTICS

YEAR	TEAM	AVG	G	AB	R	H	2B	3B	HR	RBI	SH	SF	HB	BB	SO	SB	CS	SLG	OBP	E
2016	Brooklyn (A)	.321	30	109	20	35	12	1	5	21	0	2	1	11	22	0	1	.587	.382	0
2017	St. Lucie (A)	.286	82	308	45	88	23	0	16	58	0	1	12	25	64	3	4	.516	.361	18
	Binghamton (AA)	.311	11	45	7	14	4	1	2	5	0	0	0	7	0	0	0	.578	.340	1
2018	Binghamton (AA)	.314	65	220	42	69	12	0	15	52	0	2	8	43	50	0	2	.573	.440	6
	Las Vegas (AAA)	.260	67	258	50	67	19	1	21	67	0	3	7	33	78	0	1	.585	.355	3
Minor League Totals		.290	255	940	164	273	70	3	59	203	0	8	28	114	221	3	8	.560	.381	28



Alonso earned 2018 Sterling Organizational Player of the Year honors after leading the minors with 36 home runs.



Luis AVILÁN

NON-ROSTER INVITEE
43 LHP

HT	6-2	WT	220	BT	L	TH	L
----	-----	----	-----	----	---	----	---

OPENING DAY AGE 29

BIRTHDATE JULY 19, 1989

BIRTHPLACE CARACAS, VENEZUELA

RESIDES DORAL, FL

MLB SERVICE TIME 5 YEARS, 146 DAYS

SIGNED BY JULIAN PEREZ, ROLANDO PETIT & CARLOS TORRES (ATLANTA)

HOW OBTAINED SIGNED AS A MINOR LEAGUE FREE AGENT ON JANUARY 10, 2019

CONTRACT STATUS SIGNED THROUGH 2019

CAREER HIGHLIGHTS

- Has allowed the fewest home runs (15) among all pitchers with at least 300.0 innings since he first reached the majors in 2012.
- Has allowed 0.44 home runs per nine innings in his career (15 home runs/308.2 innings)...Since 2012, only Mets teammate Jeury's Familia (0.41 HR/9) has allowed homers at a lower rate (min. 300.0 innings).
- Has held left-handed batters to a .213 (115-541) average in his career...Since 2012, that is the 12th-best mark by a lefty pitcher against left-handed hitters (min. 500 left-handed batters faced).
- Has held his opposition scoreless in 11 postseason appearances (7.2 innings)...Has appeared in four series across the 2013, 2015 and 2016 playoffs.
- Has been involved in two three-team trades, including a 13-player deal between Atlanta, Miami and the Dodgers in 2015 that sent him to Los Angeles and a six-player swap between Kansas City, the Dodgers and the White Sox in 2018 that saw him go to Chicago.

2018 SEASON

- Appeared in 70 games, the third time in his career he reached that threshold.
- Earned the first two saves of his major league career, August 2 vs. Kansas City and August 15 at Detroit.
- Fanned 51 batters, marking his second-straight 50-strikeout season (had no such seasons prior to 2017).
- Allowed nine of 48 (18.7 percent) of inherited runners to score, the ninth-lowest rate in the majors (min. 30 inherited runners).
- Held lefties to a .220 (18-82) average and a .646 OPS.
- Before being traded to Philadelphia, was tied for seventh in the AL in appearances (58 through August 21).

2017 SEASON

- Limited first batters to a .196 (11-61) average and lefties to a .195 (16-82) mark.
- Struck out a career-high 52 and surrendered two or fewer home runs for the fifth time in his career.
- With 13 holds, reached double-digit holds for the third time in his career (also 2013 and 2015).

2016 SEASON

- Split his season between Los Angeles-NL and Oklahoma City (AAA), including seven stints with the Dodgers.
- Limited opponents to a .176 average (12-68) and did not surrender a home run.
- Averaged 12.81 strikeouts per nine innings (28 strikeouts/19.2 innings).

CAREER BESTS

WIN STREAK

7 games
10/3/12-4/4/14

LOSS STREAK

5 games
6/5/15-9/9/15

STRIKEOUTS, GAME

5 strikeouts
7/17/12, Atlanta vs. San Francisco

LONGEST OUTING

3.2 innings
7/17/12, Atlanta vs. San Francisco

MOST WALKS, GAME

2 walks
14x, last, 8/18/18,
Chicago-AL vs. Kansas City

SCORELESS STREAK

24.1 innings
6/11/13-8/14/13

POSTSEASON

- Appeared in five postseason games, including three in the NLDS vs. Washington and two in the NLCS vs. the Cubs...Worked 3.2 scoreless innings with three strikeouts.

2015 SEASON

- Allowed 16.1 percent (9-56) of inherited runners to score, tied for the fourth-lowest mark among NL relievers.
- Was traded from Atlanta to the Dodgers on July 30...Fourteen of his final 16 appearances as a Brave were scoreless and he did not allow a run in 11 of his first 13 outings with Los Angeles-NL.

POSTSEASON

- Made two appearances during the NLDS vs. the Mets, working 1.1 scoreless innings.

2014 SEASON

- Suffered his first career loss on April 10 vs. the Mets in his 111th career game...According to Elias, that is the fifth-longest unbeaten streak by a pitcher to start his career since at least 1900.

2013 SEASON

- Ranked among NL reliever leaders in holds (tied for sixth, 27), ERA (seventh, 1.52), games (tied for eighth, 75) and opponent average (12th, .175).
- Allowed just one home run in 65.0 innings (0.14 HR/9, fourth-best in the majors).
- Went 35 games (31.2 innings) without allowing an earned run from May 24-August 14...Went 2-0 with 14 holds, a .106 opponents average (11-104) and a 0.63 WHIP in that span...Allowed one unearned run during the 35-game stretch (June 8 at the Dodgers)...The streak of 35 games without allowing an earned run was the fourth-longest in a single season in MLB history.

POSTSEASON

- Appeared in all four of Atlanta's NLDS games vs. the Dodgers...Tossed 2.2 scoreless innings.

2012 SEASON

- Split the season between Mississippi (AA) and the Braves...Was recalled to the major league roster on July 5 and remained there for the remainder of the season.
- Made his major league debut on July 14 vs. the Mets, working 0.1 scoreless inning (struck out Ike Davis)...Recorded his first career win on October 3 at Pittsburgh with 1.0 scoreless inning.

2011 SEASON

- Had his contract purchased by Atlanta and was added to the 40-man roster on November 16.

BACKGROUND

- Luis Armando Avilán attended Barquisimeto school in Lara, Venezuela.
- Enjoys going to the beach and spending time with his family when he's not playing baseball...His favorite musical artist is Eminem.

CAREER TRANSACTIONS

- Signed by Atlanta as a non-drafted free agent on August 22, 2005.
- Acquired by the Dodgers from Atlanta along with RHP Bronson Arroyo, RHP Jim Johnson, INF José Peraza and LHP Alex Wood in a three-team, 13-player deal on July 30, 2015...The Dodgers sent RHP Zachary Bird, INF/OF Héctor Olivera and LHP Paco Rodríguez to Atlanta and dealt RHP Victor Araujo, RHP Kevin Guzman and RHP Jeff Brigham to Miami...Miami sent RHP Mat Latos and INF/OF Mike Morse to the Dodgers and traded a 2016 competitive balance round A pick to Atlanta.
- On the 10-Day Disabled List, May 25 (retroactive to May 24)-June 9, 2017 with left triceps soreness.
- Acquired by the Chicago White Sox from the Dodgers along with cash and RHP Joakim Soria (from Kansas City) in a three-team, six-player deal on January 4, 2018...The Dodgers traded INF Erick Mejia and RHP Trevor Oaks to Kansas City...Kansas City sent LHP Scott Alexander to the Dodgers...The White Sox traded INF Jake Peter to the Dodgers.
- Acquired by the Philadelphia Phillies from the White Sox in exchange for RHP Felix Paulino on August 22, 2018.
- Signed by the New York Mets as a minor league free agent on January 10, 2019.

CAREER STATISTICS

YEAR	TEAM	W-L	ERA	G	GS	CG	SHO	SV	IP	H	R	ER	HR	HB	BB	SO	WP	BK
2006	DSL Braves (R)	2-4	3.29	12	8	0	0	0	41.0	45	17	15	5	4	12	30	2	0
2007	DSL Braves (R)	6-3	2.44	14	13	0	0	0	70.0	54	23	19	4	5	16	71	5	1
2008	GCL Braves (R)	0-3	2.58	10	4	0	0	0	38.1	31	14	11	2	3	15	49	1	0
2009	Danville (R)	0-2	3.05	14	3	0	0	2	38.1	25	14	13	1	4	17	34	0	0
2010	Myrtle Beach (A)	4-3	3.94	31	0	0	0	9	48.0	42	25	21	5	3	18	37	3	1
	Rome (A)	2-1	2.61	10	0	0	0	0	20.2	15	8	6	1	1	9	21	0	0
2011	Mississippi (AA)	4-8	4.57	36	13	0	0	1	106.1	113	66	54	10	8	36	78	5	3
2012	ATLANTA (NL)	1-0	2.00	31	0	0	0	0	36.0	27	9	8	1	1	10	33	3	1
	Mississippi (AA)	3-6	3.23	16	12	0	0	1	61.1	50	27	22	7	1	31	55	5	0
2013	ATLANTA (NL)	5-0	1.52	75	0	0	0	0	65.0	40	12	11	1	4	22	38	3	1
2014	ATLANTA (NL)	4-1	4.57	62	0	0	0	0	43.1	47	22	22	2	3	21	25	5	0
	Gwinnett (AAA)	0-1	5.40	9	0	0	0	0	11.2	13	8	7	0	0	11	6	0	0
2015	ATLANTA (NL)	2-4	3.58	50	0	0	0	0	37.2	35	15	15	4	0	10	31	1	1
	LOS ANGELES (NL)	0-1	5.17	23	0	0	0	0	15.2	13	9	9	2	1	5	18	1	0
2016	LOS ANGELES (NL)	3-0	3.20	27	0	0	0	0	19.2	12	8	7	0	2	10	28	1	0
	Okla. City (AAA)	0-3	4.24	33	0	0	0	4	34.0	35	19	16	3	3	16	37	1	0
2017	LOS ANGELES (NL)	2-3	2.93	61	0	0	0	0	46.0	42	16	15	2	1	22	52	1	0
	Okla. City (AAA)#	0-0	9.00	2	0	0	0	0	2.0	1	2	2	0	1	1	3	0	0
2018	CHICAGO (AL)	2-1	3.86	58	0	0	0	2	39.2	40	20	17	2	2	14	46	2	0
	PHILADELPHIA (NL)	0-0	3.18	12	0	0	0	0	5.2	4	2	2	1	0	4	5	0	0
Minor League Totals		21-34	3.55	187	53	0	0	17	471.2	424	223	186	38	33	182	421	22	5
Major League Totals		19-10	3.09	399	0	0	0	2	308.2	260	113	106	15	14	118	276	17	3

- rehabilitation assignment

CAREER PLAYOFF STATISTICS

YEAR	RND	TEAM/OPP	W-L	ERA	G	GS	CG	SHO	SV	IP	H	R	ER	HR	HB	BB	SO	WP	BK
2013	NLDS	ATL vs. LAD	0-0	0.00	4	0	0	0	0	2.2	3	0	0	0	0	1	1	0	0
2015	NLDS	LAD vs. NYM	0-0	0.00	2	0	0	0	0	1.1	0	0	0	0	0	0	2	0	0
2016	NLDS	LAD vs. WAS	0-0	0.00	3	0	0	0	0	1.1	2	0	0	0	0	0	2	1	0
	NLCS	LAD vs. CHC	0-0	0.00	2	0	0	0	0	2.1	2	0	0	0	0	1	1	0	0
Postseason Totals			0-0	0.00	11	0	0	0	0	7.2	7	0	0	0	0	2	6	1	0
Division Series Totals			0-0	0.00	9	0	0	0	0	5.1	5	0	0	0	0	1	5	1	0

MAJOR LEAGUE HITTING TOTALS

YEAR	TEAM	AVG.	G	AB	R	H	2B	3B	HR	RBI	SH	SF	HBP	BB	SO	SB	CS	SLG	OBP	E
2018	CHICAGO (AL)	.000	3	1	0	0	0	0	0	0	0	0	0	0	1	0	0	.000	.000	0
Career Totals		.143	324	7	0	1	0	0	0	0	2	0	0	0	2	0	0	.143	.143	4

Last Home Run — None

Most Hits, Game — 1 hit, 7/22/12, Atlanta at Washington

Most RBI, Game — None

CAREER FIELDING

POS	G	PO	A	E	PCT	TC	DP
P	399	27	54	4	.953	85	6



Tyler BASHLOR

49 RHP

@TylerBashlor49

@tylerbashlor49

HT	6-0	WT	194	BT	R	TH	R
----	-----	----	-----	----	---	----	---

OPENING DAY AGE 25
BIRTHDATE APRIL 16, 1993
BIRTHPLACE SPRINGFIELD, GA
RESIDES PUNTA GORDA, FL
MLB SERVICE TIME 0 YEARS, 98 DAYS
SIGNED BY JIM BRYANT
HOW OBTAINED METS 11TH-ROUND PICK IN THE 2013 FIRST-YEAR PLAYER DRAFT
CONTRACT STATUS ARBITRATION ELIGIBLE AFTER 2021. ELIGIBLE FREE AGENT AFTER 2024

2018 SEASON

- Was recalled from Binghamton (AA) of the Eastern League on June 25 and made his major league debut that night vs. Pittsburgh...Allowed two runs over 2.0 innings.
- Fanned 25 batters over his 24 appearances for the Mets.
- Left-handers were 11-57 (.193) while righties were 15-62 (.242).
- Recorded 17 strikeouts over his final 11.0 innings.
- Posted a 2.16 ERA (two earned runs/8.1 innings) with 12 strikeouts in nine games from August 29 through the end of the year...Opponents were 4-29 (.138) off him during that stretch.
- Opponents were 0-11 with two runners on base.
- Went 0-3 with a 2.63 ERA (seven earned runs/24.0 innings) in 20 games with Binghamton (AA).

2017 SEASON

- Began and spent most of the season with St. Lucie (A) of the Florida State League...Promoted to Binghamton (AA) on July 21.
- Was named to the mid-season Florida State League All-Star team.
- Did not allow a run in his 12 games with the Rumble Ponies (14.2 innings)...Was 1-0 and was 3-3 in save opportunities...Allowed seven hits, walked four and struck out 23...Opponents went 7-49 (.143) against him with Binghamton.
- Earned a save in Game 1 of Binghamton's Eastern League semi-finals playoffs vs. Trenton...Had three strikeouts in 1.0 inning of work.
- Was 10-14 in save opportunities with St. Lucie (A).
- Struck out 61 batters in 35.0 innings with St. Lucie (15.7 strikeouts per nine innings).

2016 SEASON

- Was 4-2 with a 2.50 ERA (14 earned runs/50.1 innings) in 34 games for Columbia (A) of the South Atlantic League...Also appeared in four games for St. Lucie (A).
- Was his first game action since undergoing Tommy John Surgery in 2014.

2014-2015 SEASONS

- Did not play while recovering from Tommy John surgery performed in 2014.

CAREER BESTS

WIN STREAK

None

LOSS STREAK

3 games

8/5/18-present

STRIKEOUTS, GAME

3 strikeouts

8/23/18 vs. San Francisco

LONGEST OUTING, RELIEVER

2.2 innings

6/29/18 at Miami

MOST WALKS, GAME

3 walks

7/27/18 at Pittsburgh

SCORELESS STREAK

4.1 innings

8/7/18-8/14/18

BASHLOR, TYLER

BACKGROUND

- Tyler Morris Bashlor graduated from the Calvary Day High School (GA) in Savannah before attending South Georgia State College.
- Pitched in the Futures Collegiate Baseball League in Connecticut after playing in the outfield during his freshman year at South Georgia State College...Was his first pitching experience (did not pitch in high school)...Returned for his sophomore year where he pitched for the Hawks.

CAREER TRANSACTIONS

- Selected by the New York Mets in the 11th round of the 2013 First-Year Player Draft.

CAREER STATISTICS

YEAR	TEAM	W-L	ERA	G	GS	CG	SHO	SV	IP	H	R	ER	HR	HB	BB	SO	WP	BK
2013	Kingsport (R)	0-1	5.74	13	0	0	0	0	15.2	14	12	10	1	4	12	18	4	0
2014									Did Not Play - Injured									
2015									Did Not Play - Injured									
2016	Columbia (A)	4-2	2.50	34	0	0	0	3	50.1	35	16	14	2	5	28	68	11	0
	St. Lucie (A)	0-1	5.06	4	0	0	0	0	5.1	4	3	3	0	1	2	5	1	0
2017	St. Lucie (A)	2-2	4.89	34	0	0	0	10	35.0	33	21	19	1	2	21	61	0	0
	Binghamton (AA)	1-0	0.00	12	0	0	0	3	14.2	7	0	0	0	0	4	23	0	0
2018	Binghamton (AA)	0-3	2.63	20	0	0	0	7	24.0	14	8	7	2	1	12	30	0	0
	METS	0-3	4.22	24	0	0	0	0	32.0	26	16	15	6	3	12	25	1	0
Minor League Totals		7-9	3.29	117	0	0	0	23	145.0	107	60	53	6	13	79	205	16	0

MAJOR LEAGUE HITTING TOTALS

YEAR	TEAM	AVG.	G	AB	R	H	2B	3B	HR	RBI	SH	SF	HBP	BB	SO	SB	CS	SLG	OBP	E
2018	METS	.000	22	1	0	0	0	0	0	0	0	0	0	0	1	0	0	.000	.000	1

CAREER FIELDING

POS	G	PO	A	E	PCT	TC	DP
P	24	1	1	1	.667	3	0

FIRST BATTER FACED

Here is a look at how some notable Mets fared against their first batter.

Pitcher	Date	Opponent	Batter	Result
Tug McGraw	4/18/65 (G2)	vs. San Francisco	Orlando Cabrera	Struck out looking
Nolan Ryan	9/11/66	vs. Atlanta	Pat Jarvis	Struck out swinging
Tom Seaver	4/13/67	vs. Pittsburgh	Matty Alou	Doubled to rightfield
Jerry Koosman	4/14/67	at Philadelphia	Clay Dalrymple	Grounded out to first
Jon Matlack	7/11/71 (G2)	at Cincinnati	Pete Rose	Grounded out to third
Ron Darling	9/6/83	vs. Philadelphia	Joe Morgan	Struck out swinging
Dwight Gooden	4/7/84	at Houston	Bill Doran	Grounded out to second
David Cone	4/11/87	vs. Atlanta	Dion James	Struck out swinging
Al Leiter	4/2/98	vs. Philadelphia	Doug Glanville	Singled to centerfield
Pedro Martinez	4/4/05	at Cincinnati	D'Angelo Jimenez	Flied out to centerfield
Johan Santana	3/31/08	at Florida	Hanley Ramirez	Struck out looking
Zack Wheeler	6/18/13 (2)	at Atlanta	Andreton Simmons	Walk
Jacob deGrom	5/15/14	vs. Yankees	Brett Gardner	Flied out to right
Noah Syndergaard	5/12/15	at Chicago-NL	Dexter Fowler	Struck out swinging
Steven Matz	6/28/15	vs. Cincinnati	Brandon Phillips	Home Run



Grégor BLANCO

NON-ROSTER INVITEE
7 OF

@gregorblanco7

HT	5-10	WT	187	BT	L	TH	L
----	------	----	-----	----	---	----	---

OPENING DAY AGE 35

BIRTHDATE DECEMBER 24, 1983

BIRTHPLACE CARACAS, VENEZUELA

RESIDES CARACAS, VENEZUELA

MLB SERVICE TIME 8 YEARS, 72 DAYS

SIGNED BY ROLANDO PETIT &

JULIAN PEREZ (ATLANTA)

HOW OBTAINED SIGNED AS A MINOR LEAGUE

FREE AGENT ON DECEMBER 21, 2018

CONTRACT STATUS SIGNED THROUGH 2019

CAREER HIGHLIGHTS

- Is a two-time World Series champion (2012 and 2014 with San Francisco)...Hit the first leadoff homer in Giants World Series history on October 22, 2014 at Kansas City (Game 2)...Has appeared in 40 postseason games.
- Preserved Matt Cain's perfect game on June 13, 2012 vs. Houston with a diving catch on Jordan Schafer's fly ball in the seventh inning.

2018 SEASON

- Made the Giants' Opening Day roster and played in 42 games, making 25 starts, before being designated for assignment on June 2...Cleared waivers and signed a minor league contract with the Giants on June 8.
- Had his contract purchased from Triple-A on August 29...Spent the rest of the season with San Francisco.
- Hit two leadoff homers (May 10 at Philadelphia and September 9 at Milwaukee).
- Appeared in 68 total games for the Giants, making 40 starts (18 in left field, 16 in center field and six in right field).
- Batted .247 (42-170) with seven doubles, two triples, four homers and 13 RBI in 60 games for Sacramento (AAA).

2017 SEASON

- Appeared in 90 games and made 52 starts for Arizona...Stole 15 bases and was caught stealing only once.

POSTSEASON

- Pinch-hit in the ninth inning of each of the Diamondbacks' games vs. the Dodgers in the NLDS.

2016 SEASON

- Batted .224 (54-241) in 106 games for San Francisco.
- Spent time on the DL with a right shoulder impingement...Missed 33 of the Giants' final 38 games.

POSTSEASON

- Did not play in San Francisco's Wild Card Game win over the Mets...Went 1-8 (125) with a double, an RBI and a run scored in four games (two starts) in the Giants' NLDS loss to the Cubs.

2015 SEASON

- Batted a career-best .291 (95-327) in 115 games with the Giants.

CAREER BESTS

HITS, GAME

4 hits

4x, last, 8/27/10,
Kansas City at Cleveland

HOME RUNS, GAME

1 home run

26x, last, 9/9/18
San Francisco at Milwaukee

MULTI-HR GAMES

None

LEADOFF HR

6 leadoff home runs

last, 9/9/18, San Francisco at
Milwaukee (Zach Davies)

INSIDE-THE-PARK HR

None

WALK-OFF HOME RUNS

None

PINCH-HIT HOME RUNS

1 pinch hit home run

7/8/16, San Francisco vs. Arizona
(Silvino Bracho)

RBI, GAME

4 RBI

5/11/13, San Francisco vs. Atlanta

STOLEN BASES, GAME

3 stolen bases

4x, last, 10/1/17
Arizona at Kansas City

HITTING STREAK

11 games

6/23/15-7/4/15

GRAND SLAMS

None

BLANCO, GRÉGOR

- Started 78 games (34 in center field, 25 in left field and 19 in right field).
- Landed on the 7-Day concussion Disabled List June 10 (retroactive to June 9), three days after Brandon Belt accidentally hit him on the head with a between-inning practice throw...Was removed from the DL June 19.
- Was diagnosed with a concussion for the second time during the season in September...Missed the Giants' final 22 games.

2014 SEASON

- Tied his career highs with six triples and five home runs.

POSTSEASON

- Played every inning of the Giants' 17 playoff games as they won their second championship in three years...Hit a leadoff home run in Game 2 of the World Series.

2013 SEASON

- Drove in a career-high 41 runs...Was the Giants' Wilson Team Defensive Player of the Year.

2012 SEASON

- Appeared in 141 games for the Giants...Stole a career-high 26 bases.
- Preserved Matt Cain's perfect game on June 13 vs. Houston with a diving catch on Jordan Schafer's fly ball in the seventh inning.

POSTSEASON

- Started all 16 games of the Giants' World Series run...Batted .235 (12-51) with two doubles, two triples, a homer and five RBI.

2010 SEASON

- Batted .310 (18-58) in 36 games for Atlanta...After being traded to Kansas City on July 31, hit .274 (49-179) with 10 steals in 49 games for the Royals.

2009 SEASON

- Appeared in 24 major league games for Atlanta.

2008 SEASON

- Made his first Opening Day roster.
- Played in 144 games for Atlanta, making 113 starts (55 in left field, 54 in center field and four in right field).

BACKGROUND

- Grégor Miguel Blanco attended Ignacio Burk (VZ) High School.
- Brother Grégory played two minor league seasons with the Angels (2003) and Pirates (2004).
- Attended Ignacio Burk High School in Caracas, Venezuela.
- Is Married (Zulay)...Has one son, Grégor Jr. (August 11, 2010) and one daughter, Grecia (Grace) Del Valle (October 15, 2015).

CAREER TRANSACTIONS

- Signed by Atlanta as a non-drafted free agent, July 10, 2000.
- Acquired by Kansas City from Atlanta along with RHP Jesse Chavez and LHP Tim Collins in exchange for OF Rick Ankiel, RHP Kyle Farnsworth and cash considerations on July 31, 2010.
- Acquired by Washington from Kansas City on May 8, 2011.
- Signed as a minor league free agent by San Francisco on January 18, 2012.
- On the 7-Day Disabled List, June 10 (retroactive to June 8)-June 19, 2015 with a concussion.
- On the 15-Day Disabled List, August 23 (retroactive to August 22)-September 16, 2016 with a right shoulder impingement.
- Signed as a minor league free agent by Arizona on January 18, 2017.
- Invited to spring training as a non-roster player by San Francisco on February 6, 2018.
- Signed as a minor league free agent by San Francisco on June 8, 2018.
- Signed as a minor league free agent by the New York Mets on December 21, 2018.

CAREER STATISTICS

YEAR	TEAM	AVG	G	AB	R	H	2B	3B	HR	RBI	SH	SF	HBP	BB	SO	SB	CS	SLG	OBP	E
2002	Macon (A)	.271	132	468	87	127	14	9	7	36	6	2	9	85	120	40	16	.385	.392	13
2003	Myrtle Beach (A)	.271	126	461	66	125	19	7	5	36	3	1	8	54	114	34	16	.375	.357	9
2004	Myrtle Beach (A)	.266	119	436	73	116	17	9	8	41	6	3	3	47	114	25	9	.401	.339	10
2005	Mississippi (AA)	.252	123	401	64	101	11	12	6	37	7	3	2	73	124	28	12	.384	.367	8
2006	Mississippi (AAA)	.287	66	251	45	72	16	3	0	9	5	0	3	43	57	17	6	.375	.397	6
	Richmond (AAA)	.294	73	269	43	79	12	1	0	19	6	0	0	52	53	14	9	.346	.408	2
2007	Richmond (AAA)	.282	124	464	81	131	18	5	3	35	14	2	2	63	85	23	18	.362	.369	6
2008	ATLANTA (NL)	.251	144	430	52	108	14	4	1	38	6	3	6	74	99	13	5	.309	.366	2
2009	Gwinnett (AAA)	.228	90	333	54	76	9	1	2	30	7	6	1	50	70	10	3	.279	.326	4
	ATLANTA (NL)	.186	24	43	5	8	0	1	0	1	1	0	0	4	9	2	0	.233	.255	1
2010	Gwinnett (AAA)	.286	44	154	26	44	8	0	1	11	9	0	1	23	28	9	1	.357	.382	0
	ATLANTA (NL)	.310	36	58	9	18	1	1	0	3	0	0	0	8	15	1	2	.362	.394	1
	KANSAS CITY (AL)	.274	49	179	22	49	8	3	1	11	2	1	0	21	35	10	2	.369	.348	0
2011	Omaha (AAA)	.196	23	56	13	11	5	0	0	4	1	0	0	17	15	9	1	.286	.384	0
	Syracuse (AAA)	.203	51	143	28	29	7	2	3	10	5	1	2	27	35	15	1	.343	.335	2
2012	SAN FRANCISCO (NL)	.244	141	393	56	96	14	5	5	34	5	2	2	51	104	26	6	.344	.333	2
2013	SAN FRANCISCO (NL)	.265	141	452	50	120	17	6	3	41	3	3	1	52	95	14	9	.350	.341	0
2014	SAN FRANCISCO (NL)	.260	146	393	51	102	18	6	5	38	6	1	3	41	77	16	5	.374	.333	1
2015	SAN FRANCISCO (NL)	.291	115	327	59	95	19	3	5	26	0	3	2	40	59	13	5	.413	.368	3
2016	SAN FRANCISCO (NL)	.224	106	241	28	54	10	4	1	18	1	1	1	29	51	6	3	.311	.309	1
2017	Visalia (A)	.389	5	18	3	7	1	0	0	3	0	0	0	2	5	4	0	.444	.450	0
	Reno (AAA)	.400	1	5	2	2	0	0	0	0	0	0	0	1	1	0	0	.400	.500	0
	ARIZONA (NL)	.246	90	224	43	55	10	3	3	13	1	0	0	31	59	15	1	.357	.337	3
2018	Sacramento (AAA)	.247	60	170	20	42	7	2	4	13	1	0	0	23	40	2	1	.382	.337	0
	SAN FRANCISCO (NL)	.217	68	189	19	41	7	3	2	12	1	1	0	12	58	6	2	.317	.262	3
Minor League Totals		.265	1037	3629	605	962	144	51	39	284	70	18	31	560	861	230	93	.366	.365	17
Major League Totals		.255	1060	2929	394	746	118	39	26	235	26	15	15	363	661	122	40	.348	.338	59

BLANCO, GRÉGOR

CAREER PLAYOFF STATISTICS

YEAR	RND	TEAM/OPP	AVG	G	AB	R	H	2B	3B	HR	RBI	SH	SF	HBP	BB	SO	SB	CS	SLG	OBP	E
2012	NLDS	SF vs. CIN	.286	5	14	3	4	1	0	1	2	0	0	1	1	5	0	0	.571	.375	0
	NLCS	SF vs. STL	.182	7	22	6	4	1	1	0	2	0	0	0	6	3	0	0	.318	.357	1
	WS	SF vs. DET	.267	4	15	1	4	0	1	0	1	0	0	0	6	0	0	0	.400	.267	0
2014	NLWC	SF vs. PIT	.000	1	4	1	0	0	0	0	0	0	0	0	1	0	0	0	.000	.200	0
	NLDS	SF vs. WAS	.111	4	18	0	2	0	0	0	1	1	0	0	2	1	1	0	.111	.200	0
	NLCS	SF vs. STL	.227	5	22	3	5	1	0	0	2	1	0	0	1	3	0	0	.273	.261	0
	WS	SF vs. KC	.143	7	28	6	4	0	0	1	2	0	0	0	6	4	1	0	.250	.294	1
2016	NLWC	SF vs. NYM																			
	NLDS	SF vs. CHC	.125	4	8	1	1	1	0	0	1	1	0	0	1	2	0	0	.250	.222	0
2017	NLWC	ARI vs. COL																			
	NLDS	ARI vs. LAD	.000	3	3	0	0	0	0	0	0	0	0	0	0	2	0	0	.000	.000	0
Postseason Totals			.179	40	134	21	24	4	2	2	11	3	0	1	18	26	2	0	.284	.281	2
Wild Card Totals			.000	1	4	1	0	0	0	0	0	0	0	0	1	0	0	0	.000	.200	0
LDS Totals			.163	16	43	4	7	2	0	1	4	2	0	1	4	10	1	0	.279	.250	0
LCS Totals			.205	12	44	9	9	2	1	0	4	1	0	0	7	6	0	0	.295	.314	1
WS Totals			.186	11	43	7	8	0	1	1	3	0	0	0	6	10	1	0	.302	.286	1

CAREER FIELDING

POS	G	PO	A	E	PCT	TC	DP
OF	915	1500	30	17	.989	1547	3



Keon BROXTON

23 OF

@KeonDDBroxton

@mr.broxton9ec

HT	6-4	WT	198	BT	R	TH	R
----	-----	----	-----	----	---	----	---

OPENING DAY AGE 28

BIRTHDATE MAY 7, 1990

BIRTHPLACE LAKELAND, FL

RESIDES LAKELAND, FL

MLB SERVICE TIME 2 YEARS, 38 DAYS

SIGNED BY LUKE WRENN (ARIZONA)

HOW OBTAINED ACQUIRED FROM MILWAUKEE

IN EXCHANGE FOR RHP BOBBY WAHL, RHP ADAM HILL AND INF FELIX VALERIO ON JANUARY 5, 2019

CONTRACT STATUS ARBITRATION ELIGIBLE AFTER 2019. FREE AGENT AFTER 2022

2018 SEASON

- Made 17 starts (11 in center field, six in right field) for Milwaukee.
- Had three stints with the team (June 26-July 27, August 13-21 and September 1-the end of the season).
- Belted a pair of homers with a career-best nine total bases and a career-high-tying four RBI in an 8-2 win on June 29 at Cincinnati...Was the third two-homer performance of his career.
- Caught the last out of the NL Central tiebreaker game on October 1 at Chicago (Anthony Rizzo fly ball to right field)...Robbed Brian Dozier of a ninth-inning home run on July 4 vs. Minnesota to preserve a 3-1 win.
- Batted .254 (76-299) with 10 homers, 37 RBI and 27 stolen bases in 82 games at Colorado Springs (AAA) of the Pacific Coast League.

POSTSEASON

- Appeared in two postseason games, both during the NLDS vs. Colorado (1-2, solo homer)...Homered in Game 3 at Coors Field (solo shot off Wade Davis)...Was not on the NLCS roster.

2017 SEASON

- Notched his first career 20-20 season with 20 homers and 21 steals (tied for ninth in the NL)...Appeared in 143 games with Milwaukee...Made 113 starts, all in center field.
- Went 5-42 (.119) with one homer and two RBI in his first 14 games, followed by a .337 (34-101) stretch over his next 28 games...In his next 16 games, went 4-49 (.082), then was 18-for-his-next-51 (.353) with seven homers and 16 RBI...Batted .057 (3-53) over his next 19 games and hit .314 (16-51) in the next 17 games...Went 11-67 (.164) in his last 33 games.
- Had three seven-game hitting streaks (May 7-14, May 16-25 and June 15-21).
- Recorded a career-high four RBI in an 11-7 win on May 9 vs. Boston as he finished a double shy of the cycle, going 3-3 with three runs, a triple, home run, hit by pitch and a stolen base.
- Belted his third career pinch-hit homer on August 15 vs. Pittsburgh with a solo shot off A.J. Schugel.
- Notched his second career two-homer game on August 16 vs. Pittsburgh.
- Robbed Randal Grichuk of a potential two-run homer in the ninth inning to end the game on August 30 vs. St. Louis...The Brewers won, 6-5.

CAREER BESTS

HITS, GAME

5 hits

8/6/16, Milwaukee at Arizona

HOME RUNS, GAME

2 home runs

3x, last, 6/29/18, Milwaukee at Cincinnati

MULTI-HOME RUN GAMES

3 multi-home run games

3 two-home run games

LEADOFF HR

None

INSIDE-THE-PARK HR

None

WALK-OFF HOME RUNS

None

PINCH-HIT HOME RUNS

3 pinch-hit home runs

last, 8/15/17, Milwaukee vs. Pittsburgh

RBI, GAME

4 RBI

2x, last, 6/29/18, Milwaukee at Cincinnati

STOLEN BASES, GAME

2 stolen bases

5x, last, 4/25/17, Milwaukee vs. Cincinnati

HITTING STREAK

7 games

3x, last, 6/15/17-6/21/17

GRAND SLAMS

None

2016 SEASON

- Made 58 starts, all in center field.
- Made his first career Opening Day roster.
- Had four stints with the team (Opening Day-April 16, May 20-June 3, June 10-July 3 and July 25 through the end of the season).
- Batted just .125 (8-64) with one homer and two RBI over his first 29 games and .294 (42-143) with eight homers and 17 RBI over his last 46 games after being recalled for his final stint with the team on July 25.
- His first major league hit was a bunt single on May 25 at Atlanta off Casey Kelly...Snapped an 0-24 streak to start his career.
- Belted his first major league home run on June 24 vs. Washington with a pinch-hit solo shot off Max Scherzer...Also hit a pinch-hit homer on August 5 at Arizona (solo off Braden Shipley).
- Became the first Brewers rookie to produce a five-hit game on August 6 at Arizona, going 5-5 with a run scored, a double, two RBI, a walk and a stolen base.
- Hit two solo homers on August 21 at Seattle, his first career multi-homer game.
- Suffered a season-ending right wrist fracture on September 16 at Wrigley Field after running into the outfield wall.

2015 SEASON

- Entered 2015 rated by *Baseball America* as the best defensive outfielder in the Pirates system.
- Had his contract selected by Pittsburgh on September 21...Appeared in seven games with the Pirates, all coming off the bench.
- Made his major league debut on September 21 at Colorado, entering as a pinch-runner...Stole a base and scored his first career run.
- His 39 stolen bases ranked second in the Pirates organization.

2014 SEASON

- Was traded from Arizona to Pittsburgh on March 27 for a player to be named or cash.
- Tied for third among Pirates minor leaguers in stolen bases (25) and was fourth in homers (15).
- Was the Eastern League Player of the Week for August 18-25 (.500, three homers, nine RBI).

2013 SEASON

- Was the Southern League Player of the Week for May 20-27 (.385, three homers, eight RBI).
- Was rated by *Baseball America* as the best athlete in the D-backs system.

2012 SEASON

- Appeared in six games at Reno (AAA) during the postseason.
- Following the season was rated by *Baseball America* as the best athlete in the D-backs system.
- Played for the Sydney Blue Sox in the Australian Baseball League (39 games, .231, two home runs, 15 RBI, 11 steals).

2011 SEASON

- Entered the season as the 10th-best prospect in the D-backs organization according to *Baseball America*.
- His 33 stolen bases ranked third in the D-backs organization

2010 SEASON

- Led the Midwest League in at-bats (531) and triples (19, led all minor leaguers).

2009 SEASON

- Batted .246 (67-272) with 11 home runs and 37 RBI in 72 games at Missoula (R) in his first pro season...Led the Pioneer League in triples (nine).

BACKGROUND

- Keon Darell Broxton graduated from Lakeland (FL) High School, where he also played football (wide receiver).
- Attended Santa Fe Community College.
- Was a competitive skateboarder as a kid in Lakeland, FL...Was sponsored by a local skate shop that gave him discounted boards and gear.
- Is a supporter of the Evan Michael Chambers Love Foundation.
- Also supports Dream Center of Lakeland.
- Has four Jack Russell terriers named Miley, Mello, G and Bubby Row.
- Enjoys pancakes and video games.

CAREER TRANSACTIONS

- Selected by the Arizona Diamondbacks in the third round of the 2009 First-Year Player Draft.
- Acquired by Pittsburgh from Arizona in exchange for a player to be named or cash on March 27, 2014.
- Acquired by Milwaukee from Pittsburgh along with RHP Trey Supak in exchange for INF Jason Rogers on December 17, 2015.
- Acquired by the New York Mets from Milwaukee in exchange for RHP Bobby Wahl, RHP Adam Hill and INF Felix Valerio on January 5, 2019.

CAREER STATISTICS

YEAR	TEAM	AVG	G	AB	R	H	2B	3B	HR	RBI	SH	SF	HBP	BB	SO	SB	CS	SLG	OBP	E
2009	Missoula (R)	.246	72	272	38	67	11	9	11	37	2	1	3	19	93	6	1	.474	.302	4
2010	South Bend (A)	.228	133	531	74	121	17	19	5	32	4	0	3	65	172	21	13	.360	.316	7
2011	South Bend (A)	.231	20	78	8	18	0	2	0	1	0	0	0	7	30	6	4	.282	.294	0
	Visalia (A)	.251	110	406	69	102	14	5	7	44	5	7	3	62	142	27	8	.362	.349	5
2012	Visalia (A)	.267	130	490	84	131	24	1	19	62	0	2	4	40	136	21	8	.437	.326	6
2013	Mobile (AA)	.231	101	334	40	77	13	3	8	41	4	2	2	30	116	5	1	.359	.296	5
2014	Altoona (AA)	.275	127	407	67	112	22	9	15	52	0	2	3	59	122	25	6	.484	.369	3
2015	Altoona (AA)	.302	45	179	35	54	12	4	3	26	1	4	1	19	51	11	6	.464	.365	2
	Indianapolis (AAA)	.256	88	312	51	80	15	8	7	42	1	5	2	47	105	28	9	.423	.352	4
	PITTSBURGH (NL)	.000	7	2	3	0	0	0	0	0	0	0	0	0	1	1	1	.000	.000	0
2016	MILWAUKEE (NL)	.242	75	207	28	50	10	1	9	19	1	0	0	36	88	23	4	.430	.354	4
	Colo. Springs (AAA)	.287	47	178	30	51	11	7	8	26	0	0	1	20	60	18	8	.562	.362	3
2017	MILWAUKEE (NL)	.220	143	414	66	91	15	4	20	49	1	1	7	40	175	21	7	.420	.299	7
	Colo. Springs (AAA)	.385	7	26	4	10	2	0	1	7	0	1	0	7	8	4	0	.577	.500	0
2018	Colo. Springs (AAA)	.254	82	299	47	76	16	2	10	37	0	3	2	30	119	27	4	.421	.323	3
	MILWAUKEE (NL)	.179	51	78	15	14	2	2	4	11	0	0	0	11	28	5	1	.410	.281	0
	Wisconsin (A)	.167	3	12	1	2	0	0	0	0	0	0	0	2	7	2	0	.167	.286	0
Minor League Totals		.256	965	3524	548	901	157	69	94	407	17	27	24	407	1161	174	64	.419	.335	39
Major League Totals		.221	276	701	112	155	27	7	33	79	2	1	7	87	292	50	13	.421	.313	11

CAREER PLAYOFF STATISTICS

YEAR	RND	TEAM/OPP	AVG	G	AB	R	H	2B	3B	HR	RBI	SH	SF	HBP	BB	SO	SB	CS	SLG	OBP	E
2018	NLDS	MIL vs. COL	.500	2	2	1	1	0	0	1	1	0	0	0	0	1	0	0	2.000	.500	0

CAREER FIELDING

POS	G	PO	A	E	PCT	TC	DP
OF	252	431	7	11	.976	449	0

MOST GAMES PLAYED BY POSITION

OUTFIELD

C. Jones	1103
Strawberry	1085
Wilson	1037
Beltrán	814
McReynolds	774
Mazzilli	684
Agee	639
Swoboda	639
G. Foster	617
Granderson	563

THIRD BASE

Wright	1572
Johnson	835
Garrett	709
Brooks	516
Alfonzo	515

SHORTSTOP

Harrelson	1281
Reyes	1104
Ordoñez	907
Elster	524
Santana	478

SECOND BASE

Backman	680
Millán	674
Flynn	533
Alfonzo	524
Murphy	507

FIRST BASE

Kranepool	1304
Hernandez	854
Duda	472
Olerud	463
Delgado	458

CATCHER

Grote	1176
Piazza	827
Hundley	745
Stearns	698
Carter	566

PITCHER

Franco	695
Feliciano	484
Seaver	401
Koosman	376



Arquimedes CAMINERO

26 NON-ROSTER INVITEE
RHP

HT	6-4	WT	245	BT	R	TH	R
----	-----	----	-----	----	---	----	---

OPENING DAY AGE 31
BIRTHDATE JUNE 16, 1987
BIRTHPLACE SANTO DOMINGO, DR
RESIDES SANTO DOMINGO, DR
MLB SERVICE TIME 2 YEARS, 60 DAYS
SIGNED BY FRED FERREIRA & ENRIQUE CONSTANTE (MIAMI)
HOW OBTAINED SIGNED AS A MINOR LEAGUE FREE AGENT ON JANUARY 3, 2019
CONTRACT STATUS SIGNED THROUGH 2019

2017-2018 SEASONS

- Pitched for the Yomiuri Giants of Nippon Professional Baseball (NPB)...Earned 40 saves in 77 appearances over two seasons in Japan, all out of the bullpen...Fanned 84 batters in 82.0 innings.
- In 2017, had 29 saves and 65 strikeouts in 63.1 innings.

2016 SEASON

- Appeared in 57 games between Pittsburgh and Seattle...Was traded from the Pirates to the Mariners on August 6.
- Had a 3.51 ERA (16 earned runs/41.0 innings) in 39 appearances before being dealt to Seattle and a 3.66 ERA (eight earned runs/19.2 innings) in 18 games after being traded.

2015 SEASON

- Led all NL rookie relievers in appearances (73) and strikeouts (73) in his first full major league season.
- Ended the season with a career-best five-straight wins from July 12-October 2...His win on July 12 was the first of his MLB career.
- From July 25-August 29, hurled 17.1 consecutive scoreless innings over 14 games...Owned a 2.37 ERA (eight earned runs/30.1 innings) in his last 28 games from July 29 through the end of the season.
- Struck out a career-high six batters in 2.1 innings on August 4 vs. the Chicago Cubs.
- Stranded 24 of 31 inherited runners.

2013 SEASON

- Was recalled by Miami on August 16 and made his major league debut that night vs. San Francisco with 1.0 scoreless frame...Made three scoreless appearances (3.0 innings) to begin his big league career.
- Was recalled by Miami again on September 3 once rosters expanded...Made seven straight scoreless appearances to end the regular season (6.2 innings).

2012 SEASON

- Split season between Jupiter (A) and Jacksonville (AA)...Posted a 1.64 ERA (seven earned runs/38.1 innings) and 44 strikeouts in a total of 31 relief appearances...Did not surrender a home run.

2011 SEASON

- Missed most of the season due to a right elbow strain and subsequent surgery on July 12...Made his lone appearance with the GCL Marlins on June 23.

2008 SEASON

- Pitched at three levels in the Marlins farm system and went 1-1 with three saves, 31 strikeouts and a 2.60 ERA (eight earned runs/27.2 innings) in 21 relief appearances.

CAREER BESTS

WIN STREAK
5 games
 7/12/15-10/2/15

LOSS STREAK
2 games
 2x, last, 4/10/16-4/13/16

STRIKEOUTS, GAME
6 strikeouts
 8/4/15, Pittsburgh vs. Chicago-NL

LONGEST OUTING, RELIEVER
3.0 innings
 8/18/15, Pittsburgh vs. Arizona

MOST WALKS, GAME
4 walks
 9/6/16, Seattle vs. Texas

SCORELESS STREAK
17.1 innings
 7/29/15-8/29/15

CAMINERO, ARQUIMEDES

BACKGROUND

- Arquimedes (pronounced “ar-keh-MEE-deez”) Euclides Caminero...Is married to his wife, Lisenia...Has two daughters, Ashley (born August 6, 2008) and Emely (born August 31, 2010).
- Was named after ancient Greek mathematicians Archimedes and Euclid...His father liked the names he saw in an algebra book.
- His last year in the majors was 2016...That season, was one of three pitchers to throw a pitch at 103 miles per hour or faster...The others were Aroldis Chapman and Mauricio Cabrera.

CAREER TRANSACTIONS

- Signed by Miami as a non-drafted free agent on May 25, 2005.
- Acquired by Pittsburgh from Miami in exchange for cash considerations on February 4, 2015.
- On the 15-Day Disabled List, May 25-June 11, 2016, with a left quadriceps strain.
- Acquired by Seattle from Pittsburgh on August 6, 2016 in exchange for LHP Jake Brentz and RHP Pedro Vasquez.
- Signed with the Yomiuri Giants of Japan's Nippon Professional Baseball on December 17, 2016.
- Signed by the New York Mets as a minor league free agent on January 3, 2019.

CAREER STATISTICS

YEAR	TEAM	W-L	ERA	G	GS	CG	SHO	SV	IP	H	R	ER	HR	HB	BB	SO	WP	BK
2005	DSL Marlins (R)	1-2	5.54	17	0	0	0	0	26.0	32	20	16	1	2	23	12	11	0
2006	DSL Marlins (R)	0-1	7.36	18	0	0	0	2	22.0	28	20	18	0	7	14	20	1	1
2007	DSL Marlins (R)	2-3	2.83	16	4	0	0	1	47.2	36	20	15	0	15	24	48	9	1
2008	GCL Marlins (R)	0-1	1.56	14	0	0	0	3	17.1	9	5	3	0	0	11	20	2	1
	Greensboro (A)	0-0	3.00	1	0	0	0	0	3.0	2	3	1	1	1	0	3	0	0
	Jamestown (A)	1-0	4.91	6	0	0	0	0	7.1	8	4	4	0	0	3	8	1	0
2009	Jupiter (A)	0-0	30.86	2	0	0	0	0	2.1	7	8	8	3	1	2	2	0	0
	Jamestown (A)	3-1	3.00	15	0	0	0	0	24.0	19	9	8	1	3	16	42	5	1
	Greensboro (A)	0-0	5.65	10	0	0	0	0	14.1	16	14	9	1	3	8	17	6	0
2010	Greensboro (A)	5-2	3.01	48	0	0	0	3	74.2	55	34	25	4	7	34	97	14	1
2011	GCL Marlins (R)	0-0	9.00	1	0	0	0	0	1.0	2	1	1	0	0	1	2	0	0
2012	Jupiter (A)	1-0	0.44	19	0	0	0	1	20.2	12	2	1	0	3	9	27	1	0
	Jacksonville (AA)	0-0	3.06	12	0	0	0	2	17.2	16	6	6	0	0	10	17	3	0
2013	Jacksonville (AA)	5-2	3.61	42	0	0	0	5	52.1	34	23	21	4	3	21	68	1	0
	MIAMI (NL)	0-0	2.77	13	0	0	0	0	13.0	10	4	4	2	1	3	12	1	0
	New Orleans (AAA)	1-0	0.00	1	0	0	0	0	2.0	0	0	0	0	0	0	1	0	0
2014	New Orleans (AAA)	4-1	4.86	42	0	0	0	10	63.0	70	36	34	7	7	30	79	12	0
	MIAMI (NL)	0-1	10.80	6	0	0	0	0	6.2	8	8	8	2	0	4	8	0	0
2015	PITTSBURGH (NL)	5-1	3.62	73	0	0	0	0	74.2	63	31	30	7	6	29	73	6	1
2016	PITTSBURGH (NL)	1-2	3.51	39	0	0	0	1	41.0	46	17	16	4	4	22	32	1	0
	Indianapolis (AAA)#	0-0	9.00	3	0	0	0	0	4.0	4	4	4	1	0	3	6	0	0
	SEATTLE (AL)	1-1	3.66	18	0	0	0	0	19.2	21	14	8	3	1	11	18	1	0
2017	Yomiuri (NPB)	3-5	2.42	57	0	0	0	29	63.1	56	21	17	4	4	23	65	1	0
2018	Yomiuri (NPB)	1-1	5.79	20	0	0	0	11	18.2	27	13	12	1	1	6	19	2	0
Minor League Totals		22-11	3.81	250	4	0	0	27	373.1	318	189	158	22	50	186	457	55	5
Japan (NPB) Totals		4-6	3.18	77	0	0	0	40	82.0	83	34	29	5	5	29	84	3	0
Major League Totals		7-5	3.83	149	0	0	0	1	155.0	148	74	66	18	12	69	143	9	1

- rehabilitation assignment

MAJOR LEAGUE HITTING TOTALS

YEAR	TEAM	AVG.	G	AB	R	H	2B	3B	HR	RBI	SH	SF	HBP	BB	SO	SB	CS	SLG	OBP	E
2016	PITTSBURGH (NL)	.000	39	2	0	0	0	0	0	0	0	0	0	0	1	0	0	.000	.000	0
Career Totals		.000	149	2	0	0	0	0	0	0	0	0	0	0	1	0	0	.000	.000	0

Last Home Run — None

Most Hits, Game — None

Most RBI, Game — None

CAREER FIELDING

POS	G	PO	A	E	PCT	TC	DP
P	149	5	15	0	1.000	20	0



Robinson CANÓ

24 INF

@RobinsonCano

@robinsoncano

HT	6-0	WT	212	BT	L	TH	R
----	-----	----	-----	----	---	----	---

OPENING DAY AGE 36

BIRTHDATE OCTOBER 22, 1982

BIRTHPLACE SAN PEDRO DE MACORIS, DR

RESIDES SAN PEDRO DE MACORIS, DR

MLB SERVICE TIME 13 YEARS, 76 DAYS

SIGNED BY CARLOS RIOS (NEW YORK-AL)

HOW OBTAINED ACQUIRED FROM SEATTLE ALONG WITH RHP EDWIN DÍAZ AND CASH CONSIDERATIONS IN EXCHANGE FOR OF JAY BRUCE, RHP ANTHONY SWARZAK, RHP GERSON BAUTISTA, RHP JUSTIN DUNN AND OF JARRED KELENIC ON DECEMBER 3, 2018

CONTRACT STATUS SIGNED THROUGH 2023

☆ **ALL-STAR:** 2006, 2010-14, 2016-17 ✕ **SILVER SLUGGER:** 2006, 2010-13 🏆 **GOLD GLOVE:** 2010, 2012
👉 **HR DERBY CHAMPION:** 2011 ☆ **ALL-STAR GAME MVP:** 2017 ☆ **WORLD BASEBALL CLASSIC MVP:** 2013

CAREER HIGHLIGHTS

- From 2005-2018 season, led all players with 2,470 hits and 534 doubles...His 1,188 runs scored and 1,233 RBI are the fourth-most in the majors over the last 14 seasons.
- Entering the 2019 season, he ranks in the top five among active players in hits (fourth), doubles (third), RBI (third) and runs (fifth).
- Is an eight-time All-Star...Was the AL's starting second baseman each season from 2010-2014...Also earned All-Star nods in 2006, 2016 and 2017...Was the 2017 All-Star Game MVP (hit a game-winning home run in the 10th inning).
- Has been recognized as a Silver Slugger award-winner five times (2006, 2010-2013)...Is a two-time Gold Glove-winning second baseman (2010, 2012).
- Finished in the top-six in voting for AL MVP each season from 2010-2014, including a third-place finish after the 2010 season... Added another top-10 MVP finish in 2016, when he earned the eighth-most points.
- Since his first season (2005), leads all major league players with 2,078 games played...From 2007-2017, played in 1,744 of a possible 1,782 games.
- Ranks second all-time with 296 home runs as a second baseman...Jeff Kent is first with 351.
- Is one of three players in MLB history to tally at least 150 hits in each of his first 13 seasons in the majors...Richie Ashburn (1948-1960) and Paul Waner (1926-1938) are the others.
- Is the 16th player in major league history to record a career batting average of .300 or better while collecting at least 1,000 runs, 2,000 hits, 500 doubles, 300 home runs and 1,000 RBI.
- Has 769 extra-base hits since 2007, second-most in the majors behind Miguel Cabrera (781).
- Is a two-time AL Player of the Month winner (September 2006, April 2010) and a seven-time AL Player of the Week honoree.

2018 SEASON

- Sustained a fractured fifth metacarpal on his right hand after being hit by a pitch on May 13 at Detroit...Placed on the 10-Day Disabled List on May 14...The following day, was suspended by Major League Baseball for 80 games for violating MLB's Joint Drug Prevention and Treatment Program...Returned from suspension on August 14.

CAREER BESTS

HITS, GAME
5 hits

2x, last, 8/16/15, Seattle at Boston

HOME RUNS, GAME
2 home runs

22x, last, 6/30/17, Seattle at Los Angeles (AL)

MULTI-HR GAMES
22 games

22 two-home run games

LEADOFF HR
None

INSIDE-THE-PARK HR
None

WALK-OFF HOME RUNS
1 walk-off home run

8/28/09, New York (AL) vs. Chicago (AL) (Randy Williams)

PINCH-HIT HOME RUNS
2 pinch-hit home runs

last, 4/14/08, New York (AL) at Tampa Bay (Alberto Reyes)

RBI, GAME
6 RBI

4x, last, 6/22/17, Seattle vs. Detroit

STOLEN BASES, GAME
1 stolen base

51x, last, 6/18/17, Seattle at Texas

HITTING STREAK
23 games
6/24/12-7/20/12

GRAND SLAMS
11 grand slams

last, 6/22/17, Seattle vs. Detroit (Francisco Rodríguez)

CANÓ, ROBINSON

- In 41 games after being reinstated from the restricted list, hit .317 (53-167) with 12 doubles, six home runs, 27 RBI and 20 runs scored...From his reinstatement through the end of the season, ranked second in the AL in hits, ninth in batting average, tied for ninth in doubles and tied for 11th in RBI.
- Hit his 10th home run of the season on September 24 vs. Oakland to give him 14 consecutive seasons with double-digit home runs, the second-longest active streak in the majors, trailing only Albert Pujols (18-straight seasons)...Ranks second all-time for most seasons with double-digit home runs as a primary second baseman (Jeff Kent, 16).
- Hit .333 (36-108) against lefties, third-best in the majors among left-handed batters (min. 100 PA).
- Made his first start at first base on August 14 at Oakland...Started at third base for the first time in his career on August 22 vs. Houston...Prior to those games, had never started in the field at a position other than second base in his major league career.

2017 SEASON

- Was on the 10-Day Disabled List with a strained right quad, May 16 (retroactive to May 13)-May 23.
- Earned his eighth career trip to All-Star Game where he hit a go-ahead home run in the top of the 10th inning to propel the AL to a 2-1 win over the NL in the 88th All-Star Game on July 11 in Miami...Was named All-Star Game MVP.
- Recorded his 500th career double on August 4 vs. Kansas City, making him the 63rd player in major league history with at least 500 doubles... He is the seventh second baseman (primary position) in MLB history to collect 500 doubles, joining Craig Biggio (668), Nap Lajoie (657), Charlie Gehringer (574), Jeff Kent (560), Rogers Hornsby (541) and Roberto Alomar (504).
- Hit his 300th career home run on September 21 vs. Texas to become the third primary second baseman in major league history to reach the milestone (Rogers Hornsby, 301, and Jeff Kent, 377).
- Became the fifth player in MLB history with 300 career home runs and 500 career doubles by the end of his age-34 season, joining Hall of Famers Lou Gehrig and Stan Musial and active players Albert Pujols and Miguel Cabrera.

2016 SEASON

- Was named to his seventh career All-Star Game.
- Competed in the Home Run Derby for the fourth time (also: 2011-13) where he belted a Derby-career-best 39 home runs.
- Among AL leaders, Cano ranked second in total

bases (349), second in at-bats, third in multi-hit games (59), fourth in hits, seventh in home runs, tenth in slugging (.533) and posted WAR of 7.3 (*Baseball-Reference*), sixth-best in MLB among position players.

- Led the majors with three extra inning home runs...Hit 11 home runs on the first pitch, tied for the MLB lead.
- Recorded his 1,000th career RBI in 1,707th career game on April 26 vs. Houston, making him the fifth-fastest second baseman to reach 1,000 career RBI.
- Named AL Player of the Week for the week of May 2-8.
- Reached base safely in career-best 34 straight games, April 30-June 5.
- Tallied his 450th career double on May 2 at Oakland.
- Scored his 1,000th career run on June 5 at Texas.
- Doubled to left field in first inning on September 3 vs. Angels, his 12th consecutive season with 30 or more doubles...According to STATS Inc., is one of four players in MLB history to record 12 or more straight seasons with at least 30 doubles... He is the only player in MLB history with 30-plus doubles in each of first 12 seasons.

2015 SEASON

- Recorded his 2,000th career hit September 23 at Kansas City, becoming the 14th player in MLB history to reach the mark within his first 11 seasons.
- Was the fifth-youngest active player (32 years, 336 days) with 2,000 hits.
- Finished season on a 16-game hit streak beginning on September 16, batting .354 (23-65) with nine runs, five home runs and 14 RBI over the final 16 games of the season.
- Tallied the sixth walk-off hit of his career with a walk-off base hit in the 11th inning on July 7 vs. Detroit.
- Named a nominee for Marvin Miller Man of the Year Award.

2014 SEASON

- Hit .314 with 77 runs, 37 doubles, two triples, 14 home runs and 82 RBI.
- Was the M's nominee for the Hank Aaron Award.
- Was the AL starting second baseman in his fifth consecutive All-Star Game...Became the first AL second baseman to start five straight All-Star games since Roberto Alomar (1996-2000).
- Had 37 doubles (tied for seventh in the AL)...Was

sixth in the league in hits (187), on-base (.382) and batting average (.314), fourth in multi-hit games (56) and tied for seventh in doubles (37)...Was tied for 11th in AL with 12 game-winning RBI...Sixth among AL position players with 6.4 WAR - *Baseball-Reference.com*.

- Missed four games (May 29-June 1) with a left hand contusion...Was the first time since 2006 he missed four straight starts.

2013 SEASON

- Named the AL's starting second baseman in the All-Star Game held at Citi Field...Left the game early with a contusion of the right quadriceps.
- Awarded his fourth straight Silver Slugger Award.
- Launched his 200th career home run August 20 (Game 1) vs. Toronto.
- Played for Dominican Republic in World Baseball Classic prior to the regular season, winning WBC Tournament MVP after batting .469 and recording the most hits (15) in a single WBC tournament...Named to WBC All-Tournament team.

2012 SEASON

- Earned his fourth career Silver Slugger Award and third straight.
- Received his second career Gold Glove Award (also 2010) at second base.
- Named the Yankees winner of the inaugural Wilson Defensive Player of the Year Award.
- Led major league second basemen in games played (161), hits (196), doubles (48), home runs (33), RBI (94) and batting average (.313).
- Named to his fourth career All-Star Game.
- Served as AL's Home Run Derby captain.
- Recorded his 300th career double on May 16 at Toronto...Hit safely in a career-high—and 2012 AL-best—23 straight games from June 24-July 20.
- Was the AL Player of the Week for period ending July 1.

POSTSEASON

- Started all nine of the Yankees' playoff contests vs. the Orioles (ALDS) and Tigers (ALCS).

2011 SEASON

- Set a career high with 118 RBI, ranking fourth in the majors...Did not go more than two straight games without a hit.
- Won his third Silver Slugger Award.
- Named to *Sporting News* All-Star team.
- Ranked second in the majors with 81 extra-base hits, trailing only Jacoby Ellsbury (83).

- Started at second base for the AL in the 2011 All-Star Game in Arizona.
- Blasted 32 total home runs in the Home Run Derby to take home the title...His father, José, was his pitcher for the Derby.
- Appeared in his 1,000th major league game on August 1 at Chicago (AL), tallying 1,197 career hits and appearing in 588 wins...Since 1950, the only major leaguers to reach those totals through their 1,000th career game were Derek Jeter and Johnny Pesky.
- Following the season, participated in MLB All-Star Series in Taiwan.

POSTSEASON

- Went 3-for-5 with two doubles, a grand slam and six RBI in the Yankees' Division Series Game 1 win, matching franchise record for RBI in a postseason game.
- Became third major leaguer with three or more extra-base hits and at least six RBI in a postseason series opener, joining San Francisco's Will Clark (1989 NLCS) and Boston's Mo Vaughn (1998 ALDS).

2010 SEASON

- Led all AL second basemen in average, runs, hits, doubles, HR, RBI, slugging and on-base percentage.
- Received his first Gold Glove Award.
- Was awarded his second Silver Slugger Award (also '06) and placed third in AL MVP voting.
- Named to the *Sporting News* 2010 All-Star team.
- Became seventh second baseman to win Gold Glove and Silver Slugger in same season, joining Dustin Pedroia (2008), Placido Polanco (2007), Bret Boone (2003), Roberto Alomar (1992, '96, '99-2000), Chuck Knoblauch (1997), Frank White (1986) and Lou Whitaker (1983-85).
- Finished season with 200 hits, reaching the plateau in his final at-bat of season...Became first second baseman in the Majors with back-to-back 200 hit seasons since Carlos Baerga in 1992-93 (205 and 200, respectively).
- Started his first career All-Star Game.
- Hit his 100th career home run June 13 vs. Houston off Brian Moehler.
- Named AL co-Player of the Week with Tampa Bay's Evan Longoria for week ending August 22.

POSTSEASON

- Hit .343 with eight runs, four home runs and six RBI in the 2010 postseason.

- Hit all four home runs in the ALCS, becoming the first Yankee to hit four home runs in a single ALCS and fifth to do so in a single postseason series (also Reggie Jackson-5 HR in 1977 WS, Hank Bauer - 4 HR in 1958 WS, Lou Gehrig - 4 HR in 1928 WS and Babe Ruth - 4 HR in 1926 WS).

2009 SEASON

- Hit .320 with 103 runs, a team-high 48 doubles, two triples, 25 home runs, 85 RBI in 161 games.
- Ranked third in AL in hits, tied for third in doubles and fourth in total bases (331).
- Collected 203 hits and 25 home runs as a second baseman, joining Bret Boone (2001) and Alfonso Soriano (2002) as the third second baseman since Rogers Hornsby retired in 1937 to have 200+ hits and 25+ home runs in a season.
- Represented his native Dominican Republic in 2009 World Baseball Classic.

POSTSEASON

- Played every inning of the Yankees' 2009 World Series-winning playoff run.

2008 SEASON

- Struck out 65 times, tied for the fourth-fewest among AL players with at least 600 PA.

2007 SEASON

- Led AL second basemen with 97 RBI.
- Batted .328 (63-192) against lefties, the second-highest average in the majors for a left-handed batter against left-handed pitching.
- Was involved in 136 double plays, most in majors by a second baseman since Cleveland's Carlos Baerga in 1992 (138).
- Was named AL co-Player of the Week for period ending July 22 (.500/17-34, 8 R, 2 HR, 9 RBI)... Named AL co-Player of the Week for period ending August 5 (.478/11-23, 9 R, 3 HR, 9 RBI).

POSTSEASON

- Hit .333 (5-15) with a double, two homers, three RBI and three runs scored in the Yankees' four-game series defeat vs. Cleveland in the ALDS.

2006 SEASON

- Won his first Silver Slugger Award and earned his first All-Star nod (replaced on roster due to injury).
- Among AL leaders, ranked third in average (.342) and tied for ninth with 41 doubles.
- On the 15-Day Disabled List from June 27-August 8 with a left hamstring strain (missed 35 games).
- Was named AL Player of the Month for September after batting .373 (41-110).

POSTSEASON

- Started all four games of the ALDS vs. Detroit, going 2-15 (.133).

2005 SEASON

- Finished second behind Oakland's Huston Street in AL Rookie of the Year voting, receiving four first-place votes.
- Hit .297 (155-522) with 14 home runs and 62 RBI in 132 games with the Yankees after being recalled to the majors in May.
- Led the AL with a .335 road batting average... Led AL rookies in batting average, runs (78), hits, doubles (34), multi-hit games (47) and total bases (239)...Ranked second with 52 extra-base hits and a .534 slugging percentage, fourth in RBI and fifth in home runs
- Began season with Columbus (AAA) of the International League and hit .333 (36-108) with eight doubles, three triples, four homers and 24 RBI in 24 games...Was recalled from Columbus on May 3 and made his MLB debut that night.
- Was named AL Rookie of the Month for September, batting .381 (40-105) with 22 runs, nine doubles, two triples, five homers and 16 RBI.

POSTSEASON

- Hit .263 (5-19) in five Division Series games vs. the Angels with a team-leading five RBI.

2004 SEASON

- Played in All-Star Futures Game in Houston.
- Was ranked the Yankees' No. 2 prospect by *Baseball America* after the season.

2001 SEASON

- Made professional debut...Hit .230 (46-200) with three home runs and 34 RBI in 57 games with GCL Yankees...also played two games for Staten Island in the New York-Penn League.

BACKGROUND

- Robinson Jose Canó played basketball and baseball at San Pedro Apostol High School.
- Wears uniform number 24 to honor Baseball Hall of Famer Jackie Robinson, his namesake, whose number 42 has been retired throughout Major League Baseball.
- Along with his mother, Claribel, and father, José, established the RC22 Foundation in 2011 designed to provide hope to sick and underprivileged children in New York City and the Dominican Republic...In 2015, opened the RC22 DREAM School and early childhood education center in San Pedro de Macoris.

- Has a children's wing named after him (The Robinson Canó Pediatric Occupational Therapy Suite) at Hackensack University Medical Center.
- His father, Jose, was a pitcher in the Yankees, Braves and Astros organizations; appeared in six games with the Astros (three starts) in 1989.
- Visited the residence of the U.S. Ambassador to the Dominican Republic on 1/27/11 as part of MLB's "Dominican Baseball Families" initiative to support projects undertaken by the MLB Dominican Development Alliance.
- Finalist for the 2006 and 2017 Roberto Clemente Award, given annually to the Major League Baseball player who combines outstanding skills on the baseball field with devoted work in the community.
- Received 2010 "Joe DiMaggio Toast of the Town" Award from New York Chapter of the BBWAA.
- Was also given the 2010 "Player Citizen of the Year" Award from *latinobaseball.com*.

CAREER TRANSACTIONS

- Signed by New York-AL as a non-drafted free agent on January 5, 2001.
- On the 15-Day Disabled List, June 26-August 8, 2006, with a strained left hamstring.
- Signed by Seattle as a free agent to a 10-year contract, December 12, 2013.
- On the 10-Day Disabled List, May 16 (retroactive to May 13)-May 23, 2017, with a right quad strain.
- Placed on 10-Day Disabled List on May 14, 2018 with a fractured right hand.
- Suspended by Major League Baseball for 80 games for violating MLB's Joint Drug Prevention and Treatment Program on May 15, 2018... Reinstated from the Restricted List on August 14.
- Acquired by the New York Mets from Seattle along with RHP Edwin Díaz and cash considerations in exchange for OF Jay Bruce, RHP Anthony Swarzak, RHP Gerson Bautista, OF Jarred Kelenic and RHP Justin Dunn on December 3, 2018.

CAREER STATISTICS

YEAR	TEAM	AVG	G	AB	R	H	2B	3B	HR	RBI	SH	SF	HB	BB	SO	SB	CS	SLG	OBP	E
2001	GCL Yankees (R)	.230	57	200	37	46	14	2	3	34	0	2	3	28	27	11	2	.365	.330	11
	Staten Island (A)	.250	2	8	0	2	0	0	0	2	0	0	0	2	0	0	0	.250	.250	1
2002	Greensboro (A)	.276	113	474	67	131	20	9	14	66	0	1	3	29	78	2	1	.445	.321	37
	Staten Island (A)	.276	22	87	11	24	5	1	1	15	1	0	0	4	8	6	1	.391	.308	3
2003	Tampa (A)	.276	90	366	50	101	16	3	5	50	0	3	4	17	49	1	1	.377	.313	13
	Trenton (AA)	.280	46	164	21	46	9	1	1	13	2	0	6	9	16	0	0	.366	.341	5
2004	Trenton (AA)	.301	74	292	43	88	20	8	7	44	0	4	3	24	40	2	4	.497	.356	12
	Columbus (AAA)	.259	61	216	22	56	9	2	6	30	3	2	1	18	27	0	1	.403	.316	4
2005	Columbus (AAA)	.333	24	108	19	36	8	3	4	24	0	0	0	6	13	0	0	.574	.368	4
	NEW YORK (AL)	.297	132	522	78	155	34	4	14	62	7	3	3	16	68	1	3	.458	.320	17
2006	NEW YORK (AL)	.342	122	482	62	165	41	1	15	78	1	5	2	18	54	5	2	.525	.365	9
	GCL Yankees (R)#	.400	1	5	0	2	0	0	0	1	0	0	0	0	0	0	0	.400	.400	0
	Trenton (AA)#	.500	3	10	1	5	2	0	0	2	0	0	0	3	1	0	0	.700	.615	0
2007	NEW YORK (AL)	.306	160	617	93	189	41	7	19	97	1	4	8	39	85	4	5	.488	.353	13
2008	NEW YORK (AL)	.271	159	597	70	162	35	3	14	72	1	5	5	26	65	2	4	.410	.305	13
2009	NEW YORK (AL)	.320	161	637	103	204	48	2	25	85	0	4	3	30	63	5	7	.520	.352	12
2010	NEW YORK (AL)	.319	160	626	103	200	41	3	29	109	0	5	8	57	77	3	2	.534	.381	3
2011	NEW YORK (AL)	.302	159	623	82	188	46	7	28	118	0	8	12	38	96	8	2	.533	.349	10
2012	NEW YORK (AL)	.313	161	627	105	196	48	1	33	94	0	2	7	61	96	3	2	.550	.379	6
2013	NEW YORK (AL)	.314	160	605	81	190	41	0	27	107	0	5	6	65	85	7	1	.516	.383	6
2014	SEATTLE (AL)	.314	157	595	77	187	37	2	14	82	0	3	6	61	68	10	3	.454	.382	9
2015	SEATTLE (AL)	.287	156	624	82	179	34	1	21	79	0	4	3	43	107	2	6	.446	.334	6
2016	SEATTLE (AL)	.298	161	655	107	195	33	2	39	103	0	5	8	47	100	0	1	.533	.350	3
2017	SEATTLE (AL)	.280	150	592	79	166	33	0	23	97	0	3	4	49	85	1	0	.453	.338	10
2018	SEATTLE (AL)	.303	80	310	44	94	22	0	10	50	0	2	4	32	47	0	0	.471	.374	2
	Tacoma (AAA)#	.286	2	7	1	2	0	0	0	0	0	0	0	1	0	0	0	.286	.375	0
	Everett (A)#	.455	3	11	3	5	1	0	2	6	0	0	0	1	0	0	0	1.091	.500	0
Minor League Totals		.279	498	1948	275	544	104	29	43	287	6	12	20	140	261	22	10	.429	.332	119
Major League Totals		.304	2078	8112	1188	2470	534	33	311	1233	10	58	79	582	1096	51	38	.493	.355	90

rehabilitation assignment

CAREER PLAYOFF STATISTICS

YEAR	RND	TEAM/OPP	AVG	G	AB	R	H	2B	3B	HR	RBI	SH	SF	HBP	BB	SO	SB	CS	SLG	OBP	E
2005	ALDS	NY Yankees vs. LAA	.263	5	19	3	5	3	0	0	5	0	0	0	2	4	0	1	.421	.333	2
2006	ALDS	NY Yankees vs. DET	.133	4	15	0	2	0	0	0	0	0	0	0	0	1	0	0	.133	.133	0
2007	ALDS	NY Yankees vs. CLE	.333	4	15	3	5	1	0	2	3	0	0	0	1	1	0	1	.800	.375	1
2009	ALDS	NY Yankees vs. MIN	.167	3	12	1	2	0	0	0	1	0	0	0	0	1	0	0	.167	.167	0
	ALCS	NY Yankees vs. LAA	.261	6	23	4	6	1	2	0	4	0	0	2	4	3	0	0	.478	.414	2
	WS	NY Yankees vs. PHI	.136	6	22	0	3	0	0	0	1	0	1	0	0	5	0	0	.136	.130	0
2010	ALDS	NY Yankees vs. MIN	.333	3	12	3	4	0	1	0	1	0	0	0	0	0	0	0	.500	.333	0
	ALCS	NY Yankees vs. TEX	.348	6	23	5	8	1	0	4	5	0	0	0	1	3	0	0	.913	.375	0
2011	ALDS	NY Yankees vs. DET	.318	5	22	2	7	2	0	2	9	0	0	0	2	4	0	0	.682	.375	0
2012	ALDS	NY Yankees vs. BAL	.091	5	22	1	2	2	0	0	4	0	0	0	1	3	0	0	.182	.130	0
	ALCS	NY Yankees vs. DET	.056	4	18	0	1	0	0	0	0	0	0	0	0	3	0	0	.056	.056	0
Postseason Totals			.198	24	91	10	18	5	0	2	13	0	0	0	15	28	1	1	.319	.311	3
LDS Totals			.231	29	117	13	27	8	1	4	23	0	0	0	6	14	0	2	.419	.268	3
LCS Totals			.234	16	64	9	15	2	2	4	9	0	0	2	5	9	0	0	.516	.310	2
WS Totals			.136	6	22	0	3	0	0	0	1	0	1	0	0	5	0	0	.136	.130	0

ALL-STAR GAMES

YEAR	LEAGUE/SITE	AVG	G	AB	R	H	2B	3B	HR	RBI	SH	SF	HB	BB	SO	SB	CS	SLG	OBP	E	
2006	AL/Pittsburgh	Did Not Play - Injured																			
2010	AL/Los Angeles (AL)	.000	1	1	0	0	0	0	0	1	0	1	0	0	0	0	0	.000	.000	0	
2011	AL/Arizona	.000	1	2	0	0	0	0	0	0	0	0	0	0	0	0	0	.000	.000	0	
2012	AL/Kansas City	.500	1	2	0	1	0	0	0	0	0	0	0	0	0	0	0	.500	.500	0	
2013	AL/New York (NL)	---	1	0	0	0	0	0	0	0	0	0	1	0	0	0	0	---	1.000	0	
2014	AL/Minnesota	.000	1	2	0	0	0	0	0	0	0	0	0	0	2	0	0	.000	.000	0	
2016	AL/San Diego	---	1	0	0	0	0	0	0	0	0	0	0	1	0	0	0	---	1.000	0	
2017	AL/Miami	.500	1	2	1	1	0	0	1	1	0	0	0	0	1	0	0	2.000	.500	0	
All-Star Game Totals		.222	7	9	2	2	0	0	1	2	0	1	1	1	3	0	0	.556	.333	0	

WORLD BASEBALL CLASSIC

YEAR	CLUB	AVG	G	AB	R	H	2B	3B	HR	RBI	SH	SF	HB	BB	SO	SB	CS	SLG	OBP	E
2009	Dom. Republic	.231	3	13	2	3	0	0	0	0	0	0	0	1	1	0	0	.231	.286	0
2013	Dom. Republic	.469	8	32	6	15	4	0	2	6	0	0	0	3	7	0	0	.781	.514	1
2017	Dom. Republic	.250	6	20	5	5	1	0	1	3	0	0	0	6	1	0	0	.450	.423	0
WBC Totals		.354	17	65	13	23	5	0	3	9	0	0	0	10	9	0	0	.569	.440	1

CAREER FIELDING

POS	G	PO	A	E	PCT	TC	DP
2B	2025	3841	5586	118	.988	9545	1347
1B	14	87	3	1	.989	91	9
3B	2	2	2	0	1.000	4	1
SS	1	0	0	0	--	0	0

MOST EXTRA-BASE HITS SINCE 2007

Miguel Cabrera781
ROBINSON CANÓ769
 Albert Pujols.....766

Ryan Braun.....738
 David Ortiz.....687
 Adrián Beltré.....686



Gavin CECCHINI

NON-ROSTER INVITEE
2 INF

@GavinCecchini2

@gavincecchini2

HT	6-2	WT	200	BT	R	TH	R
----	-----	----	-----	----	---	----	---

OPENING DAY AGE 25
BIRTHDATE DECEMBER 22, 1993
BIRTHPLACE LAKE CHARLES, LA
RESIDES LAKE CHARLES, LA
MLB SERVICE TIME 0 YEAR, 82 DAYS
SIGNED BY TOMMY JACKSON
HOW OBTAINED METS FIRST-ROUND PICK (12TH OVERALL) IN THE 2012 FIRST-YEAR PLAYER DRAFT
CONTRACT STATUS ARBITRATION ELIGIBLE AFTER 2021. ELIGIBLE FREE AGENT AFTER 2024

2018 SEASON

- Played in one game (August 31 with St. Lucie) after May 9... Was on the Disabled List with a capsular tear of his first tarsometatarsal joint of his right foot.
- Hit .294 (32-109) with 14 extra-base hits in 30 games for Las Vegas (AAA) of the Pacific Coast League before his injury.

2017 SEASON

- Was with the Mets from June 15-June 23 and August 17 through the end of the season.
- Played in a career-high 32 games...In the field, Cecchini played all 20 of his games at second base (18 starts).
- Hit his first major league homer off Clayton Kershaw at Dodger Stadium on June 19...Was the third player to hit his first career homer off Kershaw...Darnell McDonald and Héctor Gómez were the others.
- Turned in a career-high three hits on September 16 at Atlanta... Also matched his career-high in RBI (two)...Hit safely in 13 of his 18 starts.
- Batted .280 (7-25) with one double and one homer off left-handed pitching.
- Batted .267 (121-453) with 27 doubles, three triples, six home runs, 39 RBI and 68 runs scored in 110 games for the 51s...Hit .287 (39-136) after the Triple-A All-Star break.
- Played four games for Team Italy in the World Baseball Classic... Had one double and one RBI.

2016 SEASON

- Called up from Las Vegas (AAA) on September 6 and was on the major league roster for the first time in his career...Made his major league debut as a pinch-hitter on September 11 at Atlanta.
- Recorded his first career hit and RBI with an RBI double on September 24 vs. Philadelphia...Finished the game 2-3 with two doubles and two RBI.
- Ranked among the Pacific Coast League leaders in average (.325, third), hits (145, fourth), on-base percentage (.390, fifth) and lowest total plate appearance/strikeout ratio (9.07, 2nd).

2015 SEASON

- Was named the Eastern League's Rookie of the Year...Was the first Binghamton player to win the award since Paul Wilson in 1995.
- Finished second in the Eastern League batting (.317).
- Selected to the Eastern League's mid-season and post-season All-Star team.

CAREER BESTS

HITS, GAME

3 hits

9/16/17 at Atlanta

HOME RUNS, GAME

1 home run

6/19/17 at Los Angeles-NL

MULTI-HR GAMES

None

LEADOFF HR

None

INSIDE-THE-PARK HR

None

WALK-OFF HOME RUNS

None

PINCH-HIT HOME RUNS

None

RBI, GAME

2 RBI

4x, last, 9/16/17 at Atlanta

STOLEN BASES, GAME

None

HITTING STREAK

4 games

6/19/17-6/22/17

GRAND SLAMS

None

CECCHINI, GAVIN

- Won the Sterling Award, emblematic of the top player at Binghamton.

2014 SEASON

- Played for three Mets affiliates: Savannah (A) of the South Atlantic League, St. Lucie (A) of the Florida State League and Binghamton (AA) of the Eastern League.
- At the end of the year, was the second-youngest player in the Eastern League.
- Scored the game-winning run on Jayce Boyd's walk-off double in the EL's Championship Series clincher September 12 vs. Richmond.

BACKGROUND

- Gavin Cecchini led Barbe (LA) High School to the State 5A championship in 2012.
- Name is pronounced "Gavin chick-KEE-nee."

- Named Louisiana's Mr. Baseball as a senior.
- Played for Team USA Under-18 in 2011.
- His brother, Garin, played in the majors for Boston from 2014-2015.
- His father Glenn was a high school coach and now manages the Team USA under-18 squad.
- Made a personal contribution to the Mayor's Fund following Superstorm Sandy.
- Raised \$5,000 for the victims of Hurricane Harvey.
- Played four games for Team Italy in the World Baseball Classic.

CAREER TRANSACTIONS

- Selected by the New York Mets in the first round (12th overall) of the 2012 First-Year Player Draft.

CAREER STATISTICS

YEAR	TEAM	AVG	G	AB	R	H	2B	3B	HR	RBI	SH	SF	HBP	BB	SO	SB	CS	SLG	OBP	E
2012	Kingsport (R)	.246	53	191	21	47	9	2	1	22	0	2	1	18	43	5	4	.330	.311	5
	Brooklyn (A)	.000	5	5	2	0	0	0	0	0	0	0	1	0	1	0	0	.000	.167	0
2013	Brooklyn (A)	.273	51	194	18	53	8	0	0	14	2	2	0	14	30	2	3	.314	.319	8
	Savannah (A)	.259	57	228	42	59	17	4	3	25	1	3	2	25	41	7	1	.408	.333	12
2014	St. Lucie (A)	.236	68	233	36	55	10	1	5	31	0	5	1	32	40	3	3	.352	.325	15
	Binghamton (AA)	.250	1	4	1	1	0	0	0	0	0	0	0	0	1	0	0	.250	.250	0
2015	Binghamton (AA)	.317	109	439	64	139	26	4	7	51	0	2	2	42	55	3	4	.442	.377	28
2016	Las Vegas (AAA)	.325	117	446	71	145	27	2	8	55	4	1	0	48	55	4	1	.448	.390	34
	METS	.333	4	6	2	2	2	0	0	2	0	0	1	0	2	0	0	.667	.429	0
2017	Las Vegas (AAA)	.267	110	453	68	121	27	3	6	39	2	0	2	40	61	5	4	.380	.329	13
	METS	.208	32	77	4	16	2	0	1	7	0	0	1	4	19	0	1	.273	.256	0
2018	Las Vegas (AAA)	.294	30	109	14	32	11	1	2	9	2	0	1	7	15	1	1	.468	.342	3
	St. Lucie (A)	.500	1	4	1	2	0	0	0	0	0	0	0	0	0	0	0	.500	.500	0
Minor League Totals		.284	602	2306	338	654	135	17	32	246	11	15	10	226	342	30	21	.399	.348	118
Major League Totals		.217	36	83	6	18	4	0	1	9	0	0	2	4	21	0	1	.301	.270	0

WORLD BASEBALL CLASSIC

YEAR	CLUB	AVG.	G	AB	R	H	2B	3B	HR	RBI	SH	SF	HB	BB	SO	SB	CS	SLG	OBP	E
2017	Italy	.133	4	15	0	2	1	0	0	1	0	0	0	0	2	0	0	.200	.133	2

CAREER FIELDING

POS	G	PO	A	E	PCT	TC	DP
2B	20	33	33	0	1.000	66	10
SS	2	0	1	0	1.000	1	0

IN A PINCH

The Mets have had five games in franchise history where two pinch-hitters have connected for home runs in the same game. Here's a look:

Date	Opponent	Hitter	Inning	Hitter	Inning
8/15/62	Phillies	Choo Choo Coleman	6th	Jim Hickman	8th
9/17/63	Phillies	Joe Hicks	7th	Frank Thomas	9th
8/4/66	Giants	John Stephenson	8th	Ron Swoboda	9th
5/4/91	Giants	Mackey Sasser	9th	Mark Carreon	9th
5/11/97	Cardinals	Butch Huskey	9th	Carl Everett	9th



Yoenis CÉSPEDES

52 OF

@ynscspds

@ycespedes52

HT	5-11	WT	225	BT	R	TH	R
----	------	----	-----	----	---	----	---

OPENING DAY AGE 33

BIRTHDATE OCTOBER 18, 1985

BIRTHPLACE CAMPECHUELA, CUBA

RESIDES PORT ST. LUCIE, FL

MLB SERVICE TIME 7 YEARS, 0 DAYS

HOW OBTAINED SIGNED AS A FREE AGENT ON NOVEMBER 30, 2016

CONTRACT STATUS SIGNED THROUGH 2020

☆ **ALL-STAR:** 2014 (AL), 2016 (NL) ✕ **SILVER SLUGGER:** 2016 🏆 **GOLD GLOVE:** 2015 🧢 **HR DERBY CHAMPION:** 2013, 2014

CAREER HIGHLIGHTS

- Finished second in the AL Rookie of the Year voting in 2012.
- Two-time All-Star (2016 with the Mets and 2014 with Oakland).
- Named a 2016 NL Silver Slugger.
- Won the 2013 Home Run Derby at Citi Field...Won the 2014 Home Run Derby at Target Field in Minneapolis, MN...He and Ken Griffey, Jr. are the only two players in major league history to win back-to-back Home Run Derby titles.
- Won a Rawlings Gold Glove award for his play in left field with Detroit in 2015.
- Was the NL Player of the Week for the week of September 7-13, 2015...Named the AL Player of the Week for the week of July 9-15, 2012.
- Since making his major league debut in 2012, his 67 outfield assists are the third-most in the majors.
- Owns a .455 (25-55) average with the bases loaded, tied for second among active players (min. 40 at-bats) to Matt Carpenter (.522)...Céspedes' .891 slugging percentage with the bases full is the highest for any player who debuted in the expansion era (since 1961).
- Is the only player in team history with multiple three-homer games (April 11, 2017 at Philadelphia & August 21, 2015 at Colorado).
- Through the end of the 2018 season, the Mets are 165-143 (.536) in games he has appeared in for New York.

2018 SEASON

- On the 10-Day Disabled List on May 16 (retroactive to May 14) with a mild strain of the right hip flexor...Was activated on July 20, then placed on the 10-Day Disabled List on July 24 (retroactive to July 21) due to surgery on both heels...Was transferred to the 60-Day Disabled List on July 31.
- Underwent surgery to remove bone calcification in his right heel on August 2 in Green Bay, Wisconsin...Had surgery on his left heel on October 26...Dr. Robert Anderson performed both procedures.
- Had 25 RBI in March/April, fifth-most in the majors and tied for second-most ever by a Met through April with John Buck (25 RBI, 2013)...Only Jeff Kent (26 RBI, 1994) had more.
- His six March/April homers gave him 19 home runs in March/April since 2016 (his first March/April with the Mets)...The 19 homers are ninth-most in the majors in March/April since 2016...Has 33 home runs in 146 career March/April games, most of any month in his career.

CAREER BESTS

HITS, GAME

5 hits

8/21/15 at Colorado

HOME RUNS, GAME

3 home runs

2x, last, 4/11/17 at Philadelphia

MULTI-HR GAMES

10 games

2 three-home run games & 8 two-home run games

LEADOFF HR

None

INSIDE-THE-PARK HR

None

WALK-OFF HOME RUNS

2 walk-off home runs

last, 8/29/16, vs. Miami (Nick Wittgren)

PINCH-HIT HOME RUNS

1 pinch-hit home run

4/26/16, vs. Cincinnati (Brandon Finnegan)

RBI, GAME

7 RBI

8/21/15 at Colorado

STOLEN BASES, GAME

2 stolen bases

3x, last, 4/29/18 at San Diego

HITTING STREAK

15 games

6/15/14-7/2/14

GRAND SLAMS

6 grand slams

last, 4/18/18 vs. Washington (A.J. Cole)

CÉSPEDES, YOENIS

- Beginning on April 17, hit safely in 17 of his final 23 games of the season, going 26-82 (.317) with five doubles, six homers, 17 RBI and a .967 OPS.
- Made 36 starts in left field and one at DH.
- Belted his sixth career grand slam on April 18 vs. Washington off A.J. Cole...Was his fifth grand slam since he joined the Mets in 2015.
- Homered in each of his last two games of the season, May 13 at Philadelphia and July 20 at Yankee Stadium.

2017 SEASON

- On the 10-Day Disabled List from April 28-June 10 with a left hamstring strain and from August 26-end of the season with a right hamstring strain.
- Hit his 150th career homer with his three-run, go-ahead homer in the third inning on August 11 at Philadelphia...Is one of seven Cuban-born players in major league history to reach the 150-homer mark...The others are Rafael Palmeiro, José Canseco, Tony Perez, Tony Oliva, Minnie Minoso and Kendrys Morales.
- Tied the franchise record with three home runs on April 11 at Philadelphia (also had a double, five RBI and three runs scored)...Became the first Mets player to have multiple three-homer games (his other three homer game came on August 21, 2015 at Colorado)...His four extra-base hits tied a franchise record and he is the first player in Mets history to have a pair of four extra-base hit games.
- Batted .321 (45-140) with nine doubles, two triples, eight home runs, 23 RBI and 25 runs scored in 39 games following the All-Star break...Over his final 15 games, hit .404 (19-47) with three doubles, five home runs, 11 RBI and 10 runs scored.
- His home run in the first inning on April 11 at Philadelphia was his 50th as a member of the Mets (came in his 197th game as a Met)...The only player who reached 50 homers as a Met quicker was Dave Kingman, who did it in 164 games... Research courtesy of Elias.
- By hitting three home runs in the first five innings on April 11, Céspedes joined Gary Carter (1985 at Padres) and Kirk Nieuwenhuis (2015 vs. Arizona) as the only Mets to hit three home runs within the first five innings of a game...Research courtesy of Elias.
- Turned in a two-homer game on April 13 at Miami to give him five home runs over a three-game span from April 11-13...Only four other Mets have had five home runs in a three-game span...Frank Thomas (six in 1962), Gary Carter (1985), Carlos Beltran (2006) and Lucas Duda (2015).
- Hit six home runs in the club's first 10 games... The only other Mets to hit six or more home runs

in the team's first 10 games of the season were Dave Kingman, who hit seven in the Mets' first 10 games in 1976, and John Buck, who hit six in 2013.

- Activated off the 10-Day DL for Game 1 of a doubleheader in Atlanta on June 10...Went 2-5 with his fifth career grand slam...Was his first grand slam since September 11, 2016, which also came in Atlanta...The only other visiting player to hit multiple grand slams against the Braves over a two-season span was Frank Schulte for the Cubs...Schulte hit two grand slams against the Boston Braves in 1911...Research courtesy of Elias.
- Homered in three straight games from August 11-14...Was the first time he'd homered in three straight games since September 1-4, 2015 and his fourth time overall (second with the Mets).

2016 SEASON

- Was named an All-Star for the second time in his career...Was selected to start the game for the National League but did not participate due to injury.
- Named a NL Silver Slugger.
- Finished eighth in the NL MVP voting.
- Reached the 30-homer plateau for a second time in his career.
- Was on the 15-Day Disabled List from August 4-19 with a strained right quad...After he returned from the DL, the Mets were 26-10 in the 36 games that he started.
- Has hit at least 20 home runs in each of his first five major league seasons, becoming the 18th major leaguer to accomplish the feat...Céspedes reached 20 home runs on July 1, the fastest a Met reached that plateau since Carlos Beltran in 2006.
- Had at least one extra-base hit in a franchise-record nine straight games from April 15-29.
- Hit a grand slam and drove in six runs in the third inning on April 29 vs. San Francisco...The six RBI in a single inning set a franchise record for any Met player in team history, passing Butch Huskey's previous mark of five RBI on May 26, 1998 at Florida.
- Hit his 30th home run as a member of the Mets in his 92nd game...According to the Elias Sports Bureau, that was the quickest to 30 home runs in team history...Dave Kingman held the previous mark with 30 homers in his first 111 games.

POSTSEASON

- Started in left field for the NL Wild Card Game vs. San Francisco.

2015 SEASON

- Acquired by the Mets on July 31 from Detroit in exchange for minor league RHPs Michael Fulmer and Luis Cessa.
- Was third in the majors with 83 extra-base hits, was tied for sixth with a career-high 42 doubles and was ninth with a career-high 105 RBI...Led the majors with a .623 road slugging percentage.
- Hit .287 (66-230) with 39 runs scored, 14 doubles, four triples, 17 home runs and 44 RBI in 57 games for the Mets.
- Was the NL Player of the Week for September 7-13...Hit .345 (10-29) with four home runs and led the majors with 12 RBI.
- Is the first Cuban-born player with back-to-back 100 RBI seasons since Rafael Palmeiro did so in 2002-03.
- Is the second player since 1920 to switch teams mid-season and record at least 15 home runs and 40 RBI within his first 40 games playing for his new squad...Hank Sauer was the first (15 home runs and 47 RBI in his first 40 games with the Cubs in 1949)...Information courtesy of Elias.
- Went 5-6 with three home runs, including a grand slam, seven RBI and five runs scored on August 21 at Colorado...The five hits, three home runs, seven RBI and five runs scored all were career-highs...His seven RBI were tied for third-most in a single game in franchise history...His 15 total bases were the second-most in a single game in franchise history...Tied the franchise record and was the third Mets player to homer three times in a game in 2015...Became the third player in history to hit grand slams in both leagues in a single season.
- Became the first player in major league history to record at least five hits in a game with three home runs including a grand slam...Also became the second Mets player in team history to record five hits, five runs and five RBI in a single game, joining Edgardo Alfonzo who was 6-6 vs. Houston on August 30, 1999.
- Went 3-5 with three doubles on August 3 at Miami...Three doubles in a single game tied a franchise record (28th time).
- Set a career-high with 23 RBI in August.

POSTSEASON

- Homered twice and drove in four runs in five games during the NLDS vs. Los Angeles.
- Batted .286 (4-14) during the NLCS vs. Chicago with a double and three RBI.
- Started all five games of the World Series vs. Kansas City.

2014 SEASON

- Was selected to the American League All-Star team for the first time in his career.
- Won the Home Run Derby for a second straight season...Only other player to win it in back-to-back years was Ken Griffey, Jr.
- Acquired by Boston on July 31 in exchange for LHP Jon Lester, OF Jonny Gomes and cash considerations...Oakland also sent a 2015 competitive balance pick to Boston in the deal.
- Led the major leagues with 16 outfield assists.

2013 SEASON

- Placed on the Disabled List from April 13-28 with a strained muscle in his left hand.

POSTSEASON

- Played in all five games during the Athletics ALDS series with Detroit...Batted .381 (8-21) with one double, one triple, one home run, four RBI and three runs scored...Had multi-hit games in three of the five games.

2012 SEASON

- Signed by Oakland as an international free agent on March 3.
- Finished second in the voting for the BBWAA's American League Rookie of the Year.
- Ranked second among AL rookies in runs (70), hits (142), doubles (25), home runs (23), walks (43), extra-base hits (53), total bases (246) and multi-hit games (40).
- Made his major league debut on March 28 vs. Seattle...Recorded first ML hit (a double) off Felix Hernandez in the seventh inning.
- Hit a home run in three consecutive games from March 29-April 7...Was the third player in ML history since 1918 to hit a home run in three of his first four games...The other two are: Trent Oeltjen (2009) and Mike Jacobs (2005).
- Placed on the 15-Day Disabled List from May 7-June 1 with a strained muscle in his left hand.
- Selected as the American League Rookie of the Month for September...Hit .266 (29-109) with five doubles, two triples, seven home runs, 19 RBI and 18 runs scored.

POSTSEASON

- Played in all five games of the ALDS vs. Detroit...Hit .316 (6-19) with one double, two RBI and one run scored...Hit safely in all five postseason games.

BACKGROUND

- Yoenis Céspedes Milanés was originally signed as an international free agent on March 3, 2012 by the Oakland Athletics.
- Spent eight seasons (2003-10) playing for Granma in Cuba's Serie Nacional...Finished his career with 177 home runs and a .565 slugging percentage.
- Established residency in the Dominican Republic following the 2010-11 Serie Nacional season.
- Played for Cuba in the 2009 World Baseball Classic...Batted .458 (11-24) with two home runs and five RBI in six games.
- Became the 11th Cuban-born player to play for the Mets.
- His mother, Estela, was a pitcher for Cuba at the 2000 Summer Olympics in Sydney, Australia.
- Enjoys fishing, golfing and spending time on his farm.

CAREER TRANSACTIONS

- Signed by Oakland as an international free agent on March 3, 2012.
- On the 15-Day Disabled List, May 7-June 1, 2012 with a strained muscle in his left hand.
- On the 15-Day Disabled List, April 13-28, 2013 with a strained muscle in his left hand.
- Acquired by the Boston Red Sox along with a 2015 competitive balance draft pick in exchange for LHP Jon Lester, OF Jonny Gomes and cash considerations on July 31, 2014.
- Acquired by the Detroit Tigers along with LHP Gabe Speier and RHP Alex Wilson in exchange for RHP Rick Porcello on December 11, 2014.
- Acquired by the New York Mets on July 31, 2015 in exchange for RHP Luis Cessa and RHP Michael Fulmer.
- Signed as a free agent by the New York Mets to a three-year contract on January 26, 2016.
- On the 15-Day Disabled List, August 4-19, 2016 with a strained right quad.
- Signed as a free agent by the New York Mets to a four-year contract on November 30, 2016.
- On the 10-Day Disabled List, April 28-June 10, 2017 with a left hamstring strain.
- On the 10-Day Disabled List, August 26-end of the 2017 season, with a right hamstring strain.
- On the 10-Day Disabled List, May 16 (retroactive to May 14)-July 20, 2018 with a mild strain of his right hip flexor.
- On the 10-Day Disabled List on July 24, 2018 due to heels surgery...Transferred to the 60-Day Disabled List on July 31...Missed the rest of the season.



CAREER STATISTICS

YEAR	TEAM	AVG	G	AB	R	H	2B	3B	HR	RBI	SH	SF	HBP	BB	SO	SB	CS	SLG	OBP	E
2012	Sacramento (AAA)#	.333	3	9	1	3	0	0	0	0	0	0	1	1	1	0	0	.333	.455	1
	OAKLAND (AL)	.292	129	487	70	142	25	5	23	82	0	3	7	43	102	16	4	.505	.356	3
2013	Sacramento (AAA)#	.333	3	9	5	3	0	0	1	4	0	0	0	2	3	1	0	.667	.455	1
	OAKLAND (AL)	.240	135	529	74	127	21	4	26	80	0	3	5	37	137	7	7	.442	.294	4
2014	OAKLAND (AL)	.256	101	399	62	102	26	3	17	67	0	4	1	28	80	3	2	.464	.303	4
	BOSTON (AL)	.269	51	201	27	54	10	3	5	33	0	3	2	7	48	4	0	.423	.296	2
2015	DETROIT (AL)	.293	102	403	62	118	28	2	18	61	0	4	1	19	87	3	4	.506	.323	5
	METS	.287	57	230	39	66	14	4	17	44	0	1	4	14	54	4	1	.604	.337	2
2016	METS	.280	132	479	72	134	25	1	31	86	0	6	7	51	108	3	1	.530	.354	5
	St. Lucie (A)#	.222	3	9	1	2	1	0	0	2	0	0	0	0	2	0	0	.333	.222	0
2017	METS	.292	81	291	46	85	17	2	17	42	0	2	2	26	61	0	1	.540	.352	6
	St. Lucie (A)#	.000	2	6	1	0	0	0	0	0	0	0	0	0	1	0	0	.000	.143	0
2018	METS	.262	38	141	20	37	6	0	9	29	0	2	1	13	50	3	0	.496	.325	0
	Binghamton (AA)#	.500	2	4	0	2	2	0	0	0	0	0	0	0	0	0	0	1.000	.500	0
	GCL Mets (R)#	.250	2	8	1	2	0	0	1	3	0	0	0	0	1	0	0	.625	.250	0
Minor League Totals		.267	15	45	9	12	3	0	2	9	0	0	1	4	7	1	0	.467	.340	2
Major League Totals		.274	826	3160	472	865	172	24	163	524	0	28	30	238	727	43	20	.498	.328	31

Rehabilitation Games

CAREER PLAYOFF STATISTICS

YEAR	RND	TEAM/OPP	AVG	G	AB	R	H	2B	3B	HR	RBI	SH	SF	HBP	BB	SO	SB	CS	SLG	OBP	E
2012	ALDS	OAK vs. DET	.316	5	19	1	6	1	0	0	2	0	0	0	2	2	2	0	.368	.381	0
2013	ALDS	OAK vs. DET	.381	5	21	3	8	1	1	1	4	0	0	1	0	4	0	0	.667	.409	1
2015	NLDS	NYM vs. LAD	.250	5	20	4	5	0	0	2	4	0	0	0	0	8	0	0	.550	.250	0
	NLCS	NYM vs. CHC	.286	4	14	2	4	1	0	0	3	0	0	0	1	3	1	0	.357	.333	0
	WS	NYM vs. KC	.150	5	20	1	3	0	0	0	1	0	1	0	0	6	0	0	.150	.143	0
2016	NLWC	NYM vs. SF	.000	1	4	0	0	0	0	0	0	0	0	0	0	2	0	0	.000	.000	0
Postseason Totals			.265	25	98	11	26	3	1	3	14	0	1	1	3	25	3	0	.408	.291	1
Wild Card Totals			.000	1	4	0	0	0	0	0	0	0	0	0	0	2	0	0	.000	.000	0
LDS Totals			.317	15	60	8	19	2	1	3	10	0	0	1	2	14	2	0	.533	.349	1
LCS Totals			.286	4	14	2	4	1	0	0	3	0	0	0	1	3	1	0	.357	.333	0
WS Totals			.150	5	20	1	3	0	0	0	1	0	1	0	0	6	0	0	.150	.143	0

ALL-STAR GAMES

YEAR	LEAGUE/SITE	AVG	G	AB	R	H	2B	3B	HR	RBI	SH	SF	HBP	BB	SO	SB	CS	SLG	OBP	E	
2014	AL/Minnesota	.000	1	2	0	0	0	0	0	0	0	0	0	0	0	0	0	.000	.000	0	
2016	NL/San Diego																				Did Not Play

WORLD BASEBALL CLASSIC

YEAR	CLUB	AVG	G	AB	R	H	2B	3B	HR	RBI	SH	SF	HBP	BB	SO	SB	CS	SLG	OBP	E
2009	Cuba	.458	6	24	5	11	1	3	2	5	0	0	0	1	5	0	0	1.000	.500	1

CAREER FIELDING

POS	G	PO	A	E	PCT	TC	DP
OF	721	1448	67	31	.980	1546	3



Michael CONFORTO

30 OF

@mconforto8

@mconforto8

HT	6-1	WT	215	BT	L	TH	R
----	-----	----	-----	----	---	----	---

OPENING DAY AGE 26
BIRTHDATE MARCH 1, 1993
BIRTHPLACE SEATTLE, WA
RESIDES WOODINVILLE, WA
MLB SERVICE TIME 3 YEARS, 43 DAYS
SIGNED BY JIM REEVES
HOW OBTAINED METS FIRST-ROUND PICK (10TH OVERALL) IN THE 2014 FIRST-YEAR PLAYER DRAFT
CONTRACT STATUS FREE AGENT AFTER 2021

☆ **ALL-STAR:** 2017 🏆 **TOPPS ROOKIE ALL-STAR:** 2015 🏆 **STERLING ORGANIZATIONAL PLAYER OF THE YEAR:** 2015

CAREER HIGHLIGHTS

- Played in his 300th career regular season game on May 8, 2018, becoming the first player drafted in 2014 or later to appear in 300 games...Research courtesy of Elias.
- Named to the 2017 NL All-Star team.
- In 2017, became the first player in team history to record four multi-homer games from the leadoff spot in a single season.

2018 SEASON

- After being activated from the Disabled List on April 5, played in a career-high 153 of the Mets' 157 remaining games...Made 141 starts, including 74 in left field, 56 in center field, 10 in right field and one as the DH.
- Set career highs in hits (132), runs (78), home runs (28), RBI (82), doubles (25), walks (84) and stolen bases (3).
- Ranked among NL leaders in road homers (17, tied for fourth), walks (eighth) and go-ahead home runs (11, tied for 14th) and home runs (15th).
- Became the ninth player in franchise history with at least 27 home runs in consecutive seasons...The last Met to do so was Lucas Duda (2014-2015).
- Reached base safely in his first 20 games of the season, the longest on-base streak of his career...The 20-game on-base streak to begin a season was the ninth-longest in Mets history.
- After the All-Star break, ranked fourth in the majors with 52 RBI, was tied for seventh in the majors with 17 home runs and tied for ninth with 33 extra-base hits.
- Was second in the majors with 29 RBI and tied for fourth with nine homers in September...The last Mets hitter with at least nine homers and 29 RBI in a month was Carlos Beltrán (10 HR, 32 RBI in July 2006).
- Was one of five left-handed hitters with double-digit homers against lefty pitchers...Only Texas' Joey Gallo (15) had more than Conforto's 10 blasts against southpaws...Just two other lefties in Mets history (Darryl Strawberry, 1985, 1987 and 1988 and Carlos Delgado, 2008) have hit at least 10 homers vs. left-handed pitchers in a season.
- Had 10 games with at least three RBI, tied for sixth-most in the NL and tied for 10th-most in the majors...Ike Davis (11 in 2012) was the last Met with more.
- From June 16 through the end of the season, Conforto batted .287 (33-115) off left-handed pitching, third-best in the majors by a left-handed hitter in that span (min. 100 AB).

CAREER BESTS

HITS, GAME

4 hits

2x, last, 5/18/18 vs. Arizona

HOME RUNS, GAME

2 home runs

4x, last, 7/28/17 at Seattle

MULTI-HR GAMES

4 multi-home run games

4 two-home run games

LEADOFF HR

7 leadoff home runs

last, 5/7/18 at Cincinnati (Homer Bailey)

INSIDE-THE-PARK HR

None

WALK-OFF HOME RUNS

None

PINCH-HIT HOME RUNS

None

RBI, GAME

6 RBI

9/17/18 at Philadelphia

STOLEN BASES, GAME

1 stolen base

7x, last, 9/27/18 vs. Atlanta

HITTING STREAK

9 games

7/27/17-8/5/17

GRAND SLAMS

None

- Drove in 19 runs in 17 games vs. the Phillies, the most by any player in 2018, including a career-high six RBI on September 17 at Philadelphia... Only Mike Piazza (22 RBI in 2002) and Darryl Strawberry (20 RBI in 1987) have had more RBI against Philadelphia in a season in Mets history.
- Homered in his third at-bat of the season in his return from the Disabled List on April 5 at Washington...Was recovering from surgery, performed on September 6, 2017, to repair a tear in the posterior capsule in his left shoulder after suffering a dislocated left shoulder on August 25, 2017.
- Clubbed a Statcast-estimated 472-foot homer on August 27 at Wrigley Field, the longest home run by a Mets hitter since Statcast began tracking data in 2015.
- Homered in three-straight games for the first time in his career, September 8-11.

2017 SEASON

- Made his second Opening Day roster...Placed on the Disabled List on August 25 with a dislocation of his left shoulder and a tear in the posterior capsule in the shoulder...Did not play the remainder of the season...Had surgery to repair the tear in the posterior capsule in his left shoulder on September 6 in Los Angeles...Was also on the 10-Day DL from July 1 (retroactive to June 28) through July 8 with a bruised left hand.
- Set career-highs in home runs (27), RBI (68), OPS (.939), hits (104), walks (57) and runs scored (72).
- Named to his first All-Star team...Was the 12th Mets outfielder named to an All-Star team in team history...Went 1-2 in the game with a single.
- At the time of his season-ending injury, Conforto ranked among NL league leaders in OPS (.939, 12th), OBP (.384, 13th) and slugging percentage (.555, 12th).
- Is the first Met to hit at least 25 home runs in his age 24 season or younger since David Wright hit 30 homers in his age 24 season in 2007...Was also the second Met age 24 or younger to hit 20 or more home runs before the end of July...The other was Wright in 2006...It's the 10th time a Mets player has posted a 20 homer season at age 24 or younger...Is the first Mets outfielder since Darryl Strawberry to have multiple 10 or more home run seasons through age 24.
- Had four multi-homer games (all from the leadoff spot) with his last multi-homer game coming July 28 at Seattle...Is the first Met in team history to record four multi-homer games from the leadoff spot in a single season...Has five career multi-homer games overall (also Game 4 of the 2015 World Series).
- His six leadoff homers were tied for most in the NL and tied for third-most in the majors...His six leadoff homers were tied for third-most for a single-season in Mets history with José Reyes (2006).
- Had nine first-inning homers, tied for the sixth-most in the major leagues.
- Hit his first career leadoff homer on April 21 vs. Washington (off Tanner Roark).
- Went 3-4 with two homers and four RBI on May 23 vs. San Diego...Drove in three of his four runs in the first inning...According to Elias, was the first Met to have three RBI from the leadoff spot in the first inning in team history...Was also the first player in Mets history to hit a leadoff homer in the first inning and get an RBI hit later that inning... Only four other players in the last 30 seasons have hit a home run to lead off the first inning and had an RBI hit later in the inning...Eric Young did so for Colorado in 1996, Ryan Christenson for Oakland in 2000, Curtis Granderson for Detroit in 2006 and Ian Kinsler for Detroit in 2016... Research courtesy of Elias.
- Ranked among the NL league leaders in May in the following categories (min. 90 plate appearances): extra-base hits (17, tied for first), runs scored (25, tied for second), on-base percentage (.426, fifth), slugging percentage (.627, fourth), RBI (21, tied for seventh) and home runs (7, tied for eighth).
- Hit safely in a career-best nine games from July 27-August 5...Batted .350 (14-40) with three homers, five RBI and eight runs scored during the streak.
- Had five straight hits go for home runs from August 5-13...The five straight hits for homers were tied for the longest such streak for any major leaguer in 2017 according to Elias...The two others to do so were Yonder Alonso (May 6-9) and Ian Happ (June 4-14)...He was the fifth Mets player in team history to have a streak of five straight hits (or more) going for home runs...Bobby Bonilla had a streak of five in 1992, Ike Davis a streak of five in 2012, Lucas Duda a streak of eight in 2015 and Neil Walker a streak of five in 2016...Research courtesy of Elias.
- Posted six doubles, 13 home runs and 27 RBI in 39 games after the All-Star break...At the time of his injury, his 13 homers following the break were tied for fifth-most in the majors...He was tied for 13th in the NL in RBI (27) after the All-Star break and tied for 10th in runs scored (25) at the time of his injury.

2016 SEASON

- Made his first Opening Day roster...Was with New York from Opening Day-June 25, July 18-August 12 and from September 1-end of the season.
- Had 17 home runs through his first 100 games as a Met, tied for the third-most in team history behind Darryl Strawberry (22) and David Wright (20).
- Had six consecutive games with a double from April 24-30, tying a franchise record by Joe Christopher from August 14-18, 1964.
- Had a career-best 17 game on base streak from April 10-30...Batted .377 (23-61) with a .443 OBP.

2015 SEASON

- Named to the 2015 Topps Rookie All-Star team.
- Had his contract selected on July 24 from Binghamton (AA) of the Eastern League.
- Made his major league debut on July 24 vs. Los Angeles-NL...Became the 1,000th Met in franchise history when he debuted...Was 0-for-3 in his debut with an RBI.
- Had six outfield assists, tied for the most in the NL by a rookie with Washington's Michael A. Taylor, despite playing in 82 fewer games.
- Went 4-for-4 with four runs scored in his second career game on July 25 vs. Los Angeles-NL... Collected his first major league hit off Zach Lee... Became the first Met in franchise history to record a four-hit game within his first two career games.
- Hit his first ML home run on August 3 at Miami (off Tom Koehler)...It was a three-run home run that gave the Mets the lead.
- Was a three time Player of the Week in the minor leagues (two with St. Lucie and one with Binghamton)...Named a Florida State League mid-season All-Star but did not participate in game due to promotion to Double-A.
- Participated in the SiriusXM Futures Game in Cincinnati...Started the game in left field and went 2-for-2 at the plate...Also threw out a runner at home plate.

POSTSEASON

- Hit two solo home runs in Game 4 of the World Series...Became the fifth rookie to hit two home runs in a World Series game and the first since Atlanta's Andruw Jones in 1996 in Game 1 at the Yankees...Was the third-youngest player to have a multi-home run game in the World Series behind Jones and the Yankees' Tony Kubek...Became the second Mets player to collect a multi-home run game in the World Series, joining Gary Carter (1986 World Series in Game 4)...It was also the sixth time in franchise history a Mets player has

hit two home runs in a postseason game and first since Carlos Beltran in Game 4 of the 2006 NLCS.

- Had four RBI in the World Series.
- Became the second Met in team history to hit a home run in his first postseason at-bat in Game 2 of the NLDS at Los Angeles-NL (Zack Greinke)...Edgardo Alfonzo hit a solo home run off Arizona's Randy Johnson in the 1999 NLDS (Game 1).
- Struck out but reached on a wild pitch in the sixth inning in Game 3 of the NLCS at Chicago-NL...The go-ahead run scored on the play.

BACKGROUND

- Michael Thomas Conforto graduated from Redmond (WA) High School where he was named All-State and All-League after his senior campaign...Batted .400 as a senior with five doubles, one triple, seven home runs and 19 RBI in 29 games.
- Also lettered two years in football as a quarterback and a free safety.
- Attended Oregon State University...Was named the Pac-12 Freshman of the Year during his first season on campus...Hit a team-leading .349 and led the Pac-12 with 76 RBI as a freshman... Followed it up with Pac-12 Player of the Year selections his sophomore (2013) and junior (2014) seasons...Batted .328 with 14 doubles, 11 home runs and 47 RBI his sophomore season...In his final collegiate season, he hit .345 with seven home runs and 56 RBI.
- Played in 16 games for the USA Baseball Collegiate National Team during the summer of 2012.
- His selection as the 10th pick in the first round made him the highest player drafted in Oregon State history...Was Oregon State's first-ever three-time All American...Was a finalist for the Golden Spikes and Dick Howser Awards as the nation's top player for his performance during his junior season.
- His father, Mike, played football as a linebacker at Penn State University from 1976-1978...His mother, Tracie, won two gold medals in synchronized swimming at the 1984 Summer Olympics in Los Angeles and a silver medal in 1988 in Seoul...She was inducted into the International Swimming Hall of Fame.
- Became the 1,000th player in team history when he made his major league debut on July 24.
- Helped collect coats at the Mets Warm-Up Holiday Coat Drive at Citi Field on December 13, 2017.

- Played in the Little League World Series in 2004 with Redmond, WA...Was honored during the 2018 Little League Classic when the Mets played the Phillies in Williamsport, PA.
- Is one of three players to play in the LLWS, the College World Series and the World Series (also, Jason Varitek and Ed Vosberg).
- On the 10-Day Disabled List, July 1 (retroactive to June 28) to July 8, 2017, with a bruised left hand.
- On the 10-Day Disabled List, August 25 through the end of the 2017 season, with a dislocation of his left shoulder and a tear in the posterior capsule in the shoulder.
- On the 10-Day Disabled List, March 29-April 5, 2018, recovering from left shoulder dislocation.

CAREER TRANSACTIONS

- Selected by the New York Mets in the first round (10th overall) of the 2014 First-Year Player Draft.

CAREER STATISTICS

YEAR	TEAM	AVG	G	AB	R	H	2B	3B	HR	RBI	SH	SF	HBP	BB	SO	SB	CS	SLG	OBP	E
2014	Brooklyn (A)	.331	42	163	30	54	10	0	3	19	0	2	5	16	29	3	0	.448	.403	6
2015	St. Lucie (A)	.283	46	184	25	52	12	0	7	28	0	2	3	17	26	0	1	.462	.350	1
	Binghamton (AA)	.312	45	173	21	54	12	3	5	26	0	0	1	23	35	1	0	.503	.396	1
	METS	.270	56	174	30	47	14	0	9	26	0	2	1	17	39	0	1	.506	.335	0
2016	METS	.220	109	304	38	67	21	1	12	42	0	3	5	36	89	2	1	.414	.310	3
	Las Vegas (AAA)	.422	33	128	30	54	8	2	9	28	0	0	2	13	18	2	2	.727	.483	4
2017	METS	.279	109	373	72	104	20	1	27	68	0	2	8	57	113	2	0	.555	.384	3
	St. Lucie (A)#	.750	1	4	1	3	1	0	0	1	0	0	0	1	1	0	0	1.000	.800	1
2018	METS	.243	153	543	78	132	25	1	28	82	0	4	7	84	159	3	4	.448	.350	3
Minor League Totals		.333	167	652	107	217	43	5	24	102	0	4	11	70	109	6	3	.525	.404	13
Major League Totals		.251	427	1394	218	350	80	3	76	218	0	11	21	194	400	7	6	.476	.349	9

- rehabilitation assignment

CAREER PLAYOFF STATISTICS

YEAR	RND	TEAM/OPP	AVG	G	AB	R	H	2B	3B	HR	RBI	SH	SF	HBP	BB	SO	SB	CS	SLG	OBP	E
2015	NLDS	NYM vs. LAD	.143	4	7	1	1	0	0	1	2	0	1	0	0	1	0	0	.571	.125	0
	NLCS	NYM vs. CHC	.000	3	8	0	0	0	0	0	0	0	1	1	4	0	0	0	.000	.200	0
	WS	NYM vs. KC	.333	5	15	2	5	0	0	2	4	0	1	0	0	3	0	0	.733	.313	0
2016	NLWC	NYM vs. SF	Did Not Play																		
Postseason Totals			.200	12	30	3	6	0	0	3	6	0	2	1	1	8	0	0	.500	.235	0

ALL-STAR GAME

YEAR	LEAGUE/SITE	AVG	G	AB	R	H	2B	3B	HR	RBI	SH	SF	HBP	BB	SO	SB	CS	SLG	OBP	E
2017	NL/Miami	.500	1	2	0	1	0	0	0	0	0	0	0	0	1	0	0	.500	.500	0

CAREER FIELDING

POS	G	PO	A	E	PCT	TC	DP
OF	378	687	20	9	.987	716	3





P.J. CONLON

80 NON-ROSTER INVITEE
LHP

@pjconlon29

@pjconlon

HT	6-0	WT	180	BT	L	TH	L
----	-----	----	-----	----	---	----	---

OPENING DAY AGE 25

BIRTHDATE NOVEMBER 11, 1993

BIRTHPLACE BELFAST, NORTHERN IRELAND

RESIDES PLACENTIA, CA

MLB SERVICE TIME 0 YEARS, 9 DAYS

SIGNED BY FRED MAZUCA

HOW OBTAINED METS 13TH-ROUND PICK IN THE 2015 FIRST-YEAR PLAYER DRAFT

CONTRACT STATUS SIGNED THROUGH 2019

STERLING ORGANIZATIONAL PITCHER OF THE YEAR: 2016

2018 SEASON

- Made his major league debut on May 7 at Cincinnati...Became the first Belfast native to play in the majors in over 100 years...Henry "Irish" McIlveen, who played from 1906, 1908-1909 with Pittsburgh and the New York Highlanders, was the last player from Belfast to appear in the majors before Conlon.
- Became the 46th Irish-born player to play in the majors and first since Joe Cleary pitched for the Washington Senators on August 4, 1945 for the Washington Senators...Courtesy of Elias.
- Pitched three games in the majors (two starts).
- Appeared in 23 games (21 starts) for Las Vegas (AAA) of the Pacific Coast League, going 4-9 with a 6.55 ERA (83 earned runs/114.0 innings)...Tossed nine quality starts for the 51s.

2017 SEASON

- Tossed three complete-game, 7.0-inning shutouts...His first, a one-hitter, came in the second game of a doubleheader on May 6 at New Hampshire...Also tossed two three-hitters, May 24 at Richmond and July 18 vs. Akron.
- Compiled an 8-8 record with a 3.57 ERA (51 earned runs/128.2 innings pitched) in 22 starts...In 128.2 innings as a starter, he gave up 125 hits, 52 runs with 35 walks and 100 strikeouts.
- Was 0-1 with one save in six relief outings...Gave up one unearned run and five hits coming out of the bullpen...Went 1.1 innings to earn a save at home vs. Erie on August 30.
- Pitched 6.0 or more innings 15 times, including seven starts of 7.0 or more innings.
- Went 3-2 with a 2.91 ERA (11 earned runs/34.0 innings pitched) in five starts in May...In 34.0 innings, he permitted 28 hits with three walks and 25 strikeouts.
- Went 3-1 with a 1.65 ERA (six earned runs/32.2 innings) in five July starts...Permitted 28 hits with six walks and 23 strikeouts in 32.2 innings.

2016 SEASON

- Named the Sterling Organizational Pitcher of the Year...Went a combined 12-2 with a 1.65 ERA (26 earned runs/142.0 innings) between Columbia (A) of the South Atlantic League and St. Lucie (A) of the Florida State League.
- Was selected to the South Atlantic League mid-season All-Star team.
- Led all Mets minor leaguers with a 1.65 ERA...His 12 victories were tied for second-most among Mets minor leaguers.
- Worked 10.0 innings on June 4 vs. Hagerstown (threw 97 total pitches)...Was the first minor league pitcher in 11 years to pitch at least 10 innings in a game.
- Voted as having the best changeup in the South Atlantic League by *Baseball America*.
- Voted Minor League Baseball's Fans' Choice for Best Starting Pitcher in 2016

BACKGROUND

- Patrick Joshua (P.J.) Conlon graduated from El Dorado (CA) High School where he posted a career 2.15 ERA and 111 strikeouts.
- Attended the University of San Diego...Became the first freshman in USD history to begin a season 9-0...Was a two-time all-WCC first-team selection (freshman and junior seasons).
- Helped lead USD to a West Coast Conference Championship as a junior.
- Was born in Belfast, Northern Ireland before his parents moved the family to California in 1996.
- Younger brother, Noah, is a sophomore at UC San Diego...Noah is a middle infielder and a right-handed pitcher.

CAREER TRANSACTIONS

- Selected by the New York Mets in the 13th round of 2015 First-Year Player Draft.

CAREER STATISTICS

YEAR	TEAM	W-L	ERA	G	GS	CG	SHO	SV	IP	H	R	ER	HR	HB	BB	SO	WP	BK
2015	Brooklyn (A)	0-1	0.00	17	0	0	0	0	17.0	8	2	0	0	0	2	25	0	0
2016	Columbia (A)	8-1	1.84	12	12	0	0	0	78.1	68	19	16	4	4	10	61	2	0
	St. Lucie (A)	4-1	1.41	12	11	0	0	1	63.2	47	10	10	1	1	14	51	11	0
2017	Binghamton (AA)	8-9	3.38	28	22	3	3	1	136.0	130	53	51	14	4	38	108	2	1
2018	Las Vegas (AAA)	4-9	6.55	23	21	0	0	0	114.0	147	88	83	20	7	39	82	4	0
METS		0-0	8.22	3	2	0	0	0	7.2	15	7	7	2	0	2	5	0	0
Minor League Totals		24-21	3.52	92	66	3	3	2	409.0	400	172	160	39	16	103	327	19	1

MAJOR LEAGUE HITTING TOTALS

YEAR	TEAM	AVG.	G	AB	R	H	2B	3B	HR	RBI	SH	SF	HBP	BB	SO	SB	CS	SLG	OBP	E
2018	METS	.333	3	3	1	1	0	0	0	0	0	0	0	0	0	0	0	.333	.333	0

Last Home Run — None

Most Hits, Game — 1, May 7, 2018 at Cincinnati

Most RBI, Game — None

CAREER FIELDING

POS	G	PO	A	E	PCT	TC	DP
P	3	0	1	0	1.000	1	0

MOST HITS BY A METS PITCHER IN A SEASON

Year	Hits	Pitcher	Year	Hits	Pitcher
1962	14	Jay Hook	1991	15	Dwight Gooden
1963	16	Al Jackson	1992	19	Dwight Gooden
1964	15	Tracy Stallard	1993	14	Dwight Gooden
1965	12	Jack Fisher	1994	10	Bret Saberhagen
1966	13	Bob Shaw	1995	9	Bobby Jones
1967	11	Tom Seaver	1996	13	Jason Isringhausen
1968	15	Tom Seaver	1997	10	Rick Reed
1969	11	Tom Seaver	1998	9	Bobby Jones
1970	17	Tom Seaver	1999	11	Rick Reed
1971	18	Tom Seaver	2000	20	Mike Hampton
1972	13	Tom Seaver	2001	9	Steve Trachsel
1973	15	Tom Seaver	2002	10	Pedro Astacio
1974	16	Jerry Koosman	2003	11	Steve Trachsel
1975	17	Tom Seaver	2004	11	Tom Glavine
1976	17	Jerry Koosman			Steve Trachsel
		Jon Matlack	2005	13	Tom Glavine
1977	9	Craig Swan	2006	9	Tom Glavine
1978	14	Nino Espinosa	2007	12	Tom Glavine
1979	10	Craig Swan	2008	11	Johan Santana
1980	10	Mark Bombback	2009	7	Johan Santana
1981	6	Pat Zachry	2010	13	R.A. Dickey
1982	8	Craig Swan	2011	8	R.A. Dickey
1983	10	Tom Seaver	2012	12	Jonathon Niese
1984	14	Dwight Gooden	2013	8	Dillon Gee
1985	21	Dwight Gooden			Jonathon Niese
1986	11	Sid Fernandez	2014	10	Jacob deGrom
1987	14	Dwight Gooden	2015	11	Jacob deGrom
1988	18	Ron Darling	2016	11	Noah Syndergaard
1989	18	David Cone	2017	15	Jacob deGrom
1990	14	David Cone	2018	11	Jacob deGrom
		Dwight Gooden			Zack Wheeler



Travis d'ARNAUD

18 C

@travisdarnaud

HT	6-2	WT	211	BT	R	TH	R
----	-----	----	-----	----	---	----	---

OPENING DAY AGE 30

BIRTHDATE FEBRUARY 10, 1989

BIRTHPLACE LONG BEACH, CA

RESIDES LONG BEACH, CA

MLB SERVICE TIME 5 YEARS, 44 DAYS

SIGNED BY TIM KISSNER (PHILADELPHIA)

HOW OBTAINED ACQUIRED FROM TORONTO ALONG WITH RHP NOAH SYNDERGAARD, C JOHN BUCK AND OF WUILMER BECERRA, IN EXCHANGE FOR RHP R.A. DICKEY, C JOSH THOLE AND C MIKE NICKEAS ON DECEMBER 17, 2012

CONTRACT STATUS FREE AGENT AFTER 2019

TOPPS ROOKIE ALL-STAR: 2014

2018 SEASON

- Made four starts behind the plate before suffering a partial tear of the ulnar collateral ligament in his right elbow.
- Was placed on the 10-Day Disabled List on April 11 and transferred to the 60-Day Disabled List on April 13...Missed the rest of the season.
- Underwent Tommy John surgery on April 17 to repair a torn UCL in his right elbow...Mets Medical Dr. David Altchek performed the procedure at the Hospital for Special Surgery.
- Made his fifth career Opening Day roster...Batted .200 (3-15) with a homer and three RBI in four games.

2017 SEASON

- Was on the 10-Day Disabled List from May 5-May 24 with a bruised right wrist.
- Set career-highs in home runs (16), RBI (57) and games played (112).
- His 16 home runs were tied for sixth-most among NL catchers while his 54 RBI as a catcher were also sixth-most in the NL... The last Mets catcher with 16 or more home runs in a season was Mike Piazza, who had 19 in 2005.
- Made his fourth career Opening Day roster.
- Nine of his 16 home runs either gave the Mets a lead or tied the game.
- Hit .302 (26-86) with eight doubles, three home runs and 19 RBI vs. left-handed pitching.
- Batted .293 (29-99) with eight doubles, six home runs, 20 RBI and 13 runs scored over his final 32 games of the season dating to August 17.
- Surpassed his RBI total from 2016 (15) by the end of April (16 in 2017)...According to Elias, since 1920, when RBI became an official statistic, he was the first player to exceed his RBI total from the previous year by April 30 of the next season (min. 275 plate appearances).
- In 20 games in September, he batted .297 (19-64) with five doubles, six home runs, 19 RBI and a .343 OBP...His six home runs were tied for eighth-most in the NL during September while his 19 RBI were tied for 11th-most...The six home runs and 19 RBI in September were both his highest totals for any month in his career.
- Had a career-high four hits and four RBI on April 13 at Miami...Hit a go-ahead, solo homer in the 16th inning to give the Mets the lead (and eventual win)...His 16th-inning home run was the latest home run hit by a Mets player in terms of innings since May 23, 2006, when Carlos Beltrán hit one in the 16th inning vs. Philadelphia, and latest ever for a catcher who had caught the entire game...Research courtesy of Elias.

CAREER BESTS

HITS, GAME

4 hits

4/13/17 at Miami

HOME RUNS, GAME

2 home runs

2x, last, 9/22/17 vs. Washington

MULTI-HR GAMES

2 multi-home run games

2 two-home run games

LEADOFF HR

None

INSIDE-THE-PARK HR

None

WALK-OFF HOME RUNS

None

PINCH-HIT HOME RUNS

None

RBI, GAME

5 RBI

4/28/17 at Washington

STOLEN BASES, GAME

1 stolen base

4/25/14 vs. Miami

HITTING STREAK

7 games

3x, last, 4/18/15-6/16/15

GRAND SLAMS

None

- Became the third player since 1920 (when runs batted in became an official statistic) to collect at least four hits and four RBI, including a game-winning home run in the 16th inning or later, in one game...George Brett did so against the Orioles on May 28, 1979 and Adrián González did so vs. the Reds on May 25, 2008...Research courtesy of Elias.

- Was the first Mets catcher to collect at least four hits and four RBI in a game since Mike Piazza recorded five hits (four as a catcher before moving to first base later in the game) and four RBI on April 7, 2004 at Atlanta.

- Went 2-3 with his first career multi-homer game and a career-high five RBI on April 28 at Washington...The last Mets catcher to drive in five or more runs in a game was Paul Lo Duca, who drove in seven runs on September 4, 2007 in the Mets 11-7 win at Cincinnati...Turned in his second career multi-homer game on September 22 vs. Washington.

- Made his first professional start at third base on August 16 vs. the Yankees...Also played second base during the game...Is the fourth player in Mets history to appear in games at third base, second base and catcher in the same season...The other three are Jeff McKnight (1993), Tucker Ashford (1983) and Alex Trevino (1979-1981).

- Threw out 11-of-88 potential basestealers (17 percent).

2016 SEASON

- Made his third career Opening Day roster.
- Was on the 15-Day Disabled List from April 26-June 21 with a right rotator cuff strain after leaving the game on April 25 vs. Cincinnati.
- Hit .282 (20-71) with two home runs, four RBI and 12 runs scored in 19 games during August...Matched his career and season-high of three hits on August 15 at Arizona...Was his second three-hit game of August, fourth of the season and the 12th of his career.

2015 SEASON

- Made his second Opening Day roster...Tied his career-high with 41 RBI in 67 games...Also had 41 RBI in 108 games in 2014.
- Was the first Mets catcher to have double-digit home runs in back-to-back seasons since Mike Piazza in 2002-03.
- Went on the 15-Day Disabled List from April 21-June 10 (metacarpal fracture of the right little finger) and again from June 21-July 30 (left elbow strain).

- Suffered injury to the little finger of his right hand on April 19 vs. Miami after being hit by a pitch...Returned to the majors on June 10 and hit .267 (8-30) before a collision with Atlanta's A.J. Pierzynski on June 20 where he left the game with a sprained left elbow.

POSTSEASON

- Had three home runs and seven RBI in 14 postseason games...His three home runs are the second-most by a Mets catcher in a single postseason (Mike Piazza, four homers in 2000).
- Had a fourth-inning sacrifice fly to tie Game 5 of the NLDS at Los Angeles.
- Hit the first postseason home run in Citi Field history in Game 3 of the NLDS vs. Los Angeles (hit the Home Run Apple)...Went 3-5 with three RBI and three runs scored...His three RBI matched the most RBI by a Mets catcher in a postseason game...Gary Carter did it twice (both in 1986) while Mike Piazza did it once (1999).

2014 SEASON

- Named to the *Topps'* Rookie All-Star team...Led NL rookies in home runs, and tied for fourth among all rookies...Became the third Met to lead NL rookies in home runs (Darryl Strawberry, 26 in 1983 and Ron Swoboda, 19 in 1965)...His 13 home runs set the franchise rookie-record for home runs by a catcher.
- Finished third among NL rookies with 41 RBI.
- Went to the 7-Day Disabled List with a concussion on May 15, retroactive to May 14...Transferred to the 15-Day Disabled List on May 28 and reinstated on May 29...Also did not play after September 23 because of a bone chip in his right elbow...Underwent surgery on September 30 at the Hospital for Special Surgery to remove the chip.

2013 SEASON

- Recalled from Vegas on August 17...Was 0-2 with two walks in his MLB debut that night at San Diego.
- Suffered a non-displaced fracture of the first metatarsal of the left foot on April 17 that landed him on the minor league Disabled List the next day...Returned July 31.

2012 SEASON

- His season was cut short by injury...Suffered a tear to the posterior cruciate ligament of his left knee...Did not play after June 25...No surgery was required.
- Named to the Futures Game to represent Team USA...Did not play due to injury.

2011 SEASON

- Named the Eastern League's Most Valuable Player.
- Was named to both the EL's mid-season and post-season All-Star teams.

2010 SEASON

- Was selected to the mid-season and post-season Florida State League All-Star teams.

2008 SEASON

- Began the year with Williamsport (A) of the New York-Penn League...Promoted to Lakewood (A) of the South Atlantic League on August 15...Named to the NYPL All-Star team.

BACKGROUND

- Travis E. d'Arnaud graduated from Lakewood (CA) High School.
- His older brother, Chase, played in 42 games for the San Francisco Giants in 2018.
- Was a three-time All American at Lakewood from 2005-2007.
- Played for Team USA in the IBAF Baseball World Cup in Panama in 2011.
- Trekking to Spring Training in 2016 in an RV from California to Port St. Lucie...Made stops at the Grand Canyon, Austin, TX and New Orleans, LA.

CAREER TRANSACTIONS

- Selected by the Philadelphia Phillies in the first-round (37th overall) of the 2007 First-Year Player Draft.
- Acquired by the Toronto Blue Jays along with RHP Kyle Drabek and OF Michael Taylor in exchange for RHP Roy Halladay and cash on December 16, 2009.
- Acquired along with C John Buck, RHP Noah Syndergaard and OF Wuilmer Becerra from Toronto in exchange for RHP R.A. Dickey and Cs Josh Thole and Mike Nickeas on December 17, 2012.
- On the 7-Day Disabled List on May 14, 2014 with a concussion...Transferred to the 15-Day Disabled List, May 28-June 8, 2014.
- On the 15-Day Disabled List, April 21-June 10, 2015, with a metacarpal fracture of the little finger of his right hand.
- On the 15-Day Disabled List, June 21-July 30, 2015, with a strained left elbow.
- On the 15-Day Disabled List, April 26-June 26, 2016, with a right rotator cuff strain.
- On the 10-Day Disabled List, May 5-May 24, 2017 with a bruised right wrist.
- On the 10-Day Disabled List on April 11, 2018 with a partial tear of the ulnar collateral ligament in his right elbow...Transferred to the 60-Day Disabled List, April 13-the end of the 2018 season.



CAREER STATISTICS

YEAR	TEAM	AVG	G	AB	R	H	2B	3B	HR	RBI	SH	SF	HBP	BB	SO	SB	CS	SLG	OBP	E
2007	GCL Phillies (R)	.241	41	141	18	34	3	0	4	20	0	2	4	4	23	4	2	.348	.278	4
2008	Williamsport (A)	.309	48	175	21	54	13	1	4	25	0	3	1	18	29	1	2	.463	.371	6
	Lakewood (A)	.297	16	64	12	19	5	0	2	5	0	0	1	5	10	0	0	.469	.357	4
2009	Lakewood (A)	.255	126	482	71	123	38	1	13	71	0	9	8	41	75	8	4	.419	.319	6
2010	Dunedin (A)	.259	71	263	36	68	20	1	6	38	0	5	4	20	63	3	1	.411	.315	2
2011	New Hampshire (AA)	.311	114	424	72	132	33	1	21	78	0	1	8	33	100	4	2	.542	.371	6
2012	Las Vegas (AAA)	.333	67	279	45	93	21	2	16	52	0	2	3	19	59	1	1	.595	.380	4
2013	GCL Mets (R)#	.318	6	22	4	7	3	0	0	5	0	0	0	1	2	0	0	.455	.348	1
	Binghamton (AA)#	.222	7	27	2	6	2	1	1	3	0	0	0	3	9	0	0	.481	.300	2
	Las Vegas (AAA)	.304	19	56	19	17	8	0	2	12	0	1	0	21	12	0	0	.554	.487	2
	METS	.202	31	99	4	20	3	0	1	5	0	1	0	12	21	0	0	.263	.286	0
2014	Binghamton (AA)#	.125	3	8	2	1	0	0	1	2	0	0	0	1	0	0	0	.500	.222	0
	Las Vegas (AAA)	.436	15	55	13	24	8	0	6	16	0	0	1	3	5	0	0	.909	.475	2
	METS	.242	108	385	48	93	22	3	13	41	1	1	2	32	64	1	0	.416	.302	9
2015	METS	.268	67	239	31	64	14	1	12	41	0	2	4	23	49	0	0	.485	.340	3
	St. Lucie (A)#	.375	5	16	0	6	0	0	0	4	0	0	0	2	2	0	0	.375	.444	0
	Binghamton (AA)#	.300	5	20	3	6	1	0	0	1	0	0	0	2	0	0	0	.350	.300	0
	Las Vegas (AAA)#	.125	2	8	0	1	1	0	0	0	0	0	0	2	0	0	0	.250	.125	0
2016	METS	.247	75	251	27	62	7	0	4	15	2	1	3	19	50	0	0	.323	.307	1
	St. Lucie (A)#	.310	8	29	3	9	2	0	0	5	0	0	0	9	5	1	0	.379	.474	0
	Las Vegas (AAA)#	.333	3	12	2	4	2	0	0	2	0	0	0	2	3	0	0	.500	.429	0
2017	METS	.244	112	348	39	85	19	1	16	57	0	3	2	23	59	0	0	.443	.293	4
	St. Lucie (A)#	.250	2	8	0	2	0	0	0	0	0	0	0	1	0	0	0	.250	.250	0
	Las Vegas (AAA)#	.231	4	13	1	3	2	0	0	1	0	0	0	2	0	0	0	.385	.231	0
2018	METS	.200	4	15	1	3	0	0	1	3	0	0	0	1	5	0	0	.400	.250	1
Minor League Totals		.290	562	2102	324	609	162	7	76	340	0	23	30	182	404	22	12	.482	.351	39
Major League Totals		.245	397	1337	150	327	65	5	47	162	3	8	11	110	248	1	0	.406	.306	18

rehabilitation assignment

CAREER PLAYOFF STATISTICS

YEAR	RND	TEAM/OPP	AVG	G	AB	R	H	2B	3B	HR	RBI	SH	SF	HBP	BB	SO	SB	CS	SLG	OBP	E
2015	NLDS	NYM vs. LAD	.158	5	19	3	3	0	0	1	4	0	1	0	0	8	0	0	.316	.150	0
	NLCS	NYM vs. CHC	.267	4	15	2	4	0	0	2	2	0	0	1	0	5	0	0	.667	.313	1
	WS	NYM vs. KC	.143	5	21	0	3	1	0	0	1	0	0	0	0	4	0	0	.190	.143	0
2016	NLWC	NYM vs. SF																			
		Did Not Play																			
Postseason Totals			.182	14	55	5	10	1	0	3	7	0	1	1	0	17	0	0	.364	.193	1

CAREER FIELDING

POS	G	PO	A	E	PCT	TC	DP
C	369	3009	154	18	.994	3181	21
2B	1	1	0	0	1.000	1	0
3B	1	0	0	0	---	0	0

LAST TIME THE METS ALLOWED

RUNS

- 26 June 11, 1985 at Philadelphia
- 25 July 31, 2018 at Washington
- 23 April 30, 2017 at Washington
- 19 July 26, 2004 at Montreal
- 18 April 27, 2012 at Colorado
- 17 May 26, 2018 at Milwaukee
- 16 September 20, 2012 vs. Philadelphia
- 15 August 26, 2018 vs. Washington
- 14 September 14, 2017 at Chicago-NL

HITS

- 27 June 11, 1985 at Philadelphia
- 24+ July 31, 2018 at Washington (26)
- 23 April 30, 2017 at Washington
- 22 June 16, 1966 at Atlanta
- 21 September 20, 2012 vs. Philadelphia
- 20 July 4, 2007 at Colorado
- 19 May 26, 2018 at Milwaukee
- 18 August 25, 2013 vs. Detroit
- 17 June 2, 2018 vs. Chicago



J.D. DAVIS

28 INF

@JDDavis26

@jddavis26

HT	6-3	WT	218	BT	R	TH	R
----	-----	----	-----	----	---	----	---

OPENING DAY AGE 25

BIRTHDATE APRIL 27, 1993

BIRTHPLACE ELK GROVE, CA

RESIDES ELK GROVE, CA

MLB SERVICE TIME 0 YEARS, 137 DAYS

SIGNED BY BRAD BUDZINSKI (HOUSTON)

HOW OBTAINED ACQUIRED FROM HOUSTON

ALONG WITH INF CODY BOHANEK IN EXCHANGE

FOR OF ROSS ADOLPH, C SCOTT MANEA AND INF

LUIS SANTANA ON JANUARY 6, 2019

CONTRACT STATUS ARBITRATION ELIGIBLE

AFTER 2021. ELIGIBLE FREE AGENT AFTER 2024

2018 SEASON

- Played in 42 games with the Astros across four stints in the majors...Made the Opening Day roster for the first time in his career.
- Made 14 starts at third base, eight starts at first base and three starts in left field...Made one appearance as a pitcher, his third-career appearance as a pitcher.
- Reached base safely a career-high four times on April 11 at Minnesota after going 2-3 with two walks.
- Homered at Yankee Stadium on May 28, setting a new single-game career-high with three RBI.
- Tossed 1.0 inning of relief on July 22 at the Angels...Allowed a solo homer and struck out one batter...Started the game at third base and recorded an RBI...Became the fourth player in AL history to record an RBI, play third base and pitch in the same game, and the first since Detroit's Shane Halter on October 1, 2000 vs. Minnesota.
- Won the Pacific Coast League batting title after posting a .342 batting average (114-333) in 85 games with Fresno (AAA)...Hit 25 doubles, two triples and 17 homers with 81 RBI and a .988 OPS (.406 OBP/.583 SLG).
- Was named to the Pacific Coast League Mid-season All-Star Team...Hit for the cycle on May 17 vs. El Paso...Tabbed the PCL Player of the Week for the week of August 13-19...Hit .462 (12-26) with one double, six homers and 15 RBI during the week.

2017 SEASON

- Was named the Double-A Corpus Christi Player of the Year.
- Was promoted to Fresno (AAA) on July 19...Was selected to the major league roster on August 5.
- Went 1-4 in his MLB debut on August 5 vs. Toronto in a start at third base...Recorded his first career RBI on August 12 at Texas.

- Hit his first MLB homer on August 24 vs. Washington, a solo shot off Sammy Solis.
- Played in 24 total games (14 starts at third base) with the Astros after getting selected to the Major League roster in the beginning of August...Hit four home runs and put up a .484 slugging percentage...Three of his four homers came against left-handed pitchers (.652 SLG vs. southpaws).
- Went 2-5 (.400) with a home run as a pinch-hitter in the majors.
- 46.5 percent of his batted balls had an exit velocity greater than 95 miles per hour, per Statcast...That was the 12th-highest mark in the AL (min. 30 batted balls).
- Made two appearances as a pitcher, tossing 1.2 scoreless innings with three strikeouts.
- Went 2-4 with a double in a start at third base on August 29 vs. Texas and also pitched a perfect eighth inning...Struck out Shin-Soo Choo.
- Hit a pinch-hit, solo homer on September 10 at Oakland.
- From the date of his first major league homer (August 24) through the end of the season, batted .263 (10-38) with two doubles, four homers, five RBI and a .632 slugging percentage in 16 games.
- Was named a Texas League mid-season and post-season All-Star.
- Led the Texas League in slugging percentage while ranking third in OPS...At the time of his promotion to Triple-A, was leading the Texas League in homers...Finished second in the league in homers, despite playing his last Double-A game on July 18.
- Was named the Texas League Player of the Month for June after hitting .343 with seven homers and 23 RBI during the month.

2016 SEASON

- Won Texas League Player of the Week four times...Was named to the Texas League Mid-season All-Star team...Earned *MiLB.com* Texas League Player of the Month honors for May...Was named an *MiLB.com* Organizational All-Star.

2015 SEASON

- Ranked third among all Astros prospects in home runs and RBI and ranked sixth all of minor league baseball in RBI.
- Was twice named the California League Player of the Week for the weeks ending on August 10 and August 31...Appeared in all three of the JetHawks' playoff games, going 3-11 with two home runs and three RBI.

2014 SEASON

- Split his season between Tri-City (A) (30 games) and Quad Cities (A) (43 games), combining to hit .293 (78-266) with 16 doubles, 13 home runs and 52 RBI en route to being named an *MiLB.com* Organizational All-Star.
- Was named the New York-Penn League Player of the Week for June 30-July 6...Had two doubles, two home runs and 11 RBI in six games that week... Was promoted to Quad Cities (A) on July 15 and finished his season with the River Bandits.

BACKGROUND

- Jonathan Gregory Davis was a four-year letter winner at Elk Grove (CA) High School.
- Was a two-time high school All-American and was named the NorCal Player of the Year in both his junior and senior years.
- Was drafted in the fifth round of the 2011 MLB Draft by the Tampa Bay Rays, but did not sign.
- Attended Cal State Fullerton where he was named to the All-Big West First Team in his sophomore and junior years...In his junior year, led the Titans in batting average (.338), OBP (.419) and slugging (.523)...Was a closer in college... Posted seven saves in 14 relief appearances, putting up a 2.66 ERA.

CAREER TRANSACTIONS

- Selected by the Houston Astros in the third round of the 2014 First-Year Player Draft.
- Acquired by the New York Mets from the Houston Astros along with INF Cody Bohanek in exchange for OF Ross Adolph, C Scott Manea and INF Luis Santana on January 6, 2019.

CAREER STATISTICS

YEAR	TEAM	AVG	G	AB	R	H	2B	3B	HR	RBI	SH	SF	HBP	BB	SO	SB	CS	SLG	OBP	E
2014	Tri-City (A)	.279	30	111	18	31	7	1	5	20	0	1	4	15	25	1	0	.495	.382	11
	Quad Cities (A)	.303	43	155	20	47	9	0	8	32	0	1	2	13	41	4	0	.516	.363	4
2015	Lancaster (A)	.289	120	485	93	140	28	3	26	101	0	3	10	54	157	5	2	.520	.370	19
2016	Corpus Christi (AA)	.268	126	485	61	130	34	1	23	81	0	4	5	45	143	1	3	.485	.334	15
2017	Corpus Christi (AA)	.279	87	351	49	98	18	0	21	60	0	3	3	31	90	5	2	.510	.340	13
	Fresno (AAA)	.295	16	61	10	18	5	0	5	18	0	3	0	9	18	0	0	.623	.370	2
	HOUSTON (AL)	.226	24	62	8	14	4	0	4	7	0	1	1	4	20	1	1	.484	.279	0
2018	HOUSTON (AL)	.175	42	103	9	18	2	0	1	5	0	0	0	10	29	0	0	.223	.248	3
	Fresno (AAA)	.342	85	333	56	114	25	2	17	81	0	5	3	36	69	3	0	.583	.406	4
Minor League Totals		.292	507	1981	307	578	126	7	105	393	0	20	27	203	543	19	7	.521	.362	68
Major League Totals		.194	67	165	17	32	6	0	5	12	0	1	1	14	49	1	1	.321	.260	3

YEAR	TEAM	W-L	ERA	G	GS	CG	SHO	SV	IP	H	R	ER	HR	HB	BB	SO	WP	BK
2017	HOUSTON (AL)	0-0	0.00	2	0	0	0	0	1.2	1	0	0	0	0	1	3	0	0
2018	HOUSTON (AL)	0-0	9.00	1	0	0	0	0	1.0	1	1	1	1	0	0	1	0	0
Major League Totals		0-0	3.38	3	0	0	0	0	2.2	2	1	1	1	0	1	4	0	0

CAREER FIELDING

POS	G	PO	A	E	PCT	TC	DP
1B	15	73	8	0	1.000	81	3
3B	45	18	69	3	.967	90	8
OF	5	5	1	0	1.000	6	0
P	3	0	0	0	---	0	0



Rajai DAVIS

NON-ROSTER INVITEE
11 OF

[@rajai11davis](#)

[@rajai11](#)

HT	6-0	WT	212	BT	R	TH	R
----	-----	----	-----	----	---	----	---

OPENING DAY AGE 38
BIRTHDATE OCTOBER 19, 1980
BIRTHPLACE NORWICH, CT
RESIDES EAST LYME, CT
MLB SERVICE TIME 11 YEARS, 167 DAYS
SIGNED BY CHARLIE SULLIVAN (PITTSBURGH)
HOW OBTAINED SIGNED AS A MINOR LEAGUE FREE AGENT ON DECEMBER 17, 2018
CONTRACT STATUS SIGNED THROUGH 2019

CAREER HIGHLIGHTS

- Enters the 2019 season 66th all-time on the stolen base list with 415 steals...Among active players, only José Reyes (517) and Ichiro Suzuki (509) have more.
- Has stolen a base successfully in 79.5 percent of his 522 career attempts...That is the 15th-best success rate among players with at least 500 attempts since 1951 (the first year the statistic was tracked).
- Led the AL in steals in 2016 with 43 swiped bags in his age 35 season...Is tied for the fourth-oldest player to lead his league in steals in a season...Has finished in his league's top-10 in steals eight times.
- Has stolen at least 20 bases in 11 of the last 12 seasons since 2007...In that span, no other player has done so more than nine times.
- Hit a game-tying, two-run home run off the Cubs' Aroldis Chapman in the eighth inning of Game 7 of the 2016 World Series...Added an RBI single in the 10th inning of Cleveland's 8-7 defeat.

2018 SEASON

- Appeared in 101 games for Cleveland, including 75 games and 47 starts in the outfield (33 starts in center field, 14 in left field).
- Spent the entire season on the active roster except for a two-week stint on the DL late in the season to treat a personal medical condition that bothered him most of the season.
- Stole 21 bases in 28 attempts and did not steal a base from June 25-September 5...Following his steal on June 24 he was tied for second in the AL with 16 steals...Finished tied for 10th in the AL in steals (21).
- Stole his 400th career base on May 3 vs. Toronto (game 1).

2017 SEASON

- Split the season between Oakland and Boston...Played 100 games for Oakland before being acquired by the Red Sox on August 23...Missed time early in the season with a strained left hamstring.
- His 29 steals were tied for fourth in the AL and seventh in the majors.
- Tied career highs in hits (four) and runs (four) on June 7 vs. Toronto (two doubles, one triple).

CAREER BESTS

HITS, GAME

4 hits

11x, last, 7/29/17,
Oakland vs. Minnesota

HOME RUNS, GAME

2 home runs

3x, last, 5/18/16,
Cleveland at Cincinnati

MULTI-HR GAMES

3 multi-home run games

3 two-home run games

LEADOFF HR

2 leadoff home runs

last, 7/2/16, Cleveland at Toronto
(Marco Estrada, part of cycle)

INSIDE-THE-PARK HR

None

WALK-OFF HOME RUNS

2 walk-off home runs

last, 7/29/17,
Oakland vs. Minnesota
(Taylor Rogers)

PINCH-HIT HOME RUNS

None

RBI, GAME

5 RBI

2x, last, 8/12/12,
Toronto vs. New York-AL

STOLEN BASES, GAME

4 stolen bases

2x, last, 7/5/17,
Oakland vs. Chicago-AL

HITTING STREAK

14 games

9/13/09-9/26/09

GRAND SLAMS

3 grand slams

last, 6/30/14, Detroit vs. Oakland
(Sean Doolittle)

- Stole four bases on July 5 vs. Chicago-AL, tied for the most in a single game by any player in 2017 (done four times).
- On July 29 vs. Minnesota, hit a two-run, walk-off home run in the bottom of the ninth, his fourth hit of the day...All four of his hits came vs. LHP.

POSTSEASON

- Appeared in Game Two of the ALDS vs. Houston as a defensive replacement in the eighth inning.

2016 SEASON

- Had career highs in runs (74), home runs (12), walks (33) and strikeouts (106) and matched his best with 37 extra base hits (also 2014).
- Led the AL and ranked fourth in the majors with 43 stolen bases...It was the first time he led the league in steals...At the age of 35, he tied for the fourth-oldest player to lead his league in steals... Was the oldest since Rickey Henderson led the AL with 66 steals at the age of 39 in 1998.
- Was 43-49 (87.8 percent) in stolen base attempts, which was the second highest mark in the AL.
- Made 69 starts batting leadoff...His other 38 starts came in the six through nine spots in the order.
- Was successful in 26 consecutive stolen base attempts from April 24 to August 12, which was the longest streak of his career.
- Had his third career two-homer game on May 18 at Cincinnati...Went 9-16 (.563) with 10 runs, three doubles, two triples, nine RBI, six walks, two stolen bases and four multi-hit games in four games against the Reds from May 16-19 to earn Ohio Cup MVP honors.
- Hit for the cycle in a 4-5 performance on July 2 at Toronto...It was his first career cycle.

POSTSEASON

- Appeared in all 15 games of the Indians' AL pennant-winning playoff run...Tied a World Series record with three stolen bases in Game Five on October 30 at Wrigley Field (was the oldest player to do so at age 36).
- In Game 7 of the World Series vs. Chicago, hit a game-tying two-run home run off Aroldis Chapman in the bottom of the eighth inning and added a RBI single in the 10th inning.

2015 SEASON

- Finished tied for third in the AL in triples (career-high 11).
- Played in the 1,000th game of his career June 15 against Cincinnati.

2014 SEASON

- Finished tied for third in the AL with 36 stolen bases...Tabbed as the second-fastest baserunner in the AL by *Baseball America*.
- Belted a walk-off grand slam and had a season-high four RBI on June 30 vs. Oakland...Marked the second grand slam and first walk-off home run of his career.
- Stole the 300th base of his major league career in the second game of a doubleheader on August 30 at Chicago-AL.

POSTSEASON

- Made two starts and played in all three games of the Tigers' ALDS defeat vs. Baltimore...Went 2-6 (.333) in his first ever postseason action.

2013 SEASON

- Ranked second in the AL with 45 stolen bases... Rated as the second fastest baserunner and third best baserunner in the AL by *Baseball America*... Stole a career-high four bases on July 27 vs. Houston.

2012 SEASON

- Finished second in the AL with 46 stolen bases.
- Had 10 games with two or-more stolen bases.
- Established a career-high with two home runs on May 18 vs. the Mets.

2011 SEASON

- Was placed on the DL for the remainder of the season on August 15 with a left hamstring tear.
- Finished tied for seventh in the AL with 34 stolen bases, despite starting only 82 games.
- Sidelined from April 12-29 with an aggravated right ankle strain.
- Stole three bases on July 19 vs. Seattle...Entered the game in the ninth inning as a pinch runner.

2010 SEASON

- Finished the season ranked third in the majors with 50 stolen bases...Was tied for third in the AL with four games with at least four hits.

2009 SEASON

- Hit .305 in 125 games with Oakland...Had the fourth best batting average in the AL from June 1 through the end of the season (.324).
- Ranked fifth in the AL with 41 stolen bases...Tied for the Major League lead with 30 stolen bases after the All-Star Break.
- Had eight assists, which ranked third among AL center fielders.

- Had his first career game-ending hit June 11 against Minnesota with a ninth inning RBI single.
- Hit safely in a career-high 14 consecutive games from September 13-26 (22-62, .355).

2008 SEASON

- Was claimed by the A's off waivers from San Francisco April 23 and went on to steal a team-leading 25 bases with Oakland.
- His 29 steals in 226 plate appearances were tied for fourth most in the majors since 1900 among players with 250 or fewer plate appearances... Was successful in 25 of his 31 (80.6 percent) attempts with Oakland.
- Went 3-4 with a triple in his Oakland debut on April 24, a start in center field against Minnesota.
- Pinch ran for designated hitter Jack Cust in the eighth inning on September 5 at Baltimore, stole third, scored a run and then hit his first career grand slam off Randor Bierd later in the inning.
- Committed the first error of his career on September 11 vs. Texas after starting his career with a 148 game errorless streak.

2007 SEASON

- Split the year between the Pirates organization and the Giants...Opened his campaign at Indianapolis (AAA) before being called up to Pittsburgh in June...Was acquired by the Giants at the July 31 trade deadline.
- After joining the Giants on August 1, his 17 stolen bases were the sixth-highest total in the NL.
- Hammered his first career home run on August 17 at Florida, a two-run shot off Scott Olsen.

2006 SEASON

- Was recalled by Pittsburgh on August 14 and went 0-1 in his MLB debut that night against Milwaukee (fled out as a pinch hitter).

2005 SEASON

- Earned mid-season Eastern League All-Star honors...Shared the Eastern League lead in stolen bases (45) and ranked fifth in runs (82).

2004 SEASON

- Earned Carolina League mid- and post-season All-Star honors for Lynchburg (A)...Led the league in average (.314), runs (91), hits (160) and steals (57).

2003 SEASON

- Was named to the South Atlantic League post-season All-Star team while playing for Hickory (A)...Ranked third among league leaders in stolen bases (40), hits (146) and runs (84)...Also finished seventh in batting (.305).

2002 SEASON

- Was named Topps Gulf Coast League Player of Year, while also being named a GCL All-Star.
- Led the GCL in average (.384), at bats (224), hits (86), OBP (.436) and total bases (124)...Tied for the league lead in extra-base hits (25) and finished third in stolen bases (24) and second in slugging (.554).

BACKGROUND

- Rajai (pronounced rah-jay) Lavae Davis graduated from New London (CT) High School in 1999 where he played football, basketball and baseball.
- Attended the University of Connecticut at Avery Point...Was inducted into the school's Baseball Hall of Fame in 2012.
- On the board of directors for the Miracle Temple Church in New London, CT...Created Rajai's Clubhouse, a play area for young children who are too young to attend services.
- Has two kids with his wife, Marissa...One daughter, Jada Marie, five, and a son, Jordan Michael, three.

CAREER TRANSACTIONS

- Selected by the Pittsburgh Pirates in the 38th round of the 2001 First-Year Player Draft.
- Acquired by the San Francisco Giants along with a player to be named later from Pittsburgh in exchange for RHP Matt Morris on July 31, 2007...Pittsburgh sent RHP Steve MacFarland to San Francisco on August 27, 2007 to complete the trade.
- Claimed off waivers from San Francisco by Oakland on April 23, 2008.
- Acquired by Toronto from Oakland in exchange for RHPs Danny Farquhar and Trystan Magnuson on November 17, 2010.
- On the 15-Day Disabled List, April 11-29, 2011, with a right ankle injury.
- On the 15-Day Disabled List, August 15, 2011, with a torn left hamstring...Transferred to the 60-Day Disabled List on September 7...Missed the rest of the season.
- On the 15-Day Disabled List, May 11-June 4, 2013, with a strained oblique.
- Signed as a free agent by the Detroit Tigers to a two-year contract on December 11, 2013.
- On the Paternity List, June 2-5, 2015.
- Signed as a free agent by the Cleveland Indians to a one-year contract on December 17, 2015.
- Signed as a free agent by the Oakland Athletics to a one-year contract on January 3, 2017.

- On the 10-Day Disabled List, April 25 (retroactive to April 22)-May 2, 2017, with a strained left hamstring.
- Acquired by the Boston Red Sox from Oakland in exchange for OF Rafael Rincones on August 23, 2017.
- Signed as a minor league free agent by the Cleveland Indians on February 17, 2018.
- On the 10-Day Disabled List, August 22-September 1, 2018 with a non-baseball-related medical condition.
- Signed as a minor league free agent by the New York Mets on December 17, 2018.

CAREER STATISTICS

YEAR	TEAM	AVG	G	AB	R	H	2B	3B	HR	RBI	SH	SF	HB	BB	SO	SB	CS	SLG	OBP	E
2001	Williamsport (A)	.083	6	12	1	1	0	0	0	0	0	0	0	2	4	0	1	.083	.214	0
	GCL Pirates (R)	.262	26	84	19	22	1	0	0	4	3	1	1	13	26	11	3	.274	.364	1
2002	GCL Pirates (R)	.384	58	224	38	86	16	5	4	35	0	3	3	20	25	24	6	.554	.436	3
	Williamsport (A)	.000	1	4	0	0	0	0	0	0	0	0	0	0	1	0	0	.000	.000	0
	Hickory (A)	.429	6	14	4	6	0	0	0	3	1	0	1	6	2	2	2	.429	.619	0
2003	Hickory (A)	.305	125	478	84	146	21	7	6	54	8	2	6	55	65	40	13	.416	.383	7
2004	Lynchburg (A)	.314	127	509	91	160	27	7	5	38	4	0	2	59	60	57	15	.424	.388	8
2005	Altoona (AA)	.281	123	499	82	140	22	5	4	34	6	1	12	43	76	45	9	.369	.351	10
2006	Indianapolis (AAA)	.283	100	385	53	109	17	1	2	21	2	0	3	27	59	45	13	.348	.335	2
	PITTSBURGH (NL)	.143	20	14	1	2	1	0	0	0	1	0	0	2	3	1	3	.214	.250	0
2007	Indianapolis (AAA)	.318	53	211	31	67	12	4	4	30	2	2	3	21	25	27	9	.469	.384	3
	PITTSBURGH (NL)	.271	24	48	6	13	2	1	0	2	1	1	0	7	3	5	2	.354	.357	0
	SAN FRANCISCO (NL)	.282	51	142	26	40	9	1	1	7	2	0	4	14	25	17	4	.380	.363	0
2008	SAN FRANCISCO (NL)	.056	12	18	2	1	0	0	0	0	0	0	0	1	6	4	0	.056	.105	0
	OAKLAND (AL)	.260	101	196	28	51	5	4	3	19	2	1	1	7	34	25	6	.372	.288	1
2009	OAKLAND (AL)	.305	125	390	65	119	27	5	3	48	2	4	7	29	70	41	12	.423	.360	4
2010	OAKLAND (AL)	.284	143	525	66	149	28	3	5	52	1	5	4	26	78	50	11	.377	.320	4
2011	TORONTO (AL)	.238	95	320	44	76	21	6	1	29	1	1	1	15	63	34	11	.350	.273	2
	New Hampshire (AA)#	.300	4	10	1	3	1	0	0	0	0	0	2	2	2	0	2	.400	.500	0
	Dunedin (A)#	.400	2	5	1	2	0	0	1	1	0	0	0	0	1	0	0	1.000	.400	0
2012	TORONTO (AL)	.257	142	447	64	115	24	3	8	43	1	4	6	29	102	46	13	.378	.309	8
2013	TORONTO (AL)	.260	108	331	49	86	16	2	6	24	1	2	5	21	67	45	6	.375	.312	2
	Dunedin (A)#	.300	3	10	2	3	0	1	0	0	0	0	0	0	1	0	0	.500	.300	0
2014	DETROIT (AL)	.282	134	461	64	130	27	2	8	51	3	3	5	22	75	36	11	.401	.320	5
2015	DETROIT (AL)	.258	112	341	55	88	16	11	8	30	1	3	3	22	76	18	8	.440	.306	2
2016	CLEVELAND (AL)	.249	134	454	74	113	23	2	12	48	1	2	5	33	106	43	6	.388	.306	5
2017	OAKLAND (AL)	.233	100	300	49	70	17	2	5	18	1	1	0	26	70	26	6	.353	.294	2
	BOSTON (AL)	.250	17	36	7	9	2	0	0	2	0	0	1	1	13	3	1	.306	.289	1
2018	CLEVELAND (AL)	.224	101	196	33	44	6	1	1	6	4	1	4	11	48	21	7	.281	.278	0
	Akron (AA)#	.000	2	6	0	0	0	0	0	0	0	0	0	0	2	0	0	.000	.000	0
Minor League Totals		.304	636	2451	407	745	117	30	26	220	26	9	33	248	349	251	73	.408	.374	34
Major League Totals		.262	1419	4219	633	1106	224	43	61	379	22	28	46	266	839	415	107	.379	.311	36

rehabilitation assignment

CAREER PLAYOFF STATISTICS

YEAR	RND	TEAM/OPP	AVG	G	AB	R	H	2B	3B	HR	RBI	SH	SF	HBP	BB	SO	SB	CS	SLG	OBP	E
2014	ALDS	DET vs. BAL	.333	3	6	0	2	0	0	0	0	0	0	0	0	0	0	0	.333	.333	0
2016	ALDS	CLE vs. BOS	.000	3	6	0	0	0	0	0	1	0	1	0	0	3	0	0	.000	.000	0
	ALCS	CLE vs. TOR	.000	5	6	1	0	0	0	0	0	0	0	0	0	2	1	0	.000	.000	0
	WS	CLE vs. CHC	.227	7	22	3	5	1	0	1	3	0	0	1	1	4	3	0	.409	.292	0
2017	ALDS	BOS vs. HOU	---	1	0	0	0	0	0	0	0	0	0	0	0	0	0	0	---	---	0
Postseason Totals			.175	19	40	4	7	1	0	1	4	0	1	1	1	9	4	0	.275	.209	0
LDS Totals			.167	7	12	0	2	0	0	0	1	0	1	0	0	3	0	0	.167	.154	0
LCS Totals			.000	5	6	1	0	0	0	0	0	0	0	0	0	2	1	0	.000	.000	0
WS Totals			.227	7	22	3	5	1	0	1	3	0	0	1	1	4	3	0	.409	.292	0

CAREER FIELDING

POS	G	PO	A	E	PCT	TC	DP
OF	1265	2390	59	36	.986	2485	13



Jacob deGROM

48 RHP

@JdeGrom19

HT	6-4	WT	180	BT	L	TH	R
----	-----	----	-----	----	---	----	---

OPENING DAY AGE 30
BIRTHDATE JUNE 19, 1988
BIRTHPLACE DeLAND, FL
RESIDES DeLAND, FL
MLB SERVICE TIME 4 YEARS, 139 DAYS
SIGNED BY STEVE NICHOLS
HOW OBTAINED METS NINTH-ROUND PICK IN THE 2010 FIRST-YEAR PLAYER DRAFT
CONTRACT STATUS ELIGIBLE FREE AGENT AFTER 2020

CY YOUNG: 2018 **ALL-STAR:** 2015, 2018 **ROOKIE OF THE YEAR:** 2014 **WILSON DEFENSIVE PLAYER OF THE YEAR:** 2015

CAREER HIGHLIGHTS

- Named the 2018 National League Cy Young Award winner by the BBWAA...Is the fourth Mets pitcher to win the award, joining R.A. Dickey (2012), Dwight Gooden (1985) and Tom Seaver (1969, 1973, 1975)...Was also named the Players Choice 2018 NL Outstanding Pitcher.
- Is one of seven pitchers, and the third Mets pitcher, to win at least one Cy Young Award and the Rookie of the Year Award.
- Named to the 2018 and 2015 NL All-Star teams...In the 2015 All-Star Game, struck out the side on 10 pitches.
- Named the 2014 NL Rookie of the Year by the BBWAA...Also named the Sporting News NL Rookie of the Year and the Players Choice NL Outstanding Rookie.
- Named the National League Rookie of the Month for July and for September, 2014.
- Tied the modern-era major league record with eight consecutive strikeouts to begin his start on September 15, 2014 vs. Miami.
- Named NL Co-Player of the Week, June 1-7, 2015, and June 12-18, 2017...Also NL Co-Player of the Week, July 21-27, 2014.
- Has allowed one or no runs 64 times in 139 career starts, the most such starts in any major league starter's first 139 career games in the last century...Has 20 career scoreless outings of at least 7.0 innings, tied for the fourth-most in the majors since his debut.
- His 2.67 career ERA is the second-lowest among all pitchers with at least 100 starts...Trails only Clayton Kershaw (2.39)... Has a 2.14 ERA (107 earned runs/450.0 innings) in 69 career starts at home, the second-lowest home ERA since 2014 (min. 200 innings) behind Kershaw (1.92) and the lowest home ERA in franchise history (min 400.0 innings).
- Is 21-11 with a 1.92 daytime ERA (66 earned runs/309.0 innings) in 48 career daytime starts...The 1.92 ERA is the lowest by any player in the daytime since 1913 (min. 200.0 daytime innings pitched).

2018 SEASON

- Was a near-unanimous selection for the NL Cy Young Award, finishing with 29 of 30 first place votes and 207 of a possible 210 voting points...Became the Mets' fourth winner of the award and first since R.A. Dickey in 2012...Was presented with the award during the 96th Annual New York Baseball Writers' Dinner on January 26, 2019 at the New York Hilton Midtown Hotel.
- Finished in fifth place in the NL MVP balloting...Received one first-place vote.

CAREER BESTS

WIN STREAK
8 games
 6/12/17-7/24/17

LOSS STREAK
5 games
 6/23/18-8/3/18

STRIKEOUTS, GAME
13 strikeouts
 4x, last, 6/2/18 vs. Chicago-NL

DOUBLE-DIGIT STRIKEOUT GAMES
32 games
 last, 10 strikeouts, 9/26/18 vs. Atlanta

LONGEST OUTING, STARTER
9.0 innings
 3x, last, 8/18/18 at Philadelphia

MOST WALKS, GAME
6 walks
 4/22/17 vs. Washington

SCORELESS STREAK
24.1 innings
 4/21/18-5/18/18

LAST COMPLETE GAME
 8/18/18 at Philadelphia (Won, 3-1)

LAST COMPLETE-GAME SHUTOUT
 7/17/16 at Philadelphia (Won, 5-0)

FEWEST HITS, COMPLETE GAME
1 hit
 7/17/16 at Philadelphia (Won, 5-0)

FEWEST WALKS, COMPLETE GAME
0 walks
 8/18/18 at Philadelphia (Won, 3-1)

- Led the majors with a 1.70 ERA (41 earned runs/217.0 innings), .521 opponent OPS, 0.41 HR/9 rate, 8.8 *Fangraphs* WAR, 9.2 RA-9 WAR, 1.99 FIP, .277 opponent slugging, 216 ERA+, 2.08 DRA and a 1.87 road ERA...His 269 strikeouts were the second-most in the NL and fourth-most in the majors...Led the NL in home ERA (1.54), opponent OBP (.244) and *Baseball-Reference* WAR (10.0).
- His 32 starts, 217.0 innings, 1.70 ERA, 269 strikeouts, 0.91 WHIP, 1.99 FIP, 6.3 H/9 and 0.41 HR/9 were all career-bests...The only Mets pitcher with a lower ERA in a season was Dwight Gooden (1.53 ERA in 1985)...Fanned 32.2 percent of the hitters he faced, the highest single-season rate in Mets history.
- Allowed three runs or fewer in each of his last 29 starts, the longest single-season streak in MLB history...Hurling 24 straight quality starts to finish the season, the longest single-season streak in major league history.
- Set a major league record with 19 starts in which he pitched 6.0 or more innings and allowed three or fewer runs but did not win...Courtesy of Elias.
- Was named to his second All-Star team (also, 2015)...Became the 13th pitcher in Mets history with multiple All-Star selections...At the All-Star break, had a 1.68 ERA, the second-lowest first-half mark in team history (Dwight Gooden had a slightly better 1.68 ERA in 1985).
- Became the first pitcher in modern major league history (since 1900) to have a sub-2.00 ERA, at least 260 strikeouts, 50 or fewer walks and 10 or fewer home runs allowed...According to Elias, was the 10th time since 1920 that a pitcher had at least 200.0 innings and an ERA of 1.70 or lower in a season.
- Faced 643 batters with the score tied or the Mets up or down by one run (77 percent of his 835 total batters faced), 47 more than any pitcher in the majors.
- Held opponents to a .142 (19-134) batting average with RISP, second-lowest in the majors and ninth-lowest since the statistic started being tracked in 1974...Opponents were 0-13 with nine strikeouts vs. deGrom with the bases loaded.
- Held a 1.79 ERA (29 earned runs/145.2 innings) against teams with a .500 record or better, the lowest mark in the majors (min. 100.0 innings).
- With 10 strikeouts in his final start of the season, deGrom, reached 1,000 career strikeouts...Reached the milestone faster than any Mets pitcher in club history (897.2 innings, previous fastest was David Cone, who reached 1,000 Ks in 1,048.1 innings).
- His 11 double-digit strikeout games was tied for third-most in the majors (second-most in NL)...Fanned at least a dozen hitters on five occasions, including a career-high-tying 13 twice (May 18 vs. Arizona and June 2 vs. Chicago-NL).
- According to *FanGraphs*, deGrom's 26.6 percent hard-hit rate was the third-lowest in the majors...DeGrom pitched to the most soft contact in the majors (25.2 percent) among qualifying pitchers.
- Had a career-best 24.1 scoreless inning streak between April 21-May 18.
- Returned from the DL on May 13 at Philadelphia and pitched into and out of a bases-loaded jam in a 1.0-inning start that featured 45 pitches, three walks, two strikeouts and 20 foul balls.
- Went the distance at Philadelphia on August 18, allowing one run, unearned, in the seventh inning...Was his third career complete game.
- Fanned 45 and walked only five in five September starts...Became the only Met in franchise history to record at least 45 strikeouts and walk five or fewer batters in a calendar month.

2017 SEASON

- His 15 wins, 31 starts, 201.1 innings pitched, 239 strikeouts and 10.68 K/9 IP were all career-highs, surpassing his previous single-season highs in 2015...His 239 strikeouts were fifth-most in the majors (second-most in the NL)...His 10.68 K/9 IP, ranked third-best in the NL.
- Was named the National League Player of the Week for the week of June 12-18...Went 2-0 with a 0.53 ERA (one earned run/ 17.0 innings) including a complete game against the Cubs on June 12.
- He ranked fourth in the majors in double-digit strikeout games (11) behind Chris Sale (18 games), Max Scherzer (15) and Corey Kluber (15).
- Won eight consecutive starts from June 12-July 24...During that stretch, he had a 1.61 ERA (11 earned runs/61.2 innings pitched)...Tied a single-season franchise record with his eight consecutive wins...Tom Seaver (1969), David Cone (1988) and Bobby Jones (1997) also accomplished the feat in a single season...Research courtesy of Elias...His eight-consecutive games with a win was tied for the longest streak in the majors in 2017...Clayton Kershaw won eight-consecutive games from June 7-July 18.
- Induced 465 swings and misses on his pitches in his 31 starts, the fifth-highest total in the major leagues...Batters swung and missed 225 times at his four-seam fastball, the most in the major leagues...The swing-and-miss rate on his four-seam fastball was 14.40%, also the highest in the league (min. 1,100 total swings).

- Went 6-0 with a 2.10 ERA in his first 10 career starts vs. the Phillies...The Mets were 10-0 in those 10 starts...Only Tom Seaver (13 starts from 1969-1972) went unbeaten in 10 or more consecutive starts.
- Hit his first major-league home run down 1-0, an opposite-field shot off the Nationals' Joe Ross, in the third inning on June 18 vs. Washington.
- Was called upon to pinch-hit for the 10th time in his career on September 9 vs. Cincinnati...The 10 pinch-hit appearances are the most by a starting pitcher in Mets history.
- Hit .211 (15-71) with one home run, one double and four RBI...His 15 hits led Mets pitchers and were the most by a Mets pitcher in a season since Mike Hampton had 20 hits in 2000...Stole his first career base in the third inning of his August 4 start against the Dodgers...It was the first stolen base by a Mets pitcher since Oliver Perez on May 11, 2008 against Cincinnati.
- Retired 23 straight batters after giving up a one-out single to Matt Carpenter in the first inning on May 21 vs. St. Louis...Pitched 8.0 scoreless innings, allowing one hit in that start...Also struck out a season-high 11 and walked none in that start, becoming the fourth pitcher in franchise history to allow one or fewer hits, strike out at least 10 and walk none in a game.
- Collected a career-high and tied a franchise-record for a pitcher with three hits on May 16 against Milwaukee, including two hits in the Mets' 10-run fourth inning...It was the 26th time a Mets pitcher recorded three hits in a game and first since Chris Young on April 5, 2011.

POSTSEASON

- Won each of his first three starts (Game 1 NLDS, Game 5 NLDS and Game 3 NLCS)...Was the second starter in Mets franchise history to win three consecutive postseason starts, joining Jerry Koosman who did so spanning the 1969 and 1973 postseasons.
- Had 29 strikeouts, the third-most in franchise history for a single postseason, trailing only Tom Seaver in 1973 (35) and Al Leiter in 2000 (31).
- Won three road games, matching a Major League record for most wins on the road in a single postseason, joining Madison Bumgarner (2014), Cliff Lee (2010), Freddy Garcia (2005) and John Smoltz (1996).
- Tied a postseason franchise record with 13 strikeouts in Game 1 of the NLDS at Los Angeles... Tom Seaver also struck out 13 in Game 1 of the 1973 NLCS at Cincinnati...Became the first pitcher in major league history to record six strikeouts in the first 2.0 innings of his postseason debut.

2016 SEASON

- Did not pitch after September 1...Had surgery to reposition the ulnar nerve in his right elbow on September 21.
- In nine no-decisions, he had a 1.92 ERA (13 earned runs/61.0 innings).
- Tossed his first career complete-game one-hit shutout on July 17 at Philadelphia...Struck out seven and walked one in the 105-pitch effort... The one hit he allowed came on a single by the pitcher, Zach Eflin, in the third inning...It was the fifth time in Mets history that a Mets pitcher pitched a complete-game one-hitter where the opposing pitcher came up with the one hit.

2015 SEASON

- Named to the 2015 NL All-Star team...Struck out Oakland's Stephen Vogt, Cleveland's Jason Kipnis, and Detroit's José Iglesias in the sixth inning of the 2015 All-Star Game in Cincinnati... DeGrom became the first player in All-Star history to strike out three batters in an inning with 10 pitches or fewer.
- Became the 11th pitcher in team history to record 200 strikeouts in a season...Finished fourth in the NL with a 2.54 ERA, tied for eighth in strikeouts (205), tied for seventh in wins (14) and fifth in opponents' batting average against (.215).
- Named co-NL Player of the Week with Clayton Kershaw for the week of June 1-7.

2014 SEASON

- Named the National League Rookie of the Year by the Baseball Writer's Association of America... Was the fifth Mets player to receive the honor... Also named the *Sporting News* NL Rookie of the Year and the Player's Choice NL Outstanding Rookie.
- Began the year with Las Vegas (AAA) of the Pacific Coast League before being recalled on May 13...Went on to make 22 starts, and win the NL Rookie Triple Crown, leading in strikeouts (144), ERA (2.69) and tying for the league lead with nine wins.
- Was named the NL Rookie of the Month for July and for September, becoming the second Mets player to earn the award since the award was established in 2003 (Justin Turner, May 2011).
- Was co-NL Player of the Week for July 21-July 27, going 2-0 with 0.68 ERA during the period.

- Tied the modern-era major league record with eight consecutive strikeouts to begin his start on September 15 vs. Miami...Tied Houston's Jim Deshaies, who did it on September 23, 1986 vs. Los Angeles (NL)...The Mets record was six to begin a game, held by Pete Falcone, who did it on May 1, 1980 vs. Philadelphia...The eight consecutive strikeouts at any point are the second most in team history behind Tom Seaver's MLB-record 10 on April 22, 1970 vs. San Diego.
- Established a rookie franchise-record, hurling 67.1 innings from June 5-August 7 without allowing a home run.
- Went 7.0 innings and allowed one run, earned, with six strikeouts in his debut on May 15 vs. New York (AL)...The 7.0 innings tied the longest outing by a Mets pitcher in his debut since 1982, when Brent Gaff tossed 7.2 innings, losing 3-2 to San Francisco despite allowing three unearned runs on July 7, 1982.
- Won his first major league game on June 21 at Miami with 7.0 shutout innings.
- Pitched 6.2 no-hit innings in his start on August 2 vs. San Francisco before Pablo Sandoval doubled...It was the third-longest no-hit bid by a rookie in franchise history...Randy Tate pitched 7.1-hitless innings against the Expos at Shea on August 4, 1975 and Dwight Gooden tossed 8.0-hitless innings at Pittsburgh on June 6, 1984.
- Mets pitchers were 0-64 at the plate before he singled in his first at-bat, May 15 vs. the Yankees.
- Finished the season hitting .217 (10-46)...His 10 hits tied with Rick Aguilera (1985), Ron Darling (1984), Mark Bombback (1980) and Jon Matlack (1972) for third-most by a Mets rookie pitcher, behind Doc Gooden (14, 1984) and Tom Seaver (11, 1967).

2011 SEASON

- Missed the entire year after undergoing Tommy John surgery.

BACKGROUND

- Jacob Anthony deGrom graduated from Cavalry Christian Academy (FL) where he played baseball and basketball...Helped his team win the American Legion State Championship in 2006.
- Attended Stetson University...Played third base and shortstop his first two years before converting to a pitcher as a junior in 2010...Was 4-5 with two saves in 17 games, 12 starts as a junior...Stetson is one of two schools to have two MLB award winners in the same season (AL Cy Young Award winner Corey Kluber).
- Got married two days before winning the 2014 NL Rookie of the Year.
- Was the guest speaker at the annual St. John's baseball dinner on January 22, 2014.
- Was honored by the New York Chapter of the BBWAA, along with teammates Matt Harvey, Steven Matz and Noah Syndergaard, as the "Toast of the Town" at the organization's annual dinner in Manhattan on January 23, 2016.
- Was honored as the 2018 New York Player of the Year by the New York Chapter of the BBWAA, at the organization's annual dinner in Manhattan on January 26, 2019.

CAREER TRANSACTIONS

- Selected by the New York Mets in the ninth-round (272nd overall) of the 2010 First-Year Player Draft.
- On the 15-Day Disabled List, August 8-August 23, 2014, with right rotator cuff tendinitis.
- On the Bereavement/Family Medical Emergency List, April 16-23, 2016.
- On the 10-Day Disabled List, May 6, retroactive to May 3-May 13, 2018 with a hyperextended right elbow.

METS CY YOUNG AWARD WINNERS

Four Mets pitchers have won the National League Cy Young Award: Tom Seaver, who earned the honor three times between 1969-1975, Dwight Gooden, R.A. Dickey and Jacob deGrom. Below are their statistics from their Cy Young Award-winning seasons:

Pitcher	Year	W-L	ERA	SO	WHIP	Pitcher	Year	W-L	ERA	SO	WHIP
Seaver	1969	25-7	2.21	208	1.04	Gooden	1985	24-4	1.53	268	0.97
Seaver (2)	1973	19-10	2.08	251	0.98	Dickey	2012	20-6	2.73	230	1.05
Seaver (3)	1975	22-9	2.38	243	1.09	deGrom	2018	10-9	1.70	269	0.91

CAREER STATISTICS

YEAR	TEAM	W-L	ERA	G	GS	CG	SHO	SV	IP	H	R	ER	HR	HB	BB	SO	WP	BK
2010	Kingsport (R)	1-1	5.19	6	6	0	0	0	26.0	35	15	15	2	0	6	22	1	0
2011																		
Injured - Did Not Pitch																		
2012	Savannah (A)	6-3	2.51	15	15	0	0	0	89.2	77	33	25	3	1	14	78	2	1
	St. Lucie (A)	3-0	2.08	4	4	0	0	0	21.2	14	5	5	1	1	6	18	3	0
2013	St. Lucie (A)	1-0	3.00	2	2	0	0	0	12.0	12	4	4	1	1	2	13	1	0
	Binghamton (AA)	2-5	4.80	10	10	0	0	0	60.0	69	38	32	4	2	20	44	3	1
	Las Vegas (AAA)	4-2	4.52	14	14	0	0	0	75.2	87	41	38	6	1	24	63	3	0
2014	Las Vegas (AAA)	4-0	2.58	7	7	0	0	0	38.1	39	13	11	2	1	10	29	2	0
	METS	9-6	2.69	22	22	0	0	0	140.1	117	44	42	7	1	43	144	1	0
2015	METS	14-8	2.54	30	30	0	0	0	191.0	149	59	54	16	2	38	205	6	0
2016	METS	7-8	3.04	24	24	1	1	0	148.0	142	53	50	15	3	36	143	4	0
2017	METS	15-10	3.53	31	31	1	0	0	201.1	180	87	79	28	2	59	239	7	0
2018	METS	10-9	1.70	32	32	1	0	0	217.0	152	48	41	10	5	46	269	2	0
Minor League Totals		21-11	3.62	58	58	0	0	0	323.1	333	149	130	19	7	82	267	15	2
Major League Totals		55-41	2.67	139	139	3	1	0	897.2	740	291	266	76	13	222	1000	20	0

CAREER PLAYOFF STATISTICS

YEAR	RND	TEAM/OPP	W-L	ERA	G	GS	CG	SHO	SV	IP	H	R	ER	HR	HB	BB	SO	WP	BK
2015	NLDS	NYM vs. LAD	2-0	1.38	2	2	0	0	0	13.0	11	2	2	0	0	4	20	0	0
	NLCS	NYM vs. CHC	1-0	2.57	1	1	0	0	0	7.0	4	2	2	2	0	1	7	0	0
	WS	NYM vs. KC	0-1	7.20	1	1	0	0	0	5.0	6	4	4	0	0	3	2	0	0
Postseason Totals			3-1	2.88	4	4	0	0	0	25.0	21	8	8	2	0	8	29	0	0

ALL-STAR GAME

YEAR	LEAGUE/SITE	W-L	ERA	G	GS	CG	SHO	SV	IP	H	R	ER	HR	HB	BB	SO	WP	BK
2015	NL/CINCINNATI	0-0	0.00	1	0	0	0	0	1.0	0	0	0	0	0	0	3	0	0
2018	NL/WASHINGTON	0-0	9.00	1	0	0	0	0	1.0	1	1	1	1	0	0	1	0	0
All-Star Game Totals		0-0	4.50	2	0	0	0	0	2.0	1	1	1	1	0	0	4	0	0

MAJOR LEAGUE HITTING TOTALS

YEAR	TEAM	AVG.	G	AB	R	H	2B	3B	HR	RBI	SH	SF	HBP	BB	SO	SB	CS	SLG	OBP	E
2018	METS	.164	30	67	1	11	1	0	0	5	3	0	0	4	25	0	0	.179	.211	1
TOTAL		.186	140	285	19	53	6	0	1	17	22	0	0	13	88	1	0	.218	.221	4

Last Home Run — June 18, 2017 vs. Washington (Joe Ross)

Most Hits, Game — 3, May 16, 2015 vs. Milwaukee

Most RBI, Game — 2, 2x, last - May 3, 2017 at Atlanta

CAREER FIELDING

POS	G	PO	A	E	PCT	TC	DP
P	139	64	121	4	.979	189	12





Edwin DÍAZ

39 RHP

@edidiaz44

@sugardiaz44

HT	6-3	WT	165	BT	R	TH	R
----	-----	----	-----	----	---	----	---

OPENING DAY AGE 25

BIRTHDATE MARCH 22, 1994

BIRTHPLACE HUMACAO, PUERTO RICO

RESIDES HUMACAO, PUERTO RICO

MAJOR LEAGUE SERVICE TIME 2 YEARS, 121 DAYS

SIGNED BY NOEL SEVILLA (SEATTLE)

HOW OBTAINED ACQUIRED FROM SEATTLE ALONG WITH INF ROBINSON CANÓ AND CASH CONSIDERATIONS IN EXCHANGE FOR OF JAY BRUCE, RHP ANTHONY SWARZAK, RHP GERSON BAUTISTA, RHP JUSTIN DUNN AND OF JARRED KELENIC ON DECEMBER 3, 2018

CONTRACT STATUS ARBITRATION ELIGIBLE AFTER 2019. ELIGIBLE FREE AGENT AFTER 2022

☆ **ALL-STAR: 2018**

RELIEVER OF THE YEAR: 2018 (AL)

MLB SAVES LEADER: 2018

CAREER HIGHLIGHTS

- Is the only pitcher in major league history to begin his career with three seasons with at least 50.0 innings and a strikeouts-per-nine-innings ratio of 12.0 or better.
- Saved 57 games in 2018, tied for the second-most saves in a single season in MLB history...That season, was named the Mariano Rivera AL Reliever of the Year and earned AL All-Star honors for the first time in his career.
- Is one of 14 pitchers with a 50-save season and one of five to lock down at least 55 saves in one season.
- Is the youngest pitcher in MLB history to record a 50-save season...Did so with 57 saves in his age-24 season.
- Is one of three pitchers to rack up at least 100 saves in his first three seasons...Joins Kazuhiro Sasaki (119) and Billy Koch (100)... Was 24 years, 151 days old when he earned his 100th save...Is the second-youngest pitcher to reach 100 career saves behind only Roberto Osuna (23 years, 62 days).
- Notched his 300th career strikeout in 190.2 innings pitched, fourth-fastest by innings pitched in major league history... Only Craig Kimbrel (171.2), Aroldis Chapman (187.2) and Dellin Betances (190.1) needed fewer innings.

2018 SEASON

- Was named the Mariano Rivera AL Reliever of the Year and earned AL All-Star honors for the first time in his career.
- Finished eighth in the AL Cy Young Award balloting...Also received five votes for the AL MVP Award and finished 18th.
- Was a four-time AL Reliever of the Month honoree, taking the award in April, June, July and August...Was the first non-rookie to win at least four monthly awards in a season since Pedro Martinez earned four AL Pitcher of the Month honors in 1999.
- Went 57-61 (93.4 percent) in save opportunities, while posting a record of 0-4 with a 1.96 ERA (16 earned runs/73.1 innings) with 124 strikeouts and 17 walks in 73 relief appearances with the Mariners... Successfully converted 28 consecutive save opportunities from June 2-August 15...Was the longest streak in the majors in 2018.
- Led the majors with 57 saves, tied for the second-highest single-season total in MLB history...Only Francisco Rodríguez (62 in 2008) has had more in a season...Ranked second among all relievers with 124 strikeouts...Among AL relievers, ranked first in WHIP (0.79), second in opponents OBP (.229), third in K/9.0 IP (15.22), third in ERA (1.96), fourth in opponents slugging percentage (.241) and fifth in opponents average (.160, 41-257).
- His 3.5 *Fangraphs* WAR was the seventh-highest by a reliever since the 2000 season.

CAREER BESTS

WIN STREAK

1 game

4x, last, 9/22/17

LOSS STREAK

5 games

6/19/16-4/9/17

STRIKEOUTS, GAME

5 strikeouts

6/14/16, Seattle at Tampa Bay

LONGEST OUTING

2.2 innings

6/14/16, Seattle at Tampa Bay

MOST WALKS, GAME

4 walks

5/15/17, Seattle vs. Oakland

SCORELESS STREAK

16.0 innings

9/8/17-4/21/18

DÍAZ, EDWIN

- The Mariners went 66-0 when he entered the game with a lead...went 61-0 in his save opportunities...went 30-0 when he entered with a one-run lead...Díaz was 27-30 in one-run save opportunities with a 0.89 ERA (three earned runs/30.1 innings) with 55 strikeouts and 5 walks... According to STATS, his 27 one-run saves were a single-season MLB record.
- Led AL relievers and ranked second among all relievers with 124 strikeouts...Struck out 44.3 percent (124 strikeouts/280 BF) of batters he faced in 2018, the second-best mark among all relievers behind Milwaukee's Josh Hader (46.8 percent - 140 SO/299 BF), the third-best mark by a reliever in AL history and seventh-best by a reliever in major league history...Fanned his first batter faced in 34 of 73 (46.6 percent) appearances in 2018, the top mark among all relievers.
- Went 5-5 in save opportunities with a 1-0 lead... In those five outings, he threw five 1-2-3 ninth innings, striking out 14 of the 15 batters he faced... his 5 saves in 1-0 wins are tied with 4 others for the most in single-season history since the save became an official stat in 1969 (also: Troy Percival-LAA, 2002, Heath Bell-SD, 2010, Carlos Marmol-CHC, 2010, and Trevor Rosenthal-STL, 2014).
- Whiffed eight consecutive hitters on two occasions, July 3-11 over four games and September 1-5 over three games.
- Is the second pitcher in MLB history to compile at least 50 saves and 100 strikeouts in the same season...Eric Gagne, who did so in consecutive years (2002-2003), is the only other pitcher to do so.
- With 124 strikeouts and 17 walks, became only the 18th reliever in Major League history with a season with at least 100 more strikeouts than walks...Josh Hader (143 strikeouts, 30 walks) also accomplished this feat in 2018.
- Retired all three batters faced in 33 of 69 (48 percent) appearances of exactly 1.0 inning.
- Was the winning pitcher in the 2018 All-Star Game.
- Recorded his 50th save of the season on August 25 at Arizona...Came in the Mariners' 130th game of the season, becoming the second-fastest pitcher to reach the milestone (Francisco Rodriguez, 129 games, 2008).
- Recorded his 300th career strikeout on September 29 vs. Texas...Became the fifth reliever in MLB history with at least 300 strikeouts over his first three major league seasons.

2017 SEASON

- His 34 saves were tied for fourth-most in American League.
- In 35 road games, was 25-27 in save chances with a 1.24 ERA (five earned runs/36.1 innings) with 54 strikeouts...had a 5.76 ERA (19 earned runs/29.2 innings) in 31 home games.
- Named AL Reliever of the Month for July, going 0-1 with eight saves and a 1.98 ERA (three earned runs/13.2 innings) with 21 strikeouts in 13 relief appearances...Limited opponents to a .163 (8-49) batting average.

2016 SEASON

- After becoming the closer on August 1 through the end of the season, had a major league-leading 18 saves in 21 chances with a 3.71 ERA (11 earned runs/26.2 innings) and 39 strikeouts.
- Successfully converted his first 11 save chances, the longest career-opening streak in the majors since the Angels' Ernesto Frieri went 12-for-his-first-12 in save opportunities in 2012.
- Notched his first major league save and struck out three on August 2 vs. Boston.
- Recorded his first 50 career strikeouts in 25.1 innings, the fastest of any pitcher to make his Major League debut since 1893...Research courtesy of Elias.
- Struck out 15.33 batters per nine innings, the second-best rate among all relievers behind the Yankees' Dellin Betances (15.53) and the eighth-best mark in MLB history...Was the second-best K/9 ratio by a rookie reliever in MLB history, trailing the Dodgers' Kenley Jansen (16.10, 2011).
- Had his contract selected from Jackson (AA) on June 4...Made his MLB debut on June 6 vs. Cleveland.

2015 SEASON

- Split his season between Bakersfield (A) and Jackson (AA).
- Was a member of the World Team in the 2015 SiriusXM MLB Futures Game.
- Among all minor league players, ranked ninth in strikeouts per nine innings (9.23) and tied for 13th in strikeouts (145).
- After the season, was ranked as the Mariners second-best prospect by *Baseball America*.

2014 SEASON

- Was named the top starting pitcher in the Mariners organization...Allowed two earned runs or fewer in 17 of his 24 starts, including six scoreless outings.

2013 SEASON

- Made 13 starts with Pulaski (R) of the Appalachian League...Was named Appalachian League Pitcher of the Year.
- Led the league in ERA (1.43), WHIP (0.91) and strikeouts (79)...Ranked among league leaders in starts (tied for first, 13), innings (second, 69.0), opponents average (second, .191) and starter's strikeouts per 9.0 innings (third, 10.30).
- Was named Appalachian League Pitcher of the Week, June 24-30.

2012 SEASON

- Began his professional career with AZL Mariners.

BACKGROUND

- Edwin Orlando Díaz graduated from Caguas Military Academy in 2012.
- After being introduced as a member of the Mets on December 4, 2018, served as one of Santa's elves during the Kids Holiday Party as part of MetsGiving, handing out gifts to local schoolchildren.

- Has organized baseball clinics for kids as part of his Edwin Díaz Baseball Academy in his hometown...Robinson Canó has participated in some of the clinics.

- Is nicknamed "Sugar"...Received the moniker when his high school travel team watched the baseball movie "Sugar" and decided that Díaz resembled the Dominican title character.

CAREER TRANSACTIONS

- Selected by Seattle in the third round of the 2012 MLB First-Year Player Draft.
- Acquired by the New York Mets from Seattle along with INF Robinson Canó and cash considerations in exchange for OF Jay Bruce, RHP Anthony Swarzak, RHP Gerson Bautista, RHP Justin Dunn and OF Jarred Kelenic on December 3, 2018.

CAREER STATISTICS

YEAR	TEAM	W-L	ERA	G	GS	CG	SHO	SV	IP	H	R	ER	HR	HB	BB	SO	WP	BK
2012	AZL Mariners(R)	2-1	5.21	9	1	0	0	0	19.0	12	13	11	2	5	17	20	0	0
2013	Pulaski (R)	5-2	1.43	13	13	0	0	0	69.0	45	14	11	5	4	18	79	2	0
2014	Clinton (A)	6-8	3.34	24	24	1	1	0	116.0	96	50	43	5	10	42	111	5	2
2015	Bakersfield (A)	2-0	1.70	7	7	0	0	0	37.0	21	7	7	3	4	9	42	2	0
	Jackson (AA)	5-10	4.57	20	20	0	0	0	104.1	102	56	53	5	7	37	103	2	1
2016	Jackson (AA)	3-3	2.21	16	6	0	0	1	40.2	32	13	10	3	2	7	54	2	1
	SEATTLE (AL)	0-4	2.79	49	0	0	0	18	51.2	45	16	16	5	3	15	88	6	1
2017	SEATTLE (AL)	4-6	3.27	66	0	0	0	34	66.0	44	28	24	10	3	32	89	3	1
2018	SEATTLE (AL)	0-4	1.96	73	0	0	0	57	73.1	41	17	16	5	6	17	124	3	1
Minor League Totals		23-24	3.15	89	71	1	1	1	386.0	308	153	135	23	32	130	409	13	4
Major League Totals		4-14	2.64	188	0	0	0	109	191.0	130	61	56	20	12	64	301	12	3

MAJOR LEAGUE HITTING TOTALS

YEAR	TEAM	AVG.	G	AB	R	H	2B	3B	HR	RBI	SH	SF	HBP	BB	SO	SB	CS	SLG	OBP	E
2018	SEATTLE (AL)	---	4	0	0	0	0	0	0	0	0	0	0	0	0	0	0	---	---	0
Career Totals		.000	119	2	0	0	0	0	0	0	0	0	0	0	1	0	0	.000	.000	1

Last Home Run — None

Most Hits, Game — None

Most RBI, Game — None

ALL-STAR GAME

YEAR	LEAGUE/SITE	W-L	ERA	G	GS	CG	SHO	SV	IP	H	R	ER	HR	HB	BB	SO	WP	BK
2018	AL/WASHINGTON	1-0	18.00	1	0	0	0	0	1.0	1	2	2	1	0	1	2	0	0

WORLD BASEBALL CLASSIC

YEAR	CLUB	W-L	ERA	G	GS	CG	SHO	SV	IP	H	R	ER	HR	HB	BB	SO	WP	BK
2017	Puerto Rico	1-0	3.38	4	0	0	0	2	5.1	2	2	2	0	0	4	9	0	0

CAREER FIELDING

POS	G	PO	A	E	PCT	TC	DP
P	188	5	11	1	.941	17	0



Kyle DOWDY

33 RHP

@kyle_dowdy116

@kyle_dowdy116

HT	6-1	WT	194	BT	R	TH	R
----	-----	----	-----	----	---	----	---

OPENING DAY AGE 26

BIRTHDATE FEBRUARY 3, 1993

BIRTHPLACE ESCONDIDO, CA

RESIDES HOUSTON, TX

MLB SERVICE TIME 0 YEARS, 0 DAYS

SIGNED BY MATT LEA (DETROIT)

HOW OBTAINED SELECTED BY THE NEW YORK METS FROM CLEVELAND IN MAJOR LEAGUE BASEBALL'S RULE 5 DRAFT ON DECEMBER 13, 2018

CONTRACT STATUS SIGNED THROUGH 2019

2018 SEASON

- Split his season between Cleveland's and Detroit's minor league system...Made 30 trips to the mound overall (20 starts).
- Combined to go 9-12 with a 5.15 ERA (71 earned runs/124.0 innings) between Erie (AA-Detroit) of the Eastern League, Toledo (AAA-Detroit) of the International League and Akron (AA-Cleveland) of the Eastern League.

2017 SEASON

- Spent the entire year with Lakeland (A) of the Florida State League...Made 25 appearances (22 starts).
- Ranked among league leaders in walks per nine innings (1.85, third), strikeouts (121, fifth), WHIP (1.27, fifth) and ERA (3.83, eighth).

2016 SEASON

- Pitched in his first professional season with West Michigan (A) of the Midwest League...Logged a 2.84 ERA (34 earned runs/107.2 innings) in 23 games (16 starts).
- Went 10-3...His 10 wins were tied for second-most in the Midwest League.

BACKGROUND

- Kyle Alexander Dowdy graduated from Francis Parker (CA) High School before attending the University of Houston...Was a four-year letterwinner in high school.
- Was named to Francis Parker High School's Hall of Fame.
- As a redshirt junior at Houston, helped the Cougars to a No. 1 seed in the NCAA Tournament... Had a 2.45 ERA in 19 games, including 12 starts.
- Was named to The American Conference's All-Academic Team and was Second-Team All-Conference in 2015.

CAREER TRANSACTIONS

- Selected by the Detroit Tigers in the 12th round of the 2015 First-Year Player Draft.
- Acquired by the Cleveland Indians along with OF Leonys Martín in exchange for INF Willi Castro on July 31, 2018.
- Selected by the New York Mets from Cleveland in Major League Baseball's Rule 5 Draft on December 13, 2018.

CAREER STATISTICS

YEAR	TEAM	W-L	ERA	G	GS	CG	SHO	SV	IP	H	R	ER	HR	HB	BB	SO	WP	BK
2016	West Michigan (A)	10-3	2.84	23	16	1	1	0	107.2	109	38	34	6	11	24	86	6	0
2017	Lakeland (A)	8-12	3.83	25	22	0	0	0	134.0	142	68	57	8	4	28	121	8	0
2018	Erie (AA)	3-4	5.09	13	5	0	0	2	40.2	43	23	23	6	1	11	48	5	0
	Toledo (AAA)	5-4	4.47	11	9	0	0	0	54.1	61	27	27	2	3	21	44	4	0
	Akron (AA)	1-4	6.52	6	6	0	0	0	29.0	30	21	21	4	0	18	28	0	0
Minor League Totals		27-27	3.99	78	58	1	1	2	365.2	385	177	162	26	19	102	327	23	0



Jeurys FAMILIA

27 RHP

@jeurysfamilia

HT	6-3	WT	242	BT	R	TH	R
----	-----	----	-----	----	---	----	---

OPENING DAY AGE 29
BIRTHDATE OCTOBER 10, 1989
BIRTHPLACE SANTO DOMINGO, DR
RESIDES YAGUATE, SAN CRISTOBAL, DR
MLB SERVICE TIME 6 YEARS, 23 DAYS
SIGNED BY ISMAEL CRUZ & MARCELINO VALLEJO
HOW OBTAINED SIGNED AS A FREE AGENT ON DECEMBER 14, 2018
CONTRACT STATUS SIGNED THROUGH 2021

☆ **ALL-STAR:** 2016 🏆 **MLB SAVES LEADER:** 2016 🏆 **STERLING ORGANIZATIONAL PITCHER OF THE YEAR:** 2009

CAREER HIGHLIGHTS

- Named a 2016 National League All-Star.
- Led the majors with 51 saves in 2016, setting a single-season franchise record...Was the 13th pitcher in major league history to reach the 50-save plateau.
- Has 123 career saves with the Mets (third-most all-time).
- Has the second-lowest home run rate (0.39 HR/9) over the last four seasons (min. 150.0 innings)...Only Zach Britton's 0.34 HR/9 ratio is lower.
- Was the only reliever over the last four years with a groundball rate higher than 58.0 percent and a strikeout rate greater than 26.0 percent (min. 150 innings).

2018 SEASON

- Was dealt to the A's on July 21...Prior to being traded to Oakland, was 4-4 with 17 saves and a 2.88 ERA (13 earned runs/40.2 innings) in 40 games for the Mets...With Oakland, saved one ballgame in 30 appearances, recording a 3.45 ERA (12 earned runs/31.1 innings).
- Was on the 10-Day Disabled List, June 8 (retroactive to June 7)-June 17 with a sore right shoulder.
- His eight wins marked a career-high and were tied for the third-most by a reliever.
- Led the Mets with 17 saves and ranked 10th in the NL despite being traded to the AL in July.
- Combined to fan 83 batters in 72.0 innings between Oakland and New York...His 10.38 K/9 ratio was a career-high mark...With Oakland, whiffed 11.49 batters per nine innings (40 strikeouts/31.1 innings).
- Allowed three homers, tied for the third-fewest among all pitchers who threw at least 70.0 innings...Had a 40.1-inning homerless streak from May 13-August 28 that spanned 37 appearances.
- Did not allow a home run in his home games at Citi Field (22.1 innings) or the Oakland Coliseum (18.1 innings)...Has not allowed a home run in his home ballpark since August 13, 2016 (Wil Myers, San Diego, at Citi Field).
- Held right-handed hitters to a .193 (28-145) average...Left-handed batters hit .254 (32-126).
- Began the season with 11.2 consecutive scoreless innings, a stretch that included seven-straight appearances with a save from March 31-April 13...Became the fifth pitcher in MLB history to record at least seven saves in his team's first 12 games of a season.
- Earned the win in each of his first two games with Oakland, tossing 2.0 scoreless frames in each victory.
- Did not allow an earned run in 15 consecutive appearances from July 1-August 8...During that time, allowed one run, unearned, on six hits with three walks and 18 strikeouts in 17.0 innings.

CAREER BESTS

WIN STREAK
5 games
 7/6/18-8/28/18

LOSS STREAK
3 games
 5/29/16-7/28/16

STRIKEOUTS, GAME
3 strikeouts
 19x, last, 8/31/18, Oakland vs. Seattle

LONGEST OUTING, STARTER
4.0 innings
 10/1/12 at Miami

LONGEST OUTING, RELIEVER
2.1 innings
 2x, last, 6/7/14 at San Francisco

MOST WALKS, GAME
6 walks
 10/1/12 at Miami

SCORELESS STREAK
17.0 innings
 6/8/16-7/19/16

FAMILIA, JEURYS

POSTSEASON

- Pitched a scoreless, 1-2-3 eighth inning in the AL Wild Card Game for Oakland.

2017 SEASON

- Was on the Disabled List from May 11-August 25 with an arterial clot in his right shoulder... Underwent surgery to repair a blockage of the posterior circumflex humeral artery on his right side on May 12...The surgery was performed by Dr. Robert Thompson in St. Louis.
- Activated from the Restricted List on April 19... Missed the first 15 games of the year...Tossed 2.0 scoreless innings in two minor league outings.
- Had six saves...Passed Billy Wagner to move into fourth place on the franchise all-time saves list.
- Allowed eight earned runs in 15.1 innings (4.70 ERA) after his return from the Disabled List, but just one earned run in his final 7.1 innings (1.23 ERA)...Was unscored upon in nine of his first 10 games through May 9.
- Had two saves in 3.1 scoreless innings over four games for the Dominican Republic in the WBC.

2016 SEASON

- Led the majors with 51 saves...Was the first Mets reliever to lead the majors in saves...John Franco led the NL in saves in 1990 and 1994...Set a franchise record for saves in a single season...Set the team record with his 44th save on August 31 vs. Miami...Armando Benitez (2001) and Familia (2015) held the previous mark with 43 saves.
- Was the first Dominican-born reliever to notch 50 or more saves in a season...José Valverde (2011) and Francisco Cordero (2004) each had 49 saves.
- Became the 13th pitcher to reach the 50-save plateau and his 51 saves were tied for the ninth-most in major league history.
- Recorded 52 straight saves in the regular season from August 1, 2015-July 26, 2016, the longest streak in team history and the third-longest streak in major league history...Eric Gagne (84 consecutive saves) owns the longest while Tom Gordon (54 straight) is second.
- Recorded his 100th career save to clinch the NL Wild Card on October 1 at Philadelphia.
- Named to his first All-Star team...Did not pitch.
- Had a save in a team-record 14 straight appearances from June 21-July 26.
- Posted a career-best 17.0 scoreless inning streak from June 8-July 19.

POSTSEASON

- Suffered the loss in New York's Wild Card game vs. San Francisco...Surrendered a three-run home run to the Giants' Conor Gillaspie in the ninth inning.

2015 SEASON

- Finished third in the majors with 43 saves... Tied the club's then-single-season save record closing out a 1-0 win on the last day of the season, October 4 vs. Washington.
- Was tied for the seventh-lowest ERA in team history (min. 70.0 innings).
- Recorded the final three outs in the Mets' 10-2 win on September 26 at Cincinnati that clinched the NL East division title.

POSTSEASON

- Allowed one earned run in 14.2 innings (0.61 ERA) during the postseason...Had three blown saves in the World Series (Games 1, 4 and 5).
- Set a single-season postseason franchise record with five saves...Had three NLCS saves which tied a NLCS record...Recorded the final three outs in Game 4 of the NLCS at Chicago.
- Retired all 16 batters he faced in the NLDS vs. Los Angeles...Pitched 2.0 perfect innings for the save in a 3-2 Game 5 NLDS win at Los Angeles... Became the third pitcher to have a six-out, no-baserunner save in a winner-take-all postseason game, joining the Cardinals' Bruce Sutter (Game 7, 1982 World Series) and the Mets' Jesse Orosco (Game 7, 1986 World Series).
- Closed out Game 1 of the NLDS at Los Angeles with a four-out save in a 3-1 win.

2014 SEASON

- Established a franchise rookie record with 76 appearances...Led all major league rookies in games pitched.
- Had 23 holds, the most by a rookie in team history.
- Underwent bilateral sports hernia surgery on October 25, 2014...Dr. Bill Meyers performed the procedure in Philadelphia.
- Earned his first major league win on April 25 vs. Miami with 1.0 scoreless inning in a 4-3 triumph.
- Collected his first major league hit, a single, on May 28 vs. Pittsburgh (off Bryan Morris).

2013 SEASON

- Underwent right elbow surgery on June 5 at the Hospital for Special Surgery to remove bone spurs and loose bodies...Mets Medical Director Dr. David Altchek performed the procedure.
- Placed on the 15-Day Disabled List, retroactive to May 9, with right biceps tendinitis...Transferred to the 60-Day DL on June 8...On September 14, was returned from his rehabilitation assignment and reinstated from the DL.

2012 SEASON

- Made his major league debut on September 4 throwing 1.0 scoreless inning.
- Made his first major league start on October 1 at Miami...Tossed 4.0 scoreless innings.

2010 SEASON

- Played for the World Team in the XM Radio Futures Game.

2009 SEASON

- Named the Sterling Organizational Pitcher of the Year for Savannah (A) of the South Atlantic League, emblematic of the team's MVP.

BACKGROUND

- Jeurys Familia (pronounced Jeh-ohh-reise) graduated from Liceo Anallilian Miranda High School in 2007.
- Built a house for his parents in the Dominican Republic...Finished it in 2015.
- Enjoys listening to music and playing video games.
- Was honored at the 2016 Thurman Munson Dinner for his success and inspiration on the field of play and community outreach efforts.
- Was an elf at the 2014 Mets Holiday Party, which is held annually for local school children.

CAREER TRANSACTIONS

- Signed by the New York Mets as a non-drafted free agent on July 13, 2007.
- On the 15-Day Disabled List, May 9-September 14, 2013, after undergoing right elbow surgery to remove bone spurs and loose bodies.
- On the Restricted List from April 2-19, 2017.
- On the 10-Day Disabled List, May 11-August 25, 2017, with an arterial clot in his right shoulder.
- On the 10-Day Disabled List, June 8 (retroactive to June 7)-June 17, 2018 with a sore right shoulder.
- Acquired by the Oakland Athletics on July 21, 2018 in exchange for RHP Bobby Wahl, INF Will Toffey and international pool money.
- Signed as a free agent by the New York Mets to a three-year contract on December 13, 2018.



CAREER STATISTICS

YEAR	TEAM	W-L	ERA	G	GS	CG	SHO	SV	IP	H	R	ER	HR	HB	BB	SO	WP	BK
2008	GCL Mets (A)	2-2	2.79	11	11	0	0	0	51.2	46	20	16	2	3	13	38	4	2
2009	Savannah (A)	10-6	2.69	24	23	0	0	0	134.0	109	49	40	3	12	46	109	17	5
2010	St. Lucie (A)	6-9	5.58	24	24	0	0	0	121.0	117	87	75	7	15	74	137	25	3
2011	St. Lucie (A)	1-1	1.49	6	6	0	0	0	36.1	21	7	6	1	1	8	36	1	0
	Binghamton (AA)	4-4	3.49	17	17	0	0	0	87.2	85	43	34	10	8	35	96	10	0
2012	Buffalo (AAA)	9-9	4.73	28	28	1	0	0	137.0	145	84	72	8	4	73	128	13	2
	METS	0-0	5.84	8	1	0	0	0	12.1	10	8	8	0	0	9	10	0	0
2013	Brooklyn (A)#	0-0	0.00	1	1	0	0	0	1.0	1	1	0	0	0	0	0	0	0
	St. Lucie (A)#	0-1	3.00	3	1	0	0	0	3.0	2	1	1	0	0	2	3	2	0
	Las Vegas (AAA)	0-0	0.00	4	0	0	0	1	5.0	5	0	0	0	0	1	4	0	0
	METS	0-0	4.22	9	0	0	0	1	10.2	12	5	5	2	0	9	8	3	0
2014	METS	2-5	2.21	76	0	0	0	5	77.1	59	26	19	3	2	32	73	9	0
2015	METS	2-2	1.85	76	0	0	0	43	78.0	59	16	16	6	2	19	86	4	0
2016	METS	3-4	2.55	78	0	0	0	51	77.2	63	25	22	1	1	31	84	3	0
2017	METS	2-2	4.38	26	0	0	0	6	24.2	21	14	12	1	1	15	25	1	0
	St. Lucie (A)#	0-0	0.00	3	0	0	0	0	3.0	1	0	0	0	0	2	5	0	0
	Binghamton (AA)#	0-0	0.00	1	0	0	0	0	1.0	0	0	0	0	0	0	1	0	0
	Brooklyn (A)#	0-0	0.00	2	0	0	0	0	2.0	1	0	0	0	0	0	1	0	0
2018	METS	4-4	2.88	40	0	0	0	17	40.2	36	13	13	1	2	14	43	1	0
	OAKLAND (AL)	4-2	3.45	30	0	0	0	1	31.1	24	13	12	2	0	14	40	1	0
Minor League Totals		32-32	3.77	124	111	1	0	1	582.2	533	292	244	31	43	254	558	72	12
Major League Totals		17-19	2.73	343	1	0	0	124	352.2	284	120	107	16	8	143	369	22	0

rehabilitation assignment

CAREER PLAYOFF STATISTICS

YEAR	RND	TEAM/OPP	W-L	ERA	G	GS	CG	SHO	SV	IP	H	R	ER	HR	HB	BB	SO	WP	BK
2015	NLDS	NYM vs. LAD	0-0	0.00	4	0	0	0	2	5.1	0	0	0	0	0	3	0	0	
	NLCS	NYM vs. CHC	0-0	0.00	4	0	0	0	3	4.1	2	0	0	0	0	2	3	0	
	WS	NYM vs. KC	0-0	1.80	4	0	0	0	0	5.0	3	2	1	1	0	3	0	0	
2016	NLWC	NYM vs. SF	0-1	27.00	1	0	0	0	0	1.0	2	3	3	1	0	1	1	0	
2018	ALWC	OAK vs. NYY	0-0	0.00	1	0	0	0	0	1.0	0	0	0	0	0	1	0	0	
Postseason Totals			0-1	2.16	14	0	0	0	5	16.2	7	5	4	2	0	3	11	0	

ALL-STAR GAME

YEAR	LEAGUE/SITE	W-L	ERA	G	GS	CG	SHO	SV	IP	H	R	ER	HR	HB	BB	SO	WP	BK
2016	NL/SAN DIEGO	Did Not Pitch																

WORLD BASEBALL CLASSIC

YEAR	CLUB	W-L	ERA	G	GS	CG	SHO	SV	IP	H	R	ER	HR	HB	BB	SO	WP	BK
2017	Dominican Republic	0-0	0.00	4	0	0	0	2	3.1	2	0	0	0	0	0	7	0	0

MAJOR LEAGUE HITTING TOTALS

YEAR	TEAM	AVG.	G	AB	R	H	2B	3B	HR	RBI	SH	SF	HBP	BB	SO	SB	CS	SLG	OBP	E
2018	METS	---	39	0	0	0	0	0	0	0	0	0	0	0	0	0	0	---	---	0
Career Totals		.400	300	5	0	2	0	0	0	1	0	0	0	0	2	0	0	.400	.400	4

Last Home Run — None

Most Hits, Game — 1, 2x, last, July 30, 2014 vs. Philadelphia

Most RBI, Game — 1, July 30, 2014 vs. Philadelphia

CAREER FIELDING

POS	G	PO	A	E	PCT	TC	DP
P	343	17	48	4	.942	69	3



Chris FLEXEN

64 RHP

@chris_flexen

HT	6-3	WT	230	BT	R	TH	R
----	-----	----	-----	----	---	----	---

OPENING DAY AGE 24
BIRTHDATE JULY 1, 1994
BIRTHPLACE NEWARK, CA
RESIDES FREMONT, CA
MLB SERVICE TIME 0 YEARS, 82 DAYS
SIGNED BY JIM BLUEBERG
HOW OBTAINED METS 14TH-ROUND PICK IN THE 2012 FIRST-YEAR PLAYER DRAFT
CONTRACT STATUS ARBITRATION ELIGIBLE AFTER 2021. ELIGIBLE FREE AGENT AFTER 2024

2018 SEASON

- Underwent right knee surgery (medial meniscectomy) on August 17 at the Hospital for Special Surgery...Mets Medical Director Dr. David Altchek performed the procedure.
- Recalled from Las Vegas (AAA) of the Pacific Coast League on May 19...Optioned to Las Vegas on May 27...Also with the Mets from June 20-22, June 24-25 and July 8-9.
- Was 0-1 with a 10.80 ERA (four earned runs/3.1 innings) in three relief outings...Made one start, July 8 vs. Tampa Bay...Allowed five earned runs over 3.0 innings.
- Was 6-7 with a 4.40 ERA (45 earned runs/92.0 innings) in 18 games, 17 starts for Las Vegas.

2017 SEASON

- Was recalled from Binghamton (AA) of the Eastern League on July 27 and went 3-6 with a 7.88 ERA (42 earned runs/48.0 innings) in 14 games, nine starts with the Mets.
- Made his major league debut on July 27 at San Diego...Suffered the loss in his first career start, allowing four runs (three earned) on five hits in 3.0 innings...Was the first Met to make his major league debut coming straight from Double-A since Michael Conforto did so in 2015...Was the first Mets starting pitcher to do so since right-handed pitcher Mike Pelfrey on July 8, 2006 vs. Florida.
- Was 3-5 with a 7.78 ERA (36 earned runs/41.2 innings) in nine starts...Walked 29 and struck out 28 in that time...Allowed 10 home runs in his 41.2 innings pitched as a starter.
- Five of his last six outings came out of the bullpen...Was 0-1 with a 8.53 ERA (six earned runs/6.1 innings pitched) in those five outings.
- On August 8 vs. Texas, he collected his first major league win and his first major league hit.
- Was named the Eastern League Pitcher of the Week for the week of July 10-16.

2016 SEASON

- Worked a career-high 134.0 innings...Led St. Lucie in starts (25) and was second in strikeouts (95).

2015 SEASON

- Pitched in 12 games (nine starts) after recovering from Tommy John surgery.
- Went a combined 4-2 with a 2.42 ERA (14 earned runs/52.0 innings) between the GCL Mets (R), Brooklyn (A) of the New York-Penn League and Savannah (A) of the South Atlantic League.

CAREER BESTS

WIN STREAK

2 games
8/3/17-8/13/17

LOSS STREAK

6 games
8/29/17-present

STRIKEOUTS, GAME

5 strikeouts
2x, last, 8/23/17 vs. Arizona

LONGEST OUTING, STARTER

6.0 innings
8/23/17 vs. Arizona

LONGEST OUTING, RELIEVER

2.0 innings
2x, last, 5/26/18 at Milwaukee

MOST WALKS, GAME

4 walks
5x, last, 8/29/17 at Cincinnati

SCORELESS STREAK

7.0 innings
9/14/17-9/25/17

FLEXEN, CHRIS

2014 SEASON

- Made 13 starts for Savannah (A) of the South Atlantic League...Was 3-5 with a 4.83 ERA (37 earned runs/69.0 innings) in those 13 starts.
- Placed on the 7-Day Disabled List on July 1 with right triceps inflammation.
- Underwent Tommy John surgery in July.

2013 SEASON

- Led the Appalachian League in wins (eight), complete games (two) and shutouts (two).

BACKGROUND

- Christopher Flexen graduated from Newark Memorial High School (CA) in 2012...Played four years of baseball and was a quarterback on the football team for two years.
- Was committed to Arizona State before signing with the Mets.

CAREER TRANSACTIONS

- Selected by the New York Mets in the 14th round of the 2012 First-Year Player Draft.

CAREER STATISTICS

YEAR	TEAM	W-L	ERA	G	GS	CG	SHO	SV	IP	H	R	ER	HR	HB	BB	SO	WP	BK
2012	Kingsport (R)	1-3	5.63	7	6	0	0	0	32.0	38	23	20	2	0	14	26	2	0
2013	Kingsport (R)	8-1	2.09	11	11	2	2	0	69.0	53	18	16	6	6	12	62	3	0
2014	Savannah (A)	3-5	4.83	13	13	0	0	0	69.0	75	41	37	5	4	37	46	5	0
2015	GCL Mets (R)	0-0	0.00	3	2	0	0	0	6.0	2	0	0	0	0	1	5	0	0
	Brooklyn (A)	0-2	5.11	3	2	0	0	0	12.1	15	8	7	0	1	8	13	0	0
	Savannah (A)	4-0	1.87	6	5	0	0	0	33.2	28	9	7	0	0	7	33	1	0
2016	St. Lucie (A)	10-9	3.56	25	25	1	1	0	134.0	125	62	53	6	6	51	95	5	0
2017	St. Lucie (A)	0-0	2.13	3	3	0	0	0	12.2	12	6	3	1	0	3	13	2	0
	Binghamton (AA)	6-1	1.66	7	7	2	1	0	48.2	28	10	9	4	0	7	50	1	0
	METS	3-6	7.88	14	9	0	0	0	48.0	62	44	42	11	2	35	36	1	0
2018	Las Vegas (AAA)	6-7	4.40	18	17	1	0	0	92.0	109	53	45	11	0	31	78	3	2
	METS	0-2	12.79	4	1	0	0	0	6.1	14	13	9	2	1	6	3	0	0
Minor League Totals		38-28	3.48	96	91	6	4	0	509.1	485	230	197	35	17	171	421	22	2
Major League Totals		3-8	8.45	18	10	0	0	0	54.1	76	57	51	13	3	41	39	1	0

MAJOR LEAGUE HITTING TOTALS

YEAR	TEAM	AVG.	G	AB	R	H	2B	3B	HR	RBI	SH	SF	HBP	BB	SO	SB	CS	SLG	OBP	E
2018	METS	---	4	0	0	0	0	0	0	0	0	0	0	0	0	0	0	---	---	0
Career Totals		.154	17	13	0	2	1	0	0	0	1	0	0	0	7	0	0	.231	.154	0

Last Home Run — None

Most Hits, Game — 1, 2x, last - August 29, 2017 at Cincinnati

Most RBI, Game — None

CAREER FIELDING

POS	G	PO	A	E	PCT	TC	DP
P	18	4	13	0	1.000	17	2

1-0 GAMES

The Mets have an all-time record of 134-118 in games that have ended with 1-0 scores. The Mets went 3-1 in 1-0 games in 2018, including back-to-back 1-0 wins to finish the season on September 29 and 30. That two-game streak also marked the first time the Mets won back-to-back 1-0 games since taking each end of their September 12, 1969 doubleheader at Pittsburgh by the same score. The Mets posted their most wins in 1-0 games in 1969, when the club went 9-5. On September 29, 1993 the Mets and Cardinals battled for 16 scoreless innings before Jeff Kent's 17th-inning double plated the game's only run. A long evening, but not a club record. That honor belongs to the 1-0 Mets loss on April 15, 1968 when the Mets and Astros went 23 scoreless innings before Houston pushed across the winning run on an infield error.



Todd FRAZIER

21 INF

🐦 @FlavaFraz21

📷 @flavafraz21

HT	6-3	WT	220	BT	R	TH	R
----	-----	----	-----	----	---	----	---

OPENING DAY AGE 33

BIRTHDATE FEBRUARY 12, 1986

BIRTHPLACE TOMS RIVER, NJ

RESIDES TOMS RIVER, NJ

MLB SERVICE TIME 7 YEARS, 71 DAYS

SIGNED BY LEE SERAS (CINCINNATI)

HOW OBTAINED SIGNED A FREE AGENT ON FEBRUARY 7, 2018

CONTRACT STATUS SIGNED THROUGH 2019

★ **ALL-STAR:** 2014, 2015

🏆 **TOPPS ROOKIE ALL-STAR:** 2012

👑 **HR DERBY CHAMPION:** 2015

CAREER HIGHLIGHTS

- Is a two-time National League All-Star (2014 and 2015).
- Won the 2015 Home Run Derby in his home ballpark (Great American Ball Park when he was a member of the Reds).
- Since his first full season in the majors (2012), Frazier has hit 171 home runs as a third baseman, second most by a third baseman behind Colorado's Nolan Arenado (185).
- Has 120 home runs since 2015, tied for sixth-most among infielders in that time behind Nolan Arenado (158), Manny Machado (142), Chris Davis (127), Paul Goldschmidt (126) and Brian Dozier (125)...He is tied with Anthony Rizzo.
- Since 2012, Frazier's 187 home runs are 16th-most in the major leagues.
- Since 2012, he has played in 1,012 games, second-most among third basemen in that time behind Kyle Seager's 1,102 games played.
- His 31 defensive runs saved since 2012 are sixth-most among qualified third basemen in that time behind Arenado (109), Machado (84), Adrian Beltre (66), Donaldson (53) and Matt Chapman (48).

2018 SEASON

- Spent time on the Disabled List for the first time in his career in two separate stints, May 8-June 2 (left hamstring strain) and July 9-August 2 (left rib cage muscle strain).
- In his first season with the Mets, appeared in 115 games, making 108 starts at third base.
- Hit his first two homers as a Met on April 13 vs. Milwaukee...Was his first multi-homer game since June 30, 2017 vs. Texas while playing for the White Sox...Became the 11th player whose first two homers for the Mets came in the same game and the first since Rod Barajas in 2010...Research courtesy of Elias.
- Drilled his fourth career grand slam in the first inning on August 29 at Chicago-NL...Drove in a season-high five runs in that game.
- Connected on his third career walk-off home run on September 13 in game one vs. Miami...Was his first walk-off hit and RBI since August 25, 2016 with Chicago (AL) vs. Seattle...Was his sixth-career walk-off RBI.

CAREER BESTS

HITS, GAME

4 hits

4x, last - 5/9/16, Chicago-AL at Texas

HOME RUNS, GAME

2 home runs

9x, last - 4/13/18 vs. Milwaukee

MULTI-HR GAMES

9 multi-home run games

9 two-home run games

LEADOFF HR

None

INSIDE-THE-PARK HR

None

WALK-OFF HOME RUNS

3 walk-off home runs

last, 9/13/18 (G1), vs. Miami (Kyle Barraclough)

PINCH-HIT HOME RUNS

1 pinch-hit home runs

9/2/11, Cincinnati at St. Louis (Chris Carpenter)

RBI, GAME

6 RBI

5/9/16, Chicago-AL at Texas

STOLEN BASES, GAME

2 stolen bases

3x, last, 9/25/16, Chicago-AL at Cleveland

HITTING STREAK

14 games

4/29/14-5/15/14

GRAND SLAMS

4 grand slams

last, 8/29/18 at Chicago-NL (Alec Mills)

FRAZIER, TODD

2017 SEASON

- Batted .213 (101-474) with 19 doubles, 27 home runs, 76 RBI, a career-high 83 walks and a career-best .344 on-base percentage in 147 combined games between the White Sox and Yankees.
- Opened the season with the White Sox before being acquired by the Yankees on July 18 along with RHPs David Robertson and Tommy Kahnle in exchange for RHP Tyler Clippard, LHP Ian Clarkin and OFs Blake Rutherford and Tito Polo.

POSTSEASON

- Played in each of the Yankees 13 postseason games...Went 8-43 (.186) with two doubles, one home run and five RBI.

2016 SEASON

- Finished sixth in the American League with a career-high 40 home runs.
- Also set career-highs in RBI (98) and runs scored (89).
- Made 149 starts at third base, third-most in the American League.

2015 SEASON

- Selected to his second straight All-Star Game and made his first career start in the game, which was held at his home ballpark (Cincinnati's Great American Ball Park).
- Won the Home Run Derby, defeating Prince Fielder, Josh Donaldson and Joc Pederson... Became the second player to win the Derby in his home ballpark, joining Ryne Sandberg who won it in 1990 at Wrigley Field.
- Was one of four players in the majors to record at least 40 doubles and 35 home runs.
- Recorded back-to-back multi-homer games on June 16 at Detroit and June 17 vs. Detroit.

2014 SEASON

- Selected to his first All-Star Game.
- Was the only player in the major leagues with at least 25 home runs, 80 RBI and 20 stolen bases.
- Led all National League third basemen in home runs and steals...Ranked second in RBI among NL third basemen.
- Hit safely in a career-best 14 straight games from April 29-May 15...Hit .321 (17-53) during the streak.

2013 SEASON

- Had a career-best 42 game errorless streak from April 23-June 13.
- Recorded a career-best five game streak of multi-hit games from June 1-5.

POSTSEASON

- Went 1-4 with a double in the Reds loss at Pittsburgh in the NL Wild Card Game.

2012 SEASON

- Won the Players Choice Award for the NL's Most Outstanding Rookie...Finished third in the BBWAA voting for NL Rookie of the Year.
- His 67 RBI were second-most among NL rookies while his 19 homers were third-most.
- Named the NL Rookie of the Month for August after batting .330 (36-109) with six home runs and 25 RBI.
- Reached base safely in 30 straight games from August 8-September 8.
- Began the season with Louisville (AAA) of the International League...Was recalled on April 17 and spent the rest of the season in the majors.

POSTSEASON

- Appeared in all four games of Cincinnati's NLDS matchup with San Francisco...Went 1-6 with one RBI in the series.

2011 SEASON

- Made his major league debut as a pinch hitter on May 23 at Philadelphia.
- Appeared in 41 games (27 starts) over two stints with the Reds.

2010 SEASON

- Following the minor league season, he played for Team USA in the COPABE Pan Am Games qualifying tournament in San Juan, PR...Batted .313 with one home run and seven RBI.

2007 SEASON

- Named the top prospect in the Pioneer League following the season...Was also named a *Baseball America* Rookie All-Star. '4

BACKGROUND

- Todd Brian Frazier graduated from Toms River (NJ) South High School in 2004 where he played baseball and was also a four-year starter on the basketball team...Set a school record with 27 rebounds in one game.
- Was a member of the Toms River team that won the 1998 Little League World Series Championship...Went 4-4 with a home run in the championship game vs. Japan and also recorded the last out as a pitcher.

- Attended Rutgers University...Was the pre and post-season Big East Player of the Year in 2007... His 22 home runs in 2007, tied for fourth-most in the NCAA, set a single-season school record.
- He is still Rutgers all-time leader in career home runs (42) and runs scored (210).
- His brother, Jeff, was selected by the Detroit Tigers in the third round of the 2004 First-Year Player Draft...He reached the majors in 2010 and played nine career major league games with the Tigers.
- Todd served as an analyst for MLB Network's postseason coverage following the 2013 and 2015 seasons...Worked for TBS' postseason coverage following the season in 2014.
- In 2013, he designated the Baseball United Foundation's Grand Slam for Sandy fundraising effort as the recipient of a \$10,000 grant from the Major League Baseball Players Trust... The donation was part of a \$20,000 charitable contribution he received for being named the 2012 NL Outstanding Rookie in the Players Choice Awards balloting.
- Won the 2016 Heart and Hustle Award presented by the MLB Players Alumni Association to honor an active player who demonstrates a passion for the game and best embodies the values, spirit and tradition of the game.
- In 2016, he and his brothers Charlie and Jeff and the USABL launched the Frazier Elite World Series for 16U and 18U teams.
- He and his wife, Jackie, have three children: Blake, 4; Kylie, 3; and Grant, who was born during the 2018 offseason.

CAREER TRANSACTIONS

- Selected by Cincinnati in the supplemental-round (34th overall) of the 2007 First-Year Player Draft.
- Acquired by Chicago-AL on December 15, 2015 as part of a three-team trade that sent right-handed pitcher Frankie Montas, infielder Micah Johnson and outfielder Trayce Thompson to Los Angeles-NL and infielders Brandon Dixon and Jose Peraza along with OF Scott Schebler to Cincinnati.
- Acquired by the Yankees on July 18, 2017 along with right-handed pitchers Tommy Kahnle and David Robertson in exchange for right-handed pitcher Tyler Clippard, left-handed pitcher Ian Clarkin and outfielders Blake Rutherford and Tito Polo.
- Signed by the New York Mets as a free agent on February 7, 2018 to a two-year contract.
- On the 10-Day Disabled List, May 8-June 5, 2018, with a left hamstring strain.
- On the 10-Day Disabled List, July 9-August 2, 2018, with a left rib cage muscle strain.

MOST RUNS SCORED BY INNING

1st Inning	9, August 16, 1988, at San Francisco
2nd Inning	8, three times, last, June 6, 1980, vs. Pittsburgh
3rd Inning	12, April 12, 2016 vs. Chicago-NL
4th Inning	10, May 16, 2015 vs. Milwaukee
5th Inning	10, August 16, 2018 (Game One) at Philadelphia
6th Inning	11, July 16, 2006, at Chicago (NL)
7th Inning	8, three times, last, May 17, 2002, at San Diego
8th Inning	10, June 30, 2000, vs. Atlanta
9th Inning	9, April 6, 2002, at Atlanta
10th Inning	6, August 1, 2001, at Houston
11th Inning	6, June 30, 1979, at Chicago (NL)
12th Inning	4, April 14, 2000, at Pittsburgh
13th Inning	4, August 27, 2015 at Philadelphia
14th Inning	4, June 26, 1963, vs. Chicago (NL)
15th Inning	3, September 7, 1973 (Game Two) at Montreal
16th Inning	2, September 1, 1963 vs. Milwaukee
17th Inning	3, two times, last, July 7, 2007, at Houston
18th Inning	2, July 19, 2015 at St. Louis
19th Inning	5, July 4, 1985, at Atlanta
20th Inning	1, April 17, 2010 at St. Louis

CAREER STATISTICS

YEAR	TEAM	AVG	G	AB	R	H	2B	3B	HR	RBI	SH	SF	HBP	BB	SO	SB	CS	SLG	OBP	E
2007	Dayton (A)	.318	6	22	4	7	3	0	2	5	0	0	0	2	4	0	0	.727	.375	1
	Billings (R)	.319	41	160	29	51	6	5	5	25	0	1	7	18	22	3	3	.513	.409	9
2008	Sarasota (A)	.281	100	366	62	103	20	3	12	54	0	3	4	41	84	8	4	.451	.357	10
	Dayton (A)	.321	30	112	25	36	10	0	7	20	0	0	0	15	28	4	2	.598	.402	7
2009	Louisville (AAA)	.302	16	63	9	19	5	0	2	9	0	0	0	6	12	2	0	.476	.362	4
	Carolina (AA)	.290	119	451	59	131	40	2	14	68	0	5	2	42	67	7	8	.481	.350	7
2010	Louisville (AAA)	.258	130	480	71	124	32	4	17	66	1	2	10	45	127	14	4	.448	.333	5
2011	Louisville (AAA)	.260	90	315	47	82	18	1	15	46	0	4	6	34	82	17	4	.467	.340	6
	CINCINNATI (NL)	.232	41	112	17	26	5	0	6	15	0	0	2	7	27	1	0	.438	.289	2
2012	Louisville (AAA)	.231	10	39	4	9	2	0	1	7	0	0	0	2	11	3	0	.359	.268	1
	CINCINNATI (NL)	.273	128	422	55	115	26	6	19	67	0	4	3	36	103	3	2	.498	.331	7
2013	CINCINNATI (NL)	.234	150	531	63	124	29	3	19	73	2	3	14	50	125	6	5	.407	.314	10
2014	CINCINNATI (NL)	.273	157	597	88	163	22	1	29	80	0	4	7	52	139	20	8	.459	.336	14
2015	CINCINNATI (NL)	.255	157	619	82	158	43	1	35	89	1	7	7	44	137	13	8	.498	.309	19
2016	CHICAGO (AL)	.225	158	590	89	133	21	0	40	98	1	7	4	64	163	15	5	.464	.302	12
2017	CHICAGO (AL)	.207	81	280	41	58	15	0	16	44	0	3	4	48	71	4	3	.432	.328	8
	NEW YORK (AL)	.222	66	194	33	43	4	1	11	32	0	2	10	35	54	0	0	.423	.365	6
2018	METS	.213	115	408	54	87	18	0	18	59	0	8	8	48	112	9	4	.390	.303	12
	Las Vegas (AAA)#	.444	3	9	2	4	0	0	0	3	0	0	0	2	0	0	0	.444	.545	1
	St. Lucie (A)#	.250	2	4	0	1	1	0	0	2	0	0	0	1	0	0	0	.500	.400	0
	Brooklyn (A)#	.250	2	8	1	2	0	0	1	1	0	0	0	0	2	0	0	.625	.250	0
Minor League Totals		.280	549	2029	313	569	137	15	76	306	1	15	29	208	439	58	25	.475	.353	51
Major League Totals		.242	1053	3753	522	907	183	12	193	557	4	38	59	384	931	71	35	.451	.319	90

rehabilitation assignment

CAREER PLAYOFF STATISTICS

YEAR	RND	TEAM/OPP	AVG	G	AB	R	H	2B	3B	HR	RBI	SH	SF	HBP	BB	SO	SB	CS	SLG	OBP	E
2012	NLDS	CIN vs SFG	.167	4	6	0	1	0	0	0	1	0	0	0	1	2	0	0	.167	.286	0
2013	NLWC	CIN vs PIT	.250	1	4	0	1	1	0	0	0	0	0	0	0	1	0	0	.500	.250	0
2017	ALWC	NYY vs MIN	.000	1	4	0	0	0	0	0	0	0	0	0	0	1	0	0	.000	.000	0
	ALDS	NYY vs CLE	.235	5	17	3	4	1	0	0	1	0	0	0	2	5	0	1	.294	.316	2
	ALCS	NYY vs HOU	.182	7	22	3	4	1	0	1	4	0	0	0	2	4	0	0	.364	.250	1
Postseason Totals			.189	18	53	6	10	3	0	1	6	0	0	0	5	13	0	1	.302	.259	3
WC Totals			.125	2	8	0	1	1	0	0	0	0	0	0	0	2	0	0	.250	.125	0
LDS Totals			.217	9	23	3	5	1	0	0	2	0	0	0	3	7	0	1	.261	.308	2
LCS Totals			.182	7	22	3	4	1	0	1	4	0	0	0	2	4	0	0	.364	.250	1

ALL-STAR GAME

YEAR	LEAGUE/SITE	AVG	G	AB	R	H	2B	3B	HR	RBI	SH	SF	HBP	BB	SO	SB	CS	SLG	OBP	E
2014	NL/Minnesota	---	1	0	0	0	0	0	0	0	0	0	0	1	0	0	0	---	1.000	0
2015	NL/Cincinnati	.000	1	3	0	0	0	0	0	0	0	0	0	0	0	0	0	.000	.000	0
All-Star Game Totals		.000	2	3	0	0	0	0	0	0	0	0	0	1	0	0	0	.000	.250	0

CAREER FIELDING

POS	G	PO	A	E	PCT	TC	DP
3B	917	579	1603	81	.964	2263	169
1B	94	690	52	9	.988	751	57
OF	14	15	1	0	1.000	16	0
SS	2	2	1	0	1.000	3	0
2B	2	2	1	0	1.000	3	2



Drew GAGNON

47 RHP

@Dgags24

HT	6-4	WT	195	BT	R	TH	R
----	-----	----	-----	----	---	----	---

OPENING DAY AGE 28

BIRTHDATE JUNE 26, 1990

BIRTHPLACE COLUMBIA, CA

RESIDES BRENTWOOD, CA

MLB SERVICE TIME 0 YEARS, 30 DAYS

SIGNED BY JOSH BELOVSKY (MILWAUKEE)

HOW OBTAINED SIGNED AS A MINOR LEAGUE FREE AGENT ON DECEMBER 22, 2017

CONTRACT STATUS ARBITRATION ELIGIBLE AFTER 2021. ELIGIBLE FREE AGENT AFTER 2024

2018 SEASON

- Had his contract selected on July 10 and made his major league debut that night in a start vs. Philadelphia...Started opposite of Enyel De Los Santos, who was also making his major league debut...The last time both starting pitchers made their major league debuts in a game involving the Mets was on May 15, 2014 when Jacob deGrom started opposite the Yankees' Chase Whitley at Citi Field.
- Was named the Sterling Award recipient for Las Vegas (AAA) of the Pacific Coast League, emblematic of the team's MVP...Led the PCL in strikeouts (167) and in innings pitched (157.2).
- He finished third among all minor leaguers with his 172 strikeouts and fourth with 163.2 innings... Was 6-6 with a 4.57 ERA (80 earned runs/157.2 innings) over 27 starts with Las Vegas.
- Earned his first major league win on September 9 vs. Philadelphia with 2.0 scoreless innings of relief...Also picked up a win on September 23 at Washington with 2.0 shutout frames.
- Over his final four outings in the majors, went 2-0 with a 1.23 ERA (one earned run/7.1 innings).
- Named the PCL Pitcher of the Week for the week of August 6-12 after posting a 2.08 ERA (three earned runs/13.0 innings) with 19 strikeouts... Also named PCL Pitcher of the Week, August 27-September 3, after allowing one earned run over 16.2 innings.

2017 SEASON

- Pitched in 31 games (10 starts) for the Salt Lake Bees (AAA) of the Pacific Coast League.

2016 SEASON

- Was traded to the Angels on December 13 along with catcher Martin Maldonado in exchange for catcher Jett Bandy.

2014 SEASON

- Was named a Southern League All-Star.
- Named Southern League Pitcher of the Week on May 19.

2013 SEASON

- Earned Florida State League Pitcher of the Week honors on May 6 after throwing 7.0 no-hit innings with 10 strikeouts on May 1.

2012 SEASON

- Named a Midwest League All-Star after starting the season 6-1 with a 2.49 ERA.

2011 SEASON

- Made his professional debut with Helena (R) of the Pioneer League.

BACKGROUND

- Andrew M. Gagnon graduated from Liberty (CA) High School...Played baseball at Cal State Long Beach.
- Last name is pronounced "GAHN-yo."
- Pitched for Brewster of the Cape Cod League in 2010 and started the Cape Cod League All-Star Game at Fenway Park for the Eastern Division.
- His mother, Stacey, ran track at Long Beach State.

CAREER TRANSACTIONS

- Selected by the Milwaukee Brewers in the third round of the 2011 First-Year Player Draft.
- Acquired by the Los Angeles Angels along with C Martin Maldonado on December 13, 2016 in exchange for C Jett Bandy.
- Signed as a minor league free agent by the New York Mets on December 22, 2017.

GAGNON, DREW

CAREER STATISTICS

YEAR	TEAM	W-L	ERA	G	GS	CG	SHO	SV	IP	H	R	ER	HR	HB	BB	SO	WP	BK
2011	Helena (R)	0-3	8.05	8	7	0	0	1	19.0	25	19	17	1	2	10	27	2	0
2012	Wisconsin (A)	6-1	2.83	14	14	0	0	0	82.2	67	26	26	6	3	19	65	6	0
	Brevard County (A)	1-2	2.82	11	11	1	1	0	67.0	56	25	21	3	5	18	49	3	0
2013	Brevard County (A)	3-4	5.16	10	10	0	0	0	45.1	46	27	26	2	2	15	50	2	0
	Huntsville (AA)	4-9	5.57	16	16	1	0	0	84.0	94	54	52	12	7	42	58	9	1
2014	Huntsville (AA)	11-6	3.96	28	28	0	0	0	154.2	135	77	68	18	10	62	118	12	1
2015	Colo. Springs (AAA)	1-11	6.93	20	18	0	0	0	89.2	110	73	69	12	4	52	51	14	0
	Biloxi (AA)	1-1	5.57	6	1	0	0	0	21.0	19	15	13	2	2	10	18	2	0
2016	Biloxi (AA)	1-0	0.00	5	1	0	0	1	13.1	4	0	0	0	0	4	15	0	0
	Colo. Springs (AAA)	2-1	5.56	31	4	0	0	0	55.0	60	38	34	4	1	21	48	7	1
2017	Salt Lake (AAA)	1-1	6.25	31	10	0	0	0	86.1	95	60	60	6	4	39	83	18	1
2018	Binghamton (AA)	1-0	0.00	1	1	0	0	0	6.0	2	0	0	0	0	1	5	1	0
	Las Vegas (AAA)	6-6	4.57	27	27	2	1	0	157.2	151	82	80	23	6	43	167	8	0
METS		2-1	5.25	5	1	0	0	0	12.0	15	11	7	2	2	5	8	2	0
Minor League Totals		38-45	4.76	208	148	4	2	2	881.2	864	496	466	89	46	336	754	84	4

MAJOR LEAGUE HITTING TOTALS

YEAR	TEAM	AVG.	G	AB	R	H	2B	3B	HR	RBI	SH	SF	HBP	BB	SO	SB	CS	SLG	OBP	E
2018	METS	.000	4	1	0	0	0	0	0	1	0	1	0	0	0	0	0	.000	.000	0

Last Home Run — None

Most Hits, Game — None

Most RBI, Game — 1 RBI - July 10, 2018 vs. Philadelphia

CAREER FIELDING

POS	G	PO	A	E	PCT	TC	DP
P	5	0	5	0	1.000	5	0

METS CONNECTION TO JAPAN

The Mets have had 13 players born in Japan play for the team, the most for any major league team. The names and years are below.

Player	Year with Mets
Norichika Aoki	2017
Ryota Igarashi	2010-2011
Kazuhisa Ishii	2005
Takashi Kashiwada	1997
Satoru Komiyama	2002
Daisuke Matsuzaka	2013-2014
Kazuo Matsui	2004-2006
Hideo Nomo	1998
Tsuyoshi Shinjo	2001, 2003
Hisanori Takahashi	2010
Ken Takahashi	2009
Shingo Takatsu	2005
Masato Yoshii	1998-1999



Andrés GIMÉNEZ

NON-ROSTER INVITEE
72 INF

🐦 @A2go_04

📷 @andresgimenez0

HT	5-11	WT	161	BT	L	TH	R
----	------	----	-----	----	---	----	---

OPENING DAY AGE 20
BIRTHDATE SEPTEMBER 4, 1998
BIRTHPLACE BARQUISIMETO, VENEZUELA
RESIDES BARQUISIMETO, VENEZUELA
MLB SERVICE TIME 0 YEARS, 0 DAYS
SIGNED BY HECTOR RINCONES & ROBERT ESPEJO
HOW OBTAINED SIGNED AS A NON-DRAFTED FREE AGENT ON JULY 2, 2015
CONTRACT STATUS SIGNED THROUGH 2019

2018 SEASON

- Was the Sterling Award recipient for St. Lucie (A), his second organizational honor in three seasons.
- Was named a MiLB.com Organizational All-Star... *MLB Pipeline* named him the shortstop for 2019's All-Defense team.
- Represented the Mets for the World Team in the SiriusXM Futures Game during MLB All-Star week in Washington.
- After the season, was ranked the top prospect in the Mets' system by *Baseball America*.
- Was promoted to Binghamton (AA) on July 23...At age 19, was one of just four teenagers to play in the Eastern League in 2018.
- Set a career-high with 38 steals...Had the third-most stolen bases (28) in the Florida State League despite being promoted in July...At the time of his promotion, was tied for the league lead in steals.
- Was named to the FSL post-season All-Star team.
- Set career-highs in hits (125), runs (62), doubles (29), triples (five), home runs (six) and RBI (46).
- Played for the Scottsdale Scorpions in the Arizona Fall League...Hit .125 (6-48) with three doubles, one triple, one homer, seven RBI and seven runs scored in 19 games...Was named to the Rising Stars Game.

2017 SEASON

- Spent the entire season with Columbia (A) of the South Atlantic League.

2016 SEASON

- Was named the Sterling Award winner for the Dominican Summer League Mets (R), emblematic of the team's MVP.
- Batted .350 (75-214) and reached base at a .469 clip in his first professional season with the DSL Mets2 (R) and DSL Mets1 (R)...His .469 OBP led the league and his .350 average was the second-best in the DSL.
- Also ranked among league leaders in doubles (20, second), slugging percentage (.523, third) and runs scored (52, fourth).
- Walked more than twice as much as he struck out...Drew 46 bases on balls and whiffed 22 times.

BACKGROUND

- Andrés Alfonso Giménez has learned English by taking classes as part of the Mets Academy.
- Is a big basketball fan...Is particularly an avid fan of LeBron James.
- Is an avid video gamer...His mom and grandmother were the ones that got him into playing baseball...His favorite music genres are salsa, merengue and reggaeton.

CAREER TRANSACTIONS

- Signed New York Mets as a non-drafted free agent on July 2, 2015.

CAREER STATISTICS

YEAR	TEAM	AVG	G	AB	R	H	2B	3B	HR	RBI	SH	SF	HBP	BB	SO	SB	CS	SLG	OBP	E
2016	DSL Mets2 (R)	.360	31	114	24	41	10	4	1	17	0	3	3	21	13	7	1	.544	.461	9
	DSL Mets1 (R)	.340	31	100	28	34	10	0	2	21	0	4	5	25	9	6	7	.500	.478	4
2017	Columbia (A)	.265	92	347	50	92	9	4	4	31	6	2	16	28	61	14	8	.349	.346	12
2018	St. Lucie (A)	.282	85	308	43	87	20	4	6	30	6	4	11	22	70	28	11	.432	.348	11
	Binghamton (AA)	.277	37	137	19	38	9	1	0	16	2	0	5	9	22	10	3	.358	.344	4
Minor League Totals		.290	276	1006	164	292	58	13	13	115	14	13	40	105	175	65	30	.413	.375	40



Robert GSELLMAN

65 RHP

@robgsellman

@robgsellman

HT	6-4	WT	200	BT	R	TH	R
----	-----	----	-----	----	---	----	---

OPENING DAY AGE 25
BIRTHDATE JULY 18, 1993
BIRTHPLACE SANTA MONICA, CA
RESIDES LOS ANGELES, CA
MLB SERVICE TIME 2 YEARS, 42 DAYS
SIGNED BY CHRIS BECERRA
HOW OBTAINED METS 13TH-ROUND PICK IN THE 2011 FIRST-YEAR PLAYER DRAFT
CONTRACT STATUS ARBITRATION ELIGIBLE AFTER 2019. ELIGIBLE FREE AGENT AFTER 2022

STERLING ORGANIZATIONAL PLAYER OF THE YEAR: 2015

2018 SEASON

- Spent the entire season in the bullpen, making 68 relief outings...Led the team with 15 holds and had the most saves (13) among players who finished the season with the Mets.
- Was tied for seventh among NL relievers with six wins...His 80.0 innings out of the bullpen were second-most among NL relief pitchers and eighth among all relievers in the majors.
- Notched 13 saves after not earning a save since his first year of professional baseball on July 28, 2011 with the rookie-level Gulf Coast Mets in his first professional outing.
- Earned his first major league save on May 20 vs. Arizona in a 4-1 win...Recorded the final five outs to preserve the win.
- Had three saves of 1.2 innings or longer (May 20 vs. Arizona, July 13 vs. Washington and July 20 at Yankees), tied for the third-most in the majors...It was the most such saves by a Mets reliever since Jeurys Familia had three in 2015.
- Had two 2.0-inning saves (July 13 vs. Washington and July 20 at Yankees), the most by a Mets relief pitcher since Jenrry Mejia had two in 2014.
- Tossed a career-high 11.2 scoreless innings from August 2-24... Also hurled 10.2 scoreless innings from May 9-25.
- Was the winning pitcher and scored the winning run in the 12th inning on April 20 at Atlanta...The last Met to earn a win and score the winning run in extra innings was Carlos Torres on August 27, 2015 at Philadelphia...Research courtesy of Elias.
- Had a 1.11 ERA (three earned runs/24.1 innings) during the day.
- Left-handers went 30-139 (.216) and righties were 46-165 (.279).

2017 SEASON

- Made his first Opening Day roster and went 8-7 with a 5.19 ERA (69 earned runs/119.2 innings) in 25 games (22 starts)...His eight wins were second-most on the team behind Jacob deGrom's 15 victories... The Mets were 11-11 in his 22 starts.
- On the 10-Day DL from June 28-August 15, with a strained left hamstring.
- Over his final eight starts (August 16 to the end of the season), went 3-2 with a 3.50 ERA (17 earned runs/43.2 innings) including his first-career complete game, a rain-shortened 6.0-inning contest vs. Philadelphia on September 6.
- Posted a 2.25 ERA (one earned run/4.0 innings) in three relief outings.
- Won three straight starts while posting a 1.42 ERA from May 29-June 10...Only three other rookies in team history won three straight decisions with an ERA under 1.50...Jae Seo (2003), Jacob deGrom (2014) and Steven Matz (2016) are the others.

CAREER BESTS

WIN STREAK

6 games
9/17/17-5/7/18

LOSS STREAK

3 games
6/15/17-8/26/17

STRIKEOUTS, GAME

8 strikeouts
9/25/16 vs. Philadelphia

LONGEST OUTING, STARTER

7.0 innings
4x, last, 9/17/17 at Atlanta

LONGEST OUTING, RELIEVER

3.2 innings
8/23/16 at St. Louis

MOST WALKS, GAME

5 walks
9/12/17 at Chicago-NL

SCORELESS STREAK

11.2 innings
8/2/18-8/24/18

LAST COMPLETE GAME

9/6/17 vs. Philadelphia
(6.0 innings, Won, 6-3)

2016 SEASON

- Underwent left shoulder labrum repair surgery on October 12 at the Hospital for Special Surgery.
- Recalled from Las Vegas (AAA) on August 22 and went 3-2 with a 2.63 ERA (12 earned runs/41.0 innings) as a starter and 1-0 with a 0.00 ERA in one relief appearance (3.2 innings).
- Tossed 3.2 scoreless innings in relief in his major league debut on August 23 at St. Louis and earned a victory after entering in the first inning... The only other pitcher in the modern era (since 1900) to earn a win in his major league debut as a relief pitcher who entered the game in the first inning was the Giants' John Montefusco on September 3, 1974...Research courtesy of Elias.

2015 SEASON

- Was named the Sterling Organizational Pitcher of the Year.
- Led the organization in wins and was third in ERA among qualified pitchers.
- Named to the Florida State League's mid-season All Star team.

2014 SEASON

- Finished third in the South Atlantic League in ERA and first in complete games.

2013 SEASON

- Was named to the New York-Penn League All Star Team.
- Won the Sterling Award for being named the MVP of his Cyclones club.

BACKGROUND

- Robert John Gsellman graduated from Westchester (CA) High School...Played basketball and baseball.
- Won the California state title in basketball in 2010 as a junior...The team was ranked third nationally and played several games on ESPNU...Also won the state title as a senior.
- Tossed a shutout at Dodger Stadium to win the LA High School championship in 2009.
- His father, Bob, played professionally in the Phillies minor league system...He was a catcher from 1984-1987.

CAREER TRANSACTIONS

- Selected by the New York Mets in the 13th round of the 2011 First-Year Player Draft.
- On the 10-Day Disabled List, June 28-August 14, 2017, with a strained left hamstring.

CAREER STATISTICS

YEAR	TEAM	W-L	ERA	G	GS	CG	SHO	SV	IP	H	R	ER	HR	HB	BB	SO	WP	BK
2011	GCL Mets (R)	0-0	4.15	7	1	0	0	1	13.0	15	6	6	1	1	2	8	1	0
2012	Kingsport (R)	1-3	3.92	11	5	0	0	0	43.2	42	27	19	3	5	18	33	2	0
2013	St. Lucie (A)	1-0	3.00	2	2	0	0	0	9.0	5	3	3	1	0	5	5	0	0
	Savannah (A)	2-3	3.72	5	5	0	0	0	29.0	35	17	12	2	1	6	14	0	0
	Brooklyn (A)	3-3	2.06	12	12	0	0	0	70.0	59	23	16	2	6	12	64	3	0
2014	Savannah (A)	10-6	2.55	20	20	4	1	0	116.1	122	42	33	2	9	34	92	6	0
2015	St. Lucie (A)	6-0	1.76	8	8	0	0	0	51.0	37	10	10	1	3	11	37	2	1
	Binghamton (AA)	7-7	3.51	16	16	0	0	0	92.1	89	47	36	4	1	26	49	6	0
2016	Binghamton (AA)	3-4	2.71	11	11	0	0	0	66.1	57	23	20	2	6	15	48	3	0
	Las Vegas (AAA)	1-5	5.73	9	9	0	0	0	48.2	56	35	31	8	0	16	40	1	0
	METS	4-2	2.42	8	7	0	0	0	44.2	42	12	12	1	1	15	42	1	0
2017	METS	8-7	5.19	25	22	1	0	0	119.2	138	85	69	17	8	42	82	4	0
	Las Vegas (AAA)	0-0	7.50	1	1	0	0	0	6.0	10	7	5	1	0	3	3	0	0
	Binghamton (AA)#	1-0	2.92	4	4	0	0	0	12.1	15	7	4	0	0	5	9	1	0
2018	METS	6-3	4.28	68	0	0	0	13	80.0	76	44	38	8	5	28	70	1	0
Minor League Totals		35-31	3.15	106	94	4	1	1	557.2	542	247	195	27	32	153	402	25	1
Major League Totals		18-12	4.38	101	29	1	0	13	244.1	256	141	119	26	14	85	194	6	0

rehabilitation assignment

CAREER PLAYOFF STATISTICS

YEAR	RND	TEAM/OPP	W-L	ERA	G	GS	CG	SHO	SV	IP	H	R	ER	HR	HB	BB	SO	WP	BK
2016	NLWC	NYM vs. SF																	

Did Not Pitch

MAJOR LEAGUE HITTING TOTALS

YEAR	TEAM	AVG.	G	AB	R	H	2B	3B	HR	RBI	SH	SF	HBP	BB	SO	SB	CS	SLG	OBP	E
2018	METS	.000	64	3	1	0	0	0	0	0	0	0	1	0	2	0	0	.000	.250	0
Career Totals		.115	100	52	3	6	0	0	0	4	5	1	1	6	25	0	0	.115	.217	4

Last Home Run — None

Most Hits, Game — 1, 6x, last - September 6, 2017 vs. Philadelphia

Most RBI, Game — 2, May 29, 2017 vs. Milwaukee

CAREER FIELDING

POS	G	PO	A	E	PCT	TC	DP
P	101	11	33	4	.917	48	3



TWO WINS, ONE DAY

Only three pitchers in Mets history—Craig Anderson, Willard Hunter and Jesse Orosco—have won both ends of a doubleheader. Anderson did it on May 12, 1962, beating the Braves at the Polo Grounds, 3-2 and 8-7, with a combined three innings of shutout relief. Hunter accomplished the feat on August 23, 1964 at Shea when 1.2 innings of hitless relief earned him 2-1 and 5-4 wins over Chicago-NL. Orosco joined the group on July 31, 1983 at Shea when he held the Pirates scoreless over a total of five relief innings en route to a pair of 12-inning wins, 7-6 and 1-0. John Franco earned a save and a win (respectively) in a July 30, 1996 doubleheader vs. the Pirates at Shea.



Luis GUILLORME

13 INF

@lguillorme13

@lguillorme13

HT	5-10	WT	195	BT	L	TH	R
----	------	----	-----	----	---	----	---

OPENING DAY AGE 24

BIRTHDATE SEPTEMBER 27, 1994

BIRTHPLACE CARACAS, VZ

RESIDES DAVIE, FL

MLB SERVICE TIME 0 YEARS, 65 DAYS

SIGNED BY MIKE SILVESTRI

HOW OBTAINED METS 10TH-ROUND OF THE 2013 FIRST-YEAR PLAYER DRAFT

CONTRACT STATUS ARBITRATION ELIGIBLE AFTER 2021. FREE AGENT AFTER 2024

2018 SEASON

- Played in 35 games (14 starts) across two stints with the Mets...Made 10 starts at third base and four starts at second base.
- Was recalled from Las Vegas (AAA) on May 9 and was with the major league club from May 9-June 26 and July 28-August 13.
- Made his major league debut as a pinch-runner and scored a run in the Mets' 3-1 win over Philadelphia on May 11...Was the second Met in team history to score a run in his major league debut without an at-bat...The other was Steve Bieser on April 1, 1997 at San Diego.
- Collected his first major league hit with a pinch-hit single on May 13 at Philadelphia...Drove in his first run on May 15 vs. Toronto.
- Made his first MLB start on May 16 vs. Toronto...Went 1-3 and became the first Mets player since Steven Matz (June 28, 2015) to start his career 3-3.
- Played in 69 games for Las Vegas (AAA) of the Pacific Coast League...Batted .304 (75-247) with 15 doubles, two triples, three homers, 33 RBI, 41 runs scored and a .380 OBP.

2017 SEASON

- Was named an Eastern League Mid-Season and Post-Season All-Star.
- Won the Mets Sterling Award, symbolic of the Most Valuable Player at Binghamton (AA).
- Finished fourth in the EL in hits (136), second in walks (72) and led the Rumble Ponies with a .376 OBP.
- Was the toughest player in the Eastern League to strikeout, once every 10.15 plate appearances.
- Divided his time on the field between second base and shortstop...Also saw limited action at third base.
- Named to the Arizona Fall League Rising Stars team after he hit .289 (13-45) with three doubles and three RBI in 11 games for Scottsdale.

2016 SEASON

- Appeared in 72 games at shortstop and 52 games at second base while playing the entire season with St. Lucie (A) of the Florida State League.

2015 SEASON

- Named the South Atlantic League's Most Valuable Player and a South Atlantic League post-season All-Star.
- Was Mets Sterling Award winner at Savannah, emblematic of the top player on his team.
- Finished the season among the league leaders in the SAL...Was second in batting average (.318) and hits (142)...Had the fourth-best on-base percentage (.391).

BACKGROUND

- Luis Miguel Guillorme graduated from Coral Springs Charter High School (FL) where he played four years of baseball.
- During 2017 spring training, he caught a bat in mid-air in the dugout after it slipped out of Adeiny Hechavarria's hand...The video went viral and ended up as a SportsCenter Top Play.
- Played for Spain during the 2016 World Baseball Qualifier at Rod Carew Stadium in Panama City, Panama...Went 1-7 with one RBI and two walks in two games.
- Participated in a youth baseball Futures clinic at Hinton Park with fellow Sterling Award winners in September, 2015.

CAREER TRANSACTIONS

- Selected by the New York Mets in the 10th round of the 2013 First-Year Player Draft.

GUILLORME, LUIS

CAREER STATISTICS

YEAR	TEAM	AVG	G	AB	R	H	2B	3B	HR	RBI	SH	SF	HBP	BB	SO	SB	CS	SLG	OBP	E
2013	GCL Mets (R)	.258	41	159	22	41	4	0	0	11	4	0	2	17	17	6	4	.283	.337	8
2014	Kingsport (R)	.282	57	238	38	67	10	0	0	17	6	0	3	17	28	6	4	.324	.337	15
	Savannah (A)	.333	3	9	2	3	0	0	0	0	1	0	0	1	0	0	0	.333	.400	1
2015	Savannah (A)	.318	122	446	67	142	16	0	0	55	16	4	2	54	70	18	8	.354	.391	15
2016	St. Lucie (A)	.263	123	441	47	116	16	2	1	46	13	3	4	43	63	4	2	.315	.332	18
2017	Binghamton (AA)	.283	128	481	70	136	20	0	1	43	2	2	1	72	55	4	3	.331	.376	12
2018	Las Vegas (AAA)	.304	69	247	41	75	15	2	3	33	2	1	1	30	39	2	1	.417	.380	9
	METS	.209	35	67	4	14	2	0	0	5	0	0	0	7	3	1	0	.239	.284	1
Minor League Totals		.287	543	2021	287	580	81	4	5	205	44	10	13	234	272	40	22	.338	.363	78

CAREER FIELDING

POS	G	PO	A	E	PCT	TC	DP
2B	8	5	14	0	1.000	19	0
3B	14	6	9	1	.938	16	1

1-0 WINS DECIDED BY A HOME RUN

Date	Opponent	Inning	Mets Batter	Opponent Pitcher
6/14/65	at Cincinnati	11	Johnny Lewis	Jim Maloney
6/21/65	at Los Angeles	9	Billy Cowan	Claude Osteen
5/26/67	vs. Atlanta	2	Jerry Buchek	Ken Johnson
4/30/68	vs. Philadelphia	2	Ron Swoboda	Chris Short
8/19/69	vs. San Francisco	14	Tommie Agee	Juan Marichal
4/11/71	vs. Cincinnati	11	Jerry Grote	Wayne Granger
4/16/71	vs. Pittsburgh	4	Donn Clendenon	Dock Ellis
9/7/73 (1)	at Montreal	1	Wayne Garrett	Steve Renko
6/17/76	vs. Los Angeles	14	Dave Kingman	Charlie Hough
10/2/83 (1)	vs. Montreal	1	Danny Heep	Charlie Lea
7/6/84 (1)	vs. Cincinnati	6	Hubie Brooks	Jeff Russell
4/12/85	vs. Cincinnati	4	Gary Carter	Mario Soto
10/1/85	at St. Louis	11	Darryl Strawberry	Ken Dayley
4/14/88	vs. Montreal	6	Lenny Dykstra	Dennis Martinez
7/29/88	vs. Pittsburgh	8	Kevin Elster	John Smiley
4/27/90	at Houston	4	Mark Carreon	Mark Portugal
5/26/96	vs. San Diego	1	Bernard Gilkey	Sean Bergman
9/14/97	vs. Montreal	5	Luis Lopez	Carlos Perez
8/21/98 (2)	vs. St. Louis	1	Edgardo Alfonzo	Manny Aybar
4/26/02	vs. Milwaukee	2	Jay Payton	Glendon Rusch
5/12/04	at Arizona	1	Kaz Matsui	Randy Johnson
8/26/05	at San Francisco	2	David Wright	Kevin Correia
4/29/06	at Atlanta	6	Paul Lo Duca	John Thomson
4/29/07	at Washington	5	Carlos Beltran	Matt Chico
8/7/10	at Philadelphia	7	Jeff Francoeur	Cole Hamels
6/19/14	at Miami	1	David Wright	Andrew Heaney
10/4/15	vs. Washington	8	Curtis Granderson	Blake Treinen
5/30/16	vs. Chicago-AL	7	Neil Walker	Jose Quintana
6/25/16	at Atlanta	11	Kelly Johnson	Dario Alvarez



Eric HANHOLD

70 RHP

HT	6-5	WT	220	BT	R	TH	R
----	-----	----	-----	----	---	----	---

OPENING DAY AGE 25

BIRTHDATE NOVEMBER 1, 1993

BIRTHPLACE BARTLETT, TN

RESIDES DAVIE, FL

MLB SERVICE TIME 0 YEARS, 30 DAYS

SIGNED BY JOHN SHELBY III (MILWAUKEE)

HOW OBTAINED ACQUIRED FROM MILWAUKEE IN EXCHANGE FOR INF NEIL WALKER ON SEPTEMBER 12, 2017

CONTRACT STATUS ARBITRATION ELIGIBLE AFTER 2021. ELIGIBLE FREE AGENT AFTER 2024

2018 SEASON

- Had his contract selected from Las Vegas (AAA) of Pacific Coast League on September 1...Placed on the 60-Day Disabled List on September 25, with a strained left oblique muscle.
- Made his major league debut on September 4 at Los Angeles-NL with 1.1 scoreless innings...Made two other appearances before he was shut down.
- Was 5-3 with a 4.20 ERA (23 earned runs/49.1 innings) in 35 combined minor league games (Gulf Coast, Brooklyn, Binghamton and Las Vegas)...Racked up 57 strikeouts and issued 16 walks...Allowed only two homers.

2017 SEASON

- Was traded to the Mets after the conclusion of the minor league season on September 12.
- Pitched in 30 games (three starts) for the Carolina Mudcats (A) of the Carolina League.

2015 SEASON

- Made his professional debut with the AZL Brewers (R) of the Arizona League.

BACKGROUND

- Eric Dru Hanhold graduated from East Lake (FL) High School in Tarpon Springs, FL...Was named All-State in baseball.
- Was drafted in the 40th round of the 2012 First-Year Player Draft by Philadelphia as the last pick in the draft but did not sign.
- Played collegiately at the University of Florida, where he was teammates with Mets infielder Peter Alonso and Cardinals outfielder Harrison Bader.

CAREER TRANSACTIONS

- Selected by the Milwaukee Brewers in the sixth round of the 2015 First-Year Player Draft.
- Acquired by the New York Mets on September 12, 2017 in exchange for INF Neil Walker.
- On the 60-Day Disabled List, September 25, 2018-the end of the 2018 season, with a strained left oblique muscle.

CAREER STATISTICS

YEAR	TEAM	W-L	ERA	G	GS	CG	SHO	SV	IP	H	R	ER	HR	HB	BB	SO	WP	BK
2015	AZL Brewers (R)	0-1	4.50	1	1	0	0	0	2.0	3	1	1	0	0	0	0	0	0
	Wisconsin (A)	0-4	7.60	10	7	0	0	0	34.1	48	31	29	2	2	8	23	3	1
2016	Brevard (A)	2-12	4.81	19	19	1	0	0	101.0	120	61	54	12	1	33	64	6	0
2017	Carolina (A)	8-3	3.94	30	3	0	0	2	64.0	71	33	28	3	5	21	60	9	0
2018	GCL Mets (R)	0-0	0.00	1	0	0	0	0	1.0	0	0	0	0	0	0	3	0	0
	Brooklyn (A)	0-0	0.00	3	1	0	0	0	4.0	1	0	0	0	1	0	2	0	0
	Binghamton (AA)	3-1	2.84	17	0	0	0	8	25.1	21	8	8	1	3	9	32	0	0
	Las Vegas (AAA)	2-2	7.11	14	0	0	0	0	19.0	25	15	15	1	0	7	20	5	0
METS		0-0	7.71	3	0	0	0	0	2.1	4	2	2	0	1	1	2	0	0
Minor League Totals		15-23	4.85	95	31	1	0	10	250.2	289	149	135	19	12	78	204	23	1

MAJOR LEAGUE HITTING TOTALS

YEAR	TEAM	AVG.	G	AB	R	H	2B	3B	HR	RBI	SH	SF	HBP	BB	SO	SB	CS	SLG	OBP	E
2018	METS	---	3	0	0	0	0	0	0	0	0	0	0	0	0	0	0	---	---	0

CAREER FIELDING

POS	G	PO	A	E	PCT	TC	DP
P	3	0	0	0	---	0	0



Dilson HERRERA

16 NON-ROSTER INVITEE
INF

@Dilson_H
 @dilsonherrera

HT 5-10	WT 210	BT R	TH R
----------------	---------------	-------------	-------------

OPENING DAY AGE 25
BIRTHDATE MARCH 3, 1994
BIRTHPLACE CARTAGENA, COLOMBIA
RESIDES CARTAGENA, COLOMBIA
MLB SERVICE TIME 1 YEAR, 34 DAYS
SIGNED BY RENE GAYO & ORLANDO COVO (PITTSBURGH)
HOW OBTAINED SIGNED AS A MINOR LEAGUE FREE AGENT ON NOVEMBER 29, 2018
CONTRACT STATUS ARBITRATION ELIGIBLE AFTER 2020. FREE AGENT AFTER 2023

STERLING ORGANIZATIONAL PLAYER OF THE YEAR: 2014

2018 SEASON

- Made 53 appearances and 17 starts for the Reds, his first major league action since the 2015 season with the Mets.
- Hit .297 in 71 games at Daytona (A) and Louisville (AAA) before he was promoted on July 6...Spent the rest of the season with the Reds.
- Played first base, second base, third base and left field at the major league level...His 11 games (seven starts) in left field were his first major league appearances in the outfield...His games at first base and third base were his first at the corner infield positions at any level.
- Led the Reds with 3 pinch-hit home runs...In the Reds five-run seventh inning on July 13 at St. Louis, produced a three-run, pinch-hit HR, his first major league hit, homer and RBI since September 27, 2015...Was his first career pinch-hit home run and tied his career high for RBI in a game (three).
- His two-out, RBI single on July 23 off St. Louis' Bud Norris was the first walk-off hit of his career.

2017 SEASON

- Had season-ending surgery to debride his right shoulder on August 1...Made his last appearance of the season on July 21... Dr. Timothy Kremchek performed the surgery.
- Spent the season at Louisville (AAA) of the International League and appeared in 68 games surrounding two stints on the Disabled List with an impingement in his right shoulder.

2016 SEASON

- Split his season between Las Vegas (AAA) of the Pacific Coast League and Louisville (AAA) of the International League...All told, ended the year with a career-high 15 home runs and 64 RBI in 110 games.

2015 SEASON

- Recalled from Las Vegas (AAA) of the Pacific Coast League on May 1...Optioned back to Vegas on June 30...Was Recalled on September 8.
- Was placed on the 15-Day Disabled List on May 16 (retroactive to May 15) with a fractured tip of his right middle finger.
- Was the youngest position player in the major leagues during his first call-up.
- Tied his career-high with three hits and drove in two runs with a double and home run on September 27 at Cincinnati.

CAREER BESTS

HITS, GAME

4 hits

4x, last 5/15/18 vs. Toronto

HOME RUNS, GAME

1 home run

20x, last, 9/7/17 vs. Cincinnati

LEADOFF HR

None

INSIDE-THE-PARK HR

None

WALK-OFF HOME RUNS

None

PINCH-HIT HOME RUNS

2 pinch-hit home runs

last, 5/28/16 vs. Los Angeles-NL (J.P. Howell)

RBI, GAME

3 RBI

10x, last 5/15/18 vs. Toronto

STOLEN BASES, GAME

3 stolen bases

9/7/14 at Cincinnati

HITTING STREAK

13 games

4/5/14-5/4/14

GRAND SLAMS

None

- Registered a career-best 11-game on-base streak from May 6-June 15...Batted .316 (12-38) with two doubles, two home runs and four RBI... Also put together a four-game hitting streak from June 12-15, a career-best.
- Went 3-3 with three RBI on May 6 vs. Baltimore... His three hits tied a career-high and his three RBI also tied a career-high (also done September 1, 2014 at Miami)...Became the second Mets player age 21 or younger to go 3-3 (or better) in a game.
- Had five home runs and 15 RBI through his first 32 career major league games, both the most by a Mets second baseman in team history after 32 games.

2014 SEASON

- The Mets selected his contract from Binghamton (AA) of the Eastern League on August 29, and made his major league debut that night...Age was 20 years, 179 days at the time of his debut... Finished the year as the youngest player on an MLB roster.
- Began the year with St. Lucie (A) of the Florida State League...Also played with Binghamton (AA) of the Eastern League after being promoted on June 19....Was also the youngest player in the Eastern League.
- Became the first Mets position player to begin the season on a Single-A roster in a non-rehabilitation assignment and appear in the major leagues later that same season...Prior to Herrera, pitchers Mike Pelfrey and Alay Soler were the last to make the jump, doing it in 2006...Left-hander Dario Alvarez also did it later in the season.
- Hit a home run (off Henderson Alvarez), a triple and drove in a season-best three on September 1 at Miami...Became the youngest player to hit a home run (20 years, 182 days) for the Mets since José Reyes on August 28, 2003 (20 years, 78 days)...Also became the youngest player in team history to hit both a home run and a triple in the same game...Was 15 days younger than Ed Kranepool on May 24, 1965, who homered and tripled against Jim Bunning.

- Named the Sterling Organizational Player of the Year...Hit .323 (169-524) with 98 runs scored, 33 doubles, 13 home runs, 71 RBI, 23 stolen bases and a .379 on-base percentage in 128 games combined between Binghamton (AA) and St. Lucie (A).
- Named a FSL All-Star.
- Collected his first major league hit on August 30 vs. Philadelphia...Singled off Jerome Williams.

2013 SEASON

- After coming over from the Pirates on August 27, he played in seven games for Savannah (A) of the South Atlantic League.

BACKGROUND

- Dilson Jose Herrera Garcia became the first Colombian-born player to appear in a game for the Mets and the 14th in the majors.
- Played for Team Colombia in the qualifier for the March 2017 World Baseball Classic...Was also on the team for the qualifier for the March 2013 tournament.
- Loves to spend time at the various Cartagena beaches...Also enjoys movies.
- His younger brother, Jose Maria, plays for a local youth team (Jackies) in Colombia.

CAREER TRANSACTIONS

- Signed as a non-drafted free agent by the Pittsburgh Pirates on July 26, 2010.
- Acquired by the New York Mets, along with a player-to-be-named-later (RHP Vic Black) in exchange for OF Marlon Byrd, C John Buck and cash considerations on August 27, 2013.
- On the 15-Day Disabled List, May 15-June 11, 2015 with a fractured tip of his right middle finger.
- Traded to the Cincinnati Reds along with LHP Max Wotell in exchange for OF Jay Bruce on August 1, 2016.
- Signed as a minor league free agent by the New York Mets on November 29, 2018.

CAREER STATISTICS

YEAR	TEAM	AVG	G	AB	R	H	2B	3B	HR	RBI	SH	SF	HBP	BB	SO	SB	CS	SLG	OBP	E
2011	VSL Pirates (R)	.308	65	214	42	66	19	5	2	27	1	4	9	32	40	16	8	.472	.413	26
2012	GCL Pirates (R)	.281	53	199	41	56	11	4	7	27	10	0	0	18	41	11	4	.482	.341	7
	State College (A)	.321	7	28	7	9	1	1	1	2	0	0	0	1	6	1	0	.536	.345	3
2013	West Virginia (A)	.265	109	423	69	112	27	3	11	56	6	6	7	37	110	11	6	.421	.330	15
	Savannah (A)	.316	7	19	6	6	0	0	0	4	0	1	1	3	6	3	0	.316	.417	0
2014	St. Lucie (A)	.307	67	283	48	87	16	2	3	23	2	2	4	18	44	14	3	.410	.355	11
	Binghamton (AA)	.340	61	241	50	82	17	3	10	48	0	6	2	29	52	9	4	.560	.406	7
	METS	.220	18	59	6	13	0	1	3	11	0	0	0	7	17	0	0	.407	.303	3
2015	Las Vegas (AAA)	.327	81	327	68	107	23	2	11	50	3	3	3	28	59	13	9	.511	.382	6
	METS	.211	31	90	7	19	3	1	3	6	0	0	2	11	23	2	0	.367	.311	2
	St. Lucie (A)#	.455	3	11	1	5	2	0	0	0	0	0	0	3	0	0	0	.636	.455	1
2016	Las Vegas (AAA)	.276	86	359	61	99	24	2	13	55	1	1	1	27	72	6	7	.462	.327	6
	Louisville (AAA)	.266	24	64	10	17	0	2	2	9	2	2	1	11	15	1	2	.422	.372	0
2017	Louisville (AAA)	.264	68	239	31	63	9	1	7	42	4	3	3	15	61	2	4	.397	.312	7
2018	Daytona (A)	.298	21	84	18	25	3	1	2	8	0	0	1	7	19	1	1	.429	.359	1
	Louisville (AAA)	.297	50	185	23	55	10	0	7	27	1	1	2	19	50	0	1	.465	.367	6
	CINCINNATI (NL)	.184	53	87	11	16	5	0	5	11	0	0	2	8	39	0	0	.414	.268	0
Minor League Totals		.295	702	2676	475	789	162	26	76	378	30	29	34	245	578	88	49	.460	.358	96
Major League Totals		.203	102	236	24	48	8	2	11	28	0	0	4	26	79	2	0	.394	.293	5

CAREER FIELDING

POS	G	PO	A	E	PCT	TC	DP
1B	1	1	0	0	1.000	1	0
2B	59	96	151	5	.980	252	39
3B	4	1	4	0	1.000	5	0
OF	11	14	0	0	1.000	14	0

MOST RUNS ALLOWED BY INNING

- 1st Inning
 - 2nd Inning
 - 3rd Inning
 - 4th Inning
 - 5th Inning
 - 6th Inning
 - 7th Inning
 - 8th Inning
 - 9th Inning
 - 10th Inning
 - 11th Inning
 - 12th Inning
 - 13th Inning
 - 14th Inning
 - 15th Inning
 - 16th Inning
 - 17th Inning
 - 18th Inning
 - 19th Inning
 - 20th Inning
 - 21st Inning
 - 22nd Inning
 - 23rd Inning
 - 24th Inning
 - 25th Inning
- 10, July 19, 1988 at Cincinnati
 - 8, three times, last, August 9, 1984 vs. Pittsburgh
 - 10, July 30, 1969 (Game Two) vs. Houston
 - 11, April 7, 2004 at Atlanta
 - 9, May 7, 2007 at San Francisco
 - 11, April 11, 1997 at San Diego
 - 8, August 12, 1982 vs. Chicago
 - 11, July 18, 1964 at St. Louis
 - 11, July 30, 1969 (Game One) vs. Houston
 - 6, May 18, 1985 vs. San Francisco
 - 6, June 23, 2001 vs. Atlanta
 - 6, May 19, 1979 vs. St. Louis
 - 6, June 7, 1985 vs. St. Louis
 - 6, June 2, 2018 vs. Chicago-NL
 - 2, four times, last, April 29, 2013 at Miami
 - 5, August 20, 1973 vs. Cincinnati
 - 1, three times, last, August 5, 1971 at Atlanta
 - 2, August 26, 1980 vs. San Diego
 - 2, July 4, 1985 at Atlanta
 - 1, June 8, 2013 vs. Miami
 - None
 - None
 - 2, May 31, 1964 (Game Two) vs. San Francisco
 - 1, April 15, 1968 at Houston
 - 1, September 11, 1974 vs. St. Louis



Anthony KAY

79 NON-ROSTER INVITEE
LHP

[@TonyBuckets18](#)

[@TonyBuckets23](#)

HT	6-0	WT	190	BT	L	TH	L
----	-----	----	-----	----	---	----	---

OPENING DAY AGE 24

BIRTHDATE MARCH 21, 1995

BIRTHPLACE STONY BROOK, NY

RESIDES STONY BROOK, NY

MLB SERVICE TIME 0 YEARS, 0 DAYS

SIGNED BY MICHAEL PESCE

HOW OBTAINED METS FIRST-ROUND PICK (31ST) IN THE 2016 FIRST-YEAR PLAYER DRAFT

CONTRACT STATUS SIGNED THROUGH 2019

2018 SEASON

- Made his professional debut splitting the year between Columbia (A) of the South Atlantic League and St. Lucie (A) of the Florida State League...His first pro outing was April 8 vs. Augusta...Fired 4.0 shutout innings...Made 23 starts.
- Recorded a season-high 11 strikeouts in 6.2 innings on June 28 vs. Asheville, his final start with Columbia...Was promoted to St. Lucie on July 3.
- Worked 6.0 or more innings in six of his 10 starts with St. Lucie, including a season-high 7.1 innings on July 4 vs. Bradenton.
- Allowed three runs or fewer in 15 of his 23 starts.

2016-2017 SEASONS

- Did not pitch after undergoing Tommy John surgery on October 4, 2016 at the Hospital for Special Surgery.

BACKGROUND

- Anthony Benjamin Kay graduated from Ward Melville High School (Long Island, NY) in 2013...It was the same high school as LHP Steven Matz... He set 27 pitching records at Ward Melville.

- Was the recipient of the Paul Gibson Award, given annually to the best High School pitcher on Long Island...Finished his junior year with a 0.00 ERA (49.0 innings).
- Was originally drafted by the Mets in the 29th round of the 2013 First-Year Player Draft, but did not sign...Attended the University of Connecticut.
- Named Louisville Slugger Second Team All-American following his junior season at UConn... Also named the 2016 AAC Pitcher of the Year and was first team All-Conference in both his sophomore and junior seasons.
- Established a UConn record with 263 career strikeouts and became just the sixth Husky to win 20 career games (22).
- Pitched a three-hitter over 8.0 innings with 10 strikeouts against Siena at the Mets' spring training complex in Port St. Lucie, FL on February 22, 2015...Matz watched from the stands.

CAREER TRANSACTIONS

- Selected by the New York Mets in the first round (31st overall) of the 2016 First-Year Player Draft.

CAREER STATISTICS

YEAR	TEAM	W-L	ERA	G	GS	CG	SHO	SV	IP	H	R	ER	HR	HB	BB	SO	WP	BK
2016																		
2017																		
2018	Columbia (A)	4-4	4.54	13	13	0	0	0	69.1	73	41	35	6	6	22	78	5	0
	St. Lucie (A)	3-7	3.88	10	10	0	0	0	53.1	51	28	23	1	2	27	45	1	0
Minor League Totals		7-11	4.26	23	23	0	0	0	122.2	124	69	58	7	8	49	123	6	0



Franklyn KILOMÉ

66 RHP

@FranklynKilome
 @franklyn_kilome

HT	6-6	WT	175	BT	R	TH	R
----	-----	----	-----	----	---	----	---

OPENING DAY AGE 23
BIRTHDATE JUNE 25, 1995
BIRTHPLACE LA ROMANA, DOMINICAN REPUBLIC
RESIDES LA ROMANA, DOMINICAN REPUBLIC
MLB SERVICE TIME 0 YEARS, 0 DAYS
SIGNED BY KOBY PÉREZ (PHILADELPHIA)
HOW OBTAINED ACQUIRED FROM PHILADELPHIA IN EXCHANGE FOR INF ASDRUBAL CABRERA ON JULY 27, 2018
CONTRACT STATUS SIGNED THROUGH 2019

2018 SEASON

- Underwent Tommy John surgery on October 24...Mets Medical Director Dr. David Altchek performed the procedure at the Hospital for Special Surgery.
- Ranked fourth in the Eastern League with 125 strikeouts...Tied for second in the league with 26 starts...Had the fifth-best strikeout per nine inning ratio (8.04).
- In seven starts after joining the Mets' minor league system, produced a 1.08 WHIP and a 4.2 strikeout-to-walk ratio (42 strikeouts/10 walks) in 38.0 innings spanning seven starts.
- Tossed a season-high-tying 7.0 innings in his organizational debut, July 29 at Altoona.

2017 SEASON

- Earned his first promotion to Double-A Reading on August 5...Owned a 1.92 ERA (14 earned runs/65.2 innings) in his last 12 starts before being promoted.
- Following the season, was named the 10th-best prospect in the Phillies system by *Baseball America*.

2016 SEASON

- Posted the best strikeout per nine innings ratio (10.2) in the South Atlantic League...Fanned 130 batters in 114.2 innings.
- Allowed three earned runs or fewer in 17-consecutive starts from May 2-August 16.

2015 SEASON

- Did not allow an earned run in four of his first seven starts with Williamsport (A) of the New York-Penn League.

2014 SEASON

- Made his professional debut with the GCL Phillies (R).

BACKGROUND

- Name is pronounced FRANK-lin KILL-oh-may.
- Was signed as an 18-year-old by Philadelphia out of the Dominican Republic.

CAREER TRANSACTIONS

- Signed as a non-drafted free agent by Philadelphia on January 22, 2013.
- Acquired by the Mets from Philadelphia in exchange for INF Asdrúbal Cabrera on July 27, 2018.

CAREER STATISTICS

YEAR	TEAM	W-L	ERA	G	GS	CG	SHO	SV	IP	H	R	ER	HR	HB	BB	SO	WP	BK
2014	GCL Phillies (R)	3-1	3.12	11	8	0	0	0	40.1	36	17	14	2	1	11	25	5	1
2015	Williamsport (A)	3-2	3.28	11	11	0	0	0	49.1	41	21	18	1	7	21	36	4	1
2016	Lakewood (A)	5-8	3.85	23	23	0	0	0	114.2	113	55	49	6	6	50	130	9	1
2017	Reading (AA)	1-3	3.64	5	5	0	0	0	29.2	25	15	12	2	0	15	20	3	0
	Clearwater (A)	6-4	2.59	19	19	0	0	0	97.1	96	33	28	5	4	37	83	14	0
2018	Reading (AA)	4-6	4.24	19	19	0	0	0	102.0	96	61	48	7	8	51	83	8	0
	Binghamton (AA)	0-3	4.03	7	7	0	0	0	38.0	31	19	17	3	3	10	42	1	0
Minor League Totals		22-27	3.55	95	92	0	0	0	471.1	438	221	186	26	29	195	419	44	3



Juan LAGARES

12 OF

@juanlagares2

@jlagares12

HT	6-1	WT	215	BT	R	TH	R
----	-----	----	-----	----	---	----	---

OPENING DAY AGE 30

BIRTHDATE MARCH 17, 1989

BIRTHPLACE CONSTANZA, DR

RESIDES CONSTANZA, DR

MLB SERVICE TIME 5 YEARS, 160 DAYS

SIGNED BY ISMAEL CRUZ & JUAN MERCADO

HOW OBTAINED SIGNED AS NON-DRAFTED FREE AGENT ON MAY 5, 2006

CONTRACT STATUS SIGNED THROUGH 2019

GOLD GLOVE: 2014

CAREER HIGHLIGHTS

- Won a Rawlings Gold Glove Award in 2014.
- Finished with 15 outfield assists, the third-most in the majors and a franchise rookie record in 2013...Named as an outfielder on the 2013 Wilson NL Defensive Player of the Year team.

2018 SEASON

- Batted .339 (20-59) with a double, a triple, six RBI and nine runs scored in 30 games before he suffered a complete tear of the big toe plantar plate on May 17...Was placed on the 10-Day Disabled List on May 18 and missed the rest of the season...Was transferred to the 60-Day Disabled List on May 30.
- Underwent surgery at the Hospital for Special Surgery on May 2...The surgery was performed by Dr. Jonathan Deland and Dr. Mark Drakos.
- Collected a career-high-tying four hits and three RBI on May 15 vs. Toronto...Went 4-5 with a triple and two runs scored.
- Batted .429 (15-35) in 15 games at Citi Field.
- Started 13 games in center field.
- Hit .300 (6-20) with two doubles, one triple and one RBI in seven games for Aguilas in the Dominican Winter League.

2017 SEASON

- Began the season on the 10-Day Disabled List (left oblique) before being activated on April 13...Placed on the 10-Day DL on June 16 with a fracture of the IP joint in his left thumb... Underwent surgery to repair the IP joint in his left thumb on June 19...Was activated from the DL on August 10...Had a procedure to remove the pin from his left thumb on October 9.
- Finished the year with a 24.7 UZR (Ultimate Zone Rating) per 150 games, best in the majors among outfielders who played at least 500 innings in the field...Had 15 defensive runs saved, third-most in the National League despite playing in 94 games (566.2 innings)...Trailed Jason Heyward (18 defensive runs saved in 1008.1 innings) and Yasiel Puig (18 defensive runs saved in 1201.2 innings).
- Saw action in 85 games in center field (58 starts)...Had seven outfield assists, tied for 12th in the NL, and three errors in 172 total chances (.983 fielding percentage).

2016 SEASON

- On the 15-Day Disabled List from June 16-July 2 with a sprained left thumb and again from July 29-September 16 with a sprained left thumb...Had surgery on August 1 to repair a torn ligament in his thumb.
- Was 5-16 (.313) as a pinch-hitter...Hit his second career pinch-hit homer on May 28 vs. Los Angeles-NL.

CAREER BESTS

HITS, GAME

4 hits

4x, last 5/15/18 vs. Toronto

HOME RUNS, GAME

1 home run

20x, last, 9/7/17 vs. Cincinnati

LEADOFF HR

None

INSIDE-THE-PARK HR

None

WALK-OFF HOME RUNS

None

PINCH-HIT HOME RUNS

2 pinch-hit home runs

last, 5/28/16 vs. Los Angeles-NL (J.P. Howell)

RBI, GAME

3 RBI

10x, last 5/15/18 vs. Toronto

STOLEN BASES, GAME

3 stolen bases

9/7/14 at Cincinnati

HITTING STREAK

13 games

4/5/14-5/4/14

GRAND SLAMS

None

LAGARES, JUAN

2015 SEASON

- Hit in a franchise-record 14 straight home games to start the season...Ken Singleton held the previous record with a 12-game hitting streak at Shea Stadium to begin the 1970 season (Courtesy of Elias).

POSTSEASON

- Scored seven runs in 13 postseason games...Hit .348 (8-23) in the postseason.
- Went 2-3 with a stolen base in Game 1 of the World Series.
- Collected two hits off the bench in Game 1 of the World Series...It was the 23rd time in World Series history a player had multiple hits in a game that he did not start.
- Scored three times in Game 3 of the NLDS vs. Los Angeles...Hit .429 (3-7) with two doubles in four NLDS games vs. the Dodgers.

2014 SEASON

- Earned his first Rawlings Gold Glove Award.
- Made his first Opening Day roster...Went to the 15-Day Disabled List twice...From April 15-May 1, had a right hamstring strain...Then from June 2-June 26, had a right intercostal strain...Also left the game on September 16 with a hyperextended right elbow that ended his year.
- Voted ESPN's Defensive Player of the Month in August...Led the majors with 13 defensive runs saved in the month.
- Collected a career-best four hits, three runs, two RBI, two stolen bases and a walk from the leadoff spot on September 2 at Miami...Marked the first time a Mets leadoff hitter reached five times in a game since 2011 (José Reyes).
- Stole a career-best three bases on September 7 at Cincinnati.

2013 SEASON

- Finished among the NL rookie leaders in numerous offensive categories: games (7th), at-bats (6th), hits (6th), doubles (tied for 5th), RBI (10th) and triples (tied for 2nd).
- Hit his first major league home run, May 19 at Chicago (NL), a two-run shot off Travis Wood that tied the game in the seventh inning...They were his first two big league RBI.

2012 SEASON

- Spent the year with Binghamton (AA) of the Eastern League, and set the record for most putouts (353) by an outfielder in BMets history.

2010 SEASON

- Named to the South Atlantic League mid-season All-Star team.

BACKGROUND

- Juan Osvaldo Lagares went to Centro Educativo Juan Pablo Duarte High School in San Pedro de Macoris, DR.
- Enjoys playing video games.

CAREER TRANSACTIONS

- Signed by the New York Mets as a non-drafted free agent on May 5, 2006.
- On the 15-Day Disabled List, April 15-May 1, 2014, with a pulled right hamstring.
- On the 15-Day Disabled List, June 2-June 26, 2014, with a right intercostal muscle strain.
- On the 15-Day Disabled List, June 16-July 2, 2016, with a sprained left thumb.
- On the 15-Day Disabled List, July 29-September 16, 2016 with a torn ligament in his left thumb.
- On the 10-Day Disabled List, April 2, retroactive to March 30-April 13, 2017, with a left oblique strain.
- On the 10-Day Disabled List, June 16-August 10, 2017, with a fracture of the IP joint in his left thumb.
- On the 10-Day Disabled List, May 18, retroactive to May 17, 2018, with a complete tear of the big toe plantar plate...Transferred to the 60-Day Disabled List, May 30-the end of the 2018 season.

CAREER STATISTICS

YEAR	TEAM	AVG	G	AB	R	H	2B	3B	HR	RBI	SH	SF	HBP	BB	SO	SB	CS	SLG	OBP	E
2006	DSL Mets (R)	.255	57	204	36	52	7	8	3	33	3	2	4	23	48	12	5	.412	.339	14
2007	Savannah (A)	.210	83	281	26	59	12	6	2	16	3	0	2	18	64	11	7	.317	.262	40
2008	Savannah (A)	.254	46	181	14	46	9	0	2	17	4	3	1	8	28	3	4	.337	.285	13
	Brooklyn (A)	.250	19	72	8	18	7	0	1	7	3	0	2	1	10	1	3	.389	.280	6
2009	GCL Mets (R)	.208	6	24	1	5	1	0	0	1	0	0	0	1	4	1	0	.250	.240	0
	Savannah (A)	.274	47	168	23	46	6	2	0	13	0	1	2	6	42	9	4	.333	.305	1
2010	Savannah (A)	.300	67	290	42	87	13	9	5	39	2	5	3	7	44	18	2	.459	.318	3
	St. Lucie (A)	.233	33	133	16	31	5	0	2	16	0	1	1	2	18	7	3	.316	.248	2
2011	St. Lucie (A)	.338	82	308	51	104	15	6	7	49	3	2	1	21	47	5	6	.494	.380	2
	Binghamton (AA)	.370	38	162	21	60	11	3	2	22	1	1	1	5	29	10	2	.512	.391	2
2012	Binghamton (AA)	.283	130	499	69	141	29	6	4	48	2	5	4	37	93	21	10	.389	.334	2
2013	Las Vegas (AAA)	.346	17	78	13	27	3	2	3	9	0	0	0	4	14	2	3	.551	.378	2
	METS	.242	121	392	35	95	21	5	4	34	5	2	2	20	96	6	3	.352	.281	5
2014	METS	.281	116	416	46	117	24	3	4	47	3	6	7	20	87	13	4	.382	.321	5
	GCL Mets (R)#	.000	2	8	0	0	0	0	0	0	0	0	0	0	0	0	0	.000	.000	0
	St. Lucie (A)#	.250	1	4	0	1	0	0	0	0	0	0	0	0	1	0	0	.250	.250	0
	Binghamton (AA)#	.250	2	8	2	2	0	0	0	1	0	0	0	1	3	0	0	.250	.333	0
	Las Vegas (AAA)#	.444	3	9	2	4	1	0	0	0	0	0	1	0	1	0	0	.556	.500	0
2015	METS	.259	143	441	47	114	16	5	6	41	1	3	4	16	87	7	3	.358	.289	2
2016	METS	.239	79	142	15	34	7	2	3	9	4	1	2	11	27	4	2	.380	.301	1
	Binghamton (AA)#	.333	4	18	2	6	0	1	0	2	0	0	1	0	5	0	0	.444	.368	0
2017	METS	.250	94	252	37	63	16	2	3	15	2	1	3	14	56	7	3	.365	.296	3
	St. Lucie (A)#	.364	3	11	3	4	1	1	0	1	0	0	0	1	0	0	0	.636	.364	0
	Binghamton (AA)#	.241	8	29	3	7	0	0	0	0	0	0	0	6	0	0	0	.241	.241	0
2018	METS	.339	30	59	9	20	1	1	0	6	0	1	1	3	9	3	1	.390	.375	0
Minor League Totals		.281	648	2487	332	700	120	44	31	274	21	20	23	134	458	100	49	.402	.322	87
Major League Totals		.260	583	1702	189	443	85	18	20	152	15	14	19	84	362	40	16	.367	.300	16

rehabilitation assignment

CAREER PLAYOFF STATISTICS

YEAR	RND	TEAM/OPP	AVG	G	AB	R	H	2B	3B	HR	RBI	SH	SF	HBP	BB	SO	SB	CS	SLG	OBP	E
2015	NLDS	NYM vs. LA	.429	3	7	3	3	2	0	0	0	0	0	0	1	0	0	0	.714	.500	0
	NLCS	NYM vs. CHC	.333	4	6	2	2	0	0	0	0	1	0	0	0	2	1	0	.333	.333	0
	WS	NYM vs. KC	.300	5	10	2	3	0	0	0	0	0	0	0	1	1	0	.300	.300	0	
2016	NLWC	NYM vs. SF	Did Not Play																		
Postseason Totals			.348	13	23	7	8	2	0	0	0	1	0	0	1	3	2	0	.435	.375	0

CAREER FIELDING

POS	G	PO	A	E	PCT	TC	DP
OF	543	1152	34	16	.987	1202	3

LOVE THAT GLOVE

Here are the leaders in defensive runs saved per inning among outfielders since 2014 (minimum 2500.0 innings)

Player	Defensive Runs Saved	Innings
1. Kevin Kiermaier	117	4462.2
2. Jarrod Dyson	67	3394.0
3. JUAN LAGARES	56	2988.0
4. Mookie Betts	98	5463.2
5. Jake Marisnick	59	3477.2



Rymer LIRIANO

NON-ROSTER INVITEE
68 OF

@rymerliriano

HT	6-0	WT	220	BT	R	TH	R
----	-----	----	-----	----	---	----	---

OPENING DAY AGE 27

BIRTHDATE JUNE 20, 1991

BIRTHPLACE SANTO DOMINGO, DR

RESIDES SANTO DOMINGO, DR

MLB SERVICE TIME 1 YEAR, 79 DAYS

SIGNED BY RANDY SMITH &

FELIX FRANCISCO (SAN DIEGO)

HOW OBTAINED SIGNED AS A MINOR LEAGUE

FREE AGENT ON JANUARY 3, 2019

CONTRACT STATUS SIGNED THROUGH 2019

2018 SEASON

- Split his season between Salt Lake (AAA) in the Angels' system and Colorado Springs (AAA), a Brewers affiliate.
- Hit a career-high 20 homers and drove in 59 runs in 102 games...Batted .253 (89-352).

2017 SEASON

- Returned to action in the White Sox system after missing all of 2016 with multiple facial fractures.
- Was called up to the big league club in September...In 21 games for the White Sox, his first major league contests since 2014, batted .220 (9-41) with two doubles, a homer (off Trevor Bauer) and six RBI.
- Played 123 games at Charlotte (AAA) of the International League...Hit a then-career-best 17 home runs and drove in 52 runs.

2016 SEASON

- Was traded by San Diego to Milwaukee in exchange for LHP Trevor Seidenberger on January 28.

2015 SEASON

- Batted .292 (138-472) with 14 homers, 64 RBI, 85 runs and 18 steals in 131 games for El Paso (AAA).
- Ranked among Pacific Coast League leaders in runs (third, 85) and walks (t-fourth, 64).
- Named an MiLB.com Organizational All-Star.

2014 SEASON

- Made Major League debut with San Diego after spending most of season in minors...Appeared in 38 games with Padres, including 29 starts in right field.
- Was recalled August 11 and made his MLB debut that night vs. Colorado, going 0-2 with a sacrifice fly.
- Recorded his first career hit on August 12 vs. the Rockies, an infield single off Yohan Flande.
- Hit his first home run on August 13 vs. Colorado, a two-run shot off Tyler Matzek.

- Combined to hit .291 (126-433) with 32 doubles, three triples, 14 home runs, 66 RBI and 69 runs scored over 115 games between San Antonio (AA) and El Paso (AAA).

- Was named a Texas League All-Star.
- Promoted to El Paso (AAA) on July 23, where he batted .452 (28-62) with 13 RBI in 16 games.

- Was tabbed an MiLB.com Organizational All-Star and Mid-Season All-Star.

2013 SEASON

- Missed the entire season after undergoing Tommy John surgery on right elbow.

2012 SEASON

- Batted a combined .280 (130-465) with eight home runs, 61 RBI and 32 stolen bases in 127 games between Lake Elsinore (A) and San Antonio (AA).

- Named a California League All-Star.
- Selected to 2012 World Team for the SiriusXM Futures Game at Kauffman Stadium.

- Named by *Baseball America* as sixth-best prospect in Cal League and 10th-best in Texas League.

2011 SEASON

- Named Midwest League Most Valuable Player with Fort Wayne after batting .319/.383/.499 with 12 homers, 62 RBI and 65 steals in 116 games.

- Ranked among MWL leaders in steals (second, 65), average (tied for fourth, .319), hits (fifth, 145) and triples (tied for fifth, eight).

2010 SEASON

- Rated by *Baseball America* with the Best Outfield Arm in Padres system.

2009 SEASON

- Ranked among Arizona League leaders in homers (second, eight), RBI (third, 44), hits (third, 69), total bases (third, 103) and average (fifth, .350)... Named to AZL post-season All-Star team.

BACKGROUND

- Rymer Omar Liriano was the first player from the Padres Dominican Academy to reach the majors with San Diego.
- Missed the entire 2016 season due to multiple facial fractures after being hit in face by a pitch in a Brewers spring training game on March 20 vs. the Dodgers.

CAREER TRANSACTIONS

- Signed as a non-drafted free agent by the San Diego Padres on July 3, 2007.
- Acquired by Milwaukee from San Diego in exchange for LHP Trevor Seidenberger.
- On the 15-Day Disabled List, March 29 (retroactive to March 25), 2016 with facial fractures... Transferred to the 60-Day Disabled List on April 2...Missed the entire 2016 season.
- Claimed off waivers by Chicago (AL) from Milwaukee on October 28, 2016.
- Signed by the Los Angeles Angels as a minor league free agent on December 12, 2017.
- Signed by the Milwaukee Brewers as a minor league free agent on July 20, 2018.
- Signed by the New York Mets as a minor league free agent on January 3, 2019.

CAREER STATISTICS

YEAR	TEAM	AVG	G	AB	R	H	2B	3B	HR	RBI	SH	SF	HBP	BB	SO	SB	CS	SLG	OBP	E
2008	AZL Padres (R)	.198	67	232	34	46	13	1	9	37	0	2	5	28	106	9	5	.379	.296	3
2009	DSL Padres (R)	.350	50	197	44	69	8	1	8	44	0	2	15	52	14	5		.523	.398	8
2010	Fort Wayne (A)	.191	50	188	21	36	11	1	2	20	0	2	1	10	54	11	6	.293	.234	5
	Eugene (A)	.271	53	203	35	55	13	6	0	12	1	1	3	17	53	17	7	.394	.335	5
	Lake Elsinore (A)	.220	14	50	3	11	2	0	1	6	0	0	0	5	12	3	0	.320	.291	3
2011	Lake Elsinore (A)	.127	15	55	8	7	1	1	0	6	0	0	0	6	13	1	1	.182	.213	1
	Fort Wayne (A)	.319	116	455	81	145	30	8	12	62	2	9	6	47	95	65	20	.499	.383	11
2012	Lake Elsinore (A)	.298	74	282	41	84	22	2	5	41	0	3	8	21	69	22	7	.443	.360	3
	San Antonio (AA)	.251	53	183	24	46	10	2	3	20	0	0	3	20	50	10	1	.377	.335	4
2013									Did Not Play - Injured											
2014	San Antonio (AA)	.264	99	371	55	98	20	2	14	53	0	3	6	35	102	17	7	.442	.335	3
	El Paso (AAA)	.452	16	62	14	28	11	1	0	13	0	0	1	8	14	3	1	.661	.521	2
	SAN DIEGO (NL)	.220	38	109	13	24	2	0	1	6	0	1	2	9	39	4	1	.266	.289	4
2015	El Paso (AAA)	.292	131	472	85	138	31	3	14	64	1	4	8	64	132	18	8	.460	.383	7
2016									Did Not Play - Injured											
2017	Charlotte (AAA)	.256	123	449	67	115	15	3	17	52	2	3	4	42	133	7	4	.416	.323	5
	CHICAGO (AL)	.220	21	41	4	9	2	0	1	6	0	0	0	5	14	1	0	.341	.304	0
2018	Salt Lake (AAA)	.268	65	239	42	64	7	3	16	48	1	1	3	25	84	6	5	.523	.343	3
	Colo. Springs (AAA)	.221	37	113	20	25	4	0	4	11	0	1	1	20	41	5	4	.363	.341	1
Minor League Totals		.272	963	3551	574	967	198	34	105	489	4	9	51	159	404	208	81	.436	.346	64
Major League Totals		.220	59	150	17	33	4	0	2	12	0	1	2	14	53	5	1	.287	.293	4

CAREER FIELDING

POS	G	PO	A	E	PCT	TC	DP
OF	53	81	3	4	.955	88	0

HOME RUN IN FIRST AT-BAT

In 2005, Mets rookie Mike Jacobs hit a three-run, pinch-hit home run in his first major league at-bat... The following is a complete list of players who have also hit home runs in their first at-bat with the Mets.

Player	Date	Player	Date
Benny Ayala	August 27, 1974*	Todd Pratt	July 4, 1997
Mike Fitzgerald	September 13, 1983*	Mike Bordick	July 29, 2000#
Rick Cerone	April 9, 1991	Bubba Trammell	July 30, 2000
Jose Vizcaino	April 4, 1994	Kazuo Matsui	April 6, 2004#*
(walked in his first plate appearance)		Mike Jacobs	August 21, 2005*

#First Pitch *First major league at-bat



Walker LOCKETT

NON-ROSTER INVITEE
61 RHP

@walker_lockett
 @walker_lockett

HT	6-5	WT	225	B/T	R	TH	R
----	-----	----	-----	-----	---	----	---

OPENING DAY AGE 24

BIRTHDATE MAY 3, 1994

BIRTHPLACE JACKSONVILLE, FL

RESIDES JACKSONVILLE, FL

MLB SERVICE TIME 0 YEARS, 17 DAYS

SIGNED BY CHRIS KELLY (SAN DIEGO)

HOW OBTAINED ACQUIRED FROM CLEVELAND ALONG WITH INF SAM HAGGERTY IN EXCHANGE FOR C KEVIN PLAWECKI ON JANUARY 6, 2019

CONTRACT STATUS ARBITRATION ELIGIBLE AFTER 2021. ELIGIBLE FREE AGENT AFTER 2024

2018 SEASON

- Spent most of the 2018 season with El Paso (AAA) of the Pacific Coast League.
- Made three starts and four appearances across three stints with San Diego, posting an ERA of 9.60 (16 earned runs/15.0 innings) in his first taste of major league action...Was with the Major League club June 1, July 9 and July 31-August 11.
- Made his MLB debut on June 1 vs. Cincinnati and also made spot starts on August 4 at Chicago-NL and August 11 vs. Philadelphia.
- At Triple-A he limited batters to a .249 (49-197) road average with only three home runs allowed in 52.0 innings...Allowed 14 homers in 81.1 innings in El Paso.
- In August, went 1-0 with a 3.74 ERA (nine earned runs/21.2 innings) in four starts.
- Right-handed batters hit .250 (79-316) with five homers and a .679 OPS compared to a .942 OPS for lefties.

2017 SEASON

- Made 10 starts for El Paso (AAA), posting a 5-2 record and a 4.39 ERA (27 earned runs/55.1 innings) before being placed on the 7-Day Disabled List on June 2 with a lower back strain.
- Made two starts for El Paso in the Pacific Coast League playoffs...Allowed three runs, earned, on four hits in 3.0 innings in El Paso's 7-6 comeback victory to clinch the series in the semifinals on September 8 vs. Reno...Earned the win in 5.0 scoreless innings on September 15 vs. Memphis to give the Chihuahuas their first win in Game 3 of the PCL championship series.

2016 SEASON

- Was named the Padres Minor League Pitcher of the Year after pitching to a 10-9 record with a 2.96 ERA (54 earned runs/164.0 innings) with 123 punchouts and 24 walks in 28 games (25 starts) between four levels of the Padres system.

- Went 0-2 with a 4.28 ERA (13 earned runs/27.1 innings) through his first five starts in April for Fort Wayne (A)...Over his remaining 23 appearances (20 starts) between Fort Wayne (A), Lake Elsinore (A), San Antonio (AA) and El Paso (AAA) from May to September, he went 10-7 with a 2.70 ERA (41 earned runs/136.2 innings).
- Made three total relief appearances, going 2-0 with a 0.64 ERA (one earned run/14.0 innings) while limiting opposing hitters to a .184 (9-49) average.
- Earned the win in the El Paso's first victory of the PCL playoffs on September 8 vs Tacoma, tossing 6.1 innings of one-run ball, striking out four and walking none in El Paso's 7-1 victory.
- Started the Triple-A Championship Game against the Scranton/Wilkes-Barre RailRiders on September 20...Was tagged with the loss, allowing three runs on seven hits and two strikeouts while walking none over 5.0 innings in El Paso's 3-1 defeat.

2015 SEASON

- Split the season between Fort Wayne (A), Tri-City (A) and the Arizona League Padres (R), pitching to a 4-4 record with a 4.14 ERA (40 earned runs/87.0 innings) with 70 strikeouts and 20 walks.
- Earned Northwest League Post-Season All-Star honors for Tri-City...Went 3-0 in 11 starts with a 2.83 ERA (18 earned runs/57.1 innings) with 47 strikeouts against 10 walks.

2014 SEASON

- Split the season between Eugene (A) and Fort Wayne (A), pitching to a combined 0-2 record with a 11.32 ERA (13 earned runs/10.1 innings) in five appearances (three starts).

2012 SEASON

- Made his professional debut for the AZL Padres (R), going 0-1 with a 4.34 ERA (nine earned runs/18.2 innings) in 10 appearances (three starts).

BACKGROUND

- Andrew Walker Lockett graduated from Providence (FL) High School in Jacksonville...Was committed to the University of South Florida out of high school before signing with San Diego.
- Was the first person to reach MLB out of his high school.
- Enjoys fishing and golfing...His favorite band is Metallica and movie is "Pulp Fiction."
- At Providence High School, had 18 homers in 94 at-bats as a junior, one homer shy of the state record...Was named the *Jacksonville Times-Union* All-First Coast baseball player of the year.

CAREER TRANSACTIONS

- Selected by the San Diego Padres in the fourth-round of the 2012 First-Year Player Draft.
- Acquired by the Cleveland Indians from San Diego in exchange for RHP Ignacio Feliz on November 20, 2018.
- Acquired by the New York Mets from Cleveland along with INF Sam Haggerty in exchange for C Kevin Plawewcki on January 6, 2019.

CAREER STATISTICS

YEAR	TEAM	W-L	ERA	G	GS	CG	SHO	SV	IP	H	R	ER	HR	HB	BB	SO	WP	BK
2012	AZL Padres (R)	0-1	4.34	10	3	0	0	0	18.2	25	11	9	2	0	4	13	5	0
2013	AZL Padres (R)	0-0	11.57	3	0	0	0	0	2.1	5	3	3	0	0	2	2	1	0
2014	Fort Wayne (A)	0-0	0.00	1	1	0	0	0	5.0	3	3	0	0	0	1	1	0	0
	Eugene (A)	0-2	21.94	4	2	0	0	0	5.1	13	15	13	0	2	12	1	1	0
2015	Fort Wayne (A)	0-3	7.98	4	4	0	0	0	14.2	20	15	13	2	0	4	10	4	0
	Tri-City (A)	3-0	2.83	11	11	0	0	0	57.1	50	28	18	3	3	10	47	8	0
	AZL Padres (R)	0-1	5.40	3	2	0	0	0	15.0	19	10	9	2	0	6	13	3	1
2016	Fort Wayne (A)	1-3	3.00	8	8	0	0	0	45.0	43	20	15	0	1	8	29	2	1
	Lake Elsinore (A)	4-3	2.98	11	10	0	0	0	66.1	57	28	22	3	4	12	56	5	0
	San Antonio (AA)	4-1	2.08	6	4	0	0	0	34.2	27	8	8	2	2	2	26	0	0
	El Paso (AAA)	1-2	4.50	3	3	0	0	0	18.0	23	10	9	2	2	2	12	1	0
2017	El Paso (AAA)	5-2	4.39	10	10	0	0	0	55.1	67	37	27	9	2	13	33	3	0
	AZL Padres (R)	0-1	5.40	4	4	0	0	0	10.0	11	8	6	1	1	4	12	2	0
2018	El Paso (AAA)	5-9	4.73	23	23	0	0	0	133.1	145	87	70	17	9	33	118	4	0
	SAN DIEGO (NL)	0-3	9.60	4	3	0	0	0	15.0	22	16	16	4	0	10	12	0	0
Minor League Totals		24-28	4.15	101	85	0	0	0	481.0	508	283	222	43	26	113	373	39	2

MAJOR LEAGUE HITTING TOTALS

YEAR	TEAM	AVG.	G	AB	R	H	2B	3B	HR	RBI	SH	SF	HBP	BB	SO	SB	CS	SLG	OBP	E
2018	SAN DIEGO (NL)	.000	4	4	0	0	0	0	0	0	0	0	0	1	4	0	0	.000	.200	0
Career Totals		.154	17	13	0	2	1	0	0	0	1	0	0	0	7	0	0	.231	.154	0

Last Home Run — None

Most Hits, Game — None

Most RBI, Game — None

CAREER FIELDING

POS	G	PO	A	E	PCT	TC	DP
P	4	4	4	0	1.000	8	0



Jed LOWRIE

4 INF

@Jed_Lowrie

@jed.lowrie

HT	6-0	WT	193	BT	S	TH	R
----	-----	----	-----	----	---	----	---

OPENING DAY AGE 34

BIRTHDATE APRIL 17, 1984

BIRTHPLACE SALEM, OR

RESIDES HOUSTON, TX

MLB SERVICE TIME 10 YEARS, 111 DAYS

SIGNED BY NAKIA HILL (BOSTON)

HOW OBTAINED SIGNED AS A FREE AGENT ON JANUARY 15, 2019

CONTRACT STATUS SIGNED THROUGH 2020

☆ **ALL-STAR: 2018**

CAREER HIGHLIGHTS

- Has played every infield position in his career, appearing in 508 games at shortstop (480 starts), 412 games at second base (394 starts), 145 games at third base (111 starts) and 11 games at first base.
- Is a .256 hitter (714-2790) from the left side with 78 home runs and has batted .276 (329-1194) with 26 home runs in his career as a right-handed hitter.
- Is one of five infielders to compile at least 4.0 wins above replacement (*Baseball Reference*) and 153 games played in each of the last two seasons...The others are Francisco Lindor, Paul Goldschmidt, Alex Bregman and Nolan Arenado.

2018 SEASON

- Received three AL MVP votes, finishing 20th in the balloting... Were the first MVP votes he garnered in his career.
- Posted career-highs with 23 home runs and 99 RBI and led American League second basemen with a .993 fielding percentage...Also had career highs in games (157), walks (78) and strikeouts (128).
- Was named to his first All-Star Team...Entered the Midsummer Classic in the sixth inning and went 0-2 with a walk.
- Ranked eighth in the AL in RBI and walks and ninth in batting with runners in scoring position (.324, 47-145)...Also tied for sixth in the AL in games, tied for seventh in at bats (596), tied for 10th in multi-hit games (48) and three-hit games (12).
- Ranked second in the majors with 82 RBI as a second baseman behind only Cincinnati's Scooter Gennett (92)...His 18 home runs were tied for second among AL second basemen.
- Led the majors with 21 RBI in the eighth inning...Was second in the AL in game-winning RBI (18), tied for fourth in RBI in the seventh inning or later (37) and tied for sixth in go-ahead RBI (24).
- His 99 RBI ranked second among major league switch hitters behind Cleveland's José Ramírez (106)...Batted .273 (111-407) with 19 of his 23 home runs against right-handed pitchers compared to .254 (48-189) against left-handers
- Hit 19 of his 23 home runs on the road and slugged .522 on the road compared to .366 in Oakland...Tied for fourth in the AL in road home runs and ranked 10th in road slugging.
- Was batting .285 (103-362) with 16 home runs and 62 RBI in 94 games at the All-Star break.

CAREER BESTS

HITS, GAME

4 hits

9x, last, 6/26/18, Oakland at Detroit

HOME RUNS, GAME

2 home runs

3x, last, 5/8/17, Oakland vs. Los Angeles-AL

MULTI-HR GAMES

3 multi-home run games

3 two-home run games

LEADOFF HR

None

INSIDE-THE-PARK HR

None

WALK-OFF HOME RUNS

2 walk-off home runs

last, 5/8/17, Oakland vs. Los Angeles-AL (Deolis Guerra)

PINCH-HIT HOME RUNS

1 pinch-hit home run

9/13/15, Houston at Los Angeles-AL (Huston Street)

RBI, GAME

5 RBI

9/19/17, Oakland at Detroit

STOLEN BASES, GAME

1 stolen base

7x, last, 4/8/15, Houston vs. Cleveland

HITTING STREAK

12 games

8/18/13-8/30/13

GRAND SLAMS

3 grand slams

last, 9/19/17, Oakland at Detroit (Alex Wilson)

- Homered on his birthday for the first time in his career April 17 against Chicago-AL...Is 7-22 (.318) with two doubles, a home run and four RBI in seven career games on his birthday.
- Notched the 1,000th hit of his career on August 12 at the Angels (was also his 250th career double).
- Hit his 100th career home run on August 14 vs. Seattle off Félix Hernández.

POSTSEASON

- Started at second base and scored a run in Oakland's 7-2 loss to the Yankees in the AL Wild Card Game.

2017 SEASON

- Set an Oakland record and a career-high with 49 doubles, which ranked second in the majors to Cleveland's José Ramírez (56)...Was the eighth-highest double total by a switch hitter in major league history.
- Had career highs in runs (86), doubles and extra base hits (66)...His 153 games played were his most since appearing in 154 contests in 2013...Marked the third time in his 10 seasons in the majors he played in 100 or more games.
- Appeared in 136 games at second base and one at third base (Sept. 6 vs. Los Angeles-AL).

2016 SEASON

- Missed two weeks with a right shin contusion from May 10-25.
- Was placed on the 15-day DL August 5, retroactive to August 4, with a bunion on his left foot...Missed the rest of the season...Had successful surgery on his left toe and foot on August 31 at Houston Methodist Hospital...Dr. Kevin Varner performed a left great toe repair with a left foot bunionectomy.

2015 SEASON

- Missed 83 games while on the disabled list with a torn ligament in his right thumb...Tore the ligament sliding into home plate on April 27 at San Diego and was placed on the 15-Day DL the next day.
- Made 45 starts at third base, 16 at shortstop and one at designated hitter...Each of his 16 starts at short came before going on the DL...All 45 of his starts at third came following his return from the DL...Did not commit an error in 17 games and 74 total chances overall at shortstop.
- Averaged a career-best 4.13 pitches per plate appearance...Matched his career high with five intentional walks.

POSTSEASON

- Played in four postseason games and went 0-4, all as a pinch hitter...Made his lone defensive appearance in the postseason at third base in Game 3 after pinch hitting for Marwin González.

2014 SEASON

- Missed 16 games at the end of August with a fractured right index finger.
- Had career-highs in intentional walks (five) and hit by pitches (five).
- The switch hitter batted .261 (92-353) with five of his six home runs when batting left-handed compared to .221 (33-149) when hitting right-handed...All six of his home runs were solo shots.
- Appeared exclusively at shortstop on defense...Started games in every spot in the order except fourth and ninth.
- Had a two-run double in the seventh inning May 12 against Chicago (AL) for his 500th career hit.
- Had a game-winning RBI single in the bottom of the ninth inning on September 6 vs. Houston...Was his third career walk-off RBI.

POSTSEASON

- Started in the A's 12-inning defeat against Kansas City in the AL Wild Card Game.

2013 SEASON

- Set an Oakland record for hits by a switch-hitter (175)...Ranked second in the AL with 45 doubles.
- Played in a then-career-high 154 games...Prior to 2013, he had not appeared in more than 97 games in any of his five seasons in the majors.
- Posted career highs in batting average (.290), at bats (603) and hits...Tied for second in the AL with 17 games of three or more hits.
- The switch-hitter batted .310 (66-213) when hitting right-handed compared to .279 (109-390) as a lefty...Hit 14 of his 15 home runs off righties.
- Led AL shortstops in slugging percentage (.472), doubles (40) and extra base hits (54), ranked second in batting average (.290), third in RBI (66) and tied for third in home runs (13).
- Started 150 games, including 115 at shortstop, 23 at second base and 12 at designated hitter.
- Had a career-high 12-game hitting streak from August 18-30 (20-50, .400).

POSTSEASON

- Started all five games at shortstop in the ALDS against Detroit and went 3-20 (.150) with a home run and three RBI.

2012 SEASON

- Hit a then-career-high 16 home runs in his first season with the Astros...Ranked third in homers among NL shortstops...Also ranked second among NL shortstops with his .436 slugging percentage.
- Finished his season by not committing an error in his final 31 games (116 total chances)...Also began his season with a 23-game errorless streak before committing his first error May 9 vs. Miami.
- Began the season on the DL and missed the first six games of the season with a sprained right thumb before being activated on April 13.
- Sustained a sprained right ankle, which placed him on the DL for a second time from July 15 to August 11 (missed 52 games).
- Hit home runs in three consecutive games from June 7-9.

2011 SEASON

- Had a career-high four triples in 88 games with Boston.
- Saw action at all four infield positions with 49 games at shortstop, 33 at third base, four at first base and one at second base.
- Was out from June 17-August 8 with a left shoulder strain...Hit .270 (53-196) in 55 games before the trip to the DL and .221 (25-113) after.
- Began a 5-4-3 triple play in game two of a doubleheader on August 16 against Tampa Bay.

2010 SEASON

- Missed the first 94 games with mononucleosis.
- Launched his first career walk-off home run on August 21 vs. Toronto (Casey Janssen)...Was a leadoff blast in the 11th inning.
- Reached base safely in 23-straight starts from August 27-September 29.
- Had his first two multi-homer games, September 14 at Seattle and October 3 vs. the Yankees.

2009 SEASON

- Made his first career Opening Day roster and start...Was limited to 32 games in the majors due to two stints on the Disabled List.
- Missed time with a left wrist sprain from April 13-July 18...Underwent an ulnar styloid excision and arthroscopic ligament repair on April 21.
- Was shelved for another month from August 8-September 8 with ulnar neuritis in his left wrist.
- Belted his first career grand slam on the final day of the regular season, October 4 vs. Cleveland (off Chris Perez).

POSTSEASON

- Played in all three of Boston's ALDS games vs. the Angels.

2008 SEASON

- Finished among AL rookie leaders in sacrifice flies (tied for major league lead, eight), doubles (fifth, 25), triples (tied for sixth, three), walks (eighth, 35) and extra-base hits (10th, 30)...Led all rookies with 21 doubles after the All-Star break.
- Made his major league debut on April 15 at Cleveland...Had a two-run single in the seventh inning for his first career hit...Finished with three RBI, the most by a Red Sox hitter in his debut since 1947 (Merrill Combs, also three RBI).
- Hit safely in his first eight games with an at-bat, going 10-28 (.357) from April 15-26.
- Connected on his first career home run on May 10 at Minnesota off Glen Perkins.
- Set a major league record for rookie shortstops, handling 155 chances without making an error.

POSTSEASON

- Played in nine of Boston's 11 playoff games... Batted .364 (4-11) in the ALDS vs. the Angels, including a series-clinching, walk-off RBI single in the ninth inning of Game 4...Became the fourth rookie in major league history with a series-ending, walk-off hit.

2007 SEASON

- Split his season between Portland (AA) and Pawtucket (AAA)...Was named the Red Sox Minor League Offensive Player of the Year.
- Was a *Baseball America* Minor League and Double-A All-Star.
- Was an Eastern League Mid-Season All-Star.

2005 SEASON

- Was named a New York-Penn League All-Star in his first professional season with Lowell (A).
- Led the NYPL with a .429 OBP and tied for fifth with his .328 (66-201) average.

BACKGROUND

- Jed Carlson Lowrie graduated from North Salem (OR) High School before attending Stanford University.

- At Stanford, earned First-Team All-American and All-Pac-10 honors from *Baseball America* in 2004 and 2005...Hit .338 with 47 doubles, 31 homers, 162 RBI and 143 runs in 179 games over three seasons while posting a .565 slugging percentage and .428 on-base percentage... Named a *Baseball America* Pre-Season First-Team All-American on three occasions...As a sophomore in 2004, captured Pac-10 Player of the Year honors after winning the conference Triple Crown with a .399 batting average, 17 home runs and 68 RBI.
- Was a 2004 national semifinalist for the Dick Howser Trophy, presented annually to the nation's top collegiate player...In 2005, led the Cardinal with 14 homers, 66 RBI, a .594 slugging percentage and .416 OBP, while batting .317 and starting all 59 of Stanford's games.
- Enjoys cooking and photography in his spare time...His mom, who was a 4-H Extension Agent, taught him how to cook.
- Has a large wine collection...Collects sports memorabilia as well.
- Traveled to Colombia in January 2015 as a sports envoy in Major League Baseball's "Diamond Diplomacy" program in conjunction with the U.S. Department of State...His wife served in State Department as a foreign service officer.
- On the 15-Day Disabled List, March 31 (retroactive to March 26)-April 14, 2010, with mononucleosis... Was transferred to the 60-Day Disabled List on April 14 and activated on July 21.
- On the 15-Day Disabled List, June 17-August 7, with a sore left shoulder.
- Acquired by the Houston Astros along with RHP Kyle Weiland from Boston in exchange for RHP Mark Melancon on December 14, 2011.
- On the 15-Day Disabled List, April 6 (retroactive to March 30)-April 12, 2012, with a sprained right thumb.
- On the 15-Day Disabled List, July 15-September 10, 2012, with a sprained right ankle.
- Acquired by the Oakland Athletics from Houston along with RHP Fernando Rodriguez in exchange for INF Chris Carter, RHP Brad Peacock and C Max Stassi on February 4, 2013.
- On the 15-Day Disabled List, August 14-September 1, 2014, with a fractured right index finger.
- Signed as a free agent by the Houston Astros on December 15, 2014 to a four-year contract.
- On the 15-Day Disabled List, April 28, 2015 with a torn ligament in his right thumb...Transferred to the 60-Day Disabled List, May 18-July 30.
- Acquired by the Oakland Athletics from Houston in exchange for RHP Brendan McCurry on November 25, 2015.
- On the 15-Day Disabled List, May 11 (retroactive to May 10)-May 25, 2016, with a right shin contusion.
- On the 15-Day Disabled List, August 5, 2016 (retroactive to August 4), with bunion on his left foot...Transferred to the 60-Day Disabled List August 17...Missed the rest of the season.
- Signed as a free agent by the New York Mets on January 15, 2019 to a two-year contract.

CAREER TRANSACTIONS

- Selected by the Boston Red Sox as a supplemental pick following the first round (45th overall) in the 2005 First-Year Player Draft.
- On the 15-Day Disabled List, April 12-July 6, 2009, with a sprained left wrist.
- On the 15-Day Disabled List, August 8 (retroactive to August 7)-September 8, 2009, with ulnar neuritis in his left wrist.

METS FROM BOTH SIDES

The following Mets have hit home runs from both sides of the plate in one game:

Player	Date
Lee Mazzilli	9/3/78 at Los Angeles
Howard Johnson	8/31/91 at Cincinnati
Bobby Bonilla	4/23/93 vs. San Diego
Bobby Bonilla	6/10/93 vs. Philadelphia
Bobby Bonilla	5/4/94 vs. San Francisco
Todd Hundley	6/18/94 at Florida
Bobby Bonilla	5/12/95 vs. Montreal
Todd Hundley	5/18/96 at San Francisco
Todd Hundley	6/10/96 vs. Atlanta
Carl Everett	4/20/97 vs. Chicago (G1)
Todd Hundley	5/5/97 vs. Colorado
Todd Hundley	7/30/97 vs. Cincinnati

Player	Date
Tony Clark	8/3/03 vs. St. Louis
José Reyes	8/23/03 at Atlanta
Carlos Beltrán	7/30/06 at Atlanta
José Reyes	8/15/06 at Philadelphia
Carlos Beltrán	6/30/07 at Philadelphia
Carlos Beltrán	9/17/08 at Washington
Carlos Beltrán	9/26/10 at Philadelphia
Carlos Beltrán	5/12/11 at Colorado
Asdrúbal Cabrera	8/26/16 vs. Philadelphia
Asdrúbal Cabrera	4/10/18 at Miami
José Reyes	8/1/18 at Washington

CAREER STATISTICS

YEAR	TEAM	AVG	G	AB	R	H	2B	3B	HR	RBI	SH	SF	HB	BB	SO	SB	CS	SLG	OBP	E
2005	Lowell (A)	.328	53	201	36	66	12	0	4	32	2	1	2	34	30	7	5	.448	.429	10
2006	Wilmington (A)	.262	97	374	43	98	21	6	3	50	0	8	2	54	65	2	2	.374	.352	25
2007	Portland (AA)	.297	93	337	61	100	31	7	8	49	3	2	1	65	58	5	3	.501	.410	13
	Pawtucket (AAA)	.300	40	160	21	48	16	1	5	21	0	2	3	12	33	0	1	.506	.356	7
2008	Pawtucket (AAA)	.268	53	198	35	53	14	2	5	32	0	5	0	31	43	1	0	.434	.359	7
	BOSTON (AL)	.258	81	260	34	67	25	3	2	46	2	8	1	35	68	1	0	.400	.339	2
2009	BOSTON (AL)	.147	32	68	5	10	2	0	2	11	0	2	0	6	20	0	0	.265	.211	1
	Pawtucket (AAA)#	.176	22	68	9	12	3	0	3	8	0	1	1	13	13	0	0	.353	.313	4
	Portland (AA)#	.600	1	5	1	3	1	0	0	2	0	0	0	0	0	0	0	.800	.600	0
	Lowell (A)#	.182	3	11	2	2	2	0	0	1	0	0	0	2	1	0	0	.364	.308	1
2010	BOSTON (AL)	.287	55	171	31	49	14	0	9	24	0	0	1	25	25	1	1	.526	.381	0
	Lowell (A)#	.400	6	15	2	6	1	0	0	5	0	1	0	5	1	0	0	.467	.524	0
	Pawtucket (AAA)#	.333	4	15	3	5	3	0	1	4	0	1	0	1	4	1	0	.733	.353	5
2011	BOSTON (AL)	.252	88	309	40	78	14	4	6	36	1	6	2	23	60	1	1	.382	.303	15
	Pawtucket (AAA)#	.412	5	17	2	7	4	0	0	5	0	0	0	2	1	0	0	.647	.474	0
2012	Okla. City (AAA)#	.500	2	6	1	3	0	0	0	3	0	1	0	1	1	0	0	.500	.500	0
	HOUSTON (NL)	.244	97	340	43	83	18	0	16	42	0	2	2	43	65	2	0	.438	.331	8
2013	OAKLAND (AL)	.290	154	603	80	175	45	2	15	75	3	4	2	50	91	1	0	.446	.344	18
2014	OAKLAND (AL)	.249	136	502	59	125	29	3	6	50	2	6	5	51	79	0	0	.355	.321	13
	Sacramento (AAA)#	.222	2	9	1	2	0	0	0	0	0	0	0	1	0	0	0	.222	.222	1
2015	HOUSTON (AL)	.222	69	230	35	51	14	0	9	30	0	2	3	28	43	1	0	.400	.312	3
	Corpus Christi (AA)#	.214	5	14	0	3	1	0	0	2	0	0	1	0	2	0	0	.286	.267	1
2016	OAKLAND (AL)	.263	87	338	30	89	12	1	2	27	0	4	1	26	65	0	0	.322	.314	6
	Nashville (AAA)#	.250	1	4	1	1	0	0	0	0	0	0	1	0	0	0	0	.250	.400	0
2017	OAKLAND (AL)	.277	153	567	86	157	49	3	14	69	0	3	2	73	100	0	1	.448	.360	5
2018	OAKLAND (AL)	.267	157	596	78	159	37	1	23	99	0	3	3	78	128	0	0	.448	.353	4
Minor League Totals		.285	387	1434	218	409	109	16	29	214	5	22	10	221	253	16	11	.444	.379	74
Major League Totals		.262	1109	3984	521	1043	259	17	104	509	8	40	22	438	744	7	3	.414	.335	80

rehabilitation assignment

CAREER PLAYOFF STATISTICS

YEAR	RND	TEAM/OPP	AVG	G	AB	R	H	2B	3B	HR	RBI	SH	SF	HBP	BB	SO	SB	CS	SLG	OBP	E
2008	ALDS	BOS vs. LAA	.364	3	11	2	4	0	0	0	1	0	0	1	1	3	0	0	.364	.462	1
	ALCS	BOS vs. TBR	.111	6	18	2	2	1	0	0	1	0	1	0	4	4	0	0	.167	.261	0
2009	ALDS	BOS vs. LAA	.000	3	2	0	0	0	0	0	0	0	0	0	0	1	0	0	.000	.000	0
2013	ALDS	OAK vs. DET	.150	5	20	2	3	1	0	1	3	0	0	0	2	7	0	0	.350	.227	0
2014	ALWC	OAK vs. KCR	.000	1	5	0	0	0	0	0	0	1	0	0	0	0	0	0	.000	.000	0
2015	ALWC	HOU vs. NYY	.000	1	1	0	0	0	0	0	0	0	0	0	0	0	0	0	.000	.000	0
	ALDS	HOU vs. KCR	.000	3	3	0	0	0	0	0	0	0	0	0	1	0	0	0	.000	.000	0
2018	ALWC	OAK vs. NYY	.000	1	4	1	0	0	0	0	0	0	0	0	0	1	0	0	.000	.000	0
Postseason Totals			.141	23	64	7	9	2	0	1	5	1	1	1	7	17	0	0	.219	.233	1
Wild Card Totals			.000	3	10	1	0	0	0	0	0	1	0	0	0	1	0	0	.000	.000	0
LDS Totals			.194	14	36	4	7	1	0	1	4	0	0	1	3	12	0	0	.306	.275	1

ALL-STAR GAME

YEAR	LEAGUE/SITE	AVG	G	AB	R	H	2B	3B	HR	RBI	SH	SF	HBP	BB	SO	SB	CS	SLG	OBP	E
2018	AL/Washington	.000	1	2	0	0	0	0	0	0	0	0	0	1	0	0	0	.000	.333	0

CAREER FIELDING

POS	G	PO	A	E	PCT	TC	DP
SS	508	561	1267	49	.974	1877	257
2B	412	613	1034	20	.988	1667	255
3B	145	80	211	10	.967	301	15
1B	11	22	2	1	.960	25	2



Seth LUGO

67 RHP

@seth_lugo

@jslugo

HT	6-4	WT	225	BT	R	TH	R
----	-----	----	-----	----	---	----	---

OPENING DAY AGE 29
BIRTHDATE NOVEMBER 17, 1989
BIRTHPLACE SHREVEPORT, LA
RESIDES SHREVEPORT, LA
MLB SERVICE TIME 2 YEARS, 82 DAYS
SIGNED BY TOMMY JACKSON
HOW OBTAINED METS 34TH-ROUND PICK IN THE 2011 FIRST-YEAR PLAYER DRAFT
CONTRACT STATUS ARBITRATION ELIGIBLE AFTER 2019. ELIGIBLE FREE AGENT AFTER 2022

2018 SEASON

- Was 2-2 with three saves and a 2.30 ERA (20 earned runs/78.1 innings) in 49 games in relief and 1-2 with a 3.91 ERA (10 earned runs/23.0 innings) in five starts (May 31-June 25).
- For the second consecutive year pitched exactly 101.1 innings... Was second on the team with 11 holds.
- Was fifth in the NL and 12th in the majors with 78.1 relief innings... Finished second in the NL and seventh in the majors with 27 relief outings of more than 1.0 inning.
- Had a 1.52 ERA (nine earned runs/53.1 innings) at home, the third-lowest in the majors (min. 50.0 innings)...Only Hyun-Jin Ryu (1.15) and Blake Snell (1.27) had lower home marks.
- Tossed a career-high 17.0-consecutive scoreless innings with 19 strikeouts from May 1-25...Was the longest single-season scoreless streak by a Mets reliever since Jeurys Familia's 17.0 scoreless inning streak from June 8-July 19, 2016...Also had a 13.0-inning scoreless streak from May 31-June 10.
- Earned his first major league save on August 12 at Miami with 1.0 scoreless inning in a 4-3 win...Also earned a save on September 9 vs. Philadelphia and September 26 vs. Atlanta...Had three professional saves prior to the 2018 season, all with St. Lucie (A) of the Florida State League in 2014.
- According to StatCast, ranked second in the majors with an average spin rate of 3,173 rpm on his curveballs (min. 150 curveballs thrown).
- Was 1-1 with three saves and a 1.64 ERA (seven earned runs/38.1 innings) vs. NL East teams.
- Held opponents to a .192 (15-78) batting average with RISP.
- Posted a 1.42 ERA (three earned runs/19.0 innings) over his final 13 contests (August 19-September 26).
- Became the third pitcher in major league history with consecutive relief appearances of 2.0 innings or fewer with five or more strikeouts, September 9-13.
- Right-handers went 49-200 (.245) and lefties were 32-174 (.184).

2017 SEASON

- Missed the first nine weeks of the season after being placed on the 10-Day Disabled List on April 2 due to right elbow inflammation...After going on a rehabilitation assignment in St. Lucie (A) on May 18, he was transferred to the 60-Day DL on May 26...Went on another rehab assignment on May 27 in Binghamton (AA) and was activated from the 60-Day Disabled List on June 11, when he made his season debut at Atlanta.

CAREER BESTS

WIN STREAK

6 games
8/25/16-6/11/17

LOSS STREAK

2 games
3x, last, 6/15/18-6/25/18

STRIKEOUTS, GAME

8 strikeouts
2x, last, 6/10/18 vs. New York-AL

LONGEST OUTING, STARTER

7.0 innings
3x, last, 6/11/17 at Atlanta

LONGEST OUTING, RELIEVER

3.0 innings
7x, last, 7/4/18 at Toronto

MOST WALKS, GAME

4 walks
3x, last, 7/9/18 vs. Philadelphia

SCORELESS STREAK

17.0 innings
5/1/18-5/25/18

LAST COMPLETE GAME

None

LUGO, SETH

- Tied a franchise record by winning six consecutive road starts from August 25, 2016-June 29, 2017... Tom Seaver and Jerry Koosman each did that twice...Seaver did so from September 20, 1968-May 21, 1969 and August 9-September 27, 1969 while Koosman did it from April 11-June 4, 1968 and September 11, 1972-April 29, 1973.
- Pitched 5.0 or more innings in each of his first 19 starts, the second-longest streak in team history... Matt Harvey began his career with 44 straight starts of at least 5.0 or more innings.
- Also on the 10-Day Disabled List from August 15-27, with a right shoulder impingement...Returned and started the second game of a doubleheader on August 27 against the Nationals.
- Hit his first career home run with a solo shot in his July 15 start off of Colorado's Chris Rusin in the third inning at Citi Field...Was called on to pinch-hit for the first time in his career on August 9 at Texas.
- Went 2-1 with a 4.20 ERA (seven earned runs/15.0 innings) in three starts for Puerto Rico during the World Baseball Classic...He started the Championship Game vs. the United States.

2016 SEASON

- Was with the Mets from June 30-July 2, July 6-August 2 and August 12 through the end of the season.
- The Mets won each of the last seven games he started (August 25-September 28)...Went 5-0 with a 2.45 ERA (11 earned runs/40.1 innings).
- In eight starts after joining the rotation, he went 5-1 with a 2.68 ERA (14 earned runs/47.0 innings).
- Earned his first major league win in his second career start in the Mets' 10-6 victory against the Cardinals on August 25 at Busch Stadium...Tossed 5.0 scoreless innings and allowed two hits.

2014 SEASON

- Finished fifth in the Florida State League in strikeouts (114).

2012 SEASON

- Missed the entire season after undergoing lumbar fusion surgery.

BACKGROUND

- Jacob Seth Lugo graduated from Parkway (LA) High School...Lettered in baseball, soccer, football (punter) and track...He was a state finalist in the high-jump (6 feet, 2 inches).
- Went to Centenary (LA) College when it was a Division 1 school...Earned Second Team All-Summit League Honors in 2010.
- Went 2-1 with a 4.20 ERA (seven earned runs/15.0 innings) in three starts for Puerto Rico during the 2017 World Baseball Classic...He started the Championship Game vs. the United States...His paternal grandfather was born in Puerto Rico.

CAREER TRANSACTIONS

- Selected by the New York Mets in the 34th round of the 2011 First-Year Player Draft.
- On the 10-Day Disabled List, April 2 (retroactive to March 30) to June 11, 2017, due to right elbow inflammation...Transferred to the 60-Day DL on May 26.
- On the 10-Day Disabled List, August 15-27, 2017, with a right shoulder impingement.

PITCHERS BATTING RECORDS

GAME

Most Hits — 3

Many times, last, Steven Matz
June 28, 2015 vs. Cincinnati

Most Home Runs — 2

Walt Terrell, August 6, 1983 at Chicago- NL
Noah Syndergaard,

May 11, 2016 at Los Angeles-NL

Most RBI — 4

eight times, last, Noah Syndergaard,
May 11, 2016 at Los Angeles-NL

SEASON

Most Hits — 21

Dwight Gooden (1985)

Most Home Runs — 3

Tom Seaver (1972), Walt Terrell (1983) &
Noah Syndergaard (2016)

Most RBI — 10

Tom Seaver (1970)

CAREER STATISTICS

YEAR	TEAM	W-L	ERA	G	GS	CG	SHO	SV	IP	H	R	ER	HR	HB	BB	SO	WP	BK
2011	Kingsport (R)	5-2	3.66	11	10	0	0	0	46.2	42	27	19	5	2	20	44	9	0
2012		Did Not Pitch - Injured																
2013	Brooklyn (A)	2-4	4.19	7	7	0	0	0	34.1	34	16	16	3	1	13	27	3	0
	Savannah (A)	2-2	2.53	5	5	0	0	0	32.0	22	9	9	2	1	6	39	0	0
2014	St. Lucie (A)	8-3	4.11	27	4	0	0	3	105.0	100	55	48	12	4	38	114	7	0
2015	Binghamton (AA)	6-5	3.80	19	19	0	0	0	109.0	108	54	46	8	5	30	97	6	0
	Las Vegas (AAA)	2-2	4.00	5	5	0	0	0	27.0	27	13	12	3	2	5	30	2	0
2016	Las Vegas (AAA)	3-4	6.50	21	14	0	0	0	73.1	103	63	53	10	1	20	62	4	0
	METS	5-2	2.67	17	8	0	0	0	64.0	49	19	19	7	4	21	45	1	1
2017	METS	7-5	4.71	19	18	0	0	0	101.1	114	57	53	13	2	25	85	2	1
	St. Lucie (A)#	0-1	8.10	2	1	0	0	0	6.2	9	7	6	2	1	1	4	0	0
	Binghamton (AA)#	1-1	2.77	2	2	1	0	0	13.0	14	4	4	1	0	2	15	0	0
2018	METS	3-4	2.66	54	5	0	0	3	101.1	81	36	30	9	2	28	103	2	1
Minor League Totals		29-24	4.29	99	67	1	0	3	447.0	459	248	213	46	17	135	432	31	0
Major League Totals		15-11	3.44	90	31	0	0	3	266.2	244	112	102	29	8	74	233	5	3

rehabilitation assignment

MAJOR LEAGUE HITTING TOTALS

YEAR	TEAM	AVG.	G	AB	R	H	2B	3B	HR	RBI	SH	SF	HBP	BB	SO	SB	CS	SLG	OBP	E
2018	METS	.091	50	11	1	1	0	0	0	0	1	0	0	1	8	0	0	.091	.167	1
Career Totals		.143	85	56	7	8	3	0	1	3	6	1	0	2	20	0	0	.250	.169	1

Last Home Run — July 15, 2017 vs. Colorado (Chris Rusin)

Most Hits, Game — 1 hit, 8x, last, June 15, 2018 at Arizona

Most RBI, Game — 1 RBI, 3x, last - July 15, 2017 vs. Colorado

WORLD BASEBALL CLASSIC

YEAR	CLUB	W-L	ERA	G	GS	CG	SHO	SV	IP	H	R	ER	HR	HB	BB	SO	WP	BK
2017	Puerto Rico	2-1	4.20	3	3	0	0	0	15.0	11	7	7	3	0	5	12	1	0

CAREER FIELDING

POS	G	PO	A	E	PCT	TC	DP
P	90	20	25	1	.978	46	2





Steven MATZ

32 LHP

@Smatz88

HT	6-2	WT	201	BT	R	TH	L
----	-----	----	-----	----	---	----	---

OPENING DAY AGE 27

BIRTHDATE MAY 29, 1991

BIRTHPLACE STONY BROOK, NY

RESIDES NASHVILLE, TN

MLB SERVICE TIME 3 YEARS, 99 DAYS

SIGNED BY LARRY IZZO JR.

HOW OBTAINED METS SECOND-ROUND PICK
IN THE 2009 FIRST-YEAR PLAYER DRAFT

CONTRACT STATUS FREE AGENT AFTER 2021

STERLING ORGANIZATIONAL PITCHER OF THE YEAR: 2014

2018 SEASON

- Made a career-high 30 starts...Also set career-highs in innings (154.0) and strikeouts (152).
- Had a 3.38 first-half ERA (36 earned runs/96.0 innings) and a 4.97 ERA after the break (32 earned runs/58.0 innings).
- Held opponents to a 15.4 percent line drive rate, the lowest rate in the majors (min. 140.0 innings)...48.8 percent of the balls in play against Matz were grounders, the ninth-highest percentage in the National League (min. 140.0 innings).
- Homered in two straight games (September 13 vs. Miami and September 18 vs. Philadelphia), making him one of three Mets pitchers to go deep in two-straight starts (also, Ron Darling, 1989 and Tom Seaver, 1972)...His two home runs were the most by a Mets pitcher since Noah Syndergaard hit three in 2016... Was the eighth time in franchise history a pitcher hit multiple home runs in a single season.
- Had a 7.28 ERA (24 earned runs/29.2 innings) in the opening frame...In all subsequent innings, posted a 3.19 ERA (44 earned runs/124.1 innings).
- Held opponents to a .219 average (52-237) with runners on... With runners in scoring position, held opponents to a .232 average (32-138), including a .213 (13-61) mark with RISP and two outs...Opponents batted .154 (2-13) with the bases loaded.
- Recorded a 2.25 ERA (six earned runs/24.0 innings) in five May outings, his best ERA in any month...That 2.25 ERA ranked 11th among NL pitchers who made at least five starts in May.
- In six September starts, owned a 2.51 ERA (nine earned runs/32.1 innings) and held opponents to a .170 (19-112) average.
- Threw eight quality starts in his last 10 home outings and posted a 2.90 ERA (20 earned/62.0 innings) in that span...In 15 starts overall at Citi Field during the 2018 season, went 1-6 with a 3.59 ERA (34 earned runs/85.1 innings)...Opponents batted .209 (64-306) against Matz at Citi Field, 12th best in the NL...Matz held opposing batters to a .227 BABIP at home, which was the lowest in the NL.

2017 SEASON

- Underwent surgery to decompress and reposition the ulnar nerve in his left elbow on August 23...The surgery was performed at the Hospital for Special Surgery...Was placed on the 10-Day Disabled List on August 22, retroactive to August 19...Made his last start on August 17 vs. the Yankees.
- Began the season on the 10-Day Disabled List with left elbow inflammation...Went 0-1 with a 6.06 ERA (11 earned runs/16.1 innings) in four combined rehabilitation starts between St. Lucie (A) of the Florida State League and Las Vegas (AAA) of the Pacific Coast League...Made his season debut in Game 2 of a doubleheader on June 10 at Atlanta...Earned the win, tossing 7.0 innings and giving up one earned run.
- Had back-to-back scoreless starts, as part of a 17.0-inning scoreless streak from June 22-July 3.

CAREER BESTS

WIN STREAK

7 games
4/17/16-5/25/16

LOSS STREAK

7 games
7/9/17-4/1/18

STRIKEOUTS, GAME

11 strikeouts
9/1/18 at San Francisco

LONGEST OUTING

8.0 innings
5/25/16 at Washington

MOST WALKS, GAME

5 walks
2x, last, 9/18/18 at Philadelphia

SCORELESS STREAK

19.0 innings
5/20/16-5/31/16

LAST COMPLETE GAME

None

- Picked up his 200th career strikeout on August 6...Became the eighth Mets starter in franchise history to strike out 200 or more batters in their first 39 career starts, joining Dwight Gooden, Matt Harvey, Noah Syndergaard, Jacob deGrom, Sid Fernandez, Zack Wheeler and Nolan Ryan.
- Recorded his 15th career victory with his win on June 28 at Miami in his 32nd career start, the second-fastest of any pitcher who began their major league career with the Mets...Only Dwight Gooden (28th game) reached 15 wins faster.
- Was called on to pinch-hit with the bases loaded on June 14 against the Cubs and reached on an infield single to drive in a run...Was the second pitcher in franchise history to drive in a run as a pinch hitter...Dwight Gooden accomplished the feat on October 3, 1993 against the Marlins.
- Became the first Mets pitcher to begin his career 4-0 after five career games or starts...He became the third pitcher in team history to remain undefeated after his first six career starts...Joined Eric Hillman (1992) and Mike Scott (1979).
- Recalled from Las Vegas (AAA) on June 27 and made his major league debut on June 28 at Citi Field...Earned the win in the Mets 7-2 victory against the Reds...Pitched 7.2 innings, allowing two runs, earned, on five hits, striking out six and walking three...Was the first Met to win such a start since Gary Gentry tossed 8.2 innings to beat Montreal on April 10, 1969.
- Went 3-for-3 with four RBI in his major league debut, including a two-run double in his first at-bat...His four RBI set a franchise record for any player's major league debut...Was the only pitcher and the 26th player in the last century to collect at least four RBI in his big league debut... He was the sixth pitcher in Mets history to record four RBI in a game...His three hits tied a Mets record for any player's major league debut and tied a club record for a pitcher in any game...Was the seventh pitcher in the last century and just the second in the last 70 years with at least three hits in his major league debut.

2016 SEASON

- Had a bone spur removed from his left elbow on October 4 at the Hospital for Special Surgery... He also received a PRP injection in his left shoulder.
- Placed on the 15-Day Disabled List on August 22 (retroactive to August 15) with left shoulder tightness...Was shut down for the remainder of the season.
- Was tied for sixth in the NL Rookie of the Year voting.
- In his final start of the season, a 5-1 win vs. San Diego on August 14 at Citi Field, he tossed 7.1 no-hit innings before he allowed a single to Alexei Ramirez.. It was the deepest a Mets pitcher had taken a no-hitter since Johan Santana no-hit the Cardinals on June 1, 2012.
- Was named the NL Rookie of the Month for May, going 4-0 with a 1.31 ERA (five earned runs/34.1 innings) in five starts...Struck out 31, walked five and limited opposing hitters to a .172 average.
- Began the year 7-1 with a 2.36 ERA (13 earned runs/49.2 innings) in his first eight starts of the season...Struck out 50 and walked nine.
- Went 11-1 in his first 14 career regular season starts...According to the Elias Sports Bureau, since 1900, he is one of two left-handers to win 11 of their first 14 major league starts...The other was Kazuhisa Ishii for the Dodgers in 2002...Became the first pitcher in franchise history to win 11 of his first 12 major league decisions.
- Also became the 11th player and first pitcher in the last century to record at least three hits and four RBI in his major league debut...Became the first player to go 3-3 or better with at least four RBI in his first major-league game since at least 1920 (when RBI were first tracked)...He is the second pitcher in franchise history to have three hits and four RBI in one game...Also done by Dwight Gooden against the Pirates on September 21, 1985 at Shea.
- Was placed on the Disabled List on July 10, retroactive to July 6, with a partial tear of the lat muscle on his left side...Was reinstated from the DL on September 1.

POSTSEASON

- Became the first Mets pitcher born in New York to start a playoff game for the Mets.
- Appeared in six regular season major league games prior to starting Game 4 of the World Series...According to the Elias Sports Bureau, that is tied for the fewest career regular season games at the time a pitcher made his first major league World Series start...Marty Bystrom also had six regular season appearances before starting Game 5 of the 1980 World Series for the Phillies (also against Kansas City)...Matz' six regular season starts are the third-fewest before his first World Series starts behind Joe Black's two starts in 1952 for Brooklyn and Bystrom's five career starts in 1980.

2015 SEASON

- Became the first pitcher in Mets history to allow two runs or fewer in each of his first five major league starts...His 1.80 ERA after five games was the lowest for any pitcher in team history after five career outings with at least 30.0 total innings pitched.

- Received a no-decision in the Mets' win in Game 4 of the NLCS at Wrigley Field...Started the series-clinching game and pitched 4.2 innings (allowed one run and struck out four).
- Has hosted TRU32 program since the 2016 season...Welcomed 32 police or firemen, military members and other first responders to Citi Field... Each member received a pair of tickets, behind the scenes tour and met with Matz.

2014 SEASON

- Named the Sterling Organizational Pitcher of the Year...Finished the minor league regular season with a 10-9 record and a 2.24 ERA (35 earned runs/140.2 innings) with 131 strikeouts.
- Hurled 7.1 no-hit innings on September 12 vs. Richmond in the EL clinching game...Finished with a no-decision, working 7.1 innings, allowing two hits, one run...Issued two walks and struck out 11 in a 2-1 victory.
- Named to the FSL mid-season All-Star team.
- Raised over \$20,000 in 2016 for Angela's House in Long Island via strikeout totals...Angela's House assists families caring for medically frail children living at home with their parents or in special homes that offer 24 hour nursing support.
- Donated equipment through the Cal Ripken Sr. Foundation to area Little Leagues.
- Was Santa at the Mets 2015 Holiday party for school children.
- Spent a week during the 2015-16 offseason in Honduras...Worked with the non-profit group Hearts 2 Honduras...Helped build a three-room learning center and also played baseball with the youngsters.
- His wife, Taylor, is a country music star in the band The Cains.

2013 SEASON

- Struck out 121 in 106.1 innings (10.24 strikeouts per nine innings) for Savannah (A) of the South Atlantic League.
- Helped lead the Sand Gnats to the SAL Championship...Went 2-0 and did not allow a run in 12.2 innings during the postseason while racking up 17 strikeouts.

2010-2011 SEASONS

- Did not pitch before undergoing Tommy John surgery on May 18, 2010.

BACKGROUND

- Steven Jakob Matz graduated from Ward Melville (NY) High School...As a senior, he went 6-1 with a 0.47 ERA in his first seven starts of the season...In 44.0 innings, he allowed 11 hits, 15 walks with 81 strikeouts...Tossed a complete-game, two-hitter with 11 strikeouts in the first round of the Class AA playoff that year.
- Became the 15th player and the 12th pitcher to appear with the Mets who played high school baseball on Long Island.
- Became the 999th player in Mets history.

CAREER TRANSACTIONS

- Selected by the New York Mets in the second-round of the 2009 First-Year Player Draft.
- On the 15-Day Disabled List, July 6-September 1, 2015, with a partial tear of the lat muscle on his left side.
- On the 15-Day Disabled List, August 15 through the end of the 2016 season, with left shoulder tightness.
- On the 10-Day Disabled List, April 2, retroactive to March 30, 2017, with left elbow inflammation.
- On the 10-Day Disabled List, August 22, retroactive to August 19, 2017, due to surgery to decompress and reposition the ulnar nerve in his left elbow...Missed the rest of the season.
- On th 10-Day Disabled List, August 3, retroactive to August 1-August 16, 2018, with a flexor pronator strain in his left arm.

LAST SEVEN HOME RUNS BY A METS PITCHER

Mets Pitcher	Date	Opponent	Opponent Pitcher
Steven Matz	September 18, 2018	at Philadelphia	Aaron Nola
Steven Matz	September 13, 2018 (1)	vs. Miami	Sandy Alcantara
Seth Lugo	July 15, 2017	vs. Colorado	Chris Rusin
Jacob deGrom	June 18, 2017	vs. Washington	Joe Ross
Noah Syndergaard	August 16, 2016	at Arizona	Braden Shipley
Noah Syndergaard	May 11, 2016	at Los Angeles-NL	Kenta Maeda
Noah Syndergaard	May 11, 2016	at Los Angeles-NL	Kenta Maeda

CAREER STATISTICS

YEAR	TEAM	W-L	ERA	G	GS	CG	SHO	SV	IP	H	R	ER	HR	HB	BB	SO	WP	BK		
2010										Did Not Pitch - Injured										
2011										Did Not Pitch - Injured										
2012	Kingsport (R)	2-1	1.55	6	6	0	0	0	29.0	16	10	5	1	1	17	34	0	0		
2013	Savannah (A)	5-6	2.62	21	21	1	1	0	106.1	86	36	31	4	5	38	121	1	0		
2014	Binghamton (AA)	6-5	2.27	12	12	1	0	0	71.1	66	23	18	3	2	14	69	0	0		
	St. Lucie (A)	4-4	2.21	12	12	0	0	0	69.1	66	21	17	0	5	21	62	2	0		
2015	Las Vegas (AAA)	7-4	2.19	15	14	0	0	0	90.1	69	25	22	6	1	31	94	0	0		
	METS	4-0	2.27	6	6	0	0	0	35.2	34	9	9	4	1	10	34	0	0		
	St. Lucie (A)#	0-0	4.91	2	2	0	0	0	3.2	7	2	2	0	0	1	3	1	0		
	Binghamton (AA)#	1-0	0.00	2	2	0	0	0	11.1	2	0	0	0	0	2	10	0	0		
2016	METS	9-8	3.40	22	22	0	0	0	132.1	129	53	50	14	5	31	129	3	1		
2017	METS	2-7	6.08	13	13	0	0	0	66.2	83	46	45	12	3	19	48	1	0		
	St. Lucie (A)#	0-0	3.00	1	1	0	0	0	3.0	2	1	1	0	0	2	3	0	0		
	Las Vegas (AAA)#	0-1	6.75	3	3	0	0	0	13.1	13	10	10	3	0	2	17	0	0		
2018	METS	5-11	3.97	30	30	0	0	0	154.0	134	77	68	25	10	58	152	0	0		
Minor League Totals		25-21	2.40	74	73	2	1	0	397.2	327	128	106	17	14	128	413	4	0		
Major League Totals		20-26	3.98	71	71	0	0	0	388.2	380	185	172	55	19	118	363	4	1		

rehabilitation assignment

CAREER PLAYOFF STATISTICS

YEAR	RND	TEAM/OPP	W-L	ERA	G	GS	CG	SHO	SV	IP	H	R	ER	HR	HB	BB	SO	WP	BK
2015	NLDS	NYM vs. LAD	0-1	5.40	1	1	0	0	0	5.0	6	3	3	0	0	2	4	0	0
	NLCS	NYM vs. CHC	0-0	1.93	1	1	0	0	0	4.2	4	1	1	0	0	2	4	0	0
	WS	NYM vs. KC	0-0	3.60	1	1	0	0	0	5.0	7	2	2	0	0	5	0	0	
Postseason Totals			0-1	3.68	3	3	0	0	0	14.2	17	6	6	0	0	4	13	0	0

MAJOR LEAGUE HITTING TOTALS

YEAR	TEAM	AVG.	G	AB	R	H	2B	3B	HR	RBI	SH	SF	HBP	BB	SO	SB	CS	SLG	OBP	E
2018	METS	.109	29	46	2	5	1	0	2	4	4	0	0	3	13	0	0	.261	.163	3
Career Totals		.145	74	117	4	17	3	1	2	12	11	1	0	7	32	0	0	.239	.192	5

Last Home Run — September 18, 2018 at Philadelphia (Aaron Nola)

Most Hits, Game — 3 hits, 6/28/15 vs. Cincinnati

Most RBI, Game — 4 RBI, 6/28/15 vs. Cincinnati

CAREER FIELDING

POS	G	PO	A	E	PCT	TC	DP
P	71	7	71	5	.940	83	7





Patrick MAZEIKA

76 C NON-ROSTER INVITEE

[@pattaymaz10](https://twitter.com/pattaymaz10)

[@pattaymaz10](https://instagram.com/pattaymaz10)

HT	6-3	WT	210	BT	L	TH	R
----	-----	----	-----	----	---	----	---

OPENING DAY AGE 25

BIRTHDATE OCTOBER 14, 1993

BIRTHPLACE SPRINGFIELD, MA

RESIDES DAYTONA, FL

MLB SERVICE TIME 0 YEAR, 0 DAYS

SIGNED BY JON UPDIKE

HOW OBTAINED METS EIGHTH-ROUND PICK IN THE 2015 FIRST-YEAR PLAYER DRAFT

CONTRACT STATUS SIGNED THROUGH 2019

2018 SEASON

- Appeared in 87 games for Binghamton (AA) of the Eastern League, making 72 starts behind the plate...Hit a career-high nine home runs.
- Was named an Eastern League mid-season All-Star, his second-straight mid-season honor.

2017 SEASON

- Began the year with St. Lucie (A) of the Florida State League...Was promoted to Binghamton (AA) of the Eastern League on August 14.
- Named to the mid-season and post-season Florida State League All-Star teams.
- Batted .314 (54-172) over the first two months of the season with St. Lucie.
- Batted .363 (33-91) with 42 RBI with runners in scoring position while playing for St. Lucie.
- Recorded 26 multi-hit games (19 two-hit games and seven three-hit games) with St. Lucie.
- Had a 13-game hitting streak from April 26-May 9 where he batted .479 (23-48).
- Drove in five runs on May 21 vs. Dunedin.
- Saw action at catcher, first base and designated hitter during the season.

2016 SEASON

- Batted .367 (22-60) with runners in scoring position.
- Hit .305 (61-200) vs. right-handed pitching and .308 (12-39) vs. left-handed pitching.

2015 SEASON

- Named to the Appalachian League's post-season All-Star team.
- Was the Sterling Award co-winner at Kingsport, emblematic of the top player on his team.
- Led the Appalachian League in doubles (27) and on-base percentage (.451)...Was second in the circuit in batting average (.354), RBI (48) and hits (80)...Was tied for second in extra-base hits (32), third in slugging percentage (.540) and fourth in total bases (122).

BACKGROUND

- Patrick Alan Mazeika graduated from Salisbury (CT) High School before attending Stetson University.
- His high school baseball team went 33-0 during his senior year...Also played high school football and basketball.
- Earned first-team Atlantic Sun all-conference honors during his freshman and junior seasons at Stetson.
- Also voted a first-team freshman All-American by *Baseball America* in 2013.
- His father, Joe, played baseball at Springfield College (MA).

CAREER TRANSACTIONS

- Selected by the New York Mets in the eighth round of the 2015 First-Year Player Draft.

CAREER STATISTICS

YEAR	TEAM	AVG	G	AB	R	H	2B	3B	HR	RBI	SH	SF	HBP	BB	SO	SB	CS	SLG	OBP	E
2015	Kingsport (R)	.354	62	226	44	80	27	0	5	48	0	1	17	24	26	1	0	.540	.451	1
2016	Columbia (A)	.305	70	239	34	73	14	0	3	35	1	5	10	38	39	2	0	.402	.414	4
2017	St. Lucie (A)	.287	100	352	45	101	21	0	7	50	0	2	12	48	53	2	2	.406	.398	5
	Binghamton (AA)	.333	6	21	3	7	5	0	0	5	0	0	0	2	6	0	0	.571	.391	0
2018	Binghamton (AA)	.231	87	295	32	68	12	0	9	39	0	2	5	39	35	0	0	.363	.328	4
Minor League Totals		.290	325	1133	158	329	79	0	24	177	1	10	44	151	159	5	2	.424	.392	14



Jeff McNEIL

6 INF/OF

@JeffMcNeil805

@jeffmcneil805

HT	6-1	WT	195	BT	L	TH	R
----	-----	----	-----	----	---	----	---

OPENING DAY AGE 26
BIRTHDATE APRIL 8, 1992
BIRTHPLACE SANTA BARBARA, CA
RESIDES NIPOMO, CA
MLB SERVICE TIME 0 YEARS, 69 DAYS
SIGNED BY DREW TOUSSAINT
HOW OBTAINED METS 12TH-ROUND PICK IN THE 2013 FIRST-YEAR PLAYER DRAFT
CONTRACT STATUS ARBITRATION ELIGIBLE AFTER 2021. ELIGIBLE FREE AGENT AFTER 2024

2018 SEASON

- Finished tied for sixth in the NL Rookie of the Year Award voting, garnering one fifth-place vote...His .329 average and six triples led all NL rookies.
- Had his contract selected from Las Vegas (AAA) of the Pacific Coast league on July 24...Made his major league debut that night as a pinch-hitter and recorded his first MLB hit with a single.
- Made his first MLB start on July 26 at Pittsburgh (started at third base)...Hit his first major league homer and recorded his first RBI on July 31 at Washington.
- Hit .329 (74-225) with three homers, 11 doubles, six triples, 19 RBI, a .381 OBP and 35 runs scored...From his debut through the end of the season, led the Mets with 74 hits (tied for eighth in majors) and a .329 average (eighth in majors, min. 200 PA)...Ranked second on the team in that span with a .381 OBP (13th in NL).
- His .381 OBP was the third-highest by a Mets rookie in franchise history...Only Wally Backman (.387) and Dave Magadan (.386) posted a higher OBP in their rookie season (min. 200 PA).
- Hit .340 (36-106) over 27 games in September with five doubles, three triples, one home run, nine RBI and 18 runs scored...His 36 hits in the month were the third-most in the majors and his .340 average as the fourth-best in the NL for September (min. 80 PA)...His .340 September average ranks as the second-best September average by a Mets rookie in club history (trails Darryl Strawberry, .376 in September 1983 min. 80 PA).
- Hit safely in 34 of his last 40 starts, going 60-167 (.359) with nine doubles, six triples, 15 RBI and 29 runs scored.
- Registered 20 multi-hit games...Had eight games with at least three hits, the most in Mets history through 63 career games.
- His six second-half triples were a Mets rookie record and were tied for the major league lead...Only Mookie Wilson (eight triples in 1981) and Darryl Strawberry (seven triples in 1983) had more as a rookie.
- Had a hit in eight straight at-bats from August 19-22, the longest stretch by a Mets rookie in team history...John Milner held the previous record of seven...Research courtesy of Elias.
- Reached base safely 22 consecutive starts from August 13-September 9, the longest streak by a Mets hitter in 2018, recording a .443 OBP in those games.
- Hit safely in 14-straight starts from August 13-28 (23-58, .397).
- Had a career-best 11-game hitting streak from August 16 (2)-August 26, tied for the third-longest among NL rookies...Went 19-40 (.475) with three doubles, two triples, five RBI and a 1.123 OPS in that span.

CAREER BESTS

HITS, GAME

4 hits

3x, last, 9/23/18 at Washington

HOME RUNS, GAME

1 home run

3x, last, 9/14/18 at Boston

MULTI-HR GAMES

None

LEADOFF HR

None

INSIDE-THE-PARK HR

None

WALK-OFF HOME RUNS

None

PINCH-HIT HOME RUNS

None

RBI, GAME

2 RBI

4x, last, 9/12/18 (G1) vs. Miami

STOLEN BASES, GAME

1 stolen base

7x, last, 9/28/18 vs. Miami

HITTING STREAK

11 games

8/16/18-8/26/18

GRAND SLAMS

None

McNEIL, JEFF

- Was named the Sterling Award winner for Binghamton (AA), emblematic of the team's MVP.
- At the time of his promotion to the majors, batting .342 (116-339) with 26 doubles, five triples, 19 home runs, 71 RBI, 72 runs scored, a .411 OBP, a .617 slugging percentage and a 1.150 OPS in 88 combined games between Binghamton (AA) of the Eastern League and Las Vegas (AAA) of the Pacific Coast League...His 1.028 OPS was fifth-highest among all full-season minor league players while his .617 slugging percentage was third-best among full-season minor leaguers...His 71 RBI were 15th-most in the minors.
- Hit .368 (46-125) with 10 doubles, two triples, five homers, 28 RBI and a 1.027 OPS in 31 games for the 51s...His run with Vegas included an 18-game hitting streak from June 18-July 6 during which he batted .421 (32-76) with 13 extra-base hits, 20 RBI and 15 runs scored...He hit safely in each of his final seven games with Las Vegas prior to his promotion and in 28 of 31 games overall.

2017 SEASON

- Played in 48 games between St. Lucie (A) and Las Vegas (AAA) of the Pacific Coast League...Missed time with a quad injury.

2016 SEASON

- Was limited to three games with Binghamton (AA) due to a core muscle repair (double sports hernia) and a torn labrum.

2015 SEASON

- Earned mid-season and post-season Florida State League All-Star honors.
- Led all FSL hitters with a .373 OBP and 80 runs scored...Finished second in the league with a .312 average (146-468).
- Was promoted to Binghamton (AA) of the Eastern League in September.

2014 SEASON

- Split his season between Savannah (A) of the South Atlantic League and St. Lucie (A) of the Florida State League.
- Was named a mid-season SAL All-Star at Savannah...Batted .332 (77-232) in 59 games before his promotion to St. Lucie.

2013 SEASON

- Made his professional debut with Kingsport (R) of the Appalachian League.
- Ranked second in the league with a .329 (54-164) average in 47 games...His .413 OBP was the league's third-best.

BACKGROUND

- Jeff McNeil graduated from Nipomo (CA) High School before attending Long Beach State.
- Began using a knobless bat in 2016 after one was given to him by Lamar Johnson, the Mets minor league hitting coordinator...Has used one ever since.
- At Nipomo, played golf, baseball and basketball... Was a three-time All-League selection in golf and a two-time honoree in basketball.
- Was named to the All-Academic Big West team in 2012.
- Is a scratch golfer...Participated in the US Junior Amateur Golf Tournament in 2009...Jordan Spieth played in the same tournament.
- His brother Ryan was a third-round selection by the Chicago Cubs in the 2012 First-Year Player Draft and has pitched in the Cubs system since 2012, most recently with Tennessee (AA) of the Southern League in 2018.

CAREER TRANSACTIONS

- Selected by the New York Mets in the 12th round of the 2013 First-Year Player Draft.

NINE FOR NINE

The Mets' club record for the most hits in consecutive official at-bats is nine, first set by Jose Vizcaino in 1996 and then tied by John Olerud in 1998. Vizcaino's streak began on April 23 with a double against the Reds at Shea. In Jose's next plate appearance, he sacrificed. After that, he hit two singles, a double, two more singles, another double, a single, a triple and then struck out in the ninth inning against Jeff Parrett to end the streak on April 25 at St. Louis.

In 1999, Olerud tied the club record with nine consecutive hits, from his final at-bat on September 16 at Houston to September 20 vs. Florida. The streak came to an end when he grounded to second in the third inning of the Mets' September 22 contest vs. Montreal.

Olerud tied a National League record with his first-inning walk on September 22 vs. Montreal, reaching base 15 straight times dating back to a single in his final at-bat on September 16th at Houston. Barry Bonds reached base 15 straight times from August 31-September 4, 2004 (9-9 with six walks).

CAREER STATISTICS

YEAR	TEAM	AVG	G	AB	R	H	2B	3B	HR	RBI	SH	SF	HBP	BB	SO	SB	CS	SLG	OBP	E
2013	Kingsport (R)	.329	47	164	26	54	9	2	0	18	3	5	10	17	14	11	2	.409	.413	5
2014	Savannah (A)	.332	59	232	38	77	20	2	2	38	3	2	8	20	34	15	3	.461	.401	7
	St. Lucie (A)	.246	58	207	31	51	8	2	1	13	7	1	4	22	25	2	2	.319	.329	6
2015	St. Lucie (A)	.312	119	468	80	146	18	6	1	40	11	3	12	35	59	16	5	.382	.373	13
	Binghamton (AA)	.200	4	15	0	3	0	0	0	0	0	0	0	1	2	0	1	.200	.250	0
2016	Binghamton (AA)	.250	3	12	2	3	1	0	1	2	0	0	0	2	1	1	0	.583	.357	0
2017	St. Lucie (A)	.324	30	105	13	34	7	0	3	15	0	0	4	7	19	2	2	.476	.388	6
	Las Vegas (AAA)	.254	18	71	12	18	5	0	1	6	0	2	2	3	10	2	0	.366	.295	2
2018	Binghamton (AA)	.327	57	214	49	70	16	3	14	43	0	0	5	22	23	3	0	.626	.402	10
	Las Vegas (AAA)	.368	31	125	23	46	10	2	5	28	0	3	1	14	19	3	0	.600	.427	3
	METS	.329	63	225	35	74	11	6	3	19	4	0	5	14	24	7	1	.471	.381	3
Minor League Totals		.311	426	1613	274	502	94	17	28	203	24	16	46	143	206	55	15	.443	.380	52

CAREER FIELDING

POS	G	PO	A	E	PCT	TC	DP
2B	54	96	123	2	.991	221	29
3B	4	2	5	1	.875	8	2





Tomás NIDO

3 C

@tnido24

HT	6-0	WT	211	BT	R	TH	R
----	-----	----	-----	----	---	----	---

OPENING DAY AGE 24
BIRTHDATE APRIL 12, 1994
BIRTHPLACE SAN JUAN, PR
RESIDES OVIEDO, FL
MLB SERVICE TIME 0 YEARS, 95 DAYS
SIGNED BY MIKE SILVESTRI
HOW OBTAINED METS EIGHTH-ROUND PICK IN THE 2012 FIRST-YEAR PLAYER DRAFT
CONTRACT STATUS ARBITRATION ELIGIBLE AFTER 2021. ELIGIBLE FREE AGENT AFTER 2024

2018 SEASON

- Appeared in 34 games, including 24 starts, behind the plate in three stints with the Mets.
- Belted his first-career home run, September 13, in the second game of a doubleheader vs. Miami (off Jeff Bringham).
- Lined a three-run double on September 8 vs. Philadelphia...His three RBI in that game were a career-high.
- Reached base in five-consecutive games between September 1-13...Tallied five RBI during that stretch.
- Served as the backstop for 11 of Noah Syndergaard's 25 starts...Syndergaard posted a 1.97 ERA (16 earned runs/73.0 innings) in those games.
- Batted .272 (63-232) with 20 doubles, a triple, five homers and 31 RBI in 64 games between Binghamton (AA) and Las Vegas (AAA)...From June 27-August 21 with Binghamton, batted .316 (43-136) with 12 doubles, a triple, five home runs and 21 RBI.

2017 SEASON

- Was recalled from Binghamton (AA) of the Eastern League on September 12...Made his major league debut as a pinch-hitter on September 13 at the Cubs.
- Registered his first major league hit and RBI on September 14 at the Cubs as a pinch-hitter.
- Was Eastern League mid-season All-Star (starting catcher).
- Participated in the SiriusXM Futures Game...Went 2-2 with two RBI for the World squad.

2016 SEASON

- Won the Florida State League batting title after hitting .313 (110-352) in 90 games for St. Lucie...*Note: Nido actually hit .320 (110-344) but eight extra at-bats were added into the calculation of his average to qualify him for the batting title.*
- Won the Sterling Award for St. Lucie, emblematic of the most valuable player on his team.
- Named a mid-season and post-season Florida State League All-Star...Was also tabbed a High Class-A All-Star by *Baseball America*.

2015 SEASON

- Named to the mid-season South Atlantic League All-Star team.

CAREER BESTS

HITS, GAME

2 hits

2x, last, 9/1/18 at San Francisco

HOME RUNS, GAME

1 home run

9/13/18 vs. Miami

LEADOFF HR

None

INSIDE-THE-PARK HR

None

WALK-OFF HOME RUNS

None

PINCH-HIT HOME RUNS

None

RBI, GAME

3 RBI

9/8/18 vs. Philadelphia

STOLEN BASES, GAME

None

HITTING STREAK

6 games

6/27/16-7/2/16

GRAND SLAMS

None

BACKGROUND

- Tomás E. Nido graduated from Orangewood Christian (FL) High School...Played four years of baseball, two years of basketball and two years of volleyball while at Orangewood Christian.
- Was originally committed to Florida State before signing with the Mets.

CAREER TRANSACTIONS

- Selected by the New York Mets in the eighth round of the 2012 First-Year Player Draft.

CAREER STATISTICS

YEAR	TEAM	AVG	G	AB	R	H	2B	3B	HR	RBI	SH	SF	HBP	BB	SO	SB	CS	SLG	OBP	E
2012	Kingsport (R)	.242	38	124	15	30	6	0	2	15	0	3	1	12	23	1	0	.339	.307	7
2013	Brooklyn (A)	.185	33	119	3	22	6	0	1	11	1	0	1	4	21	0	1	.261	.218	4
2014	Brooklyn (A)	.277	58	188	20	52	6	1	1	21	0	1	0	14	41	2	2	.335	.325	7
2015	Savannah (A)	.259	86	317	39	82	14	2	6	40	1	4	1	12	86	1	1	.372	.284	14
2016	St. Lucie (A)	.320	90	344	38	110	23	2	7	46	0	4	3	19	42	0	1	.459	.357	9
2017	Binghamton (AA)	.232	102	367	41	85	19	1	8	60	0	6	1	30	63	0	0	.354	.287	5
	METS	.300	5	10	0	3	1	0	0	3	0	0	0	0	2	0	0	.400	.300	0
2018	Binghamton (AA)	.274	58	215	23	59	18	1	5	30	0	4	2	7	36	0	0	.437	.298	4
	Las Vegas (AAA)	.235	6	17	3	4	2	0	0	1	0	0	2	2	0	0	0	.353	.316	0
	METS	.167	34	84	10	14	3	0	1	9	0	2	0	4	27	0	0	.238	.200	4
Minor League Totals		.263	471	1691	182	444	94	7	30	224	2	22	9	100	314	4	5	.380	.304	50
Major League Totals		.181	39	94	10	17	4	0	1	12	0	2	0	4	29	0	0	.255	.210	4

CAREER FIELDING

POS	G	PO	A	E	PCT	TC	DP
C	33	236	8	4	.984	248	1

SIX-HIT & FIVE HIT GAMES

There have been two six-hit games and 31 five-hit games in Mets history.

SIX-HIT GAMES

Player	Opponent	Date	AB	R	H	2B	3B	HR	RBI
Edgardo Alfonzo	at Houston	8/30/99	6	6	6	1	0	3	5
Wilmer Flores	vs. Chicago-NL	7/3/16	6	3	6	0	0	2	4

FIVE-HIT GAMES

Player	Opponent	Date	Player	Opponent	Date
Dick Smith	at Chicago	5/26/64	Darryl Strawberry	at Atlanta	4/30/86
Jim Hickman	at Milwaukee	9/30/64	Mookie Wilson	at San Diego	5/23/86
Phil Linz	at Philadelphia	7/6/68	Dave Magadan	Houston (G2)	7/24/87
Joe Foy	at SF (G2)	7/19/70	Kevin McReynolds	at Atlanta	7/14/88
Tommie Agee	at Pittsburgh	8/8/70	Howard Johnson	at Chicago	9/8/88
John Milner	St. Louis (G1)	9/8/72	Rico Brogna	at St. Louis	7/25/94
Rusty Staub	at Los Angeles	5/24/73	Jose Vizcaino	at Florida	9/23/95
Rusty Staub	Philadelphia	9/20/75	Alex Ochoa	at Philadelphia	7/3/96
Joel Youngblood	at Montreal	8/9/78	Mike Piazza	at Pittsburgh	4/14/00
George Foster	at St. Louis	6/19/82	Mike Piazza	at Atlanta	4/7/04
Hubie Brooks	at St. Louis	6/28/83	Ty Wigginton	at Arizona	5/10/04
Wally Backman	Pittsburgh	4/26/85	Jose Reyes	vs. Atlanta	5/5/06
Gary Carter	at Atlanta	7/4/85	Carlos Delgado	vs. Atlanta	8/21/08
Keith Hernandez	at Montreal	8/8/85	Ronny Paulino	at Philadelphia	5/1/11
Keith Hernandez	at San Diego	9/2/85	Yoenis Céspedes	at Colorado	8/21/15
Keith Hernandez	at St. Louis	10/3/85	Brandon Nimmo	at Baltimore	8/15/18



Brandon NIMMO

9 OF

[@You_Found_Nimmo](#)

[@bnimmo24](#)

HT	6-3	WT	206	BT	L	TH	R
----	-----	----	-----	----	---	----	---

OPENING DAY AGE 26

BIRTHDATE MARCH 27, 1993

BIRTHPLACE CHEYENNE, WY

RESIDES CHEYENNE, WY

MLB SERVICE TIME 2 YEARS, 42 DAYS

SIGNED BY JIM REEVES

HOW OBTAINED METS FIRST-ROUND PICK (13TH OVERALL) IN THE 2011 FIRST-YEAR PLAYER DRAFT

CONTRACT STATUS ARBITRATION ELIGIBLE AFTER 2019. FREE AGENT AFTER 2022

STERLING ORGANIZATIONAL PLAYER OF THE YEAR: 2016

2018 SEASON

- Made his first Opening Day roster...Opted to Las Vegas (AAA) of the Pacific Coast League on April 10...Recalled on April 13...Was on the Disabled List, August 20, retroactive to August 17-August 28, with a bruised left index finger...Strained his right hamstring on September 29 and did not play again in 2018.
- His .404 OBP was the second-best in the NL and fourth-best in the majors among qualified batters and his 80 walks were ninth-most in the NL...Was the first Mets player to finish the season with an OBP over .400 since David Wright, who had a .416 OBP in 2007.
- Finished the season with an .886 OPS, the 11th-best in the NL... His eight triples were tied for fourth-most in the NL.
- Became the eighth Mets player to record a bWAR of at least 4.0 and a .400 OBP joining Keith Hernandez and John Olerud (3x each), Mike Piazza, Cleon Jones, Dave Magadan and Edgardo Alfonzo...Became the 10th Mets player age 25 or younger to post a 4.0 bWar.
- Drew 29 walks in September, second-most in the majors and the most walks in a calendar month in team history (passed Keith Hernandez, 28 in July 1984)...Walked at least once in 14 of his last 17 games and had at least one walk in nine-straight games from September 13-21, a career-best streak.
- Reached base safely in a career-best 28-straight games from August 11-September 21 and in 35 of his last 36 games.
- Reached base safely in 10 consecutive plate appearances from August 14-16...Tied with Benny Agbayani (2000) and Todd Hundley (1997) for the second-longest streak in team history... John Olerud reached base safely in 15 straight PA in 1998.
- Had 22 HBP, most in the majors and a single-season club record (passed Lucas Duda's 14 HBP in 2015).
- Reached base safely in eight straight plate appearances from May 23-24...On May 24 at Milwaukee, reached in all five of his plate appearances, going 4-4 with a walk.
- Hit his 10th homer of the season with a two-out, go-ahead homer in the ninth inning on June 17 at Arizona with the Mets trailing 3-2...The last Met prior to Nimmo to hit a go-ahead home run with the team trailing in the ninth inning or later with two outs was Lucas Duda on September 27, 2014 vs. Houston (off Tony Sipp).

CAREER BESTS

HITS, GAME
5 hits

8/15/18 at Baltimore

HOME RUNS, GAME
2 home runs

2x, last, 6/18/18 at Colorado

MULTI-HR GAMES
2 multi-home run games
2 two-home run games

LEADOFF HR
3 leadoff home runs
last, 8/2/18 vs. Atlanta
(off Mike Foltynewicz)

INSIDE-THE-PARK HR
1 inside-the-park home run
6/18/18 at Colorado
(off Tyler Anderson)

WALK-OFF HOME RUNS
1 walk-off home run
7/11/18 vs. Philadelphia
(off Mark Leiter)

PINCH-HIT HOME RUNS
2 pinch-hit home runs
last, 9/3/18 at Los Angeles-NL
(off Kenta Maeda)

RBI, GAME
4 RBI
6/18/18 at Colorado

STOLEN BASES, GAME
2 stolen bases
5/29/18 at Atlanta

HITTING STREAK
7 games
8/13/18-8/31/18

GRAND SLAMS
None

- Tallied his second career multi-homer game (also September 7, 2017 vs. Cincinnati) and a career-best four RBI on June 18 at the Rockies... Hit a leadoff inside-the-park home run for his first homer of the night...The leadoff inside-the-park homer was the third such homer in Mets history...The other two were hit by Angel Pagan on August 23, 2009 vs. Philadelphia and Charlie Neal on May 7, 1963 vs. Philadelphia.
- With his inside-the-park and over-the-fence home runs on June 18 at Colorado, Nimmo became the fifth-Met to have such a game and first since Angel Pagan on August 23, 2009.
- Blasted his first career walk-off and pinch-hit home run with his pinch-hit, walk-off three run homer on July 11 vs. Philadelphia...Was also his first career walk-off RBI.
- Went 3-5 on August 8 vs. Cincinnati with three doubles, three RBI and three runs scored...The three doubles tied a franchise-best for a single game (29th time).
- Turned in a career-high five hits on August 15 at Baltimore, going 5-5 with two doubles, one triple, three RBI, three runs scored and a HBP.
- Had a career-best seven-game hitting streak from August 13-31...Went 15-27 (.556) with four doubles, two triples, a homer, five RBI and a 1.563 OPS in that span.
- Hit his second pinch hit go-ahead home run in the ninth inning on September 3...Joined Jordany Valdespin (2012), Chris Jones (1995) and Marv Thorneberry (1962) as the only Mets with multiple pinch-hit, go-ahead homers in the ninth or later in a season.
- Reached base safely in all four of his plate appearances on August 23 vs. Arizona...In doing so, Nimmo became the fourth rookie in franchise history to start in the leadoff spot and reach base safely in every plate appearance with at least four times up to bat...The other rookies to accomplish the feat were Mookie Wilson (1981), Gregg Jefferies (1989) and Kazuo Matsui (2004)...The last rookie on any team to do so was Washington's Trea Turner, on August 23, 2016 at Baltimore...Research courtesy of Elias.
- Turned in his first career multi-homer game on September 7 vs. Cincinnati...Finished the day 3-4 with three RBI and three runs scored.
- Was the second Mets rookie with two homers from the clean-up spot...Jesse Gonder also did so on July 11, 1963 vs. the Dodgers at the Polo Grounds.
- Played for Team Italy during the 2017 World Baseball Classic (three games)...Suffered a strained right hamstring while playing for Italy.

2016 SEASON

- Received his first call-up to the major leagues on June 25 and stayed with the Mets through July 18...Was also with the Mets July 29-August 2, August 4-10 and September 6 through the end of the season.
- Made his major league debut on June 26 at Atlanta and went 0-4...Grabbed his first major league hit a day later on June 27 at Washington (a single off Joe Ross).
- Recorded his first RBI on June 30 vs. Chicago-NL...Came on the ninth pitch of his at-bat in the seventh inning to ignite the Mets' game-winning rally.
- Hit his first major league homer off Jason Hammel in the fourth inning on July 1 at Citi Field...Finished the game with three RBI.
- Named the Sterling Organizational Co-Player of the Year along with infield prospect Amed Rosario...The award is given annually by the Mets organization to the top player(s) in their minor league system.
- Finished second in the PCL with his .352 batting average behind teammate T.J. Rivera...Nimmo led the league in on-base percentage (.423) and was fourth in slugging percentage (.541).
- Named a *Baseball America* Triple-A All-Star.
- Received the Webster Award at the end of the season, given annually to the Mets minor leaguer who best exemplifies the integrity and character displayed by Richard Webster.

2017 SEASON

- Began the season on the 10-Day Disabled List (right hamstring) and was optioned to Las Vegas (AAA) on May 16...Was recalled from Vegas on June 16 before landing on the 10-Day DL on July 8 with a partially collapsed lung (retroactive to July 5)...Activated from the DL on July 28.
- Had the fourth-best on-base percentage (.379) among major league rookies (third-best among NL rookies)...Trailed Aaron Judge (.422), Rhys Hoskins (.396) and José Martínez (.379)...His 33 walks were seventh-most among NL rookies.
- Had 15.3% walk rate, which was tied for the 10th-highest among players with 200 or more plate appearances.

2015 SEASON

- Began the year with Binghamton (AA) of the Eastern League...Promoted to Las Vegas (AAA) of the Pacific Coast League on July 28.
- Participated in the SiriusXM Futures Game in Cincinnati on July 12...Went 1-2 with an RBI and a run scored while playing center field.
- Named to the mid-season Eastern League All-Star team.

2014 SEASON

- Won the Sterling Award, symbolic of the Most Valuable Player on his St. Lucie team.
- Named to the mid-season FSL All-Star team.

2013 SEASON

- Spent the entire season at Savannah (A) of the South Atlantic League...Named a SAL All-Star.
- Participated in the SiriusXM Futures Game at Citi Field...Was 0-2.

BACKGROUND

- Brandon Tate Nimmo graduated from Cheyenne East (WY) High School where he played American Legion ball for Post 6 because his high school did not have a baseball team...He won the MVP at the 2010 Under Armour All-America Game at Wrigley Field...Also played football and ran track in high school.

- Became the first-ever first-round draft pick from the state of Wyoming...Became the 16th player born in Wyoming to play in the major leagues.
- Committed to the University of Arkansas before signing with the Mets.
- His father wrestled collegiately, while his brother was an outfielder for four years at the University of Nebraska, playing in the 2005 College World Series.
- Was Santa at the Mets annual Kids Holiday Party in 2017 and 2018...Appeared as an elf at the Mets annual Kids Holiday Party in December, 2016 to help hand out presents to children.
- Participated in the inaugural Kids Holiday Shopping Spree on December 14, 2016 at Target in College Point, Queens...Helped children pick out holiday gifts for them and their families.
- Attended New York Governor Andrew Cuomo's New York State of the State in Albany on January 4, 2018.
- Received the Ben Epstein/Dan Castellano Good Guy Award at the New York BBWAA Dinner on January 26, 2019.

CAREER TRANSACTIONS

- Drafted by the New York Mets in the first-round (13th overall) in the 2011 First-Year Player Draft.
- On the 10-Day Disabled List, March 30-May 16, 2017, with a right hamstring injury.
- On the 10-Day Disabled List, July 8-28, 2017, with a partially collapsed lung.
- On the 10-Day Disabled List, August 20 (retroactive to August 17)-August 28, 2018 with a bruised left index finger.

OUTFIELD ASSIST LEADERS

Year	Leader	Assists	Year	Leader	Assists	Year	Leader	Assists
1974	Rusty Staub	19	1989	Kevin McReynolds	10	2005	Cliff Floyd	15
1975	Rusty Staub	15	1990	Kevin McReynolds	14	2006	Carlos Beltran	13
1976	Dave Kingman	10	1991	Kevin McReynolds	9	2007	Moises Alou	7
1977	Lee Mazzilli	9	1992	Bobby Bonilla	7	2008	Carlos Beltran	8
1978	Steve Henderson	11	1993	Joe Orsulak	9	2009	Jeff Francoeur	5
1979	Joel Youngblood	18	1994	Joe Orsulak	8		Angel Pagan	5
1980	Steve Henderson	6	1995	Carl Everett	9	2010	Jeff Francoeur	11
1981	Ellis Valentine	8	1996	Bernard Gilkey	18	2011	Angel Pagan	5
1982	George Foster	12	1997	Bernard Gilkey	17	2012	Andres Torres	6
	Mookie Wilson	12	1998	Bernard Gilkey	9	2013	Juan Lagares	15
1983	George Foster	12	1999	Roger Cedeno	9	2014	Curtis Granderson	8
1984	Darryl Strawberry	11	2000	Jay Payton	7	2015	Curtis Granderson	9
1985	George Foster	7	2001	Tsuyoshi Shinjo	12	2016	Yoenis Cespedes	9
1986	Darryl Strawberry	10	2002	Timo Perez	9	2017	Juan Lagares	7
1987	Kevin McReynolds	8	2003	Cliff Floyd	15	2018	José Bautista	5
1988	Kevin McReynolds	18	2004	Richard Hidalgo	10		Michael Conforto	5

CAREER STATISTICS

YEAR	TEAM	AVG	G	AB	R	H	2B	3B	HR	RBI	SH	SF	HBP	BB	SO	SB	CS	SLG	OBP	E
2011	GCL Mets (R)	.241	7	29	5	7	0	0	2	4	0	0	0	3	9	0	0	.448	.313	0
	Kingsport (R)	.111	3	9	0	1	0	0	0	0	0	0	0	3	5	0	0	.111	.333	0
2012	Brooklyn (A)	.248	69	266	41	66	20	2	6	40	1	1	7	46	78	1	5	.406	.372	1
2013	Savannah (A)	.273	110	395	62	108	16	6	2	40	1	2	11	71	131	10	7	.359	.397	7
2014	St. Lucie (A)	.322	62	227	59	73	9	5	4	25	0	0	2	50	51	9	3	.458	.448	1
	Binghamton (AA)	.238	65	240	38	57	12	4	6	26	2	0	1	36	54	5	1	.396	.339	1
2015	Binghamton (AA)	.279	68	269	26	75	12	3	2	16	0	1	6	26	55	0	2	.368	.354	1
	St. Lucie (A)	.125	4	16	3	2	1	0	0	2	0	0	0	4	3	0	0	.188	.300	0
	Las Vegas (AAA)	.264	32	91	19	24	3	1	3	8	0	1	2	18	20	5	4	.418	.393	1
2016	Las Vegas (AAA)	.352	97	392	72	138	25	8	11	61	2	1	3	46	73	7	8	.541	.423	3
	METS	.274	32	73	12	20	1	0	1	6	0	0	1	6	20	0	0	.329	.338	1
2017	METS	.260	69	177	26	46	11	1	5	21	1	2	2	33	60	2	0	.418	.379	1
	Las Vegas (AAA)	.227	42	163	23	37	12	1	3	17	0	0	2	33	49	0	0	.368	.364	1
	St. Lucie (A)#	.222	5	18	4	4	2	0	1	4	0	0	0	5	4	0	0	.500	.391	0
2018	METS	.263	140	433	77	114	28	8	17	47	0	0	22	80	140	9	6	.483	.404	1
	Las Vegas (AAA)	.500	1	4	2	2	0	0	0	1	0	0	1	0	0	0	0	.500	.600	0
	St. Lucie (A)#	.333	2	6	1	2	0	0	0	0	0	0	0	2	0	1	0	.333	.500	0
Minor League Totals		.280	567	2125	355	596	112	30	40	244	6	6	35	343	532	38	30	.418	.388	16
Major League Totals		.264	241	683	115	180	40	9	23	74	1	2	25	119	220	11	6	.449	.391	3

#- rehabilitation assignment

WORLD BASEBALL CLASSIC

YEAR	CLUB	AVG	G	AB	R	H	2B	3B	HR	RBI	SH	SF	HB	BB	SO	SB	CS	SLG	OBP	E
2017	Italy	.182	3	11	3	2	0	0	1	2	0	0	0	2	2	0	0	.455	.308	0

CAREER FIELDING

POS	G	PO	A	E	PCT	TC	DP
OF	198	386	6	3	.992	395	2





Ryan O'Rourke

71 NON-ROSTER INVITEE
LHP

@RyanO_Rourke

HT	6-3	WT	228	BT	R	TH	L
----	-----	----	-----	----	---	----	---

OPENING DAY AGE 30
BIRTHDATE APRIL 30, 1988
BIRTHPLACE WORCESTER, MA
RESIDES WORCESTER, MA
MLB SERVICE TIME 2 YEARS, 6 DAYS
SIGNED BY JOHN WILSON (MINNESOTA)
HOW OBTAINED SIGNED AS A MINOR LEAGUE FREE AGENT ON NOVEMBER 15, 2018
CONTRACT STATUS ARBITRATION ELIGIBLE AFTER 2019. ELIGIBLE FREE AGENT AFTER 2022

2018 SEASON

- Appeared in 15 games for four Baltimore affiliates in his return from Tommy John surgery...Posted a 1.26 ERA (two earned runs/14.1 innings) with 21 strikeouts and one walk.

2017 SEASON

- Did not pitch as he recovered from Tommy John surgery.

2016 SEASON

- Pitched in 26 games for the Twins, going 0-1 with a 3.96 ERA (11 earned runs/25.0 innings)...Fanned 24 batters and walked 10.
- Held left-handers to a .077 (2-26) average with the Twins, while righties hit .262 (16-61).
- Recorded his first major league at-bat on April 24 at Washington.
- Posted scoreless appearances in 21 of 22 outings for Rochester (AAA) of the International League from June 8-August 9.

2015 SEASON

- Made his major league debut on July 7 against Baltimore, tossing 1.0 shutout inning, including his first career strikeout (Steve Pearce).
- Held opponents scoreless in first six appearances and in 11 of his 12 appearances from July 7-August 4.
- Ranked third among AL left-handed rookies in appearances (25) post All-Star Break and ranked seventh in the majors.

2014 SEASON

- Did not allow a run in 13 straight appearances (8.0 innings) from May 17-June 27...Allowed just two runs in a 22-game span from May 17-July 25, posting a 1.38 ERA during that time.
- Held left-handed hitters to a .103 (7-68) average with 41 strikeouts and four walks for New Britain (AA).
- Promoted to Rochester (AAA) on August 31 and made one appearance for the Red Wings, pitching 1.0 scoreless inning of relief that day at Pawtucket.
- Combined to go 2-4 with a 3.89 ERA (18 earned runs/41.2 innings) with 16 walks and 53 strikeouts in 51 games between both levels.

2013 SEASON

- Began season with Ft. Myers (A)...Placed on 7-Day Disabled List on April 20 with left ribcage muscle strain and was reinstated on May 26.
- Pitched 16.0 scoreless innings to begin season April 4-June 8.

CAREER BESTS

WIN STREAK
None

LOSS STREAK
1 game
9/17/16-present

STRIKEOUTS, GAME
4 strikeouts
10/2/16, Minnesota at Chicago-AL

LONGEST OUTING, RELIEVER
3.2 innings
4/24/16, Minnesota at Washington

MOST WALKS, GAME
3 walks
8/8/15, Minnesota at Cleveland

SCORELESS STREAK
5.2 innings
7/7/16-7/25/16

- Was promoted to New Britain (AA) on July 17... Combined to go 5-3 with a 3.15 ERA (16 earned runs/45.2 innings) with 15 walks and 40 strikeouts in 34 games between both levels.

2012 SEASON

- Began the season with Beloit (A).
- Held left-handed hitters to a .161 (9-56) average.
- Promoted to Single-A Ft. Myers July 28... Combined to go 2-6 with a 5.57 ERA (46 earned runs/74.1 innings) in 38 games (two starts).

2011 SEASON

- Went 0-1 with a 1.85 ERA (five earned runs/24.1 innings) in 17 relief outings and 5-4 with a 3.56 ERA (34 earned runs/86.0 innings) in 17 starts... Named a *MLB.com* Twins Organizational All-Star.

2010 SEASON

- Spent his first professional season with Elizabethton (R), going 1-3 with a 5.10 ERA (24 earned runs/42.1 innings) with seven walks and 39 strikeouts in 13 games (5 starts).

BACKGROUND

- Ryan Patrick O'Rourke graduated from St. John's (MA) High School before attending Merrimack College (MA).
- With Merrimack, went 12-7 with a 1.95 ERA (41 earned runs/189.0 innings) with 53 walks and 193 strikeouts in 34 games (22 starts).
- Recently became an Irish citizen.
- Enjoys cooking, golfing, traveling and going to concerts...Is a big Bruce Springsteen fan and has seen him live over 10 times.

CAREER TRANSACTIONS

- Selected by the Minnesota Twins in the 13th round of the 2010 First-Year Player Draft.
- Signed by the Baltimore Orioles as a minor league free agent on November 22, 2017.
- Signed by the New York Mets as a minor league free agent on November 15, 2018.

CAREER STATISTICS

YEAR	TEAM	W-L	ERA	G	GS	CG	SHO	SV	IP	H	R	ER	HR	HB	BB	SO	WP	BK
2010	Elizabethton (R)	1-3	5.10	13	5	0	0	0	42.1	52	26	24	2	3	7	39	3	0
2011	Beloit (A)	5-5	3.18	34	17	0	0	1	110.1	116	45	39	7	2	32	107	5	2
2012	Beloit (A)	2-5	5.59	29	2	0	0	2	56.1	61	38	35	7	0	16	56	6	0
	Fort Myers (A)	0-1	5.50	9	0	0	0	0	18.0	22	13	11	1	1	4	16	3	0
2013	Fort Myers (A)	5-1	2.22	17	0	0	0	3	28.1	19	7	7	3	0	8	21	2	0
	New Britain (AA)	0-2	4.67	17	0	0	0	2	17.1	15	10	9	0	0	7	19	3	0
2014	New Britain (AA)	2-4	3.98	50	0	0	0	4	40.2	36	24	18	5	0	16	52	1	0
	Rochester (AAA)	0-0	0.00	1	0	0	0	0	1.0	1	0	0	0	0	0	1	1	0
2015	Chattanooga (AA)	0-0	0.00	2	0	0	0	0	1.1	2	0	0	0	0	0	3	0	0
	Rochester (AAA)	0-0	5.93	20	0	0	0	0	13.2	13	9	9	1	0	7	22	1	0
	MINNESOTA (AL)	0-0	6.14	28	0	0	0	0	22.0	16	15	15	3	0	15	24	2	0
2016	Rochester (AAA)	1-1	1.93	33	0	0	0	1	28.0	26	9	6	1	1	6	29	0	1
	MINNESOTA (AL)	0-1	3.96	26	0	0	0	0	25.0	18	13	11	3	1	10	24	2	1
2017		Did Not Pitch - Injured																
2018	GCL Orioles (R)	0-1	0.00	5	0	0	0	0	4.2	2	2	0	0	0	0	9	0	0
	Aberdeen (A)	0-1	4.50	4	1	0	0	0	4.0	4	2	2	1	0	1	4	1	0
	Frederick (A)	0-0	0.00	3	0	0	0	0	3.0	1	0	0	0	0	0	3	0	0
	Norfolk (AAA)	0-0	0.00	3	0	0	0	0	2.2	1	1	0	0	0	0	5	0	0
	Minor League Totals	16-24	3.87	240	25	0	0	13	371.2	371	186	160	28	7	104	386	26	3
	Major League Totals	0-1	4.98	54	0	0	0	0	47.0	34	28	26	6	1	25	48	4	1

MAJOR LEAGUE HITTING TOTALS

YEAR	TEAM	AVG	G	AB	R	H	2B	3B	HR	RBI	SH	SF	HB	BB	SO	SB	CS	SLG	OBP	E
2016	MINNESOTA (AL)	.000	26	1	0	0	0	0	0	0	0	0	0	0	0	0	0	.000	.000	0
	Career Totals	.000	54	1	0	0	0	0	0	0	0	0	0	0	0	0	0	.000	.000	0

CAREER FIELDING

POS	G	PO	A	E	PCT	TC	DP
P	54	5	4	0	1.000	9	0



Corey OSWALT

55 RHP

@Coreyy_Oswalt10

HT	6-5	WT	245	BT	R	TH	R
----	-----	----	-----	----	---	----	---

OPENING DAY AGE 25
BIRTHDATE SEPTEMBER 3, 1993
BIRTHPLACE SAN DIEGO, CA
RESIDES SAN DIEGO, CA
MLB SERVICE TIME 0 YEARS, 100 DAYS
SIGNED BY FRED MAZUCA
HOW OBTAINED METS SEVENTH-ROUND PICK IN THE 2012 FIRST-YEAR PLAYER DRAFT
CONTRACT STATUS ARBITRATION ELIGIBLE AFTER 2021. FREE AGENT AFTER 2024

STERLING ORGANIZATIONAL PITCHER OF THE YEAR: 2017

2018 SEASON

- Was with the Mets from April 10-11, April 21-27, May 8-15, June 29-July 20, July 23-27 and August 3 through the end of the season.
- Made his major league debut out of the bullpen on April 25 at St. Louis, pitching 4.2 innings and allowing two runs, earned, with four strikeouts...Was the longest outing by a Mets reliever making his MLB debut in team history...Kevin Tapani held the previous mark with 4.1 innings on July 4, 1989 at Houston.
- Is one of two Mets hurlers in franchise history to record four or more strikeouts in a relief outing for his major league debut (also, Buzz Capra in game one of a doubleheader on September 15, 1971).
- Earned his first major league win on July 25 vs. San Diego... Allowed two runs over 5.0 innings...Made his first major league start on June 29 at Miami.
- Was 2-3 with a 4.72 ERA (29 earned runs/55.1 innings) in 12 starts and 1-0 with a 12.54 ERA (13 earned runs/9.1 innings) in five relief outings.
- In the first half of the season, had a 5.64 ERA (14 earned runs/22.1 innings) and went 3-1 with a 5.95 ERA (28 earned runs/42.1 innings) after the All-Star Game.
- On July 9 vs. Philadelphia, took a no-hitter into the fifth before allowing a bas-clearing double to opposing pitcher, Aaron Nola, the only hit he allowed in 6.0 innings.
- At Las Vegas (AAA), went 4-4 with a 6.02 ERA (35 earned runs/52.1 innings) in 11 starts.

2017 SEASON

- Named the Eastern League's Pitcher of the Year after going 12-5 with a 2.28 ERA (34 earned runs/134.1 innings) in 24 starts with Binghamton (AA)...Was also tabbed the Mets' Sterling Organizational Pitcher of the Year.
- *Baseball America* named him to the Double-A All-Star team.
- His 2.28 ERA was best in the Eastern League among qualified pitchers and was also the lowest for any qualified starter in Double-A...The next-best ERA behind Oswalt was Dakota Hudson's 2.53 ERA for Springfield (AA) of the Texas League.
- The 2.28 ERA was the third-lowest ERA in Binghamton team history behind Bobby J. Jones (1.88 ERA in 1992) and Paul Wilson (2.17 ERA in 1995).
- Finished second in the EL in victories (12), third in WHIP (1.18) and fifth in opponents average (.236).
- Named to the Eastern League's mid-season and post-season All-Star teams.
- Struck out a career-best 119 batters.

CAREER BESTS

WIN STREAK
3 games
 7/25/18-8/21/18

LOSS STREAK
2 games
 6/29/18-7/9/18

STRIKEOUTS, GAME
7 strikeouts
 7/9/18 vs. Philadelphia (G2)

LONGEST OUTING, RELIEVER
4.2 innings
 4/25/18 at St. Louis

LONGEST OUTING, STARTER
6.0 innings
 4x, last, 8/16/18 at Philadelphia (G1)

MOST WALKS, GAME
3 walks
 2x, last, 9/28/18 vs. Miami

SCORELESS STREAK
5.0 innings
 3x, last, 9/22/18-9/28/18

2014 SEASON

- Named to the mid-season New York-Penn League All-Star team.

BACKGROUND

- Corey Edward Oswalt graduated from Madison (CA) High School in 2012.
- Was committed to UC Santa Barbara as a position player (third base/shortstop) before being selected by the Mets as a pitcher in the draft... Pitched 20.0 innings as a senior at Madison.
- Played three years of basketball and four years of baseball at Madison.

- His brother, Todd, was a wide receiver at California Lutheran while his cousin, Chris Bonner, was a quarterback at Colorado State-Pueblo and led them to a Division II Championship in 2014.
- Handed out gifts to local schoolchildren as one of Santa's elves during the Kids Holiday Party on December 4, 2018 as part of MetsGiving.

CAREER TRANSACTIONS

- Selected by the New York Mets in the seventh round of the 2012 First-Year Player Draft.

CAREER STATISTICS

YEAR	TEAM	W-L	ERA	G	GS	CG	SHO	SV	IP	H	R	ER	HR	HB	BB	SO	WP	BK
2012	Kingsport (R)	4-3	8.15	9	6	0	0	0	35.1	49	33	32	1	4	7	20	2	1
2013	Kingsport (R)	0-1	3.46	3	2	0	0	0	13.0	14	6	5	0	0	1	11	2	0
2014	Brooklyn (A)	6-2	2.26	12	11	0	0	0	67.2	55	20	17	1	3	15	59	1	0
2015	Savannah (A)	11-5	3.36	23	23	0	0	0	128.2	153	59	48	6	1	21	99	13	2
2016	St. Lucie (A)	4-2	4.12	14	13	0	0	0	67.2	73	34	31	4	2	18	68	2	0
	GCL Mets (R)	0-0	0.00	1	1	0	0	0	1.0	0	0	0	0	1	0	3	0	0
2017	Binghamton (AA)	12-5	2.28	24	24	2	1	0	134.1	118	40	34	9	4	40	119	7	0
2018	Las Vegas (AAA)	4-4	6.02	11	11	0	0	0	52.1	58	37	35	9	4	20	52	3	0
	METS	3-3	5.85	17	12	0	0	0	64.2	69	43	42	14	4	20	45	4	0
Minor League Totals		41-22	3.64	97	91	2	1	0	500.0	520	229	202	30	19	122	431	30	3

MAJOR LEAGUE HITTING TOTALS

YEAR	TEAM	AVG	G	AB	R	H	2B	3B	HR	RBI	SH	SF	HB	BB	SO	SB	CS	SLG	OBP	E
2018	METS	.000	15	18	0	0	0	0	0	0	1	0	0	0	10	0	0	.000	.000	0

CAREER FIELDING

POS	G	PO	A	E	PCT	TC	DP
P	17	8	8	0	1.000	16	3

ALMOST PERFECT

The Mets have never had a perfect game. Here are the longest perfect outings in team history.

Pitcher	Length	Date & Opponent (How Ended)
Tom Seaver	8.1 innings	July 9, 1969 vs. Chicago-NL (Jimmy Qualls single)
Tom Seaver	7.0 innings	August 30, 1968 vs. St. Louis (Orlando Cepeda double)
Bartolo Colón	6.2 innings	July 23, 2014 at Seattle (Robinson Cano single)
Matt Harvey	6.2 innings	May 7, 2013 vs. Chicago-AL (Alex Rios single)
Rick Reed	6.2 innings	June 8, 1998 vs. Tampa Bay (Wade Boggs double)



David PETERSON

77 NON-ROSTER INVITEE
LHP

@_David_Peterson

@david_peterson_3

HT	6-6	WT	240	BT	L	TH	L
----	-----	----	-----	----	---	----	---

OPENING DAY AGE 23
BIRTHDATE SEPTEMBER 3, 1995
BIRTHPLACE DENVER, CO
RESIDES DENVER, CO
MLB SERVICE TIME 0 YEARS, 0 DAYS
SIGNED BY JIM REEVES
HOW OBTAINED METS FIRST-ROUND PICK (20TH) IN THE 2017 FIRST-YEAR PLAYER DRAFT
CONTRACT STATUS SIGNED THROUGH 2019

2018 SEASON

- Was the Sterling Award recipient for Columbia (A)...Posted a 1.82 (12 earned runs/59.1 innings) in nine starts for the Fireflies before being promoted to St. Lucie (A)...Tossed a career-high 8.0 innings in his last start before his promotion.
- Did not allow an earned run over his final four starts of the season (23.0 innings).
- Overall, had a 3.16 ERA (45 earned runs/128.0 innings) in 22 starts between Columbia (A) and St. Lucie (A).
- Was named a mid-season South Atlantic League All-Star.
- Made 13 starts for the St. Lucie Mets (A) of the Florida State League...Went 6-6 with a 4.33 ERA (33 earned runs/68.2 innings) in those games.
- Was the Florida State League Pitcher of the Week for the week ending September 3...Made one start that week, firing 5.0 shutout frames with nine strikeouts, no walks and just two hits allowed.

2017 SEASON

- In his first professional season, made three starts for Brooklyn (A) of the New York-Penn League... Allowed one run, earned, in 3.2 innings with six punchouts and one walk.

- After allowing an earned run on two hits in his first professional inning, pitched 2.2 scoreless frames over his next two starts with five strikeouts and one walk.

BACKGROUND

- David John Peterson graduated from Regis Jesuit (CO) High School, where he earned First-Team All-Continental League honors as a senior.
- Was originally selected in the 28th round of the 2014 First-Year Player Draft by the Boston Red Sox but did not sign.
- Attended the University of Oregon...Struck out a school-record 140 batters in 100.1 innings as a junior for the Ducks...Was named to the All-Pac 12 team, a first-team All American by Collegiate Baseball and a semi-finalist for the Golden Spikes Award...His 273 career strikeouts at Oregon are second-most in the school's history while his 19 career victories are sixth-most.

CAREER TRANSACTIONS

- Selected by the New York Mets in the first round (20th overall) of the 2017 First-Year Player Draft.

CAREER STATISTICS

YEAR	TEAM	W-L	ERA	G	GS	CG	SHO	SV	IP	H	R	ER	HR	HB	BB	SO	WP	BK
2017	Brooklyn (A)	0-0	2.45	3	3	0	0	0	3.2	4	1	1	0	0	1	6	3	0
2018	Columbia (A)	1-4	1.82	9	9	0	0	0	59.1	46	16	12	1	4	11	57	0	1
	St. Lucie (A)	6-6	4.33	13	13	0	0	0	68.2	74	39	33	1	4	19	58	1	0
Minor League Totals		7-10	3.14	25	25	0	0	0	131.2	124	56	46	2	8	31	121	4	1



Tim PETERSON

63 RHP

@timpeterson23

HT	6-1	WT	215	BT	R	TH	R
----	-----	----	-----	----	---	----	---

OPENING DAY AGE 28
BIRTHDATE FEBRUARY 22, 1991
BIRTHPLACE PUYALLUP, WA
RESIDES PUYALLUP, WA
MLB SERVICE TIME 0 YEARS, 94 DAYS
SIGNED BY JARRETT ENGLAND
HOW OBTAINED METS 20TH-ROUND PICK IN THE 2012 FIRST-YEAR PLAYER DRAFT
CONTRACT STATUS ARBITRATION ELIGIBLE AFTER 2021. ELIGIBLE FREE AGENT AFTER 2024

2018 SEASON

- Had his contract selected from Las Vegas (AAA) of Pacific Coast League on May 30...Was optioned to Las Vegas on June 14...Also with the Mets from June 19-August 1, August 13-19 and recalled for a final time on September 1.
- Made his major league debut with 2.0 innings on May 30 at Atlanta...Earned a hold.
- Picked up his first major league win on June 26 vs. Pittsburgh with 1.0 scoreless inning...Also had a win on July 9 vs. Philadelphia (Game 1).
- Right-handers in the majors were 0-for-their-first-22 against Peterson, the longest career-opening hitless for any Mets pitcher... Courtesy of Elias...Cameron Maybin homered on July 1 to snap the streak.
- Surrendered eight homers in 27.2 innings (2.6 homers per nine innings)...Had 25 strikeouts.
- Allowed one run over 9.1 innings (0.96 ERA) with 12 strikeouts from June 1-27...Closed September with 5.0 scoreless frames.
- Right-handers were 15-65 (.231) and lefties went 14-46 (.304).
- Was 0-1 with eight saves and a 3.49 ERA (15 earned runs/38.2 innings) in 32 games with Las Vegas...Had 55 strikeouts for a 12.8 strikeouts per nine inning ratio.

2017 SEASON

- Had 53 strikeouts in 55.1 innings with Binghamton (AA) of the Eastern League...Allowed one home run in those 55.1 innings (0.16 HR/9).
- Appeared in two games for Las Vegas (AAA) of the Pacific Coast League.

2016 SEASON

- Posted a 0.49 ERA (one earned run/18.1 innings) and had 32 strikeouts in 12 games for St. Lucie (A) of the Florida State League before he was promoted to Binghamton (AA) where he pitched in 36 contests.

2014 SEASON

- Named a mid-season South Atlantic League All-Star at Savannah (A).
- With Savannah, fanned 44 batters in 30.2 innings while walking just four in 19 games.
- Earned a promotion to Binghamton (AA) of the Eastern League, where he appeared in 36 games.

2013 SEASON

- Split his season between Brooklyn (A) of the New York-Penn League and Savannah (A) of the South Atlantic League (A)...While pitching for the Cyclones, threw 17.2 scoreless innings with 20 strikeouts, allowing just seven hits and four walks.

2012 SEASON

- Made his professional debut with Brooklyn (A) of the New York-Penn League.

BACKGROUND

- Timothy Louis Peterson graduated from Emerald Ridge (WA) High School...Attended Western Nevada College before going to the University of Kentucky for one season.
- Was voted the All-Area Baseball Player of the Year in high school.
- Has been playing the violin since he was nine years old.
- Hobbies include fishing and golfing.

CAREER TRANSACTIONS

- Selected by the New York Mets in the 20th round of the 2012 First-Year Player Draft.

PETERSON, TIM

CAREER STATISTICS

YEAR	TEAM	W-L	ERA	G	GS	CG	SHO	SV	IP	H	R	ER	HR	HB	BB	SO	WP	BK
2012	Brooklyn (A)	1-1	6.26	15	0	0	0	0	23.0	28	17	16	5	1	5	23	1	0
2013	Savannah (A)	1-0	5.13	18	3	0	0	0	26.1	29	16	15	3	1	6	30	0	0
	Brooklyn (A)	0-0	0.00	9	0	0	0	1	17.2	7	0	0	0	1	4	20	1	0
2014	Binghamton (AA)	0-1	108.00	1	1	0	0	0	0.1	4	5	4	0	1	1	0	0	0
	St. Lucie (A)	2-1	5.70	13	0	0	0	0	23.2	29	18	15	0	2	12	26	3	1
	Savannah (A)	3-0	2.05	19	0	0	0	1	30.2	16	8	7	2	0	4	44	2	0
2015	Savannah (A)	1-0	1.69	16	0	0	0	2	21.1	18	5	4	2	1	7	22	0	0
2016	St. Lucie (A)	1-0	0.49	12	0	0	0	2	18.1	8	1	1	1	0	3	32	0	0
	Binghamton (AA)	3-1	4.09	36	0	0	0	1	44.0	47	20	20	4	0	14	53	4	0
2017	Binghamton (AA)	5-3	1.14	41	0	0	0	7	55.1	33	8	7	1	0	10	53	2	0
	Las Vegas (AAA)	0-0	16.88	2	0	0	0	0	2.2	5	5	5	1	0	2	2	0	0
2018	Las Vegas (AAA)	0-1	3.49	32	0	0	0	8	38.2	29	15	15	4	1	10	55	3	0
	METS	2-2	6.18	22	0	0	0	0	27.2	29	19	19	8	1	5	25	0	0
Minor League Totals		17-8	3.25	214	4	0	0	22	302.0	253	118	109	23	8	78	360	16	1

MAJOR LEAGUE HITTING TOTALS

YEAR	TEAM	AVG	G	AB	R	H	2B	3B	HR	RBI	SH	SF	HB	BB	SO	SB	CS	SLG	OBP	E
2018	METS	.000	19	2	0	0	0	0	0	0	0	0	0	0	1	0	0	.000	.000	0

CAREER FIELDING

POS	G	PO	A	E	PCT	TC	DP
P	22	1	2	0	1.000	3	0

SHUTOUTS IN BACK-TO-BACK STARTS

The 15 times in Mets history a pitcher has thrown a shutout in consecutive starts:

Pitcher	Year	Dates
1. Jerry Koosman	1968	April 11 at Los Angeles (4-0) & April 17 vs. San Francisco (3-0)
2. Tom Seaver	1968	June 25 at Cincinnati (4-0) & June 30 at Houston (1-0)
3. Jerry Koosman	1968	July 21 at St. Louis (1-0) & July 26 vs. Cincinnati (2-0)
4. Jerry Koosman	1969	June 18 at Philadelphia (2-0) & June 22 vs. St. Louis (1-0)
5. Jim McAndrew	1969	August 20 vs. San Francisco (6-0) & August 26 at San Diego (3-0)
6. Jerry Koosman	1969	September 12 at Pittsburgh (1-0) & September 17 at Montreal (5-0)
7. Tom Seaver	1975	June 10 at San Francisco (5-0) & June 15 at San Diego (6-0)
8. Tom Seaver	1975	August 27 vs. San Diego (7-0) & September 1 vs. Pittsburgh (3-0)
9. Tom Seaver	1977	April 12 vs. St. Louis (4-0) & April 17 vs. Chicago (6-0)
10. Jon Matlack	1977	May 13 vs. Los Angeles (3-0) & May 18 vs. San Francisco (2-0)
11. Pat Zachry	1980	July 25 vs. Cincinnati (2-0) & July 30 vs. Atlanta (3-0)
12. Dwight Gooden	1984	September 7 vs. Chicago (10-0) & September 12 vs. Pittsburgh (2-0)
13. David Cone	1992	April 28 vs. Houston (4-0) & May 3 at Atlanta (7-0)
14. David Cone	1992	May 19 at San Diego (8-0) & May 24 at San Francisco (6-0)
15. Johan Santana	2012	May 26 vs. San Diego (9-0) & June 1 vs. St. Louis (8-0)



Colton PLAIA

75 C NON-ROSTER INVITEE

@cplaia24

HT	6-2	WT	225	BT	R	TH	R
----	-----	----	-----	----	---	----	---

OPENING DAY AGE 28
BIRTHDATE SEPTEMBER 25, 1990
BIRTHPLACE MISSION VIEJO, CA
RESIDES MISSION VIEJO, CA
MLB SERVICE TIME 0 YEARS, 0 DAYS
SIGNED BY DREW TOUSSAINT
HOW OBTAINED METS 15TH-ROUND PICK IN THE 2013 FIRST-YEAR PLAYER DRAFT
CONTRACT STATUS SIGNED THROUGH 2019

2018 SEASON

- Had career highs in homers (nine) and doubles (14) with Las Vegas (AAA) of the Pacific Coast League.
- Hit .289 (15-52) after August 1.
- Threw out 13 of 40 attempted base-stealers.
- Pitched in five games, recording a 1.80 ERA (one earned run/5.0 innings).

2017 SEASON

- Limited to 42 games with Binghamton (AA) of the Eastern League due to a right wrist sprain.

2015 SEASON

- Named a mid-season FSL All-Star.

2014 SEASON

- Played in a career-high 84 games with Savannah (A) of the South Atlantic League.

BACKGROUND

- Colton Luke Plaia graduated from JSerra Catholic High School (CA) in 2009...Was All-League in baseball as a junior and senior.
- Played four years at Loyola Marymount...Was the West Coast Conference Defensive Player of the Year in 2013...Was All-WCC as a junior and senior.
- Played for the USA Collegiate National Team during the summer of 2012.
- His brother Nick, played baseball at Cal Poly.
- Drafted by Baltimore in the 2012 First-Year Player Draft, but did not sign.

CAREER TRANSACTIONS

- Selected by the New York Mets in the 15th round of the 2013 First-Year Player Draft.

CAREER STATISTICS

YEAR	TEAM	AVG	G	AB	R	H	2B	3B	HR	RBI	SH	SF	HBP	BB	SO	SB	CS	SLG	OBP	E
2013	Brooklyn (A)	.170	27	94	8	16	3	0	0	8	1	0	1	8	26	0	0	.202	.243	6
2014	Savannah (A)	.261	84	272	34	71	13	1	4	30	1	4	3	28	68	1	0	.360	.332	11
2015	St. Lucie (A)	.285	82	274	22	78	11	0	2	39	7	4	4	22	62	0	0	.347	.342	5
2016	Binghamton (AA)	.236	64	216	17	51	9	0	1	17	3	2	3	17	55	0	2	.292	.298	4
2017	Binghamton (AA)	.241	42	137	19	33	7	0	1	20	0	0	2	19	31	0	0	.314	.342	2
2018	Las Vegas (AAA)	.255	68	196	33	50	14	1	9	29	2	1	0	23	62	0	0	.474	.332	4
Minor League Totals		.251	367	1189	133	299	57	2	17	143	14	11	13	117	304	1	2	.346	.323	32

NO-HITTERS VS. THE METS

Date	Pitcher (Location)	Score
June 30, 1962	Sandy Koufax (at Los Angeles-NL)	5-0
June 21, 1964 (G1)	Jim Bunning (vs. Philadelphia)	6-0 (Perfect Game)
September 20, 1969	Bob Moose (vs. Pittsburgh)	4-0
October 2, 1972 (G1)	Bill Stoneman (at Montreal)	7-0
August 24, 1975 (G2)	Ed Halicki (at San Francisco)	6-0
September 8, 1993	Darryl Kile (at Houston)	7-1
June 9, 2015	Chris Heston (vs. San Francisco)	5-0
October 3, 2015 (G2)	Max Scherzer (vs. Washington)	2-0



Wilson RAMOS

40 C

@WRamosC3

@wilsonramosc40

HT	6-1	WT	245	BT	R	TH	R
----	-----	----	-----	----	---	----	---

OPENING DAY AGE 31

BIRTHDATE AUGUST 10, 1987

BIRTHPLACE VALENCIA, VENEZUELA

RESIDES VALENCIA, VENEZUELA

MLB SERVICE TIME 8 YEARS, 47 DAYS

SIGNED BY JOSÉ LEÓN (MINNESOTA)

HOW OBTAINED SIGNED A FREE AGENT ON DECEMBER 18, 2018

CONTRACT STATUS SIGNED THROUGH 2020

☆ **ALL-STAR:** 2016 (NL), 2018 (AL) ✕ **SILVER SLUGGER:** 2016 (NL)

CAREER HIGHLIGHTS

- Is a two-time All-Star (2016 and 2018) and a Silver Slugger recipient (2016).
- Since 2011, ranks in the top 10 among all catchers in home runs (108, seventh), RBI (421, tied for seventh), hits (723, ninth), batting average (.273, fifth), slugging (.440, eighth) and OPS (.758, 10th).
- Over the last three seasons, his .826 OPS is second-best among catchers (min. 1,000 PA).
- Is one of three catchers with double-digit home runs in each of the last six seasons (also, Salvador Pérez and Russell Martin).
- For his career, has caught 133 of 399 (33%) of runners attempting to steal (league average during that time is 28 percent).
- Has caught three no-hitters (September, 28, 2014 - Jordan Zimmermann vs. Miami; June 20, 2015 - Max Scherzer vs. Pittsburgh; October 3, 2015 - Max Scherzer vs. the Mets), all coming with Washington...According to Elias, became the first player to catch three no-hitters in a 162-game span.
- Has hit .282 (42-149) with eight doubles, three homers and 27 RBI in 43 career games at Citi Field.

2018 SEASON

- Named to his second-career All-Star team...Was voted the AL's starting catcher but did not play due to injury.
- Was on the 10-Day Disabled List, July 18-August 14 (left hamstring strain)...While on the DL, was acquired by the Phillies from Tampa Bay on July 31 in exchange for a player to be named later or cash considerations.
- Among catchers, ranked third in RBI (65) and seventh in extra-base hits (36)...Had the 10th-most homers in that group (15).
- His 130 OPS+ was the second-best by a catcher (J.T. Realmuto had a 131 OPS+).
- Ranked second in the majors with a .402 average (39-97) with runners in scoring position (min. 110 PA)...Only Houston's Yuli Gurriel (.403) had a higher average with RISP.
- Batted .321 (34-106) with seven doubles, six home runs and a .916 OPS against left-handed pitching.
- In 33 games with the Phillies after being activated from the DL, hit .337 (30-89) with eight doubles, a triple, one homer, 17 RBI, 10 walks and an .879 OPS...Collected a career-high three extra-base hits in his first game as a Phillie on August 15 vs. Boston.

CAREER BESTS

HITS, GAME

4 hits

5x, last, 8/26/18, Philadelphia at Toronto

HOME RUNS, GAME

2 home runs

7x, last, 6/25/18, Tampa Bay vs. Washington

MULTI-HR GAMES

7 multi-home run games

7 two-home run games

LEADOFF HR

None

INSIDE-THE-PARK HR

None

WALK-OFF HOME RUNS

1 walk-off home run

6/21/11, Washington vs. Seattle (David Pauley)

PINCH-HIT HOME RUNS

1 pinch-hit home run

6/9/11, Washington at San Diego (Pat Neshek)

RBI, GAME

5 RBI

3x, last, 9/15/13, Washington vs. Philadelphia

STOLEN BASES, GAME

None

HITTING STREAK

19 games

4/24/15-5/19/15

GRAND SLAMS

3 grand slams

last, 9/22/17, Tampa Bay at Baltimore (Ubaldo Jiménez)

- Had an extra-base hit in a career-best eight-straight games from April 16-28...The last catcher with a longer extra-base hit streak was Sandy Alomar Jr., who had a nine-game streak from September 28, 1996-April 13, 1997...Also had a seven-game extra-base-hit streak, July 9-August 16.

2017 SEASON

- Returned from a torn right ACL and made his Rays debut on June 24...Batted .260 (54-208) with six doubles, 11 home runs and 35 RBI in 64 games, including 57 starts behind the plate.
- Suffered a head laceration after he was struck by Rubén Tejada's broken bat on July 24 vs. Baltimore...Received six staples...Was used as a pinch-hitter the next night and returned to the starting lineup on July 26.
- From August 14 through the end of the season, hit .343 (37-108) with three doubles, eight homers, 22 RBI and a .963 OPS in 32 games.

2016 SEASON

- Tore his right ACL on September 26 vs. Arizona as he leapt for a throw to home plate...Underwent surgery to repair his ACL, medial meniscus and lateral meniscus on October 14.
- Won his first Silver Slugger Award and received two eighth-place votes for NL MVP, finishing tied for 18th in the balloting for that honor.
- Named an All-Star for the first time in his career... Caught 3.0 innings in the Midsummer Classic for the National League.
- Established career-high marks in games played (131), runs scored (58), hits (148), doubles (25), home runs (22), RBI (80), batting average (.307) and slugging percentage (.496).
- His .307 average ranked ninth in the NL.
- Led all NL catchers in slugging percentage and tied with Buster Posey for the league lead in RBI... Ranked second in that group in batting average and homers and tied for second with 47 extra-base hits.
- Entered the All-Star break leading qualified catchers in average (.330), OBP (.382), slugging percentage (.536) and RBI (48)...His 13 home runs at the break led NL catchers.
- Led the majors with a 3.45 catcher's ERA.

2015 SEASON

- Appeared in 128 games for Washington, making 122 starts as their backstop.
- Threw out a career-best 36.2 percent (17-47) of attempted basestealers, the fourth-highest rate in the majors.

- Recorded a career-best 19-game hitting streak from April 24-May 19...Batted .365 (27-74) during that time.

2014 SEASON

- Was limited to 88 games after making a pair stints on the Disabled List...Missed six weeks after suffering a broken left hamate bone on Opening Day...Strained his right hamstring in June and missed another 14 games.
- Placed on the Paternity List on August 5... Homered in his last game before (August 4 vs. Baltimore) and first game after (August 8 at Atlanta) the birth of his daughter, Antonella.

POSTSEASON

- Was the starting catcher for all four games in the NLDS against the Giants...Caught 44.0 innings in a five-day span, including the entirety of the Nats 2-1, 18-inning loss in Game 2.

2013 SEASON

- Was on the Disabled List twice due to a left hamstring strain (April 14-29 and May 16-July 4).
- Produced the best at-bats/homer ratio of his career, belting 16 home runs in 287 at-bats (17.94 AB/HR)...Was the third-best mark by a catcher.
- Returned from his second DL stint on July 4 and hit a three-run, go-ahead homer in the seventh inning vs. Milwaukee as part of a career-best-tying five-RBI output.
- Connected on his first career grand slam, July 28 vs. the Mets off Carlos Torres.

2012 SEASON

- Played in just 25 games...His season ended on May 12 at Cincinnati with a right medial meniscus tear...He injured the knee while chasing a passed ball in the seventh inning.
- Had surgeries performed by Dr. Richard Steadman in Vail, Colorado on June 1 (medial meniscus repair) and July 18 (right knee ACL healing response).

2011 SEASON

- Finished fourth in the NL Rookie of the Year balloting.
- Hit his first pinch-hit home run on June 9 at San Diego...On June 21 vs. Seattle, notched his first walk-off home run.

2010 SEASON

- Split his season between the Twins and Nationals organizations...Was dealt to Washington from Minnesota prior to the trade deadline in a three-player trade for RHP Matt Capps.
- Made his major league debut with Minnesota on May 2 at Cleveland, going 4-5 with a double... Became the first player in the majors with at least four hits in his debut since Colorado's Derrick Gibson (four) in 1998, and the first AL player since Detroit's Billy Bean in 1987.
- Added three hits in his second career game the following day, becoming the first player with at least seven hits within the first two games of his career since Boston's Nanny Fernandez in 1952.
- Had two stints with the Nationals (August 18-20 and September 1 through the end of the season).
- Hit his first career homer on September 8 vs. the Mets off R.A. Dickey.

2009 SEASON

- Was limited to 54 games with New Britain (AA) of the Eastern League...Missed a month with a broken tip of his left middle finger, then nearly two months with a hamstring injury.

2008 SEASON

- Was a mid-season and post-season All-Star with Fort Myers (A) of the Florida State League.

2006 SEASON

- Made his pro debut with the GCL Twins and was named a Gulf Coast League post-season All-Star.

BACKGROUND

- Full name is Wilson Abraham Ramos Campos... Last name is pronounced RAH-mos.
- Earned his nickname "The Buffalo" from Nationals teammate Ian Desmond...Desmond said of his catching prowess: "I don't know how you do that. No matter what, you're always ready to play. You're like a buffalo."
- Began catching when he was five years old... He would often accompany his mother to the ballpark, as she worked security at Venezuela's winter ball stadiums.
- Grew up idolizing and emulating Iván Rodríguez, whom he had as a teammate for the Hall of Famer's final two seasons in the majors (2010-11)...Ramos called the opportunity to learn from him "nothing short of a dream come true"...He says Pudge's biggest impact on him came in learning how to call a game...When Ramos took over Rodríguez's starting job in 2011, Pudge was fully supportive.

- Is the second of eight children...Two of his younger brothers played in the minors: David was a right-handed pitcher in the Nationals system, and Natanael caught in the Mets organization... Their uncle, Miguel Campos, was a catcher in the Cubs system whose career ended as a 20-year-old after being hit in the face by a pitch.
- Endured a well-publicized 51-hour abduction in his native Venezuela from November 9-11, 2011...Was freed in the remote mountains near Montalban by Venezuelan government forces.
- Underwent Lasik surgery during spring training prior to the 2016 season to help improve his vision...Ramos credits the his improvements at the plate to the procedure.

CAREER TRANSACTIONS

- Signed by Minnesota as a non-drafted free agent on July 7, 2004.
- Acquired by the Washington Nationals along with LHP Joe Testa in exchange for RHP Matt Capps on July 30, 2010.
- On the 15-Day Disabled List, May 13, 2012, with a right medial meniscus tear...Transferred to the 60-Day Disabled List on May 15...Missed the rest of the season.
- On the 15-Day Disabled List, April 14-29, 2013, and May 16-July 4, 2013, with left hamstring strains.
- On the 15-Day Disabled List, April 2 (retroactive to April 1)-May 7, 2014, with a fractured hamate bone in his left hand.
- On the 15-Day Disabled List, June 11-26, 2014, with a right hamstring strain.
- On the Paternity List, August 5-7, 2014.
- On the Bereavement List, April 26-May 1, 2016.
- Signed by Tampa Bay as a free agent to a two-year contract, December 12, 2016.
- On the 60-Day Disabled List, April 1-June 24, 2016, as he recovered from surgery to repair a torn right ACL.
- On the 10-Day Disabled List, July 18 (retroactive to July 15)-August 15, 2018, with a left hamstring strain.
- Signed by the New York Mets as a free agent on December 18, 2018 to a two-year contract.

CAREER STATISTICS

YEAR	TEAM	AVG	G	AB	R	H	2B	3B	HR	RBI	SH	SF	HBP	BB	SO	SB	CS	SLG	OBP	E
2006	GCL Twins (R)	.286	46	154	18	44	12	1	3	26	1	3	2	12	14	4	2	.435	.339	9
2007	Beloit (A)	.291	73	292	40	85	17	1	8	42	0	0	5	19	61	1	1	.438	.345	2
2008	Fort Myers (A)	.288	126	452	50	130	23	2	13	78	0	5	6	37	103	0	1	.434	.346	8
2009	New Britain (AA)	.317	54	205	31	65	16	0	4	29	0	1	2	6	23	0	0	.454	.341	4
	GCL Twins (R)#	.316	5	19	4	6	1	1	3	6	0	0	0	0	0	0	0	.947	.316	0
2010	Rochester (AAA)	.241	71	278	25	67	14	0	5	30	2	0	3	12	49	1	2	.345	.280	5
	MINNESOTA (AL)	.296	7	27	2	8	3	0	0	1	0	0	1	0	3	0	0	.407	.321	0
	Syracuse (AAA)	.316	20	79	14	25	3	1	3	8	0	0	0	3	12	0	0	.494	.341	0
	WASHINGTON (NL)	.269	15	52	3	14	4	0	1	4	0	0	0	2	9	0	0	.404	.296	0
2011	WASHINGTON (NL)	.267	113	389	48	104	22	1	15	52	4	2	2	38	76	0	2	.445	.334	5
2012	WASHINGTON (NL)	.265	25	83	11	22	2	0	3	10	0	1	0	12	19	0	0	.398	.354	1
2013	WASHINGTON (NL)	.272	78	287	29	78	9	0	16	59	0	1	0	15	42	0	1	.470	.307	8
	Harrisburg (AA)#	.500	2	4	1	2	1	0	0	0	0	0	0	1	0	0	0	.750	.600	0
	GCL Nationals (R)#	.000	2	3	0	0	0	0	0	0	0	0	1	1	0	0	0	.000	.400	1
	Potomac (A)#	.000	3	10	0	0	0	0	0	0	0	0	1	1	1	0	0	.000	.167	0
2014	WASHINGTON (NL)	.267	88	341	32	91	12	0	11	47	0	3	0	17	57	0	0	.399	.299	5
	Hagerstown (A)#	.667	1	3	1	2	0	0	1	3	0	0	0	1	0	0	0	1.667	.750	0
	Harrisburg (AA)#	.182	3	11	1	2	0	0	1	4	0	0	0	0	1	0	0	.455	.182	0
	Potomac (A)#	.556	2	9	1	5	1	0	1	5	0	0	0	0	0	0	0	1.000	.556	0
2015	WASHINGTON (NL)	.229	128	475	41	109	16	0	15	68	0	8	0	21	101	0	0	.358	.258	6
2016	WASHINGTON (NL)	.307	131	482	58	148	25	0	22	80	0	4	2	35	79	0	0	.496	.354	3
2017	Charlotte (A)#	.143	5	14	0	2	1	0	0	0	0	0	0	1	3	0	0	.214	.200	0
	Durham (AAA)#	.250	8	28	4	7	2	0	2	5	0	0	0	2	1	0	0	.536	.300	0
	TAMPA BAY (AL)	.260	64	208	19	54	6	0	11	35	0	3	0	10	36	0	0	.447	.290	4
2018	TAMPA BAY (AL)	.297	78	293	30	87	14	0	14	53	0	0	0	22	61	0	0	.488	.346	4
	Clearwater (A)#	.444	3	9	2	4	3	0	0	0	0	0	0	0	2	0	0	.778	.444	0
	PHILADELPHIA (NL)	.337	33	89	9	30	8	1	1	17	0	0	0	10	19	0	0	.483	.396	1
	Minor League Totals	.273	760	2726	282	745	121	2	109	426	4	24	5	182	502	0	3	.439	.317	29
	Major League Totals	.284	424	1570	192	446	94	6	44	236	3	9	20	96	270	6	6	.436	.332	37

- rehabilitation assignment

CAREER PLAYOFF STATISTICS

YEAR	RND	TEAM/OPP	AVG	G	AB	R	H	2B	3B	HR	RBI	SH	SF	HBP	BB	SO	SB	CS	SLG	OBP	E
2014	NLDS	WAS vs SFG	.118	4	17	1	2	0	0	0	0	1	0	0	1	6	0	0	.118	.167	0

ALL-STAR GAME

YEAR	LEAGUE/SITE	AVG	G	AB	R	H	2B	3B	HR	RBI	SH	SF	HBP	BB	SO	SB	CS	SLG	OBP	E	
2016	NL/San Diego	.000	1	1	0	0	0	0	0	0	0	0	0	0	1	0	0	.000	.000	0	
2018	AL/Washington																				

Did Not Play - Injured

CAREER FIELDING

POS	G	PO	A	E	PCT	TC	DP
C	729	5572	395	37	.994	6004	24





Jacob RHAME

35 RHP

@jRhame16

@jrhame16

HT	6-1	WT	218	BT	R	TH	R
----	-----	----	-----	----	---	----	---

OPENING DAY AGE 26
BIRTHDATE MARCH 16, 1993
BIRTHPLACE ATLANTA, GA
RESIDES CORINTH, TX
MLB SERVICE TIME 0 YEARS, 139 DAYS
SIGNED BY CALVIN JONES (LOS ANGELES-NL)
HOW OBTAINED ACQUIRED FROM LOS ANGELES-NL IN EXCHANGE FOR OF CURTIS GRANDERSON ON AUGUST 20, 2017
CONTRACT STATUS ARBITRATION ELIGIBLE AFTER 2021. FREE AGENT AFTER 2024

2018 SEASON

- Recalled for the 10th time during the year from Las Vegas (AAA) of the Pacific Coast League on August 31.
- Stranded 10 of 12 inherited runners...Retired 24 of 30 first batters faced.
- Collected his first major league save in his 12th career major league game on April 8 at Washington...Became the fifth Mets rookie to earn a save in one of the team's first 10 games of a season...The four others are: Bob Apodaca (1974), Rick Baldwin (1975), Mardie Cornejo (1978) and Orber Moreno (2004)...Courtesy of Elias.
- Closed the year with a career-high 7.2 scoreless innings from September 4-29 (seven games).
- Allowed 11 of his 21 earned runs over a seven-game stretch from July 31-September 4 (9.2 innings).
- Had a 1.42 ERA (two earned runs/12.2 innings) at home.
- Went 1-2 with 11 saves and a 3.06 ERA (11 earned runs/32.1 innings) with Las Vegas...Was tied for 10th in the PCL in saves.

2017 SEASON

- Was acquired from the Los Angeles Dodgers on August 20 as the player-to-be-named-later to complete the August 19 trade that sent outfielder Curtis Granderson to the Dodgers.
- Recalled from Las Vegas (AAA) of the Pacific Coast League on September 1.
- Made his major league debut on September 2 at Houston in the first game of a doubleheader and tossed 1.1 scoreless innings.
- Earned his first major league win on September 30 at Philadelphia with 2.0 scoreless frames in a 7-4, 11-inning victory.

2016 SEASON

- Spent the entire season with the Oklahoma City Dodgers (AAA) of the Pacific Coast League.
- Held opponents to a .231 batting average while striking out 70 batters and walking 28.

2015 SEASON

- Split the season with Rancho Cucamonga (A) of the California League and Tulsa (AA) of the Texas League...Combined to go 3-3 with a 2.68 ERA (17 earned runs/57.0 innings) and earned three saves in 44 appearances.
- Struck out 70 batters in a combined 57.0 innings.

CAREER BESTS

WIN STREAK

1 game

2x, last, 9/20/18-present

LOSS STREAK

2 games

5/26/18-8/11/18

STRIKEOUTS, GAME

2 strikeouts

8x, last, 9/20/18 at Washington

LONGEST OUTING, RELIEVER

2.0 innings

7x, last, 9/29/18 vs. Miami

MOST WALKS, GAME

2 walks

4x, last, 9/20/18 at Washington

SCORELESS STREAK

7.2 innings

9/4/18-present

2014 SEASON

- Struck out 90 batters and walked 14...Held opposing hitters to a .198 average with a 0.92 WHIP.

2013 SEASON

- Spent his first professional season with Ogden (R) of the Pioneer League.

BACKGROUND

- Jacob Alan Rhame (pronounced RAME, rhymes with game) attended John H. Guyer (TX) High School.
- Ranked as the No. 35 player in the state of Texas by *Perfect Game* in 2011 following his senior year at Guyer.

- Attended the University of Oklahoma before transferring to Grayson County Junior College (TX).
- Played a year in the Alaskan Summer League in 2012 for Anchorage.

CAREER TRANSACTIONS

- Selected by the Los Angeles Dodgers in the sixth round of the 2013 First-Year Player Draft.
- Acquired by the New York Mets from Los Angeles-NL on August 20, 2017 in exchange for OF Curtis Granderson.

CAREER STATISTICS

YEAR	TEAM	W-L	ERA	G	GS	CG	SHO	SV	IP	H	R	ER	HR	HB	BB	SO	WP	BK
2013	Ogden (R)	1-2	4.58	20	0	0	0	8	19.2	19	13	10	2	1	9	21	2	0
2014	Great Lakes (A)	5-4	2.00	51	0	0	0	9	67.1	48	16	15	3	0	14	90	5	1
2015	Rancho Cucamonga (A)	0-0	0.00	5	0	0	0	1	7.0	2	0	0	0	0	1	13	0	0
	Tulsa (AA)	3-3	3.06	39	0	0	0	2	50.0	34	17	17	5	1	19	57	1	0
2016	Oklahoma City (AAA)	1-7	3.29	54	0	0	0	7	63.0	53	24	23	5	0	28	70	4	0
2017	Oklahoma City (AAA)	0-2	4.31	41	0	0	0	2	48.0	52	24	23	6	0	10	55	3	0
	Las Vegas (AAA)	0-1	1.50	4	0	0	0	0	6.0	2	1	1	0	0	0	11	0	0
	METS	1-1	9.00	9	0	0	0	0	9.0	12	9	9	2	0	7	7	0	0
2018	METS	1-2	5.85	30	0	0	0	1	32.1	38	21	21	8	1	8	28	0	0
	Las Vegas (AAA)	1-2	3.06	25	0	0	0	11	32.1	22	14	11	4	1	8	41	2	0
Minor League Totals		11-21	3.07	239	0	0	0	40	293.1	232	109	100	25	3	89	358	17	1
Major League Totals		2-3	6.53	39	0	0	0	1	41.1	50	30	30	10	1	15	35	0	0

MAJOR LEAGUE HITTING TOTALS

YEAR	TEAM	AVG	G	AB	R	H	2B	3B	HR	RBI	SH	SF	HB	BB	SO	SB	CS	SLG	OBP	E
2018	METS	.000	29	1	0	0	0	0	0	0	0	0	0	0	1	0	0	.000	.000	0
Career Totals		.000	37	1	0	0	0	0	0	0	0	0	0	0	1	0	0	.000	.000	0

CAREER FIELDING

POS	G	PO	A	E	PCT	TC	DP
P	39	1	4	0	1.000	5	0

PITCHER GRAND SLAMS

In the entire history of the club, only two Mets pitchers have hit a grand slam home run. The first one came in the club's second season, on July 15, 1963. Frank Thomas, Joe Hicks and Larry Burright were the runners when Carl Willey belted a drive over the Polo Grounds right field wall off Houston's Ken Johnson. The home run came in the second inning of the Mets' 14-5 win over the Colt 45s, and also represented the first home run ever by a Mets pitcher.

Four years later, on May 20, 1967, Jack Hamilton blasted a bases-loaded home run at Shea off St. Louis' Al Jackson. Tommy Davis, Ken Boyer and Jerry Grote marched home ahead of Hamilton, who connected in the second inning of the Mets 11-9 loss to the Cards.

And it hasn't happened since.



T.J. RIVERA

19 INF

@TJ_Rivera_

@tj_rivera_

HT	6-1	WT	190	BT	R	TH	R
----	-----	----	-----	----	---	----	---

OPENING DAY AGE 30
BIRTHDATE OCTOBER 27, 1988
BIRTHPLACE BRONX, NY
RESIDES BRONX, NY
MLB SERVICE TIME 2 YEARS, 54 DAYS
SIGNED BY TOMMY JACKSON
HOW OBTAINED SIGNED AS A NON-DRAFTED FREE AGENT ON JUNE 15, 2011
CONTRACT STATUS ARBITRATION ELIGIBLE AFTER 2019. ELIGIBLE FREE AGENT AFTER 2022

2018 SEASON

- Played in six minor league rehabilitation games after recovering from Tommy John surgery.
- Last appeared in a game on July 13...Suffered a sprained right elbow during his rehab assignment and was shut down for the season.

2017 SEASON

- Placed on the 10-Day Disabled List on July 28, retroactive to July 27, with a partial tear of the ulnar collateral ligament of his right elbow...Underwent surgery to repair the tear of the ulnar collateral ligament in his right elbow on September 14 in Florida.
- Established career-highs in home runs (five), RBI (27), doubles (13), hits (62) and games played (73) in his second season in the major leagues.
- Made his first career Opening Day roster...Optioned to Las Vegas (AAA) of the Pacific Coast League on April 14...Also with the Mets April 20-June 11 and June 13 until July 27.
- At the time of his injury, Rivera ranked among NL rookie leaders in batting average (.290, third), on-base percentage (.330, fifth), hits (62, seventh) and runs (27, ninth).
- His .290 average was fifth among all rookies (min. 200 at-bats).
- Hit his first career pinch-hit homer on June 10 at Atlanta (Game 2).
- Had a career-best 11-game hitting streak from June 29-July 16...Batted .425 (17-40) with four doubles, three home runs, 10 RBI and eight runs scored during the run...It was the longest hitting streak by a Mets rookie since Juan Lagares hit safely in 12 straight games from August 25-September 7, 2013.
- Played for Puerto Rico in the 2017 World Baseball Classic...Hit two home runs and drove in five runs in eight games played...Saw action in the tournament at first base (six games), second base (one game) and third base (one game).

2016 SEASON

- Began the season with Las Vegas (AAA) before having his contract selected on August 10...Was optioned back to Las Vegas on August 19...Was also with the Mets from August 23-26, August 27-28 and September 6 through the remainder of the season.
- Made his major league debut on August 10 vs. Arizona (started at third base).
- Went 4-4 with two runs scored on August 16 at Arizona, his fifth start...Became the fourth Mets player to go 4-4 or better in one of his first five starts in the majors.

CAREER BESTS

HITS, GAME
4 hits

2x, 6/18/17 vs. Washington

HOME RUNS, GAME
1 home run

8x, last, 7/14/17 vs. Colorado

LEADOFF HR
None

INSIDE-THE-PARK HR
None

WALK-OFF HOME RUNS
None

PINCH-HIT HOME RUNS
1 pinch-hit home run
6/10/17 at Atlanta (Game 2)

RBI, GAME
3 RBI
3x, last, 7/14/17 vs. Colorado

STOLEN BASES, GAME
None

HITTING STREAK
11 games
6/29/17-7/16/17

GRAND SLAMS
None

- Went 3-4 on September 13 at Washington...Hit his first career major league homer in the 10th inning to give the Mets the win...According to Elias, the last Met to hit their first career homer in extra innings was Lastings Milledge June 4, 2006 at San Francisco...His three RBI were a career-high.
- Won the Pacific Coast League batting title with his .353 (143-405) average for Las Vegas, edging teammate Brandon Nimmo (.352).
- Was the Sterling Award winner at Las Vegas, emblematic of the Most Valuable Player on his 51s team.
- Named to the PCL mid-season All-Star team.

POSTSEASON

- Started at second base in the NL Wild Card Game vs. San Francisco and had the team's only extra-base hit (double).

2014 SEASON

- Led all qualifying Mets minor leaguers with his .349 combined batting average (158-453).
- Selected to the Florida State League mid-season All-Star team for a third-straight season.

2013 SEASON

- Selected to the Florida State League mid-season All-Star squad.

2012 SEASON

- Named to the South Atlantic League mid-season All-Star team.

BACKGROUND

- Thomas Javier (T.J.) Rivera graduated from Lehman High School (Bronx, NY).
- Played for former Met Mackey Sasser while attending junior college at Wallace Community College (AL) before attending Troy University.
- Made a surprise visit to his old high school on October 26, 2016 to meet the students and share his inspirational story of making to the major leagues.
- Delivered turkeys to Queens families in November, 2016 as part of MetsGiving.
- Was the Mets' 2017 Roberto Clemente Award winner.
- Was the 2018 Thurman Munson Award winner for contributions to the community and performance on the field.
- Attended New York Governor Andrew Cuomo's New York State of the State on January 4, 2018.

CAREER TRANSACTIONS

- Signed as a non-drafted free agent on July 4, 2011.
- On the 10-Day Disabled List, July 28-end of the 2017 season, with a partial tear of the collateral ligament of his right elbow.
- On the 60-Day Disabled List, February 18, 2018-November 2, 2018, recovery from Tommy John surgery.

CAREER STATISTICS

YEAR	TEAM	AVG	G	AB	R	H	2B	3B	HR	RBI	SH	SF	HBP	BB	SO	SB	CS	SLG	OBP	E
2011	Kingsport (R)	.290	27	93	17	27	6	0	1	14	0	0	1	8	16	3	1	.387	.353	3
	Brooklyn (A)	.326	15	43	6	14	2	0	0	5	1	2	0	2	7	0	1	.372	.340	1
2012	Savannah (A)	.333	64	261	42	87	14	1	8	37	3	3	3	26	33	4	3	.487	.396	13
	St. Lucie (A)	.306	64	255	31	78	15	3	1	29	4	1	2	14	38	7	2	.400	.346	13
2013	St. Lucie (A)	.289	125	502	76	145	23	1	2	51	7	3	13	34	73	6	2	.351	.348	10
2014	St. Lucie (A)	.341	61	252	42	86	16	0	4	47	0	3	5	14	37	2	1	.452	.383	7
	Binghamton (AA)	.358	54	201	28	72	13	0	1	28	0	5	4	11	27	1	0	.438	.394	8
2015	Las Vegas (AAA)	.306	54	183	26	56	17	1	2	21	2	0	4	7	25	0	0	.443	.345	4
	Binghamton (AA)	.341	56	220	37	75	10	0	5	27	0	0	2	12	22	1	1	.455	.380	2
2016	Las Vegas (AAA)	.353	105	405	67	143	31	1	11	85	2	5	7	23	54	3	3	.516	.393	8
	METS	.333	33	105	10	35	4	1	3	16	0	4	1	3	17	0	0	.476	.345	3
2017	METS	.290	73	214	27	62	13	1	5	27	1	2	5	9	32	1	0	.430	.330	6
	Las Vegas (AAA)	.286	5	21	3	6	1	0	1	4	0	0	0	1	3	0	0	.476	.318	0
2018	St. Lucie (A)#	.211	5	19	1	4	1	0	0	1	0	0	0	0	3	0	0	.263	.211	0
	Las Vegas (AAA)#	.000	1	3	0	0	0	0	0	0	0	0	0	0	1	0	0	.000	.000	0
Minor League Totals		.323	636	2458	376	793	149	7	36	349	19	22	41	152	339	27	14	.433	.369	69
Major League Totals		.304	106	319	37	97	17	2	8	43	1	6	6	12	49	1	0	.445	.335	9

#- rehabilitation assignment

CAREER PLAYOFF STATISTICS

YEAR	RND	TEAM/OPP	AVG	G	AB	R	H	2B	3B	HR	RBI	SH	SF	HBP	BB	SO	SB	CS	SLG	OBP	E
2016	NLWC	NYM vs. SF	.250	1	4	0	1	1	0	0	0	0	0	0	0	0	0	0	.500	.250	0

WORLD BASEBALL CLASSIC

YEAR	CLUB	AVG	G	AB	R	H	2B	3B	HR	RBI	SH	SF	HB	BB	SO	SB	CS	SLG	OBP	E
2017	Puerto Rico	.154	8	26	3	4	1	0	2	5	0	1	1	0	4	0	0	.423	.179	0

CAREER FIELDING

POS	G	PO	A	E	PCT	TC	DP
1B	21	130	13	1	.993	144	16
2B	38	48	66	0	1.000	114	14
3B	37	21	52	8	.901	81	6
OF	3	1	0	0	1.000	1	0




LAST TIME THE METS SCORED

RUNS

- 24 August 16 (Game One), 2018 at Philadelphia
- 23 August 17, 1987 at Chicago-NL
- 20 August 7, 1971 at Atlanta
- 19 June 12, 1990 at Chicago-NL
- 18 September 5, 2010 at Chicago-NL
- 17 September 25, 2016 vs. Philadelphia
- 16 August 15, 2018 at Baltimore
- 15 July 25, 2015 vs. Los Angeles-NL
- 14 April 29, 2018 at San Diego

HITS

- 28 July 4, 1985 at Atlanta
- 25 August 16 (Game One), 2018 at Philadelphia
- 23 April 29, 2000 at Colorado
- 22 July 3, 2016 vs. Chicago-NL
- 21 August 21, 2015 at Colorado
- 20 June 23, 2017 at San Francisco
- 19 August 15, 2018 at Baltimore
- 18 September 5, 2014 at Cincinnati
- 17 June 6, 2017 at Texas



Amed ROSARIO

1 INF

@Amed_Rosario

@amedrosario1

HT	6-2	WT	190	BT	R	TH	R
----	-----	----	-----	----	---	----	---

OPENING DAY AGE 23
BIRTHDATE NOVEMBER 20, 1995
BIRTHPLACE SANTO DOMINGO CENTRO, DR
RESIDES SANTO DOMINGO ESTE, DR
MLB SERVICE TIME 1 YEAR, 62 DAYS
SIGNED BY GERARDO CABRERA
HOW OBTAINED SIGNED AS A NON-DRAFTED FREE AGENT ON JULY 2, 2012
CONTRACT STATUS ARBITRATION ELIGIBLE AFTER 2020. ELIGIBLE FREE AGENT AFTER 2023

STERLING ORGANIZATIONAL PLAYER OF THE YEAR: 2016

2018 SEASON

- Made his first Opening Day roster.
- Finished tied for sixth in the National League and tied for 11th in the majors with 32 hits in September...Hit .283 (32-113) in the last month of the season.
- Hit .294 (62-211) over his final 50 games with a plate appearance with nine doubles, two triples, five homers, 23 RBI, 36 runs scored and 15 steals.
- Finished with 18 steals in the second half, second-most in the NL...Was tied for ninth in the NL with 43 runs in the second half.
- Had a career-high 51 RBI...The last Mets to drive in more than 50 runs at age 22 or younger were José Reyes (58) and David Wright (102), who each did so in 2005 as 22-year-olds.
- His 24 stolen bases was tied for seventh in the NL...Was successful in 23 of his last 30 attempts (76.7 percent) after being caught in four of his first five attempts.
- Became the 33rd player in franchise history with a 20-steal season and the fifth Met overall with at least 20 steals in a season before his age 23 season, joining José Reyes, Gregg Jefferies, Darryl Strawberry, Lee Mazzilli, David Wright and Lenny Dykstra...The last Met to have more than 20 steals in their age 22 season or younger was José Reyes (60), who did so as a 22-year-old in 2005.
- Had a career-high eight triples, tied for seventh-most in the majors...Since August 1, 2017 (the date of his MLB debut), Rosario has 12 triples, (Arizona's Ketel Marte and Cincinnati's Billy Hamilton has 14 each, and Seattle's Dee Gordon have 13).
- Had a career-best eight-game hitting streak twice: June 14-22 and August 27-September 5...Hit .333 (10-30) in the first streak, and .432 (16-37) in the second.
- Finished the season leading the Mets with 46 hits, eight stolen bases and 28 runs scored in the seventh inning or later.
- Went 4-7 with his second leadoff homer of the season, three RBI and four runs scored in Game 1 of a doubleheader at Philadelphia on August 16...The four hits and four runs were career-highs while his three RBI tied his career high (finished the season with four three RBI games).
- Hit his first career leadoff homer on August 13 at Yankee Stadium...Was the fifth time a Met has hit a leadoff homer vs. the Yankees...The other four were Brandon Nimmo (June 8, 2018), Curtis Granderson (April 26, 2015 and August 3, 2016) and José Reyes (June 19, 2010).
- Set a career-high with two triples on July 10 vs. Philadelphia.

CAREER BESTS

HITS, GAME

4 hits

8/16/18 at Philadelphia (G1)

HOME RUNS, GAME

2 home runs

5/20/18 vs. Arizona

LEADOFF HR

2 leadoff home runs

last, 8/16/18 at Philadelphia (G1)

INSIDE-THE-PARK HR

None

WALK-OFF HOME RUNS

None

PINCH-HIT HOME RUNS

None

RBI, GAME

3 RBI

4x, last, 9/12/18 vs. Miami

STOLEN BASES, GAME

2 stolen bases

2x, last, 9/29/18 vs. Miami

HITTING STREAK

8 games

2x, last, 8/27/18-9/5/18

GRAND SLAMS

None

ROSARIO, AMED

- Recorded his first career multi-homer game with his two-homer performance on May 20 vs. Arizona...Hit a game-tying home run in the sixth before hitting another solo shot in the seventh...The multi-homer game was his first in his professional career.
- His multi-homer game came out of the ninth spot in the order, only the fourth time in team history someone in that spot in the order recorded a multi-homer game...The others are Curtis Granderson (August 30, 2016 vs. Miami), Noah Syndergaard (May 11, 2016 at Los Angeles-NL) and Walt Terrell (August 6, 1983 at Chicago-NL).
- Connected on his second go-ahead homer on August 27 at Washington in the first game of a doubleheader...According to Elias, at the time of his home run, Rosario and Cody Bellinger were the only two 21-year-olds to have two game-winning home runs in late-inning pressure situations.
- Hit .328 (129-393) with 19 doubles, seven triples, seven homers, 58 RBI, 19 stolen bases and 66 runs scored in 94 games for the 51s...At the time of his promotion, Rosario was among the PCL leaders in hits (second), triples (tied for ninth), average (10th) and stolen bases (tied for third).

2017 SEASON

- Was recalled from Las Vegas (AAA) of the Pacific Coast League on August 1...At age 21, Rosario was the sixth-youngest player in the majors at the time of his debut.
- Recorded his first major league hit with an infield single in his major league debut on August 1 at Colorado...Collected his first big league RBI with his first career triple on August 2 at Colorado...Tripled in two of his first three career games and is the first Met in team history to do so.
- Was tied for fourth among NL rookies with four triples.
- Missed five games (September 4-8) with swelling in his right index finger...Also missed a series in Miami (September 18-20) with gastroenteritis...Spent a night at the University of Miami hospital.
- Hit a go-ahead home run in the ninth inning on August 11 at Philadelphia for his first major league homer...At 21 years, 264 days, Rosario became the youngest Mets player to generate a go-ahead homer in the ninth inning or later -- first MLB homer or not -- since David Wright hit one at 21 years, 243 days on August 19, 2004 at Colorado...Research courtesy of Elias.
- At the time of his home run, only three active major leaguers hit their first home run as a go-ahead homer in the ninth inning or later...They were Javier Baez (2014), Jay Bruce (2008) and Miguel Cabrera (2003)...Courtesy of Elias.
- Hit his second career homer with his two-run home run off Aroldis Chapman on August 15...Rosario (21 years, 268 days) and Dominic Smith (22 years, 61 days) both homered on August 15 and are the first pair of Mets under the age of 23 to homer in the same game since David Wright (22 years, 247 days) and José Reyes (22 years, 74 days) did so on August 24, 2005 in the Mets' 18-4 win at Arizona.

- Was named a PCL mid-season and post-season All-Star, the PCL Rookie of the Year and participated in his second consecutive SiriusXM Futures Game.
- Entered the season as the Mets' top prospect according to *Baseball America* and was *MLB.com*'s second-best prospect in all of baseball at the time of his promotion.

2016 SEASON

- Named the Sterling Organizational Co-Player of the Year along with outfielder Brandon Nimmo.
- Hit a combined .324 (155-479) with 24 doubles, 13 triples, five home runs, 71 RBI, 19 stolen bases and a .374 on-base percentage in 120 games between St. Lucie (A) of the Florida State League and Binghamton (AA) of the Eastern League.
- Selected to the World Team for the SiriusXM Futures Game on July 10 as part of All-Star Week in San Diego.
- Named a Florida State League mid-season All-Star...Selected as the Most Exciting Player in the FSL by *Baseball America*.

2014 SEASON

- Selected to the New York-Penn League All-Star team.

BACKGROUND

- German Amed Rosario graduated from Centro Educativo Rosario in Santo Domingo, DR.
- Donates cleats, equipment and clothing to area children in his hometown.
- Enjoys watching movies, going out to eat and shopping in his free time.
- Helped underprivileged families by taking them a holiday shopping spree during the winter in each of the last two years.

CAREER TRANSACTIONS

- Signed as a non-drafted free agent on July 2, 2012.

CAREER STATISTICS

YEAR	TEAM	AVG	G	AB	R	H	2B	3B	HR	RBI	SH	SF	HBP	BB	SO	SB	CS	SLG	OBP	E
2013	Kingsport (R)	.241	58	212	22	51	8	4	3	23	0	2	1	11	43	2	6	.358	.279	14
2014	Brooklyn (A)	.289	68	266	39	77	11	5	1	23	2	2	3	17	47	7	3	.380	.337	20
	Savannah (A)	.133	7	30	2	4	0	1	1	4	0	0	0	1	11	0	0	.300	.161	1
2015	St. Lucie (A)	.257	103	385	41	99	20	5	0	25	3	1	5	23	73	12	4	.335	.307	17
	Binghamton (AA)	.100	2	10	1	1	0	0	0	1	0	0	0	0	5	1	0	.100	.100	0
2016	St. Lucie (A)	.309	66	265	27	82	10	8	3	40	0	3	1	21	36	13	6	.442	.359	11
	Binghamton (AA)	.341	54	214	38	73	14	5	2	31	0	3	1	19	51	6	2	.481	.392	12
2017	Las Vegas (AAA)	.328	94	393	66	129	19	7	7	58	0	5	4	23	67	19	6	.466	.367	19
	METS	.248	46	165	16	41	4	4	4	10	0	0	2	3	49	7	3	.394	.271	6
2018	METS	.256	154	554	76	142	26	8	9	51	3	3	3	29	119	24	11	.381	.295	16
Minor League Totals		.291	452	1775	236	516	82	35	17	205	5	16	15	115	333	60	27	.405	.336	94
Major League Totals		.255	200	719	92	183	30	12	13	61	3	3	5	32	168	31	14	.384	.290	22

CAREER FIELDING

POS	G	PO	A	E	PCT	TC	DP
SS	191	219	439	22	.968	680	80





Ryder RYAN

84 NON-ROSTER INVITEE
RHP

ryderryan15

HT	6-2	WT	205	BT	R	TH	R
----	-----	----	-----	----	---	----	---

OPENING DAY AGE 23
BIRTHDATE MAY 11, 1995
BIRTHPLACE HUNTERSVILLE, NC
RESIDES HUNTERSVILLE, NC
MLB SERVICE TIME 0 YEARS, 0 DAYS
SIGNED BY BOB MAYER (CLEVELAND)
HOW OBTAINED ACQUIRED BY THE NEW YORK METS FROM CLEVELAND IN EXCHANGE FOR OF JAY BRUCE ON AUGUST 9, 2017
CONTRACT STATUS SIGNED THROUGH 2019

2018 SEASON

- Split the season between St. Lucie (A) of the Florida State League and Binghamton (AA) of the Eastern League.
- Was a mid-season Florida State League All-Star... Posted a 1.77 ERA (four earned runs/20.1 innings) in 16 games with St. Lucie before his promotion.

2017 SEASON

- Was named a mid-Season All-Star at Lake County (A) of the Midwest League...Struck out 10.67 batters per nine innings (49 strikeouts/41.1 innings).
- Pitched to a 2.08 ERA (three earned runs/13.0 innings) in eight games with Columbia (A) of the South Atlantic League after being acquired by the Mets on August 9.

2016 SEASON

- Made his professional debut with the AZL Indians (R) of the Arizona League...Fanned 24 in 18.2 innings over 15 appearances.

BACKGROUND

- Ryder Michael Ryan graduated from North Mecklenburg (NC) High School before attending the University of North Carolina at Chapel Hill.
- Was coached by his father, Sean, at North Mecklenburg (NC) High School.
- As a high schooler, was ranked as the No. 1 third baseman and the No. 3 player overall in North Carolina by *Perfect Game*...Was the No. 5 third baseman and the No. 120 player in the country according to *Perfect Game*.
- Primarily played third base while attending North Carolina but did make one career relief appearance for the Tar Heels.
- Was drafted by the Indians twice...Was also chosen in the 40th round of the 2014 First-Year Player Draft, but did not sign.

CAREER TRANSACTIONS

- Selected by the Cleveland Indians in the 30th round of the 2016 First-Year Player Draft.
- Acquired by the New York Mets from Cleveland in exchange for OF Jay Bruce on August 9, 2017.

CAREER STATISTICS

YEAR	TEAM	W-L	ERA	G	GS	CG	SHO	SV	IP	H	R	ER	HR	HB	BB	SO	WP	BK
2016	AZL Indians (R)	0-1	3.86	15	0	0	0	1	18.2	21	9	8	1	1	9	24	3	0
2017	Lake County (A)	3-4	4.79	33	0	0	0	6	41.1	44	28	22	4	3	17	49	2	1
	Columbia (A)	0-0	2.08	8	0	0	0	0	13.0	6	3	3	1	0	5	13	0	0
2018	St. Lucie (A)	1-0	1.77	16	0	0	0	2	20.1	14	4	4	0	0	5	23	2	0
	Binghamton (AA)	3-3	4.13	26	0	0	0	3	32.2	27	17	15	5	3	10	36	7	0
Minor League Totals		7-8	3.71	98	0	0	0	12	126.0	112	61	52	11	7	46	145	14	1



Ali SÁNCHEZ

NON-ROSTER INVITEE

74 C

@Alisanchez2020

HT	6-1	WT	200	BT	R	TH	R
----	-----	----	-----	----	---	----	---

OPENING DAY AGE 22
BIRTHDATE JANUARY 20, 1997
BIRTHPLACE CARORA, VENEZUELA
RESIDES CARORA, VENEZUELA
MLB SERVICE TIME 0 YEAR, 0 DAYS
SIGNED BY ROBER ESPEJO & HECTOR RINCONES
HOW OBTAINED SIGNED AS A NON-DRAFTED FREE AGENT ON JULY 2, 2013
CONTRACT STATUS SIGNED THROUGH 2019

2018 SEASON

- Split his season between Columbia (A) of the South Atlantic League and St. Lucie (A) of the Florida State League.
- Set career best marks in hits (87), runs scored (37), doubles (20), triples (one), home runs (six) and RBI (38).
- Was ranked the No. 23 Mets prospect by *MLB Pipeline*...

2017 SEASON

- With Columbia (A), missed time due to two stints on the Disabled List...Was out from July 13-22 with a broken left hamate bone...Was placed back on the Disabled List on July 25 and missed the rest of the season... Underwent surgery to remove the bone on July 27.

2016 SEASON

- Opposing baserunners were caught stealing 29 times in 61 attempts (47.5 percent).

2015 SEASON

- Played most of the season with the GCL Mets (R).
- Caught 26 of 56 (46.4 percent) potential base-stealers.

2014 SEASON

- Was the Sterling Award winner for the DSL Mets (R) in his first professional season...Was also named a Mid-Season Dominican Summer League All-Star.
- Threw out 37 of 72 (51.4 percent) of runners attempting to steal.

BACKGROUND

- Ali Miguel Sánchez grew up playing shortstop before transitioning to catching as a teenager.
- Learned English when Gulf Coast Manager José Carreno told him he needed to do so in order to communicate with the pitching staff.

CAREER TRANSACTIONS

- Signed by the New York Mets as a non-drafted free agent on July 2, 2013.

CAREER STATISTICS

YEAR	TEAM	AVG	G	AB	R	H	2B	3B	HR	RBI	SH	SF	HBP	BB	SO	SB	CS	SLG	OBP	E
2014	DSL Mets1 (R)	.303	50	175	21	53	7	0	3	24	2	1	4	27	31	6	6	.394	.406	5
2015	GCL Mets (R)	.278	46	162	20	45	6	0	0	17	0	0	3	12	26	2	0	.315	.339	2
	Kingsport (R)	.182	3	11	2	2	0	0	0	3	0	0	0	0	2	0	0	.182	.182	0
2016	Brooklyn (A)	.216	46	171	15	37	10	0	0	11	0	0	0	10	26	2	0	.275	.260	6
2017	Columbia (A)	.231	56	182	20	42	3	0	1	15	2	1	2	13	26	2	3	.264	.288	4
2018	Columbia (A)	.259	50	193	26	50	11	1	4	22	0	2	0	10	23	1	1	.389	.293	3
	St. Lucie (A)	.274	38	135	11	37	9	0	2	16	0	2	0	5	15	1	1	.385	.296	2
Minor League Totals		.259	289	1029	115	266	46	1	10	108	4	6	9	77	149	14	11	.334	.314	22



Héctor SANTIAGO

46 NON-ROSTER INVITEE
LHP

[@hecsantiago53](https://twitter.com/hecsantiago53)
[@hecsantiago53](https://www.instagram.com/hecsantiago53)

HT	6-0	WT	215	BT	R	TH	L
----	-----	----	-----	----	---	----	---

OPENING DAY AGE 31
BIRTHDATE DECEMBER 16, 1987
BIRTHPLACE NEWARK, N.J.
RESIDES GUAYNABO, PUERTO RICO
MLB SERVICE TIME 7 YEARS, 16 DAYS
SIGNED BY CHUCK FOX (CHICAGO-AL)
HOW OBTAINED SIGNED AS A FREE AGENT ON JANUARY 8, 2019
CONTRACT STATUS SIGNED THROUGH 2019

☆ **ALL-STAR: 2015**

2018 SEASON

- Primarily pitched out of the bullpen for the first time since 2012... As a relief pitcher, owned a 3.87 ERA (32 earned runs/74.1 innings) over 42 games...In seven starts, had a mark of 6.12 (22 earned runs/32.1 innings).
- Fanned 103 batters in 102.0 innings...Averaged more than one strikeout per inning for the first time since 2012, when he struck out a career-best 10.1 batters per nine innings.
- Threw at least 2.0 innings in 17 of his 42 relief appearances, tied for the sixth-most such outings in among AL relievers.
- Posted a 0.65 ERA (two earned runs/27.2 innings) in 17 games between July 25-September 24...Went 3-0 with two saves and 36 strikeouts (11.71 strikeouts per nine innings) in that span.
- Held opponents to a .222 (22-99) average with runners in scoring position and a .182 (2-11) clip with the bases loaded.

2017 SEASON

- Prior to the season, pitched in three games for the Puerto Rican national team in the 2017 World Baseball Classic...Went 1-0 as his team earned a silver medal.
- Was placed on the Disabled List on June 7 with a strain in his left shoulder...Was placed back on the DL on July 3 with a strained back and made six rehab starts between July 25-September 3 before being shut down for the remainder of the season.
- Went 4-1 with a 2.76 ERA (13 earned runs/42.1 innings) in his first seven starts from April 5-May 9.

2016 SEASON

- His 13 wins, 33 starts and 182.0 innings were all career-highs, surpassing his previous single-season highs in 2015.

2015 SEASON

- Was named an American League All-Star for the first time in his career as a member of the Angels.
- Was ranked among the AL leaders in home ERA (fourth, 2.65), day ERA (fifth, 2.94) and opponents average (sixth, .227).
- Surrendered one or no runs in five straight starts from June 22-July 20.

2014 SEASON

- Pitching with the Angels, split time in the starting rotation and bullpen...Made 24 starts and appeared in six games in relief.
- Received a no-decision seven times after allowing one or no runs, making him the third player in MLB history with as many no decisions after allowing one or no runs in a start.

CAREER BESTS

WIN STREAK
7 games
6/15/16-7/30/16

LOSS STREAK
9 games
2x, 5/14/17-5/21/18

STRIKEOUTS, GAME
10 strikeouts
3x, last, 4/18/16,
Los Angeles-AL at Chicago-AL

DOUBLE-DIGIT STRIKEOUT GAMES
3 games
last, 10 strikeouts, 4/18/16,
Los Angeles-AL at Chicago-AL

LONGEST OUTING, STARTER
8.0 innings
2x, last, 5/15/16,
Los Angeles-AL at Seattle

LONGEST OUTING, RELIEVER
4.2 innings
9/28/18, Chicago-AL at Minnesota

MOST WALKS, GAME
6 walks
4x, last, 5/5/17,
Chicago-AL vs. Minnesota

SCORELESS STREAK
17.0 innings
7/2/16-7/20/16

- Participated in the Japan All-Star Series.

2013 SEASON

- Went 4-7 with a 3.51 ERA (51 earned runs/130.2 innings) with 122 strikeouts as a starter and 0-2 with a 3.93 mark (8 earned runs/18.1 innings) with 15 strikeouts as a reliever.

2012 SEASON

- Went 2-0 with a 1.86 ERA (4 earned runs/19.1 innings) in four starts and 2-1 with a 3.88 mark (22 earned runs/51.0 innings) in 38 relief appearances.
- Opened the season as the White Sox closer and converted four of his six save opportunities... Allowed 10.5 percent (2-19) inherited runners to score.
- Earned his first major-league save on April 7 at Texas.
- Earned the win in his first career start on September 3 vs. Minnesota.

2011 SEASON

- Split the season between Winston-Salem (A) and Birmingham (AA)...Had his contract purchased by the White Sox on June 26.
- Made his MLB debut on July 6 vs. Kansas City, tossing 1.0 scoreless inning and recording his first strikeout (Eric Hosmer).
- Threw 4.1 scoreless innings of relief in his only other major league game, July 7 vs. Minnesota.
- Was optioned back to Birmingham on July 19 where he spent the remainder of the season.

BACKGROUND

- Héctor Felipe Santiago graduated from Bloomfield Vocational Tech (NJ) in 2006 before attending Okaloosa-Walton (FL) Community College.

- Is of Puerto Rican descent...Pitched for Team Puerto Rico in the 2017 World Baseball Classic.
- For years, has sponsored and supported "Santiago's Soldiers," a charity that aids inner-city kids in the United States...Is currently supporting hurricane relief in Puerto Rico following Hurricane Maria.
- In 2015, was the Angels' nominee for the Roberto Clemente Award...Hosted "Santiago's Soldiers" events at Angel Stadium.
- Was Chicago's 2013 nominee for the Roberto Clemente Award and Marvin Miller Man of the Year Award.

CAREER TRANSACTIONS

- Selected by the Chicago White Sox in the 30th round of the 2006 First-Year Player Draft.
- Acquired by Los Angeles-AL as part of a three-team deal that sent OF Brandon Jacobs and INF Mark Trumbo to Arizona and OF Adam Eaton to Chicago-AL on December 13, 2010.
- Acquired by Minnesota along with RHP Alan Busenitz from Los Angeles-AL in exchange for RHPs Ricky Nolasco and Alex Meyer and cash on August 1, 2016.
- On the Bereavement List, April 8-May 2, 2017.
- On the 10-Day Disabled List, June 7-27, 2017 with a strained left shoulder.
- On the 10-Day Disabled List, July 3, 2017 with a strained back...Transferred to the 60-Day Disabled List on September 1...Missed the rest of the season.
- Signed by the Chicago White Sox as a minor league free agent on February 15, 2018.
- Signed by the New York Mets as a minor league free agent on January 8, 2019.

MOST HOME RUNS HIT BY A METS OPPONENT

Willie Stargell	60	Willie Mays.....	39	Jimmy Rollins	33
Mike Schmidt.....	49	Chase Utley	39	Dale Murphy	32
Chipper Jones	49	Barry Bonds.....	38	Tony Perez	30
Ryan Howard.....	48	Andre Dawson.....	36	Joe Torre	30
Willie McCovey.....	48	Giancarlo Stanton	36	Gary Sheffield	30
Hank Aaron	45	Billy Williams.....	34		
Pat Burrell.....	42	Dick Allen.....	33		

CAREER STATISTICS

YEAR	TEAM	W-L	ERA	G	GS	CG	SHO	SV	IP	H	R	ER	HR	HB	BB	SO	WP	BK
2007	Bristol (R)	1-1	1.65	17	0	0	0	0	32.2	19	7	6	1	1	16	38	1	0
2008	Kannapolis (A)	5-1	4.06	38	0	0	0	1	64.1	57	37	29	1	3	44	83	8	2
2009	Winston-Salem (A)	4-4	3.88	38	0	0	0	1	58.0	54	34	25	5	3	25	66	3	1
2010	Winston-Salem (A)	4-5	4.15	37	1	0	0	2	60.2	63	29	28	4	3	19	61	1	1
2011	Winston-Salem (A)	2-3	3.68	8	8	0	0	0	44.0	38	18	18	7	3	14	43	3	0
	Birmingham (AA)	7-5	3.56	15	15	0	0	0	83.1	71	34	33	4	4	39	74	6	3
	CHICAGO (AL)	0-0	0.00	2	0	0	0	0	5.1	1	0	0	0	0	1	2	1	0
2012	CHICAGO (AL)	4-1	3.33	42	4	0	0	4	70.1	54	26	26	10	7	40	79	5	2
	Charlotte (AAA)	1-0	0.00	3	3	0	0	0	14.2	9	0	0	0	0	6	13	0	0
2013	CHICAGO (AL)	4-9	3.56	34	23	0	0	0	149.0	137	69	59	17	15	72	137	2	0
2014	LOS ANGELES (AL)	6-9	3.75	30	24	0	0	0	127.1	120	63	53	15	3	53	108	5	1
	Salt Lake (AAA)	1-1	6.43	3	3	0	0	0	14.0	23	12	10	0	1	7	9	0	0
2015	LOS ANGELES (AL)	9-9	3.59	33	32	0	0	0	180.2	156	80	72	29	10	71	162	1	3
2016	LOS ANGELES (AL)	10-4	4.25	22	22	0	0	0	120.2	104	61	57	20	4	57	107	2	1
	MINNESOTA (AL)	3-6	5.58	11	11	0	0	0	61.1	65	39	38	13	1	22	37	1	0
2017	MINNESOTA (AL)	4-8	5.63	15	14	0	0	0	70.1	70	44	44	15	5	31	51	0	1
	Rochester (AAA)#	1-2	5.32	7	7	0	0	0	23.2	21	16	14	4	1	17	25	1	0
2018	CHICAGO (AL)	6-3	4.50	49	7	0	0	2	102.0	102	54	51	16	5	60	103	1	2
Minor League Totals		26-22	3.71	166	37	0	0	4	395.1	355	187	163	26	19	187	412	23	7
Major League Totals		46-49	4.06	238	137	0	0	6	887.0	809	436	400	135	50	407	786	18	10

- rehabilitation assignment

CAREER PLAYOFF STATISTICS

YEAR	RND	TEAM/OPP	W-L	ERA	G	GS	CG	SHO	SV	IP	H	R	ER	HR	HB	BB	SO	WP	BK
2014	ALDS	LAA vs. KCR	0-0	13.50	1	0	0	0	0	1.1	1	2	2	1	0	2	0	0	0

ALL-STAR GAME

YEAR	LEAGUE/SITE	W-L	ERA	G	GS	CG	SHO	SV	IP	H	R	ER	HR	HB	BB	SO	WP	BK	
2015	AL/Cincinnati																		Did Not Pitch

WORLD BASEBALL CLASSIC

YEAR	CLUB	W-L	ERA	G	GS	CG	SHO	SV	IP	H	R	ER	HR	HB	BB	SO	WP	BK
2017	Puerto Rico	1-0	2.08	3	0	0	0	0	8.2	9	4	2	0	0	5	9	1	0

MAJOR LEAGUE HITTING TOTALS

YEAR	TEAM	AVG.	G	AB	R	H	2B	3B	HR	RBI	SH	SF	HBP	BB	SO	SB	CS	SLG	OBP	E
2018	CHICAGO (AL)	.000	49	4	0	0	0	0	0	0	0	0	0	0	2	0	0	.000	.000	0
Career Totals		.150	238	20	0	3	0	0	0	0	3	0	0	0	8	0	0	.150	.150	4

Last Home Run — None

Most Hits, Game — 1, 3x, last - May 4, 2016, Los Angeles-AL at Milwaukee

Most RBI, Game — None

CAREER FIELDING

POS	G	PO	A	E	PCT	TC	DP
P	238	36	91	4	.969	131	7



Paul SEWALD

51 RHP

[@ItsPaulSewald](#)

[@paulsewald](#)

HT	6-3	WT	210	BT	R	TH	R
----	-----	----	-----	----	---	----	---

OPENING DAY AGE 28
BIRTHDATE MAY 26, 1990
BIRTHPLACE LAS VEGAS, NV
RESIDES LAS VEGAS, NV
MLB SERVICE TIME 1 YEAR, 161 DAYS
SIGNED BY FRED MAZUCA
HOW OBTAINED METS 10TH-ROUND PICK IN THE 2012 FIRST-YEAR PLAYER DRAFT
CONTRACT STATUS ARBITRATION ELIGIBLE AFTER 2019. ELIGIBLE FREE AGENT AFTER 2023

2018 SEASON

- Began the year with the Mets...Was optioned to Las Vegas (AAA) of the Pacific Coast League on June 22...Also with the Mets from July 6-10...Recalled for a final time on July 22.
- Notched 58 strikeouts in 56.1 innings.
- Earned his first major league save on August 22 vs. San Francisco...Also had a save on September 20 at Washington... Had 71 career minor league saves.
- Had seven losses as a reliever, tied for the second-most in the majors...Has suffered 13 losses to begin his major league career, the longest streak in team history to begin a career.
- Recorded 18 consecutive outs from April 1-18.
- Allowed 12 earned runs over his final 6.1 innings (17.05 ERA) over nine games.
- Left-handers were 26-96 (.271) and righties went 36-128 (.281).
- Was 3-0 with one save and a 1.13 ERA (one earned run/8.0 innings) in seven games with Las Vegas.

2017 SEASON

- Had his contract selected from Las Vegas (AAA) on April 8...Was optioned to Las Vegas on April 13... Recalled on May 1 and remained on the roster for the rest of the year.
- Made his major league debut on April 8 vs. Miami.
- Suffered six losses, tied for the sixth-most in the majors among all relievers.
- Was second on the team with 13 holds.
- Racked up 69 strikeouts in 65.1 innings (9.51 strikeouts per nine innings).

2016 SEASON

- Ranked among the Pacific Coast League leaders in saves (19, tied for second), games (56, tied for first) and games finished (40, third).

2015 SEASON

- Finished third in the Eastern League in saves (24).
- Converted 23 straight save chances from April 27-September 5.
- For the year, he was successful on 24-of-25 save opportunities (96 percent)...His 24 saves were the most among any Mets farmhand.
- Named to the mid-season Eastern League All-Star team.

CAREER BESTS

WIN STREAK
None

LONGEST STREAK
13 games
6/2/17-present

STRIKEOUTS, GAME
6 strikeouts
5/7/17 vs. Miami

LONGEST OUTING, RELIEVER
3.1 innings
5/7/17 vs. Miami

MOST WALKS, GAME
3 walks
9/30/17 at Philadelphia

SCORELESS STREAK
7.2 innings
5/16/17-5/28/17

SEWALD, PAUL

2013 SEASON

- Had the lowest walks per nine innings ratio of any reliever in the South Atlantic League (0.96 BB/9IP).

BACKGROUND

- Paul Stanton Sewald graduated from Bishop Gorman (NV) High School where he helped lead his team to three consecutive Nevada State 4A championships.
- Played three years of basketball in high school.

- Attended the University of San Diego, where he was named a first-team All-WCC selection during his senior season...Was a teammate of Cubs infielder Kris Bryant while at the University of San Diego.

- Is an avid fan of the Vegas Golden Knights.

- Hobbies include playing golf in his spare time.

CAREER TRANSACTIONS

- Selected by the New York Mets in the 10th round of the 2012 First-Year Player Draft.

CAREER STATISTICS

YEAR	TEAM	W-L	ERA	G	GS	CG	SHO	SV	IP	H	R	ER	HR	HB	BB	SO	WP	BK
2012	Brooklyn (A)	0-2	1.88	16	0	0	0	4	28.2	26	7	6	2	1	2	35	2	0
2013	Savannah (A)	3-2	1.77	35	0	0	0	8	56.0	48	11	11	0	3	7	67	0	0
2014	St. Lucie (A)	4-1	1.73	40	0	0	0	11	52.0	38	11	10	1	2	16	62	1	0
	Binghamton (AA)	1-0	4.15	3	0	0	0	0	4.1	3	2	2	0	2	3	7	0	0
2015	Binghamton (AA)	3-0	1.75	44	0	0	0	24	51.1	34	12	10	3	0	10	56	2	0
2016	Las Vegas (AAA)	5-3	3.29	56	0	0	0	19	65.2	58	31	24	9	1	21	80	6	0
2017	Las Vegas (AAA)	1-0	2.08	8	0	0	0	4	8.2	7	2	2	1	0	2	12	0	0
	METS	0-6	4.55	57	0	0	0	0	65.1	58	36	33	8	3	21	69	3	1
2018	METS	0-7	6.07	46	0	0	0	2	56.1	62	39	38	8	1	23	58	1	0
	Las Vegas (AAA)	3-0	1.13	7	0	0	0	1	8.0	7	1	1	0	0	1	7	0	0
Minor League Totals		20-8	2.16	209	0	0	0	71	274.2	221	77	66	16	9	62	326	11	0
Major League Totals		0-13	5.25	103	0	0	0	2	121.2	120	75	71	16	4	44	127	4	1

MAJOR LEAGUE HITTING TOTALS

YEAR	TEAM	AVG	G	AB	R	H	2B	3B	HR	RBI	SH	SF	HB	BB	SO	SB	CS	SLG	OBP	E
2018	METS	.000	44	5	0	0	0	0	0	0	1	0	0	0	2	0	0	.000	.000	1
Career Totals		.000	100	7	0	0	0	0	0	0	1	0	0	0	3	0	0	.000	.000	2

CAREER FIELDING

POS	G	PO	A	E	PCT	TC	DP
P	103	4	12	2	.889	18	0





Dominic SMITH

22 INF/OF

@TheRealSmith22

@dominicsmith22

HT	6-0	WT	226	BT	L	TH	L
----	-----	----	-----	----	---	----	---

OPENING DAY AGE 23
BIRTHDATE JUNE 15, 1995
BIRTHPLACE LOS ANGELES, CA
RESIDES FORT PIERCE, FL
MLB SERVICE TIME 0 YEARS, 146 DAYS
SIGNED BY DREW TOUSSAINT
HOW OBTAINED METS FIRST-ROUND PICK (11TH OVERALL) IN THE 2013 FIRST-YEAR PLAYER DRAFT
CONTRACT STATUS ARBITRATION ELIGIBLE AFTER 2021. ELIGIBLE FREE AGENT AFTER 2024

STERLING ORGANIZATIONAL PLAYER OF THE YEAR: 2017

2018 SEASON

- Began the year on the Disabled List with a strained right quad... Optioned to Las Vegas (AAA) of the Pacific Coast League on April 15...Was with the Mets from May 11-14, June 12-July 20, August 19-20, August 20-24 and September 3 through the end of the year.
- Started 22 games at first base, 10 games in left field and one game as the designated hitter...Started in left field on June 19 at Colorado, his first major league start in the outfield.
- Batted .264 (19-72) with six doubles, four home runs, 10 RBI and eight runs scored in his last 28 games.
- Reached 10 home runs in his first 55 games with the Mets, fifth-most among players who started their career with the Mets through their first 55 games...Only Ron Swoboda (13), David Wright (12), Benny Agbayani (11) and Mike Jacobs (11) had more.
- Turned in a career-high three hits, including his first career triple, on June 20 at Colorado.

2017 SEASON

- Was promoted from Las Vegas (AAA) of the Pacific Coast League on August 11 and made his debut that night at Philadelphia.
- Named the Sterling Organizational Minor League Player of the Year.
- Picked up his first major league hit with a single on August 11 at Philadelphia...Connected on his first career major league homer on August 15 at Yankee Stadium (off Sonny Gray)...Is the second Met to hit his first career home run in the Subway Series...Kevin Plawecki was the first when he did so on April 25, 2015 off CC Sabathia at Yankee Stadium.
- From his debut through the end of the season, he led the Mets in RBI (26) and home runs (nine).
- Smith (22 years, 61 days) and Amed Rosario (21 years, 268 days) both homered on August 15 and were the first pair of Mets under the age of 23 to homer in the same game since David Wright (22 years, 247 days) and José Reyes (22 years, 74 days) did so on August 24, 2005 in the Mets' 18-4 win at Arizona.
- Delivered his first career pinch-hit homer with his three-run homer in the seventh inning on September 27 vs. Atlanta...The three RBI were a season/career-high.
- Hit six home runs and drove in 18 runs during September...Became the fourth rookie in Mets history to hit at least six home runs in one season in September and October...The others were Gregg Jefferies (eight in 1989), David Wright (seven in 2004) and Mike Jacobs (seven in 2005)...Research courtesy of Elias.

CAREER BESTS

HITS, GAME

3 hits

6/20/18 at Colorado

HOME RUNS, GAME

1 home run

14x, last, 9/26/18 vs. Atlanta

LEADOFF HR

None

INSIDE-THE-PARK HR

None

WALK-OFF HOME RUNS

None

PINCH-HIT HOME RUNS

1 pinch-hit home run

last, 9/27/17 vs. Atlanta

RBI, GAME

3 RBI

9/27/17 vs. Atlanta

STOLEN BASES, GAME

None

HITTING STREAK

5 games

9/6/17-9/10/17

GRAND SLAMS

None

SMITH, DOMINIC

- Was the Pacific Coast League Player of the Month for July after hitting .385 (42-109) and led the PCL in July with 28 runs scored...His 21 extra-base hits, total bases (79), slugging percentage (.725) and OPS (1.162) were second-best in the league during the month.

2016 SEASON

- Won the Sterling Award for Binghamton, emblematic of the top player on his team.
- Finished among the Eastern League leaders in average (.302, eighth), RBI (91, third), and hits (146, third).
- Participated in the SiriusXM Futures Game in San Diego.

2015 SEASON

- Named the Florida State League's Player of the Year...Led the league in RBI and doubles, was third with a .417 slugging percentage, fourth in batting average (.305) and tied for fourth in hits (139).
- Won the Sterling Award, emblematic of the top player on his St. Lucie team.
- Named to the Florida State League post-season All-Star team.

2013 SEASON

- Won the Sterling Award, emblematic of the top player on his Gulf Coast League team.

BACKGROUND

- Dominic David Rene Smith graduated from Junipero Serra (CA) High School where he batted .493 (33-67) with seven home runs and 38 RBI in 27 games...Helped lead Serra to the CIF Division Three title in 2013.
- From ages 12-17, played for the Compton Youth RBI program sponsored by MLB.
- Helped underprivileged families go on a holiday shopping spree in 2017.

CAREER TRANSACTIONS

- Selected by the New York Mets in the first round (11th overall) in the 2013 First-Year Player Draft.
- On the 10-Day Disabled List, March 29-April 15, 2018, with a strained right quad.

CAREER STATISTICS

YEAR	TEAM	AVG	G	AB	R	H	2B	3B	HR	RBI	SH	SF	HBP	BB	SO	SB	CS	SLG	OBP	E
2013	GCL Mets (R)	.287	48	167	23	48	9	1	3	22	0	3	4	24	37	2	4	.407	.384	6
	Kingsport (R)	.667	3	6	2	4	4	0	0	4	0	0	0	2	0	0	0	1.333	.750	0
2014	Savannah (A)	.271	126	461	52	125	26	1	1	44	1	3	2	51	77	5	4	.338	.344	7
2015	St. Lucie (A)	.305	118	456	58	139	33	0	6	79	0	4	2	35	75	2	1	.417	.354	10
2016	Binghamton (AA)	.302	130	484	64	146	29	2	14	91	0	5	3	50	74	2	1	.457	.302	12
2017	Las Vegas (AAA)	.330	114	457	77	151	34	2	16	76	0	1	3	39	87	1	1	.519	.386	8
	METS	.198	49	167	17	33	6	0	9	26	0	1	1	14	49	0	0	.395	.262	2
2018	Las Vegas (AAA)	.258	84	337	52	87	21	1	6	41	0	2	2	34	76	3	0	.380	.328	5
	METS	.224	56	143	14	32	11	1	5	11	0	0	2	4	47	0	0	.420	.255	4
Minor League Totals		.296	623	2368	328	700	156	7	46	357	1	18	16	235	426	15	11	.426	.361	48
Major League Totals		.210	105	310	31	65	17	1	14	37	0	1	3	18	96	0	0	.406	.259	6

CAREER FIELDING

POS	G	PO	A	E	PCT	TC	DP
1B	74	480	39	5	.990	524	47
OF	13	13	0	1	.929	14	0



Drew SMITH

62 RHP

@DrewBU3

@drewbu3

HT	6-2	WT	190	BT	R	TH	R
----	-----	----	-----	----	---	----	---

OPENING DAY AGE 25
BIRTHDATE SEPTEMBER 24, 1993
BIRTHPLACE FORT WORTH, TX
RESIDES CROWLEY, TX
MLB SERVICE TIME 0 YEARS, 101 DAYS
SIGNED BY CHRIS WIMMER (DETROIT)
HOW OBTAINED ACQUIRED FROM THE TAMPA BAY RAYS ON JULY 27, 2017 IN EXCHANGE FOR INF LUCAS DUDA
CONTRACT STATUS ARBITRATION ELIGIBLE AFTER 2021. ELIGIBLE FREE AGENT AFTER 2024

2018 SEASON

- Had his contract selected from Las Vegas (AAA) of the Pacific Coast League on June 22...Optioned to Las Vegas on July 8...Recalled for a final time on July 20.
- Made his major league debut on June 23 vs. Los Angeles-NL with 1.0 scoreless inning.
- Earned his first major league win on September 3 at Los Angeles-NL...Fired 1.0 scoreless frame.
- Was unscored upon in 21 of 27 outings...Allowed six of his 11 earned runs in back-to-back outings (September 18 and September 23).
- Posted a 1.33 ERA (three earned runs/20.1 innings) from July 31-September 17, including a career-best 8.0 scoreless innings from July 31-August 19.
- Had a 0.68 ERA (one earned run/13.1 innings) at home.
- Permitted 12 of 17 inherited runners to score.
- Lefties were 11-41 (.268) and right-handers went 23-69 (.333).

2017 SEASON

- Pitched for five different teams and three different organizations.
- Began the season in the Tigers organization with Lakeland (A) of the Florida State League.
- Assigned to Charlotte (A) of the Florida State League following the trade.
- Was promoted to Durham (AAA) of the International League on July 2 for one appearance...Assigned to Montgomery (AA) of the Southern League on July 18.

2015 SEASON

- Named a New York-Penn League mid-season All-Star while pitching for Connecticut (A).

BACKGROUND

- Andrew David (Drew) Smith graduated from Crowley (TX) High School where he was named the 2012 District MVP...Graduated in the top five percent of his class and received the Marine Corps Distinguished Athlete Award.
- Pitched for the Mat-su Miners of the Alaska Baseball League during the summer of 2013 and was named the league's fifth-best prospect by *Baseball America*...Other notable Alaska Baseball League alumni include Aaron Judge (2011), Paul Goldschmidt (2008) and Stephen Piscotty (2010).
- Played collegiately at Dallas Baptist University for three seasons before being selected by Detroit in 2015.
- At the time of his drafting, Smith was the fifth-highest draft pick in school history.

CAREER BESTS

WIN STREAK

1 game
9/3/18

LOSS STREAK

1 game
9/18/18-present

STRIKEOUTS GAME

2 strikeouts
4x, last, 9/25/18 vs. Atlanta

LONGEST OUTING, RELIEVER

2.0 innings
2x, last, 9/9/18 vs. Philadelphia

MOST WALKS GAME

2 walks
6/23/18 vs. Los Angeles-NL

SCORELESS STREAK

8.0 innings
7/31/18-8/19/18

SMITH, DREW

CAREER TRANSACTIONS

- Selected by the Detroit Tigers in the third-round of the 2015 First-Year Player Draft.
- Acquired by Tampa Bay on April 28, 2017 as the player-to-be-named-later to complete a trade that sent OF Mikie Mahtook to Detroit on January 18, 2017.
- Acquired by the Mets on July 27, 2017 in exchange for INF Lucas Duda.

CAREER STATISTICS

YEAR	TEAM	W-L	ERA	G	GS	CG	SHO	SV	IP	H	R	ER	HR	HB	BB	SO	WP	BK
2015	GCL Tigers (R)	0-0	0.00	1	0	0	0	0	1.2	1	0	0	0	1	0	3	0	0
	Connecticut (A)	2-0	0.33	11	0	0	0	2	27.2	15	1	1	0	1	4	33	2	0
	West Michigan (A)	1-0	0.00	1	0	0	0	0	1.2	1	1	0	0	0	1	2	0	0
2016	West Michigan (A)	1-2	2.96	35	0	0	0	4	48.2	34	18	16	0	4	23	62	5	0
2017	Lakeland (A)	1-0	0.77	7	0	0	0	0	11.2	4	2	1	0	0	4	12	1	0
	Charlotte (A)	0-2	2.20	20	0	0	0	7	28.2	26	11	7	1	0	5	28	0	0
	Durham (AAA)	0-0	0.00	1	0	0	0	0	1.0	1	0	0	0	0	0	0	0	0
	Montgomery (AA)	0-0	0.00	3	0	0	0	0	3.2	1	0	0	0	1	0	0	0	0
2018	Binghamton (AA)	3-2	1.80	11	0	0	0	0	15.0	8	4	3	1	0	5	17	0	0
	Binghamton (AA)	0-0	2.08	2	0	0	0	1	4.1	2	1	1	0	0	1	6	0	0
	Las Vegas (AAA)	5-1	2.76	23	1	0	0	2	32.2	26	12	10	3	4	12	30	3	0
METS		1-1	3.54	27	0	0	0	0	28.0	34	11	11	2	2	6	18	1	0
Minor League Totals		13-7	1.99	115	1	0	0	16	176.2	119	50	39	5	11	55	193	11	0

MAJOR LEAGUE HITTING TOTALS

YEAR	TEAM	AVG	G	AB	R	H	2B	3B	HR	RBI	SH	SF	HB	BB	SO	SB	CS	SLG	OBP	E
2018	METS	.000	25	0	0	0	0	0	0	0	0	0	0	0	0	0	0	.000	.000	0

CAREER FIELDING

POS	G	PO	A	E	PCT	TC	DP
P	27	0	4	0	1.000	4	1

BIGGEST BLOWN LEADS

Lead Lost	Date	Opponent	Score
8 runs	4/19/80	at Chicago	12-9
7 runs	8/26/08	at Philadelphia	8-7 (13 innings)
7 runs	5/13/03	at Colorado	9-8
7 runs	5/6/95	at Cincinnati	13-11
7 runs	5/23/65	at St. Louis	8-7
6 runs	8/26/70	vs. Atlanta	9-7
6 runs	8/8/65	vs. Chicago	14-10
6 runs	4/7/04	at Atlanta	18-10
6 runs	4/16/13	at Colorado	9-8 (10 innings)
6 runs	5/3/14	at Colorado	11-10
6 runs	7/30/15	vs. San Diego	8-7



Noah SYNDERGAARD

34 RHP

@Noahsyndergaard

@Nsnydergaard

HT	6-6	WT	242	BT	L	TH	R
----	-----	----	-----	----	---	----	---

OPENING DAY AGE 26
BIRTHDATE AUGUST 29, 1992
BIRTHPLACE MANSFIELD, TX
RESIDES MANSFIELD, TX
MLB SERVICE TIME 3 YEARS, 149 DAYS
SIGNED BY STEVE MILLER (TORONTO)
HOW OBTAINED ACQUIRED WITH C JOHN BUCK, C TRAVIS D'ARNAUD AND OF WUILMER BECERRA FROM THE TORONTO BLUE JAYS IN EXCHANGE FOR RHP R.A. DICKEY, C MIKE NICKEAS AND C JOSH THOLE ON DECEMBER 17, 2012
CONTRACT STATUS ELIGIBLE FREE AGENT AFTER 2021

☆ **ALL-STAR: 2016** 🏆 **TOPPS ROOKIE ALL-STAR: 2015**

CAREER HIGHLIGHTS

- Named to the 2016 NL All-Star team, his first career All-Star selection...Did not pitch in the game due to arm fatigue.
- Was the National League's Player of the Week for the week of May 16-22, 2016...Also was the NL Co-Player of the Week for the week of July 27-August 2, 2015.
- Enters the season with four career homers, third-most in Mets history for a pitcher behind Dwight Gooden (seven) and Tom Seaver (six).
- Is one of four active major league hurlers with at least 75 career starts to sport a sub-3.00 career ERA...His 2.93 career ERA (169 earned runs/518.1 innings) trails only Clayton Kershaw's (2.39), Jacob deGrom's (2.67) and Chris Sale's (2.89)...Has the best strikeout-to-walk ratio among active NL pitchers with at least 75 starts (4.94 K/BB).
- Became the fastest Mets pitcher to 500 strikeouts (by innings pitched) on July 20, 2018 vs. the Yankees...Did so in 438.1 innings, surpassing Dwight Gooden, who fanned his first 500 batters in 445.1 innings.
- The Mets are 19-8 in their last 27 games when Syndergaard starts after a team loss (.704 win percentage)...In those 27 starts, Syndergaard is 13-5 with a 2.99 ERA (55 earned runs/165.1 innings).

2018 SEASON

- Led the Mets with 13 wins...Went 11-3 in his final 17 starts...The Mets went 16-9 (.640) in his starts...Went 8-0 in 13 starts against teams outside the NL East...Ended the season riding a career-best 15.0-inning scoreless streak.
- Had the NL's fourth-best FIP (2.80, min. 150.0 innings) and ranked eighth in the league with 4.2 WAR according to Fangraphs...Tied for the major league lead in complete games and shutouts.
- Was placed on the 10-Day Disabled list on May 29, retroactive to May 26, after straining a ligament in his right index finger... Was his second trip to the DL in his career...Made one rehab start with Single-A Brooklyn on July 8...Was also on the 10-Day Disabled List from July 23, retroactive to July 21, until August 1 with after contracting hand, foot and mouth disease.

CAREER BESTS

WIN STREAK

6 games
5/11/16-6/22/16

LOSS STREAK

4 games
7/8/16-8/11/16

STRIKEOUTS, GAME

13 strikeouts
7/10/15 vs. Arizona

DOUBLE-DIGIT STRIKEOUT

GAMES
14 games
last, 9/2/18 at San Francisco

LONGEST OUTING, STARTER

9.0 innings
2x, last, 9/30/18 vs. Miami

LONGEST OUTING, RELIEVER

1.0 inning
5/31/16 vs. Chicago-AL

MOST WALKS, GAME

5 walks
2x, last, 9/8/18 vs. Philadelphia

SCORELESS STREAK

15.0 innings
9/25/18-present)

LAST COMPLETE GAME

9/30/18 vs. Miami (Won, 1-0)

LAST COMPLETE-GAME

SHUTOUT
9/30/18 vs. Miami (Won, 1-0)

FEWEST HITS, COMPLETE-GAME

2 hits
9/2/18 at San Francisco (Won, 10-3)

SYNDERGAARD, NOAH

- Went 8-1 with a 2.87 ERA (25 earned runs/78.1 innings) in 13 home starts with 80 strikeouts and 22 walks...The Mets were 10-3 in those 13 starts... Was tied for fourth in the NL with eight home victories.
- Threw his first two career complete games on September 2 at San Francisco and on September 30 vs. Miami (a 1-0 shutout).
- According to PitchF/X average pitch velocity data, Syndergaard had MLB's fastest four-seam fastball (98.1 mph), changeup (90.9 mph), slider (92.6 mph) and curveball (83.6 mph) among all 78 pitchers who threw at least 140.0 innings.
- His 0.52 overall HR/9 rate was the third-lowest in the majors (min. 150.0 innings)...Had a career-best 49.0-inning homerless streak from August 1-September 8...Since the start of 2016, has the lowest HR/9 rate (0.49) (min. 300.0 innings).
- According to Fangraphs, he induced soft contact 25.3 percent of the time, the highest rate in the NL and second-highest in the majors, behind only Chris Sale (27.4 percent)...Only 21.9 percent of balls in play against Syndergaard were of the hard-hit variety, the lowest percentage in the majors (min. 150.0 innings).
- Struck out eight straight batters during his April 15 start vs. Milwaukee...Is tied for the second-longest streak in franchise history (Tom Seaver owns the Mets and MLB record with 10 strikeouts in a row).

2017 SEASON

- Lasted 1.1 innings and allowed five runs on April 30 at Washington before leaving with a lat injury...Was placed on the 10-Day Disabled List on May 1 with a partial tear in his right lat muscle...Transferred to the 60-Day DL on May 7...Activated off the DL on September 23... Pitched 3.0 scoreless innings over his final two starts following his activation (September 23 vs. Washington and October 1 at Philadelphia).
- Pitched 6.0 shutout innings on Opening Day in the Mets 6-0 win over the Braves at Citi Field... At 24 years and 217 days old, he became the third-youngest pitcher in franchise history to start on Opening Day...Only Dwight Gooden (four times, 1985-86, 88-89) and Tom Seaver (twice, 1968-69) were younger.
- Struck out 31 batters to start the season without allowing a walk, the longest streak in team history to begin a season...Since the pitching mound was set at its current distance in 1893, only one pitcher had more than 30 strikeouts before his first walk of the season prior to Syndergaard... Adam Wainwright rang up 35 strikeouts before his first walk in 2013...Courtesy of Elias.

2016 SEASON

- Dating to his final regular season start of 2016, he tossed 32.0 consecutive walk-free innings and struck out 38 in that time...His five consecutive starts without allowing a walk was tied for the second-longest streak in franchise history with Bret Saberhagen, Eric Hillman, and Craig Swan... Bartolo Colón has the franchise-best streak (seven games).
- Named to the 2016 NL All-Star team, his first career All-Star selection...Did not pitch in the game due to arm fatigue.
- His 2.60 ERA was third-best in the major leagues while his 218 strikeouts were tied for ninth-most in the majors (tied for fourth most in the NL)...Had a 5.07 strikeout-to-walk ratio, second-best in the NL.
- Earned NL Player of the Week honors for the week of May 16-22.
- Reached the 200 strikeout plateau for the first time in his career...It took 171.1 innings to reach the landmark, the second-fewest innings to 200 strikeouts in a season in Mets history, trailing Dwight Gooden who did so in 165.2 innings.
- Came out of the bullpen for 1.0 inning on May 31 vs. Chicago-AL and struck out two...Was his first career regular-season bullpen appearance.
- Drove in all four Mets runs by hitting two home runs on May 11 at Dodger Stadium...Became the first pitcher since Micah Owings on August 18, 2007 to have a multi-homer game...Joined Walt Terrell as the second Met to have a multi-homer game.
- Had three home runs, tied for the most in franchise history in a single season by a pitcher with Tom Seaver (1972) and Walt Terrell (1983).
- Finished the year with six extra-base hits (three doubles and three home runs), tied for second-most all-time by a Mets pitcher in a single season with Ron Darling (1988), Dwight Gooden (1993) and Rick Reed (1997).

POSTSEASON

- Tossed 7.0 scoreless innings and allowed two hits in the NL Wild Card Game versus San Francisco...Fanned a postseason career-high 10 in his no-decision...Was the fifth time in Mets history a pitcher recorded double-digit strikeouts in a postseason game.

- Has 36 career postseason strikeouts, fourth-most for a pitcher in Mets history...Trails Tom Seaver (46), Al Leiter (40) and Dwight Gooden (38).

2015 SEASON

- Named to the *Topps* Rookie All-Star team.
- Began the year with Las Vegas (AAA) of the Pacific Coast League...Was recalled on May 9.
- Made his major league debut at Chicago-NL on May 12...Earned first career win five days later on May 17 vs. Milwaukee.
- Logged 166 strikeouts during his rookie campaign (24 starts) to lead all rookies.
- Tabbed as the NL Co-Player of the Week with teammate Lucas Duda for the week of July 27-August 2...Was 2-0 with a 1.13 ERA (two earned runs/16.0 innings).
- Retired the first 18 batters in order on July 28 vs. San Diego...Was the deepest a Mets rookie has taken a perfect-game bid in team history.
- Hit his first major league home run, a solo homer to dead center, on May 27 vs. Philadelphia (off Sean O'Sullivan)...Was his first major-league hit.

POSTSEASON

- Started three games during the playoffs, one in each round, and was credited with the win in two of the three games.
- His 26 strikeouts tied for second-most by a rookie in postseason history.
- Made his first career playoff start in Game 2 of the NLDS at Los Angeles...Turned in a quality start (6.1 innings, three runs and nine strikeouts).
- Came out of the bullpen for the first time in his major league career in Game 5 of the NLDS at Los Angeles and pitched a scoreless seventh inning with two strikeouts.
- Started and won Game 2 of the NLCS vs. Chicago...Limited the Cubs to one run on three hits in 5.2 innings with nine strikeouts.
- Was the winning pitcher in Game 3 of the World Series vs. Kansas City...Became the second-youngest Met to win a World Series game...Turned in another quality start (6.0 innings, three runs, six strikeouts).

2014 SEASON

- Led the Pacific Coast League with 145 strikeouts in 133.0 innings.
- Picked up the save in the Futures Game, a 3-2 triumph for the United States over the World Team...In one inning he allowed one hit, no runs, with no walks and one strikeout.

2013 SEASON

- Named to the FSL All-Star team.
- Started and hurled a scoreless inning for Team USA in the 2013 Futures Game at Citi Field.
- Along with Jeff Walters, he won the Sterling Award as the Co-Most Valuable Player at Binghamton (AA).

2012 SEASON

- Named to the Midwest League All-Star team representing Lansing (A).

BACKGROUND

- Noah Seth Syndergaard graduated from Mansfield Legacy (TX) High School in 2010...Hit a grand slam in the second round of the playoffs his senior year...Also threw two no-hitters during his senior season.
- Hobbies include fishing and playing golf.
- Nicknames each of the gloves he wears on the mound after his favorite TV shows and movie characters...Glove names include: Drago (*Rocky IV*), which was the glove he used in the 2013 Futures Game at Citi Field, Heisenberg (*Breaking Bad*), Jon Snow (*Game of Thrones*), Lion, Thor and Rick Grimes (*The Walking Dead*).
- Raffles off his old gloves with his signature nicknames to raise money for the Sjögren's Syndrome Foundation, a disease that his mother suffers from.
- Appeared as Synder-claus at the Mets annual Kids Holiday Party in 2016 to help hand out gifts...Was an elf at the 2017 Mets Holiday Party for kids.
- Took part in the inaugural Kids Holiday Shopping Spree on December 14, 2016 as part of Metsgiving...Shopped with children at the College Point Target in Queens picking out gifts for them and their families.
- Was honored by the New York chapter of the BBWAA along with fellow starters Jacob deGrom, Matt Harvey and Steven Matz as the "Toast of the Town" at the organization's annual dinner on January 23, 2016.
- Was honored by the New York chapter of the BBWAA as the NY Baseball Athlete of the Year at the organization's annual awards dinner on January 21, 2017.
- Appeared as a Lannister soldier in episode four of season seven of HBO's *Game of Thrones*.
- Had a cameo on season one of the CBS comedy series *Kevin Can Wait* with Kevin James.

CAREER TRANSACTIONS

- Selected by the Toronto Blue Jays in the supplemental round (38th overall) in the 2010 First-Year Player Draft.
- Acquired by the New York Mets with catchers John Buck and Travis d'Arnaud and outfielder Wuilmer Becerra in exchange for right-handed pitcher R.A. Dickey and catchers Mike Nickeas and Josh Thole on December 17, 2012.
- On the 60-Day Disabled List, May 1-September 23, 2017, with a partial tear in his right lat.
- On the 10-Day Disabled List, May 29, retroactive to May 26-July 13, 2018, with a strained ligament in his right index finger.
- On the 10-Day Disabled List, July 23, retroactive to July 21-August 1, 2018, with hand, foot and mouth disease.

CAREER STATISTICS

YEAR	TEAM	W-L	ERA	G	GS	CG	SHO	SV	IP	H	R	ER	HR	HB	BB	SO	WP	BK
2010	GCL Blue Jays (R)	0-1	2.70	5	5	0	0	0	13.1	11	7	4	0	0	4	6	1	0
2011	Vancouver (A)	1-2	2.00	4	4	0	0	0	18.0	15	5	4	0	0	5	22	2	0
	Lansing (A)	0-0	3.00	2	2	0	0	0	9.0	8	4	3	0	0	2	9	0	0
	Bluefield (R)	4-0	1.41	7	5	0	0	0	32.0	23	5	5	1	0	11	37	0	0
2012	Lansing (A)	8-5	2.60	27	19	0	0	1	103.2	81	41	30	3	3	31	122	1	0
	Binghamton (AA)	6-1	3.00	11	11	0	0	0	54.0	46	23	18	8	0	12	69	2	0
2013	St. Lucie (A)	3-3	3.11	12	12	0	0	0	63.2	61	25	22	3	1	16	64	4	1
	Las Vegas (AAA)	9-7	4.60	26	26	0	0	0	133.0	154	77	68	11	6	43	145	6	0
2015	Las Vegas (AAA)	3-0	1.82	5	5	1	1	0	29.2	20	7	6	2	0	8	34	1	0
	METS	9-7	3.24	24	24	0	0	0	150.0	126	60	54	19	3	31	166	6	0
2016	METS	14-9	2.60	31	30	0	0	0	183.2	168	61	53	11	2	43	218	10	1
2017	METS	1-2	2.97	7	7	0	0	0	30.1	29	14	10	0	1	3	34	3	0
	GCL Mets (R)#	0-0	0.00	1	1	0	0	0	1.0	1	2	0	0	0	0	2	0	0
	Brooklyn (A)#	0-1	13.50	1	1	0	0	0	2.0	3	3	3	0	0	2	2	0	0
2018	METS	13-4	3.03	25	25	2	1	0	154.1	148	55	52	9	7	39	155	2	0
	Brooklyn (A)#	0-0	1.8	1	1	0	0	0	5.0	2	1	1	0	0	1	7	2	0
Minor League Totals		34-20	3.18	102	92	1	1	1	464.1	425	200	164	28	10	135	519	19	1
Major League Totals		37-22	2.93	87	86	2	1	0	518.1	471	190	169	39	13	116	573	21	1

- rehabilitation assignment

CAREER PLAYOFF STATISTICS

YEAR	RND	TEAM/OPP	W-L	ERA	G	GS	CG	SHO	SV	IP	H	R	ER	HR	HB	BB	SO	WP	BK
2015	NLDS	NYM vs. LAD	0-1	3.68	2	1	0	0	0	7.1	5	3	3	0	0	5	11	0	0
	NLCS	NYM vs. CHC	1-0	1.59	1	1	0	0	0	5.2	3	1	1	0	0	1	9	1	0
	WS	NYM vs. KC	1-0	4.50	1	1	0	0	0	6.0	7	3	3	0	0	2	6	0	0
2016	NLWC	NYM vs. SF	0-0	0.00	1	1	0	0	0	7.0	2	0	0	0	0	3	10	0	0
Postseason Totals			2-1	2.42	5	4	0	0	0	26.0	17	7	7	0	0	11	36	1	0

ALL-STAR GAME

YEAR	CLUB	SITE	W-L	ERA	G	GS	CG	SHO	SV	IP	H	R	ER	HR	HB	BB	SO	WP	BK
2016	NL	San Diego																	

Did Not Pitch

MAJOR LEAGUE HITTING TOTALS

YEAR	TEAM	AVG	G	AB	R	H	2B	3B	HR	RBI	SH	SF	HB	BB	SO	SB	CS	SLG	OBP	E
2018	METS	.128	23	47	0	6	2	0	0	3	3	1	0	1	32	0	0	.170	.143	2
Career Totals		.178	81	157	8	28	6	0	4	13	12	1	0	12	97	0	0	.293	.235	8

Last Home Run — August 16, 2016 at Arizona

Last Multi-Homer Game — May 11, 2016 at Los Angeles-NL

Most Hits, Game — 3, May 27, 2015 vs. Philadelphia

Most RBI, Game — 4, May 11, 2016 at Los Angeles-NL

CAREER FIELDING

POS	G	PO	A	E	PCT	TC	DP
P	87	27	62	8	.918	97	0



Corey TAYLOR

81 NON-ROSTER INVITEE
RHP

[@CDTaylor33](#)

[@cdtaylor34](#)

HT	6-1	WT	245	BT	R	TH	R
----	-----	----	-----	----	---	----	---

OPENING DAY AGE 26
BIRTHDATE JANUARY 8, 1993
BIRTHPLACE SAN ANTONIO, TX
RESIDES KENNEDALE, TX
MLB SERVICE TIME 0 YEARS, 0 DAYS
SIGNED BY MAX SEMLER
HOW OBTAINED METS SEVENTH-ROUND PICK IN THE 2015 FIRST-YEAR PLAYER DRAFT
CONTRACT STATUS SIGNED THROUGH 2019

2018 SEASON

- Split his season between Binghamton (AA) of the Eastern League and Las Vegas (AAA) of the Pacific Coast League.
- In 29 games (three starts) with Binghamton, pitched to a 2.41 ERA (11 earned runs/41.0 innings).
- From June 3 through the season, posted a 1.42 ERA (seven earned runs/44.1 innings) in 28 games and was scored upon in just four of those 28 contests...Includes 22 games with Binghamton and six with Las Vegas.

2017 SEASON

- Spent the entire year with Binghamton (AA) of the Eastern League.
- Tossed a season-best 2.1 innings vs. Erie on August 9...Worked at least 2.0 innings in 17 of his 42 games.
- Was 2-1 with a 2.77 ERA (four earned runs/13.0 innings) in May (nine games).
- Posted a 2.82 ERA (seven earned runs/22.1 innings) in 13 appearances in the second half.
- Allowed 2.0 walks per nine innings (14 walks in 62.1 innings).

2016 SEASON

- Converted on 20-of-23 (87 percent) of save opportunities with St. Lucie (A) of the Florida State League...His 20 saves were second-most in the FSL.
- Named a post-season Florida State League All-Star.
- Allowed one home run during the season (53.0 innings).

- Named to the Arizona Fall League's Rising Stars Game...Pitched 1.0 scoreless inning with one strikeout in the game.

2015 SEASON

- Pitched in his first professional season with Brooklyn (A) of the New York-Penn League... Owned a 1.50 ERA (three earned runs/18.0 innings) in 18 games.

BACKGROUND

- Corey David Taylor graduated from Kennedale (TX) High School where he posted a 1.32 ERA in 60 innings as a senior...Was a first-team All-State selection, the 3A Player of the Year and was named the district's Most Valuable Player.
- Lettered three years in basketball and two years in football...Was second team all-district in basketball and first-team all district in football as a senior.
- Attended Cisco College (TX) in 2012 and helped lead the team to its first NJCAA Region V Championship and the school's first appearance in the JUCO World Series...Transferred to Texas Tech for his sophomore season.
- Posted a 4-0 record with a 0.31 ERA (two earned runs/57.1 innings) during his senior season in Lubbock in 19 games (one start)...The 0.31 ERA led the NCAA.

CAREER TRANSACTIONS

- Selected by the New York Mets in the seventh round in the 2015 First-Year Player Draft.

CAREER STATISTICS

YEAR	TEAM	W-L	ERA	G	GS	CG	SHO	SV	IP	H	R	ER	HR	HB	BB	SO	WP	BK
2015	Brooklyn (A)	1-1	1.50	18	0	0	0	0	18.0	14	6	3	1	1	4	16	1	0
2016	St. Lucie (A)	4-5	1.87	45	0	0	0	20	53.0	53	21	11	1	1	13	45	3	0
2017	Binghamton (AA)	5-5	3.61	42	0	0	0	3	62.1	69	28	25	3	3	14	47	4	2
2018	Binghamton (AA)	2-1	2.41	29	3	0	0	6	41.0	50	12	11	1	1	9	34	1	0
	Las Vegas (AAA)	2-1	4.26	16	0	0	0	0	25.1	28	12	12	1	0	8	22	0	0
Minor League Totals		14-13	2.79	150	3	0	0	29	199.2	214	79	62	7	6	48	164	9	2



Tim TEBOW

15 OF **NON-ROSTER INVITEE**

@TimTebow

@timtebow

HT	6-3	WT	255	BT	L	TH	L
----	-----	----	-----	----	---	----	---

OPENING DAY AGE 31

BIRTHDATE AUGUST 14, 1987

BIRTHPLACE MAKATI CITY, PHILIPPINES

RESIDES JACKSONVILLE, FL

MLB SERVICE TIME 0 YEARS, 0 DAYS

HOW OBTAINED SIGNED AS A FREE AGENT ON SEPTEMBER 8, 2016

CONTRACT STATUS SIGNED THROUGH 2019

2018 SEASON

- Spent the entire season with Binghamton (AA) of the Eastern League, appearing in 84 games before suffering a broken hamate bone in his right hand on July 19...Underwent surgery on July 24 at the Hospital for Special Surgery.
- Blasted a three-run shot in his first at-bat of the season off Portland's Teddy Stankiewicz...Marked the second-straight season Tebow went deep in his first at-bat.
- From the start of June until his injury, hit .317 (40-126) with two home runs and 17 RBI in 39 games.
- Batted .310 (22-71) with three home runs and 33 RBI with runners in scoring position.
- With two outs, hit .326 (30-92) with a homer and 13 RBI.

2017 SEASON

- In his first year of professional baseball, he divided the year between Columbia (A) of the South Atlantic League and St. Lucie (A) of the Florida State League.
- Started the year with Columbia and moved to St. Lucie on June 26...Played in 64 games in the SAL and 62 contests in the FSL.
- Hit a home run in his first professional at-bat with Columbia on April 6 vs. Augusta off Domenic Mazza...It was a two-run shot.
- Slugged eight home runs combined, including a walk-off home run off Austin Orewiler to beat Daytona, 5-4, in the second game of a doubleheader on July 13.
- Had a 12-game hitting streak from July 2-14, going 12-40 (.300).
- In 29 games with St. Lucie in July, he batted .260 (26-100) with four home runs and 19 RBI.
- Had 22 multiple hit games (17 contests with two hits and five games with three hits).
- Had three RBI four times (April 9 vs. Augusta, April 16 at Augusta, July 3 at Fort Myers and July 29 at Charlotte).

2016 SEASON

- Played for the Mets Instructional League team in Port St. Lucie, FL in September.
- Hit a home run in his first Instructional League at-bat in a game against the Cardinals on September 28 in Port St. Lucie.
- Played for the Scottsdale Scorpions in the Arizona Fall League...Appeared in 19 games and batted .194 (12-62) with three doubles, two RBI, eight walks and 20 strikeouts.

FOOTBALL CAREER

2015 SEASON

- Was a member of the Philadelphia Eagles during the preseason.

2013 SEASON

- Was a member of the New England Patriots during the preseason.

2012 SEASON

- Traded to the New York Jets on March 26.

2010-2011 SEASONS

- Selected by the Denver Broncos in the first round (25th overall) of the 2010 NFL Draft.
- Made 11 starts for the Broncos in 2011...Went 7-4 with 12 touchdowns and six interceptions.
- Led the Broncos to a 29-23 overtime Wild Card victory over the Steelers...Threw a 80-yard walk-off touchdown to Demaryius Thomas.

2009 SEASON

- Was a Heisman Trophy finalist for a third straight year...Finished his Florida career with a 35-6 record as a starter.
- Finished his four-year Florida career with 88 passing touchdowns and 57 rushing touchdowns...Set SEC records for total offense (12,232 yards), rushing touchdowns (57) and touchdowns accounted for (145).

2008 SEASON

- Led Florida to the National Championship by defeating Oklahoma 24-14...The Gators finished the season with a 12-1 record.
- Finished third in the Heisman Trophy voting.

2007 SEASON

- Became the first sophomore to win the Heisman Trophy and was a consensus first-team All-American.
- Became the first player in NCAA history to pass and rush for at least 20 touchdowns.
- Had 32 passing touchdowns and 23 rushing touchdowns...His rushing touchdown total set an SEC record and it was the most rushing touchdowns by a quarterback in FBS history.

2006 SEASON

- While at Florida, threw a touchdown in the 2007 BCS National Championship game in a 41-14 win over Ohio State.

BACKGROUND

- Timothy Richard Tebow graduated from Nease High School (FL) where as a junior he batted .448 with four home runs and 25 RBI...Was named all-first team by the Florida Times Union...Skipped his senior year of baseball to enroll early at the University of Florida.
- Created the Tim Tebow Foundation in 2010 with a mission to bring faith, hope and love to those needing a brighter day in their darkest hour of need.
- Held the fifth annual Night to Shine Prom Experience for special needs students ages 14 and older on February 8, 2019...Over 175,000 volunteers from more than 540 churches will honor more than 90,000 guests...The churches represent all 50 states, 16 countries and 33 different denominations...Over the years, the event has contributed over \$3.5 million.
- Financed the Tebow CURE Hospital located in Davao City, Philippines...The Hospital opened in 2014 and provides surgeries to heal children and adults.

- Created Timmy's Playrooms, which are spaces in hospitals that are designed for patients and their families while they undergo treatment and extended hospital stays...These playrooms are located in hospitals throughout Florida, Tennessee, Texas and Louisiana.
- Began working at ESPN in 2014 as a college football analyst...Mainly appears on the SEC Network but contributes to other ESPN platforms.
- Co-hosted *Good Morning America* on January 31, 2014 with Eli Manning.
- Authored four books: *Through My Eyes (2011)*, *Shaken (2016)*, *Know Who You Are (2017)* and *This is the Day; Reclaim Your Dream. Ignite Your Passion. Live Your Purpose. (2018)*.
- He and his brother Robby are executive producers on a faith-based film, *Run the Race*, which opened in theaters nationwide on February 22, 2019.
- Is set to be a host on *Million Dollar Mile*, a 10-episode obstacle competition series co-created by LeBron James, which will air on CBS beginning on March 27, 2019.
- Was inducted into the Florida Sports Hall of Fame in a ceremony with former NFL running back Warrick Dunn and major leaguer Chipper Jones on November 8, 2017.
- Was inducted into the University of Florida's Football Ring of Honor on October 6, 2018 prior to the Gators game vs. LSU.

CAREER TRANSACTIONS

- Signed as a free agent by the New York Mets on September 8, 2016.

CAREER STATISTICS

YEAR	TEAM	AVG	G	AB	R	H	2B	3B	HR	RBI	SH	SF	HBP	BB	SO	SB	CS	SLG	OBP	E
2017	Columbia (A)	.220	64	214	29	47	14	1	3	23	0	1	5	24	69	0	1	.336	.311	7
	St. Lucie (A)	.231	62	216	21	50	10	1	5	29	1	1	5	19	57	2	1	.356	.307	3
2018	Binghamton (AA)	.273	84	271	32	74	14	1	6	36	0	1	4	22	103	1	0	.399	.336	1
Minor League Totals		.244	210	701	82	171	38	3	14	88	1	3	14	65	229	3	2	.367	.319	11



Joshua TORRES

NON-ROSTER INVITEE
82 RHP

HT	6-0	WT	160	BT	R	TH	R
----	-----	----	-----	----	---	----	---

OPENING DAY AGE 24
BIRTHDATE APRIL 26, 1994
BIRTHPLACE MAYAGUEZ CITY, PR
RESIDES AGUADA, PR
MLB SERVICE TIME 0 YEARS, 0 DAYS
SIGNED BY MANNY BATISTA (MILWAUKEE)
HOW OBTAINED SIGNED AS A MINOR LEAGUE FREE AGENT ON DECEMBER 17, 2016
CONTRACT STATUS SIGNED THROUGH 2019

2018 SEASON

- Reached the Triple-A level for the first time as he split his season between Binghamton (AA) of the Eastern League and Las Vegas (AAA) of the Pacific Coast League.
- Was unbeaten (went 9-0) in 35 games with Binghamton (AA), all in relief...Allowed just six earned runs in 45.1 innings (1.19 ERA) at the Double-A level...His nine wins were a career-best.
- Had a career-high six saves...Had five saves in his career entering the season.

2017 SEASON

- Struck out 77 batters in 63.0 innings while pitching for St. Lucie (A) of the Florida State League...His 11.34 strikeouts per nine innings ranked second among FSL relievers.
- Held his opponents to a .224 batting average (51-228), the fourth-lowest among FSL relief pitchers.

2015 SEASON

- Split his season between Wisconsin (A) of the Midwest League and Helena (R) of the Pioneer League.
- Had a 3.44 ERA (20 earned runs/52.1 innings) as a starter...In relief, pitched to a 5.67 ERA (17 earned runs/27.0 innings).

2014 SEASON

- Led the Arizona League with a 1.92 ERA (11 earned runs/51.2 innings)...Ranked third with a 1.10 WHIP.

2013 SEASON

- Tossed his first career complete game, a 7.0-inning effort on August 5 at the DSL Braves.

2012 SEASON

- Made his professional debut with the DSL Brewers (R).

BACKGROUND

- Joshua Torres graduated from Eladio Tirado Lopez in Puerto Rico.
- Has pitched in the Puerto Rican Winter League in his homeland each of the last five winters, including three seasons in his hometown of Mayaguez City.

CAREER TRANSACTIONS

- Signed by the Milwaukee Brewers as a non-drafted free agent on June 14, 2012.
- Signed by the New York Mets as a minor league free agent on December 17, 2016.

CAREER STATISTICS

YEAR	TEAM	W-L	ERA	G	GS	CG	SHO	SV	IP	H	R	ER	HR	HB	BB	SO	WP	BK
2012	DSL Brewers (R)	0-2	5.68	9	0	0	0	0	12.2	10	8	8	2	0	6	8	3	0
2013	DSL Brewers (R)	2-4	3.70	15	4	1	0	0	48.2	43	22	20	2	7	14	38	1	1
2014	AZL Brewers (R)	4-0	1.92	14	7	0	0	0	51.2	47	15	11	1	1	10	37	0	0
2015	Helena (R)	5-3	3.27	15	7	0	0	1	55.0	54	27	20	3	1	13	43	6	1
	Wisconsin (A)	0-5	6.29	8	3	0	0	0	24.1	31	19	17	4	0	11	16	2	0
2016									Did Not Pitch									
2017	St. Lucie (A)	1-4	3.14	41	1	0	0	4	63.0	54	31	22	2	4	22	77	8	0
2018	Binghamton (AA)	9-0	1.19	35	0	0	0	6	45.1	36	8	6	1	2	14	58	1	0
	Las Vegas (AAA)	0-0	12.96	5	0	0	0	0	8.1	17	13	12	4	0	7	10	2	0
Minor League Totals		21-18	3.38	142	22	1	0	11	309.0	292	143	116	19	15	97	287	23	2



Jason VARGAS

44 LHP

HT	6-0	WT	210	BT	L	TH	L
----	-----	----	-----	----	---	----	---

OPENING DAY AGE 36
BIRTHDATE FEBRUARY 2, 1983
BIRTHPLACE APPLE VALLEY, CA
RESIDES GOODYEAR, AZ
MLB SERVICE TIME 11 YEARS, 114 DAYS
SIGNED BY ROBBIE COSARO (FLORIDA)
HOW OBTAINED SIGNED AS A FREE AGENT ON FEBRUARY 18, 2018
CONTRACT STATUS SIGNED THROUGH 2019

☆ **ALL-STAR: 2017**

CAREER HIGHLIGHTS

- Since the start of 2011, his 11 complete games are 14th-most in the majors...With seven shutouts in that span, he trails only Clayton Kershaw (14) and Adam Wainwright (eight).
- From 2010-12, was one of eight left-handed pitchers to log 192.0 innings or more each year...During that time, his 168 walks were third-fewest among MLB lefties behind only Mark Buehrle (134) and Cole Hamels (157).
- Named AL Pitcher of the Month in May, 2013, going 5-0 with a 2.30 ERA (11 earned runs/43.0 innings).
- Selected to his first All-Star team in 2017.
- Tied for the major league lead with a career-best 18 wins in 2017 (also, Clayton Kershaw, Carlos Carrasco and Corey Kluber).

2018 SEASON

- Opened the year on the DL after suffering a non-displaced fracture of the hamate bone in his right hand on March 16... Underwent surgery on March 20 at the Hospital for Special Surgery.
- Made his season debut and third career start with the Mets on April 28 at San Diego...Was his first start with the Mets since July 3, 2007 at Colorado...Was the fifth Mets player to go at least 10 years between appearances (10 years, nine months, 26 days), joining RHP Jason Isringhausen, RHP Bob L. Miller, catcher Kelly Stinnett and RHP David Cone.
- Went 5-3 with a 3.60 ERA (20 earned runs/50.0 innings) in his last 10 appearances...The Mets won six of those games...In his first 10 starts of the season, he was 2-6 with an 8.36 ERA (39 earned runs/42.0 innings)...The Mets were 2-8 in those starts.
- Was placed on the 10-Day DL for a second time on June 24 (retroactive to June 20) with a strained right calf...Returned to the rotation on July 27 at Pittsburgh.
- Joined the 1,000-strikeout club on August 29 at Wrigley Field vs. the Cubs...In doing so, he became the 141st left-hander in MLB history to reach the milestone...He is also one of 16 active left-handers and one of 61 active pitchers overall to rack up 1,000 strikeouts in his career.
- Owned a 2.43 ERA (nine earned runs/33.1 innings) over his last six starts (August 24-September 27)...Won five of his last six decisions and threw 5.1 innings or more in seven of his last eight starts...Had pitched 5.0 innings or fewer in each of his first 12 starts.

CAREER BESTS

WIN STREAK

7 games
5/27/17-6/30/17

LOSS STREAK

9 games
8/21/10-4/23/11

STRIKEOUTS, GAME

10 strikeouts
2x, last, 6/26/12, Seattle vs. Oakland

DOUBLE-DIGIT STRIKEOUT

GAMES
2 games
last, 6/26/12, Seattle vs. Oakland

LONGEST OUTING, RELIEVER

6.1 innings
7/8/06, Florida at New York-NL (G2)

MOST WALKS, GAME

5 walks
7x, last, 4/27/15, Kansas City at Cleveland

SCORELESS STREAK

17.0 innings
8/8/14-8/18/14

LAST COMPLETE GAME

6/2/17, Kansas City vs. Cleveland

LAST COMPLETE-GAME SHUTOUT

6/2/17, Kansas City vs. Cleveland

FEWEST HITS, COMPLETE GAME

3 hits
3x, last, 8/13/14, Kansas City vs. Oakland

VARGAS, JASON

2017 SEASON

- Won seven consecutive starts from May 27-June 30, a new career-high...The streak was the tied for the third-longest streak in the majors behind Clayton Kershaw and Jacob deGrom's eight consecutive win streaks.
- Was the first pitcher in the majors to reach 10 victories, earning his 10th win on June 18 at Angel Stadium...Led the AL with 12 victories at the All-Star break.
- Through July 4, he led the American League in both wins (12) and ERA (2.22), while he ranked in the league's top 10 pitchers in opponent average (.237, eighth), WHIP (1.12, sixth) and walks per nine innings (2.13, fifth).
- Held opponents to a .179 average (12-67) with runners in scoring position over his first 16 starts...suffered from a .358 (24-67) average against with RISP over his remaining 16 outings.
- Induced a career-high 22 double plays, which ranked seventh in the AL.

2016 SEASON

- Made three starts with Kansas City following his return from Tommy John surgery, posting a 2.25 ERA (three earned runs/12.0 innings).
- Returned from Tommy John surgery on September 17 vs. the White Sox, allowing just one earned run on two hits in 3.0 innings...Was his first major league start since July 21, 2015.
- According to the database at The Hardball Times, his return from 'Tommy John' surgery (409 days) was the fastest by a major league starting pitcher since Gavin Floyd (363 days) in 2014.

2015 SEASON

- Made just one start after the All-Star break, suffering a torn ligament in his left elbow on July 21...Underwent Tommy John surgery in July.

2014 SEASON

- Made 30 starts for the fourth time in the last five seasons, despite missing nearly a month of action following an appendectomy in July.
- Went 11-10 with a career-best 3.71 ERA with 41 walks and 128 strikeouts in 187.0 innings...His 1.27 WHIP also ranked eighth among American League left-handers.

POSTSEASON

- Made three postseason starts, going 1-0 with a 3.52 ERA (six earned runs/15.1 innings) with 11 strikeouts...Won the series-clinching Game 4 of the ALCS vs. the Orioles, allowing one run on two hits over 5.1 innings

2013 SEASON

- Tied for third in the AL with three complete games and two shutouts while pitching for the Los Angeles Angels.
- Named AL Pitcher of the Month in May, going 5-0 with a 2.30 ERA (11 earned runs/43.0 innings)...Recorded 7.0-plus innings in seven of his eight starts between April 23 and May 30.

2012 SEASON

- Ranked among AL leaders in games started (33, tied for fourth), quality starts (22, fourth), innings pitched (217.1, sixth), WHIP (1.18, 10th) and complete games (two, tied for 10th).
- Named the AL July Pitcher of the Month...Was 5-0 with a 1.64 ERA (eight earned runs/44.0 innings).
- Struck out 10 on June 10 vs. Oakland, matching a career-high.

2011 SEASON

- Tied for fourth in the AL with four complete games and tied for third in the AL with three shutouts.
- Recorded career-high 10 strikeouts in final start of year September 26 vs. Oakland.

2009 SEASON

- Had three stints with the Mariners after missing the entire 2008 season recovering from left hip surgery in 2007.
- Was 1-0, 2.87 ERA (five earned runs/15.2 innings) in nine relief appearances.

2008 SEASON

- Missed the entire season after undergoing surgery on his left hip.

2007 SEASON

- Made two starts for the Mets going 0-1 with a 12.19 ERA (14 earned runs/10.1 innings).
- Had a bone spur removed from his left elbow on October 3...Dr. David Altchek performed the procedure at the Hospital for Special Surgery in Manhattan.

2006 SEASON

- Made his first career Opening Day roster with Florida.

2005 SEASON

- Tossed 1.0 scoreless inning in his major league debut on July 14 at Philadelphia.
- Made 13 starts, including his first career complete game on August 21 vs. Los Angeles-NL.

BACKGROUND

- Jason Matthew Vargas graduated from Apple Valley HS (CA).
- Played collegiately at Louisiana State (2002), Cypress College (2003) and Long Beach State (2004)...Named Southern California Junior College Player of the Year in 2003...As a junior, he went 7-4 with a 4.14 ERA and hit .354 with 14 doubles and five homers as a designated hitter.
- Co-founder of Estrella Youth Sports in Goodyear, AZ, a non-profit youth program.

CAREER TRANSACTIONS

- Selected by Florida in the second-round of the 2004 First-Year Player Draft.
- Acquired by the Mets along with left-handed pitcher Adam Bostick on November 20, 2006 in exchange for right-handed pitchers Henry Owens and Matt Lindstrom.
- On the 60-Day Disabled List, September 21 through the end of the 2007 season, with loose bodies in his left elbow.
- On the 60-Day Disabled List, March 23 through the end of the 2008 season, after undergoing surgery on his left hip.
- Acquired by Seattle with OF Endy Chavez, RHP Aaron Heilman, INF Mike Carp, OF Ezequiel Carrera, RHP Maikel Cleto and OF Franklin Gutierrez on December 10, 2008 as part of a three-team, 12-player trade...The Mets received RHP Sean Green, RHP J.J. Putz and OF Jeremy Reed while the Cleveland Indians received INF Luis Valbuena, RHP Joe Smith.

- Acquired by Los Angeles-AL on December 19, 2012 in exchange for INF Kendrys Morales.
- On the 15-Day Disabled List, June 18-August 13, 2013, with a blood clot in his left arm.
- Signed to a four-year contract by the Kansas City Royals on November 22, 2013.
- On the 15-Day Disabled List, July 9-August 2, 2014, after undergoing an appendectomy.
- On the 15-Day Disabled List, May 8-26, 2015, with a left flexor strain.
- On the 15-Day Disabled List, June 9-July 21, 2015, with a left flexor strain.
- On the 15-Day Disabled List, July 22-September 1, 2015, with a left ulnar collateral ligament tear...Transferred to the 60-Day Disabled List on September 1...On the 60-Day Disabled List through the end of the 2015 season.
- On the 60-Day Disabled List, February 19-September 17, 2016, while recovering from Tommy John surgery.
- Signed by the New York Mets to a two-year contract with a team option for a third year on February 18, 2018.
- On the 10-Day Disabled List, March 29-April 27, 2018, with a non-displaced fracture of the hamate bone in his right hand.
- On the 10-Day Disabled List, June 24, retroactive to June 20-July 26, 2018, with a strained right calf.



CAREER STATISTICS

YEAR	TEAM	W-L	ERA	G	GS	CG	SHO	SV	IP	H	R	ER	HR	HB	BB	SO	WP	BK
2004	Greensboro(A)	2-1	2.37	3	3	0	0	0	19	9	5	5	1	0	2	17	0	0
	Jamestown (A)	3-1	1.96	8	8	0	0	0	41.1	35	17	9	2	3	13	41	3	0
2005	Greensboro(A)	4-1	0.8	5	5	0	0	0	33.2	16	4	3	1	2	10	33	1	0
	Jupiter (A)	2-3	3.42	9	9	0	0	0	55.1	47	24	21	6	0	14	60	0	0
	Carolina(A)	1-0	2.84	3	3	0	0	0	19	13	6	6	3	0	7	25	0	0
	MIAMI (NL)	5-5	4.03	17	13	1	0	0	73.2	71	34	33	4	4	31	59	0	0
2006	MIAMI (NL)	1-2	7.33	12	5	0	0	0	43	50	39	35	9	4	30	25	2	0
	Albuquerque(AAA)	3-6	7.43	13	13	0	0	0	69	98	60	57	11	5	28	51	0	1
2007	METS	0-1	12.19	2	2	0	0	0	10	17	14	14	4	0	2	4	1	1
	New Orleans (AAA)	9-7	4.97	24	24	0	0	0	125	141	77	69	14	3	44	108	1	1
2008	METS	Did Not Pitch - Injured																
2009	Tacoma (AAA)	4-3	3.14	9	9	0	0	0	51.2	48	19	18	3	0	15	46	1	0
	SEATTLE (AL)	3-6	4.91	23	14	0	0	0	91.2	98	53	50	16	3	24	54	1	0
2010	SEATTLE (AL)	9-12	3.78	31	31	0	0	0	192.2	187	86	81	18	1	54	116	1	4
2011	SEATTLE (AL)	10-13	4.25	32	32	4	3	0	201	205	105	95	22	4	59	131	3	1
2012	SEATTLE (AL)	14-11	3.85	33	33	2	0	0	217.1	201	94	93	35	3	55	141	5	0
2013	Salt Lake (AAA)	0-0	7.71	1	1	0	0	0	4.2	4	4	4	3	0	3	2	1	0
	LOS ANGELES (AL)	9-8	4.02	24	24	3	2	0	150	162	68	67	17	5	46	109	0	1
2014	KANSAS CITY (AL)	11-10	3.71	30	30	1	1	0	187	197	82	77	19	6	41	128	1	1
2015	NW Arkansas (AA)	1-0	3.38	1	1	0	0	0	5.1	7	2	2	2	0	2	2	0	0
	KANSAS CITY (AL)	5-2	3.98	9	9	0	0	0	43	46	20	19	5	1	12	27	0	0
2016	AZL Royals (R)#	0-0	4.5	2	2	0	0	0	4	5	4	2	1	0	0	8	0	0
	NW Arkansas (AA)#	1-0	7.71	1	1	0	0	0	2.1	4	3	2	2	0	0	1	0	0
	Omaha (AAA)#	0-2	5.93	3	3	0	0	0	13.2	16	9	9	3	0	1	18	0	0
	KANSAS CITY (AL)	0-0	2.25	3	3	0	0	0	12	8	3	3	1	0	3	11	0	0
2017	KANSAS CITY (AL)	18-11	4.16	32	32	1	1	0	179.2	181	84	83	27	5	58	134	6	1
2018	METS	7-9	5.77	20	20	0	0	0	92.0	100	60	59	18	5	30	84	0	0
	Brooklyn (A)#	0-0	1.5	2	2	0	0	0	12.0	7	2	2	2	0	0	19	0	0
	Las Vegas (AAA)#	0-1	6.75	1	1	0	0	0	4.0	3	3	3	0	0	2	4	0	0
Minor League Totals		29-25	4.15	85	85	0	0	0	460.0	453	239	212	54	13	141	435	7	2
Major League Totals		92-90	4.27	268	248	12	7	0	1493.1	1523	742	709	195	41	445	1023	20	9

- rehabilitation assignment

CAREER PLAYOFF STATISTICS

YEAR	RND	TEAM/OPP	W-L	ERA	G	GS	CG	SHO	SV	IP	H	R	ER	HR	HB	BB	SO	WP	BK
2014	ALDS	KC vs. LAA	0-0	3.00	1	1	0	0	0	6.0	3	2	2	2	0	1	2	0	0
	ALCS	KC vs. BAL	1-0	1.69	1	1	0	0	0	5.1	2	1	1	1	0	3	6	0	0
	WS	KC vs. SF	0-0	6.75	1	1	0	0	0	4.0	6	3	3	0	0	2	3	1	0
Postseason Totals			1-0	3.52	3	3	0	0	0	15.1	11	6	6	3	0	6	11	1	0

ALL-STAR GAME

YEAR	CLUB	SITE	W-L	ERA	G	GS	CG	SHO	SV	IP	H	R	ER	HR	HB	BB	SO	WP	BK
2017	AL	Miami	0-0	0.00	1	0	0	0	0	1.0	1	0	0	0	0	0	0	0	0

MAJOR LEAGUE HITTING TOTALS

YEAR	TEAM	AVG	G	AB	R	H	2B	3B	HR	RBI	SH	SF	HB	BB	SO	SB	CS	SLG	OBP	E
2018	METS	.148	20	27	2	4	0	0	0	0	3	0	0	1	8	0	0	.148	.179	0
Career Totals		.228	61	92	8	21	3	0	0	4	5	0	0	4	25	0	0	.261	.260	6

Last Home Run — None

Last Multi-Homer Game — None

Most Hits, Game — 2, 2x, last - 4/18/06, Florida at Cincinnati

Most RBI, Game — 2, 8/21/05, Florida vs. Los Angeles-NL

CAREER FIELDING

POS	G	PO	A	E	PCT	TC	DP
P	268	54	190	6	.976	250	15



Stephen VILLINES

83 NON-ROSTER INVITEE
RHP

[@slimstevie](#)
[@slimstevie40](#)

HT	6-2	WT	175	BT	R	TH	R
----	-----	----	-----	----	---	----	---

OPENING DAY AGE 23
BIRTHDATE JULY 15, 1995
BIRTHPLACE IRVINE, CA
RESIDES LAKE FOREST, CA
MLB SERVICE TIME 0 YEARS, 0 DAYS
SIGNED BY NATHAN BEUSTER
HOW OBTAINED METS 10TH-ROUND PICK IN THE 2017 FIRST-YEAR PLAYER DRAFT
CONTRACT STATUS SIGNED THROUGH 2019

2018 SEASON

- Split the season between Columbia (A) of the South Atlantic League, St. Lucie (A) of the Florida State League and Binghamton (AA) of the Eastern League.
- Combined to go 5-4 with 10 saves and a 3.11 ERA (23 earned runs/66.2 innings) with 13 walks and 96 strikeouts in 47 appearances between the three teams.
- Led all organizational relievers with 96 strikeouts...Was tied for third with 10 saves.
- Named a South Atlantic League Mid-season All-Star.

2017 SEASON

- Split his first professional season between the Kingsport (R) Mets of the Appalachian League and the Brooklyn Cyclones (A) of the New York-Penn League where he combined to go 3-2 with a save and a 1.65 ERA (five earned runs/27.1 innings) in 19 games.
- Struck out at least one batter in 17 of his 19 appearances.
- Overall struck out 41 batters, while walking only one in 27.1 innings of work...Walked his only batter of the season on August 26 vs. Staten Island, his 16th appearance of the season.

BACKGROUND

- Stephen Villines graduated from El Toro (CA) High School...Played baseball all four years.
- Played four seasons at the University of Kansas... Was named to the All Big-12 First Team following his senior year, 2016 All-Big 12 Second Team following his junior season and to the 2014 Big 12 All-Freshman team.
- Finished his four-year career at Kansas as the school's all-time saves leader (40) and one shy of tying the Big 12 Conference record set by Huston Street...Also ranked among Kansas' all-time leaders in appearances (114, third) while his 1.50 ERA in 2017 was the sixth-best single-season ERA in the program's history.

CAREER TRANSACTIONS

- Selected by the Mets in the 10th round of the 2017 First-Year Player Draft.

CAREER STATISTICS

YEAR	TEAM	W-L	ERA	G	GS	CG	SHO	SV	IP	H	R	ER	HR	HB	BB	SO	WP	BK
2017	Kingsport (R)	2-1	1.08	8	0	0	0	0	8.1	10	1	1	0	0	0	11	0	0
	Brooklyn (A)	1-1	1.89	11	0	0	0	1	19.0	13	5	4	1	1	1	30	0	0
2018	Columbia (A)	2-4	4.86	24	0	0	0	6	33.1	33	21	18	2	2	5	54	3	0
	St. Lucie (A)	2-0	0.41	16	0	0	0	4	22.0	7	1	1	0	0	6	25	0	0
	Binghamton (AA)	1-0	3.18	7	0	0	0	0	11.1	6	4	4	1	1	2	17	0	0
Minor League Totals		8-6	2.68	66	0	0	0	11	94.0	69	32	28	4	4	14	137	3	0



Zack WHEELER

45 RHP

@Wheelerpro45

HT	6-4	WT	196	BT	L	TH	R
----	-----	----	-----	----	---	----	---

OPENING DAY AGE 28
BIRTHDATE MAY 30, 1990
BIRTHPLACE SMYRNA, GA
RESIDES DALLAS, GA
MLB SERVICE TIME 5 YEARS, 98 DAYS
SIGNED BY SEAN O'CONNOR (SAN FRANCISCO)
HOW OBTAINED ACQUIRED FROM THE SAN FRANCISCO GIANTS ALONG WITH CASH CONSIDERATIONS FOR OF CARLOS BELTRAN ON JULY 8, 2011
CONTRACT STATUS FREE AGENT AFTER 2019

2018 SEASON

- Won a career-high 12 games...Posted a 3.31 ERA, the lowest mark of his career and also set a new career-best in WHIP (1.12)...His 2.7 walks per 9.0 innings ratio was also the best of his career.
- Was 9-1 with a 1.68 ERA in 11 starts after the All-Star break...His nine second-half victories were tied for the most in the majors and his 1.68 ERA was the lowest in the majors after the break (min. 75.0 innings)...Won a career-best seven-straight decisions from July 14-August 25...Wheeler's nine second-half wins were tied for the seventh-most second half wins in Mets history.
- Had a career-best 23.0 consecutive scoreless innings from July 24-August 10...It was the eighth longest by any pitcher in 2018.
- In 14 road starts, was 7-2 with a 3.49 ERA (33 earned runs/85.0 innings)...The Mets won nine of his 14 road starts...In 50-career road starts, Wheeler is 20-10 with a 3.23 ERA (105 earned runs/293.0 innings)...His 3.23 career road ERA is the ninth-best in the NL since 2013 (min. 45 road starts).
- Fanned seven or more batters 17 times, the most such games in a season in his career...Only three NL pitchers (Max Scherzer, 26, Jacob deGrom, 25 and Patrick Corbin, 24) had more such games.
- Ranked third in the majors and third in the NL with a 23.4 percent soft contact rate...Had the lowest rate of hard contact in the majors with a 24.8 percent hard-hit rate...Had the eighth-highest WAR (4.1) among qualifying NL pitchers according to Fangraphs.
- Is one of five Mets pitchers to record at least one strikeout in each of his first 95-career games (also Matt Harvey, Dwight Gooden, Dillon Gee and Jacob deGrom)...Joined Harvey, Gooden, deGrom, Sid Fernandez and Noah Syndergaard as the only pitchers in franchise history to record 500 or more strikeouts in their first 91-career games.
- Began a career-high 62.1 percent of his opponents' plate appearances with a first pitch strike...From 2013-2017, threw a first-pitch strike to 55.2 percent of the batters he faced...His first-pitch strike percentage has risen every season in his career (52.0 in 2013, 54.4 in 2014, 60.6 in 2017 and 62.1 in 2018).
- His 11 hits were a career-high and tied for the fifth-most among all pitchers.

CAREER BESTS

WIN STREAK

7 games
7/14/18-8/25/18

LOSS STREAK

5 games
2x, last, 5/4/18-6/22/18

STRIKEOUTS, GAME

12 strikeouts
8/15/13 at San Diego

DOUBLE-DIGIT STRIKEOUT GAMES

4 games
last, 10 strikeouts, 8/20/18 vs. San Francisco

LONGEST OUTING, STARTER

9.0 innings
6/19/14 at Miami

MOST WALKS, GAME

6 walks
2x, last, 5/13/14 at New York-AL

SCORELESS STREAK

23.0 innings
7/24/18-8/10/18

LAST COMPLETE GAME

6/19/14 at Miami (Won, 1-0)

LAST COMPLETE-GAME SHUTOUT

6/19/14 at Miami (Won, 1-0)

FEWEST HITS, COMPLETE GAME

3 hits
6/19/14 at Miami (Won, 1-0)

2017 SEASON

- Returned to game action after missing the 2015 and 2016 seasons recovering from Tommy John surgery...Made his second career Opening Day roster...Allowed one earned run or fewer in six of his 17 starts...The six such starts were second-most on the team behind Jacob deGrom's 12 starts where he allowed one earned run or fewer.
- Was placed on the 10-Day Disabled List on June 21, retroactive to June 20, with biceps tendinitis... Activated from the DL on July 1...Placed on the 10-Day DL on July 24, retroactive to July 23, with a stress reaction in his right arm...Transferred to the 60-Day Disabled List on September 23...Made his final start of the season on July 22 vs. Oakland.
- Following his first outing of the season, Wheeler went 3-2 with a 2.91 ERA (19 earned runs/58.2 innings) in his next 10 starts from April 12-June 7...His 2.91 ERA in that time was fifth-best in the National League (min 50.0 innings pitched)...The Mets were 5-5 in those 10 starts.
- Earned the win on April 12 at Philadelphia, his first win in the majors since September 19, 2014 at Atlanta.
- Was used as a pinch-hitter April 21 vs. Washington and doubled down the right-field line...It was the third extra-base hit by a Mets pitcher serving as a pinch-hitter.

2016 SEASON

- Did not pitch at the major league level while recovering from Tommy John Surgery.
- Underwent an internal suture removal procedure on April 12.

2015 SEASON

- Missed the season while recovering from Tommy John surgery...Surgery was performed at the Hospital for Special Surgery on March 24.

2014 SEASON

- Set a career-high in innings pitched (185.1), wins (11), starts (32), and strikeouts (187), leading the Mets in the latter two categories.
- Threw a three-hit shutout in the Mets' 1-0 victory over the Marlins on June 19 at Marlins Park.
- At 24 years and 20 days old, became the youngest Mets pitcher to throw a 1-0 shutout since Dwight Gooden threw two of them in 1985 at age 20 years and 240 days old.

2013 SEASON

- Made his major league debut on June 18 at Atlanta after beginning the year at Las Vegas (AAA) of the Pacific Coast League.

- Became the third pitcher in team history to earn a victory while throwing 6.0 or more shutout innings in his major league debut (June 18 at Atlanta).
- On July 30 at Miami took a no-hit bid into the seventh inning before Ed Lucas singled with one out in the bottom of the seventh...His no-hit bid was the third-longest by a rookie in franchise history.

2012 SEASON

- Spent the majority of the year with Binghamton (AA) of the Eastern League...Promoted to Buffalo (AAA) of the International League on August 1.
- Was the Sterling Award recipient at Binghamton.
- Named to the Eastern League All-Star Game on July 11, but did not pitch.
- Selected to play in the Futures All-Star Game July 8 in Kansas City...Pitched 0.2 hitless innings for the United States team in their 17-5 victory.

2011 SEASON

- Named to the California (A) League mid-season All-Star Game.

2010 SEASON

- Was selected to pitch in Major League Baseball's Futures Game and earned a hold with a scoreless inning.

BACKGROUND

- Zachary H. (Zack) Wheeler graduated from East Paulding (GA) High School.
- Was named the Gatorade Player of the Year for the 2008-2009 season...Posted a 9-0 record with an 0.54 ERA.
- Named the Gatorade Georgia High School Player of the Year in 2008 and 2009.
- Had his East Paulding #45 jersey retired on January 17, 2014.
- Brother, Jacob, is an artist who has shows in New York City.

CAREER TRANSACTIONS

- Selected by the San Francisco Giants in the first round (sixth overall) of the 2009 First-Year Player Draft.
- Acquired by the New York Mets, along with cash considerations, in exchange for outfielder Carlos Beltrán on July 8, 2011.
- On the 60-Day Disabled List, April 21, 2015 through the end of the season, recovering from Tommy John surgery.

- On the 15-Day Disabled List, April 3-April 26, 2016, recovering from Tommy John surgery...On the 60-Day Disabled List, April 26, 2016 through the end of the season.
- On the 10-Day Disabled List, June 21-July 1, 2017, with biceps tendinitis.
- On the 60-Day Disabled List, July 24-end of the 2017 season, with a stress reaction in his right arm.

CAREER STATISTICS

YEAR	TEAM	W-L	ERA	G	GS	CG	SHO	SV	IP	H	R	ER	HR	HB	BB	SO	WP	BK
2010	Augusta (A)	3-3	3.99	21	13	0	0	0	58.2	47	27	26	0	7	38	70	13	2
2011	San José (A)	7-5	3.99	16	16	0	0	0	88.0	74	44	39	7	4	47	98	6	0
	St. Lucie (A)	2-2	2.00	6	6	0	0	0	27.0	26	6	6	0	2	5	31	3	0
2012	Binghamton (AA)	10-6	3.26	19	19	1	1	0	116.0	92	46	42	2	11	43	117	6	1
	Buffalo (AAA)	2-2	3.27	6	6	1	1	0	33.0	23	13	12	2	1	16	31	2	0
2013	Las Vegas (AAA)	4-2	3.93	13	13	0	0	0	68.2	61	35	30	9	2	27	73	1	0
	METS	7-5	3.42	17	17	0	0	0	100.0	90	42	38	10	4	46	84	6	0
2014	METS	11-11	3.54	32	32	1	1	0	185.1	167	84	73	14	11	79	187	9	0
2015		Did Not Pitch - Injured																
2016	St. Lucie (A)#	0-0	0.00	1	1	0	0	0	1.0	0	1	0	0	0	1	0	0	0
2017	METS	3-7	5.21	17	17	0	0	0	86.1	97	53	50	15	3	40	81	1	0
2018	Las Vegas (AAA)	1-0	1.80	1	1	0	0	0	5.0	3	1	1	1	0	1	6	0	0
	METS	12-7	3.31	29	29	0	0	0	182.1	150	69	67	14	9	55	179	2	1
Minor League Totals		29-20	3.53	83	75	2	2	0	397.1	326	173	156	21	27	178	426	31	3
Major League Totals		33-30	3.70	95	95	1	1	0	554.0	504	248	228	53	27	220	531	18	1

rehabilitation assignment

MAJOR LEAGUE HITTING TOTALS

YEAR	TEAM	AVG	G	AB	R	H	2B	3B	HR	RBI	SH	SF	HBP	BB	SO	SB	CS	SLG	OBP	E
2018	METS	.196	27	56	4	11	2	0	0	4	3	1	0	0	21	0	0	.232	.193	0
Career Totals		.129	92	163	7	21	5	0	0	9	19	1	0	3	70	0	0	.160	.144	3

Last Home Run — None

Most Hits, Game — 2, 2x, last, September 12, 2018 vs. Miami

Most RBI, Game — 2, May 27, 2018 at Milwaukee

CAREER FIELDING

POS	G	PO	A	E	PCT	TC	DP
P	95	25	59	3	.966	87	6

INDIVIDUAL SCORELESS STREAKS

Player	Year	Innings	Player	Year	Innings
1. R.A. Dickey	2012	32.2	6. Tom Seaver	1975	28.0
2. Jerry Koosman	1973	31.2	7. Jesse Orosco	1983	27.2
3. Dwight Gooden	1984	31.0	8. Pat Zachry	1980	27.0
Bartolo Colón	2015	31.0			
Tom Seaver	1971	31.0			



Justin WILSON

38 LHP

@jjwilson18

HT	6-2	WT	205	BT	L	TH	L
----	-----	----	-----	----	---	----	---

OPENING DAY AGE 31
BIRTHDATE AUGUST 18, 1987
BIRTHPLACE ANAHEIM, CA
RESIDES FT. WORTH, TX
MLB SERVICE TIME 6 YEARS, 35 DAYS
SIGNED BY SEAN CAMPBELL (PITTSBURGH)
HOW OBTAINED SIGNED AS A FREE AGENT ON JANUARY 28, 2019
CONTRACT STATUS SIGNED THROUGH 2020

CAREER HIGHLIGHTS

- Since 2014, his 346 appearances are the second-most in the majors by a left-handed pitcher...Only Tony Watson (368) has pitched in more games over the last five seasons.
- Has held left-handed batters to a .241 (116-481) average, while righties have hit .211 (188-889) mark.
- Owns a 1.69 ERA (one earned run/5.1 innings) in six career postseason appearances.

2018 SEASON

- Made 71 relief appearances, his most games since pitching in 74 outings with the Yankees in 2015.
- Stranded 34 of 37 inherited runners...His 91.9 percent inherited runner stranded rate led the NL and was second in the majors behind Oakland's Ryan Buchter (93.3 percent).
- Held his opponent scoreless in 56 of 71 relief appearances... Retired 49 of 71 first batters faced.
- Limited left-handed batters to a .190 average (15-79) and a .342 slugging mark...Right-handed hitters batted .244 (30-123) with a .358 slugging percentage.
- Finished with a 2.12 ERA (seven earned runs/29.2 innings) in 37 road outings, the 10th-best mark by a left-handed reliever (min. 20 road appearances).
- Posted a 0.71 ERA (one earned run/12.2 innings) in 12 May outings...Walked seven, struck out 13 and held the opponent to a .143 average (6-42) and a .427 OPS.
- Recorded a season-best 11.1 scoreless innings streak, May 22-June 13...Notched three holds and 19 strikeouts in 10 outings during that span.
- Tied his career-high mark with four strikeouts on June 2 at the Mets.
- Did not allow a run or a walk in 14-straight appearances (8.0 innings) from August 7-September 6.

POSTSEASON

- Recorded one out, retiring the only batter he faced in the Cubs' Wild Card loss to the Rockies.

2017 SEASON

- Began the season with the Tigers before being traded to the Cubs at the trade deadline...After posting a 2.68 ERA (12 earned runs/40.1 innings) in 42 games with Detroit, he pitched to a 5.09 ERA (10 earned runs/17.2 innings) in 23 games with Chicago.
- Stuck out a career-best 80 batters in 58.0 innings between Detroit and Chicago...Limited batters to a .190 average (40-211), including a .170 mark (25-147) by righties.
- In 42 relief appearances for the Tigers, posted a 0.94 WHIP while limiting foes to a .157 (22-140) batting average, including a .220 mark by lefties and a .131 mark by righties.

CAREER BESTS

WIN STREAK

5 games
2x, last, 4/27/15-9/7/15

LOSS STREAK

3 games
2x, last, 7/7/16-8/10/16

STRIKEOUTS, GAME

4 strikeouts
4x, last, 6/2/18,
Chicago-NL at New York-NL

LONGEST OUTING, RELIEVER

3.1 innings
4/15/13, Pittsburgh vs. St. Louis

MOST WALKS, GAME

3 walks
6x, last, 5/19/18 (G1),
Chicago-NL at Cincinnati

SCORELESS STREAK

13.1 innings
5/26/15-6/27/15

WILSON, JUSTIN

POSTSEASON

- Appeared in one postseason game with the Cubs, retiring both batters faced in NLDS Game 4 vs. the Nationals.

2016 SEASON

- Started the season by not allowing a run in his first 12 appearances from April 5-May 1, a stretch that spanned 11.0 innings...His 12 consecutive scoreless appearances to start a season were the most in his career...Dating back to September 30, 2015, Wilson tossed 14 straight scoreless appearances, tied for the longest streak of his career (also, May 26-June 27, 2015).
- Picked up the first save of his major league career on July 27 at Boston...Tossed a scoreless inning with one strikeout.

2015 SEASON

- Established a career high with 74 outings with the Yankees.
- Allowed just seven of his 44 inherited runners (15.9 percent) to score, which ranked fifth in the majors...Retired 54-74 (73.0 percent) of first batters faced.
- Had a career-long 13.1 inning scoreless stretch from May 26-June 27.
- Appeared in 12 games during July and went 1-0 with a 1.80 ERA (two earned runs/10.0 innings) and 13 strikeouts.

POSTSEASON

- Pitched 1.1 scoreless innings in the Yankees' Wild Card Game loss to Houston.

2014 SEASON

- Allowed six of his 27 inherited runners to score, while he retired 50-70 first batters faced.
- Allowed his first home run of the season to St. Louis' Matt Adams on July 7, snapping a homerless stretch of 52.2 innings (56 games) dating back to July 27, 2013.
- Limited opponents to a .183 (13-71) batting average with runners in scoring position.

POSTSEASON

- Fanned a batter in 0.1 inning in the Pirates' Wild Card Game setback vs. the Giants.

2013 SEASON

- Made his first Opening Day roster as he spent the entire season with the Pirates.
- Led N.L. rookie relievers in ERA (2.08) and wins (six), while he ranked fourth among all NL left-handed relievers in ERA and sixth in strikeouts.

- Earned the first win of his major league career on April 21 vs. Atlanta, throwing 1.1 scoreless innings with one strikeout.
- In his first 22 appearances of the season from April 1-June 2, posted a 5-0 record with a 1.29 ERA (five earned runs/35.0 innings) and 34 strikeouts.
- Allowed a run in only four of his final 29 regular season outings...Finished the stretch with a 1-0 record, a 1.84 ERA (six earned runs/29.1 innings) and 20 strikeouts.

POSTSEASON

- Pitched in two games in the NLDS vs. St. Louis, posting a 3.38 ERA (one earned run/2.2 innings)... Retired each of the six batters he faced in Game 4 at PNC Park.

2012 SEASON

- Made his major league debut with the Pirates on August 20 at San Diego and threw a scoreless inning with two hits allowed and three strikeouts... Was optioned the following day.
- Returned as a September call-up to appear in an eight games for Pittsburgh compiling a 1.93 ERA (one earned run/4.2 innings) with seven strikeouts.
- Spent most of the season with Indianapolis (AAA) prior to having his contract selected on August 20.
- Led the International League with a .189 opponent batting average and ranked second with 138 strikeouts...Earned IL Player of the Week honors on April 30 and June 18.

2011 SEASON

- Led Indianapolis (AAA) and was tied for fifth in the International League with 10 wins.

2010 SEASON

- Ranked second in the Eastern League with 134 strikeouts for Altoona (AA)...His 3.09 ERA ranked fourth.
- Earned Eastern League Playoff Most Valuable Player honors after starting Game 3 in each of the two rounds of the playoffs and going 2-0 with a 0.00 ERA (zero earned runs/13.0 innings) and 10 strikeouts, leading Altoona to the EL title.

2009 SEASON

- In his first pro season, started 26 games for Single-A Lynchburg of the Carolina League.
- Led the team in starts and strikeouts (94).

BACKGROUND

- Justin James Wilson graduated from Floyd B. Buchanan (CA) High School...Was drafted in the 37th round of the 2005 MLB First-Year Player Draft by the Dodgers but did not sign.
- Attended Fresno State, where he pitched for the Bulldogs...In his junior season, Wilson was named to the College World Series All-Tournament Team and earned the win in the deciding game of the 2008 College World Series.

CAREER TRANSACTIONS

- Selected by Pittsburgh in fifth round of 2008 First-Year Player Draft.
- Acquired by New York-AL from Pittsburgh in exchange for C Francisco Cervelli on November 12, 2014.
- Acquired by Detroit from New York-AL in exchange for C Luis Cessa and RHP Chad Green on December 9, 2015.
- Acquired by Chicago-NL along with C Alex Avila in exchange for INF Jeimer Candelario, INF Isaac Paredes and a player-to-be-named-later or cash considerations on July 31, 2017.

CAREER STATISTICS

YEAR	TEAM	W-L	ERA	G	GS	CG	SHO	SV	IP	H	R	ER	HR	HB	BB	SO	WP	BK
2009	Lynchburg (A)	6-8	4.50	26	26	0	0	0	116.0	118	64	58	14	7	55	94	6	0
2010	Altoona (AA)	11-8	3.09	27	26	0	0	0	142.2	109	59	49	4	7	71	134	6	1
2011	Indianapolis (AAA)	10-8	4.13	30	21	0	0	3	124.1	121	68	57	12	4	67	94	4	0
2012	Indianapolis (AAA)	9-6	3.78	29	25	1	1	0	135.2	91	60	57	12	7	66	138	6	0
	PITTSBURGH (NL)	0-0	1.93	8	0	0	0	0	4.2	10	1	1	0	0	3	7	1	0
2013	PITTSBURGH (NL)	6-1	2.08	58	0	0	0	0	73.2	50	17	17	4	3	28	59	5	0
2014	PITTSBURGH (NL)	3-4	4.20	70	0	0	0	0	60.0	49	30	28	4	3	30	61	4	0
2015	NEW YORK (AL)	5-0	3.10	74	0	0	0	0	61.0	49	21	21	3	2	20	66	4	0
2016	DETROIT (AL)	4-5	4.14	66	0	0	0	1	58.2	61	29	27	6	1	17	65	4	0
2017	DETROIT (AL)	3-4	2.68	42	0	0	0	13	40.1	22	12	12	5	0	16	55	3	0
	CHICAGO (NL)	1-0	5.09	23	0	0	0	0	17.2	18	11	10	0	1	19	25	1	0
2018	CHICAGO (NL)	4-5	3.46	71	0	0	0	0	54.2	45	22	21	5	0	33	69	4	1
Minor League Totals		36-30	3.83	112	98	1	1	3	518.2	439	251	221	42	25	259	460	22	1
Major League Totals		26-19	3.33	412	0	0	0	14	370.2	304	143	137	27	10	166	407	26	1

CAREER PLAYOFF STATISTICS

YEAR	RND	TEAM/OPP	W-L	ERA	G	GS	CG	SHO	SV	IP	H	R	ER	HR	HB	BB	SO	WP	BK
2013	NLWC	PIT vs. CIN																	
	NLDS	PIT vs. STL	0-0	3.38	2	0	0	0	0	2.2	2	1	1	0	0	1	3	0	0
2014	NLWC	PIT vs. SFG	0-0	0.00	1	0	0	0	0	0.1	1	0	0	0	0	1	1	1	0
2015	ALWC	NYN vs. HOU	0-0	0.00	1	0	0	0	0	1.1	0	0	0	0	0	1	0	0	0
2017	NLDS	CHC vs. WSN	0-0	0.00	1	0	0	0	0	0.2	0	0	0	0	0	0	0	0	0
	NLCS	CHC vs. LAD																	
2018	NLWC	CHC vs. COL	0-0	0.00	1	0	0	0	0	0.1	0	0	0	0	0	0	0	0	0
Postseason Totals			0-0	1.69	6	0	0	0	0	5.1	3	1	1	0	0	3	4	1	0
Wild Card Totals			0-0	0.00	3	0	0	0	0	2.0	1	0	0	0	0	2	1	1	0
LDS Totals			0-0	2.70	3	0	0	0	0	3.1	2	1	1	0	0	1	3	0	0

MAJOR LEAGUE HITTING TOTALS

YEAR	TEAM	AVG	G	AB	R	H	2B	3B	HR	RBI	SH	SF	HBP	BB	SO	SB	CS	SLG	OBP	E
2018	CHICAGO (NL)	.000	71	1	0	0	0	0	0	0	0	0	0	0	1	0	0	.000	.000	0
Career Totals		.000	412	7	0	0	0	0	0	0	1	0	0	0	7	0	0	.000	.000	2


Last Home Run — None

Most Hits, Game — None

Most RBI, Game — None

CAREER FIELDING

POS	G	PO	A	E	PCT	TC	DP
P	412	12	27	2	.951	41	1



Daniel ZAMORA

73 LHP

@Daniel_Zamora32

@danieljz32

HT	6-3	WT	195	BT	L	TH	L
----	-----	----	-----	----	---	----	---

OPENING DAY AGE 25
BIRTHDATE APRIL 15, 1993
BIRTHPLACE LOMA LINDA, CA
RESIDES LA PLUENTE, CA
MLB SERVICE TIME 0 YEARS, 45 DAYS
SIGNED BY STEVE SKINAR (PITTSBURGH)
HOW OBTAINED ACQUIRED FROM THE PITTSBURGH PIRATES ALONG WITH CASH IN EXCHANGE FOR LHP JOSH SMOKER ON JANUARY 31, 2018
CONTRACT STATUS ARBITRATION ELIGIBLE AFTER 2021. ELIGIBLE FREE AGENT AFTER 2024

2018 SEASON

- Had his contract selected from Binghamton (AA) of the Eastern League on August 17.
- Made his major league debut on August 17 at Philadelphia...Was unscored upon in 14 of his 16 appearances...Stranded 12 of 14 inherited runners.
- Twelve of his final 16 outs came via the strikeout, including eight in a row from August 31-September 15...Overall, had 16 strikeouts in 9.0 major league innings.
- Earned his first major league win on September 29 vs. Miami with 1.0 scoreless inning.
- Retired Bryce Harper with the bases loaded on September 23 at Washington in an 8-6 victory.
- Right-handers were 2-13 (.154) and lefties went 4-18 (.222)...Held opponents to a .182 (2-11) batting average with runners in scoring position.
- Went 1-1 with two saves and a 3.48 ERA (20 earned runs /51.2 innings) in 40 games for Binghamton...Named to the mid-season EL All-Star team...Had 69 strikeouts and 16 walks.

2017 SEASON

- Named to the mid-season Florida State League All-Star team.
- Had a 1.86 ERA (11 earned runs/53.1 innings) with 61 strikeouts in 37 games with Bradenton (A).

2016 SEASON

- Racked up 45 strikeouts in 39.0 innings at West Virginia (A) of the South Atlantic League.

BACKGROUND

- Daniel James Zamora graduated from Bishop Amat (CA) High School.
- Pitched for Stony Brook (NY) in 2013 and 2015 but missed his sophomore year due to left shoulder surgery...Became the fifth player in the Seawolves' baseball program's history to reach the majors...Ate at Long Island Bagel Cafe and Seaport Deli often.
- Named first team All-America East Conference in 2015 to help Stony Brook capture the league regular season and tournament championship...Named to the America East All-Rookie team as freshman.
- Enjoys golfing, fishing and barbecuing.

CAREER BESTS

WIN STREAK

1 game

9/29/18-present

LOSS STREAK

None

STRIKEOUTS, GAME

4 strikeouts

9/15/18 at Boston

LONGEST OUTING, RELIEVER

1.1 innings

2x, last, 9/15/18 at Boston

MOST WALKS, GAME

1 walk

3x, last, 9/15/18 at Boston

SCORELESS STREAK

4.0 innings

9/4/18-present

CAREER TRANSACTIONS

- Selected by the Pittsburgh Pirates in the 40th round in the 2015 First-Year Player Draft.
- Acquired by the New York Mets along with cash in exchange for LHP Josh Smoker on January 31, 2018.

CAREER STATISTICS

YEAR	TEAM	W-L	ERA	G	GS	CG	SHO	SV	IP	H	R	ER	HR	HB	BB	SO	WP	BK
2015	West Virginia (A)	1-0	2.66	14	0	0	0	2	20.1	21	6	6	1	0	4	25	1	0
2016	West Virginia (A)	3-2	3.46	21	0	0	0	1	39.0	32	15	15	2	0	15	45	1	0
2017	Bradenton (A)	2-4	1.86	37	0	0	0	9	53.1	48	17	11	2	1	17	61	1	0
	Altoona (AA)	0-0	0.00	2	0	0	0	0	3.0	2	0	0	0	0	2	2	0	0
2018	Binghamton (AA)	1-1	3.48	40	1	0	0	2	51.2	37	20	20	3	1	16	69	1	0
	METS	1-0	3.00	16	0	0	0	0	9.0	6	3	3	1	1	3	16	0	0
Minor League Totals		7-7	2.80	114	1	0	0	14	167.1	140	58	52	8	2	54	202	4	0

rehabilitation assignment

MAJOR LEAGUE HITTING TOTALS

YEAR	TEAM	AVG	G	AB	R	H	2B	3B	HR	RBI	SH	SF	HBP	BB	SO	SB	CS	SLG	OBP	E
2018	METS	.000	15	0	0	0	0	0	0	0	0	0	0	0	0	0	0	.000	.000	0

CAREER FIELDING

POS	G	PO	A	E	PCT	TC	DP
P	16	0	2	0	1.000	2	0



COVERAGE OF EVERY TEAM INCLUDING THE
METS? AMAZIN'!



ALL SEASON LONG

- 10^{AM}_{ET}** MLB CENTRAL
- 1^{PM}_{ET}** HIGH HEAT WITH CHRISTOPHER RUSSO™
- 2^{PM}_{ET}** THE RUNDOWN
- 4^{PM}_{ET}** MLB NOW™
- 5^{PM}_{ET}** INTENTIONAL TALK®
- 6^{PM}_{ET}** MLB TONIGHT™
- LATE NIGHTS** QUICK PITCH



GO TO FINDMLBNETWORK.COM FOR CHANNEL NUMBER
©2019 MAJOR LEAGUE BASEBALL PROPERTIES, INC. ALL RIGHTS RESERVED.



SCOUTING & MINOR LEAGUES

SCOUTING STAFF

AMATEUR SCOUTING

Thomas Tanous.....	Vice President, Amateur Scouting
Marc Tramuta.....	Director, Amateur Scouting
Bryan Hayes.....	Senior Coordinator, Amateur Scouting & International Scouting
Andrew Christie.....	Assistant- Amateur & International Scouting

REGIONAL SUPERVISORS

Doug Thurman.....	National Crosschecker (San Jose, CA)
Steve Barningham.....	Global Crosschecker (Land O'Lakes, FL)
Chris Hervey.....	Pitching Crosschecker (Ann Arbor, MI)
Mike Ledna.....	Southeast Supervisor/National Crosschecker (Orange Park, FL)
Marlin McPhail.....	Regional Supervisor, Northeast (Irmo, SC)
Mac Seibert.....	Regional Supervisor, Midwest (Cantonment, FL)
Drew Toussaint.....	Regional Supervisor, West (Lakewood, CA)

AREA SCOUTS

Cesar Aranguren.....	Miami, FL (South FL)
Nathan Beuster.....	St. Charles, MO (KS, OK, NE, MO, ND, SD, IA)
Gary Brown.....	Frisco, TX (North TX)
Jet Butler.....	Brandon, MS (LA, MS, AR)
Daniel Coles.....	Raleigh, NC (NC, SC, Southern VA)
Jarrett England.....	Murfreesboro, TN (KY, Southern OH, TN)
Chris Heidt.....	Rockford, IL (IL, IA, IN, MN, WI, MI, Northern OH)
Tyler Holmes.....	Roseville, CA (Northern/Central CA, Northern NV, HI)
Tommy Jackson.....	Birmingham, AL (FL, GA, AL)
John Kosciak.....	Milton, MA (MA, CT, ME, RI, NH, VT, NY)
Jason McLaughlin.....	Los Angeles, CA (Southern CA)
Claude Pelletier.....	St. Lazare, Quebec, Canada (Canada)
Jim Reeves.....	Camas, WA (Western Canada, AK, WA, OR, ID, WY, MT)
Brian Reid.....	Gilbert, AZ (AZ, CO, NM, UT, Las Vegas)
Harry Shelton.....	Sugarland, TX (South TX)
Jim Thompson.....	Philadelphia, PA (DE, PA, MD, WV, NJ, Northern VA, Washington, D.C.)
Jon Updike.....	Apopka, FL (Central FL)
Glenn Walker.....	Long Beach, CA (Southern CA)

PROFESSIONAL SCOUTING

Jim D'Aloia.....	Senior Director, Professional Scouting
Bryn Alderson.....	Assistant Director, Professional Scouting
Conor Brooks.....	Plymouth, MA
Tom Clark.....	Shrewsbury, MA
Tim Fortugno.....	Elks Grove, CA
David Keller.....	Houston, TX
Jim Kelly.....	Massapequa, NY
Joseph Kowal.....	Yardley, PA
Ash Lawson.....	Athens, TN
Shaun McNamara.....	Worcester, MA
Andy Pratt.....	Phoenix, AZ
Roy Smith.....	Chicago, IL
Rudy Terrasas.....	Santa Fe, TX

INTERNATIONAL SCOUTING

Rafael Perez.....	Director, International Operations
Luis Marquez.....	Director, International Scouting
Moises de la Mota.....	Supervisor, Latin American Scouting
Gerardo Cabrera.....	Coordinator of Latin American Scouting
Hector Rincones.....	Coordinator of Latin American Scouting
Harold Herrera.....	Coordinator of Latin American Scouting
Ismael Perez.....	Supervisor, Venezuela
Manny Batista.....	Supervisor, Venezuela
Kelvin Dominguez.....	Scout, Dominican Republic
Fernando Encarnacion.....	Scout, Dominican Republic
Wilson Peralta.....	Scout, Dominican Republic
Miguel Vasquez.....	Scout, Dominican Republic
Fred Mazuca.....	Scout, Mexico
Robert Espejo.....	Scout, Venezuela
Nestor Moreno.....	Scout, Venezuela
Carlos Perez.....	Scout, Venezuela
Andres Nunez.....	Scout, Venezuela
Bon Kim.....	Scout, Asia
Carlos Capellan.....	Tryout Coach, Dominican Republic
Samuel Taveras.....	Tryout Coach, Dominican Republic

JIM D'ALOIA**SENIOR DIRECTOR, PROFESSIONAL SCOUTING**

- Promoted to director of professional scouting in November of 2011.
- Prior to joining the Mets, served as a professional scout for the Toronto Blue Jays from 2005-2010...Named Toronto's Pro Scout of the Year in 2009.
- Served as the chief financial officer for Robert Wood Johnson Medical School in New Brunswick, New Jersey before joining the Blue Jays.
- Selected in the 33rd round of the 1980 Free Agent Draft and was a member of three minor league championship teams in the Yankees system.
- In 1982 worked as an infield coach for the Yankees Gulf Coast team.
- A St. Leo University alum, left school ranking third in career hits (230), fourth in career runs (159) and fifth in career stolen bases (84).
- Jim and his wife, Carol, have been married for 31 years....The couple has two children, James, 29, who graduated from The New Jersey Institute of Technology with a Mechanical Engineering degree and Michael, 26, who graduated from Rutgers University with an Economics degree.

**RAFAEL PÉREZ****DIRECTOR OF INTERNATIONAL OPERATIONS**

- Was the director, Dominican operations for MLB from 2011-2018...In that position, managed a staff of 17 in the Dominican and oversaw the implementation of international policies and established cultural/education evaluation system by all MLB clubs...Also, managed relationship with Dominican government.
- Was the Mets as the director of international player development from 2005-2011...Oversaw the Mets minor league academy in the Dominican Republic, winter league relations, as well as International Player Development and Scouting.
- Was the senior manager of Latin American baseball operations for Major League Baseball from 2002-2005...In that position, managed a staff of eight in the Dominican and established an evaluation system with specific standards for all professional baseball academies...Also brought the first-ever MLB Scouting Bureau workshop to Latin America.
- Is the founder and a member of the board of directors of the Latin Executive Leadership Association and a member of the Latin Athletes Education Fund.
- Earned a Bachelor's degree in Accounting from the University of South Alabama, where he played baseball...Played two seasons in the Pittsburgh Pirates minor league system.
- Rafael, 51, and his wife Marella, make their home in Santo Domingo, DR...He has six children: David, Alec, Austin, Ethan, Santiago and Marah.

**LUIS MÁRQUEZ****DIRECTOR, INTERNATIONAL SCOUTING**

- Returns to the Mets as director of international scouting after eight years away from the organization...Previously served as the Venezuelan supervisor under Ismael Cruz and Rafael Perez.
- Spent four years with the Toronto Blue Jays as their Venezuelan supervisor and three years with the Los Angeles Dodgers as the Latin American scouting supervisor.
- Attended Dodge City Community College and Georgia State University.
- Resides in Lives in Caracas, Venezuela and Is married to Julia Bichara...He has three kids, Zabien 17, Lyric 14 and Luis 4.



PRO SCOUTS



BRYN ALDERSON
Assistant Director,
Professional Scouting



**CONOR
BROOKS**



**TOM
CLARK**



**TIM
FORTUGNO**



**DAVID
KELLER**



**JIM
KELLY**



**JOSEPH
KOWAL**



**ASH
LAWSON**



**SHAUN
MCNAMARA**



**ANDY
PRATT**



**ROY
SMITH**



**RUDY
TERRASAS**

MARC TRAMUTA**DIRECTOR, AMATEUR SCOUTING**

- Named director of amateur scouting on December 2, 2016.
- Joined the Mets in November, 2012 as the assistant scouting director...Spent 2003-2012 with the Toronto Blue Jays, serving as an area scout, national scouting supervisor, and professional scout.
- Awarded the Mid-Atlantic Scouts Association Crosschecker of the Year award in 2014.
- Won the Al LaMacchia award in 2006 as Toronto Blue Jays Scout of the Year.
- Served as an area scout for the Baltimore Orioles from 1996-2003.
- Served from 1993-1996 as assistant baseball coach and recruiting coordinator for his alma mater, St. Bonaventure University, where he was second Team All-Atlantic 10 Conference selection at shortstop as a junior in 1991.
- Drafted in the 45th round of the June 1991 First-Year Player Draft by the Los Angeles Dodgers.
- Resides in Fredonia, NY with his daughter, Callie.

**DOUG THURMAN****NATIONAL CROSSCHECKER**

- Named the national crosschecker in December of 2016 after spending 2012-2016 as the west supervisor.
- Was an area scout for the Mets covering Northern California, Nevada and Hawaii from 2008-2011.
- Prior to scouting, was in college coaching from 1992-2006...Spent 11 of those 14 seasons as San Jose State's associate head coach.
- Graduated from California State University-Sacramento where he played from 1990-1991.
- Received a M.A. degree in Kinesiology from Saint Mary's College in 2005.
- Doug currently lives in San Jose, CA with his wife, Laura, and daughters Kylie, Brooke and Beverly.

**STEVE BARNINGHAM****GLOBAL CROSSCHECKER**

- Promoted to his current position following the 2017 season...Was the Southeast supervisor from 2008-2017...Joined the Mets in 2006 as a Florida area scout.
- Worked as an area scout with the Oakland Athletics, covering Florida, Alabama and Georgia from 2004-2005...In 2003, he was responsible for Oregon, Washington, Idaho, Montana and Wyoming regions.
- Was an outfielder in the Texas Rangers' organization from 1999-2001, making it as high as Charlotte (A) of the Florida State League.
- Graduated from Albertson College (ID) with a degree in Liberal Arts...Was a member of the 1998 NAIA National Championship team in baseball.
- Steve currently resides in Land O'Lakes, FL with his daughter, Addison.

**CHRIS HERVEY****PITCHING CROSSCHECKER**

- Promoted to his current position following the 2018 season...Was the Upper Midwest area scout from 2016-2018, covering Illinois, Indiana, Iowa, Michigan, Minnesota, Ohio and Wisconsin.
- Originally joined the Mets in 2014 as an associate scout.
- Spent 2011-2012 as a Baseball Operations intern with the New York Yankees.
- Pitched in the Baltimore Orioles' organization from 2009-2010.
- Graduated from Indiana University with a degree in Kinesiology...Was an outfielder and pitcher on the baseball team from 2006-2009.
- Chris currently resides in Ann Arbor, MI with his wife Rachel.



MIKE LEDNA**NATIONAL CROSSCHECKER/SOUTHEAST SUPERVISOR**

- Enters his second season with the Mets as the Southeast supervisor and national crosschecker.
- Worked as the college relief pitcher crosschecker with the Chicago White Sox in 2017.
- Prior to joining the White Sox, Ledna worked as part of the Phillies scouting department from 2002-2016 as a national crosschecker.
- Began his scouting career with the Baltimore Orioles in 1985 as an area scout...Worked in the Orioles scouting department from 1985-2001 eventually working his way to becoming their Midwest crosschecker in 1990 and their national crosschecker in 1996.
- Was selected by the Los Angeles Dodgers in the 21st round of the 1977 Amateur Draft out of Buffalo Grove (IL) High School but elected to attend college...Was selected by the White Sox in the 25th round of the 1981 Amateur Draft out of Purdue.
- An infielder, Ledna played in 26 games for the GCL White Sox (R) in 1981 where he batted .254 (16-63).
- Attended Chipola (FL) Junior College in 1978-1979 before attending Purdue in 1980-1981.
- Mike and his wife, Kelli, have one son, Blake.

**MARLIN McPHAIL****NORTHEAST SUPERVISOR**

- Enters his sixth season as the Northeast Regional supervisor.
- Was a Mets area supervisor for the 1995-2013 MLB Amateur drafts, signing players such as Matt Harvey, Bobby Parnell, Josh Edgin, Collin McHugh and Ty Wigginton.
- Played in the Mets organization for five years, 1982-1986...Was a part of five minor league championship teams during his 10 minor league career.
- Caught Dwight Gooden's first professional start for the Kingsport Mets (R) of the Appalachian League...Broke his left thumb in the second inning while catching a fastball.
- Played in the Chicago White Sox and Montreal Expos systems from 1987-1991, spending most of his time at Triple-A level.
- Coached in the Mets minor league system from 1992-1994.
- Graduated from Cornell University in 1982...Named All-Ivy League twice.

**MAC SEIBERT****MIDWEST SUPERVISOR**

- Enters his 10th season as the Midwest scouting supervisor after spending 2008-2009 as an area scout for the Mets, responsible for Eastern Louisiana, Mississippi, Alabama and Northern Florida.
- Served as the national scouting supervisor for the Tampa Bay Rays from 2000-2005... Worked as an area supervisor with the Atlanta Braves, Arizona Diamondbacks and Tampa Bay Rays from 1994-2000.
- Was the pitching coach and recruiting coordinator for Jefferson Davis Community College in Brewton, AL from 1990-1994.
- Played for two seasons with the Detroit Tigers organization from 1989-1990 after being selected with their 36th round selection in 1989.
- Mac resides in Pensacola, FL with his wife, Lorri, and their three children, Mac IV, Chase and Lauren.

**DREW TOUSSAINT****WEST SUPERVISOR**

- Promoted to west regional supervisor in December of 2016...Joined the Mets as a part-time scout in February of 2012 before he was hired full-time in October of 2012.
- Was drafted by the Angels in the 13th-round of the 2004 First-Year Draft from Southern University (LA)...Hit .271 with 71 homers as an outfielder over five minor league seasons in the Angels organization.
- Spent 2009 with the Fukuoka Softbank Hawks of the Japanese Professional Baseball League.
- Drew, 36, grew up in Compton, CA and currently resides in Lakewood, CA with his wife, Porchia and three children, Justin, Cameron and Peyton.




AREA & INTERNATIONAL SCOUTS



CESAR ARANGUREN
Area Scout



MANNY BATISTA
Supervisor, Venezuela



NATHAN BEUSTER
Area Scout



GARY BROWN
Area Scout



JET BUTLER
Area Scout



GERARDO CABRERA
Coordinator, Latin American Scouting



CARLOS CAPELLAN
Tryout Coach
Dominican Republic



DANIEL COLES
Area Scout



MOISES DE LA MOTA
Latin American Scouting



KELVIN DOMINGUEZ
International Scout



FERNANDO ENCARNACION
International Scout



JARRETT ENGLAND
Area Scout



ROBERT ESPEJO
Venezuela



CHRIS HEIDT
AREA Scout



HAROLD HERRERA
Coordinator, Latin American Scouting



TYLER HOLMES
Area Scout



TOMMY JACKSON
Area Scout



BON KIM
Asia



JOHN KOSCIAK
Area Scout



FRED MAZUCA
Mexico



JASON MCLAUGHLIN
Area Scout



NESTOR MORENO
Venezuela



ANDRES NUÑEZ
International Scout



CLAUDE PELLETIER
Area Scout



WILSON PERALTA
Scout,
Dominican Republic



CARLOS PEREZ
Venezuela



ISMAEL PEREZ
Venezuela



JIM REEVES
Area Scout




BRIAN REID
Area Scout



HECTOR RINCONES
Coordinator, Latin American Scouting



HARRY SHELTON
Area Scout



SAMUEL TAVERAS
Tryout Coach
Dominican Republic



JIM THOMPSON
Area Scout



JON UPDIKE
Area Scout



MIGUEL VASQUEZ
International Scout



GLENN WALKER
Area Scout

MINOR LEAGUE & PLAYER DEVELOPMENT

JARED BANNER	Executive Director, Player Development
RONNY REYES	Director, Minor League Operations
JUAN HENDERSON	Director, Latin America Operations
COLIN SCHWARZ	Minor League Information Coordinator
TROY ROONEY	Assistant, Player Development
AMY ROSS	Assistant, Minor League Operations
KEVIN MORGAN	Minor League Field Coordinator
JEREMY ACCARDO	Pitching Coordinator
MARLON ANDERSON	Outfield/Baserunning Coordinator
JON DEBUS	Rehabilitation Pitching Coordinator
RYAN ELLIS	Hitting Coordinator
RAFAEL LANDESTOY	International Field Coordinator
BOB NATAL	Catching Coordinator
PHIL REGAN	Assistant Pitching Coordinator
TIM TEUFEL	Infield Coordinator
GUY CONTI	Senior Advisor
BOBBY FLOYD	Senior Advisor
LAMAR JOHNSON	Senior Advisor
OZZIE VIRGIL, SR.	Senior Advisor
MATT HUNTER	Medical Coordinator
MICHAEL MAIN	Performance Coordinator
LUKE PASSMAN	Strength and Conditioning Coordinator
DAVID PEARSON	Rehabilitation & Physical Therapy Coordinator
RUBEN AYBAR	Short-Season Mental Skills Coordinator
KATHLEEN DILLON	Minor League Education Coordinator
JHOMELGER GARCIA	Dominican Republic Physical Therapist
ANGEL PONCE	Dominican Republic Strength & Conditioning Coordinator
ALEX TAVAREZ	Latin American Strength & Conditioning Coordinator/GCL Strength & Conditioning Coach
JOHN MULLIN	Equipment/Operations Manager
DREW DUNTON	Assistant Clubhouse Manager

KEVIN MORGAN

MINOR LEAGUE FIELD COORDINATOR

- Enters his fourth season as the minor league field coordinator...Was previously the organization's instruction and infield coordinator for 10 seasons from 2006-2015.
- Served as the Mets director of minor league operations from 2001-2005...Responsibilities included overseeing the continuity and consistency of instruction from the major league level through all minor league clubs, visiting the Mets minor league affiliates and assisting the front office in baseball decisions.
- Joined the Mets front office as the assistant to the director of minor league operations in March of 1998.
- Traded from the Tigers in 1994...Played four seasons in the Mets minor league system from 1994-1997...Made his major league debut for the Mets in 1997.
- Led all Eastern League shortstops in fielding percentage (.956) in 1996.
- In 1994, he switched to second base and had a .969 fielding percentage at St. Lucie (A) of the Florida State League.
- Graduated from Southeastern Louisiana University with a degree in Business Management/Marketing in 1991.
- Kevin lives with his wife, Heidi, and has two daughters, Alyssa and Kallee, and a son, Kamden.



RONNY REYES**DIRECTOR, MINOR LEAGUE OPERATIONS**

- Begins his second season as the director of minor league operations after serving as the manager of St. Lucie operations from 2015-2017...The 2019 season will be his 15th season in the Mets organization.
- Served as the coordinator of international operations from 2013-2015.
- Was the Mets Gulf Coast League administrator from 2006-2012...Joined the organization in 2005 as a baseball operations intern.
- Graduated cum laude from New York Tech in 2004 where he also played baseball.
- Originally from Brentwood, NY, Reyes makes his home in Palm Beach Gardens, FL with his wife, Christina.

**JUAN HENDERSON****DIRECTOR, LATIN AMERICAN OPERATIONS**

- Enters his 16th season in the Mets organization.
- Served as the Dominican Academy administrator since 2003 and was promoted to director, Latin American operations in November, 2013.
- Oversees the day-to-day operations and administration.
- Attended Gulf Coast Community College (FL) from 1991-1993...Drafted in the 27th round of the 1992 June Draft by the Angels.
- Played five years (1993-1997) in the Angels minor league system...Was second in the Arizona League with a .323 batting average in 1993 and was third in stolen bases (47) in 1995 in the Midwest League.
- Graduated from Universidad Apec in Santo Domingo, DR with a degree in Business Administration in 2003.
- Juan, 47, and his wife, Veronica reside in Santo Domingo, DR with their children: Angel, Alex and Amy.

**JEREMY ACCARDO****PITCHING COORDINATOR**

- Begins his first season as the organization's pitching coordinator after spending the last year as the bullpen coach for Las Vegas (AAA).
- Overall, is in his third season with the organization...Spent 2017 as the pitching coach for the GCL Mets (R).
- Spent eight seasons in the major leagues with San Francisco (2005-2006), Toronto (2006-2010), Baltimore (2011), Cleveland (2012) and Oakland (2012)...Went 10-20 with a 4.30 ERA and 38 saves in 262 career games during his major league career.
- Last pitched in affiliated baseball with Syracuse (AAA) in the Washington Nationals organization in 2013...Went to Spring Training with Arizona in 2015.
- Was originally signed by the San Francisco Giants as a non-drafted free agent in 2003 after playing college ball at Illinois State University...Returned to Illinois State in 2016 to finish his degree.
- Served as a summer coach for the Chandler Bats world team in 2015.
- Was an assistant coach for SUV 1 baseball team in 2016.
- Jeremy, 37, and his wife, Carly, have two daughters, Leighton and Leeanne, and two sons, Larson and Locke.

**MARLON ANDERSON****OUTFIELD/BASERUNNING COORDINATOR**

- Begins his first year as the organization's outfield and baserunning coordinator after spending 2018 as the hitting coach with the Brooklyn Cyclones (A).
- Played with the Phillies, Mets, Dodgers, Rays, Cardinals and Nationals over his 12-year major league career (1998-2009)...Hit .265 with 174 doubles, 63 homers, 371 RBI and 71 stolen bases.
- Played four years with the Mets (2005, 2007-2009)...Hit .319 in 43 games in 2007.
- From 2013-2017, he served as an analyst for MLB.com...From 2014-2016, he also worked for Comcast Sportsnet covering the Phillies...Was an analyst for Sirius XM from 2015-2017 in Atlanta.
- In 2011 and 2012 he was a hitting coach in the Washington Nationals farm system...Was with Hagerstown (A) of the South Atlantic League in 2011 and with Potomac (A) of the Carolina League in 2012.
- Appeared in the 2004 World Series with the Cardinals...Hit a home run in his first major league at-bat with the Phillies in 1998...Hit the record-breaking fourth homer of back-to-back-to-back-to-back home runs in a ninth inning comeback for the Dodgers in 2006...His bat was added to the Baseball Hall of Fame in Cooperstown.
- Anderson, 44, was born in Montgomery, AL and makes his home in Johns Creek, GA with his wife Shadia, and their kids, Zoë, Caleb and Hannah.



JON DEBUS**REHABILITATION PITCHING COORDINATOR**


- Enters his eighth season as the Mets rehabilitation pitching coordinator.
- Served as the Mets bullpen coach in 2011.
- Was a professional scout from 2009-2010 for the Los Angeles Dodgers.
- Served on the coaching staff of the Orix Buffaloes in Japan's Nippon Professional Baseball League during Terry Collins' tenure as manager from 2007-2008.
- Was the Dodgers bullpen coach in 2005.
- Worked as a minor league catching coordinator for the Dodgers from 2002-2004.
- Was the general manager of the Elmira Pioneers of the Independent Northern League from 2000-2001.
- Coached at Albuquerque (AAA) of the Pacific Coast League for two seasons (1997-1998) and one year at Vero Beach (A) of the Florida State League in 1999.
- Compiled a 274-270 record in five years (1992-1996) as a minor league manager with the Dodgers...Led Great Falls (A) of the Pioneer League in 1992-1993 and managed Vero Beach (A) from 1994-1996.
- Was the batting coach for San Antonio (AA) of the Texas League from 1990-1991.
- Joined the Dodgers organization after being selected in the 21st round of the June, 1980 draft...Selected as an outfielder from the College of St. Francis (IL), but was converted to a catcher.
- Played 10 seasons in the minor leagues, advancing as high as Triple-A.

**RYAN ELLIS****HITTING COORDINATOR**

- Enters his first season as the hitting coordinator after spending the 2018 season as the organization's hitting performance coordinator.
- From 2015-2017 he served as the short-season hitting coordinator.
- Managed St. Lucie (A) of the Florida State League from 2012-2014.
- In 2011, he managed Savannah (A) of the South Atlantic League.
- In 2009 and 2010, he served as the hitting instructor and infield/outfield coach for the Savannah Sand Gnats.
- Served as a hitting and infield coach for Kingsport (R) of the Appalachian League in 2008...Was a coach for Binghamton (AA) of the Eastern League in 2007.
- Joined Norfolk (AAA) as a first base coach midway through the 2006 season.
- Was the Montreal Expos 28th round draft pick in the 2000 First-Year Player Draft.
- Coached with the Washington (PA) Wild Things of the Independent Frontier League from 2003-2005.
- Played for the Washington (PA) Wild Things of the Independent Frontier League in 2002.
- In 2000 and 2001, played for the Vermont (A) Expos of the New York-Penn League.
- Graduated from Steel Valley (PA) High School...Also played baseball at Point Park (PA) College.
- Ryan, 40, and his wife, Jodi, make their in home Port St. Lucie, FL with their son, Reece.

**BOB NATAL****CATCHING COORDINATOR**

- Starts his 14th season as the Mets minor league catching coordinator.
- Was the Montreal Expos/Washington Nationals bullpen coach from 2002-2005.
- Was a minor league coach and catching coordinator with the Florida Marlins organization from 1999-2001.
- Played in the major leagues for parts of six seasons with the Expos (1992) and Marlins (1993-1997)...Hit four home runs in 120 major league games.
- Was an original member of the Marlins, selected in the 1992 Expansion Draft (55th overall selection)...Spent his first full season in the big leagues in 1993 with Florida...Is one of six players to play for the Marlins in each of the club's first five years of existence (Conine, Arias, Nen, Sheffield, Rapp).
- Was a member of the 1997 World Champion Florida Marlins.
- Earned All-Star status at every minor league level, from Rookie League to Triple-A.
- Taken by the Montreal Expos in the 13th round of the 1987 Free Agent Draft.
- Attended the UC San Diego, where he was an NCAA Division III First-Team All-America selection.
- Bob lives with his wife, Audrey, and has three sons: Colby, Cooper and Cavan.



RAFAEL LANDESTOV**INTERNATIONAL FIELD COORDINATOR**

- Beginning his 12th year as the international field coordinator where he oversees instruction for the Mets Dominican Summer League teams.
- Served as the minor league infield coordinator for the Tigers organization from 2000-2007.
- Worked as both the outfield and baserunning coordinator as well as the manager of the Arizona League affiliate in the Diamondbacks system from 1998-1999.
- Was a coach with the Mets during the 1996 season, assuming the role of first base coach on August 26 for the remainder of the year...Managed St. Lucie (A) of the Florida State League from 1994-1995, leading the team to a 132-138 record during his tenure.
- Has worked with six different organizations during his coaching career...Started as the first base coach for the New York Yankees in 1986, followed by a stint in the same role with the Montreal Expos in 1989.
- Rafael played eight major league campaigns with Los Angeles, Cincinnati and Houston...Played in the 1977 World Series as a member of the Dodgers.

**PHIL REGAN****ASSISTANT PITCHING COORDINATOR**

- Enters his fourth season as the assistant pitching coordinator after spending 2009-2015 as the pitching coach for St. Lucie (A).
- Managed teams in the Venezuelan Winter League from 1989-2009...Managed Leones del Escogido to the Dominican Winter League championship in 1988 and 1989.
- Led the West Michigan Whitecaps (A) of the Midwest League, in the Detroit Tigers organization, during 2002 and 2003 seasons.
- Served as the pitching coach for Team USA in the 2000 Olympics.
- Was the pitching coach for the Cleveland Indians during the 1999 season and served in the same role for the Chicago Cubs in 1997 and 1998.
- Was the manager of the Baltimore Orioles during the 1995 season, guiding the team to a 71-73 record during the strike-shortened campaign.
- Pitched in 551 major league games, including 105 starts over his 13 seasons...Played for Detroit, Los Angeles (NL), the Cubs and the White Sox while compiling a 96-81 record with a 3.84 ERA for his career...Was a National League All-Star in 1966...Went 14-1 with a 1.62 ERA as a reliever in 1966.
- Phil, 81, resides in Port St. Lucie, FL with his wife, Lissette.

**TIM TEUFEL****INFIELD COORDINATOR**

- Begins his third season as the infield coordinator and club ambassador...Served as the major league third base coach from 2012 through 2016.
- Was a manager in the Mets minor league system for eight seasons from 2003-2011...Compiled a 464-562 (.452) record in his eight seasons as a minor league skipper.
- For Tim's full bio, please see page 42.

**GUY CONTI****SENIOR ADVISOR**

- Enters his 10th season as a senior advisor to the minor league department.
- Served as the Mets bullpen coach from 2005-2008 before returning to the minor league system prior to the 2009 season as the pitching rehabilitation coordinator...Also directed major league spring training for three different managers from 2005-2017.
- From 2001-2004, he was the Mets minor league field coordinator...In that role, he directed spring training for the minor league teams and the club's fall Instructional League.
- Has been involved in coaching for 54 years, 37 on the professional level.
- Was the pitching coach for Binghamton (AA) in 2000 and manager with Kingsport (R) in 1999.
- In 1998, he was the Los Angeles Dodgers minor league pitching coordinator.
- From 1987-1998, was a member of the Dodgers player development department.
- Was a pitching coach with several Dodgers' minor league affiliates from 1988-1997.
- Spent four seasons (1983-1986) in Pittsburgh's minor league organization as a scout and a coach.
- Played a year in the Houston Astros/Colt 45's minor league organization after being drafted as a catcher...In 1961, played for Salisbury (A) in the Western Carolina League.
- Guy, 77, currently lives in Vero Beach, FL with his wife, Jan...They have four children: Kimberly, Curtis, Craig and Kelly.



BOBBY FLOYD**SENIOR ADVISOR**

- Is in his 34th season with the Mets...Became a senior advisor in 2009.
- Was a bench coach with the Mets in 2004 and was the Mets infield coach in 2001.
- Has managed at various levels within the organization including Kingsport (R) from 1986-1988, Norfolk (AAA) from 2002-2003, Gulf Coast Mets(R) from 2006-2008.
- Served as the Mets minor league coordinator of instruction in 2005.
- From November 29, 1988 until he joined the major leagues in 2001, he worked as the Mets minor league field coordinator, and was responsible for on-field instruction, Spring Training and the Winter Instructional League.
- In 1988, named the Appalachian League Manager of the Year and led Kingsport (R) to the league title.
- Managed in the Seattle Mariners organization from 1977-1985...From 1982-1985 he was Seattle's Triple-A manager.
- An infielder, he played in the major leagues for seven years with the Baltimore Orioles (1968-1970) and Kansas City Royals (1970-1974)...Was a player-coach in Omaha (AAA) in 1975.
- Was a member of the 1969 American League Champion Baltimore Orioles team.
- Was the National Association East's (AAA) All-Star shortstop in 1968.
- Signed in 1964 with the Baltimore Orioles.
- Attended UCLA and the University of Missouri, where he studied psychology...Played baseball at UCLA.
- Graduated from El Segundo (CA) High School, where he was the captain of both the baseball and football teams.
- Bobby lives in Port St. Lucie, FL with his wife, Melody...They have three children: sons, Dan and Benjamin, and daughter, Sarah.

**LAMAR JOHNSON****SENIOR ADVISOR**

- Enters his first season as a senior advisor and his 16th in the Mets organization.
- Most recently served as the organization's hitting coordinator, a position he spent parts of 14 years in.
- Was the hitting coach for St. Lucie (A) of the Florida State League in 2004.
- Was the Seattle Mariners hitting coach in 2003.
- Spent four seasons (1999-2002) as the hitting coach for the Kansas City Royals.
- Was the Milwaukee Brewers hitting coach from 1995 until August, 1998.
- Managed the Stockton Ports (A) of the California League in 1993 and 1994.
- Was the hitting coach for the Denver Zephyrs (AAA) of the Pacific Coast League in 1991 and 1992.
- Began his coaching career as a hitting instructor in the Milwaukee Brewers' system from 1987-1990.
- Played nine seasons in the major leagues (1974-1982), spending his first eight with the Chicago White Sox, and his last with the Texas Rangers...Played first base and was a designated hitter...Compiled a .287 average (755-2,631), with 294 runs, 122 doubles, 12 triples, 64 home runs, and 381 RBI.
- Sang the National Anthem prior to a White Sox game in 1977, then hit a pair of home runs and a double, Chicago's only hits, in a 2-1 victory.
- Selected by the Chicago White Sox in the third round of the 1968 June Free Agent Draft.
- Lamar, 68, lives in Arlington, TX with his wife, Valory, and their two children: son, Brian, and daughter, Larissa.

**OZZIE VIRGIL SR.****SENIOR ADVISOR**

- Starting his 12th season overseeing catching instruction for the Mets Dominican Summer League teams.
- Served as a coach on the major league level for 19 seasons...Coached with the San Francisco Giants (1969-1972, 1974-1975), Montreal Expos (1976-1981), San Diego Padres (1982-1985) and Seattle Mariners (1987-1988).
- Played in the major leagues for eight years with the New York Giants, San Francisco Giants, Detroit Tigers, Kansas City Athletics, Baltimore Orioles and Pittsburgh Pirates.
- Worked as an instructor with the San Francisco Giants and Los Angeles Angels at their academies in the Dominican Republic.
- His son, Ozzie Virgil, Jr., played 11 years in the majors (1980-1990) compiling a .243 batting average with the Phillies, Braves and Blue Jays.
- Served as an honorary coach for the Mets on September 26, 2018.
- Was the first Dominican-born major leaguer when he made his debut on September 23, 1956 for the NY Giants.
- Ozzie, 86, makes his home with his wife, Stella, in Monte Christi, Dominican Republic...He is a graduate of DeWitt Clinton High School in the Bronx, NY.




MATT HUNTER**MEDICAL COORDINATOR**

- Enters his 15th season in the organization and his second as minor league medical coordinator...Spent the previous four seasons as the athletic trainer with St. Lucie (A).
- Was the athletic trainer for Binghamton (AA) from 2011-2013...Served as the athletic trainer for St. Lucie in 2009-2010...Served in the same capacity with Brooklyn (A) from 2006-2008.
- Served as the athletic trainer for Hagerstown (A) of the South Atlantic League in 2005 and as the head trainer for Pulaski (R) of the Appalachian League in 2004.
- In 2004, he graduated from the University of Florida with a Master of Science degree in Athletic Training/Sports Medicine...Graduated from Berry College (GA) in 2001, with a B.S. in Finance and Sports Management...Is a certified strength and conditioning specialist.
- Matt, 39, and his wife, Kendra, live in Port St. Lucie with their two sons.

**MICHAEL MAIN****PERFORMANCE COORDINATOR**


- Begins his second year in the organization as the Mets minor league performance coordinator.
- In his role, he oversees the minor league Performance Department, including staff, systems and processes across performance coaching, medical/athletic training, physical therapy/rehab, sports nutrition, sports science and mental skills.
- Previously served as physical performance lead for Cricket New South Wales (2016-2018), national lead strength and conditioning for Sri Lanka Cricket (2015-2016), head of strength and conditioning at Hampshire Cricket (2011-2015) and academy strength and conditioning coach for Coventry City Football Club in 2011.
- Held several consultant roles with England Basketball (2013-2014), England Cricket (2014-2015) and Sri Lanka Rugby 7s (2016).
- Michael completed an MSc in Strength and Conditioning (2010-2011) and prior to that a BSc (Joint Honors) in Physical Education and Sports Coaching (2007-2010). He holds his UKSCA accreditation ASCC (2011) and is currently finishing his ASCA Level 2 and NSCA accreditations.
- Michael, 30, was born and raised in the UK and currently resides in Port St. Lucie, FL.

**DAVE PEARSON****REHABILITATION & PHYSICAL THERAPY COORDINATOR**

- Joined the Mets in 2009 as the rehabilitation and physical therapy coordinator.
- Responsible for the development, delivery and progression of physical therapy services for players at the rehabilitation complex in Port St. Lucie, FL as well as the follow-up care for athletes rehabilitation both in- and off-season.
- Served as physical therapist for Jacksonville University athletics from 2006-2008.
- Worked as the manager of Heartland Rehabilitation and Outpatient Physical Therapy in Jacksonville, FL from 2005-2008.
- Served as a host athletic trainer for the ACC Baseball Tournament in Jacksonville, FL from 2005-2008.
- Received his Bachelors Degree in Sports Medicine and Athletic Training from the University of North Florida in 1998...Earned his Masters Degree in Athletic Training from the University of Florida in 2000 before returning to the University of North Florida for his second Masters in Physical Therapy in 2002...Graduated from the College of St. Scholastica in 2017 with his Doctorate in Physical Therapy (DPT).
- Is a licensed physical therapist, certified athletic trainer, as well as strength and conditioning specialist.
- Born and raised in Jacksonville Beach, FL, Dave currently resides in Port St. Lucie, FL with his wife, Amy, son, Colby and daughter, Ainsley.

**LUKE PASSMAN****STRENGTH & CONDITIONING COORDINATOR**

- Begins his first season as the minor league strength & conditioning coordinator...He works closely with performance coordinators to ensure continuity throughout the organization.
- Previously, he was the head of sport science support (2016-2018) and head of strength and conditioning (2012-2016) for Sototennis Academy and at Teesside University working with various sports including running, wrestling, volleyball, table tennis, swimming and boxing.
- Worked within professional Rugby for the Newcastle Falcons during 2009-2010.
- is an accredited certified strength and conditioning specialist with the NSCA and the UKSCA...In addition, he is an accredited Sport and Exercise Scientist through BASES.
- Luke graduated from Teesside University with an MSc in Strength & Conditioning in 2010 and a BSc in Sport and Exercise Science in 2009.
- Luke, 30, is originally from London, England, but currently resides in Port St. Lucie, FL.



RUBEN AYBAR**SHORT-SEASON MENTAL SKILLS COORDINATOR**

- Is in his second season as the organization's short-season mental skills coordinator...His duties include preparing, presenting and overseeing mental skills workshops for Mets affiliates and carrying out individual consultations with players, coaches and staff.
- From 2009-2017, he worked with the Mets as a minor league mental skills consultant.
- Has served as professor of psychology at the Universidad Iberoamericana (UNIBE) since 2006...Teaches courses on Clinical Psychology, General Psychology, Social Psychology, Human Relations, Cognitive Behavior Therapy and Sport Psychology.
- Has worked as a clinical psychologist for various private practices in the Dominican Republic since 2007.
- Graduated with a Master's in Clinical and Health Psychology from the Universidad Complutense de Madrid in Spain and with a B.S. in Clinical Psychology from Universidad Iberoamericana in the Dominican Republic.
- Ruben is married, has two daughters and lives in Santo Domingo, DR.

**KATHLEEN DILLON****MINOR LEAGUE EDUCATION COORDINATOR**

- Enters her second year as the minor league education coordinator...Oversees the ESL (English as a Second Language) program, baseball education and staff development.
- From 2014-2017, served as a response officer in the U.S. Coast Guard.
- Interned with the International League's Pawtucket Red Sox in the community relations department in 2009 and in the media relations department for Tri-City of the New York-Penn League in 2008.
- Graduated from Tulane University in 2010 with a B.A. in Communications.
- Has completed two marathons (Chicago and Marine Corps Marathon in Washington D.C.).

**ANGEL PONCE****DOMINICAN REPUBLIC STRENGTH & CONDITIONING SUPERVISOR**

- Is in his second season as the Dominican Republic strength & conditioning coordinator
- Served as the strength & conditioning coach for the DSL Mets (R) teams from 2016-2017.
- From 2014-2015, he was a personal trainer at Pump Gym in Santo Domingo, DR...Worked as a personal trainer at Tropical Gym from 2012-2014.
- Received a Sports Nutrition Certification at Palace Gym.
- Angel, 45, is single and resides in Santo Domingo, DR.

**JHOMELGER GARCIA****DOMINICAN REPUBLIC PHYSICAL THERAPIST**

- Begins his second season in the Mets organization.
- From 2006-2008, he served as Latin America rehabilitation coordinator for the New York Yankees in the Dominican Republic.
- From 2015-2016, he was a physiotherapist intern for the Real Madrid in Spain.
- Received his Master's in Sports Physiotherapy from Real Madrid School in Spain.
- Jhomelger, 36, and his wife, Carmen Cristina, have one son, Miguel Angel.

**JOHN MULLIN****EQUIPMENT/OPERATIONS MANAGER**

- Begins his ninth season with the Mets organization.
- From 2004-2010 was Washington's minor league equipment manager.
- The San Diego, CA native graduated from San Diego State University with a degree in Economics.
- Began his career working in the clubhouse with the Arizona Diamondbacks as an assistant.
- "Mully" currently resides in Viera, FL with his wife, Cinthia, daughter, Abril, and son, Brayden.



2018 MINOR LEAGUE ORGANIZATIONAL LEADERS



BATTING AVERAGE*

1. Luis Santana	KNG	.348
2. Jeff McNeil	BNG/LV	.342
3. Walter Rasquin	GCL/BRK/COL	.321
4. Patrick Kivlehan	LV	.314
5. Levi Michael	BNG/LV	.306



EARNED RUN AVERAGE**

1. Jason Vilera	BRK	1.83
2. Christian James	BRK/STL/BNG	1.90
3. Ramon Guzman	DSL/GCL	2.05
4. Willy Taveras	GCL/KNG	2.35
5. David Peterson	COL/STL	3.06



HOME RUNS

1. Peter Alonso	BNG/LV	36
2. Zach Borenstein	LV	25
3. Patrick Kivlehan	LV	20
4. Jeff McNeil	BNG/LV	19
5. Bryce Brentz	LV	16



WINS

1. Nabil Crismatt	BNG/LV	11
2. Joe Cavallaro	COL/STL/BNG	10
Mickey Jannis	BNG/LV	10
4. Scott Copeland	BNG/LV	9
Joshua Torres	BNG/LV	9



RUNS BATTED IN

1. Peter Alonso	BNG/LV	119
2. Zach Borenstein	LV	90
3. Jeff McNeil	BNG/LV	71
4. Patrick Kivlehan	LV	67
5. Jhoan Ureña	BNG	63
Quinn Brodey	COL/STL	63



SAVES

1. Trey Cobb	COL/STL	12
2. Jacob Rhame	LV	11
3. Matt Pobereyko	STL/BNG/LV	10
Stephen Villines	COL/STL/BNG	10
5. Eric Hanhold	4 teams	8
Tim Peterson	LV	8



STOLEN BASES

1. Andrés Giménez	STL/BNG	38
2. Hansel Moreno	COL	21
Guillermo Granadillo	KNG	21
4. Patrick Biondi	BNG	19
5. Walter Rasquin	GCL/BRK/COL	16
Felix Valerio	DSL	16



STRIKEOUTS

1. Drew Gagnon	BNG/LV	172
2. Justin Dunn	STL/BNG	156
3. Tony Dibrell	COL	147
4. Nabil Crismatt	BNG/LV	140
5. Joe Cavallaro	COL/STL/BNG	129

*minimum 2.7 plate appearances/team game

**minimum 0.8 IP/team game

METS FIRST-ROUND DRAFT PICKS

1965	Les Rohr, LHP	1983	Eddie Williams, IF	2001	Aaron Heilman, RHP
1966	Steve Chilcott, C#		Stan Jefferson, OF		David Wright, IF
1967	Jon Matlack, LHP	1984	Shawn Abner, OF#	2000	Scott Kazmir, LHP
1968	Tim Foli, IF#	1985	Gregg Jefferies, IF	2003	Lastings Milledge, OF
1969	Randy Sterling, RHP	1986	Lee May Jr., OF	2004	Philip Humber, RHP
1970	George Ambrow, IF*	1987	Chris Donnels, IF	2005	Mike Pelfrey, RHP
1971	Richard Puig, IF	1988	David Proctor, RHP	2006	No Selection
1972	Richard Bengston, C	1989	Alan Zinter, C	2007	No Selection
1973	Lee Mazzilli, OF	1990	Jeromy Burnitz, OF	2008	Ike Davis, 1B
1974	Cliff Speck, RHP	1991	Al Shirley, OF		Reese Havens, SS
1975	Butch Benton, C	1992	Preston Wilson, IF	2009	No Selection
1976	Tom Thurberg, OF		Chris Roberts, LHP	2010	Matt Harvey, RHP
1977	Wally Backman, IF	1993	Kirk Presley, RHP	2011	Brandon Nimmo, OF
1978	Hubie Brooks, IF	1994	Paul Wilson, RHP#	2012	Gavin Cecchini, INF
1979	Tim Leary, RHP		Terrence Long, IF/OF	2013	Dominic Smith, INF
1980	Darryl Strawberry, OF#	1995	Ryan Jaronczyk, SS	2014	Michael Conforto, OF
	Billy Beane, OF	1996	Robert Stratton, OF	2015	No Selection
	John Gibbons, C	1997	Geoff Goetz, LHP	2016	Justin Dunn, RHP
1981	Terry Blocker, OF	1998	Jason Tyner, OF	2017	David Peterson, LHP
1982	Dwight Gooden, RHP	1999	No Selection	2018	Jarred Kelenic, OF
		2000	Billy Traber, LHP		

2019 MINOR LEAGUE AFFILIATES

SYRACUSE METS

International League (AAA)

GM: Jason Smorol

Tony DeFrancesco (Manager)
Glenn Abbott (Pitching Coach)
Joel Chimelis (Hitting Coach)
Benny DiStefano (Bench Coach)

Grant Hufford (Athletic Trainer)
Josh Fields (Performance Coach)

BINGHAMTON RUMBLE PONIES

Eastern League (AA)

AGM: John Bayne

Kevin Boles (Manager)
Jonathan Hurst (Pitching Coach)
Tony Jaramillo (Hitting Coach)
Ender Chavez (Bench Coach)

Kiyoshi Tada (Athletic Trainer)
Kory Wan (Performance Coach)
Josh Kuzuch (Mental Skills Coach)

ST. LUCIE METS

Florida State League (A)

GM: Traer Van Allen

Chad Kreuter (Manager)
Ricky Bones (Pitching Coach)
TBA (Hitting Coach)

Hiroto Kawamura (Athletic Trainer)
Tanner Miracle (Performance Coach)
Samantha Gilmore (Mental Skills Coach)

COLUMBIA FIREFLIES

South Atlantic League (A)

GM: John Katz

Pedro Lopez (Manager)
Royce Ring (Pitching Coach)
Luis Rivera (Hitting Coach)
Gilbert Gomez (Bench Coach)

Daichi Arima (Athletic Trainer)
Sam Nickelsen (Performance Coach)
Derek Swartout-Mosher (Mental Skills Coach)

BROOKLYN CYCLONES

New York-Penn (League A)

GM: Kevin Mahoney

Edgardo Alfonzo (Manager)
Josue Matos (Pitching Coach)
Delwyn Young (Hitting Coach)

Vanessa Weisbach (Athletic Trainer)
John Perry (Performance Coach)

KINGSPORT METS

Appalachian League (R)

GM: Brian Paupeck

Rich Donnelly (Manager)
Jerome Williams (Pitching Coach)
Rafael Fernandez (Hitting Coach)

Anthony Olivieri (Athletic Trainer)
Seth Gregorich (Performance Coach)

GULF COAST LEAGUE METS

Gulf Coast League (R)

David Davalillo (Manager)
Ariel Prieto (Pitching Coach)
Joel Fuentes (Hitting Coach)

Austin Dayton (Athletic Trainer)
Alex Tavarez (Performance Coach)

DSL METS 1

Dominican Summer League (R)

Manny Martinez (Manager)
Francis Martinez (Pitching Coach)
Leo Hernandez (Hitting Coach)
Carlos Capellan (Infield Coach)
Alberto Castillo (Catching Instructor)
Lillian Castro (Assistant Latin American Coordinator)

Juan Jose De Los Santos (Athletic Trainer)
Frank Galvez (Performance Coach)

DSL METS 2

Dominican Summer League (R)

Yucarybert De La Cruz (Manager)
Rafael Roque (Pitching Coach)
Benjamin Marte (Pitching Coach)

Antonio Sosa (Athletic Trainer)
Ismael Campusano (Performance Coach)

SYRACUSE METS (AAA) | INTERNATIONAL LEAGUE



ADDRESS: 1 Tex Simone Dr, Syracuse, NY 13208

PHONE: (315) 474-7833 **WEBSITE:** syracusemets.com

TWITTER: @SyracuseMets

AFFILIATE SINCE: 2019 **2018 STERLING AWARD WINNER:** Drew Gagnon (RHP, PCL - Las Vegas)

2018 PCL MID-SEASON ALL-STARS: Zach Borenstein (OF, PCL - Las Vegas)



STADIUM (CAP.): NBT Bank Stadium (11,071) **DIMENSIONS:** LF (330), CF (400), RF (330) **SURFACE:** Natural Grass

TONY DeFRANCESCO MANAGER



- Returns for a second season as the manager of the Mets Triple-A affiliate.
- Named the manager of Las Vegas on January 9, 2018.
- Owns a 1181-961 record at the Triple-A level.
- From 2011-2017 he served as manager for the Houston Astros Triple-A teams in Oklahoma City (2011-2014) and Fresno (2015-2017)...went 532-463 (.535) over those six seasons.
- The 2019 season will be his 36th year as a player, coach or manager in professional baseball.
- In 2015, he was named Baseball America's Minor League Manager of the Year after leading Fresno (AAA) to its first Pacific Coast League Championship in franchise history as well as its first Triple-A National Championship...During the regular season, the Grizzlies captured their first division title since 1998, going 84-59.
- In 15 seasons as a manager at the Triple-A level, his clubs have won eight division titles, four PCL Championships and two Triple-A National Championships.
- Named the interim manager of the Houston Astros on August 19, 2012... Over their final 41 games, the Astros went 16-25...They were 15-15 over their last 30 games of the season.
- Prior to joining the Astros organization in 2011, DeFrancesco spent 19 years in the Athletics organization, serving 16 years as a manager in the club's minor league system (1994-2007) and one season as the A's major league third base coach (2008).
- During his first run as manager of Triple-A Sacramento (2003-2007), he guided the team to six first-place finishes and three PCL Championships (2003-2004 and 2007), including a National Championship over Richmond in the 2007 Bricktown Showdown.
- Named the PCL Manager of the Year in 2003 after the River Cats posted a 92-52 regular season record while going 6-0 in the postseason en route to the PCL Championship.
- Made his managerial debut in 1994 with the Arizona League Athletics and spent the next two seasons as the manager of short-season Southern Oregon (A).
- Spent the 1997-998 seasons with Visalia (A) of the California League where he lead the Oaks to consecutive playoff appearances.
- Managed Midland (AA) of the Texas League from 1999-2002.
- A catcher during his playing days, he played eight seasons in the minor leagues with Boston (1984-1987) and Cincinnati (1988-1991).
- A 1981 graduate of Suffern High (NY), DeFrancesco played three seasons at Seton Hall University and was drafted in the ninth round by the Boston Red Sox in 1984.
- Tony has two children, Anthony IV and Genevive.

MANAGERIAL CAREER			
Year	Org.	Affiliate	Record
1994	OAK	AZL Athletics (R)	32-24
1995	OAK	So. Oregon (A)	33-43
1996	OAK	So. Oregon (A)	29-47
1997	OAK	Visalia (A)	71-69
1998	OAK	Visalia (A)	67-73
1999	OAK	Midland (AA)	74-66
2000	OAK	Midland (AA)	70-69
2001	OAK	Midland (AA)	71-69
2002	OAK	Midland (AA)	75-64
2003	OAK	Sacramento (AAA)	92-52
2004	OAK	Sacramento (AAA)	79-65
2005	OAK	Sacramento (AAA)	80-64
2006	OAK	Sacramento (AAA)	78-66
2007	OAK	Sacramento (AAA)	84-60
2009	OAK	Sacramento (AAA)	86-57
2010	OAK	Sacramento (AAA)	79-65
2011	HOU	Okla. City (AAA)	64-72
2012	HOU	Okla. City (AAA)	78-65
	HOU	Houston (MLB)	16-25
2013	HOU	Okla. City (AAA)	82-62
2014	HOU	Okla. City (AAA)	74-70
2015	HOU	Fresno (AAA)	84-59
2016	HOU	Fresno (AAA)	73-70
2017	HOU	Fresno (AAA)	77-65
2018	NYM	Las Vegas (AAA)	71-69
Totals		24 Seasons	1719-1510

GLENN ABBOTT PITCHING COACH

- Enters his ninth season with the New York Mets organization and his second as the pitching coach with at the Triple-A level...Spent the previous seven seasons as the pitching coach for Binghamton (AA) and as pitching coach for Savannah (A) in 2011.
- Was a member of the San Diego Padres' system before joining the Mets...Was the pitching coach for San Antonio (AA) of the Texas League in 2010 and 2007...Served in the same role with Portland (AAA) of the Pacific Coast League in 2008 and 2009 and with Mobile (AA) of the Southern League in 2006.
- Was a pitching coach in the Texas Rangers system from 2003-2005.
- Spent 13 seasons as a coach in Oakland's organization, 1990-2002.
- Made his coaching debut with the Mets in 1985 with Little Falls (A) of the New York-Penn League and stayed with the organization through the 1989 season.
- Played 11 years in the majors with Oakland (1973-1976), Seattle (1977-1981, 1983) and Detroit (1983-1984).
- On September 28, 1975 appeared in the first four-pitcher no-hitter in major league history, combining with Vida Blue, Paul Linblad and Rollie Fingers against the Angels on the final day of the regular season.
- A native of North Little Rock, AR, Abbott attended the State College of Arkansas and currently resides in North Little Rock, AR with his wife Patti...The couple has three children, Todd, Jeff and Amy and are grandparents to five grandsons and five granddaughters.

JOEL CHIMELIS HITTING COACH

- Begins his second season in the Mets organization after spending 12 years in the Astros organization...Spent the previous two years as the hitting coach at Corpus Christi (AA).
- Worked as a hitting coach with Corpus Christi in 2012, Quad Cities (A) of the Midwest League from 2013-2016, Lexington (A) of the South Atlantic League in 2011 and Tri-City (A) of the New York-Penn League from 2006-2010.
- Was a hitting coach in the Montreal Expos/Washington Nationals organization in 2004-2005 with Savannah (A) of the South Atlantic League.
- In 2014 was the hitting coach for the PR Winter League champions Cangrejeros de Santurce.
- Drafted in the 11th-round of the 1988 draft by Oakland...A middle infielder, he spent eight minor league seasons with the Athletics, Giants and Mets...Played 25 games for the Mets' Norfolk affiliate in the International League in 1996.
- Also played in Mexico, Puerto Rico, Taiwan, Korea and Canada.
- Was born in Brooklyn...Played baseball at Howard Junior College (TX) and for the University of Texas in 1988... Named to the 1988 NCAA Central Region team.
- Resides in Orlando, FL with his wife, Carmen, and three daughters Adriana, Nicole and Gabriela.

BENNY DISTEFANO BENCH COACH

- Begins his first season as bench coach with the Syracuse Mets...Is in his 10th season in the organization.
- Spent the previous four seasons as the organization's minor league outfield coordinator...Served as the hitting coach for Brooklyn (A) of the New York-Penn League in 2014 and in 2010.
- From 2012-2013 was the hitting coach with St. Lucie (A) of the Florida State League...Spent the 2011 season as the hitting coach for Savannah (A) of the South Atlantic League.
- Served as the hitting coach for the West Michigan Whitecaps (A) of the Midwest League from 2007-2009...Began his time in the Detroit Tigers organization in 2006 as the hitting coach for the Gulf Coast Tigers.
- Played professionally for 12 years including five seasons in the major leagues with the Pirates and the Astros...Was selected by the Pirates in the second round of the 1982 Amateur Draft out of Lafayette High School in Brooklyn, NY where he played with former Mets closer John Franco.
- As a member of the Houston Astros, broke up David Cone's no-hit bid for the Mets with a single in the top of the eighth inning with one out on April 28, 1992.
- Benny, 57, currently lives in Missouri City, TX with his wife, Brenda, and their son, Ben.



GRANT HUFFORD
Athletic Trainer



JOSH FIELDS
Performance Coach

BINGHAMTON RUMBLE PONIES (AA) | EASTERN LEAGUE



ADDRESS: 211 Henry St., Binghamton, NY 13901

PHONE: (607) 722-3866

WEBSITE: bingrp.com

TWITTER: @RumblePoniesBB

AFFILIATE SINCE: 1992

2018 STERLING AWARD WINNER: Jeff McNeil (IF)

2018 EL MID-SEASON ALL-STARs: Nabil Crismatt (RHP), Patrick Mazeika (C), Levi Michael (IF), David Roseboom (LHP), Tim Tebow (OF) and Daniel Zamora (LHP)

2018 POSTSEASON ALL-STAR: Levi Michael (IF)



STADIUM (CAP.): NYSEG Stadium (6,012)

DIMENSIONS: LF (330), CF (400), RF (330)

SURFACE: Natural Grass

KEVIN BOLES MANAGER



- Enters his first season as the manager for Binghamton (AA) of the Eastern League, his first in the Mets organization and 20th as a full-time minor league manager or coach...2019 will be his 19th season as a minor league skipper.
- Was recognized by Baseball America as the International League's Best Managerial Prospect after the 2018 season.
- Spent the 2008-2018 seasons in the Red Sox organization, managing at Greenville (A) of the South Atlantic League from 2008-2009, Salem (A) of the Carolina League in 2010, Portland (AA) of the Eastern League from 2011-2013 and Pawtucket (AAA) of the International League from 2014-2018.
- Guided the PawSox to the 2014 Governors' Cup title, winning the International League championship.
- Managed in Minnesota's system from 2004-2007, making stops at Quad Cities (A) of the Midwest League in 2004, Beloit (A) of the Midwest League in 2005 and Fort Myers (A) of the Florida State League from 2006-2007.
- Managed the AZL Royals 2 (R) in 2003...Skipped at Utica (A), a Marlins affiliate, in 2001.
- Made his managerial debut at age 25 with the GCL Marlins (R) in 2000.
- Played at the University of South Florida before the Chicago Cubs selected him in the 42nd round of the 1998 First-Year Player Draft.
- After two seasons as a player, he followed his father's footsteps into managing...John Boles managed at the Major League level with the Florida Marlins for four seasons (1996, 1999-2001)...The elder Boles served as an executive with several teams for over two decades during his career in baseball.

MANAGERIAL CAREER

Year	Org.	Affiliate	Record
2000	FLA	GCL Marlins (R)	40-20
2001	FLA	Utica (A)	27-47
2003	KC	AZL Royals 2 (R)	32-22
2004	MIN	Quad Cities (A)	68-68
2005	MIN	Beloit (A)	69-71
2006	MIN	Fort Myers (A)	80-60
2007	MIN	Fort Myers (A)	70-70
2008	BOS	Greenville (A)	70-69
2009	BOS	Greenville (A)	73-65
2010	BOS	Salem (A)	73-65
2011	BOS	Portland (AA)	59-83
2012	BOS	Portland (AA)	68-73
2013	BOS	Portland (AA)	68-73
2014	BOS	Pawtucket (AAA)	79-65
2015	BOS	Pawtucket (AAA)	59-85
2016	BOS	Pawtucket (AAA)	74-68
2017	BOS	Pawtucket (AAA)	67-75
2018	BOS	Pawtucket (AAA)	66-73
Totals		18 seasons	1,291-1,283

SCOUTING & MINORS

JONATHAN HURST PITCHING COACH



- Begins his 14th season as a pitching coach in the Mets organization and his first at Binghamton.
- Spent the previous three seasons in the same role with Columbia (A)...Also served as the pitching coach with the Mets affiliate in Savannah from 2007-08 and spent 2009-2015 with Kingsport (R).
- Appeared in seven games for the New York Mets in 1994...Also pitched for the Montreal Expos in 1992.
- Spent the 1993 campaign with the Dodgers Triple-A affiliate in Albuquerque.
- He pitched in the Mexican League from 1995 through July of 1998...After leaving Mexico, he joined the Oklahoma Red Hawks (AAA) in the Texas Rangers' organization...Pitched in Taiwan for two-and-a-half years through 2000 following his stint in Oklahoma.
- Pitched in Japan in 2001 and went back to Taiwan from 2002-2005.
- Jonathan, 52, lives in Spartanburg, SC with his wife Teresa Chang...Has three sons: Jonathan, Jr., Kristian, and Davian.

TONY JARAMILLO HITTING COACH

- Joins the organization after spending 11 seasons in the Cincinnati Reds organization.
- Spent the last three seasons as the major league assistant hitting coach with the Reds.
- Served eight seasons as a hitting coach in the Reds' minor league system, with stints at Louisville (AAA) from 2013-2015, Pensacola (AA) in 2012, Bakersfield (A) in 2011, Lynchburg (A) in 2010, Dayton (A) in 2009 and Billings (R) in (2008).
- From 2004-2006 coached in the Tigers' system as hitting instructor for West Michigan (A).
- The infielder was signed by Texas as an undrafted free agent in 1998...Spent two seasons playing for the Rangers' Pulaski (R) affiliate before playing four years in independent leagues.
- Is married to his wife, Janet...Together, they have four children, Ray, Jayla, Rian and Jenni.
- He is the nephew of time major league hitting coach Rudy Jaramillo.

ENDER CHAVEZ BENCH COACH

- Embarks on his first season as coach for Double-A Binghamton.
- Managed the Cartagena Tigres in Colombia League during the 2018-2019 offseason.
- Spent 2018 with Columbia (A) and the previous two seasons as the hitting coach for Kingsport (R).
- Spent three seasons in the same role with the GCL Mets (R) from 2013-2015.
- From 2011-2012 he was the hitting coach for the DSL Mets (R).
- Played in the minor leagues for the Colorado Rockies organization from 1998-2001, New York Mets 2002-2003 and 2008 and the Montreal Expos from 2004-2007.
- In 2000 he was named the MVP of the Pioneer League.
- Helped St. Lucie (A) win the Florida State League Championship in 2002.
- Played for Navegates de Magallanes of the Venezuelan Winter League from 1998-2006 and Bravos de Margarita in 2007-2008.
- Worked in the Liga Paralela de Beisbol in Venezuela (Venezuelan League minors) as a coordinator for the Bravos de Margarita Paralela League affiliate in 2013 and a manager for Navegantes' Paralela team affiliate in 2014.
- Was an assistant hitting coach with Navegantes during the 2016-17 offseason.
- Brother of former Mets outfielder Endy Chavez.
- Ender and his wife, Andrea, reside in Valencia, VZ with their children: Ender Jr., Daniel, Denisse and Delanys.



KIYOSHI TADA
Athletic Trainer



KORY WAN
Performance Coach

ST. LUCIE METS (A) | FLORIDA STATE LEAGUE

ADDRESS: 525 NW Peacock Blvd, Port St. Lucie, FL 34986

PHONE: (772) 871-2100

WEBSITE: stluciemets.com

TWITTER: @stluciemets

AFFILIATE SINCE: 1988

2018 STERLING AWARD WINNER: Andrés Giménez (IF)

2018 FSL MID-SEASON ALL-STARS: Matthew Blackham (RHP), Mattew Pobereyko (RHP),

Ryder Ryan (RHP) and Stephen Nogosek (RHP)



STADIUM (CAP.): First Data Field (7,000)

DIMENSIONS: LF (338), CF (410), RF (338)

SURFACE: Natural Grass

CHAD KREUTER MANAGER



- Enters his third season as the manager for St. Lucie (A) and his third in the New York Mets organization.
- Worked in the Arizona Diamondbacks organization as the minor league field coordinator in 2011.
- Managed the Modesto Nuts (A) in the Colorado Rockies organization to start the 2006 season before being named the head coach at USC in June of 2006...Was the fourth baseball coach at USC in 77 years when he was hired...Was 111-117 in four seasons as the USC head coach from 2007-2010

- Became the director of operations for the University of Southern California baseball team in 2005.
- Played 16 years as a catcher in the majors from 1988-2003...Made his major league debut on September 14, 1988 with Texas and went 2-5 with a home run and three RBI vs. Oakland...Remained with Texas through the 1991 season.
- Signed with the Detroit Tigers in 1992 and batted a career-high .286 (107-374) with a career-best 23 doubles, three triples, 15 home runs and 51 RBI in a career-high 119 games in 1993.
- Also spent time with Seattle (1995), Chicago-AL (1996-1998), Anaheim (1997-1998), Kansas City (1999) and Los Angeles-NL (2000-2002)...Finished his career with Texas in 2003.
- Was behind the plate for 892 games in his major league career...Caught 36 percent (260-713) of basestealers.
- Was selected in the fifth-round of the 1985 First-Year Player Draft out of Pepperdine University.
- Chad, 54, was born in Greenbrae, CA and now makes his home in Santa Barbara, CA with his wife, Kelly...They have two sons, Caden and Cole...Caden was drafted by Arizona Diamondbacks out of high school but did not sign and played collegiately at USC and Miami...He played two seasons in the Padres organization and is an assistant coach for College of Marin...Cole was drafted by the St. Louis Cardinals in 36th round of the 2018 First-Year Player Draft.

RICKY BONES PITCHING COACH



- Begins his second stint as pitching coach with St. Lucie (A), a position he previously held in 2006, helping the team win the league championship.
- Most recently served as the New York Mets major league bullpen coach from 2012-2018... Previously served as a coach in the Mets' minor league system for six years (2006-2011).
- Was the pitching coach for Buffalo (AAA) from 2009-2011 and Binghamton (AA) from 2007-2008.
- Served as the pitching coach for Team Puerto Rico during the 2013 and 2017 World Baseball Classic...Both teams finished in second.
- Spent 2005 as a pitching coach for Potomac (A) and 2004 with Savannah (A) in the Montreal/Washington organization.

- Pitched for 11 years in the major leagues with San Diego (1991), Milwaukee (1992-1996), the Yankees (1996), Cincinnati (1997), Kansas City (1997-1998), Baltimore (1999) and Florida (2000-2001).
- Amassed a career record of 63-82 with a 4.85 ERA (689 earned runs/1278.1 innings) in 375 games (164 starts)... appeared in the World Series as a player in 1996 with the Yankees and in 2015 as a coach.
- Was named to the AL All-Star team in 1994, finishing the season 10-9 with a 3.43 ERA (65 earned runs/170.2 innings)... was on the coaching staff for the NL team in the 2016 All-Star Game.
- Collected a career-high 11 wins in 203.2 innings in 1993...Won double-digit games for Milwaukee three straight years (11 in 1993, 10 in 1994 and 10 in 1995).
- His wife, Wanda, is a first cousin of former major leaguer Ricky Ledee...together they have five children, Randy, Britny Witney, Ricardo and Reese.



HIROTO KAWAMURA
Athletic Trainer



TANNER MIRACLE
Performance Coach



SAMANTHA GILMORE
Mental Skills
Coach

2018 METS DRAFT PICKS

Listed below are the draft picks the Mets signed from their 2018 draft class.

Player	Pos.	B/T	Ht.	Wt.	Birthdate	Round	Pick #	Signed
Jarred Kelenic	OF	L/L	6-1	196	7/16/1999	1	6	6/15/18
Simeon Woods Richardson	RHP	R/R	6-3	210	9/27/2000	2	48	6/15/18
Carlos Cortes	2B	L/S	5-7	197	6/30/1997	3	83	6/27/18
Adam Hill	RHP	R/R	6-6	185	3/24/1997	4	110	6/25/18
Ryley Gilliam	RHP	R/R	5-10	170	8/11/1996	5	140	6/20/18
Nick Meyer	C	R/R	6-1	200	2/18/1997	6	170	6/20/18
Kevin Smith	LHP	R/L	6-5	200	5/13/1997	7	200	6/15/18
Tylor Megill	RHP	R/R	6-7	230	7/28/1995	8	230	6/15/18
Bryce Montes de Oca	RHP	R/R	6-7	265	4/23/1996	9	260	6/15/18
Manny Rodriguez	SS	R/R	5-10	166	7/4/1996	10	290	6/15/18
Franklin Parra	LHP	L/L	6-1	185	9/13/1999	11	320	7/6/18
Ross Adolph	CF	L/R	6-1	203	12/17/1996	12	350	6/15/18
Christian Tripp	RHP	R/R	6-7	220	3/13/1997	13	380	6/9/18
Andrew Mitchell	LHP	L/L	6-0	180	10/23/1994	14	410	6/16/18
Phil Capra	C	S/R	5-10	205	10/1/1996	15	440	6/18/18
L.A. Woodard	SS	R/R	5-11	165	6/3/1997	16	470	6/18/18
Allan Winans	RHP	R/R	6-2	165	8/10/1995	17	500	6/10/18
Tommy Wilson	RHP	R/R	6-4	220	5/26/1996	19	560	6/20/18
Zachary Hammer	RHP	R/R	6-2	165	7/4/2000	21	620	7/20/18
Jaylen Palmer	SS	R/R	6-3	195	7/31/2000	22	650	7/9/18
Saul Gonzalez	RHP	R/R	6-7	235	12/28/1999	23	680	6/23/18
Hayden Senger	C	R/R	6-1	210	4/3/1997	24	710	6/18/18
David Miranda	OF	L/L	6-0	210	3/23/1995	25	740	6/15/18
Brian Sharp	3B	L/R	6-2	205	2/18/1997	26	770	6/15/18
Zach Rheams	SS	L/L	6-0	230	7/5/1996	27	800	6/29/18
Mitch Hickey	RHP	R/R	6-0	184	11/16/1995	28	830	6/13/18
Nelson Mompierre	C	L/R	6-0	195	9/26/1995	29	860	6/18/18
Chandler Avant	2B	R/R	5-11	170	7/11/1995	30	890	6/15/18
Brian Metoyer	RHP	R/R	6-4	160	11/13/1996	40	1190	6/25/18

COLUMBIA FIREFLIES (A) | SOUTH ATLANTIC LEAGUE

ADDRESS: 1640 Freed Street, Columbia, SC 29201

PHONE: (803) 726-4487

WEBSITE: columbIAfireflies.com

TWITTER: @ColaFireflies

AFFILIATE SINCE: 2016

2018 STERLING AWARD WINNER: David Peterson (LHP)

2018 SAL MID-SEASON ALL-STARs: Joe Cavallaro (RHP), Trey Cobb (RHP), Scott Manea (RHP), David Peterson (LHP), Stephen Villines (RHP) and Jeremy Vasquez (IF)



STADIUM (CAP.): Segra Park (9,000)

DIMENSIONS: LF (319), CF (400), RF (330) **SURFACE:** Natural Grass

PEDRO LOPEZ MANAGER



- Enters his 12th season with the Mets organization and his second as the manager at Columbia...Was the manager at Las Vegas (AAA) in 2017.
- Spent 2012-2016 as the manager at Binghamton (AA) of the Eastern League...Led the club to an EL Championship in 2014.
- Inducted into the Binghamton Baseball Shrine in September of 2015 after becoming the all-time winningest manager in team history.
- Named the 2013 Eastern League Manager of the Year after leading Binghamton to a franchise-record 86 wins and a trip to the postseason.
- Served as the manager of St. Lucie (A) in 2011 and Savannah (A) in 2010.
- Led Brooklyn (A) to the playoffs in 2009...Started his Mets career as a coach with Savannah in 2008...Assumed Kingsport managerial duties in mid-2008.
- Managed and coached in the Texas Rangers' system from 2000-2007... Was a manager for the AZL Rangers (R) from 2003-05 and 2007 and at Pulaski (R) in 2002...Served as a hitting coach with Bakersfield (A) in 2006 and a coach with Savannah (A) in 2001.
- Attended Arizona Western College in Yuma, Arizona.
- Was a 21st-round draft pick of the San Diego Padres in 1988...Spent six seasons in the Padres organization, making it as high as Las Vegas (AAA) of the Pacific Coast League...Spent two years with the Milwaukee Brewers organization beginning in 1995 before ending his playing career with the Houston Astros in 2000.
- Pedro, 50, and his wife, Gladys, have twins, Leslian Marie and Lainey Marie, and make their home in Toa Baja, PR.

MANAGERIAL CAREER			
Year	Org.	Affiliate	Record
2001	TEX	Savannah (A)	54-82
2002	TEX	Pulaski (R)	34-32
2003	TEX	AZL Rangers (R)	38-18
2004	TEX	AZL Rangers (R)	32-24
2005	TEX	AZL Rangers (R)	27-29
2007	TEX	AZL Rangers (R)	22-34
2008	NYM	Kingsport (R)	33-30
2009	NYM	Brooklyn (A)	45-30
2010	NYM	Savannah (A)	75-64
2011	NYM	St. Lucie (A)	72-68
2012	NYM	Binghamton (AA)	68-74
2013	NYM	Binghamton (AA)	86-55
2014	NYM	Binghamton (AA)	83-59
2015	NYM	Binghamton (AA)	77-64
2016	NYM	Binghamton (AA)	63-77
2017	NYM	Las Vegas (AAA)	58-86
2018	NYM	Columbia (A)	64-70
Totals		17 seasons	929-896

ROYCE RING PITCHING COACH



- Begins his first year with Columbia after spending the last two with Brooklyn (A)...Spent the 2016 season as the pitching coach at Kingsport (R).
- Spent the 2014 and 2015 seasons as the pitching coach with the Gulf Coast (R) Mets.
- Pitched for the Mets in 2005-2006 and compiled an 0-2 record with a 3.47 ERA in 26 games.
- Played in the majors from 2005-2010 with the Mets, Braves, Padres and Yankees and had a 3-3 record with a 5.29 ERA...Spent 2011 in the minor leagues with Seattle and Boston before going to Colorado's organization in 2012...Played independent ball in 2013.
- Acquired by the Mets in 2003 along with pitcher Edwin Almonte and infielder Andrew Salvo from Chicago (AL) in a trade that sent Roberto Alomar to the White Sox.
- Selected in the first round (18th overall) by the White Sox in the June, 2002 First-Year Player Draft.
- Royce, 38, lives in Woodinville, Washington with his wife and two daughters.

LUIS RIVERA HITTING COACH



- Begins his first season as hitting coach with Columbia....served the 2018 season as bench coach at Binghamton (AA)...Was the manager of Kingsport (R) from 2015-2017...Has been with the Mets organization since 2010.
- Spent three seasons as the short-season hitting coordinator (2012-2014)...Also served as a hitting coach at Binghamton (AA) in 2014 when the Binghamton squad won the Eastern League championship.
- Served as hitting coach for Kingsport in 2011.
- Split the 2010 season in Savannah (A) and Kingsport, serving as a player/coach in Savannah and infield coach for Kingsport.
- Was a middle infielder playing in the minor leagues for the Mets and Chicago Cubs from 2005-2010, making it as high as Buffalo (AAA) of the International League in 2009.
- Luis resides in Miami with his wife, Jessica, and their children, Mateo Rivera and Alanis.

GILBERT GOMEZ BENCH COACH



- Begins his second season in the Mets organization and first as a bench coach...Spent 2018 as the DSL Mets2 (R) hitting coach.
- Has served as the assistant hitting coach for Leones del Escogido in the Dominican Winter League since 2017.
- Was the bench coach for the DR National Team 2018 U23 World cup, which was held in Colombia.
- Managed the Dominican National Team during the 2017 U-23 Baseball World Cup Qualifier in Panama...The team qualified for the 2018 U-23 Baseball World Cup in Panama.
- Was an outfielder in the Mets minor league system from 2009-2015.
- Graduated from San Francisco De Asis High School in Santo Domingo, Dominican Republic in 2008.
- Comes from a baseball family; his brother Dariel is a professional baseball player for the St. Louis Cardinals, his brother José is a professional Scout for the Tampa Bay Rays and general manager for Leones Del Escogido in the Dominican Winter League...His brother Hector is one of the top sports journalists in the Dominican Republic.
- Gilbert, 26 resides in Santo Domingo, Dominican Republic.



DAICHI ARIMA
Athletic Trainer



SAM NICKELSEN
Performance Coach



DEREK SWARTOUT-MOSHER
Mental Skills Coach

WEBSTER AWARD WINNERS

The Webster Award is presented in remembrance of Mets minor league pitcher Richard Webster, who tragically lost his life in an attempt to save the lives of friends in danger. It is awarded to the Mets minor league athlete who best exemplifies the integrity and character displayed by Richard in his life and career. The following are the past recipients of this award.

1983	Brian Ballard	1993	Dale Plummer	2006	Bobby Malek
1984	Kelvin Chapman	1994	Edgardo Alfonzo	2007	Corey Ragsdale
	Herm Winingham	1995	Kevin Morgan	2008	Josh Thole
1985	Rick Anderson	1996	Jay Payton	2009	Kai Gronauer
1986	Al Pedrique	1997	Scott Hunter	2010	Luis Rivera
1987	Keith Miller	1998	Benny Agbayani	2011	Jeury's Familia
1988	Steve Springer	1999	Pedro Grifol	2012	Eddie Rohan
	Andre David	2000	Paul Wilson	2013	Hamilton Bennett
1989	Tim Bogar	2001	Jerrold Riggan	2014	Joe Tuschak
	Jeff McKnigh	2002	Chris Basak	2015	T.J. Rivera
1990	Jeff Gardner	2003	David Wright	2016	Brandon Nimmo
1991	Joe Delli Carri	2004	Rodney Nye	2017	Colton Plaia
1992	Jeff Gardner	2005	Joe Hietpas	2018	Scott Manea

BROOKLYN CYCLONES (A) | NEW YORK-PENN LEAGUE

ADDRESS: 1904 Surf Ave., Brooklyn, NY 11224

PHONE: (718) 449-8497


WEBSITE: brooklyncyclones.com

TWITTER: @BKCyclones

AFFILIATE SINCE: 2001

2018 STERLING AWARD WINNER: Ross Adolph (OF)

2018 NYP MID-SEASON ALL-STARS: Ross Adolph (OF), Yeudy Colon (RHP), Carlos Cortes (IF), Wagner Lagrange (OF), Billy Oxford (RHP) and Jaison Vilera (RHP)



STADIUM (CAP.): MCU Park (7,000)

DIMENSIONS: LF (315), CF (412), RF (312)

SURFACE: Field Turf

EDGARDO ALFONZO MANAGER



- Enters his third year as the manager of Brooklyn (A) of the New York-Penn League...Served as a coach with Brooklyn in 2016.
- Ranks fifth in hits (1,136) and runs (614), sixth in doubles (212), seventh in RBI (538) and ninth in home runs (120) in franchise history.
- Selected as an All-Star in 2000, hitting a career-best .324 with 25 home runs, 40 doubles and 94 RBI while helping the Mets reach the World Series for the first time since 1986.
- On August 30, 1999, Alfonzo went 6-6 with three home runs, five RBI and six runs...He set team records in a game for hits, runs, total bases (16) and tied for the single-game home run mark.
- Won the Silver Slugger Award in 1999 after hitting .304 with 41 doubles, 27 home runs and 108 RBI.
- Ranked second in the National League with a .417 batting average with runners-in-scoring-position in 1997.
- Was second in the Gold Glove voting for NL third basemen in 1997.
- Made his major league debut on April 26, 1995 at Colorado.
- Won the 1994 Webster Award, an honor that is bestowed on the Mets minor league athlete who best exemplifies the integrity and character displayed by Mets minor leaguer Richard Webster in his life and career.
- Signed by the Mets as an undrafted free agent in 1991 to a minor league deal.
- Over the course of his career, played in 1,506 games (1,086 with the Mets), scored 777 runs, collected 1,532 hits, 282 doubles, 146 home runs, 744 RBI and a .284 career batting average.
- Also played with the San Francisco Giants, Los Angeles Angels, Toronto Blue Jays, Bridgeport Bluefish, Long Island Ducks, Yomiuri Giants, Tigres de Quintana Roo (Mexican League), and most recently, the Newark Bears.
- Continues to serve as a club ambassador for the Mets.
- His brother, Edgar Alfonzo, managed the Cyclones in 2001 and from 2007-2008...Edgar is the all-time winningest manager in Cyclones history (146-79).

MANAGERIAL CAREER			
Year	Org.	Affiliate	Record
2017	NYM	Brooklyn (A)	24-52
2018	NYM	Brooklyn (A)	40-35
Totals		Two seasons	64-87

JOSUE MATOS PITCHING COACH



- Begins his his fourth season in the Mets organization and first with Brooklyn (A).
- Spent the last two seasons with Kingsport (R) and 2016 with the GCL Mets (R).
- Was the assistant pitching coach for Mayaguez in the Puerto Rico Winter League in 2015 and 2016.
- Served as pitching coach at Interamerican University of Puerto Rico from 2010-2013.
- Pitched in the minor leagues for the Mariners, Blue Jays and Phillies organizations from 1997-2005...Reached Triple-A.
- Pitched for Puerto Rico in the 2006 and 2009 World Baseball Classic.
- Also pitched in the Mexican League, Venezuelan Winter League, Puerto Rico Winter League, the independent Atlantic League, United Baseball League and the Can-Am Association from 2006-2011.
- Originally drafted by Seattle in the 1996 First-Year Player Draft.
- Josue, 41, attended Miami Dade College.

DELWYN YOUNG HITTING COACH



- Begins his second year in the organization and first as hitting coach with the Cyclones...Spent the 2018 season in the same role with Kingsport (R).
- An infielder, Young played in the major leagues for five seasons from 2006-2010 for the Dodgers and Pirates...In 344 career games, he batted .244 (183-710) with 37 doubles and four triples... Played with the Dodgers from 2006-2008 and the Pirates from 2009-2010.
- Spent the entire 2011 season with Lehigh Valley (AAA) in the Phillies organization...Played Independent ball with Camden of the Atlantic League from 2012-2013 and with Sugar Land from 2014-2016.
- Selected in the fourth round of the 2002 First-Year Player Draft by the Los Angeles Dodgers.
- Named an All-Western College North first-team selection for Santa Barbara City College in 2002 where he established single-season school records in hits, home runs, RBI, runs scored and slugging percentage.
- Father, Delwyn Sr., played in the minors for 13 seasons...His grandfather, Fate, worked 35 years as a professional baseball scout while uncle Selwyn has been around baseball since helping Pepperdine advance to the College World Series in 1979.
- Appeared in the 2003 film Stuck on You with Matt Damon and Greg Kinnear.
- Delwyn, 36, was born in Los Angeles, CA and currently makes his home in Sugar Land, TX with his wife, Lacey, and their daughter.



VANESSA WEISBACH
Athletic Trainer



JOHN PERRY
Performance Coach

MURPHY AWARD WINNERS

The John J. Murphy Award is given out annually to the top Mets rookie in Spring Training.

1972	John Milner, IF/OF	1989	Darren Reed, OF	2006	Brian Bannister, RHP
1973	Harry Parker, RHP	1990	Julio Machado, RHP	2007	Joe Smith, RHP
1974	Bob Apodaca, RHP	1991	Pete Schourek, LHP	2008	Jonathon Niese, LHP
1975	John Stearns, C		Doug Simons, LHP	2009	Nick Evans, IF/OF
1976	N/A (Strike Year)	1992	Anthony Young, RHP	2010	Ike Davis, IF
1977	Lee Mazzilli, OF	1993	Mike Draper, RHP	2011	Lucas Duda, OF
1978	Mike Bruhart, RHP	1994	Kelly Stinnett, C	2012	Josh Edgin, LHP
1979	Kelvin Chapman, IF	1995	Edgardo Alfonzo, IF	2013	Travis d'Arnaud, C
1980	Mario Ramirez, IF	1996	Paul Wilson, RHP	2014	Eric Campbell, IF
1981	Tim Leary, RHP	1997	Steve Bieser, OF	2015	Matt Reynolds, OF
1982	Ron Gardenhire, IF	1998	Masato Yoshii, RHP	2016	Travis Tajeron, OF
	Charlie Puleo, RHP	1999	Melvin Mora, IF/OF	2017	Amed Rosario, IF
1983	Darryl Strawberry, OF	2000	Garth Brooks, IF	2018	David Thompson, IF
1984	Ron Darling, RHP	2001	Tsuyoshi Shinjo, OF		
1985	Roger McDowell, RHP	2002	Jose Reyes, IF		
1986	Kevin Mitchell, IF/OF	2003	No Selection		
1987	Barry Lyons, C	2004	Orber Moreno, RHP		
1988	Kevin Elster, SS	2005	Dae-Sung Koo, LHP		

KINGSPORT METS (R) | APPALACHIAN LEAGUE

ADDRESS: 800 Granby Rd., Kingsport, TN 37662

PHONE: (423) 224-2626

WEBSITE: kmets.com

TWITTER: @Kingsport_Mets

AFFILIATE SINCE: 1980

2018 STERLING AWARD WINNER: Luis Santanta (IF)

2018 AL POST-SEASON ALL-STARS: Luis Santana (IF) and Guillermo Granadillo (OF)



STADIUM (CAP.): Hunter Wright Stadium (2,000) **DIMENSIONS:** LF (330), CF (410), RF (330) **SURFACE:** Natural Grass

RICH DONNELLY **MANAGER**



- Begins his first season managing Kingsport (R)...Spent the 2018 season as bench coach with Brooklyn (A).
- Overall, is in his fifth season in the organization... managed the Cyclones from 2011-2013.
- In 2016, coached for the Birmingham Bloomfield Beavers of the independent USPBL.
- Worked as a motivational speaker in 2009 and 2010 sharing his story of "The Chicken Runs at Midnight" and the passing of his daughter, Amy.
- Has served as a major league coach for 29 seasons...Coached third base with the Seattle Mariners in 2013-2014, the Los Angeles Dodgers in 2006 and 2007 and in 2003-2005 with the Milwaukee Brewers.
- Was a coach with the Colorado Rockies (1999-2002), Florida Marlins (1997-1998), Pittsburgh Pirates (1986-1996) and the Texas Rangers (1980,1983-1985).
- For 14 consecutive seasons (1986-1999) served on Jim Leyland's coaching staff with the Pirates, Marlins and Rockies.
- Managed in the Texas Rangers minor league system from 1981-1982 and 1972-1979.
- Was honored as the Western Carolina League's Manager of the Year from 1972-1974.
- Signed as a catcher with the Minnesota Twins in 1967...Played four minor league seasons.
- Received a bachelor's degree in education from Xavier University in Cincinnati in 1969.
- Inducted into the Sports Faith International Hall of Fame in 2012 with the late Art Roney and former major league pitcher Jamie Moyer.
- Rich, 72, a native of Steubenville, OH lives with his wife, Bertie...They have eight children...Is a world-class racquetball player.

MANAGERIAL CAREER			
Year	Org.	Affiliate	Record
1972	TEX	Greenville (A)	71-57
1973	TEX	Gastonia (A)	74-54
1974	TEX	Gastonia (A)	84-48
1975	TEX	Anderson (A)	67-70
1976	TEX	Sacramento (AAA)	71-72
1977	TEX	Tucson (AAA)	65-73
1978	TEX	Tuscon (AAA)	69-71
1979	TEX	Tuscon (AAA)	74-74
1981	TEX	Wichita (AA)	65-70
1982	TEX	Denver (AA)	68-67
2011	NYM	Brooklyn (A)	45-29
2012	NYM	Brooklyn (A)	45-31
2013	NYM	Brooklyn (A)	38-37
Totals		13 seasons	834-753

JEROME WILLIAMS **PITCHING COACH**




- Enters his first season in the Mets organization and first as a coach after retiring in 2018 following a 20-year playing career.
- Played 11 years in the major leagues with the Giants, Angels, Cubs, Cardinals, Rangers, Nationals and Astros...Compiled a 52-66 record with a 4.59 ERA in 236 career games.
- Is the only player in MLB history to beat one team, three times in a single season with three different teams...In 2014, he beat Oakland on April 24 (with Houston), July 25 (with Texas) and September 20 (with Philadelphia).
- Originally drafted by the San Francisco Giants in the first round (39th overall) in the 1999 First-Year Player Draft.
- Appeared in the 2003 NLDS as a member of the Giants.
- Played independently in Atlantic League, Mexican League as well as the Chinese Professional Baseball League.
- Jerome, 37, resides in Mission Viejo, CA, with his wife Sarah and their four kids, Tre-Jordan, Alana, Keilani and Tai.

RAFAEL FERNANDEZ HITTING COACH



- Begins his fourth year in the Mets organization and his first as the hitting coach with Kingsport (R).
 - Spent last year in the same role with the GCL Mets (R) and 2016-2017 as an outfield/hitting coach with the DSL Mets2 (R).
 - Was originally signed by the Mets in 2006 and played seven seasons in the minors.
 - Played four seasons for Gigantes del Cibao and Estrellas Orientales in the Dominican Winter League...In 2013 played in Colombia for Leones Comfacor del Montena.
 - In 2014 Played in Mexico for the Queseros de la Cuenca...In 2014 was part of the Dominican National team that participated in the Central American and Caribbean Games in Veracruz, Mexico.
- Rafael, 30, is currently majoring in Psychology and lives in Tenares, DR.



ANTHONY OLIVIERI
Athletic Trainer



SETH GREGORICH
Performance Coach



2018 Sterling Award winners visit the Ronald McDonald house in Manhattan.

GULF COAST METS (R) | GULF COAST LEAGUE

ADDRESS: 525 NW Peacock Blvd, Port St. Lucie, FL 34986

PHONE: (772) 871-2100

AFFILIATE SINCE: 1988

WEBSITE: --

2018 STERLING AWARD WINNER: Ronny Mauricio (IF)

TWITTER: --



DAVID DAVALILLO **MANAGER**



- Embarks on his second season as manager of the GCL Mets (R).
- Spent the previous six seasons as a manager with the DSL Mets2 (R).
- From 2010-2013, served as a coach with the DSL Mets (R).
- Began his coaching career in the Venezuelan Summer League with the Mets affiliate during the 2009 season.
- Previously served as an international scout for the Mets from 2006-2008.
- David, 44, currently lives in Venezuela with his wife, Migdalia, and his children: sons, David and Gabriel, and daughters, Dakary and Dayiri.

MANAGERIAL CAREER			
Year	Org.	Affiliate	Record
2012	NYM	DSL Mets 2 (R)	44-26
2013	NYM	DSL Mets 2 (R)	45-26
2014	NYM	DSL Mets 2 (R)	28-42
2015	NYM	DSL Mets 2 (R)	45-27
2016	NYM	DSL Mets 2 (R)	20-49
2017	NYM	DSL Mets 2 (R)	50-21
2018	NYM	GCL Mets (R)	24-31
Totals		Seven seasons	256-222

ARIEL PRIETO **PITCHING COACH**



- Is in his second year in the Mets organization...Spent the previous three years as a coach on the major league staff with the Arizona Diamondbacks...Also served as the team's interpreter.
- Was a coach and interpreter with Oakland from 2012-2014...Worked with Yoenis Céspedes.
- Started his coaching career with the A's in the rookie level Arizona League from 2009-2011.
- Spent six years in the majors (five with the Athletics from 1995-2000 and one with Tampa Bay in 2001)...He made 70 appearances, 60 starts, going 15-24 with a 4.85 ERA.
- Pitched for the Cuban National Team from 1990-1994, going 11-0 in international play.
- Ariel, 49, lives in Miami with his wife, Patricia and has three children, Aaron, Ariel and Melanie.

JOEL FUENTES **HITTING COACH**



- Begins his 13th year in the New York Mets organization and first with the GCL Mets (R).
- Spent 2018 as the hitting coach with St. Lucie (A)...Also served in the same position from 2010-2011 and 2014-2015.
- Was the hitting coach with Columbia (A) from 2016-2017...From 2012-2013, was the hitting coach with Savannah (A) of the South Atlantic League.
- Served in the same role with Brooklyn (A) of the New York-Penn League in 2008 and 2009...Began his Mets career as a coach with Savannah (A) in 2007.
- Signed with the San Francisco Giants in 1997 and played in their organization until 2003, advancing as high as Double-A.
- Organized baseball clinics in Vega Baja, PR for children 7-11 years old in 2006.
- Joel, 42, and his wife, Edimaris, have a daughter, Joelimaris.



AUSTIN DAYTON
Athletic Trainer



ALEX TAVAREZ
Performance Coach

DSL METS #1 (R) | DOMINICAN SUMMER LEAGUE

ADDRESS: Carretera Jubey Km #2, Jubey, Dominican Republic

PHONE: (809) 622-8443

WEBSITE: --

TWITTER: --

AFFILIATE SINCE: 1992

2018 STERLING AWARD WINNER: Andres Regnault (C)

DSL MID-SEASON ALL-STARs: Victor Heredia (C) and Cesar Loaiza (LHP)



STADIUM: Dominican Academy

DIMENSIONS: LF (335), CF (408), RF (330)

SURFACE: Natural Grass

MANNY MARTINEZ **MANAGER**



- Begins his fifth season as a manager for the DSL Mets (R)...Spent 2010-2014 as a coach with the DSL Mets.
- Played in the major leagues for the Seattle Mariners (1996), Philadelphia Phillies (1996), Pittsburgh Pirates (1999) and Montreal Expos (2000).
- Was in the Oakland Athletics organization from 1988-1994...Also played in the minor leagues for the Chicago Cubs (1995) and Florida Marlins (2000).
- Was named to the California League All-Star team in 1991, 1992 and 1993 while playing in the Athletics' minor league system.
- Played in the Dominican Winter League for the Aguilas Cibaeñas and the Tigres del Licey from 1994-2009...Was the Rookie of the Year in 1994...Helped win four championships with Licey and one Caribbean Series.
- Played in Korea for the Samsung Lions in 2001 and the LG Twins 2002 and 2003.
- Played in Mexican Pacific League from 2004-2008 for Tigres de Quintana Roo and Pericos de Puebla.
- Manny, 48, and his wife Raysa reside in San Pedro de Macoris with their children Natalie, Gerlim and Laisa.

MANAGERIAL CAREER

Year	Org.	Affiliate	Record
2015	NYM	DSL Mets (R)	33-39
2016	NYM	DSL Mets (R)	45-26
2017	NYM	DSL Mets (R)	44-27
2018	NYM	DSL Mets (R)	47-25
Totals		Four seasons	169-117

FRANCIS MARTINEZ **PITCHING COACH**



- Begins his 12th season as a coach with the Mets.
- Played in the St. Louis Cardinals minor league system from 1987-1996.
- Played for Tigres del Licey and Gigantes del Cibao of the Dominican Summer League from 1992-1999.
- Francis and his wife, Junisa, have three children, Eduardo Antonio, Franchesca Marian and Oliver Alejandro.

LEO HERNANDEZ **HITTING COACH**



- Begins his 20th year with the Mets organization and ninth with the DSL Mets...Spent 2001-2010 with the Venezuelan Mets, including three seasons as manager from 2007-2009.
- Was signed by the Mets in December of 1995 and played in the organization for three years before a career-ending injury.
- Hit .260 for the Dominican Summer League Mets in 1996 and .342 in 1997.
- Played his final season in 1998 for the VSL Mets and batted .310.
- Leo, 41, and his wife, Glendy, have one daughter, Ashley.

CARLOS CAPELLAN COACH

- Enters his 10th season as a Coach for the DSL Mets.
- Began his playing career in the Minnesota Twins minor league system from 1987-1992, where he advanced to Orlando (AA) for his final two seasons.
- Was a member of Toros del Este in the Dominican Winter League from 1989-1993.
- Ended his playing career with Palm Springs Suns of the Independent Western Baseball League in 1995 and Greenville Bluesmen of the Independent Big South League in 1996.
- Carlos lives with his wife, Rossy, in Santo Domingo with his children Karla, Harold, Robert and Carlos.

ALBERTO CASTILLO CATCHING INSTRUCTOR

- Begins his ninth season in the Dominican Summer League with the Mets...Served as their manager for four seasons.
- Played for seven major league organizations in his professional career as a catcher including the Mets, St. Louis Cardinals, Toronto Blue Jays, New York Yankees, San Francisco Giants, Kansas City Royals and Baltimore Orioles...Made his major league debut on May 28, 1995.
- Came up through the Mets organization after being signed on April 5, 1987.
- In 1999, played 93 games and was the Cardinals main starter in the second half of season... Threw out 44% of base runners (27 of 62)...Hit in career best 10 straight games, August 8-August 23, batting .382 (13-34).
- Played 15 years in the Dominican Winter League with Aguilas Cibaeñas helping them to win 11 championships in the Dominican Winter league and six Caribbean Series.
- Alberto, 48, and his wife, Ingrid reside in Santo Domingo with their three children: Chelsea, April and Marcos.

LILIANO CASTRO ASSISTANT LATIN AMERICAN COORDINATOR

- Enters his 19th year in the Mets organization.
- From 2012-2013, was the infield coach for Escogido of the Dominican Winter League team.
- Managed the DSL Mets team from 2006-2008.
- Was the New York Mets batting practice pitcher from 2009-2011.
- Served as a coach with Kingsport (R) of the Appalachian league from 2004-2005.
- Was a coach with Oneonta (A) of the New York-Penn League in 1999 and 2000.
- Played for the Tigers organization from 1985-1988.
- Castro and his wife Rosanna have three children: Mailin, Wily and Wilmi and reside in Santo Domingo, Dominican Republic.



JUAN JOSE DE LOS SANTOS
Athletic Trainer



FRANK GALVEZ
Performance Coach

DOMINICAN BASEBALL ACADEMY

The New York Mets Dominican Baseball Academy opened in the summer of 2008 and provides the Mets a permanent presence in the Dominican Republic. Built on over 37 acres of land, the academy features three full fields (including a replica Citi Field), one half-field, four large batting tunnels, a spacious weight room, a clubhouse and training room facilities.

Players and coaches live in a modern dormitory style building that can house up to 64 permanent players, 20 tryout players and coaches. There are also two classrooms and a computer lab that is utilized to hold high-school level courses and English classes so that players have access to education while living at the complex.

To entertain players in their time between the ball field and the classroom, there are lounges equipped with televisions, video games, ping-pong tables, and a swimming pool.

DSL METS #2 (R) | DOMINICAN SUMMER LEAGUE

ADDRESS: Carretera Jubey Km #2, Jubey, Dominican Republic

PHONE: (809) 622-8443

WEBSITE: --

TWITTER: --

AFFILIATE SINCE: 1992

2018 STERLING AWARD WINNERS: Christofer Dominguez (LHP)

DSL MID-SEASON ALL-STARS: Christofer Dominguez (LHP)



STADIUM: Dominican Academy

DIMENSIONS: LF (335), CF (408), RF (330)

SURFACE: Natural Grass

YUCARYBERT DE LA CRUZ MANAGER



- Returns for his second season as the manager of the DSL Mets2 and his fourth season on staff overall.
- Assisted at the Mets' Dominican Academy in 2014.
- Signed by the Mets as a non-drafted free agent in 2009.
- Played five years in the Mets organization, reaching St. Lucie (A) in 2013.
- Hit .238 (255-1,072) with eight home runs and 104 RBI in 288 minor league games...Batted a career-best .296 (84-284) over 71 games with the DSL Mets (R) in 2009.
- Yucarybert, 28, lives in Santo Domingo, Dominican Republic.

RAFAEL ROQUE PITCHING COACH



- Begins his fourth season as pitching coach for the Dominican Summer League Mets.
- Served as a pitching coach for the Kansas City Royals in the Dominican Summer League team from 2007-2014.
- Pitched three years in the majors for the Brewers (1998-2000) going 5-8 in 56 games, 18 starts... Was the Opening Day starter for the Brewers vs the Cardinals in 1999...Also played with the Mets and Red Sox organizations...Pitched in the Mexican League from 2002-2004.
- Originally signed by the Mets in 1991 out of the Dominican Republic.
- Was a member of the St. Lucie (A) Florida State League Championship team in 1995...Pitched the first no-hitter at Tradition Field.
- Pitched 12 years for Tigres del Lincey in the Dominican Winter League helping them to win five championships.
- Rafael has four children, Rafael Jr, Adrian...Rafael and his wife Ana Silva reside in Santo Domingo with their two children Ian and Dylan.

BENJAMIN MARTE PITCHING COACH



- Enters his 16th season as the DSL Mets (R) pitching coach.
- Was the DSL Mets assistant pitching coach from 2000-2003...Was named pitching coach in 2004.
- Played in the Mets minor league system from 1997-1998...Was part of the Gulf Coast League Mets Championship team in 1998.
- Benjamin, 45, resides in Bayaguana, Dominican Republic with his wife, Elisinda Margarita, and their son, Elian.



ANTONIO SOSA
Athletic Trainer



ISMAEL CAMPUSANO
Performance Coach

DOUBLEDAY/STERLING AWARDS

1982

TIDEWATER (AAA)	Brian Giles, 2B
JACKSON (AA)	D. Strawberry, OF & J. Bittiger, RHP
LYNCHBURG (A)	Jody Johnston, RHP
SHELBY (A)	John Christensen, OF
LITTLE FALLS (A)	Dave Cochrane, 3B & Jason Felice, OF
KINGSPORT (R)	Richard Diaz, 2B

1983

TIDEWATER (AAA)	Clint Hurdle, 3B
JACKSON (AA)	J. Gibbons, C & H. Winningham, OF
LYNCHBURG (A)	L. Dykstra, OF & D. Gooden, RHP
CAPITAL CITY (A)	K. Brown, LHP & S. Springer, 2B
LITTLE FALLS (A)	J. Innis, RHP & S. Jefferson, OF
SARASOTA (R)	Marcus Lawton, SS

1984

TIDEWATER (AAA)	Wes Gardner, RHP
JACKSON (AA)	Calvin Schiraldi, RHP
LYNCHBURG (A)	B. Lyons, C & R. Myers, LHP
CAPITAL CITY (A)	Kyle Hartshorn, RHP
LITTLE FALLS (A)	Scott Little, OF & Mark Davis, RHP
KINGSPORT (R)	Shawn Abner, OF

1985

TIDEWATER (AAA)	Billy Beane, OF
JACKSON (AA)	Barry Lyons, C/1B
LYNCHBURG (A)	S. Abner, OF & K. Hartshorn, RHP
CAPITAL CITY (A)	Marcus Lawton, OF
LITTLE FALLS (A)	Brian Givens, LHP
KINGSPORT (R)	Gregg Jefferies, SS

1986

TIDEWATER (AAA)	Dave Magadan, IF
JACKSON (AA)	Keith Miller, 2B
LYNCHBURG (A)	Gregg Jefferies, SS
CAPITAL CITY (A)	K. Armstrong, RHP & J. Contreras, OF
LITTLE FALLS (A)	Pete Bauer, RHP
KINGSPORT (R)	Juan Marina, RHP

1987

TIDEWATER (AAA)	Randy Milligan, IF
JACKSON (AA)	Gregg Jefferies, IF
LYNCHBURG (A)	Todd Welborn, RHP
CAPITAL CITY (A)	Robbie Hernandez, LHP
LITTLE FALLS (A)	Steve Newton, RHP
KINGSPORT (R)	Alex Diaz, SS

1988

TIDEWATER (AAA)	Phil Lombardi, C & Dave West, LHP
JACKSON (AA)	Blaine Beatty, LHP
ST. LUCIE (A)	Tim Bogar, SS & Kevin Brown, LHP
CAPITAL CITY (A)	Mike Miller, RHP
LITTLE FALLS (A)	Dale Plummer, RHP
KINGSPORT (R)	V. Zawaski, 1B & D. Furmanik, RHP

1989

TIDEWATER (AAA)	Tom O'Malley, IF
JACKSON (AA)	Julio Valera, RHP & Zoilo Sanchez, OF
ST. LUCIE (A)	Chris Donnels, IF
PITTSFIELD (A)	Todd Hundley, C
KINGSPORT (R)	G. Langbehn, LHP & C. Butterfield, IF
SARASOTA (R)	James Harris, C
	Butch Huskey, IF

1990

TIDEWATER (AAA)	Kelvin Torve, IF
JACKSON (AA)	Anthony Young, RHP
ST. LUCIE (A)	Nicko Riesgo, 1B
CAPITAL CITY (A)	Tim Howard, IF & Tito Navarro, IF
PITTSFIELD (A)	Jeromy Burnitz, OF
KINGSPORT (R)	Aaron Ledesma, IF & Omar Garcia, 1B
SARASOTA (R)	Jerome Tolliver, OF

1991

TIDEWATER (AAA)	Chris Donnels, IF
WILLIAMSPORT (AA)	Jeromy Burnitz, OF
ST. LUCIE (A)	Julian Vasquez, RHP
CAPITAL CITY (A)	B. Huskey, IF & J. Martinez, RHP
PITTSFIELD (A)	Randy Curtis, OF
KINGSPORT (R)	Ricky Otero, OF
SARASOTA (R)	Edgardo Alfonzo, IF

1992

TIDEWATER (AAA)	Steve Springer, IF
JACKSON (AA)	Bobby Jones, RHP
ST. LUCIE (A)	Fernando Vina, IF
CAPITAL CITY (A)	Quilvio Veras, IF
PITTSFIELD (A)	Edgardo Alfonzo, IF
KINGSPORT (R)	Don White, OF
GULF COAST (R)	Rafael Guerrero, OF

1993

NORFOLK (AAA)	Bobby Jones, RHP
BINGHAMTON (AA)	Butch Huskey, 3B
ST. LUCIE (A)	Randy Curtis, OF
CAPITAL CITY (A)	Guillermo Garcia, C
PITTSFIELD (A)	Mike Welch, RHP
KINGSPORT (R)	Cesar Diaz, C
GULF COAST (R)	Joe Atwater, LHP

1994

NORFOLK (AAA)	Aaron Ledesma, SS
BINGHAMTON (AA)	Rickey Otero, OF
ST. LUCIE (A)	Rey Ordoñez, SS
CAPITAL CITY (A)	Randy Warner, OF
PITTSFIELD (A)	Jay Payton, OF
KINGSPORT (R)	Jesus Sanchez, LHP
GULF COAST (R)	Jose Lopez, 3B

1995

NORFOLK (AAA)	B. Huskey, IF & J. Isringhausen, RHP
BINGHAMTON (AA)	Jay Payton, OF & Eric Ludwick, RHP
ST. LUCIE (A)	Sandy Pichardo, SS
CAPITAL CITY (A)	Sean Johnston, LHP
PITTSFIELD (A)	Fletcher Bates, OF & Robert Daly, IF
KINGSPORT (R)	J. Patterson, IF & J. Simpson, OF
GULF COAST (R)	Octavio Dotel, RHP

1996

NORFOLK (AAA)	Derek Wallace, RHP
BINGHAMTON (AA)	Chris Saunders, IF
ST. LUCIE (A)	Scott Hunter, OF & Arnold Gooch, RHP
CAPITAL CITY (A)	Nelson Figueroa, RHP
PITTSFIELD (A)	Corey Erickson, IF
KINGSPORT (R)	Pee Wee Lopez, C
GULF COAST (R)	Ray Lovingood, LHP

1997

NORFOLK (AAA)	Roberto Petagine, 1B
BINGHAMTON (AA)	Tate Seefried, 1B & Jesus Sanchez, LHP
ST. LUCIE (A)	Fletcher Bates, OF
CAPITAL CITY (A)	Danny Ramirez, OF & Grant Roberts, RHP
PITTSFIELD (A)	Scott Comer, LHP
KINGSPORT (R)	Maurice Bruce, IF/OF
GULF COAST (R)	Endy Chavez, OF

1998

NORFOLK (AAA)	Jeff Tam, RHP
BINGHAMTON (AA)	Scott Hunter, OF
ST. LUCIE (A)	Kenny Pumphrey, RHP
CAPITAL CITY (A)	Alex Escobar, OF & Kevin Dougherty, LHP
PITTSFIELD (A)	Allen Dina, OF
KINGSPORT (R)	Yon German, LHP
GULF COAST (R)	Alfredo Garcia, OF

1999

NORFOLK (AAA)	Todd Haney, IF
BINGHAMTON (AA)	Jason Tyner, OF
ST. LUCIE (A)	Dicky Gonzalez, RHP
CAPITAL CITY (A)	Earl Snyder, IF
PITTSFIELD (A)	Rodney Nye, IF
KINGSPORT (R)	Gil Velazquez, IF
GULF COAST (R)	Orlando Roman, RHP

2000

NORFOLK (AAA)	Timo Perez, OF
BINGHAMTON (AA)	Alex Escobar, OF
ST. LUCIE (A)	Earl Snyder, IF
CAPITAL CITY (A)	Marvin Seale, OF
PITTSFIELD (A)	Chris Basak, IF
KINGSPORT (R)	Chad Bowen, RHP

2001

NORFOLK (AAA)	Pete Walker, RHP
BINGHAMTON (AA)	Rob Stratton, OF
ST. LUCIE (A)	Billy Traber, LHP
CAPITAL CITY (A)	Craig Brazell, 1B & Jose Reyes, IF
BROOKLYN (A)	Ross Peeples, LHP & Jay Caligiuri, 1B
KINGSPORT (R)	Justin Huber, C

2002

PLAYER OF THE YEAR	Jose Reyes, IF
PITCHER OF THE YEAR	David Mattox, RHP
NORFOLK (AAA)	Marco Scutaro, IF
BINGHAMTON (AA)	Prentice Redman, OF
ST. LUCIE (A)	Craig Brazell, 1B
CAPITAL CITY (A)	Justin Huber, C & David Wright, 3B
BROOKLYN (A)	Kevin Deaton, RHP
KINGSPORT (R)	Jamar Hill, OF

2003

PLAYER OF THE YEAR	Mike Jacobs, C
PITCHER OF THE YEAR	Matt Peterson, RHP
NORFOLK (AAA)	Jeremy Griffiths, RHP
BINGHAMTON (AA)	Rodney Nye, 3B
ST. LUCIE (A)	David Wright, 3B
CAPITAL CITY (A)	Aarom Baldiris, 3B
BROOKLYN (A)	Ian Bladergoen, 1B
KINGSPORT (R)	Tyler Davidson, OF

2004

PLAYER OF THE YEAR	David Wright, IF
PITCHER OF THE YEAR	Yusmeiro Petit, RHP
STERLING ROOKIE OF THE YEAR	Lastings Milledge, OF
NORFOLK (AAA)	Victor Diaz, OF
BINGHAMTON (AA)	Angel Pagan, OF
ST. LUCIE (A)	Brett Harper, IF
CAPITAL CITY (A)	Blake Whealy, IF
BROOKLYN (A)	Ambiorix Concepcion, OF
KINGSPORT (R)	Jesus Gamero, OF
GULF COAST (R)	Jesus Flores, C

2005

PLAYER OF THE YEAR	Mike Jacobs, IF/C
PITCHER OF THE YEAR	Brian Bannister, RHP
NORFOLK (AAA)	Jason Scobie, RHP
BINGHAMTON (AA)	Anderson Hernandez, IF
ST. LUCIE (A)	Andy Wilson, 1B
HAGERSTOWN(A)	Carlos Gomez, OF
BROOKLYN (A)	Joe Holden, OF
KINGSPORT (R)	Matt Anderson, 3B
GULF COAST (R)	Emmanuel Garcia, SS

2006

PLAYER OF THE YEAR	Mike Carp, 1B
PITCHER OF THE YEAR	Mike Devaney, RHP
NORFOLK (AAA)	Lastings Milledge, OF
BINGHAMTON (AA)	M. Abreu, 1B, C. Gomez, OF
ST. LUCIE (A)	Jesus Flores, C
HAGERSTOWN(A)	F. Martinez, OF & J. Niese, LHP
BROOKLYN (A)	Dustin Martin, OF
KINGSPORT (R)	Emmanuel Garcia, IF
GULF COAST (R)	Josh Stinson, RHP
DOMINICAN SUMMER LG. (R)	Greg Veloz, IF
VENEZUELAN SUMMER LG. (R)	Gabriel Zavala, OF

2007

PLAYER OF THE YEAR	Anderson Hernandez, IF
PITCHER OF THE YEAR	Kevin Mulvey, RHP
NEW ORLEANS (AAA)	Willie Collazo, LHP
BINGHAMTON (AA)	Carlos Muniz, RHP
ST. LUCIE (A)	Daniel Murphy, 3B
SAVANNAH (A)	Braham Maldonado, OF
BROOKLYN (A)	Dylan Owen, RHP
KINGSPORT (R)	Jose Jimenez, 3B
GULF COAST (R)	Ezequiel Carrera, OF
DOMINICAN SUMMER LG. (R)	Pedro Zapata, OF
VENEZUELAN SUMMER LG. (R)	Ruben Tejada, SS

2008

CO-PLAYERS OF THE YEAR	D. Murphy, IF & N. Evans, IF
PITCHER OF THE YEAR	Jonathon Niese, LHP
NEW ORLEANS (AAA)	Brian Stokes, RHP
BINGHAMTON (AA)	Mike Carp, 1B
ST. LUCIE (A)	Dillon Gee, RHP
SAVANNAH (A)	Gregory Veloz, 2B
BROOKLYN (A)	Brad Holt, RHP
KINGSPORT (R)	Wilmer Flores, SS
GULF COAST (R)	Jeffry Marte, 3B
DOMINICAN SUMMER LG. (R)	Gonzalez Germen, RHP
VENEZUELAN SUMMER LG. (R)	Jhonathan Torres, LHP

2009

PLAYER OF THE YEAR	Ike Davis, 1B
PITCHER OF THE YEAR	Jeurys Familia, RHP
BUFFALO (AAA)	Jesus Feliciano, OF
BINGHAMTON (AA)	Josh Thole, C
ST. LUCIE (A)	Kirk Nieuwenhuis, OF
SAVANNAH (A)	Robert Carson, LHP
BROOKLYN (A)	Mark Cohoon, LHP
KINGSPORT (R)	Jeff Flagg, 1B
GULF COAST (R)	Julio Conception, OF
DOMINICAN SUMMER LG. (R)	Alexander Sanchez, 1B
VENEZUELAN SUMMER LG. (R)	Andres Perez, OF

2010

PLAYER OF THE YEAR	Lucas Duda, OF
PITCHER OF THE YEAR	Mark Cohoon, LHP
BUFFALO (AAA)	Dillon Gee, RHP
BINGHAMTON (AA)	Kirk Nieuwenhuis, OF
ST. LUCIE (A)	Wilmer Flores, IF
SAVANNAH (A)	Cesar Puello, OF
BROOKLYN (A)	Darrell Ceciliani, OF
KINGSPORT (R)	Aderlin Rodriguez, IF
GULF COAST (R)	Domingo Tapia, RHP
DOMINICAN SUMMER LG-1 (R)	Eudy Pina, OF
DOMINICAN SUMMER LG-2 (R)	Hector Alvarez, C

2011

PLAYER OF THE YEAR	Josh Satin, IF
PITCHER OF THE YEAR	Darin Gorski, LHP
BUFFALO (AAA)	Chris Schwinden, RHP
BINGHAMTON (AA)	Jeurys Familia, OF
ST. LUCIE (A)	Matt Harvey, RHP
SAVANNAH (A)	Angel Cuan, LHP
BROOKLYN (A)	Danny Muno, IF
KINGSPORT (R)	Cam Maron, C
GULF COAST (R)	Rafael Montero, RHP
DOMINICAN SUMMER LG-1 (R)	Maikis De La Cruz, OF
DOMINICAN SUMMER LG-2 (R)	Persio Reyes, RHP

2012

PLAYER OF THE YEAR	Wilmer Flores, IF
PITCHER OF THE YEAR	Rafael Montero, RHP
BUFFALO (AAA)	Matt Harvey, RHP
BINGHAMTON (AA)	Zack Wheeler, RHP
ST. LUCIE (A)	Alonzo Harris, IF
SAVANNAH (A)	Michael Fulmer, RHP
BROOKLYN (A)	Hansel Robles, RHP
KINGSPORT (R)	Miller Diaz, RHP
DOMINICAN SUMMER LG-1 (R)	Yoryi Nuez, RHP
DOMINICAN SUMMER LG-2 (R)	Vicente Lupo, OF

2013

CO-PLAYERS OF THE YEAR	Allan Dykstra, IF & Kevin Plawecki, C
PITCHER OF THE YEAR	Gabriel Ynoa, RHP
LAS VEGAS (AAA)	Rafael Montero, RHP
BINGHAMTON (AA)	Noah Syndergaard, RHP & Jeff Walters, RHP
ST. LUCIE (A)	Dustin Lawley, IF/OF
SAVANNAH (A)	Jayne Boyd, OF
BROOKLYN (A)	Robert Gsellman, RHP
KINGSPORT (R)	Robert Whalen, RHP
GULF COAST (R)	Dominic Smith, IF
DOMINICAN SUMMER LG-1 (R)	John Mora, OF
DOMINICAN SUMMER LG-2 (R)	Jose Medina, RHP

2014

PLAYER OF THE YEAR	Dilson Herrera, IF
PITCHER OF THE YEAR	Steven Matz, LHP
LAS VEGAS (AAA)	Matt Reynolds, IF
BINGHAMTON (AA)	Kevin Plawecki, C
ST. LUCIE (A)	Brandon Nimmo, OF
SAVANNAH (A)	Dario Alvarez, LHP & Akeel Morris, RHP
BROOKLYN (A)	Marcos Molina, RHP
KINGSPORT (R)	Vicente Lupo, OF
GULF COAST (R)	John Mora, OF
DOMINICAN SUMMER LG-1 (R)	Ali Sanchez, C
DOMINICAN SUMMER LG-2 (R)	Walter Rasquin, IF

2015

PLAYER OF THE YEAR	Michael Conforto, OF
PITCHER OF THE YEAR	Robert Gsellman, RHP
LAS VEGAS (AAA)	Travis Tajeron, OF
BINGHAMTON (AA)	Gavin Cecchini, IF
ST. LUCIE (A)	Dominic Smith, IF
SAVANNAH (A)	Luis Guillorme, IF
BROOKLYN (A)	Alex Palsha, RHP
KINGSPORT (R)	Patrick Mazeika, C
GULF COAST (R)	& Kevin Kaczmarski, OF
DOMINICAN SUMMER LG-1 (R)	Adonis Uceta, RHP
DOMINICAN SUMMER LG-2 (R)	Wagner Lagrange, OF
DOMINICAN SUMMER LG-2 (R)	Nicolas Debra, RHP

2016

PLAYER OF THE YEAR	Amed Rosario, IF & Brandon Nimmo, OF
PITCHER OF THE YEAR	P.J. Conlon, LHP
LAS VEGAS (AAA)	T.J. Rivera, IF
BINGHAMTON (AA)	Dominic Smith, IF
ST. LUCIE (A)	Tomas Nido, C
COLUMBIA (A)	David Thompson, IF
BROOKLYN (A)	Desmond Lindsay, OF
KINGSPORT (R)	Thomas Szapucki, LHP
GULF COAST (R)	Carlos Sanchez, C
DOMINICAN SUMMER LG-1 (R)	Raul Beracieta, OF
DOMINICAN SUMMER LG-2 (R)	Andres Gimenez, IF

2017

PLAYER OF THE YEAR	Dominic Smith, IF
PITCHER OF THE YEAR	Corey Oswalt, RHP
LAS VEGAS (AAA)	Amed Rosario, IF
BINGHAMTON (AA)	Luis Guillorme, IF
ST. LUCIE (A)	Jhoan Urena, IF
COLUMBIA (A)	Jordan Humphreys, RHP
BROOKLYN (A)	Nicolas Debra, RHP
KINGSPORT (R)	Rigoberto Terrazas, IF
GULF COAST (R)	Jaison Viler, RHP
DOMINICAN SUMMER LG-1 (R)	Miguel Ramirez, RHP
DOMINICAN SUMMER LG-2 (R)	Yoel Romero, IF & Luis Santana, IF

2018

PLAYER OF THE YEAR	Peter Alonso, IF
PITCHER OF THE YEAR	Justin Dunn, RHP
LAS VEGAS (AAA)	Drew Gagnon, RHP
BINGHAMTON (AA)	Jeff McNeil, IF
ST. LUCIE (A)	Andres Gimenez, IF
COLUMBIA (A)	David Peterson, LHP
BROOKLYN (A)	Ross Adolph, OF
KINGSPORT (R)	Luis Santana, IF
GULF COAST (R)	Ronny Mauricio, IF
DOMINICAN SUMMER LG-1 (R)	Andres Regnault, C
DOMINICAN SUMMER LG-2 (R)	Christofer Dominguez (LHP)

Greetings FROM CONEY ISLAND



Summer Starts June 14th

brooklyncyclones.com

718 - 37 - BKLYN

MINOR LEAGUE PLAYER BIOS

ACOSTA, DAISON RIGHT-HANDED PITCHER

HT: 6-2 WT: 160 B/T: Right/Right

BORN: 8/24/98 in Paraiso, Dominican Republic

RESIDES: Barahona, Dominican Republic

SIGNING SCOUT: Daurys Nin

ACQUIRED (SIGNED): Signed as a non-drafted free agent in 2016 (7/2/16)

YR	CLUB	W-L	ERA	G	GS	CG	SHO	SV	IP	H	R	ER	HR	HB	BB	SO	WP	BK
16	DSL Mets1 (R)	0-1	3.86	3	3	0	0	0	11.2	14	6	5	0	0	6	8	2	0
17	GCL Mets (R)	0-2	3.27	6	4	0	0	0	22.0	18	8	8	0	2	7	19	3	0
18	Kingsport (R)	2-5	4.46	10	9	0	0	0	42.1	38	28	21	8	6	18	46	6	1
Minor League Totals		2-8	4.03	19	16	0	0	0	76.0	70	42	34	8	8	31	73	11	1

ADON, RANFY OUTFIELDER

HT: 6-3 WT: 185 B/T: Right/Right

BORN: 8/2/97 in Bajos de Haina, Dominican Republic

RESIDES: Bajos de Haina, Dominican Republic

SIGNING SCOUT: Daurys Nin

ACQUIRED (SIGNED): Signed as a non-drafted free agent in 2014 (10/8/14)

YR	CLUB	AVG	G	AB	R	H	2B	3B	HR	RBI	SH	SF	HB	BB	SO	SB	CS	SLG	OBP	E
15	DSL Mets2 (R)	.240	59	208	42	50	9	4	5	25	5	1	9	26	51	12	4	.394	.348	5
16	GCL Mets (R)	.195	40	133	22	26	4	0	2	12	1	1	2	16	37	9	4	.271	.289	1
17	Kingsport (R)	.333	1	6	3	2	0	1	0	3	0	0	0	2	2	0	0	.667	.333	0
	GCL Mets (R)	.280	11	50	9	14	4	2	0	1	0	0	4	16	1	0	0	.440	.333	1
18	Kingsport (R)	.295	40	146	29	43	6	6	5	26	3	1	3	7	52	10	5	.521	.338	5
Minor League Totals		.249	151	543	105	135	23	13	12	67	9	3	14	53	158	34	13	.405	.330	12

ALCÁNTARA, ARISMENDY INFIELDER/OUTFIELDER

HT: 5-10 WT: 170 B/T: Switch/Right

BORN: 10/29/91 in Santo Domingo, DR

RESIDES: Santo Domingo, DR

SIGNING SCOUT: José Serra, Marino Encarnación & Carlos Reyes (Chicago-NL)

ACQUIRED (SIGNED): Signed as a minor league free agent in 2019 (1/3/19)

MLB Career...Has appeared in parts of four seasons in the majors including two seasons with the Cubs (2014-15) and one each with Oakland (2016) and Cincinnati (2017)...**Personal...**Pronounces his last name with three syllables (al-KAHN-trah).

YR	CLUB	AVG	G	AB	R	H	2B	3B	HR	RBI	SH	SF	HB	BB	SO	SB	CS	SLG	OBP	E
09	DSL Cubs1 (R)	.275	65	258	44	71	11	8	3	32	1	3	1	30	47	20	2	.415	.349	36
10	Boise (A)	.283	59	219	29	62	5	6	3	24	3	2	1	10	53	7	3	.402	.315	22
11	Peoria (A)	.271	99	369	45	100	14	5	2	37	4	0	1	16	76	8	8	.352	.303	40
12	Daytona (A)	.302	85	331	47	100	13	7	7	51	2	5	2	19	61	25	4	.447	.339	35
13	Tennessee (AA)	.271	133	494	69	134	36	4	15	69	9	4	2	62	125	31	6	.451	.352	33
14	Iowa (AAA)	.307	89	335	62	103	25	11	10	41	3	3	0	25	83	21	3	.537	.353	12
	CHICAGO (NL)	.205	70	278	31	57	11	2	10	29	1	2	2	17	93	8	5	.367	.254	6
15	CHICAGO (NL)	.077	11	26	5	2	0	0	0	1	1	0	0	5	11	1	0	.077	.226	1
	Iowa (AAA)	.231	120	454	72	105	20	10	12	36	7	3	0	35	125	16	6	.399	.285	20
16	Iowa (AAA)	.263	54	198	32	52	9	5	5	21	0	1	0	15	61	21	0	.434	.313	4
	Nashville (AAA)	.290	48	200	28	58	10	5	6	27	2	2	1	14	57	11	6	.480	.336	7
	Stockton (A)	.308	6	26	4	8	3	1	1	8	0	0	0	1	9	0	0	.615	.333	1
	OAKLAND (AL)	.211	16	19	2	4	1	0	0	2	0	0	0	0	8	3	3	.263	.211	0
17	Pensacola (AA)	.164	17	61	9	10	3	3	0	8	0	0	0	7	19	0	1	.311	.250	1
	CINCINNATI (NL)	.171	70	105	13	18	3	1	1	7	1	0	0	2	38	2	0	.248	.187	3
18	Mexico (Mex.)	.264	21	91	19	24	2	1	3	13	0	2	1	10	15	5	2	.407	.337	4
	Oaxaca1 (Mex.)	.279	20	68	16	19	3	1	8	25	0	1	0	9	21	4	0	.706	.359	7
	Oaxaca2 (Mex.)	.321	36	137	27	44	14	2	4	21	0	2	1	13	37	2	3	.540	.379	10
	Tijuana (Mex.)	.236	18	55	13	13	0	2	3	12	0	1	0	6	10	4	0	.473	.306	0
Minor League Totals		.266	53	169	23	45	3	0	0	13	1	1	6	15	36	3	5	.284	.346	212
Mexican League Totals		.285	95	351	75	100	19	6	18	71	0	6	2	38	83	15	5	.527	.353	21
Major League Totals		.189	167	428	51	81	15	3	11	39	3	2	2	24	150	14	8	.315	.235	10

ALMARIO, FIDEL INFIELDER

HT: 6-1 WT: 165 B/T: Switch/Right

BORN: 11/17/99 in Cartagena, Colombia**RESIDES:** Cartagena, Colombia**SIGNING SCOUT:** Harold Herrera**ACQUIRED (SIGNED):** Signed as a non-drafted free agent in 2017 (12/11/17)

YR	CLUB	AVG	G	AB	R	H	2B	3B	HR	RBI	SH	SF	HB	BB	SO	SB	CS	SLG	OBP	E
18	DSL Mets1 (R)	.273	45	139	21	38	3	0	0	10	1	1	6	13	30	3	4	.295	.358	5
	DSL Mets2 (R)	.233	8	30	2	7	0	0	0	3	0	0	0	2	6	0	1	.233	.281	3
	Minor League Totals	.266	53	169	23	45	3	0	0	13	1	1	6	15	36	3	5	.284	.346	8

ALMONTE, ENMANUEL RIGHT-HANDED PITCHER

HT: 6-5 WT: 197 B/T: Right/Right

BORN: 11/9/97 in Villa Tapia, Dominican Republic**RESIDES:** Villa Tapia, Dominican Republic**SIGNING SCOUTS:** Kelvin Domínguez**ACQUIRED (SIGNED):** Signed as a non-drafted free agent in 2018 (3/22/18)

YR	CLUB	W-L	ERA	G	GS	CG	SHO	SV	IP	H	R	ER	HR	HB	BB	SO	WP	BK
18	DSL Mets2 (R)	1-3	7.62	16	1	0	0	0	28.1	28	25	24	0	5	17	35	8	1

ALONSO, PETER INFIELDER**MAJOR LEAGUE INVITE****ARIAS, ELIAM INFIELDER**

HT: 5-11 WT: 165 B/T: Switch/Right

BORN: 3/6/01 in Bani, Dominican Republic**RESIDES:** Bani, Dominican Republic**SIGNING SCOUT:** Anderson Taveras**ACQUIRED (SIGNED):** Signed as a non-drafted free agent in 2018 (3/22/18)

YR	CLUB	AVG	G	AB	R	H	2B	3B	HR	RBI	SH	SF	HB	BB	SO	SB	CS	SLG	OBP	E
18	DSL Mets2 (R)	.176	39	131	12	23	6	0	0	16	2	1	4	18	40	6	2	.221	.292	6

ARMADO, JOHAN LEFT-HANDED PITCHER

HT: 6-1 WT: 175 B/T: Right/Left

BORN: 5/4/01 in Valencia, Venezuela**RESIDES:** Valencia, Venezuela**SIGNING SCOUT:** Ismael Pérez**ACQUIRED (SIGNED):** Signed as a non-drafted free agent in 2017 (11/10/17)

YR	CLUB	W-L	ERA	G	GS	CG	SHO	SV	IP	H	R	ER	HR	HB	BB	SO	WP	BK
18	DSL Mets2 (R)	2-1	9.11	15	0	0	0	1	27.2	38	31	28	2	0	17	23	4	1

ASTUDILLO, WILFRED CATCHER

HT: 5-11 WT: 195 B/T: Switch/Right

BORN: 3/14/00 Barcelona, Venezuela**RESIDES:** Barcelona, Venezuela**SIGNING SCOUTS:** Nestor Moreno & Héctor Rincones**ACQUIRED (SIGNED):** Signed as a non-drafted free agent in 2016 (7/19/16)**BACKGROUND:** Is the brother of Twins catcher Williams Astudillo.

YR	CLUB	AVG	G	AB	R	H	2B	3B	HR	RBI	SH	SF	HB	BB	SO	SB	CS	SLG	OBP	E
17	DSL Mets1 (R)	.291	52	182	28	53	12	1	0	23	1	4	2	17	20	4	6	.368	.351	4
18	DSL Mets2 (R)	.260	14	50	7	13	4	0	0	5	0	0	1	3	5	2	0	.340	.315	2
	GCL Mets (R)	.256	25	82	11	21	5	0	1	7	0	0	3	12	8	2	1	.354	.371	3
	Minor League Totals	.277	91	314	46	87	21	1	1	35	1	4	6	32	33	8	7	.360	.351	8

AVANT, CHANDLER INFIELDER

HT: 5-11 WT: 170 B/T: Right/Right

BORN: 7/11/95 in Troy, AL**RESIDES:** Tuscaloosa, AL**SIGNING SCOUT:** Tommy Jackson**ACQUIRED (SIGNED):** Mets 30th-round pick in the 2018 First-Year Player Draft (6/8/18)**HIGH SCHOOL:** Pike Liberal Arts School (AL)**COLLEGE:** Alabama

YR	CLUB	AVG	G	AB	R	H	2B	3B	HR	RBI	SH	SF	HB	BB	SO	SB	CS	SLG	OBP	E
18	Brooklyn (A)	.246	43	134	18	33	4	0	1	12	1	0	4	10	16	5	4	.299	.318	3

AVILÁN, LUIS LEFT-HANDED PITCHER**MAJOR LEAGUE INVITE****AYBAR, ADRIÁN RIGHT-HANDED PITCHER**

HT: 6-4 WT: 180 B/T: Right/Right

BORN: 3/8/98 in Peravia, Dominican Republic**RESIDES:** Peravia, Dominican Republic**SIGNING SCOUT:** Daurys Nin**ACQUIRED (SIGNED):** Signed as a non-drafted free agent in 2018 (3/2/18)

YR	CLUB	W-L	ERA	G	GS	CG	SHO	SV	IP	H	R	ER	HR	HB	BB	SO	WP	BK
18	DSL Mets1 (R)	1-4	2.57	12	10	0	0	0	42.0	37	19	12	3	8	21	38	3	1

BERACIERTA, RAUL OUTFIELDER

HT: 6-2 WT: 205 B/T: Right/Right

BORN: 5/24/99 in San Felix, Venezuela**RESIDES:** Guayana, Venezuela**SIGNING SCOUTS:** Robert Espejo & Héctor Rincones**ACQUIRED (SIGNED):** Signed as a non-drafted free agent in 2015 (12/11/15)**CAREER NOTES****2016...** Sterling Award Winner for DSL Mets1.

YR	CLUB	AVG	G	AB	R	H	2B	3B	HR	RBI	SH	SF	HB	BB	SO	SB	CS	SLG	OBP	E
16	DSL Mets2 (R)	.347	31	98	15	34	2	2	1	10	0	0	3	7	22	2	0	.439	.407	2
	DSL Mets1 (R)	.310	31	113	16	35	5	1	0	13	1	1	3	12	13	6	1	.372	.388	2
17	GCL Mets (R)	.253	49	162	14	41	8	0	1	16	0	1	2	11	42	2	3	.321	.307	2
18	Kingsport (R)	.270	46	159	35	43	8	3	3	29	0	0	5	26	36	7	2	.415	.389	1
Minor League Totals		.288	157	532	80	153	23	6	5	68	1	2	13	56	113	17	6	.382	.368	7

BERBESI, CÉSAR INFIELDER

HT: 6-0 WT: 160 B/T: Left/Right

BORN: 4/13/00 in Maracay, Venezuela**RESIDES:** Maracay, Venezuela**SIGNING SCOUT:** Héctor Rincones**ACQUIRED (SIGNED):** Signed as a non-drafted free agent in 2018 (6/15/18)

YR	CLUB	AVG	G	AB	R	H	2B	3B	HR	RBI	SH	SF	HB	BB	SO	SB	CS	SLG	OBP	E
18																				

Signed for 2019

BIONDI, PATRICK OUTFIELDER

HT: 5-8 WT: 170 B/T: Left/Right

BORN: 1/9/91 in Woodhaven, MI**RESIDES:** Woodhaven, MI**SIGNING SCOUT:** Tyler Holmes**ACQUIRED (SIGNED):** Mets ninth-round pick in the 2013 First-Year Player Draft (6/10/13)**CAREER NOTES**

2017... His 26 steals were fifth-most among all Mets minor leaguers...**2016...** His 26 steals were second-most for a Mets minor leaguer...**2015...** Led all Mets minor leaguers with 38 stolen bases...**2014...** His 24 stolen bases were second-most for a Mets minor leaguer...**College...** Was an All-Big Ten second-team selection in 2011 and 2012...Named a Louisville Slugger Freshman All-American in 2010...Set the school record for stolen bases in a season by a rookie (29 steals in 2010)...Finished his career at Michigan as the school's all-time leader for career stolen bases (103) and career at-bats (833), second in career runs scored (189) and sixth in the school's career hits list (252).

YR	CLUB	AVG	G	AB	R	H	2B	3B	HR	RBI	SH	SF	HB	BB	SO	SB	CS	SLG	OBP	E
13	Brooklyn (A)	.249	50	193	29	48	6	2	0	14	2	1	2	28	40	17	4	.301	.348	0
14	Savannah (A)	.233	115	404	58	94	12	4	2	18	12	1	3	54	88	24	12	.297	.327	4
15	Savannah (A)	.277	103	329	47	91	7	5	3	29	4	2	2	27	62	38	10	.356	.333	1
16	St. Lucie (A)	.271	99	340	47	92	17	2	0	34	6	4	6	39	69	26	9	.332	.352	2
17	Binghamton (AA)	.235	94	264	36	62	3	2	2	19	2	1	2	34	59	26	10	.284	.326	1
18	Las Vegas (AAA)	.218	60	119	17	26	4	0	0	6	0	0	2	11	31	12	3	.252	.295	1
	Binghamton (AA)	.224	32	98	13	22	2	0	0	7	0	0	1	21	26	7	5	.245	.367	0
Minor League Totals		.249	553	1747	247	435	51	15	7	127	26	9	18	214	375	150	53	.307	.336	9

BLACKHAM, MATT RIGHT-HANDED PITCHER

HT: 5-11 WT: 165 B/T: Right/Right

BORN: 1/7/93 in Gunnison, UT

HIGH SCHOOL: Olathe Northwest

RESIDES: Lenexa, KS

COLLEGE: Middle Tennessee State

SIGNING SCOUT: Jarrett England

ACQUIRED (SIGNED): Mets 29th-round pick in the 2014 First-Year Player Draft (6/11/14)

CAREER NOTES

2017...Struck out 13.02 batters per 9.0 innings pitched, the highest ratio of any reliever in the South Atlantic League... Also had the third-lowest batting average against (.185) and the fewest baserunners per 9.0 IP among relievers in the SAL...**2016**...Missed the entire season while recovering from an olecranon fracture that required a screw to be placed into his elbow...**2015**...Did not pitch after July 22 after having surgery to reposition the ulnar nerve in his pitching elbow.

YR	CLUB	W-L	ERA	G	GS	CG	SHO	SV	IP	H	R	ER	HR	HB	BB	SO	WP	BK
14	Kingsport (R)	2-0	1.42	11	0	0	0	0	19.0	10	6	3	2	0	9	25	6	0
15	Brooklyn (A)	2-2	3.82	6	6	0	0	0	30.2	25	16	13	0	1	12	42	1	0
16									Injured - Did Not Play									
17	Columbia (A)	4-2	1.43	40	0	0	0	8	56.2	37	11	9	0	2	19	82	4	0
18	St. Lucie (A)	4-1	1.90	17	0	0	0	2	23.2	11	5	5	1	1	13	29	4	0
	Binghamton (AA)	1-2	3.42	22	0	0	0	0	26.1	18	12	10	2	1	17	36	2	0
Minor League Totals		13-7	2.30	96	6	0	0	10	156.1	101	50	40	5	5	70	214	17	0

BLANCO, GRÉGOR OUTFIELDER**MAJOR LEAGUE INVITE****BOHANEK, CODY** INFIELDER

HT: 6-1 WT: 195 B/T: Left/Left

BORN: 7/2/95 in Oak Lawn, IL

HIGH SCHOOL: Marist HS (IL)

RESIDES: Oak Lawn, IL

COLLEGE: University of Illinois - Chicago

SIGNING SCOUTS: Mark Adair (Houston)

ACQUIRED (SIGNED): Acquired from Houston along with INF J.D. Davis in exchange for OF Ross Adolph, INF Luis Santana and C Scott Manea on January 6, 2019.

YR	CLUB	AVG	G	AB	R	H	2B	3B	HR	RBI	SH	SF	HB	BB	SO	SB	CS	SLG	OBP	E
17	Greeneville (R)	.239	47	163	28	39	7	0	3	16	1	2	15	16	40	4	3	.337	.357	6
	Quad Cities (A)	.278	10	36	5	10	1	0	0	1	0	0	1	2	14	0	1	.306	.333	1
18	Fresno (AAA)	.195	11	41	2	8	0	0	0	1	0	1	0	1	17	1	0	.195	.209	0
	Quad Cities (A)	.223	44	139	22	31	2	2	4	17	0	1	8	21	29	7	1	.353	.355	2
	Buies Creek (A)	.212	65	212	28	45	7	0	2	20	0	1	8	27	56	6	4	.274	.323	1
Minor League Totals		.225	177	591	85	133	17	2	9	55	1	5	32	67	156	18	9	.306	.334	10

BOHORQUEZ, ANDERSON INFIELDER

HT: 5-11 WT: 175 B/T: Right/Right

BORN: 10/3/97 in Cartagena, Colombia

RESIDES: Cartagena, Colombia

SIGNING SCOUTS: Harold Herrera & Chris Becerra

ACQUIRED (SIGNED): Signed as a non-drafted free agent in 2015 (5/4/15)

YR	CLUB	AVG	G	AB	R	H	2B	3B	HR	RBI	SH	SF	HB	BB	SO	SB	CS	SLG	OBP	E
15	DSL Mets1 (R)	.235	15	51	12	12	3	0	0	5	1	0	2	9	7	5	1	.294	.371	2
16	DSL Mets1 (R)	.294	46	136	33	40	1	0	0	11	1	2	3	20	26	16	8	.301	.391	1
17	DSL Mets1 (R)	.272	61	206	40	56	8	3	1	22	1	4	8	16	23	14	5	.354	.342	8
18	GCL Mets (R)	.250	37	112	14	28	4	4	0	12	1	1	3	10	35	9	4	.357	.325	1
Minor League Totals		.269	159	505	99	136	16	7	1	50	4	7	16	55	91	44	18	.335	.355	12

BRODEY, QUINN OUTFIELDER

HT: 6-1 WT: 195 B/T: Left/Left

BORN: 12/1/95, Glendale, CA

HIGH SCHOOL: Loyola HS (CA)

RESIDES: Stanford, CA

COLLEGE: Stanford

SIGNING SCOUT: Tyler Holmes

ACQUIRED (SIGNED): Mets third-round pick in the 2017 First-Year Player Draft (6/25/17)

CAREER NOTES

College...Led Stanford in batting average (.314), home runs (11), RBI (51), slugging percentage (.556) and total bases (133) in his junior season...Named to the All-Pac 12 team in his sophomore year...**High School**...Selected in the 37th round of the 2014 First-Year Player Draft by the Washington Nationals following his senior year at Loyola but did not sign.

YR	CLUB	AVG	G	AB	R	H	2B	3B	HR	RBI	SH	SF	HB	BB	SO	SB	CS	SLG	OBP	E
17	Brooklyn (A)	.257	54	210	20	54	9	2	2	30	0	3	1	14	49	10	3	.348	.303	3
	Columbia (A)	.229	9	35	4	8	1	1	1	7	0	1	0	4	14	0	0	.400	.300	0
18	Columbia (A)	.217	84	314	36	68	14	5	10	46	0	2	6	26	93	7	2	.389	.287	3
	St. Lucie (A)	.245	31	102	11	25	3	1	3	17	0	0	0	10	31	4	0	.382	.313	0
Minor League Totals		.234	178	661	71	155	27	9	16	100	0	6	7	54	187	21	5	.375	.297	6

BRYANT, GARRISON RIGHT-HANDED PITCHER

HT: 6-3 WT: 190 B/T: Left/Right

BORN: 12/3/98 in Deerfield, NH

HIGH SCHOOL: Clearwater (FL)

RESIDES: Clearwater, FL

SIGNING SCOUT: Jon Updike

ACQUIRED (SIGNED): Mets 36th-round pick in the 2016 First-Year Player Draft (7/19/16)

YR	CLUB	W-L	ERA	G	GS	CG	SHO	SV	IP	H	R	ER	HR	HB	BB	SO	WP	BK
16	GCL Mets (R)	0-0	9.72	7	0	0	0	0	8.1	15	9	9	0	2	2	5	2	0
17	Kingsport (R)	0-5	8.76	12	5	0	0	0	37.0	52	43	36	5	2	18	33	6	0
18	Kingsport (R)	1-3	5.24	11	8	0	0	0	46.1	52	34	27	7	4	19	54	5	0
Minor League Totals		1-8	7.07	30	13	0	0	0	91.2	119	86	72	12	8	39	92	13	0

BUTTO, JOSÉ RIGHT-HANDED PITCHER

HT: 6-1 WT: 160 B/T: Right/Right

BORN: 3/19/98 in Cumana, Sucre, Venezuela

RESIDES: Cumana, Sucre, Venezuela

SIGNING SCOUT: Héctor Rincones

ACQUIRED (SIGNED): Signed as a non-drafted free agent in 2016 (12/21/16)

YR	CLUB	W-L	ERA	G	GS	CG	SHO	SV	IP	H	R	ER	HR	HB	BB	SO	WP	BK
17	DSL Mets2 (R)	1-1	1.44	15	8	0	0	1	50.0	48	11	8	0	2	9	41	1	1
18	Kingsport (R)	3-0	1.93	6	6	1	0	0	32.2	27	7	7	3	3	11	31	1	1
	Brooklyn (A)	1-2	6.11	6	5	0	0	0	28.0	31	20	19	6	4	11	24	2	0
Minor League Totals		5-3	2.77	27	19	1	0	1	110.2	106	38	34	9	9	31	96	4	2

CABRERA, JAN OUTFIELDER

HT: 6-1 WT: 170 B/T: Right/Right

BORN: 9/11/00 in Santiago, Dominican Republic

RESIDES: Santiago, Dominican Republic

SIGNING SCOUT: Anderson Taveras

ACQUIRED (SIGNED): Signed as a non-drafted free agent in 2018 (5/10/18)

YR	CLUB	AVG	G	AB	R	H	2B	3B	HR	RBI	SH	SF	HB	BB	SO	SB	CS	SLG	OBP	E
18	DSL Mets2 (R)	.156	53	160	22	25	6	1	3	21	0	0	8	36	56	7	4	.263	.338	0

CAMINERO, ARQUIMEDES RIGHT-HANDED PITCHER**MAJOR LEAGUE INVITE**

CAMPOS, YEIZO RIGHT-HANDED PITCHER

HT: 5-11 WT: 175 B/T: Right/Right

BORN: 4/29/96 in Barcelona, Venezuela**RESIDES:** Barcelona, Venezuela**SIGNING SCOUT:** Nestor Moreno & Héctor Rincones**ACQUIRED (SIGNED):** Signed as a non-drafted free agent in 2016 (4/1/16)

YR	CLUB	W-L	ERA	G	GS	CG	SHO	SV	IP	H	R	ER	HR	HB	BB	SO	WP	BK
16	DSL Mets2 (R)	0-2	3.38	4	4	0	0	0	16.0	17	6	6	0	2	3	20	1	0
	DSL Mets 1 (R)	3-1	1.25	8	0	0	0	1	21.2	19	9	3	0	2	6	27	4	1
17	Brooklyn (A)	0-0	4.91	1	0	0	0	0	3.2	6	2	2	1	0	0	6	1	0
	GCL Mets (R)	1-4	3.52	8	7	0	0	0	46.0	35	21	18	1	1	14	49	2	0
	St. Lucie (A)	1-1	5.06	3	3	0	0	0	16.0	17	9	9	1	0	3	8	0	0
18	Brooklyn (A)	0-0	4.05	1	1	0	0	0	6.2	8	3	3	1	1	0	4	0	0
	Columbia (A)	3-4	3.88	17	7	0	0	1	67.1	65	33	29	4	2	18	64	0	0
Minor League Totals		10-14	3.33	51	24	0	0	3	205.2	192	95	76	8	11	52	215	13	2

CAMPUSANO, BRIAM RIGHT-HANDED PITCHER

HT: 6-2 WT: 172 B/T: Right/Right

BORN: 3/26/96 in Santo Domingo, Dominican Republic**RESIDES:** Santo Domingo, Dominican Republic**SIGNING SCOUT:** Daurys Nin**ACQUIRED (SIGNED):** Signed as a non-drafted free agent in 2015 (9/23/15)

YR	CLUB	W-L	ERA	G	GS	CG	SHO	SV	IP	H	R	ER	HR	HB	BB	SO	WP	BK
16	DSL Mets1 (R)	4-4	1.76	13	12	0	0	0	61.1	49	27	12	1	3	12	59	1	1
17	GCL Mets (R)	2-3	3.27	7	4	0	0	0	33.0	32	15	12	0	1	11	30	1	0
	St. Lucie (A)	0-0	2.00	2	1	0	0	0	9.0	5	2	2	0	1	4	6	0	0
	Kingsport (R)	0-2	3.65	2	2	0	0	0	12.1	11	7	5	0	0	3	14	3	0
	Brooklyn (A)	0-1	1.64	2	2	1	0	0	11.0	3	3	2	1	1	2	13	4	0
18	St. Lucie (A)	0-1	2.25	1	1	0	0	0	4.0	2	1	1	0	1	3	4	0	0
	Columbia (A)	1-1	3.55	3	2	0	0	0	12.2	15	6	5	0	0	3	15	3	0
	Brooklyn (A)	3-6	5.26	13	13	0	0	0	53.0	58	37	31	3	3	22	53	3	1
Minor League Totals		10-18	3.21	43	37	1	0	0	196.1	175	98	70	5	10	60	194	15	2

CAPRA, PHIL CATCHER

HT: 5-10 WT: 205 B/T: Switch/Right

BORN: 10/1/96 in North Salem, NY**HIGH SCHOOL:** North Salem (NY)**RESIDES:** Staten Island, NY**COLLEGE:** Wagner**SIGNING SCOUTS:** John Kosciak**ACQUIRED (SIGNED):** Mets 15th-round pick in the 2018 First-Year Player Draft (6/9/18)

YR	CLUB	AVG	G	AB	R	H	2B	3B	HR	RBI	SH	SF	HB	BB	SO	SB	CS	SLG	OBP	E
18	Kingsport (R)	.146	32	103	19	15	1	0	1	11	0	3	1	17	32	0	0	.184	.266	5

CARPIO, LUIS INFIELDER

HT: 6-0 WT: 165 B/T: Right/Right

BORN: 7/11/97 in Caracas, Venezuela**RESIDES:** Port St. Lucie, FL**SIGNING SCOUTS:** Carlos Pérez & Héctor Rincones**ACQUIRED (SIGNED):** Signed as a non-drafted free agent in 2013 (7/11/13)

YR	CLUB	AVG	G	AB	R	H	2B	3B	HR	RBI	SH	SF	HB	BB	SO	SB	CS	SLG	OBP	E
14	DSL Mets2 (R)	.234	60	209	35	49	9	1	1	20	2	2	4	33	33	12	4	.301	.347	13
15	Kingsport (R)	.304	45	181	31	55	10	0	0	22	0	4	5	17	34	9	7	.359	.372	8
16	GCL Mets (R)	.290	8	31	3	9	1	1	0	2	0	0	2	1	11	0	0	.387	.353	0
	Brooklyn (A)	.140	12	43	4	6	2	0	0	1	0	0	1	8	10	0	0	.186	.288	0
17	Columbia (A)	.232	125	474	53	110	18	3	3	36	0	6	2	53	95	17	5	.302	.308	21
18	St. Lucie (A)	.219	112	389	38	85	21	0	12	40	0	6	1	40	80	8	9	.365	.289	14
	Binghamton (AA)	.250	1	4	1	1	0	0	0	0	0	0	0	1	1	1	0	.250	.400	0
Minor League Totals		.237	363	1331	165	315	61	5	16	121	2	18	15	153	264	47	25	.326	.318	56

CASTELLANOS, CARLOS LEFT-HANDED PITCHER

HT: 6-3 WT: 170 B/T: Left/Left

BORN: 1/27/01 in Ciudad Bolivar, Venezuela**RESIDES:** Ciudad Bolivar, Venezuela**SIGNING SCOUT:** Nestor Moreno**ACQUIRED (SIGNED):** Signed as a non-drafted free agent in 2018 (2/15/18)

YR	CLUB	W-L	ERA	G	GS	CG	SHO	SV	IP	H	R	ER	HR	HB	BB	SO	WP	BK
18	DSL Mets1 (R)	0-0	**	2	0	0	0	0	0.0	1	2	1	0	0	4	0	1	0

CATALINA, NERALDO RIGHT-HANDED PITCHER

HT: 6-6 WT: 202 B/T: Right/Right

BORN: 6/21/00 in El Seibo, Dominican Republic**RESIDES:** El Seibo, Dominican Republic**SIGNING SCOUT:** Fernando Encarnación**ACQUIRED (SIGNED):** Signed as a non-drafted free agent in 2018 (7/2/18)

YR	CLUB	W-L	ERA	G	GS	CG	SHO	SV	IP	H	R	ER	HR	HB	BB	SO	WP	BK
18	Signed for 2019																	

CAVALLARO, JOE RIGHT-HANDED PITCHER

HT: 6-4 WT: 190 B/T: Right/Right

BORN: 7/19/95 in Venice, FL**RESIDES:** Venice, FL**SIGNING SCOUT:** Jon Uptide**ACQUIRED (SIGNED):** Mets 24th round pick in the 2017 First-Year Player Draft (6/19/17)

YR	CLUB	W-L	ERA	G	GS	CG	SHO	SV	IP	H	R	ER	HR	HB	BB	SO	WP	BK
17	Kingsport (R)	3-1	2.34	11	5	0	0	0	34.2	23	13	9	1	2	10	35	4	0
18	Columbia (A)	8-2	2.09	13	12	0	0	0	77.1	54	24	18	5	4	26	83	2	0
	Binghamton (AA)	2-4	4.84	9	8	0	0	0	44.2	48	25	24	1	2	18	41	7	0
	St. Lucie (A)	0-0	9.00	1	1	0	0	0	5.0	9	5	5	2	1	1	5	0	0
Minor League Totals		13-7	3.12	34	26	0	0	0	161.2	134	67	56	9	9	55	164	13	0

Cecchini, Gavin INFIELDER**MAJOR LEAGUE INVITE****CÉSPEDES, JORGE** RIGHT-HANDED PITCHER

HT: 6-0 WT: 215 B/T: Left/Right

BORN: 6/26/96 in Las Matas de Farfan, Dominican Republic**RESIDES:** Santo Domingo Oeste, Dominican Republic**SIGNING SCOUT:** Daurys Nin**ACQUIRED (SIGNED):** Signed as a non-drafted free agent in 2016 (3/18/16)

YR	CLUB	W-L	ERA	G	GS	CG	SHO	SV	IP	H	R	ER	HR	HB	BB	SO	WP	BK
16	DSL Mets2 (R)	2-0	3.23	8	6	0	0	0	30.2	32	17	11	3	0	16	25	8	0
	DSL Mets1 (R)	1-1	1.76	5	0	0	0	2	15.1	11	3	3	0	1	3	7	0	0
17	DSL Mets1 (R)	6-2	2.03	13	13	0	0	0	62.0	60	24	14	2	4	14	49	4	0
18	DSL Mets2 (R)	0-1	7.71	2	2	0	0	0	7.0	10	6	6	2	0	4	7	0	0
	GCL Mets (R)	2-1	4.03	11	2	0	0	0	38.0	34	19	17	3	0	8	28	2	0
Minor League Totals		11-5	3.00	39	23	0	0	2	153.0	147	69	51	10	5	45	116	14	0

CHAMBERS, CHASE INFIELDER

HT: 6-1 WT: 250 B/T: Left/Left

BORN: 8/22/95 in Farragut, TN**RESIDES:** Knoxville, TN**SIGNING SCOUTS:** Jarrett England**ACQUIRED (SIGNED):** Mets 18th-round pick in the 2018 First-Year Player Draft (6/16/18)

YR	CLUB	AVG	G	AB	R	H	2B	3B	HR	RBI	SH	SF	HB	BB	SO	SB	CS	SLG	OBP	E
18	Brooklyn (A)	.281	59	217	34	61	13	1	3	30	0	2	3	21	43	2	0	.392	.350	5

CLEVELAND, MATT RIGHT-HANDED PITCHER

HT: 6-5 WT: 185 B/T: Right/Right

BORN: 3/18/98 in Windsor, CT

HIGH SCHOOL: Windsor (CT) HS

RESIDES: Windsor, CT

SIGNING SCOUT: Michael Pesce

ACQUIRED (SIGNED): Mets 12th-round pick in the 2016 First-Year Player Draft (7/8/16)

YR	CLUB	W-L	ERA	G	GS	CG	SHO	SV	IP	H	R	ER	HR	HB	BB	SO	WP	BK
16	GCL Mets (R)	0-1	12.27	7	0	0	0	0	7.1	12	12	10	1	0	6	2	3	0
17	GCL Mets (R)	1-0	2.55	7	4	0	0	0	24.2	13	8	7	0	1	12	17	3	0
18	Kingsport (R)	1-4	4.97	10	10	0	0	0	41.2	41	39	23	3	1	40	26	8	0
Minor League Totals		2-5	4.89	24	14	0	0	0	73.2	66	59	40	4	2	58	45	14	0

COBB, TREY RIGHT-HANDED PITCHER

HT: 6-1 WT: 190 B/T: Right/Right

BORN: 6/24/94 in Broken Arrow, OK

HIGH SCHOOL: Broken Arrow (OK)

RESIDES: Broken Arrow, OK

COLLEGE: Oklahoma State

SIGNING SCOUT: Nathan Beuster

ACQUIRED (SIGNED): Mets eighth-round pick in the 2017 First-Year Player Draft (6/19/17)

CAREER NOTES

College...Ended his college career with 92 career appearances, the most in Oklahoma State history..Became the 14th pitcher in OSU history to record 100 strikeouts in a single season when he did so as a junior at Oklahoma State...In OSU's run to the College World Series in 2016, he posted a 0.64 ERA (one earned run/14.0 innings) and four saves..Was selected in the 12th-round of the 2016 First-Year Player Draft by the Chicago Cubs but returned to college for his final season... Personal...Grandfather, Frank Linzy, played 10 seasons in the majors for the Giants, Cardinals, Phillies and Brewers.

YR	CLUB	W-L	ERA	G	GS	CG	SHO	SV	IP	H	R	ER	HR	HB	BB	SO	WP	BK
17	Brooklyn (A)	1-2	2.63	20	0	0	0	1	27.1	21	12	8	1	2	10	30	2	1
18	Columbia (A)	3-1	2.22	27	0	0	0	10	28.1	34	12	7	4	3	4	33	2	0
	St. Lucie (A)	0-1	4.50	15	0	0	0	2	22.0	19	11	11	3	1	6	19	2	0
Minor League Totals		4-4	3.01	62	0	0	0	13	77.2	74	35	26	8	6	20	82	6	1

COLEMAN, CASEY RIGHT-HANDED PITCHER

HT: 6-0 WT: 185 B/T: Left/Right

BORN: 7/3/87 in Fort Myers, FL**HIGH SCHOOL:** Mariner (FL) HS**RESIDES:** Cape Coral, FL**COLLEGE:** Florida Gulf Coast**SIGNING SCOUT:** Rolando Pino (Chicago-NL)**ACQUIRED (SIGNED):** Signed as a minor league free agent in 2019 (1/3/19)**CAREER NOTES**

MLB Career...Has pitched in parts of four seasons in the majors including three seasons with the Cubs (2010-12) and Royals (2014)...**College...**Was a college teammate of current Red Sox pitcher Chris Sale at FGCU...**High School...**Named one of *Ft. Myers News-Press*' People of the Year in January of 2011 before having his jersey retired at Mariner High School....

Personal...Is a third-generation major leaguer...His dad, Joe, played professionally from 1965-79, boasting a trip to the All-Star Game in 1972 with the Tigers...His grandfather, Joe, had a 10-year major league career (1942-55) including an All-Star season in 1948 with the Philadelphia Athletics...The Colemans are the only family featuring three generations of pitchers in major league history.

YR	CLUB	W-L	ERA	G	GS	CG	SHO	SV	IP	H	R	ER	HR	HB	BB	SO	WP	BK
08	Boise (A)	1-1	4.05	7	4	0	0	0	26.2	27	13	12	4	1	7	24	2	0
	Peoria (A)	2-2	2.70	5	5	0	0	0	23.1	25	11	7	1	0	4	18	0	0
	Daytona (A)	1-0	0.00	1	1	0	0	0	5.0	4	1	0	0	0	2	2	0	0
09	Tennessee (AA)	14-6	3.68	27	27	1	0	0	149.0	142	63	61	8	5	58	84	2	1
10	Iowa (AAA)	10-7	4.07	20	20	2	0	0	117.1	106	58	53	10	2	35	59	4	0
	CHICAGO (NL)	4-2	4.11	12	8	0	0	0	57.0	56	27	26	3	2	25	27	3	0
11	Iowa (AAA)	5-2	3.65	12	12	0	0	0	74.0	69	32	30	11	0	22	54	0	0
	CHICAGO (NL)	3-9	6.40	19	17	0	0	0	84.1	102	62	60	10	4	46	75	3	1
12	Iowa (AAA)	2-4	4.34	13	11	0	0	0	58.0	53	29	28	4	2	25	52	0	0
13	CHICAGO (NL)	0-2	7.40	17	1	0	0	0	24.1	37	20	20	5	0	12	16	1	0
	Iowa (AAA)	5-3	3.16	41	4	0	0	3	88.1	77	35	31	7	1	36	66	6	0
14	Iowa (AAA)	0-0	36.00	1	0	0	0	0	1.0	4	5	4	0	0	2	1	0	0
	Omaha (AAA)	5-1	2.15	34	0	0	0	3	67.0	51	19	16	4	1	26	53	10	0
	KANSAS CITY (AL)	1-0	5.25	10	0	0	0	0	12.0	16	8	7	0	0	6	5	0	0
15	Omaha (AAA)	5-4	4.92	33	6	0	0	1	82.1	102	49	45	6	0	41	54	3	0
16	Tacoma (AAA)	2-0	2.08	27	0	0	0	4	39.0	27	12	9	2	0	12	38	1	0
	Charlotte (A)	1-0	3.38	2	0	0	0	0	2.2	2	1	1	0	0	2	4	0	0
	Durham (AAA)	1-1	3.86	11	0	0	0	0	14.0	13	8	6	1	2	5	16	3	0
17	Fresno (AAA)	3-5	6.75	12	12	0	0	0	64.0	76	50	48	8	2	32	56	5	2
	New Britain (Ind)	2-2	2.49	23	4	0	0	0	43.1	35	15	12	3	0	15	49	5	0
18	Sugar Land (Ind)	3-0	0.96	7	6	0	0	0	37.1	24	4	4	1	0	10	38	1	1
	Iowa (AAA)	2-4	6.91	10	5	0	0	0	28.2	37	24	22	4	1	10	23	1	0
Minor League Totals		59-40	3.99	256	107	3	0	11	840.1	815	410	373	70	17	319	604	37	3
Independent Totals		5-2	1.79	30	10	0	0	0	80.2	59	19	16	4	0	25	87	6	1
Major League Totals		8-13	5.72	58	26	0	0	0	177.2	211	117	113	18	6	89	123	7	1

COLINA, ROBERT RIGHT-HANDED PITCHER

HT: 5-11 WT: 175 B/T: Right/Right

BORN: 4/24/01 in Falcon, Venezuela**RESIDES:** Falcon, Venezuela**SIGNING SCOUT:** Robert Espejo**ACQUIRED (SIGNED):** Signed as a non-drafted free agent in 2017 (7/2/17)

YR	CLUB	W-L	ERA	G	GS	CG	SHO	SV	IP	H	R	ER	HR	HB	BB	SO	WP	BK
18	DSL Mets2 (R)	3-2	2.94	13	9	0	0	0	49.0	42	19	16	3	3	12	49	0	0

CONLON, P.J. LEFT-HANDED PITCHER**MAJOR LEAGUE INVITE****COLÓN, JEFFREY** RIGHT-HANDED PITCHER

HT: 6-1 WT: 170 B/T: Right/Right

BORN: 11/9/99 in Las Matas de Farfan, Dominican Republic**RESIDES:** Las Matas de Farfan, Dominican Republic**SIGNING SCOUT:** Daurys Nin**ACQUIRED (SIGNED):** Signed as a non-drafted free agent in 2017 (10/20/17)

YR	CLUB	W-L	ERA	G	GS	CG	SHO	SV	IP	H	R	ER	HR	HB	BB	SO	WP	BK
18	DSL Mets1 (R)	4-2	4.24	15	3	0	0	2	34.0	30	17	16	0	3	16	33	5	0

COLÓN, YEUDY RIGHT-HANDED PITCHER

HT: 6-2 WT: 235 B/T: Right/Right

BORN: 6/9/95 in Santiago de los Caballeros, Dominican Republic**RESIDES:** Santiago de los Caballeros, Dominican Republic**SIGNING SCOUT:** Fernando Encarnación**ACQUIRED (SIGNED):** Signed as a non-drafted free agent in 2015 (6/6/15)

YR	CLUB	W-L	ERA	G	GS	CG	SHO	SV	IP	H	R	ER	HR	HB	BB	SO	WP	BK
15	DSL Mets1 (R)	1-0	2.63	8	0	0	0	2	13.2	8	7	4	1	0	8	10	7	1
	DSL Mets2 (R)	1-1	2.20	6	0	0	0	1	16.1	13	9	4	0	3	7	17	3	0
16	DSL Mets2 (R)	0-1	3.60	3	2	0	0	0	5.0	6	3	2	0	1	4	6	0	0
	GCL Mets (R)	4-2	4.84	16	0	0	0	1	22.1	17	13	12	0	1	18	25	8	0
17	Kingsport (R)	0-2	3.90	17	0	0	0	2	27.2	26	18	12	2	0	23	29	7	1
18	Brooklyn (A)	4-4	1.95	25	0	0	0	3	32.1	21	14	7	1	7	23	31	4	2
Minor League Totals		10-10	3.14	75	2	0	0	9	117.1	91	64	41	4	12	83	118	29	4

CONSUEGRA, STANLEY OUTFIELDER

HT: 6-2 WT: 166 B/T: Right/Right

BORN: 9/24/00 in Santo Domingo, Dominican Republic**RESIDES:** Santo Domingo, Dominican Republic**SIGNING SCOUT:** Gerardo Cabrera**ACQUIRED (SIGNED):** Signed as a non-drafted free agent in 2017 (7/2/17)

YR	CLUB	AVG	G	AB	R	H	2B	3B	HR	RBI	SH	SF	HB	BB	SO	SB	CS	SLG	OBP	E
18	DSL Mets2 (R)	.217	51	189	23	41	12	3	2	26	0	1	5	17	41	4	4	.344	.297	1
	GCL Mets (R)	.192	13	52	9	10	1	1	2	13	0	1	1	9	5	5	0	.365	.317	0
Minor League Totals		.212	64	241	32	51	13	4	4	39	0	2	6	26	46	9	4	.349	.302	1

CORNIELLY, JOSHUA RIGHT-HANDED PITCHER

HT: 6-2 WT: 175 B/T: Right/Right

BORN: 1/15/01 in Miranda, Venezuela**RESIDES:** Caracas, Venezuela**SIGNING SCOUT:** Carlos Pérez**ACQUIRED (SIGNED):** Signed as a non-drafted free agent in 2017 (9/28/17)

YR	CLUB	W-L	ERA	G	GS	CG	SHO	SV	IP	H	R	ER	HR	HB	BB	SO	WP	BK
18	DSL Mets1 (R)	4-0	3.25	14	0	0	0	2	27.2	35	16	10	0	1	8	27	2	0

CORREA, MARCOS RIGHT-HANDED PITCHER

HT: 6-3 WT: 195 B/T: Right/Right

BORN: 1/31/00 in Venezuela**RESIDES:** Puerto Ordaz, Venezuela**SIGNING SCOUT:** Ismael Pérez**ACQUIRED (SIGNED):** Signed as a non-drafted free agent in 2017 (2/24/17)

YR	CLUB	W-L	ERA	G	GS	CG	SHO	SV	IP	H	R	ER	HR	HB	BB	SO	WP	BK
17	DSL Mets2 (R)	2-1	4.32	15	2	0	0	2	33.1	42	19	16	0	2	16	35	3	0
18	DSL Mets1 (R)	0-0	2.79	3	3	0	0	0	9.2	6	5	3	0	2	4	6	2	0
	GCL Mets (R)	0-0	5.87	6	0	0	0	2	15.1	20	12	10	0	4	9	10	2	0
Minor League Totals		2-1	4.47	24	5	0	0	4	58.1	68	36	29	0	8	29	51	7	0

CORTES, CARLOS INFIELDER/OUTFIELDER

HT: 5-7 WT: 197 B/T: Left/Switch

BORN: 6/30/97 in Orlando, FL**RESIDES:** Columbia, SC**SIGNING SCOUT:** Daniel Coles**ACQUIRED (SIGNED):** Mets third-round pick in the 2018 First-Year Player Draft (6/25/18)

YR	CLUB	AVG	G	AB	R	H	2B	3B	HR	RBI	SH	SF	HB	BB	SO	SB	CS	SLG	OBP	E
18	Brooklyn (A)	.264	47	178	26	47	5	2	4	24	1	2	4	17	34	1	0	.382	.338	7

DAVIS, RAJAI OUTFIELDER**MAJOR LEAGUE INVITE**

DE JESUS, JENDER RIGHT-HANDED PITCHER

HT: 6-2 WT: 165 B/T: Right/Right

BORN: 1/3/98 in San Cristobal, Dominican Republic**RESIDES:** San Cristobal, Dominican Republic**SIGNING SCOUT:** Marciano Álvarez**ACQUIRED (SIGNED):** Signed as a non-drafted free agent in 2017 (3/9/17)

YR	CLUB	W-L	ERA	G	GS	CG	SHO	SV	IP	H	R	ER	HR	HB	BB	SO	WP	BK
17	DSL Mets (R)	4-0	3.60	15	3	0	0	1	35.0	32	19	14	0	1	13	37	11	1
18	DSL Mets1 (R)	0-1	6.30	3	3	0	0	0	10.0	9	12	7	0	1	4	11	2	0
	GCL Mets (R)	1-3	7.03	11	2	0	0	1	24.1	27	26	19	3	6	13	23	1	1
Minor League Totals		5-4	5.19	29	8	0	0	2	69.1	68	57	40	3	8	30	71	14	2

DE LA ROSA, JUAN OUTFIELDER

HT: 6-3 WT: 205 B/T: Right/Right

BORN: 6/22/98 in Santo Domingo, Dominican Republic**RESIDES:** Santo Domingo, Dominican Republic**SIGNING SCOUT:** Fernando Encarnación**ACQUIRED (SIGNED):** Signed as a non-drafted free agent in 2016 (7/21/16)

YR	CLUB	AVG	G	AB	R	H	2B	3B	HR	RBI	SH	SF	HB	BB	SO	SB	CS	SLG	OBP	E
17	DSL Mets2 (R)	.250	8	24	4	6	0	1	1	6	0	0	0	2	3	2	1	.458	.308	0
18	DSL Mets1 (R)	.254	60	224	27	57	6	8	3	34	0	0	4	15	71	9	8	.393	.313	1
Minor League Totals		.254	68	248	31	63	6	9	4	40	0	0	4	17	74	11	9	.399	.312	1

DÍAZ, EDINSON RIGHT-HANDED PITCHER

HT: 6-0 WT: 170 B/T: Right/Right

BORN: 12/25/95 in La Victoria, Dominican Republic**RESIDES:** La Victoria, Dominican Republic**SIGNING SCOUTS:** Hilario Soriano & Gerardo Cabrera**ACQUIRED (SIGNED):** Signed as a non-drafted free agent in 2018 (6/3/18)

YR	CLUB	W-L	ERA	G	GS	CG	SHO	SV	IP	H	R	ER	HR	HB	BB	SO	WP	BK
18	DSL Mets2 (R)	1-0	0.00	3	0	0	0	1	4.0	0	0	0	0	0	3	5	1	0
	DSL Mets1 (R)	2-2	4.50	5	4	0	0	0	18.0	19	9	9	0	1	6	17	2	0
Minor League Totals		3-2	3.68	8	4	0	0	1	22.0	19	9	9	0	1	9	22	3	0

DÍAZ, PATRICIO OUTFIELDER

HT: 5-10 WT: 171 B/T: Left/Right

BORN: 3/13/01 in Dajabon, Dominican Republic**RESIDES:** Dajabon, Dominican Republic**ACQUIRED (SIGNED):** Signed as a non-drafted free agent in 2017 (7/21/17)

YR	CLUB	AVG	G	AB	R	H	2B	3B	HR	RBI	SH	SF	HB	BB	SO	SB	CS	SLG	OBP	E
18	DSL Mets1 (R)	.207	43	135	22	28	4	2	0	13	0	3	6	30	48	4	3	.267	.368	0

DIBRELL, TONY RIGHT-HANDED PITCHER

HT: 6-3 WT: 190 B/T: Right/Right

BORN: 11/8/95 in Alpharetta, GA**RESIDES:** Kennesaw, GA**SIGNING SCOUTS:** Tommy Jackson**ACQUIRED (SIGNED):** Mets fourth-round pick in the 2017 First-Year Player Draft (6/19/17)**CAREER NOTES**

College (2017)...Named to the 2017 Second Team All-ASUN...His 2.45 ERA ranked third best in KSU D-I history for a single season...Posted a 7-4 record with a career-high three complete games, which is third best in KSU history for a single season...The three complete games (one shutout) ranked third best in program history and second in ASUN during 2017.

YR	CLUB	W-L	ERA	G	GS	CG	SHO	SV	IP	H	R	ER	HR	HB	BB	SO	WP	BK
17	Brooklyn (A)	1-1	5.03	12	0	0	0	0	19.2	19	13	11	4	2	8	28	3	0
18	Columbia (A)	7-6	3.50	23	23	1	0	0	131.0	112	60	51	10	9	54	147	12	1
Minor League Totals		8-7	3.70	35	23	1	0	0	150.2	131	73	62	14	11	62	175	15	1

DIROCIE, ANTHONY OUTFIELDER

HT: 6-0 WT: 172 B/T: Right/Right

BORN: 4/24/97 in Santo Domingo, Dominican Republic**RESIDES:** Santo Domingo, Dominican Republic**SIGNING SCOUTS:** Hilario Soriano & Gerardo Cabrera**ACQUIRED (SIGNED):** Signed as a non-drafted free agent in 2013 (10/16/13)

YR	CLUB	AVG	G	AB	R	H	2B	3B	HR	RBI	SH	SF	HB	BB	SO	SB	CS	SLG	OBP	E
14	DSL Mets2 (R)	.221	33	95	16	21	6	0	0	14	0	3	1	15	22	3	1	.284	.325	2
15	DSL Mets1 (R)	.266	63	222	34	59	15	6	2	28	3	1	4	36	83	11	2	.414	.376	5
	GCL Mets (R)	.083	6	24	3	2	1	1	0	0	0	0	0	14	0	0	0	.208	.083	0
16	GCL Mets (R)	.253	44	162	32	41	10	5	2	18	1	2	4	25	52	7	2	.414	.363	2
17	Kingsport (R)	.245	61	237	31	58	19	3	11	48	0	0	0	14	93	3	2	.489	.287	2
18	Kingsport (R)	.408	14	49	11	20	4	2	3	14	0	1	3	6	8	1	3	.755	.492	0
	Brooklyn (A)	.230	44	148	19	34	9	1	2	22	1	1	2	22	47	5	1	.345	.335	1
Minor League Totals		.251	265	937	146	235	64	18	20	144	5	8	14	118	319	30	11	.422	.341	12

DOMÍNGUEZ, CARLOS OUTFIELDER

HT: 6-1 WT: 190 B/T: Right/Right

BORN: 10/11/99 in San Pedro de Macorís, Dominican Republic**RESIDES:** San Pedro de Macorís, Dominican Republic**ACQUIRED (SIGNED):** Signed as a non-drafted free agent in 2018 (6/15/18)

YR	CLUB	W-L	ERA	G	GS	CG	SHO	SV	IP	H	R	ER	HR	HB	BB	SO	WP	BK
18																		

Signed for 2019

DOMÍNGUEZ, CHRISTOFER LEFT-HANDED PITCHER

HT: 6-2 WT: 190 B/T: Left/Left

BORN: 1/3/00 in Montecristi, Dominican Republic**RESIDES:** Montecristi, Dominican Republic**SIGNING SCOUT:** Anderson Taveras**ACQUIRED (SIGNED):** Signed as a non-drafted free agent in 2016 (12/13/16)**CAREER NOTES****2018...**DSL#2 Sterling Award Winner.

YR	CLUB	W-L	ERA	G	GS	CG	SHO	SV	IP	H	R	ER	HR	HB	BB	SO	WP	BK
17	DSL Mets1 (R)	0-3	2.76	14	2	0	0	1	32.2	35	15	10	2	0	12	37	2	1
18	DSL Mets2 (R)	5-1	1.50	9	9	0	0	0	48.0	31	9	8	2	3	16	43	2	0
	DSL Mets1 (R)	1-0	0.00	1	1	0	0	0	5.0	3	0	0	0	0	1	3	0	0
	GCL Mets (R)	1-0	6.35	3	0	0	0	0	5.2	6	5	4	0	0	4	6	1	1
Minor League Totals		7-4	2.17	27	12	0	0	1	91.1	75	29	22	4	3	33	89	5	2

ESCALONA, JHONFRAN RIGHT-HANDED PITCHER

HT: 6-0 WT: 160 B/T: Right/Right

BORN: 4/8/99 in Miranda, Venezuela**RESIDES:** Caracas, Venezuela**SIGNING SCOUT:** Carlos Pérez**ACQUIRED (SIGNED):** Signed as a non-drafted free agent in 2017 (4/20/17)

YR	CLUB	W-L	ERA	G	GS	CG	SHO	SV	IP	H	R	ER	HR	HB	BB	SO	WP	BK
17	DSL Mets1 (R)	1-1	3.86	15	0	0	0	3	21.0	20	9	9	2	1	3	17	1	1
18	DSL Mets1 (R)	4-0	1.88	16	1	0	0	4	48.0	32	13	10	1	1	6	31	2	0
Minor League Totals		5-1	2.48	31	1	0	0	7	69.0	52	22	19	3	2	9	48	3	1

ESCORCHA, JEFFERSON LEFT-HANDED PITCHER

HT: 5-10 WT: 160 B/T: Left/Left

BORN: 10/04/99 in Puerto Piritu, Venezuela**RESIDES:** Puerto Piritu, Venezuela**SIGNING SCOUTS:** Ismael Pérez & Héctor Rincones**ACQUIRED (SIGNED):** Signed as a non-drafted free agent in 2016 (7/19/16)

YR	CLUB	W-L	ERA	G	GS	CG	SHO	SV	IP	H	R	ER	HR	HB	BB	SO	WP	BK
17	DSL Mets2 (R)	3-2	1.86	21	0	0	0	5	29.0	24	10	6	0	0	16	28	2	0
18	DSL Mets2 (R)	2-3	1.69	15	0	0	0	5	32.0	13	9	6	2	3	7	41	1	0
	DSL Mets1 (R)	3-0	1.42	5	3	0	0	0	25.1	20	6	4	1	5	5	22	0	0
Minor League Totals		8-5	1.67	41	3	0	0	10	86.1	57	25	16	3	8	28	91	3	0

ESPINO, SEBASTIAN INFIELDER

HT: 6-2 WT: 172 B/T: Right/Right

BORN: 5/29/00 in Bonao, Dominican Republic**RESIDES:** Bonao, Dominican Republic**SIGNING SCOUT:** Daurys Nin**ACQUIRED (SIGNED):** Signed as a non-drafted free agent in 2016 (7/2/16)

YR	CLUB	AVG	G	AB	R	H	2B	3B	HR	RBI	SH	SF	HB	BB	SO	SB	CS	SLG	OBP	E
17	DSL Mets1 (R)	.267	64	240	36	64	16	9	2	35	0	2	5	22	60	6	5	.433	.338	21
	GCL Mets (R)	.176	4	17	1	3	2	1	0	2	0	0	0	1	6	0	0	.412	.222	5
18	GCL Mets (R)	.267	46	150	20	40	13	1	0	18	2	2	0	15	39	4	3	.367	.329	6
Minor League Totals		.263	114	407	57	107	31	11	2	55	2	4	5	38	105	10	8	.408	.330	32

FERMIN, EDGARDO INFIELDER

HT: 6-2 WT: 170 B/T: Right/Right

BORN: 5/28/98 in Puerto Ordaz, Venezuela**RESIDES:** Puerto Ordaz, Venezuela**SIGNING SCOUTS:** Nestor Moreno & Héctor Rincones**ACQUIRED (SIGNED):** Signed as a non-drafted free agent in 2014 (7/2/14)

YR	CLUB	AVG	G	AB	R	H	2B	3B	HR	RBI	SH	SF	HB	BB	SO	SB	CS	SLG	OBP	E
15	DSL Mets1 (R)	.262	47	164	33	43	3	0	2	21	4	2	7	26	37	6	2	.317	.382	17
16	DSL Mets1 (R)	.230	57	174	18	40	5	5	0	22	1	4	4	32	27	10	2	.316	.355	4
17	Kingsport (R)	.352	17	71	19	25	7	0	0	10	0	0	0	9	14	1	2	.451	.425	9
	Brooklyn (A)	.219	23	73	7	16	1	1	1	5	0	0	0	8	22	3	0	.301	.296	0
18	Columbia (A)	.210	109	429	56	90	19	7	8	39	3	7	4	28	108	9	8	.343	.261	18
Minor League Totals		.235	253	911	133	214	35	13	11	97	8	13	15	103	208	29	14	.338	.319	48

FLORES, YADIEL RIGHT-HANDED PITCHER

HT: 6-2 WT: 165 B/T: Right/Right

BORN: 7/31/99 in Yabucoa, Puerto Rico**RESIDES:** Yabucoa, Puerto Rico**SIGNING SCOUT:** César Aranguren**ACQUIRED (SIGNED):** Mets 20th-round pick in the 2017 First-Year Player Draft (6/26/17)

YR	CLUB	W-L	ERA	G	GS	CG	SHO	SV	IP	H	R	ER	HR	HB	BB	SO	WP	BK
17	GCL Mets (R)	0-0	5.19	8	0	0	0	1	8.2	12	9	5	0	4	7	6	2	4
18	GCL Mets (R)	0-0	6.39	16	0	0	0	0	12.2	22	9	9	2	2	3	9	1	1
Minor League Totals		0-0	5.91	24	0	0	0	1	21.1	34	18	14	2	6	10	15	3	5

FRANCO, J.J. INFIELDER

HT: 5-9 WT: 180 B/T: Right/Right

BORN: 2/2/92 in Brooklyn, NY**RESIDES:** New York City, NY**SIGNING SCOUT:** Dennis Sheehan (Atlanta)**ACQUIRED (SIGNED):** Signed as a minor league free agent in 2017 (7/22/17)**CAREER NOTES****Personal...**Is the son of former Met John Franco...**Draft History...**Selected by the New York Mets in the 42nd-round of the 2010 First-Year Player Draft...Selected by the Atlanta Braves in the 38th Round of the 2014 First-Year Player Draft.

YR	CLUB	AVG	G	AB	R	H	2B	3B	HR	RBI	SH	SF	HB	BB	SO	SB	CS	SLG	OBP	E
14	GCL Braves (R)	.347	31	101	17	35	2	0	1	14	1	0	3	10	16	1	4	.396	.421	0
15	Rome Braves (A)	.100	6	20	3	2	0	0	0	1	0	0	0	1	5	0	2	.100	.143	0
16	AZL White Sox (R)	.158	6	19	1	3	0	0	0	1	0	0	0	3	3	0	1	.158	.273	0
16	GF Voyagers (R)	.206	18	63	7	13	5	0	0	4	2	2	1	5	13	0	1	.286	.268	2
17	Winston-Salem (A)	.233	12	30	1	7	3	0	0	2	0	0	0	7	9	1	1	.333	.378	1
17	Kannapolis (A)	.306	12	36	2	11	1	0	0	6	1	0	0	5	6	0	1	.333	.390	0
17	Columbia (A)	.277	36	137	17	38	6	0	0	10	2	0	0	23	27	3	1	.321	.381	6
18	St. Lucie (A)	.296	33	81	9	24	3	0	0	5	1	2	1	10	17	1	2	.333	.372	2
	Binghamton (AA)	.120	22	50	5	6	2	0	0	2	1	0	0	11	17	0	1	.160	.279	1
Minor League Totals		.259	176	537	62	139	22	0	1	45	8	4	5	75	113	6	14	.305	.353	12

FRANCO, JHON RIGHT-HANDED PITCHER

HT: 6-0 WT: 175 B/T: Right/Right

BORN: 8/24/99 in Estadio Sucre, Venezuela**RESIDES:** Estadio Sucre, Venezuela**SIGNING SCOUT:** Nestor Moreno**ACQUIRED (SIGNED):** Signed as a non-drafted free agent in 2018 (7/2/18).

YR	CLUB	W-L	ERA	G	GS	CG	SHO	SV	IP	H	R	ER	HR	HB	BB	SO	WP	BK	
18																			Signed for 2019

GARAY, GAVIN INFIELDER

HT: 6-2 WT: 205 B/T: Right/Right

BORN: 6/18/97 in LaGrangeville, NY**RESIDES:** Lagrangeville, NY**SIGNING SCOUT:** Jon Updike**ACQUIRED (SIGNED):** Mets 26th-round pick in the 2017 First-Year Player Draft (6/17/17)

YR	CLUB	AVG	G	AB	R	H	2B	3B	HR	RBI	SH	SF	HB	BB	SO	SB	CS	SLG	OBP	E
17	Kingsport (R)	.246	36	130	22	32	5	0	3	13	0	1	2	10	47	1	0	.354	.308	5
18	Kingsport (R)	.329	18	70	15	23	3	0	5	20	0	2	1	4	17	0	0	.586	.364	2
Minor League Totals		.275	54	200	37	55	8	0	8	33	0	3	3	14	64	1	0	.435	.327	7

GARCÍA, BENITO RIGHT-HANDED PITCHER

HT: 6-0 WT: 165 B/T: Right/Right

BORN: 3/10/00 in Santo Domingo, Dominican Republic**RESIDES:** Santo Domingo, Dominican Republic**SIGNING SCOUTS:** Fernando Encarnación**ACQUIRED (SIGNED):** Signed as a non-drafted free agent in 2017 (11/23/17)

YR	CLUB	W-L	ERA	G	GS	CG	SHO	SV	IP	H	R	ER	HR	HB	BB	SO	WP	BK
18	DSL Mets1 (R)	2-3	3.93	14	10	0	0	1	50.1	51	27	22	1	2	11	58	6	4

GERMÁN, ANDRÉS RIGHT-HANDED PITCHER

HT: 6-1 WT: 165 B/T: Right/Right

BORN: 5/16/97 in San Cristobal, Dominican Republic**RESIDES:** Nigua, Dominican Republic**ACQUIRED (SIGNED):** Signed as a non-drafted free agent in 2016 (9/8/16)

YR	CLUB	W-L	ERA	G	GS	CG	SHO	SV	IP	H	R	ER	HR	HB	BB	SO	WP	BK
17	DSL Mets2 (R)	0-1	4.55	7	6	0	0	0	27.2	34	15	14	1	4	7	12	3	0
	DSL Mets1 (R)	2-1	3.00	6	0	0	0	1	15.0	11	5	5	2	0	8	11	2	0
18	DSL Mets2 (R)	2-2	3.13	9	6	1	0	0	37.1	36	19	13	0	3	10	29	2	0
	DSL Mets1 (R)	3-0	0.76	6	6	1	0	0	35.2	21	6	3	1	4	5	29	1	0
Minor League Totals		7-4	2.72	28	18	2	0	1	115.2	102	45	35	4	11	30	81	8	0

GHELFI, MITCH CATCHER

HT: 5-11 WT: 185 B/T: Switch/Right

BORN: 9/24/92 in La Crosse, WI

HIGH SCHOOL: La Cross Central (WI) HS

RESIDES: Wesley Chapel, FL

COLLEGE: Wisconsin-Milwaukee

SIGNING SCOUT: Harvey Kuenn, Jr. (Milwaukee)

ACQUIRED (SIGNED): Mets Rule 5 Draft Pick in the 2018 Rule 5 Draft (12/13/18)

CAREER NOTES

College...Played four years at UW-Milwaukee...In 2013, he was named to the Louisville Slugger Freshman All-American Team and Perfect Game College Freshman All-American First Team...**High School**...Was an all-conference hockey and soccer player...**Personal**...His father, Andy, played in the Cleveland and San Francisco organizations...His uncle, Tony, played in the Cleveland, Philadelphia and San Diego organizations, and his grandfather Richard played in the St. Louis organization...His brother Drew also played in the Brewers system from 2013-14.

YR	CLUB	AVG	G	AB	R	H	2B	3B	HR	RBI	SH	SF	HB	BB	SO	SB	CS	SLG	OBP	E
15	AZL Brewers (R)	.189	13	37	5	7	0	1	0	3	0	0	0	3	12	1	1	.243	.250	0
	Helena (R)	.306	20	72	10	22	5	0	0	9	0	0	0	11	14	0	0	.375	.398	0
16	Wisconsin (A)	.326	73	285	44	93	15	1	5	32	0	1	6	23	58	3	2	.439	.387	4
	Brevard County (A)	.248	30	117	9	29	10	0	0	12	0	0	3	1	22	1	0	.333	.273	4
17	Carolina (A)	.304	17	56	5	17	5	1	0	5	0	0	0	5	11	2	2	.429	.361	0
	AZL Brewers (R)#	.200	2	5	1	1	0	0	1	2	0	0	0	2	2	0	0	.800	.429	0
	Wisconsin (A)	.211	17	57	4	12	4	0	0	7	0	2	3	3	12	0	0	.281	.277	0
18	Carolina (A)	.143	7	21	2	3	0	0	0	1	0	0	0	1	7	1	0	.143	.182	1
	Biloxi (AA)	.220	14	50	1	11	1	0	0	1	0	0	2	3	6	1	0	.240	.291	1
	Mobile (AA)	.272	24	81	11	22	4	1	3	17	0	2	0	6	19	3	0	.457	.315	1
Minor League Totals		.278	217	781	92	217	44	4	9	89	0	5	14	58	163	12	5	.379	.337	11

GIBBONS, MICHAEL RIGHT-HANDED PITCHER

HT: 6-4 WT: 205 B/T: Right/Right

BORN: 4/24/93 in Hartford, CT

HIGH SCHOOL: Avon Old Farms (CT)

RESIDES: Simsbury, CT

COLLEGE: Wheaton (IL)

SIGNING SCOUT: JP Ricciardi

ACQUIRED (SIGNED): Signed as a non-drafted free agent in 2014 (8/22/14)

YR	CLUB	W-L	ERA	G	GS	CG	SHO	SV	IP	H	R	ER	HR	HB	BB	SO	WP	BK	
15	Binghamton (AA)	0-1	4.26	1	1	0	0	0	6.1	4	3	3	1	0	1	3	0	0	
	Brooklyn (A)	2-0	5.91	2	2	1	0	0	10.2	11	7	7	1	1	3	10	2	0	
	Savannah (A)	2-3	2.88	6	6	1	0	0	34.1	43	17	11	3	1	11	23	1	0	
	St. Lucie (A)	0-1	3.50	3	3	1	0	0	18.0	17	8	7	0	2	3	11	1	0	
16	Did Not Play - Injured																		
	GCL Mets (R)	0-0	20.25	1	1	0	0	0	1.1	2	3	3	1	0	1	2	0	0	
	Brooklyn (A)	0-2	7.59	3	3	0	0	0	10.2	14	9	9	0	1	6	12	1	0	
18	St. Lucie (A)	0-3	8.62	3	3	0	0	0	15.2	26	15	15	0	1	5	12	0	0	
	Binghamton (AA)	1-1	0.00	2	2	0	0	0	8.1	10	2	0	0	0	2	7	0	0	
	St. Lucie (A)	5-7	3.51	18	17	0	0	0	89.2	83	40	35	6	4	35	69	4	0	
Minor League Totals		10-18	4.15	39	38	3	0	0	195.0	210	104	90	12	10	67	149	9	0	

GILLIAM, RYLEY RIGHT-HANDED PITCHER

HT: 5-10 WT: 170 B/T: Right/Right

BORN: 8/11/96 in Marietta, GA

HIGH SCHOOL: Kennesaw Mountain (GA)

RESIDES: Kennesaw, GA

COLLEGE: Clemson

SIGNING SCOUT: Daniel Coles

ACQUIRED (SIGNED): Mets fifth-round pick in the 2018 First-Year Player Draft (6/18/18)

YR	CLUB	W-L	ERA	G	GS	CG	SHO	SV	IP	H	R	ER	HR	HB	BB	SO	WP	BK
18	Binghamton (AA)	0-1	2.08	17	0	0	0	5	17.1	11	4	4	1	0	13	31	2	1

GIMÉNEZ, ANDRÉS INFILDER**MAJOR LEAGUE INVITE**

GLADU, RAPHAEL OUTFIELDER

HT: 6-2 WT: 200 B/T: Left/Right

BORN: 6/23/95 in Trois Rivières, QC, Canada

HIGH SCHOOL: Académie Les Estacades (QC)

RESIDES: Galveston, TX

COLLEGE: Louisiana Tech

SIGNING SCOUTS: Jet Butler

ACQUIRED (SIGNED): Mets 16th-round pick in the 2017 First-Year Player Draft (6/18/17)

CAREER NOTES

College...Batted .381 during his senior season at Louisiana Tech, winning the Conference-USA batting title...Was named to the ABCA/Rawlings South Central all-Region team as a senior...**High School**...Played both baseball and hockey.

YR	CLUB	AVG	G	AB	R	H	2B	3B	HR	RBI	SH	SF	HB	BB	SO	SB	CS	SLG	OBP	E
17	Kingsport (R)	.269	36	130	17	35	5	1	2	14	0	1	1	14	15	2	2	.369	.342	2
18	Columbia (A)	.275	71	262	31	72	13	4	1	25	1	1	3	16	41	12	5	.366	.323	3
	St. Lucie (A)	.206	18	68	6	14	4	0	2	12	0	1	0	4	10	2	1	.353	.247	1
Minor League Totals		.263	125	460	54	121	22	5	5	51	1	3	4	34	66	16	8	.365	.317	6

GONZÁLEZ, BRAILIN LEFT-HANDED PITCHER

HT: 6-2 WT: 180 B/T: Left/Left

BORN: 9/23/99 in Nagua, María Trinidad Sánchez, Dominican Republic

RESIDES: Nagua, María Trinidad Sánchez, Dominican Republic

SIGNING SCOUT: Fernando Encarnación

ACQUIRED (SIGNED): Signed as a non-drafted free agent in 2017 (8/14/17)

YR	CLUB	W-L	ERA	G	GS	CG	SHO	SV	IP	H	R	ER	HR	HB	BB	SO	WP	BK
18	DSL Mets2 (R)	4-4	3.71	14	11	0	0	0	51.0	50	25	21	1	5	23	53	8	1

GONZÁLEZ, HAROL RIGHT-HANDED PITCHER

HT: 6-0 WT: 170 B/T: Right/Right

BORN: 3/2/95 in Santo Domingo, Dominican Republic

RESIDES: Pedro Brand, Dominican Republic

SIGNING SCOUT: Daurys Nin

ACQUIRED (SIGNED): Signed as a non-drafted free agent in 2014 (3/26/14)

CAREER NOTES

2016...Was selected an New York-Penn League mid-season All-Star and a *Baseball America* short-season All-Star...Led the NYPL in ERA (2.01) and strikeouts (88)...Ranked among the league leaders in wins (7, 3rd), innings pitched (85.0, 2nd) and WHIP (1.01, T-2nd)

YR	CLUB	W-L	ERA	G	GS	CG	SHO	SV	IP	H	R	ER	HR	HB	BB	SO	WP	BK
14	DSL Mets1 (R)	1-0	3.00	8	0	0	0	2	21.0	24	8	7	0	0	3	27	3	0
	DSL Mets2 (R)	1-3	3.41	7	7	0	0	0	29.0	27	18	11	1	5	8	26	10	0
15	Kingsport (R)	2-4	4.96	13	9	1	0	1	65.1	68	45	36	12	6	9	56	3	0
16	Brooklyn (A)	7-3	2.01	14	13	0	0	0	85.0	69	20	19	2	6	17	88	4	1
17	Columbia (A)	9-8	3.56	20	20	3	0	0	126.1	123	56	50	11	8	37	91	5	0
	St. Lucie (A)	0-1	3.18	3	3	0	0	0	11.1	10	7	4	2	1	3	9	0	0
18	St. Lucie (A)	1-6	2.82	13	12	2	0	0	73.1	62	27	23	6	5	19	59	7	0
	Las Vegas (AAA)	0-9	7.79	9	9	0	0	0	52.0	79	48	45	10	1	17	30	5	1
	Binghamton (AA)	0-1	3.00	1	1	1	0	0	6.0	4	2	2	0	0	2	1	0	0
Minor League Totals		21-35	3.78	88	74	7	0	3	469.1	466	231	197	44	32	115	387	37	2

GONZÁLEZ, MOISES OUTFIELDER

HT: 5-11 WT: 176 B/T: Right/Right

BORN: 6/10/00 in Barquisimeto, Venezuela

RESIDES: Barquisimeto, Venezuela

SIGNING SCOUTS: Robert Espejo & Héctor Rincones

ACQUIRED (SIGNED): Signed as a non-drafted free agent in 2016 (7/2/16)

YR	CLUB	AVG	G	AB	R	H	2B	3B	HR	RBI	SH	SF	HB	BB	SO	SB	CS	SLG	OBP	E
17	DSL Mets1 (R)	.286	42	126	20	36	2	3	0	13	1	0	1	21	25	4	4	.349	.392	0
18	DSL Mets1 (R)	.199	47	151	25	30	4	2	1	14	1	1	5	24	31	13	9	.272	.326	4
Minor League Totals		.238	89	277	45	66	6	5	1	27	2	1	6	45	56	17	13	.307	.356	4

GONZÁLEZ, SAÚL RIGHT-HANDED PITCHER

HT: 6-7 WT: 235 B/T: Right/Right

BORN: 12/28/95 in Cidra, Puerto Rico

HIGH SCHOOL: Monteverde Academy (FL)

RESIDES: Cidra, Puerto Rico

SIGNING SCOUT: Jon Updike

ACQUIRED (SIGNED): Signed as a non-drafted free agent in 2018 (6/9/18)

YR	CLUB	W-L	ERA	G	GS	CG	SHO	SV	IP	H	R	ER	HR	HB	BB	SO	WP	BK
18	GCL Mets (R)	0-0	11.57	3	0	0	0	0	2.1	5	3	3	1	0	2	1	1	0

GRANADILLO, GUILLERMO OUTFIELDER

HT: 6-0 WT: 192 B/T: Right/Right

BORN: 2/12/97 in Valencia, Venezuela

RESIDES: Maracaibo, Venezuela

SIGNING SCOUTS: Héctor Rincones & Ismael Pérez

ACQUIRED (SIGNED): Signed as a non-drafted free agent in 2015 (11/10/15)

YR	CLUB	AVG	G	AB	R	H	2B	3B	HR	RBI	SH	SF	HB	BB	SO	SB	CS	SLG	OBP	E
16	DSL Mets1 (R)	.286	68	248	26	71	15	0	2	33	3	2	3	22	33	22	8	.371	.356	6
17	GCL Mets (R)	.301	42	156	26	47	8	2	1	11	0	1	4	16	23	17	4	.397	.379	3
	Brooklyn (A)	.236	19	55	6	13	1	0	0	2	1	0	0	5	12	5	2	.255	.300	1
18	Kingsport (R)	.303	51	198	44	60	3	0	1	23	2	0	5	26	38	21	8	.333	.397	2
Minor League Totals		.291	180	657	102	191	27	2	4	69	6	3	12	72	106	65	22	.356	.370	12

GUERRERO, GREGORY INFIELDER

HT: 6-1 WT: 178 B/T: Right/Right

BORN: 1/20/99 in Bani, Dominican Republic

RESIDES: Bani, Dominican Republic

SIGNING SCOUT: Daurys Nin

ACQUIRED (SIGNED): Signed as a non-drafted free agent in 2015 (7/2/15)

CAREER NOTES

Personal...Valedictorian of the 2017 Cenepec Graduation which he attended at the Mets Dominican Academy.

YR	CLUB	AVG	G	AB	R	H	2B	3B	HR	RBI	SH	SF	HB	BB	SO	SB	CS	SLG	OBP	E
16	DSL Mets1 (R)	.247	64	247	32	61	10	0	0	20	1	4	2	28	51	10	2	.287	.324	12
17	GCL Mets (R)	.217	38	143	17	31	3	1	0	12	2	1	1	7	27	1	3	.252	.257	10
18	Did Not Play - Injured																			
Minor League Totals		.236	102	390	49	92	13	1	0	32	3	5	3	35	78	11	5	.274	.300	22

GUZMÁN, RAMÓN RIGHT-HANDED PITCHER

HT: 6-4 WT: 160 B/T: Right/Right

BORN: 10/16/96 in San Pedro de Macoris, Dominican Republic

RESIDES: San Pedro de Macoris, Dominican Republic

SIGNING SCOUT: Fernando Encarnación

ACQUIRED: Signed as a non-drafted free agent in 2016 (11/12/16)

YR	CLUB	W-L	ERA	G	GS	CG	SHO	SV	IP	H	R	ER	HR	HB	BB	SO	WP	BK
17	DSL Mets1 (R)	1-1	1.25	13	3	0	0	4	43.1	33	10	6	1	0	11	34	6	0
18	DSL Mets2 (R)	0-0	7.45	3	3	0	0	0	9.2	13	8	8	1	1	4	9	2	0
	GCL Mets (R)	5-2	2.05	11	5	0	0	0	48.1	42	18	11	1	4	18	36	2	2
Minor League Totals		6-3	2.22	27	11	0	0	4	101.1	88	36	25	3	5	33	79	10	2

HAGGERTY, SAM INFIELDER

HT: 5-11 WT: 175 B/T: Right/Right

BORN: 5/26/94 in Phoenix, AZ

HIGH SCHOOL: Mullen (CO) HS

RESIDES: Denver, CO

COLLEGE: New Mexico

SIGNING SCOUT: Jon Heuerman (Cleveland)

ACQUIRED (SIGNED): Acquired by the Mets from Cleveland along with RHP Walter Lockett in exchange for C Kevin Plawecki on January 6, 2019.

CAREER NOTES

2018...His 24 steals with Akron were tied for fourth in the Eastern League...**2017**...Named to the Carolina League mid-season and post-season All-Star teams...Led the Carolina League with 49 steals...**Draft History**...Was selected by the Cleveland Indians in the 24th round of the 2015 First-Year Player Draft...**College**...Was named a Louisville Slugger Freshman All-American and Co-Freshman of the Year in the Mountain West Conference...**Personal**...His parents were both student-athletes at Grand Canyon University...His father, Kevin, played baseball, and his mother, Karen, played tennis.

YR	CLUB	AVG	G	AB	R	H	2B	3B	HR	RBI	SH	SF	HB	BB	SO	SB	CS	SLG	OBP	E
15	Mahoning Valley (A)	.283	16	53	8	15	4	1	1	7	2	1	0	7	14	3	0	.453	.361	0
16	Lake County (A)	.230	100	344	56	79	15	2	4	39	5	6	5	45	105	12	2	.320	.323	12
17	Lynchburg (A)	.253	112	427	72	108	27	13	3	32	3	2	2	67	103	49	13	.398	.355	13
18	Columbus (AAA)	.176	7	17	3	3	0	0	0	2	1	0	1	2	6	2	0	.176	.300	1
	Akron (AA)	.243	87	280	44	68	21	5	4	37	5	5	4	57	77	24	7	.396	.373	12
Minor League Totals		.244	322	1121	183	273	67	21	12	117	16	14	12	178	305	90	22	.373	.349	38

HAMMER, ZACHARY RIGHT-HANDED PITCHER

HT: 6-2 WT: 165 B/T: Right/Right

BORN: 7/4/00 in Stony Point, NC

HIGH SCHOOL: Alexander Central (NC)

RESIDES: Stony Point, NC

SIGNING SCOUT: Daniel Coles

ACQUIRED: Mets 21st-round pick in the 2018 First-Year Player Draft (7/5/18)

YR	CLUB	W-L	ERA	G	GS	CG	SHO	SV	IP	H	R	ER	HR	HB	BB	SO	WP	BK
18	GCL Mets (R)	0-1	19.29	3	0	0	0	0	2.1	4	5	5	0	1	3	3	1	1

HARDY, BRENDAN RIGHT-HANDED PITCHER

HT: 6-4 WT: 170 B/T: Right/Right

BORN: 12/15/99 in Gulfport, MS

HIGH SCHOOL: Harrison Central (MS)

RESIDES: Gulfport, MS

SIGNING SCOUT: Jet Butler

ACQUIRED: Mets 31st-round pick in the 2018 First-Year Player Draft (6/9/18)

YR	CLUB	W-L	ERA	G	GS	CG	SHO	SV	IP	H	R	ER	HR	HB	BB	SO	WP	BK
18	GCL Mets (R)	1-1	3.31	9	0	0	0	0	16.1	11	9	6	1	1	14	19	2	0

HERNÁNDEZ, ADRIÁN OUTFIELDER

HT: 5-9 WT: 210 B/T: Right/Right

BORN: 2/8/01 in Santo Domingo, Dominican Republic

RESIDES: Santo Domingo, Dominican Republic

SIGNING SCOUT: Fernando Encarnación

ACQUIRED (SIGNED): Signed as a non-drafted free agent in 2017 (7/2/17)

YR	CLUB	AVG	G	AB	R	H	2B	3B	HR	RBI	SH	SF	HB	BB	SO	SB	CS	SLG	OBP	E
18	DSL Mets1 (R)	.261	63	249	50	65	12	2	5	34	0	1	18	17	52	9	5	.386	.351	0

HERNÁNDEZ, CARLOS RIGHT-HANDED PITCHER

HT: 5-11 WT: 170 B/T: Right/Right

BORN: 11/3/94 in Duarte, Dominican Republic

RESIDES: Duarte, Dominican Republic

SIGNING SCOUT: Daurys Nin

ACQUIRED (SIGNED): Signed as a non-drafted free agent in 2014 (2/6/14)

YR	CLUB	W-L	ERA	G	GS	CG	SHO	SV	IP	H	R	ER	HR	HB	BB	SO	WP	BK
14	DSL Mets2 (R)	3-5	5.61	17	9	0	0	1	59.1	61	44	37	2	7	33	37	7	2
15	DSL Mets2 (R)	4-2	2.57	15	15	0	0	0	70.0	66	24	20	0	8	20	59	11	0
16	DSL Mets1 (R)	1-0	3.00	3	3	0	0	0	15.0	11	6	5	1	1	3	11	1	0
	GCL Mets (R)	1-8	5.07	11	10	0	0	0	55.0	58	33	31	3	7	15	43	1	0
17	Kingsport (R)	3-3	4.62	12	11	0	0	0	64.1	64	45	33	7	2	28	59	3	0
18	Columbia (A)	1-3	3.59	28	0	0	0	4	42.2	31	21	17	4	3	19	51	3	1
	St. Lucie (A)	0-0	1.59	3	0	0	0	0	5.2	3	1	1	0	0	3	4	0	0
Minor League Totals		13-21	4.15	89	48	0	0	5	312.0	294	174	144	17	28	121	264	26	3

HERNÁNDEZ, KEVIN LEFT-HANDED PITCHER **HT:** 6-1 **WT:** 170 **B/T:** Left/Left
BORN: 4/23/01 in Maracay, Venezuela
RESIDES: Maracay, Venezuela
SIGNING SCOUT: Andres Nuñez
ACQUIRED (SIGNED): Signed as a non-drafted free agent in 2018 (7/2/18)

YR	CLUB	W-L	ERA	G	GS	CG	SHO	SV	IP	H	R	ER	HR	HB	BB	SO	WP	BK
18	DSL Mets2 (R)	0-2	6.50	6	5	0	0	0	18.0	21	18	13	2	0	9	14	3	0

HERRERA, DILSON INFIELDER
MAJOR LEAGUE INVITE

HICKEY, MITCH RIGHT-HANDED PITCHER **HT:** 6-0 **WT:** 190 **B/T:** Right/Right
BORN: 11/16/95 in San José, CA
RESIDES: San José, CA
SIGNING SCOUT: Evan Wise
ACQUIRED (SIGNED): Mets 28th-round pick in the 2018 First-Year Player Draft (6/13/18)

YR	CLUB	W-L	ERA	G	GS	CG	SHO	SV	IP	H	R	ER	HR	HB	BB	SO	WP	BK
18	Kingsport (R)	1-0	3.71	13	0	0	0	2	17.0	15	8	7	3	0	12	18	4	0

HOLDERMAN, COLIN RIGHT-HANDED PITCHER **HT:** 6-6 **WT:** 215 **B/T:** Right/Right
BORN: 10/8/95 in Bourbonnais, IL
RESIDES: Normal, IL
SIGNING SCOUT: Chris Hervey
ACQUIRED (SIGNED): Mets ninth-round pick in the 2016 First-Year Player Draft (6/21/16)

YR	CLUB	W-L	ERA	G	GS	CG	SHO	SV	IP	H	R	ER	HR	HB	BB	SO	WP	BK
16	Kingsport (R)	1-0	3.86	13	0	0	0	3	18.2	17	10	8	1	0	11	13	1	0
17	Columbia (A)	2-3	4.94	7	7	0	0	0	31.0	24	20	17	2	5	11	25	4	0
	GCL Mets (R)	0-0	0.00	1	0	0	0	0	1.0	0	0	0	0	0	2	0	0	0
	Brooklyn (A)	0-0	7.20	2	2	0	0	0	5.0	5	5	4	1	0	4	5	2	0
18	Did Not Pitch - Injured																	
Minor League Totals		3-3	4.69	23	9	0	0	3	55.2	46	35	29	4	5	28	43	7	0

HOULE, DUSTIN CATCHER **HT:** 6-1 **WT:** 205 **B/T:** Switch/Right
BORN: 11/9/93 in Penticton, BC, Canada
RESIDES: Penticton, BC, Canada
SIGNING SCOUTS: Marty Lehn (Milwaukee)
ACQUIRED (SIGNED): Signed as a minor league free agent in 2019 (1/3/19)

CAREER NOTES
2016...Was a FSL All-Star...**2015**...Missed most of the season with a right elbow ulnar collateral ligament injury...**2014**...Missed the entire season with a fractured right thumb...**2011**...Missed his first pro season with a fractured hamate bone in his right hand...**Personal**...Last name is pronounced "hool"...Played on Canada's silver medal-winning Junior National Team in 2011.

YR	CLUB	AVG	G	AB	R	H	2B	3B	HR	RBI	SH	SF	HB	BB	SO	SB	CS	SLG	OBP	E
11	Did Not Play - Injured																			
12	AZL Brewers (R)	.206	47	175	19	36	10	0	1	19	2	1	3	13	33	0	1	.280	.271	4
13	Helena (R)	.250	46	180	23	45	8	0	1	19	1	2	4	7	35	1	2	.311	.290	8
	Wisconsin (A)	.261	7	23	5	6	4	0	0	1	0	0	1	3	2	0	0	.435	.370	0
14	Did Not Play - Injured																			
15	AZL Brewers (R)#	.259	9	27	6	7	3	1	2	6	0	0	1	5	7	1	0	.667	.394	1
	Brevard County (A)	.300	25	80	3	24	4	1	0	10	0	3	4	2	17	0	0	.375	.337	1
	Helena (R)	.385	7	26	2	10	2	0	0	6	0	1	0	1	5	0	2	.462	.393	2
16	Biloxi (AA)	.167	2	6	0	1	0	0	0	1	0	0	0	0	1	0	0	.167	.167	10
	Brevard County (A)	.202	94	317	18	64	10	1	1	18	2	0	6	35	66	1	1	.249	.293	0
17	Biloxi (AA)	.225	46	142	11	32	9	0	1	18	2	1	1	17	34	0	1	.310	.311	2
18	Biloxi (AA)	.197	24	61	6	12	2	0	0	11	0	1	0	10	15	0	0	.230	.306	4
	Carolina (A)	.296	17	54	5	16	4	0	0	7	2	2	2	4	16	0	0	.370	.355	1
	Colo. Springs (AAA)	.444	8	9	3	4	1	0	1	2	0	1	0	3	2	1	0	.889	.538	0
Minor League Totals		.234	332	1100	101	257	57	3	7	118	9	12	22	100	233	4	7	.310	.307	33

HUERTAS, JOEL LEFT-HANDED PITCHER

HT: 6-3 WT: 215 B/T: Switch/Left

BORN: 2/14/96 in Dorado, Puerto Rico

HIGH SCHOOL: Colegio Carmen Sol (PR)

RESIDES: Dorado, Puerto Rico

SIGNING SCOUT: César Aranguren

ACQUIRED (SIGNED): Mets 16th-round pick in the 2014 First-Year Player Draft (6/30/14)

YR	CLUB	W-L	ERA	G	GS	CG	SHO	SV	IP	H	R	ER	HR	HB	BB	SO	WP	BK
14	GCL Mets (R)	1-0	6.35	8	0	0	0	0	11.1	8	9	8	0	3	12	14	2	0
15	GCL Mets (R)	3-4	4.65	11	10	1	0	0	50.1	48	28	26	0	4	22	60	3	0
16	Brooklyn (A)	2-3	8.03	6	4	0	0	0	24.2	37	23	22	0	5	7	23	0	0
	Kingsport (R)	0-0	5.32	6	4	0	0	0	23.2	22	17	14	1	5	13	26	2	0
17	St. Lucie (A)	0-0	6.00	1	0	0	0	0	3.0	3	2	2	0	0	1	4	0	0
	Columbia (A)	0-2	10.80	3	1	0	0	0	8.1	12	10	10	0	0	4	6	3	0
18	Brooklyn (A)	0-1	20.25	3	0	0	0	0	4.0	7	9	9	1	6	4	4	2	0
	Kingsport (R)	0-0	19.29	5	0	0	0	0	4.2	5	10	10	0	1	12	8	6	0
Minor League Totals		6-10	6.99	43	19	1	0	0	130.0	142	108	101	2	24	75	145	18	0

HUIZI, EIKER RIGHT-HANDED PITCHER

HT: 6-0 WT: 155 B/T: Right/Right

BORN: 9/24/00 in Caracas, Venezuela

RESIDES: Caracas, Venezuela

SIGNING SCOUT: Carlos Pérez

ACQUIRED (SIGNED): Signed as a non-drafted free agent in 2018 (1/12/18)

YR	CLUB	W-L	ERA	G	GS	CG	SHO	SV	IP	H	R	ER	HR	HB	BB	SO	WP	BK
18	DSL Mets2 (R)	0-0	1.59	5	0	0	0	0	5.2	6	4	1	0	1	3	5	2	0

HUMPHREYS, JORDAN RIGHT-HANDED PITCHER

HT: 6-2 WT: 225 B/T: Right/Right

BORN: 6/11/96 in Crystal River, FL

HIGH SCHOOL: Crystal River (FL)

RESIDES: Crystal River, FL

SIGNING SCOUT: Jon Updike

ACQUIRED (SIGNED): Mets 18th-round pick in the 2015 First-Year Player Draft (7/16/15)

CAREER NOTES

2017...Was the Sterling Award winner for Columbia...Underwent Tommy John Surgery on August 29.

YR	CLUB	W-L	ERA	G	GS	CG	SHO	SV	IP	H	R	ER	HR	HB	BB	SO	WP	BK
15	GCL Mets (R)	0-0	1.54	7	0	0	0	2	11.2	12	5	2	0	0	1	7	0	0
16	Kingsport (R)	3-5	3.76	12	12	0	0	0	69.1	65	35	29	3	3	15	76	1	2
	Brooklyn (A)	0-0	1.50	1	1	0	0	0	6.0	7	1	1	0	0	1	9	0	0
17	Columbia (A)	10-1	1.42	11	11	2	1	0	69.2	41	12	11	2	4	9	80	1	1
	St. Lucie (A)	0-0	4.09	2	2	0	0	0	11.0	17	6	5	1	0	3	3	0	0
18									Did Not Pitch - Injured									
Minor League Totals		13-7	2.58	33	26	2	1	2	167.2	142	59	48	6	7	29	175	2	3

HUTCHINSON, BRYCE RIGHT-HANDED PITCHER

HT: 6-6 WT: 245 B/T: Right/Right

BORN: 10/21/98 in Port Orange, FL

HIGH SCHOOL: DeLand (FL)

RESIDES: Port Orange, FL

SIGNING SCOUT: Jon Updike

ACQUIRED (SIGNED): Mets 12th-round pick in the 2017 First-Year Player Draft (6/30/17)

YR	CLUB	W-L	ERA	G	GS	CG	SHO	SV	IP	H	R	ER	HR	HB	BB	SO	WP	BK
17	GCL Mets (R)	0-0	4.70	5	2	0	0	0	7.2	7	7	4	0	0	6	6	0	0
18	GCL Mets (R)	1-2	2.25	9	5	0	0	0	20	18	12	5	1	1	7	13	0	0
Minor League Totals		1-2	2.93	14	7	0	0	0	27.2	25	19	9	1	1	13	19	0	0

INGRAM, CHASE RIGHT-HANDED PITCHER

HT: 6-3 WT: 215 B/T: Right/Right

BORN: 4/17/95 in Wesley Chapel, FL

HIGH SCHOOL: Wesley Chapel (FL)

RESIDES: Wesley Chapel, FL

COLLEGE: Hillsborough CC

SIGNING SCOUT: Jon Updike

ACQUIRED (SIGNED): Mets sixth-round pick in the 2015 First-Year Player Draft (6/12/15)

CAREER NOTES

College...Went 11-1 with a 1.88 ERA for Hillsborough Community College...Was committed to play at the University of Pittsburgh prior to being drafted by the Mets.

YR	CLUB	W-L	ERA	G	GS	CG	SHO	SV	IP	H	R	ER	HR	HB	BB	SO	WP	BK
15	Kingsport (R)	1-2	3.60	12	1	0	0	1	20.0	11	10	8	1	1	10	27	0	0
16	Columbia (A)	8-9	4.60	25	25	0	0	0	131.0	141	78	67	8	8	57	132	17	0
17	St. Lucie (A)	0-0	6.75	1	1	0	0	0	4.0	4	4	3	0	0	3	5	0	0
	GCL Mets (R)	0-0	4.50	1	1	0	0	0	2.0	2	1	1	0	1	1	1	0	0
	Brooklyn (A)	1-0	2.25	3	1	0	0	0	8.0	6	2	2	1	0	3	6	1	0
	Columbia (A)	1-4	4.63	5	5	1	0	0	23.1	18	14	12	0	3	18	16	6	0
18	Did Not Pltch - Injured																	
Minor League Totals		11-15	4.44	47	34	1	0	0	188.1	182	109	93	10	13	92	187	24	0

JAMES, CHRISTIAN RIGHT-HANDED PITCHER

HT: 6-3 WT: 210 B/T: Right/Right

BORN: 5/24/98 in Tampa, FL

HIGH SCHOOL: East Lake (FL) HS

RESIDES: Tarpon Springs, FL

SIGNING SCOUT: Jon Updike

ACQUIRED (SIGNED): Mets 14th-round pick in the 2016 First-Year Player Draft (6/13/16)

YR	CLUB	W-L	ERA	G	GS	CG	SHO	SV	IP	H	R	ER	HR	HB	BB	SO	WP	BK
16	GCL Mets (R)	0-1	0.52	14	0	0	0	3	17.1	11	2	1	0	1	5	15	2	0
17	Kingsport (R)	2-3	4.18	11	11	0	0	0	51.2	54	29	24	3	4	16	58	7	2
18	Binghamton (AA)	0-1	2.25	1	1	0	0	0	4.0	3	1	1	0	0	1	4	0	0
	St. Lucie (A)	0-0	0.00	1	1	0	0	0	5.0	1	1	0	0	0	0	5	0	0
	Brooklyn (A)	4-2	2.01	13	13	0	0	0	71.2	61	22	16	4	5	20	45	3	0
Minor League Totals		6-7	2.53	40	26	0	0	3	149.2	130	55	42	7	10	42	127	12	2

JANNIS, MICKEY RIGHT-HANDED PITCHER

HT: 5-9 WT: 195 B/T: Right/Right

BORN: 12/16/87 in Carson City, NV

HIGH SCHOOL: Arroyo Grande (CA)

RESIDES: Carson City, NV

COLLEGE: Cal State Bakersfield

SIGNING SCOUT: Robbie Moen (Tampa Bay)

ACQUIRED (SIGNED): Signed as a minor league free agent in 2015 (7/2/15)

YR	CLUB	W-L	ERA	G	GS	CG	SHO	SV	IP	H	R	ER	HR	HB	BB	SO	WP	BK
10	Princeton (R)	3-1	2.52	14	0	0	0	3	35.2	48	26	10	1	2	11	29	3	0
11	Hudson Valley (A)	4-3	2.92	18	2	0	0	2	52.1	48	24	17	2	4	16	42	4	0
	Charlotte (A)	0-0	7.20	2	0	0	0	0	5.0	10	4	4	0	0	0	3	1	0
12	Lake Erie (Ind.)	1-4	2.53	34	3	0	0	6	74.2	65	21	21	2	7	14	46	6	1
13	Lake Erie (Ind.)	7-2	2.42	24	4	0	0	2	74.1	58	22	20	0	7	26	56	8	0
	Bridgeport (Ind.)	0-1	7.56	10	0	0	0	0	16.2	30	15	14	2	1	6	6	1	0
14	So. Maryland (Ind.)	4-1	2.37	10	10	1	0	0	57.0	51	18	15	3	4	21	36	3	0
	Lake Erie (Ind.)	3-4	4.45	12	12	0	0	0	64.2	68	39	32	6	6	29	57	8	1
15	Binghamton (AA)	0-2	5.54	3	3	0	0	0	13.0	10	8	8	1	0	8	11	4	0
	St. Lucie (A)	2-1	2.98	8	7	0	0	0	45.1	43	25	15	1	2	18	25	3	0
	Long Island (Ind.)	6-2	1.18	16	11	0	0	0	83.2	53	17	11	3	5	26	67	4	0
16	Binghamton (AA)	3-11	5.65	23	22	0	0	0	121.0	120	82	76	9	8	66	71	11	0
	St. Lucie (A)	2-1	5.95	4	3	0	0	0	19.2	24	14	13	0	1	10	11	3	0
17	Binghamton (AA)	8-7	3.60	21	21	2	1	0	122.1	115	56	49	10	4	38	83	7	0
18	Las Vegas (AAA)	0-2	14.63	2	2	0	0	0	8.0	17	13	13	1	1	4	4	1	0
	Binghamton (AA)	10-6	3.60	24	23	1	0	0	142.1	157	65	57	12	5	36	114	8	1
Minor League Totals		32-34	4.18	119	83	3	1	5	564.2	592	317	262	37	27	207	393	45	1
Independent Totals		21-14	2.74	106	40	1	0	8	371.0	325	132	113	16	30	122	268	30	2

JIMÉNEZ, JURGEN RIGHT-HANDED PITCHER

HT: 6-4 WT: 188 B/T: Right/Right

BORN: 1/14/96 in Juan Griego, Venezuela**RESIDES:** Santa Ana, Venezuela**SIGNING SCOUTS:** Héctor Moreno & Héctor Rincones**ACQUIRED (SIGNED):** Signed as a non-drafted free agent in 2014 (7/2/14)

YR	CLUB	W-L	ERA	G	GS	CG	SHO	SV	IP	H	R	ER	HR	HB	BB	SO	WP	BK
15	DSL Mets2 (R)	2-1	5.52	16	0	0	0	2	31.0	38	26	19	1	4	15	28	5	0
16	DSL Mets2 (R)	0-4	5.18	16	7	0	0	0	40.0	50	36	23	0	5	20	32	8	0
17	DSL Mets1 (R)	5-2	2.40	14	7	0	0	0	48.2	31	18	13	1	1	17	33	8	0
18	DSL Mets2 (R)	0-1	2.25	3	3	0	0	0	12.0	9	3	3	1	1	5	7	1	0
	GCL Mets (R)	3-2	5.19	6	4	0	0	0	26.0	26	15	15	2	0	13	20	5	0
Minor League Totals		10-10	4.17	55	21	0	0	2	157.2	154	98	73	5	11	70	120	27	0

KACZMARSKI, KEVIN OUTFIELDER

HT: 6-0 WT: 194 B/T: Left/Right

BORN: 12/31/91 in Cary, IL**RESIDES:** Cary, IL**SIGNING SCOUT:** Tyler Holmes**HIGH SCHOOL:** Prairie View (IL) HS**COLLEGE:** Evansville (IL)**ACQUIRED (SIGNED):** Mets ninth-round pick in the 2015 First-Year Player Draft (6/20/15)**CAREER NOTES**

2018...Made his MLB debut on June 24 vs. the Dodgers as a pinch-hitter...Missed time as he recovered from hernia surgery...**2017**...Was a *MLB.com* Organizational All-Star...**2015**...Kingsport Sterling Award co-winner...Appalachian League post-season All-Star...Led the Appalachian League in batting, hits, and total bases (131)...Ranked second in stolen bases and tied for third in runs scored and games played...**College**...Was a 2015 Dick Howser Trophy Semifinalist, USA Baseball Golden Spikes Award Semifinalist, Senior CLASS Award First Team All-American, Louisville Slugger First Team All-American, NCBWA First Team All-American...Perfect Game First Team All-American, ABCA/Rawlings Second Team All-American and a *Baseball America* Second Team All-American...Led the nation in batting average (.465), and triples (nine), while ending the year with the second best on-base percentage (.543) and slugging percentage (.746) in 2015...**High School**...Played baseball and basketball...Helped Prairie View win the Illinois state title as a sophomore...**Personal**...His father, Randy, played in the San Diego Padres organization...Was an infielder and reached as high as Double-A.

YR	CLUB	AVG	G	AB	R	H	2B	3B	HR	RBI	SH	SF	HB	BB	SO	SB	CS	SLG	OBP	E
15	Kingsport (R)	.355	64	256	47	91	18	5	4	34	0	1	3	24	33	20	9	.512	.415	0
16	Columbia (A)	.268	69	261	41	70	19	7	2	28	4	3	4	29	50	6	6	.418	.347	2
	St. Lucie (A)	.301	42	153	28	46	210	3	0	18	0	1	0	21	26	8	0	.405	.383	0
17	Binghamton (AA)	.274	128	452	66	124	18	5	5	52	4	4	10	61	84	15	8	.369	.370	4
18	St. Lucie (A)	.296	9	27	3	8	0	0	0	3	0	0	0	6	3	1	1	.296	.424	0
	Las Vegas (AAA)	.300	60	160	23	48	8	2	0	19	1	3	3	17	44	3	5	.375	.372	3
	METS	.000	4	4	0	0	0	0	0	0	0	0	0	1	1	0	1	.000	.200	0
Minor League Totals		.296	372	1309	208	387	73	22	11	154	9	12	20	158	240	53	29	.410	.377	9

KAY, ANTHONY LEFT-HANDED PITCHER**MAJOR LEAGUE INVITE**

KRIZAN, JASON OUTFIELDER

HT: 6-0 WT: 185 B/T: Left/Right

BORN: 6/28/89 in Austin, TX

HIGH SCHOOL: Pflugerville (TX) HS

RESIDES: Pflugerville, TX

COLLEGE: Dallas Baptist University

SIGNING SCOUT: Tim Grieve (Detroit)

ACQUIRED (SIGNED): Signed as a minor league free agent in 2018 (12/17/18)

CAREER NOTES

2016...Was named a Midseason Eastern League All-Star and won the EL Home Run Derby...**2013**...Won a Rawlings Minor League Gold Glove as a left fielder...Made just one error in 184 chances and recorded nine outfield assists...**College**...Was named to *Baseball America's* All-American squad after batting .413 (102-247) with 39 doubles, a triple, 10 homers, 81 RBI and 13 steals during his senior season at Dallas Baptist.

YR	CLUB	AVG	G	AB	R	H	2B	3B	HR	RBI	SH	SF	HB	BB	SO	SB	CS	SLG	OBP	E
11	West Michigan (A)	.239	53	184	13	44	4	1	3	19	7	0	1	13	30	1	1	.321	.293	2
12	West Michigan (A)	.244	110	365	38	89	20	1	4	40	5	5	1	50	48	5	3	.337	.333	4
13	Lakeland (A)	.288	116	399	48	115	21	5	4	52	3	3	5	62	44	1	1	.396	.388	2
14	Erie (AA)	.293	124	464	68	136	31	2	7	56	3	4	1	53	47	14	7	.414	.364	2
15	Toledo (AAA)	.169	20	71	7	12	1	0	0	5	2	2	0	7	15	0	1	.183	.238	0
	Erie (AA)	.266	114	414	53	110	22	2	8	53	5	5	0	51	43	13	5	.386	.343	4
16	Erie (AA)	.292	95	356	46	104	24	6	9	55	0	5	0	45	27	2	3	.469	.367	2
	Toledo (AAA)	.300	32	100	12	30	7	0	1	10	0	0	0	11	14	0	1	.400	.369	1
17	Erie (AA)	.393	14	56	10	22	4	0	4	14	0	2	0	8	3	2	1	.679	.455	0
	Toledo (AAA)	.264	107	371	41	98	22	4	4	37	1	2	0	40	53	4	5	.377	.334	4
18	Toledo (AAA)	.250	106	368	49	92	19	2	8	55	0	1	0	46	67	4	0	.378	.333	6
Minor League Totals		.271	891	3148	385	852	175	23	52	396	26	29	8	386	391	46	28	.390	.349	27

KUHNS, MAX RIGHT-HANDED PITCHER

HT: 6-3 WT: 205 B/T: Right/Right

BORN: 8/11/94 in Parker, CO

HIGH SCHOOL: Chaparral (CO) HS

RESIDES: Santa Clara, CA

COLLEGE: Santa Clara (CA)

SIGNING SCOUT: Tyler Holmes

ACQUIRED (SIGNED): Mets 21st-round pick in the 2016 First-Year Player Draft (6/15/16)

CAREER NOTES

College...Set a single-season school record with 14 saves during his junior season...**High School**...Excelled in both football and baseball at Chaparral High School...Was scouted by the NFL after throwing for 2,401 yards, 25 touchdowns and six interceptions in his senior year, but chose to pursue baseball at Santa Clara University.

YR	CLUB	W-L	ERA	G	GS	CG	SHO	SV	IP	H	R	ER	HR	HB	BB	SO	WP	BK
16	Kingsport (R)	0-0	6.28	13	0	0	0	1	14.1	12	10	10	1	2	8	15	4	0
17	Columbia (A)	1-0	2.10	17	0	0	0	5	25.2	13	6	6	0	2	10	37	1	0
18	GCL Mets (R)	0-2	3.00	5	5	0	0	0	6.0	7	3	2	1	0	1	3	0	0
Minor League Totals		1-2	3.52	35	5	0	0	6	46.0	32	19	18	2	4	19	55	5	0

LAGRANGE, WAGNER OUTFIELDER

HT: 6-0 WT: 195 B/T: Right/Right

BORN: 9/6/95 in Las Matas de Farfan, Dominican Republic

RESIDES: Las Matas de Farfan, Dominican Republic

SIGNING SCOUT: Daurys Nin

ACQUIRED (SIGNED): Signed as a non-drafted free agent in 2015 (3/4/15)

CAREER NOTES

2017...His .335 average was fourth-best in the Appalachian League...Also struck out the second-fewest times in the Appalachian League (once every 11.28 plate appearances)...**2015**...DSL Mets1 Sterling Award winner.

YR	CLUB	AVG	G	AB	R	H	2B	3B	HR	RBI	SH	SF	HB	BB	SO	SB	CS	SLG	OBP	E
15	DSL Mets1 (R)	.377	27	106	19	40	5	1	1	15	0	0	1	11	11	1	2	.472	.441	0
	DSL Mets2 (R)	.324	32	136	21	44	5	1	0	11	0	1	3	9	17	4	3	.375	.376	1
16	GCL Mets (R)	.231	46	186	16	43	10	0	1	21	0	1	1	11	25	1	1	.301	.276	1
17	Kingsport (R)	.335	45	185	27	62	10	1	4	40	0	3	0	15	18	2	2	.465	.379	2
	Brooklyn (A)	.308	13	39	4	12	1	2	0	4	0	1	0	5	8	1	1	.436	.378	0
18	Brooklyn (A)	.282	62	227	31	64	13	2	0	32	0	3	6	22	43	9	3	.357	.357	4
Minor League Totals		.301	225	879	118	265	44	7	6	123	0	9	11	73	122	18	12	.388	.359	8

LEE, BRAXTON OUTFIELDER

HT: 5-10 WT: 185 B/T: Left/Right

BORN: 8/23/93 in Picayune, MS

HIGH SCHOOL: Picayune (MS) HS

RESIDES: Picayune, MS

COLLEGE: Ole Miss

SIGNING SCOUT: Rickey Drexler (Tampa Bay)

ACQUIRED (SIGNED): Mets Rule 5 Draft Pick from Miami (minor league phase) in 2018 (12/13/18)

CAREER NOTES

2018...Made his first Opening Day Roster and made his major league debut on March 30 vs. the Chicago Cubs...Missed time with a hamstring injury...**2017**...Won the Southern League batting title...Was a SL Mid-Season and Postseason All-Star... Was traded from Tampa Bay to Miami on June 26...**College**...Was part of 2014 draft class that saw nine Ole Miss players selected in that year's draft, the most of any school... Hit .281 with nine doubles, 25 RBI and 56 runs scored for the Rebels as they won the SEC Western Division and finished third at the 2014 College World Series in Omaha, NE...Also attended Pearl River Community College for two years before transferring to Ole Miss...Earned All-MACJC, All-State and All-Region selections both seasons at Pearl River...Hit .406 as a sophomore, leading Pearl River to the MACJC South Division title that year...Also hit .365 with 29 stolen bases as a freshman.

YR	CLUB	AVG	G	AB	R	H	2B	3B	HR	RBI	SH	SF	HB	BB	SO	SB	CS	SLG	OBP	E
14	Hudson Valley (A)	.287	51	202	36	58	7	1	0	13	4	1	1	19	33	12	9	.332	.350	1
15	Charlotte (A)	.281	115	374	48	105	7	1	0	24	7	2	3	36	67	23	13	.305	.347	4
16	Montgomery (AA)	.209	110	387	35	81	12	3	0	25	11	1	2	30	58	13	10	.256	.269	4
17	Montgomery (AA)	.321	67	262	47	84	9	3	2	16	4	1	2	29	56	12	11	.401	.391	2
	Jacksonville (AA)	.294	60	214	34	63	12	0	1	21	7	3	3	36	48	8	2	.364	.398	2
18	MIAMI (NL)	.176	8	17	0	3	0	0	0	2	0	0	0	1	8	0	0	.176	.222	0
	New Orleans (AAA)	.235	47	179	24	42	6	2	0	9	2	1	0	19	37	4	6	.291	.307	2
	Jupiter (A)	.292	8	24	6	7	0	0	0	3	1	0	1	3	3	0	1	.292	.393	0
	Jacksonville (AA)	.218	29	110	16	24	6	0	1	7	0	1	0	16	19	3	1	.300	.315	4
Minor League Totals		.265	487	1752	246	464	59	10	4	118	36	10	12	188	321	75	53	.317	.338	19

LEE, ZACH RIGHT-HANDED PITCHER

HT: 6-3 WT: 195 B/T: Right/Right

BORN: 9/13/91 in Plano, TX

HIGH SCHOOL: McKinney (TX) HS

RESIDES: McKinney, TX

SIGNING SCOUT: Calvin Jones (Los Angeles-NL)

ACQUIRED (SIGNED): Signed as a minor league free agent in 2018 (12/18/18)

CAREER NOTES

2017...Appeared in three major league contests, including one start, with San Diego...**2015**...Made his major league debut with the Dodgers on July 25 at Citi Field in a start vs. the Mets...**High School**...Had committed to playing baseball and football at Louisiana State University and enrolled in summer school prior to signing with the Dodgers as a first-round (28th overall) selection in the 2010 First-Year Player Draft...Was a highly rated quarterback...passed for 2,565 yards and 31 touchdowns as a senior to earn a Texas All-State Class 4A Honorable Mention selection...Passed for 2,935 yards and 33 touchdowns and was named District 9-4A Offensive Player of the Year as a junior in 2008.

YR	CLUB	W-L	ERA	G	GS	CG	SHO	SV	IP	H	R	ER	HR	HB	BB	SO	WP	BK
11	Great Lakes (A)	9-6	3.47	24	24	0	0	0	109.0	101	51	42	9	7	32	91	8	0
12	Rancho Cucamonga (A)	2-3	4.55	12	12	0	0	0	55.1	60	31	28	9	1	10	52	0	0
	Chattanooga (AA)	4-3	4.25	13	13	0	0	0	65.2	69	37	31	6	1	22	51	0	0
13	Chattanooga (AA)	10-10	3.22	28	25	1	1	0	142.2	132	57	51	13	4	35	131	5	0
14	Albuquerque (AAA)	7-13	5.38	28	27	0	0	0	150.2	177	105	90	18	6	54	97	5	0
15	Okla. City (AAA)	11-6	2.70	19	19	1	0	0	113.1	107	40	34	5	4	19	81	2	0
	AZL Dodgers (R)	1-0	0.00	1	1	0	0	0	5.0	0	0	0	0	0	2	0	0	0
	Rancho Cucamonga (A)	1-0	3.60	1	1	0	0	0	5.0	4	2	2	0	0	1	2	0	0
	LOS ANGELES (NL)	0-1	13.50	1	1	0	0	0	4.2	11	7	7	1	0	1	3	0	0
16	Okla. City (AAA)	7-5	4.89	13	13	0	0	0	73.2	95	47	40	11	0	15	57	3	1
	Tacoma (AAA)	0-9	7.39	14	14	0	0	0	74.1	98	64	61	11	4	24	50	6	0
17	El Paso (AAA)	2-5	7.12	16	14	0	0	0	67.0	89	55	53	11	2	34	43	0	0
	SAN DIEGO (NL)	1-0	5.63	3	1	0	0	0	8.0	8	5	5	1	0	8	6	0	0
18	Montgomery (AA)	8-1	2.31	13	12	1	1	0	74.0	72	23	19	4	1	20	59	2	0
	Durham (AAA)	4-5	5.02	13	13	0	0	0	71.2	86	44	40	6	1	15	48	2	0
Minor League Totals		66-66	4.39	195	188	3	2	0	1007.11090	556	491	103	31	281	764	33	1	
Major League Totals		1-1	8.53	4	2	0	0	0	12.2	19	12	12	2	0	9	9	0	0

LEÓN, NELSON RIGHT-HANDED PITCHER

HT: 6-0 WT: 152 B/T: Right/Right

BORN: 3/1/95 in Leon, Nicaragua**RESIDES:** Leon, Nicaragua**SIGNING SCOUT:** Harold Herrera**ACQUIRED (SIGNED):** Signed as a non-drafted free agent in 2014 (2/22/14)

YR	CLUB	W-L	ERA	G	GS	CG	SHO	SV	IP	H	R	ER	HR	HB	BB	SO	WP	BK
14	DSL Mets2 (R)	0-0	3.52	6	0	0	0	0	7.2	7	3	3	1	1	2	6	1	0
15									Did Not Play									
16	DSL Mets1 (R)	0-1	2.73	17	0	0	0	4	33.0	18	11	10	1	3	12	28	3	0
17	DSL Mets1 (R)	8-3	2.06	14	12	0	0	0	70.0	60	24	16	0	2	11	52	6	0
18	GCL Mets (R)	2-2	7.01	21	0	0	0	0	25.2	37	22	20	3	3	8	22	1	0
Minor League Totals		10-6	3.23	58	12	0	0	4	136.1	122	60	49	5	9	33	108	11	0

LINDSAY, DESMOND OUTFIELDER

HT: 6-0 WT: 200 B/T: Right/Right

BORN: 1/15/97 in Bradenton, FL**HIGH SCHOOL:** Out-Of-Door Academy (FL)**RESIDES:** Bradenton, FL**SIGNING SCOUT:** César Aranguren**ACQUIRED (SIGNED):** Mets second-round pick in the 2015 First-Year Player Draft**CAREER NOTES**

2018...Was ranked the eighth-best prospect in the Mets' minor league system by *Baseball America*...**2016**...Brooklyn Sterling Award winner...**High School**...Was named MVP for the 17-and-under World Wood Bat Association National Championship in 2014 after hitting .387 (12-31) with three homers and 10 RBI...Played in the 2015 *Perfect Game* All-American Classic at Petco Park...**Personal**...His grandmother grew up a Mets fan...Enjoys fishing.

YR	CLUB	AVG	G	AB	R	H	2B	3B	HR	RBI	SH	SF	HB	BB	SO	SB	CS	SLG	OBP	E
15	GCL Mets (R)	.304	21	69	10	21	4	2	1	6	1	0	0	11	21	3	2	.464	.400	0
	Brooklyn (A)	.200	14	45	3	9	3	0	0	7	1	0	0	7	19	0	1	.267	.308	1
16	GCL Mets (R)	.364	5	11	3	4	1	0	0	0	0	0	5	5	0	0	.455	.563	0	
	Brooklyn (A)	.297	32	111	18	33	5	0	4	17	0	0	3	20	26	3	1	.450	.418	3
17	Columbia (A)	.220	65	214	40	47	10	1	8	30	0	2	2	33	77	4	2	.388	.327	6
18	St. Lucie (A)	.218	84	294	27	64	11	5	3	30	0	1	3	37	89	7	7	.320	.310	3
	GCL Mets (R)	.300	6	20	4	6	2	0	0	3	0	1	1	3	7	2	0	.400	.400	0
Minor League Totals		.241	227	764	105	184	36	8	16	93	2	4	9	116	244	19	13	.372	.346	13

LIRIANO, RYMER OUTFIELDER**MAJOR LEAGUE INVITE****LLANES, GABRIEL** RIGHT-HANDED PITCHER

HT: 6-4 WT: 205 B/T: Right/Right

BORN: 1/15/96 in Downey, CA**HIGH SCHOOL:** Downey (CA)**RESIDES:** Downey, CA**SIGNING SCOUT:** Drew Toussaint**ACQUIRED (SIGNED):** Mets 15th-round pick in the 2014 First-Year Player Draft (6/20/14)

YR	CLUB	W-L	ERA	G	GS	CG	SHO	SV	IP	H	R	ER	HR	HB	BB	SO	WP	BK
14	GCL Mets (R)	2-0	4.85	8	0	0	0	0	13.0	15	8	7	1	3	6	8	8	0
15	GCL Mets (R)	2-0	2.60	7	2	0	0	0	17.1	22	6	5	1	1	4	11	2	0
	Kingsport (R)	2-1	4.23	4	4	0	0	0	27.2	27	14	13	3	2	18	2	0	
16	Brooklyn (A)	4-8	3.94	14	13	0	0	0	80.0	95	51	35	6	5	8	37	1	0
17	Columbia (A)	6-11	4.48	24	24	2	0	0	142.2	166	90	71	8	14	38	67	10	0
18	St. Lucie (A)	7-9	4.27	23	22	1	0	0	124.1	150	66	59	8	11	34	66	5	1
Minor League Totals		23-29	4.22	80	65	3	0	0	405.0	475	235	190	27	36	92	207	28	1

LOAIZA, CÉSAR LEFT-HANDED PITCHER

HT: 6-3 WT: 165 B/T: Left/Left

BORN: 7/10/98 in Punto Fijo, Venezuela**RESIDES:** Punto Fijo, Venezuela**SIGNING SCOUT:** Robert Espejo**ACQUIRED (SIGNED):** Signed as a non-drafted free agent in 2017 (11/28/18)

YR	CLUB	W-L	ERA	G	GS	CG	SHO	SV	IP	H	R	ER	HR	HB	BB	SO	WP	BK
18	DSL Mets1 (R)	4-0	1.16	9	6	0	0	0	38.2	21	6	5	0	2	15	49	2	1
	GCL Mets (R)	0-2	3.24	5	1	0	0	0	8.1	6	5	3	0	0	7	8	2	0
Minor League Totals		4-2	1.53	14	7	0	0	0	47.0	27	11	8	0	2	22	57	4	1

LOYO, JUAN CATCHER

HT: 5-11 WT: 180 B/T: Right/Right

BORN: 3/16/99 in Araure, Portuguesa, Venezuela**RESIDES:** Araure, Portuguesa, Venezuela**ACQUIRED (SIGNED):** Signed as a non-drafted free agent in 2017 (11/16/17)

YR	CLUB	AVG	G	AB	R	H	2B	3B	HR	RBI	SH	SF	HB	BB	SO	SB	CS	SLG	OBP	E
18	DSL Mets1 (R)	.292	48	144	19	42	4	0	1	14	2	2	16	22	22	7	4	.340	.435	5

MANZANAREZ, ANGEL INFIELDER

HT: 6-0 WT: 170 B/T: Right/Right

BORN: 5/19/97 in Barquisimeto, Venezuela**RESIDES:** Barquisimeto, Venezuela**SIGNING SCOUTS:** Robert Espejo & Héctor Rincones**ACQUIRED (SIGNED):** Signed as a non-drafted free agent in 2014 (9/12/14)

YR	CLUB	AVG	G	AB	R	H	2B	3B	HR	RBI	SH	SF	HB	BB	SO	SB	CS	SLG	OBP	E
15	DSL Mets2 (R)	.277	64	220	32	61	7	0	0	25	7	1	3	39	21	14	5	.309	.392	10
16	Kingsport (R)	.139	11	36	3	5	0	0	0	1	2	0	0	4	6	3	1	.139	.225	4
	GCL Mets (R)	.233	28	90	11	21	3	0	0	4	2	0	1	7	15	1	2	.267	.296	4
17	Kingsport (R)	.234	51	192	29	45	3	2	1	13	3	2	1	20	25	0	2	.286	.307	5
18	Brooklyn (A)	.274	27	73	8	20	4	0	0	9	3	1	1	7	8	3	2	.329	.341	2
Minor League Totals		.249	181	611	83	152	17	2	1	52	17	4	6	77	75	21	12	.288	.337	25

MARCANO, DAVID RIGHT-HANDED PITCHER

HT: 6-3 WT: 180 B/T: Right/Right

BORN: 8/28/01 in Puerto La Cruz, Anzoategui, Venezuela**RESIDES:** Puerto La Cruz, Anzoategui, Venezuela**SIGNING SCOUT:** Nestor Moreno**ACQUIRED (SIGNED):** Signed as a non-drafted free agent in 2017 (8/28/17)

YR	CLUB	W-L	ERA	G	GS	CG	SHO	SV	IP	H	R	ER	HR	HB	BB	SO	WP	BK
18	DSL Mets2 (R)	3-3	6.18	14	11	0	0	0	39.1	35	31	27	1	3	31	32	10	1

MAURICIO, RONNY INFIELDER

HT: 6-3 WT: 166 B/T: Switch/Right

BORN: 4/4/01 in San Pedro de Macoris, Dominican Republic**RESIDES:** San Pedro de Macoris, Dominican Republic**SIGNING SCOUT:** Marciano Álvarez**ACQUIRED (SIGNED):** Signed as a non-drafted free agent in 2017 (7/1/7)**CAREER NOTES****2018**...Was the Sterling Award recipient for the GCL Mets.

YR	CLUB	AVG	G	AB	R	H	2B	3B	HR	RBI	SH	SF	HB	BB	SO	SB	CS	SLG	OBP	E
18	GCL Mets (R)	.279	49	197	26	55	13	3	3	31	0	5	0	10	31	1	6	.421	.307	14
	Kingsport (R)	.233	8	30	6	7	3	0	0	4	0	2	0	3	9	1	0	.333	.286	2
Minor League Totals		.273	57	227	32	62	16	3	3	35	0	7	0	13	40	2	6	.410	.304	16

MAZEIKA, PATRICK CATCHER**MAJOR LEAGUE INVITE**

MAZZA, CHRIS RIGHT-HANDED PITCHER

HT: 6-4 WT: 172 B/T: Right/Right

BORN: 10/17/89 in Walnut Creek, CA

HIGH SCHOOL: Clayton Valley Charter (CA)

RESIDES: Clayton, CA

COLLEGE: Menlo Junior College (CA)

SIGNING SCOUT: Elliott Strankman (Minnesota)

ACQUIRED (SIGNED): Mets Rule 5 Draft Pick in the 2018 Rule 5 Draft (12/13/18)

CAREER NOTES

Personal...Was first player from Menlo Junior College (CA) to ever be drafted.

YR	CLUB	W-L	ERA	G	GS	CG	SHO	SV	IP	H	R	ER	HR	HB	BB	SO	WP	BK
12	GCL Twins (R)	2-1	0.60	9	0	0	0	1	15.0	12	4	1	0	0	1	13	0	0
	Elizabethton (R)	3-1	3.45	9	0	0	0	0	15.2	15	8	6	1	1	1	15	0	0
13	Cedar Rapids (A)	0-0	6.23	7	0	0	0	2	8.2	12	6	6	0	0	3	10	2	0
14	Cedar Rapids (A)	4-4	2.79	25	0	0	0	0	48.1	47	16	15	1	1	11	62	4	0
15	GCL Twins (R)	0-0	3.00	5	0	0	0	0	6.0	5	2	2	0	0	1	5	0	0
	Cedar Rapids (A)	0-0	9.00	2	0	0	0	0	3.0	5	3	3	0	0	2	2	0	0
	Jupiter (A)	0-1	3.60	11	0	0	0	3	15.0	12	8	6	1	0	4	11	3	0
16	Jupiter (A)	1-0	1.20	7	0	0	0	0	15.0	12	3	2	1	6	2	8	2	0
	GCL Marlins (R)	1-1	0.00	4	3	0	0	0	5.0	2	1	0	0	0	0	3	0	0
	Jacksonville (AA)	6-5	4.16	19	14	0	0	0	80.0	78	41	37	8	3	28	51	2	0
17	Jacksonville (AA)	4-7	3.01	28	26	0	0	0	146.2	138	56	49	7	13	41	93	4	1
18	New Orleans (AAA) 1-1	3.94	7	0	0	0	0	0	16.0	18	7	7	4	0	8	14	1	0
	Jacksonville (AA)	0-0	4.26	2	0	0	0	0	6.1	8	3	3	2	1	2	2	0	0
	Arkansas (AA)	1-0	1.33	4	4	0	0	0	27.0	15	6	4	1	1	4	23	1	0
	San Rafael (Ind)	3-2	0.59	17	1	0	0	5	30.2	24	7	2	1	3	5	31	2	0
	So. Maryland (Ind)	3-0	0.42	9	1	0	0	0	21.2	16	2	1	1	1	2	20	0	0
Minor League Totals		23-21	3.11	139	47	0	0	6	407.2	379	164	141	26	26	108	312	19	1
Independent Totals		6-2	0.52	26	2	0	0	5	52.1	40	9	3	2	4	7	51	2	0

McCALL, LIAM RIGHT-HANDED PITCHER

HT: 6-4 WT: 180 B/T: Right/Right

BORN: 2/19/99 in Jacksonville, FL

HIGH SCHOOL: First Coast (FL)

RESIDES: Jacksonville, FL

SIGNING SCOUT: Jon Updike

ACQUIRED (SIGNED): Mets 29th-round pick in the 2017 First-Year Player Draft (6/17/17)

YR	CLUB	W-L	ERA	G	GS	CG	SHO	SV	IP	H	R	ER	HR	HB	BB	SO	WP	BK
17	GCL Mets (R)	0-3	7.88	8	1	0	0	1	8.0	10	10	7	2	2	11	5	2	0
18	Kingsport (R)	0-2	9.00	12	1	0	0	0	22.0	28	30	22	1	2	34	18	18	1
Minor League Totals		0-5	8.70	20	2	0	0	1	30.0	38	40	29	3	4	45	23	20	1

McGEORGE, AUSTIN RIGHT-HANDED PITCHER

HT: 6-2 WT: 215 B/T: Right/Right

BORN: 11/27/94 in Newport Beach, CA

HIGH SCHOOL: Canyon HS (CA)

RESIDES: Long Beach, CA

COLLEGE: Long Beach State

SIGNING SCOUT: Drew Toussaint

ACQUIRED (SIGNED): Mets seventh-round pick in the 2016 First-Year Player Draft (6/16/16)

YR	CLUB	W-L	ERA	G	GS	CG	SHO	SV	IP	H	R	ER	HR	HB	BB	SO	WP	BK
16	Brooklyn (A)	0-1	2.84	16	0	0	0	1	19.0	22	8	6	1	1	6	18	1	0
17	Columbia (A)	0-0	1.42	6	0	0	0	0	12.2	9	4	2	0	1	4	16	5	0
	St. Lucie (A)	2-2	1.89	25	0	0	0	2	38.0	24	12	8	1	1	13	50	10	1
18	Binghamton (AA)	1-1	7.96	22	0	0	0	0	26.0	44	25	23	5	0	8	27	7	0
	St. Lucie (A)	1-1	2.73	21	0	0	0	1	29.2	24	10	9	4	1	9	29	5	0
Minor League Totals		4-5	3.45	90	0	0	0	4	125.1	123	59	48	11	4	40	140	28	1

McILRAITH, THOMAS RIGHT-HANDED PITCHER

HT: 6-4 WT: 224 B/T: Right/Right

BORN: 2/17/94 in Amarillo, TX

HIGH SCHOOL: Tascosa (OK)

RESIDES: Norman, OK

COLLEGE: University of Oklahoma

SIGNING SCOUT: Justin Schwartz

ACQUIRED (SIGNED): Mets 20th-round pick in the 2015 First-Year Player Draft (6/20/15)

CAREER NOTES

2016...Tossed 6.0 hitless innings as part of Columbia's combined no-hitter on April 9 at Charleston...2015...Finished among the Appalachian League leaders in ERA (second), WHIP (fifth) and batting average against (third).

YR	CLUB	W-L	ERA	G	GS	CG	SHO	SV	IP	H	R	ER	HR	HB	BB	SO	WP	BK
15	Kingsport (R)	6-1	1.71	12	9	0	0	0	58.0	48	12	11	2	4	19	34	2	1
16	Columbia (A)	1-4	6.23	7	7	1	0	0	34.2	37	27	24	5	3	15	25	4	0
17	St. Lucie (A)	1-1	6.75	4	4	0	0	0	12.0	17	9	9	1	0	3	7	1	0
	Brooklyn (A)	1-0	0.00	1	1	0	0	0	5.0	2	0	0	0	0	1	4	0	0
	Columbia (A)	2-1	2.22	4	4	0	0	0	24.1	19	7	6	0	0	8	15	0	0
18	St. Lucie (A)	1-3	4.38	28	0	0	0	0	51.1	65	30	25	6	2	21	43	3	0
Minor League Totals		12-10	3.64	56	25	1	0	0	185.1	188	85	75	14	9	67	128	10	1

MEDINA, JOSÉ MIGUEL OUTFIELDER

HT: 6-3 WT: 180 B/T: Right/Right

BORN: 10/21/96 in Bani, Dominican Republic

RESIDES: Bani, Dominican Republic

SIGNING SCOUT: Gerardo Cabrera

ACQUIRED (SIGNED): Signed as a non-drafted free agent in 2014 (2/26/14)

YR	CLUB	AVG	G	AB	R	H	2B	3B	HR	RBI	SH	SF	HB	BB	SO	SB	CS	SLG	OBP	E
14	DSL Mets1 (R)	.313	29	112	17	35	2	3	1	15	0	1	1	9	13	5	3	.411	.366	4
	DSL Mets2 (R)	.255	26	98	17	25	7	1	1	18	0	1	3	13	12	2	1	.378	.357	6
15	GCL Mets (R)	.262	31	84	8	22	4	0	0	8	0	0	0	13	16	3	5	.310	.361	2
16	Kingsport (R)	.286	63	231	34	66	9	2	4	33	0	2	0	27	46	8	3	.394	.358	4
17	Columbia (A)	.205	25	88	13	18	1	0	0	3	1	0	1	3	26	3	1	.216	.239	0
	St. Lucie (A)	.444	3	9	5	4	1	1	0	0	0	0	2	2	1	0		.778	.545	0
	Brooklyn (A)	.262	63	225	20	59	9	2	1	20	0	2	3	19	63	25	6	.333	.325	6
18	Brooklyn (A)	.271	54	210	33	57	16	1	5	32	2	1	1	22	41	12	8	.429	.342	2
Minor League Totals		.271	294	1057	147	286	49	10	12	129	3	7	9	108	219	59	27	.370	.341	24

MEGILL, TYLOR RIGHT-HANDED PITCHER

HT: 6-7 WT: 230 B/T: Right/Right

BORN: 7/28/95 in Long Beach, CA

HIGH SCHOOL: Los Alamitos HS (CA)

RESIDES: Tuscon, Arizona

COLLEGE: Arizona

SIGNING SCOUTS: Brian Reid

ACQUIRED (SIGNED): Mets eighth-round pick in the 2018 First-Year Player Draft (6/12/18)

YR	CLUB	W-L	ERA	G	GS	CG	SHO	SV	IP	H	R	ER	HR	HB	BB	SO	WP	BK
18	Brooklyn (A)	1-2	3.21	10	2	0	0	0	28.0	18	17	10	2	2	14	36	5	0

MENA, JOSÉ CATCHER

HT: 5-11 WT: 200 B/T: Right/Right

BORN: 12/22/96 in Cotui, Dominican Republic

RESIDES: Cotui, Dominican Republic

SIGNING SCOUT: Daurys Nin

ACQUIRED (SIGNED): Signed as a non-drafted free agent in 2016 (6/15/16)

YR	CLUB	AVG	G	AB	R	H	2B	3B	HR	RBI	SH	SF	HB	BB	SO	SB	CS	SLG	OBP	E
16	DSL Mets2 (R)	.182	11	33	1	6	1	0	0	5	0	2	1	2	8	0	0	.212	.237	0
	DSL Mets1 (R)	.225	14	40	5	9	0	0	0	3	0	1	1	1	5	0	1	.225	.256	1
17	DSL Mets1 (R)	.213	33	94	13	20	2	1	1	8	0	0	4	14	11	5	5	.287	.339	5
	DSL Mets2 (R)	.000	1	1	0	0	0	0	0	0	0	0	2	0	1	0	0	.000	.667	0
18	GCL Mets (R)	.295	23	78	8	23	4	0	0	2	0	0	1	6	14	1	0	.346	.353	3
	Columbia (A)	.000	2	6	0	0	0	0	0	0	0	0	0	0	3	0	0	.000	.000	0
Minor League Totals		.234	101	303	33	71	7	1	1	23	0	4	10	25	51	6	7	.274	.310	9

MENA, MALKY RIGHT-HANDED PITCHER

HT: 6-1 WT: 160 B/T: Right/Right

BORN: 10/3/96 in Bonaó, Monsenor Nouel, Dominican Republic**RESIDES:** Bonaó, Monsenor Nouel, Dominican Republic**SIGNING SCOUTS:** Fernando Encarnación**ACQUIRED (SIGNED):** Signed as a non-drafted free agent in 2016 (12/13/16)

YR	CLUB	W-L	ERA	G	GS	CG	SHO	SV	IP	H	R	ER	HR	HB	BB	SO	WP	BK
17	DSL Mets1 (R)	3-3	2.13	13	10	0	0	1	55.0	45	15	13	0	1	7	50	4	0
18	GCL Mets (R)	2-1	3.48	14	2	0	0	1	20.2	16	9	8	1	1	6	19	1	0
	St. Lucie (A)	0-0	0.00	1	0	0	0	0	2.0	2	1	0	0	0	0	0	0	0
Minor League Totals		5-4	2.43	28	12	0	0	2	77.2	63	25	21	1	2	13	69	5	0

METOYER, BRIAN RIGHT-HANDED PITCHER

HT: 6-3 WT: 180 B/T: Right/Right

BORN: 11/13/96 in Natchitoches, LA**RESIDES:** Natchitoches, LA**SIGNING SCOUTS:** Jet Butler**ACQUIRED (SIGNED):** Mets 40th-round pick in the 2018 First-Year Player Draft (6/10/18)**HIGH SCHOOL:** Natchitoches Central (LA)**COLLEGE:** LSU-Alexandria

YR	CLUB	W-L	ERA	G	GS	CG	SHO	SV	IP	H	R	ER	HR	HB	BB	SO	WP	BK
18	GCL Mets (R)	0-0	0.00	1	0	0	0	0	1.0	1	0	0	0	0	1	0	1	0
	Kingsport (R)	0-1	5.56	11	0	0	0	1	11.1	11	12	7	2	3	9	11	7	0
Minor League Totals		0-1	5.11	12	0	0	0	1	12.1	12	12	7	2	3	10	11	8	0

MEYER, NICK CATCHER

HT: 6-1 WT: 200 B/T: Right/Right

BORN: 2/18/97 in Westminster, CO**RESIDES:** San Luis Obispo, CA**SIGNING SCOUT:** Tyler Holmes**ACQUIRED (SIGNED):** Mets sixth-round pick in the 2018 First-Year Player Draft (6/20/18)**HIGH SCHOOL:** Santa Margarita Catholic (CA)**COLLEGE:** Cal Poly San Luis Obispo

YR	CLUB	AVG	G	AB	R	H	2B	3B	HR	RBI	SH	SF	HB	BB	SO	SB	CS	SLG	OBP	E
18	Brooklyn (A)	.226	43	137	15	31	4	1	0	9	0	2	1	9	19	2	1	.270	.275	8

MIRANDA, DAVID OUTFIELDER

HT: 6-0 WT: 210 B/T: Left/Left

BORN: 3/23/95 in Placentia, CA**RESIDES:** Placentia, CA**SIGNING SCOUT:** César Aranguren**ACQUIRED (SIGNED):** Mets 25th-round pick in the 2018 First-Year Player Draft (6/14/18)**HIGH SCHOOL:** Valencia (CA)**COLLEGE:** Florida Atlantic

YR	CLUB	AVG	G	AB	R	H	2B	3B	HR	RBI	SH	SF	HB	BB	SO	SB	CS	SLG	OBP	E
18	Brooklyn (A)	.200	20	45	9	9	2	0	0	4	0	2	1	11	12	4	1	.244	.356	0
	Columbia (A)	.250	21	76	9	19	3	0	0	6	0	0	2	6	17	0	1	.289	.321	1
Minor League Totals		.231	41	121	18	28	5	0	0	10	0	2	3	17	29	4	2	.273	.336	1

MITCHELL, ANDREW LEFT-HANDED PITCHER

HT: 6-1 WT: 200 B/T: Left/Left

BORN: 10/23/94 in New Orleans, LA**RESIDES:** New Orleans, LA**SIGNING SCOUTS:** Tommy Jackson**ACQUIRED (SIGNED):** Mets 14th-round pick in the 2018 First-Year Player Draft (6/16/18)**HIGH SCHOOL:** Jesuit (LA)**COLLEGE:** Auburn (AL)

YR	CLUB	W-L	ERA	G	GS	CG	SHO	SV	IP	H	R	ER	HR	HB	BB	SO	WP	BK
18	Kingsport (R)	1-2	0.75	10	0	0	0	2	12.0	11	6	1	1	0	3	16	5	0
	Brooklyn (A)	1-1	1.64	8	0	0	0	0	11.0	10	5	2	1	1	3	16	0	0
Minor League Totals		2-3	1.17	18	0	0	0	2	23.0	21	11	3	2	1	6	32	5	0

MOMPIERRE, NELSON CATCHER

HT: 6-0 WT: 195 B/T: Left/Right

BORN: 9/26/95 in Miami, FL**RESIDES:** Columbia, MO**SIGNING SCOUT:** César Aranguren**ACQUIRED (SIGNED):** Mets 29th-round draft pick in the 2018 First-Year Player Draft (6/8/18)**HIGH SCHOOL:** Columbus (FL)**COLLEGE:** Missouri

YR	CLUB	AVG	G	AB	R	H	2B	3B	HR	RBI	SH	SF	HB	BB	SO	SB	CS	SLG	OBP	E
18	GCL Mets (R)	.171	23	70	9	12	3	1	2	7	0	1	2	14	28	3	1	.329	.322	4

MONTES de OCA, BRYCE RIGHT-HANDED PITCHER

HT: 6-7 WT: 265 B/T: Right/Right

BORN: 4/23/96 in Lawrence, KS

HIGH SCHOOL: Lawrence (KS)

RESIDES: Lawrence, KS

COLLEGE: Missouri

SIGNING SCOUTS: Nathan Beuster

ACQUIRED (SIGNED): Mets ninth-round pick in the 2018 First-Year Player Draft (6/9/18)

YR	CLUB	W-L	ERA	G	GS	CG	SHO	SV	IP	H	R	ER	HR	HB	BB	SO	WP	BK	
18																			Did Not Pitch - Injured

MORENO, HANSEL INFILDER

HT: 6-4 WT: 180 B/T: Switch/Right

BORN: 11/3/96 in Santo Domingo, Dominican Republic

RESIDES: Santo Domingo, Dominican Republic

SIGNING SCOUTS: Modesto Abreu & Gerardo Cabrera

ACQUIRED (SIGNED): Signed as a non-drafted free agent in 2014 (7/2/14)

YR	CLUB	AVG	G	AB	R	H	2B	3B	HR	RBI	SH	SF	HB	BB	SO	SB	CS	SLG	OBP	E
14	DSL Mets2 (R)	.204	29	103	14	21	1	1	0	7	3	1	0	17	34	3	1	.233	.314	9
15	DSL Mets1 (R)	.210	38	119	23	25	5	1	0	11	2	4	1	21	44	4	3	.269	.324	14
16	DSL Mets1 (R)	.317	64	249	53	79	8	9	3	28	1	4	1	21	43	14	8	.458	.367	19
17	GCL Mets (R)	.387	16	62	16	24	3	2	0	8	2	1	0	7	9	5	1	.500	.443	4
	Kingsport (R)	.261	41	165	32	43	10	1	4	23	5	1	2	15	52	9	3	.406	.328	20
18	Columbia (A)	.248	89	319	44	79	16	4	8	33	5	2	4	24	101	21	11	.398	.307	17
Minor League Totals		.266	277	1017	182	271	43	18	15	110	18	13	8	105	283	56	27	.388	.336	83

MORENO, JOSÉ RIGHT-HANDED PITCHER

HT: 6-4 WT: 175 B/T: Right/Right

BORN: 7/31/96 in Santo Domingo, Dominican Republic

RESIDES: Santo Domingo, Dominican Republic

SIGNING SCOUTS: Alexis De La Cruz & Gerardo Cabrera

ACQUIRED (SIGNED): Signed as a non-drafted free agent in 2014 (7/2/14)

YR	CLUB	W-L	ERA	G	GS	CG	SHO	SV	IP	H	R	ER	HR	HB	BB	SO	WP	BK	
14	DSL Mets2 (R)	0-0	6.43	5	0	0	0	0	7.0	9	5	5	1	2	6	5	3	0	
15	DSL Mets1 (R)	2-4	4.35	15	0	0	0	0	39.1	45	24	19	1	7	22	30	4	2	
16																			Did Not Play - Suspended
17	DSL Mets1 (R)	1-1	2.49	5	5	0	0	0	21.2	17	6	6	0	1	9	26	4	1	
	GCL Mets (R)	2-3	3.12	10	5	0	0	1	40.1	31	18	14	1	1	25	36	4	1	
18	Kingsport (R)	3-0	4.12	8	2	0	0	0	19.2	11	9	9	1	1	8	26	5	1	
Minor League Totals		8-8	3.73	43	12	0	0	1	128.0	113	62	53	4	12	70	123	20	5	

NEWTON, SHERVYEN INFILDER

HT: 6-4 WT: 180 B/T: Switch/Right

BORN: 4/24/99 in Tilburg, Netherlands

RESIDES: Willemstad, Curacao

SIGNING SCOUTS: Sendy Reina, Héctor Rincones, Harold Herrera & Chris Becerra

ACQUIRED (SIGNED): Signed as a non-drafted free agent in 2015 (7/2/15)

CAREER NOTES

2017...Ranked among the Dominican Summer League leaders in runs scored (51, T-4th) and triples (nine, T-2nd).

YR	CLUB	AVG	G	AB	R	H	2B	3B	HR	RBI	SH	SF	HB	BB	SO	SB	CS	SLG	OBP	E
16	DSL Mets2 (R)	.169	35	118	18	20	5	1	0	5	0	0	10	22	32	0	5	.229	.347	6
17	DSL Mets2 (R)	.311	66	241	51	75	11	9	1	31	5	3	4	50	57	10	4	.444	.433	15
18	Kingsport (R)	.280	56	207	50	58	16	2	5	41	1	8	4	46	84	4	0	.449	.408	11
Minor League Totals		.270	157	566	119	153	32	12	6	77	6	11	18	118	173	14	9	.401	.405	32

NOGOSEK, STEPHEN RIGHT-HANDED PITCHER

HT: 6-1 WT: 185 B/T: Right/Right

BORN: 1/11/95 in Roseville, CA

HIGH SCHOOL: Woodcreek HS (CA)

RESIDES: Roseville, CA

COLLEGE: University of Oregon

SIGNING SCOUT: Justin Horowitz (Boston)

ACQUIRED: Acquired along with RHP Gerson Bautista and RHP Jamie Callahan from Boston in exchange for RHP Addison Reed on July 31, 2017.

CAREER NOTES

College...Was a Pac-12 Conference first-team all-league pick following his junior season at Oregon where he went 2-2 with a 1.11 ERA and 16 saves...His 16 saves were tied for third-most in the country...Finished his Oregon career with the second-most saves and appearances (85) in school history...Pitched for the U.S. National Team following the 2015 season...

High School...Was a three-year captain at Woodcreek High where he played the infield and pitched...Also lettered in football twice while earning first-team all-league honors both seasons...Holds Sierra Foothill League record in passing yards, passing touchdowns and rushing yards by a quarterback...**Draft History**...Selected by Boston in the sixth round of the 2016 First-Year Player Draft.

YR	CLUB	W-L	ERA	G	GS	CG	SHO	SV	IP	H	R	ER	HR	HB	BB	SO	WP	BK
16	Lowell (R)	1-0	2.03	10	0	0	0	0	13.1	9	3	3	2	1	7	19	1	0
	Greenville (A)	0-2	5.14	10	0	0	0	2	14.0	17	9	8	1	0	3	12	0	0
17	Greenville (A)	2-3	2.55	23	0	0	0	13	35.1	24	10	10	4	3	11	45	1	0
	Salem (A)	2-1	4.08	13	0	0	0	6	17.2	15	8	8	3	2	10	18	2	0
	St. Lucie (A)	1-1	5.06	9	0	0	0	0	16.0	16	9	9	0	0	8	15	2	0
18	St. Lucie (A)	1-1	3.06	23	0	0	0	1	32.1	22	12	11	4	2	18	37	3	0
	Binghamton (AA)	0-0	8.10	16	0	0	0	0	20.0	16	20	18	3	0	21	21	5	0
Minor League Totals		7-8	4.06	104	0	0	0	22	148.2	119	71	67	17	8	78	167	14	0

NUÑEZ, DEDNIEL RIGHT-HANDED PITCHER

HT: 6-2 WT: 180 B/T: Right/Right

BORN: 6/5/96 in Puerto Plata, Dominican Republic

RESIDES: Puerto Plata, Dominican Republic

SIGNING SCOUT: Fernando Encarnación

ACQUIRED (SIGNED): Signed as a non-drafted free agent in 2016 (10/21/16)

YR	CLUB	W-L	ERA	G	GS	CG	SHO	SV	IP	H	R	ER	HR	HB	BB	SO	WP	BK
17	GCL Mets (R)	1-3	5.24	10	8	0	0	0	44.2	51	32	26	3	3	16	46	8	3
18	Kingsport (R)	4-1	3.79	11	7	0	0	1	40.1	38	18	17	2	5	16	36	3	0
Minor League Totals		5-4	4.55	21	15	0	0	1	85.0	89	50	43	5	8	32	82	11	3

NUÑEZ, MALVIN INFIELDER

HT: 5-11 WT: 152 B/T: Switch/Right

BORN: 1/20/99 in Cabrera, Dominican Republic

RESIDES: Cabrera, Dominican Republic

SIGNING SCOUTS: Anderson Taveras

ACQUIRED (SIGNED): Signed as a non-drafted free agent in 2017 (11/3/17)

YR	CLUB	AVG	G	AB	R	H	2B	3B	HR	RBI	SH	SF	HB	BB	SO	SB	CS	SLG	OBP	E
18	DSL Mets1 (R)	.203	61	197	32	40	7	2	0	13	2	1	6	38	43	14	6	.259	.347	10

NUÑEZ, NOAH RIGHT-HANDED PITCHER

HT: 6-4 WT: 195 B/T: Right/Right

BORN: 12/28/98 in Rowland Heights, CA

HIGH SCHOOL: Santana HS (CA)

RESIDES: Santee, CA

SIGNING SCOUT: Fred Mazuca

ACQUIRED (SIGNED): Mets 39th-round pick in the 2017 First-Year Player Draft (6/17/17)

YR	CLUB	W-L	ERA	G	GS	CG	SHO	SV	IP	H	R	ER	HR	HB	BB	SO	WP	BK
17	GCL Mets (R)	1-2	7.15	8	0	0	0	0	11.1	15	11	9	3	2	2	5	1	0
18	Kingsport (R)	1-2	6.43	8	4	0	0	0	21.0	29	19	15	6	1	7	20	2	0
Minor League Totals		2-4	6.68	16	4	0	0	0	32.1	44	30	24	9	3	9	25	3	0

O'NEIL, CONNER RIGHT-HANDED PITCHER

HT: 6-2 WT: 195 B/T: Right/Right

BORN: 9/25/94 in Kennewick, WA

HIGH SCHOOL: Southridge HS (WA)

RESIDES: San Clemente, CA

COLLEGE: Cal State Northridge

SIGNING SCOUT: Justin Schwartz

ACQUIRED (SIGNED): Mets seventh-round pick in the 2017 First-Year Player Draft (6/17/17)

CAREER NOTES

College...Was the Matadors' all-time leader in career saves (29) and posted the lowest career ERA (2.53) in the program's Division I history...Tied for fifth all-time career games pitched (78) and tenth in strikeouts (197)...Was selected in the 32nd round of the 2016 First-Year Player Draft by the Detroit Tigers but elected to return for his senior season.

YR	CLUB	W-L	ERA	G	GS	CG	SHO	SV	IP	H	R	ER	HR	HB	BB	SO	WP	BK
17	Brooklyn (A)	1-2	3.28	19	0	0	0	3	24.4	24	9	9	1	2	9	28	3	0
18	Columbia (A)	6-0	2.86	27	0	0	0	4	44.0	38	17	14	1	1	16	56	5	0
Minor League Totals		7-2	3.01	46	0	0	0	7	68.2	62	26	23	2	3	25	84	8	0

O'ROURKE, RYAN LEFT-HANDED PITCHER**MAJOR LEAGUE INVITE****OTAÑEZ, MICHEL** RIGHT-HANDED PITCHER

HT: 6-4 WT: 210 B/T: Right/Right

BORN: 7/3/97 in Villa La Mata, Dominican Republic

RESIDES: Cotui, Dominican Republic

SIGNING SCOUT: Marciano Álvarez

ACQUIRED (SIGNED): Signed as a non-drafted free agent in 2016 (7/2/16)

YR	CLUB	W-L	ERA	G	GS	CG	SHO	SV	IP	H	R	ER	HR	HB	BB	SO	WP	BK
16	DSL Mets1 (R)	1-1	4.64	5	5	0	0	0	21.1	23	11	11	0	2	6	21	4	0
17									Did Not Play - Injured									
18	Columbia (A)	1-6	7.64	11	7	0	0	0	35.1	42	39	30	2	7	24	33	4	1
Minor League Totals		2-7	6.51	16	12	0	0	0	56.2	65	50	41	2	9	30	54	8	1

OXFORD, BILLY RIGHT-HANDED PITCHER

HT: 6-1 WT: 220 B/T: Right/Right

BORN: 10/22/95 in Peoria, AZ

HIGH SCHOOL: Sunrise Mountain (AZ)

RESIDES: Peoria, AZ

COLLEGE: Azusa Pacific (CA)

SIGNING SCOUT: Fred Mazuca

ACQUIRED (SIGNED): Mets 27th-round pick in the 2017 First-Year Player Draft (6/19/17)

YR	CLUB	W-L	ERA	G	GS	CG	SHO	SV	IP	H	R	ER	HR	HB	BB	SO	WP	BK
17	Kingsport (R)	2-1	3.75	14	0	0	0	1	24.0	21	11	10	2	0	8	29	8	0
18	St. Lucie (A)	0-0	0.00	2	0	0	0	0	3.1	4	4	0	0	0	1	1	1	0
	Brooklyn (A)	8-1	1.34	26	0	0	0	0	40.1	36	8	6	1	0	14	26	3	0
Minor League Totals		10-2	2.13	42	0	0	0	1	67.2	61	23	16	3	0	23	56	12	0

PAEZ, MICHAEL INFIELDER

HT: 5-8 WT: 172 B/T: Right/Right

BORN: 12/8/94 in Miami, FL

HIGH SCHOOL: Miami Sunset Senior HS

RESIDES: Miami, FL

COLLEGE: Coastal Carolina

SIGNING SCOUT: Daniel Coles

ACQUIRED (SIGNED): Mets fourth-round pick in the 2016 First-Year Player Draft (7/7/16)

CAREER NOTES

2017...Was a mid-season All-Star with Columbia (A) of the South Atlantic League...College...Helped lead Coastal Carolina to a College World Series title as a junior...Delivered a walk-off double vs. LSU to send Coastal Carolina to the College World Series.

YR	CLUB	AVG	G	AB	R	H	2B	3B	HR	RBI	SH	SF	HB	BB	SO	SB	CS	SLG	OBP	E
16	Brooklyn (A)	.190	46	179	18	34	11	0	2	11	1	1	2	18	43	8	6	.285	.270	8
17	Columbia (A)	.290	64	224	32	65	21	2	8	43	0	5	7	27	56	8	5	.509	.376	10
	St. Lucie (A)	.200	63	215	24	43	9	0	2	23	0	3	9	32	42	1	5	.270	.324	5
18	St. Lucie (A)	.270	121	408	54	110	20	1	11	48	3	9	7	41	79	4	8	.404	.340	22
Minor League Totals		.246	294	1026	128	252	61	3	23	125	4	18	25	118	220	21	24	.378	.333	45

PALMER, JAYLEN INFIELDER

HT: 6-4 WT: 190 B/T: Right/Right

BORN: 7/31/00 in Flushing, NY

HIGH SCHOOL: Holy Cross (NY)

RESIDES: Brooklyn, NY

SIGNING SCOUT: John Kosciak

ACQUIRED (SIGNED): Mets 22nd-round pick in the 2018 First-Year Player Draft (6/27/18)

YR	CLUB	AVG	G	AB	R	H	2B	3B	HR	RBI	SH	SF	HB	BB	SO	SB	CS	SLG	OBP	E
18	GCL Mets (R)	.310	25	87	13	27	4	1	1	11	1	0	4	8	27	5	2	.414	.394	4

PANIAGUA, JAISON RIGHT-HANDED PITCHER

HT: 6-2 WT: 190 B/T: Right/Right

BORN: 2/25/98 in Bona0, Dominican Republic

RESIDES: Bona0, Dominican Republic

SIGNING SCOUT: Fernando Encarnaci3n

ACQUIRED (SIGNED): Signed as a non-drafted free agent in 2018 (4/5/18)

YR	CLUB	W-L	ERA	G	GS	CG	SHO	SV	IP	H	R	ER	HR	HB	BB	SO	WP	BK
18	DSL Mets2 (R)	0-0	9.64	5	0	0	0	0	4.2	6	5	5	1	2	5	2	1	0

PARRA, ANDRÉS INFIELDER

HT: 6-1 WT: 150 B/T: Switch/Right

BORN: 9/9/99 in Maracaibo, Venezuela

RESIDES: Maracaibo, Venezuela

SIGNING SCOUT: Robert Espejo

ACQUIRED (SIGNED): Signed as a non-drafted free agent in 2018 (2/12/18)

YR	CLUB	AVG	G	AB	R	H	2B	3B	HR	RBI	SH	SF	HB	BB	SO	SB	CS	SLG	OBP	E
18	DSL Mets1 (R)	.205	63	215	24	44	9	3	0	16	2	2	1	22	57	8	5	.274	.279	24

PARRA-RAMÍREZ, FRANKLIN LEFT-HANDED PITCHER

HT: 6-1 WT: 185 B/T: Left/Left

BORN: 9/13/99 in Copiague, NY

RESIDES: Copiague, NY

SIGNING SCOUT: John Kosciak

ACQUIRED (SIGNED): Mets 11th-round pick in the 2018 First-Year Player Draft (7/6/18)

YR	CLUB	W-L	ERA	G	GS	CG	SHO	SV	IP	H	R	ER	HR	HB	BB	SO	WP	BK
18	GCL Mets (R)	1-0	0.90	6	0	0	0	0	10.0	5	1	1	0	0	11	10	1	0

PASCUAL, OLIVER INFIELDER

HT: 5-10 WT: 180 B/T: Switch/Right

BORN: 11/16/96 in Santo Domingo Centro, Dominican Republic

RESIDES: Santo Domingo Este, Dominican Republic

SIGNING SCOUTS: Marciano Álvarez & Gerardo Cabrera

ACQUIRED (SIGNED): Signed as a non-drafted free agent in 2013 (9/10/13)

YR	CLUB	AVG	G	AB	R	H	2B	3B	HR	RBI	SH	SF	HB	BB	SO	SB	CS	SLG	OBP	E
14	DSL Mets1 (R)	.229	62	227	28	52	8	0	0	27	8	4	3	36	40	12	8	.264	.337	19
15	DSL Mets1 (R)	.248	32	121	23	30	8	0	0	11	3	0	3	13	25	3	5	.314	.336	13
	DSL Mets2 (R)	.238	23	84	16	20	4	2	0	9	0	0	1	13	19	5	3	.333	.347	5
	GCL Mets (R)	.143	2	7	1	1	0	0	0	0	0	0	1	1	2	0	0	.143	.333	0
16	GCL Mets (R)	.241	40	133	21	32	7	0	0	9	1	1	1	14	24	1	2	.293	.315	5
	Kingsport (R)	.167	4	12	2	2	0	0	0	1	1	0	1	3	1	0	0	.167	.286	2
17	Kingsport (R)	.295	12	44	7	13	2	0	0	3	1	0	0	4	11	0	0	.341	.354	5
	Columbia (A)	.286	5	14	1	4	0	0	0	2	0	1	0	1	2	0	0	.286	.313	1
18	Brooklyn (A)	.289	10	38	3	11	2	0	0	5	0	0	0	9	0	1	0	.342	.289	2
	Columbia (A)	.091	17	55	2	5	1	0	0	1	1	0	0	2	16	0	1	.109	.123	1
	Binghamton (AA)	.280	7	25	1	7	1	0	0	3	1	0	0	9	0	0	0	.320	.280	1
Minor League Totals		.233	214	760	105	177	33	2	0	71	16	6	10	85	160	21	21	.282	.316	54

PAYNE, JOSHUA RIGHT-HANDED PITCHER

HT: 6-6 WT: 255 B/T: Right/Right

BORN: 10/3/94 in West Haven, UT

HIGH SCHOOL: Fremont HS (UT)

RESIDES: Canyon, TX

COLLEGE: West Texas A&M

SIGNING SCOUT: Max Semler

ACQUIRED (SIGNED): Mets 22nd-round pick in the 2017 First-Year Player Draft (6/19/17)

YR	CLUB	W-L	ERA	G	GS	CG	SHO	SV	IP	H	R	ER	HR	HB	BB	SO	WP	BK
17	Kingsport (R)	0-1	3.31	9	0	0	0	0	16.1	10	6	6	0	0	4	25	0	0
18	Columbia (A)	4-3	4.39	28	0	0	0	1	41.0	44	25	20	4	4	10	43	6	0
Minor League Totals		4-4	4.08	37	0	0	0	1	57.1	54	31	26	4	4	14	68	6	0

PEDEN, NATE RIGHT-HANDED PITCHER

HT: 6-4 WT: 170 B/T: Right/Right

BORN: 10/16/98 in DeBary, FL

HIGH SCHOOL: University HS (FL)

RESIDES: DeBary, FL

SIGNING SCOUT: Jon Updike

ACQUIRED (SIGNED): Mets 13th-round pick in the 2017 First-Year Player Draft (6/19/17)

YR	CLUB	W-L	ERA	G	GS	CG	SHO	SV	IP	H	R	ER	HR	HB	BB	SO	WP	BK
17	GCL Mets (R)	1-1	6.35	8	1	0	0	0	11.1	19	9	8	2	0	5	9	0	0
18	Kingsport (R)	2-5	6.48	11	10	0	0	0	50.0	67	42	36	5	7	17	35	4	0
Minor League Totals		3-6	6.46	19	11	0	0	0	61.1	86	51	44	7	7	22	44	4	0

PEÑA, JASSON RIGHT-HANDED PITCHER

HT: 6-3 WT: 180 B/T: Right/Right

BORN: 6/9/98 in Moca, Dominican Republic

RESIDES: Moca, Dominican Republic

SIGNING SCOUT: Anderson Taveras

ACQUIRED (SIGNED): Signed as a non-drafted free agent in 2016 (11/14/16)

YR	CLUB	W-L	ERA	G	GS	CG	SHO	SV	IP	H	R	ER	HR	HB	BB	SO	WP	BK
17	DSL Mets1 (R)	2-3	2.29	12	2	0	0	2	39.1	24	17	10	1	5	10	39	6	1
18	DSL Mets1 (R)	0-2	9.00	2	0	0	0	0	3	3	4	3	1	2	1	5	3	0
Minor League Totals		2-5	2.76	14	2	0	0	2	42.1	27	21	13	2	7	11	44	9	1

PEREIRA, WALTER INFIELDER

HT: 5-10 WT: 165 B/T: Right/Right

BORN: 11/2/99 in Caracas Venezuela

RESIDES: Caracas, Venezuela

SIGNING SCOUTS: Carlos Pérez

ACQUIRED (SIGNED): Signed as a non-drafted free agent in 2018 (6/13/18)

YR	CLUB	AVG	G	AB	R	H	2B	3B	HR	RBI	SH	SF	HB	BB	SO	SB	CS	SLG	OBP	E
18	DSL Mets1 (R)	.212	9	33	7	7	2	0	1	6	2	0	0	2	9	2	0	.364	.257	6

PEROZA, JOSÉ INFIELDER

HT: 6-1 WT: 204 B/T: Right/Right

BORN: 6/15/00 in San Felipe, Venezuela

RESIDES: San Felipe, Venezuela

SIGNING SCOUTS: Ismael Pérez & Héctor Rincones

ACQUIRED (SIGNED): Signed as a non-drafted free agent in 2016 (7/2/16)

YR	CLUB	AVG	G	AB	R	H	2B	3B	HR	RBI	SH	SF	HB	BB	SO	SB	CS	SLG	OBP	E
17	DSL Mets1 (R)	.300	57	213	29	64	21	1	2	28	0	2	0	17	55	7	3	.437	.349	8
	GCL Mets (R)	.176	5	17	1	3	0	0	0	1	1	0	0	1	8	0	1	.176	.222	1
18	GCL Mets (R)	.184	24	87	4	16	3	1	0	7	0	0	0	8	25	2	2	.241	.253	2
Minor League Totals		.262	86	317	34	83	24	2	2	36	1	2	0	26	88	9	6	.369	.316	11

PETERSON, DAVID LEFT-HANDED PITCHER

MAJOR LEAGUE INVITE

PIZZANO, DARIO OUTFIELDER

HT: 5-11 WT: 200 B/T: Left/Right

BORN: 4/25/91 in Boston, MA

HIGH SCHOOL: Malden Catholic (MA)

RESIDES: Saugus, MA

COLLEGE: Columbia

SIGNING SCOUT: Brian Nichols (Seattle)

ACQUIRED (SIGNED): Signed as a minor league free agent in 2018 (11/26/18)

CAREER NOTES

2015...Recorded a 25-game hitting streak from April 16-May 17...Named to the Southern League All-Star Team...**2013**... Finished second in the Midwest League with 40 doubles...**2012**...Won the Appalachian League batting title (.356) and led the league in OBP (.442)...**College**...Named to All-Ivy League first team all three seasons from 2010-2012.

YR	CLUB	AVG	G	AB	R	H	2B	3B	HR	RBI	SH	SF	HB	BB	SO	SB	CS	SLG	OBP	E
12	Pulaski (R)	.356	53	188	34	67	15	1	4	28	1	4	6	26	35	3	0	.511	.442	2
	Everett (A)	.333	6	21	1	7	3	0	0	1	0	0	0	4	2	0	0	.476	.440	1
13	Clinton (A)	.311	126	463	75	144	40	5	8	70	0	4	3	61	48	8	4	.471	.392	2
14	High Desert (A)	.275	35	138	33	38	16	2	3	21	0	1	0	23	16	0	0	.486	.377	0
	Jackson (AA)	.228	81	272	32	62	14	5	8	55	0	6	5	45	38	1	1	.404	.341	3
15	Jackson (AA)	.308	58	221	26	68	13	4	4	33	0	1	2	19	20	2	0	.457	.366	0
16	Jackson (AA)	.164	22	73	6	12	2	2	0	8	0	1	1	11	9	0	0	.247	.279	0
	Tacoma (AAA)	.259	77	247	23	64	12	4	2	29	0	4	1	16	42	0	0	.364	.302	0
17	Tacoma (AAA)	.229	44	140	16	32	8	1	5	16	0	1	3	11	19	1	0	.407	.297	3
	Arkansas (AA)	.294	72	272	40	80	12	1	8	41	0	2	8	28	27	2	1	.434	.374	1
18	Arkansas (AA)	.285	107	400	43	114	20	3	11	59	0	4	3	47	55	2	1	.433	.361	2
	Minor League Totals	.283	681	2435	329	688	155	28	53	361	0	5	4	27	61	19	7	.434	.363	14

PLAIA, COLTON CATCHER**MAJOR LEAGUE INVITE****PLANCK, CAMERON** RIGHT-HANDED PITCHER

HT: 6-3 WT: 210 B/T: Right/Right

BORN: 3/5/98 in Morehead, KY

HIGH SCHOOL: Rowan County Senior (KY)

RESIDES: Morehead, KY

SIGNING SCOUT: Jarrett England

ACQUIRED (SIGNED): Mets 11th-round pick in the 2016 First-Year Player Draft (7/13/16)

YR	CLUB	W-L	ERA	G	GS	CG	SHO	SV	IP	H	R	ER	HR	HB	BB	SO	WP	BK
16									Did Not Pitch									
17									Did Not Pitch - Injured									
18	Kingsport (R)	0-0	27.00	2	1	0	0	0	0.2	1	2	2	0	0	1	1	0	0

POBEREYKO, MATT RIGHT-HANDED PITCHER

HT: 6-3 WT: 220 B/T: Right/Right

BORN: 12/24/91 in Hammond, IN

HIGH SCHOOL: Bishop Noll Institute (IN)

RESIDES: Munster, IN

COLLEGE: Kentucky Wesleyan

SIGNING SCOUT: Joseph Kowal (Arizona)

ACQUIRED (SIGNED): Signed as a minor league free agent in 2017 (6/22/17)

YR	CLUB	W-L	ERA	G	GS	CG	SHO	SV	IP	H	R	ER	HR	HB	BB	SO	WP	BK
16	AZL D-backs (R)	1-0	0.64	8	0	0	0	3	34.0	6	1	1	0	2	6	20	2	0
	Visalia (A)	0-0	2.08	2	0	0	0	0	4.1	3	1	1	0	0	2	7	0	0
	Hillsboro (A)	0-2	11.42	5	0	0	0	0	8.2	12	12	11	2	2	2	9	2	1
17	Columbia (A)	2-2	3.15	23	0	0	0	2	34.1	26	16	12	2	0	14	53	3	0
18	Las Vegas (AAA)	0-0	12.00	1	0	0	0	0	3.0	6	6	4	0	0	2	0	1	0
	St. Lucie (A)	2-3	3.19	36	0	0	0	10	48.0	30	20	17	3	1	24	55	4	1
	Binghamton (AA)	1-0	0.00	5	0	0	0	0	5.2	2	2	0	0	1	1	6	1	0
	Minor League Totals	6-7	3.51	80	0	0	0	15	118.0	85	58	46	7	6	51	150	13	2

POLANCO, FEDERICO INFIELDER

HT: 5-10 WT: 155 B/T: Left/Right

BORN: 3/20/01 in San Pedro de Macoris, Dominican Republic**RESIDES:** San Pedro de Macoris, Dominican Republic**SIGNING SCOUT:** Marciano Álvarez**ACQUIRED (SIGNED):** Signed as a non-drafted free agent in 2017 (7/2/17)

YR	CLUB	AVG	G	AB	R	H	2B	3B	HR	RBI	SH	SF	HB	BB	SO	SB	CS	SLG	OBP	E
18	DSL Mets2 (R)	.201	64	249	28	50	6	3	0	18	0	0	2	19	53	11	3	.249	.263	19

PUJOLS, CRISTOPHER INFIELDER

HT: 6-3 WT: 180 B/T: Right/Right

BORN: 8/19/97 in Santo Domingo Este, Dominican Republic**RESIDES:** Santo Domingo Este, Dominican Republic**SIGNING SCOUT:** Fernando Encarnación**ACQUIRED (SIGNED):** Signed as a non-drafted free agent in 2016 (3/14/16)

YR	CLUB	AVG	G	AB	R	H	2B	3B	HR	RBI	SH	SF	HB	BB	SO	SB	CS	SLG	OBP	E
16	DSL Mets1 (R)	.327	17	52	8	17	4	2	0	4	0	0	3	5	14	1	0	.481	.417	3
	DSL Mets2 (R)	.243	30	103	7	25	6	0	0	5	0	0	1	5	18	4	3	.301	.284	9
17	DSL Mets2 (R)	.349	16	63	9	22	5	1	0	13	0	2	0	5	8	5	2	.460	.386	5
18	GCL Mets (R)	.219	42	146	23	32	8	1	1	13	0	5	0	17	35	6	3	.308	.292	17
Minor League Totals		.264	105	364	47	96	23	4	1	35	0	7	4	32	75	16	8	.357	.324	34

RAMÍREZ, MIGUEL RIGHT-HANDED PITCHER

HT: 6-1 WT: 145 B/T: Right/Right

BORN: 3/10/97 in Sanchez Ramirez, Dominican Republic**RESIDES:** Sanchez Ramirez, Dominican Republic**SIGNING SCOUTS:** Daurys Nin, Chris Becerra & Gerardo Cabrera**ACQUIRED (SIGNED):** Signed as a non-drafted free agent in 2015 (7/28/15)**CAREER NOTES**

2017...Was the Sterling Award winner for DSL Mets1...Finished among the Dominican Summer League leaders in ERA (1.76, eighth), WHIP (0.90, third) and the lowest walks per 9.0 innings ratio among starters (0.40).

YR	CLUB	W-L	ERA	G	GS	CG	SHO	SV	IP	H	R	ER	HR	HB	BB	SO	WP	BK
16	DSL Mets2 (R)	0-7	5.14	16	9	0	0	2	42.0	38	35	24	2	4	30	37	9	2
17	DSL Mets1 (R)	6-2	1.76	14	14	0	0	0	66.2	57	18	13	1	0	3	53	13	0
18	GCL Mets (R)	0-1	2.60	17	0	0	0	0	17.1	13	7	5	1	2	14	15	4	1
Minor League Totals		6-10	3.00	47	23	0	0	2	126.0	108	60	42	4	6	47	105	26	3

RAMOS, DARWIN RIGHT-HANDED PITCHER

HT: 6-2 WT: 210 B/T: Right/Right

BORN: 11/23/95 in Valencia, Venezuela**RESIDES:** Puerto Cabello, Venezuela**SIGNING SCOUTS:** Ismael Pérez & Héctor Rincones**ACQUIRED (SIGNED):** Signed as a non-drafted free agent in 2012 (11/1/12)

YR	CLUB	W-L	ERA	G	GS	CG	SHO	SV	IP	H	R	ER	HR	HB	BB	SO	WP	BK
13	DSL Mets2 (R)	3-2	3.43	11	11	0	0	0	42.0	37	17	16	2	3	5	40	3	1
14	GCL Mets (R)	2-4	3.96	10	7	0	0	0	38.2	39	26	17	0	3	12	30	1	2
15	Kingsport (R)	2-4	4.47	10	8	0	0	0	46.1	47	24	23	3	3	20	41	3	0
16	Kingsport (R)	0-3	5.31	13	5	0	0	1	39.0	44	33	23	2	0	16	42	4	3
17	St. Lucie (A)	0-0	6.23	5	0	0	0	0	8.2	9	9	6	2	0	5	11	1	0
	Brooklyn (A)	2-3	3.86	8	6	0	0	0	32.2	29	19	14	0	2	16	37	3	0
	Columbia (A)	2-3	4.81	12	5	0	0	0	39.1	47	24	21	2	4	19	27	5	1
18	Columbia (A)	4-3	4.74	37	0	0	0	2	74.0	83	39	39	2	1	26	73	15	1
Minor League Totals		15-22	4.46	106	42	0	0	3	320.2	335	191	159	13	16	119	301	35	8

RASQUIN, WALTER CATCHER/INFIELDER

HT: 5-9 WT: 200 B/T: Right/Right

BORN: 3/21/96 in Caucagua, Venezuela**RESIDES:** Caucagua, Venezuela**SIGNING SCOUTS:** Carlos Pérez & Héctor Rincones**ACQUIRED (SIGNED):** Signed as a non-drafted free agent in 2013 (6/4/13)**CAREER NOTES****2017...**His 32 stolen bases were second-best among Mets minor leaguers..**2014...**Dominican Summer League #2 Sterling Award winner.

YR	CLUB	AVG	G	AB	R	H	2B	3B	HR	RBI	SH	SF	HB	BB	SO	SB	CS	SLG	OBP	E
13	DSL Mets1 (R)	.167	4	12	1	2	0	0	0	0	0	0	0	3	4	1	0	.167	.333	1
14	DSL Mets2 (R)	.321	58	165	33	53	11	2	1	23	1	1	7	25	22	12	4	.430	.429	10
15	GCL Mets (R)	.301	36	103	14	31	5	0	1	14	6	3	3	11	21	5	3	.379	.375	8
16	Kingsport (R)	.294	49	187	24	55	3	3	2	20	0	0	1	16	31	8	3	.374	.353	16
17	Brooklyn (A)	.300	63	243	41	73	21	1	1	19	1	4	4	13	40	32	8	.407	.341	5
18	GCL Mets (R)	.524	6	21	3	11	1	1	1	8	0	0	1	4	4	5	1	.810	.615	2
	Columbia (A)	.298	13	47	10	14	3	1	1	9	1	0	1	3	11	3	0	.468	.353	1
	Brooklyn (A)	.299	40	144	23	43	9	0	1	16	0	2	2	16	28	8	2	.382	.372	0
Minor League Totals		.306	269	922	149	282	53	8	8	109	9	10	19	91	161	74	21	.407	.376	43

REGNAULT, ANDRES CATCHER

HT: 6-2 WT: 225 B/T: Right/Right

BORN: 12/21/98 in Caracas, Venezuela**RESIDES:** Caracas, Venezuela**SIGNING SCOUTS:** Héctor Rincones & Ismael Pérez**ACQUIRED (SIGNED):** Signed as a non-drafted free agent in 2015 (7/24/15)**CAREER NOTES****2018...**Dominican Summer League #1 Sterling Award winner..Mid-season DSL All-Star.

YR	CLUB	AVG	G	AB	R	H	2B	3B	HR	RBI	SH	SF	HB	BB	SO	SB	CS	SLG	OBP	E
16	DSL Mets2 (R)	.132	39	106	11	14	3	0	0	9	1	0	2	17	39	2	0	.160	.264	5
17	DSL Mets2 (R)	.270	36	115	13	31	4	0	3	13	1	0	4	12	28	3	2	.383	.359	1
18	DSL Mets1 (R)	.333	53	192	33	64	17	1	9	45	0	2	8	22	33	5	3	.573	.420	5
Minor League Totals		.264	128	413	57	109	24	1	12	67	2	2	14	51	100	10	5	.414	.363	11

RENNIE, LUC RIGHT-HANDED PITCHER

HT: 6-2 WT: 215 B/T: Right/Right

BORN: 4/26/94 in Indianapolis, IN**RESIDES:** San Diego, CA**HIGH SCHOOL:** Torrey Pines HS (CA)**SIGNING SCOUTS:** Mark Ralston (Baltimore)**ACQUIRED (SIGNED):** Signed as a minor league free agent in 2018 (7/4/18)

YR	CLUB	W-L	ERA	G	GS	CG	SHO	SV	IP	H	R	ER	HR	HB	BB	SO	WP	BK
12	GCL Orioles (R)	1-1	3.04	12	0	0	0	1	26.2	24	10	9	0	3	9	27	2	0
13	Aberdeen (A)	0-1	2.79	2	2	0	0	0	9.2	9	3	3	0	1	5	12	0	0
	Frederick (A)	1-2	5.56	3	2	0	0	0	11.1	11	9	7	1	1	6	6	1	0
	Delmarva (A)	4-5	3.91	10	10	1	0	0	53.0	57	30	23	4	3	13	40	1	0
14	Aberdeen (A)	2-2	8.10	7	1	0	0	1	26.2	29	25	24	3	2	10	24	2	0
	Delmarva (A)	3-7	6.21	17	15	0	0	0	87.0	131	71	60	8	6	21	72	3	1
15	Aberdeen (A)	0-0	5.14	2	2	0	0	0	7.0	8	4	4	0	1	5	7	0	0
16	Evansville (Ind.)	1-4	7.33	18	7	0	0	0	46.2	60	42	38	4	6	30	41	7	0
17	Evansville (Ind.)	7-5	2.91	13	12	0	0	0	77.1	71	36	25	6	1	39	66	7	0
18	Evansville (Ind.)	4-1	2.31	10	10	0	0	0	62.1	51	20	16	1	5	20	70	3	0
	Columbia (A)	3-4	4.07	10	9	1	0	0	55.1	61	26	25	4	4	11	60	6	0
Minor League Totals		14-22	5.04	63	41	2	0	2	276.2	330	178	155	20	21	80	248	15	1
Independent Totals		12-10	3.82	41	29	0	0	0	186.1	182	98	79	11	12	89	177	17	0

REENTERIA, MARCEL RIGHT-HANDED PITCHER

HT: 5-11 WT: 185 B/T: Right/Right

BORN: 9/27/94 in Nogales, AZ

HIGH SCHOOL: Nogales HS (AZ)

RESIDES: Rio Rico, AZ

COLLEGE: New Mexico State

SIGNING SCOUTS: Kevin Roberson

ACQUIRED (SIGNED): Mets sixth-round selection in the 2017 First-Year Player Draft (6/19/17)

CAREER NOTES

Personal...Is related to former Montreal Expos Gil Heredia and Dave Oropeza Sr.

YR	CLUB	W-L	ERA	G	GS	CG	SHO	SV	IP	H	R	ER	HR	HB	BB	SO	WP	BK
17	Brooklyn (A)	1-2	9.53	9	0	0	0	1	11.1	15	12	12	0	1	7	17	4	1
18	Columbia (A)	5-3	4.23	15	15	0	0	0	76.2	77	43	36	6	7	23	72	1	1
Minor League Totals		6-5	4.91	24	15	0	0	1	88.0	92	55	48	6	8	30	89	5	2

REYES, WILMER INFIELDER

HT: 6-1 WT: 160 B/T: Right/Right

BORN: 12/22/97 in Mao, Dominican Republic

RESIDES: Mao, Dominican Republic

SIGNING SCOUT: Daurys Nin

ACQUIRED (SIGNED): Signed as a non-drafted free agent in 2016 (3/8/16)

YR	CLUB	AVG	G	AB	R	H	2B	3B	HR	RBI	SH	SF	HB	BB	SO	SB	CS	SLG	OBP	E
16	DSL Mets2 (R)	.264	58	220	27	58	7	3	2	20	1	2	3	11	25	5	3	.350	.305	16
17	DSL Mets1 (R)	.242	59	215	39	52	11	3	2	26	1	3	8	25	29	13	6	.349	.339	9
	GCL Mets (R)	.333	13	54	7	18	5	0	0	7	1	1	0	6	8	7	2	.426	.393	1
18	GCL Mets (R)	.269	32	119	18	32	5	2	3	10	0	0	2	3	17	2	5	.420	.298	0
	St. Lucie (A)	.231	5	13	2	3	0	0	1	1	0	0	0	4	0	0	0	.462	.231	0
	Kingsport (R)	.000	2	8	0	0	0	0	0	0	0	0	0	3	0	0	0	.000	.000	0
Minor League Totals		.259	169	629	93	163	28	8	8	64	3	6	13	45	86	27	16	.367	.319	26

RHEAMS, ZACHARY OUTFIELDER

HT: 6-0 WT: 235 B/T: Left/Left

BORN: 7/5/96 in Plano, TX

HIGH SCHOOL: Brazoswood (TX)

RESIDES: Lubbock, TX

COLLEGE: Texas Tech

SIGNING SCOUT: Max Semler

ACQUIRED (SIGNED): Mets 27th-round selection in the 2018 First-Year Player Draft (6/28/18)

YR	CLUB	AVG	G	AB	R	H	2B	3B	HR	RBI	SH	SF	HB	BB	SO	SB	CS	SLG	OBP	E
18	Kingsport (R)	.208	6	24	3	5	0	0	0	1	0	0	1	1	8	0	0	.208	.269	1
	Columbia (A)	.226	45	155	19	35	8	0	8	25	0	1	5	15	48	0	0	.432	.313	1
Minor League Totals		.223	51	179	22	40	8	0	8	26	0	1	6	16	56	0	0	.402	.307	2

RIZZIE, DAN CATCHER

HT: 6-2 WT: 200 B/T: Right/Right

BORN: 11/26/93 in Orland Park, IL

HIGH SCHOOL: Carl Sandburg (IL)

RESIDES: Orland Park, IL

COLLEGE: Xavier

SIGNING SCOUT: Jarrett England

ACQUIRED (SIGNED): Mets 13th-round selection in the 2016 First-Year Player Draft (6/16/16)

CAREER NOTES

2016...Was part of the first triple play in Brooklyn Cyclones history...College...Earned first-team all-Big East honors in 2016...Was named Big East Championship Most Outstanding Player.

YR	CLUB	AVG	G	AB	R	H	2B	3B	HR	RBI	SH	SF	HB	BB	SO	SB	CS	SLG	OBP	E
16	Brooklyn (A)	.162	33	105	10	17	3	1	0	8	0	2	5	14	9	3	2	.210	.286	1
17	St. Lucie (A)	.153	20	59	2	9	1	0	0	1	0	1	1	9	13	0	0	.169	.271	4
	Columbia (A)	.261	52	184	8	48	8	0	0	15	3	0	0	15	38	0	0	.304	.317	3
18	Columbia (A)	.318	6	22	3	7	0	0	0	2	0	0	1	1	3	0	0	.318	.375	0
	St. Lucie (A)	.248	67	214	20	53	9	0	2	20	0	6	0	20	33	0	2	.318	.304	5
Minor League Totals		.229	178	584	43	134	21	1	2	46	3	9	7	59	96	3	4	.279	.303	13

RODRÍGUEZ, ENDY CATCHER

HT: 6-0 WT: 170 B/T: Switch/Right

BORN: 5/26/00 in Santiago, Dominican Republic**RESIDES:** Santiago, Dominican Republic**SIGNING SCOUT:** Anderson Taveras**ACQUIRED (SIGNED):** Signed as a non-drafted free agent in 2018 (7/2/18)

YR	CLUB	AVG	G	AB	R	H	2B	3B	HR	RBI	SH	SF	HB	BB	SO	SB	CS	SLG	OBP	E
18	DSL Mets2 (R)	.385	11	39	7	15	2	1	0	6	0	1	0	5	9	1	2	.487	.444	0
	DSL Mets1 (R)	.197	24	76	15	15	4	1	2	17	0	3	2	15	17	1	0	.355	.333	2
Minor League Totals		.261	35	115	22	30	6	2	2	23	0	4	2	20	26	2	2	.400	.369	2

RODRÍGUEZ, HÉCTOR LEFT-HANDED PITCHER

HT: 6-2 WT: 170 B/T: Left/Left

BORN: 12/27/97 in Carabobo, Venezuela**RESIDES:** Yaracuy, Venezuela**ACQUIRED (SIGNED):** Signed as a non-drafted free agent in 2017 (3/23/17)

YR	CLUB	W-L	ERA	G	GS	CG	SHO	SV	IP	H	R	ER	HR	HB	BB	SO	WP	BK
17	DSL Mets1 (R)	3-0	1.86	13	0	0	0	4	38.2	21	12	8	0	2	21	55	2	1
18	DSL Mets2 (R)	0-0	1.50	3	3	0	0	0	12.0	6	3	2	0	0	5	9	0	0
	GCL Mets (R)	0-0	4.33	11	2	0	0	0	27.0	20	14	13	1	3	18	27	2	0
Minor League Totals		3-0	2.67	27	5	0	0	4	77.2	47	29	23	1	5	44	91	4	1

RODRÍGUEZ, MANNY INFILDER

HT: 5-10 WT: 175 B/T: Right/Right

BORN: 7/4/96 in Brooklyn, NY**RESIDES:** Brooklyn, NY**SIGNING SCOUT:** Jarrett England**ACQUIRED (SIGNED):** Mets 10th-round selection in the 2018 First-Year Player Draft (6/9/18)

YR	CLUB	AVG	G	AB	R	H	2B	3B	HR	RBI	SH	SF	HB	BB	SO	SB	CS	SLG	OBP	E
18	Brooklyn (A)	.236	51	174	19	41	8	2	2	18	1	1	2	14	58	5	2	.339	.298	12

RODRÍGUEZ, MARTÍN RIGHT-HANDED PITCHER

HT: 6-1 WT: 195 B/T: Right/Right

BORN: 1/13/00 in Mexicali, Mexico**RESIDES:** Mexicali, Mexico**ACQUIRED (SIGNED):** Signed as a non-drafted free agent in 2018 (3/28/18)

YR	CLUB	W-L	ERA	G	GS	CG	SHO	SV	IP	H	R	ER	HR	HB	BB	SO	WP	BK
18	DSL Mets1 (R)	2-0	2.77	13	0	0	0	3	26.0	20	9	8	0	1	7	16	5	1

ROJAS, OSCAR RIGHT-HANDED PITCHER

HT: 5-11 WT: 200 B/T: Right/Right

BORN: 5/5/99 in Guanajuato, Mexico**RESIDES:** Guanajuato, Mexico**SIGNING SCOUT:** Gabriel Low**ACQUIRED (SIGNED):** Signed as a non-drafted free agent in 2017 (5/24/17)

YR	CLUB	W-L	ERA	G	GS	CG	SHO	SV	IP	H	R	ER	HR	HB	BB	SO	WP	BK
17	DSL Mets2 (R)	1-2	2.18	7	7	0	0	0	33.0	27	9	8	0	0	2	35	3	0
18	GCL Mets (R)	3-3	3.83	8	7	0	0	0	42.1	34	19	18	1	1	12	40	4	0
	Kingsport (R)	0-2	6.75	2	2	0	0	0	8.0	11	7	6	2	0	3	2	0	0
Minor League Totals		4-7	3.46	17	16	0	0	0	83.1	72	35	32	3	1	17	77	7	0

ROMERO, YOEL INFIELDER

HT: 6-3 WT: 170 B/T: Right/Right

BORN: 4/10/98 in Caracas, Venezuela**RESIDES:** Caracas, Venezuela**SIGNING SCOUTS:** Carlos Pérez & Héctor Rincones**ACQUIRED (SIGNED):** Signed as a non-drafted free agent in 2014 (7/2/14)**CAREER NOTES**

2017...Was the Sterling Award Co-Winner for the DSL Mets2 squad...His .364 average was second-best in the DSL...Also ranked among the league leaders in hits (second), on-base percentage (.439, fourth) and total bases (111, third).

YR	CLUB	AVG	G	AB	R	H	2B	3B	HR	RBI	SH	SF	HB	BB	SO	SB	CS	SLG	OBP	E
15	DSL Mets2 (R)	.028	12	36	2	1	0	0	0	0	0	0	2	3	11	0	2	.028	.146	0
	DSL Mets1 (R)	.244	38	119	19	29	8	2	0	11	1	1	3	9	32	3	2	.345	.311	10
16	DSL Mets2 (R)	.170	49	141	14	24	4	1	0	11	2	1	2	12	27	8	3	.213	.244	7
17	DSL Mets2 (R)	.364	67	239	47	87	10	4	2	35	3	4	4	31	32	17	7	.464	.439	2
18	Kingsport (R)	.265	53	204	42	54	10	0	4	38	1	3	2	33	41	12	7	.373	.368	10
Minor League Totals		.264	219	739	124	195	32	7	6	95	7	9	13	88	143	40	21	.350	.349	29

ROSEBOOM, DAVID LEFT-HANDED PITCHER

HT: 6-3 WT: 225 B/T: Left/Left

BORN: 5/17/92 in Pattersonville, NY**RESIDES:** Pattersonville, NY**SIGNING SCOUT:** John Hendricks**ACQUIRED (SIGNED):** Mets 17th-round pick in the 2014 First-Year Player Draft (6/10/14)**HIGH SCHOOL:** La Salle Institute (NY)**COLLEGE:** South Carolina Upstate**CAREER NOTES**

2017...Did not pitch after May 23 because of plantar plate disruption of the right foot...**2016...**Was tied for the Eastern League lead in appearances...Also ranked among the league leaders in saves (14, 5th), games finished (33, T-3rd), lowest batting average for a reliever (.170, 2nd) and fewest baserunners/9IP ratio (1st, 8.43)...**2015...**South Atlantic League All-Star...**2014...**Tied for first in holds (4) in the Appalachian League...**Other...**Posted a 0.79 ERA in 11 appearances for Scottsdale in the Arizona Fall League in 2016.

YR	CLUB	W-L	ERA	G	GS	CG	SHO	SV	IP	H	R	ER	HR	HB	BB	SO	WP	BK
14	Kingsport (R)	1-0	1.59	16	0	0	0	4	22.2	18	5	4	0	3	8	30	2	0
15	St. Lucie (A)	0-2	4.55	20	0	0	0	0	31.2	43	21	16	3	1	8	29	1	0
	Savannah (A)	3-0	1.15	24	0	0	0	8	31.1	17	6	4	0	0	8	35	0	0
16	Binghamton (AA)	1-1	1.87	52	0	0	0	14	57.2	34	13	12	5	2	18	54	2	0
17	Las Vegas (AAA)	0-2	8.31	18	0	0	0	0	17.1	21	19	16	2	1	10	12	0	0
18	Las Vegas (AAA)	0-0	17.18	3	0	0	0	0	3.2	6	7	7	4	0	5	5	0	0
	Binghamton (AA)	3-3	2.72	40	0	0	0	1	49.2	40	20	15	3	8	19	61	5	0
Minor League Totals		8-8	3.11	173	0	0	0	27	214.0	179	91	74	17	15	76	226	10	0

RYAN, ANDREW RIGHT-HANDED PITCHER

HT: 6-2 WT: 215 B/T: Right/Right

BORN: 9/14/96 in Rochester, MA**RESIDES:** Rochester, MA**SIGNING SCOUT:** John Kosciak**ACQUIRED (SIGNED):** Signed as a minor league free agent in 2018 (6/10/18)**HIGH SCHOOL:** Old Rochester Regional (MA)**COLLEGE:** Massachusetts-Lowell

YR	CLUB	W-L	ERA	G	GS	CG	SHO	SV	IP	H	R	ER	HR	HB	BB	SO	WP	BK
18	Kingsport (R)	0-0	6.06	11	0	0	0	0	16.1	18	14	11	2	0	14	17	4	0

RYAN, RYDER RIGHT-HANDED PITCHER**MAJOR LEAGUE INVITE****SAEZ, JHOANDER OUTFIELDER**

HT: 6-0 WT: 164 B/T: Right/Right

BORN: 3/24/98 in Porlamar, Venezuela**RESIDES:** Margarita, Venezuela**SIGNING SCOUT:** Marciano Álvarez**ACQUIRED (SIGNED):** Signed as a non-drafted free agent in 2016 (9/18/16)

YR	CLUB	AVG	G	AB	R	H	2B	3B	HR	RBI	SH	SF	HB	BB	SO	SB	CS	SLG	OBP	E
17	DSL Mets2 (R)	.320	68	275	56	88	8	4	0	25	5	1	4	32	66	20	4	.378	.397	2
18	GCL Mets (R)	.230	41	139	20	32	5	1	0	11	0	0	0	11	54	11	2	.281	.287	2
Minor League Totals		.290	109	414	76	120	13	5	0	36	5	1	4	43	120	31	6	.345	.361	4

SALAZAR, EDUARDO OUTFIELDER

HT: 6-3 WT: 167 B/T: Right/Right

BORN: 12/15/00 in Anzoategui, Venezuela**RESIDES:** Anzoategui, Venezuela**SIGNING SCOUT:** Nestor Moreno**ACQUIRED (SIGNED):** Signed as a non-drafted free agent in 2017 (7/2/17)

YR	CLUB	AVG	G	AB	R	H	2B	3B	HR	RBI	SH	SF	HB	BB	SO	SB	CS	SLG	OBP	E
18	DSL Mets1 (R)	.193	20	57	9	11	1	0	0	3	1	2	0	8	18	0	2	.211	.284	1
	DSL Mets2 (R)	.354	22	82	12	29	2	1	0	9	0	1	0	9	19	2	0	.402	.413	1
Minor League Totals		.288	42	139	21	40	3	1	0	12	1	3	0	17	37	2	2	.324	.358	2

SÁNCHEZ, ALI CATCHER**MAJOR LEAGUE INVITE****SÁNCHEZ, BORIS** RIGHT-HANDED PITCHER

HT: 6-2 WT: 180 B/T: Left/Right

BORN: 6/20/97 in Barquisimeto, Venezuela**RESIDES:** Barquisimeto, Venezuela**SIGNING SCOUTS:** Héctor Rincones & Robert Espejo**ACQUIRED (SIGNED):** Signed as a non-drafted free agent in 2015 (4/8/15)

YR	CLUB	W-L	ERA	G	GS	CG	SHO	SV	IP	H	R	ER	HR	HB	BB	SO	WP	BK
15	DSL Mets2 (R)	2-0	3.55	18	0	0	0	2	38.0	40	18	15	2	3	12	23	5	0
16	DSL Mets2 (R)	1-3	3.57	12	5	0	0	1	35.1	32	16	14	0	5	18	22	14	0
17	DSL Mets2 (R)	4-0	2.88	14	9	0	0	0	65.2	55	23	21	2	5	8	59	4	1
18	GCL Mes (R)	0-2	3.86	15	0	0	0	2	21.0	19	14	9	2	0	9	17	2	3
Minor League Totals		7-5	3.32	59	14	0	0	5	160.0	146	71	59	6	13	47	121	25	4

SÁNCHEZ, CARLOS CATCHER

HT: 6-0 WT: 205 B/T: Right/Right

BORN: 6/6/96 in Distrito Zamora, Venezuela**RESIDES:** Distrito Zamora, Venezuela**SIGNING SCOUTS:** Ismael Pérez & Héctor Rincones**ACQUIRED (SIGNED):** Signed as a non-drafted free agent in 2012 (9/7/12)

YR	CLUB	AVG	G	AB	R	H	2B	3B	HR	RBI	SH	SF	HB	BB	SO	SB	CS	SLG	OBP	E
13	DSL Mets2 (R)	.157	35	115	7	18	0	0	0	7	0	1	3	7	29	2	1	.157	.222	7
	DSL Mets1 (R)	.222	18	54	3	12	3	0	0	6	0	0	1	7	13	1	2	.278	.323	1
14	DSL Mets2 (R)	.245	27	98	14	24	6	0	0	11	0	2	3	11	18	1	2	.306	.333	2
15	DSL Mets2 (R)	.267	59	240	25	64	12	4	2	34	2	3	7	12	51	5	7	.375	.317	5
16	GCL Mets (R)	.317	38	142	16	45	8	2	2	16	0	0	3	12	23	2	1	.444	.382	2
17	Brooklyn (A)	.175	37	137	4	24	4	2	0	7	0	0	0	12	40	0	0	.234	.242	4
18	Brooklyn (A)	.308	9	26	5	8	1	0	0	3	0	0	0	4	3	1	1	.346	.400	0
	Columbia (A)	.178	32	107	6	19	2	0	0	5	0	1	0	3	23	0	1	.196	.198	1
Minor League Totals		.233	255	919	80	214	36	8	4	89	2	7	17	68	200	12	15	.303	.296	22

SANTIAGO, HÉCTOR LEFT-HANDED PITCHER**MAJOR LEAGUE INVITE****SANTOS, JUNIOR** RIGHT-HANDED PITCHER

HT: 6-8 WT: 218 B/T: Right/Right

BORN: 8/16/01 Santiago, Dominican Republic**RESIDES:** Santiago, Dominican Republic**SIGNING SCOUT:** Anderson Taveras**ACQUIRED (SIGNED):** Signed as a non-drafted free agent in 2018 (6/2/18)

YR	CLUB	W-L	ERA	G	GS	CG	SHO	SV	IP	H	R	ER	HR	HB	BB	SO	WP	BK
18	DSL Mets1 (R)	1-1	2.80	11	10	0	0	0	45.0	35	15	14	1	4	6	36	4	0
	GCL Mets (R)	0-0	0.00	3	0	0	0	0	5.0	4	0	0	0	0	3	0	0	
Minor League Totals		1-1	2.52	14	10	0	0	0	50.0	39	15	14	1	4	6	39	4	0

SANTOS, REYSON RIGHT-HANDED PITCHER

HT: 6-2 WT: 190 B/T: Right/Right

BORN: 1/22/99 in Bani, Dominican Republic**RESIDES:** Bani, Dominican Republic**SIGNING SCOUT:** Miguel Vásquez**ACQUIRED (SIGNED):** Signed as a non-drafted free agent in 2018 (6/15/18)

YR	CLUB	W-L	ERA	G	GS	CG	SHO	SV	IP	H	R	ER	HR	HB	BB	SO	WP	BK
18	DSL Mets1 (R)	2-0	5.66	9	0	0	0	1	20.2	9	13	13	2	2	16	21	4	1

SENGER, HAYDEN CATCHER

HT: 6-1 WT: 210 B/T: Right/Right

BORN: 4/3/97 in Hamilton, OH**RESIDES:** Oxford, OH**SIGNING SCOUTS:** Chris Hervey**ACQUIRED (SIGNED):** Mets 24th-round pick in the 2018 First-Year Player Draft (6/10/18)

YR	CLUB	AVG	G	AB	R	H	2B	3B	HR	RBI	SH	SF	HB	BB	SO	SB	CS	SLG	OBP	E
18	Kingsport (R)	.400	10	35	12	14	4	0	1	6	0	0	2	4	8	0	0	.600	.488	0
	Brooklyn (A)	.250	22	68	9	17	3	1	0	12	0	1	5	9	23	0	1	.324	.373	5
Minor League Totals		.301	32	103	21	31	7	1	1	18	0	1	7	13	31	0	1	.417	.411	5

SHARP, BRIAN INFIELDER

HT: 6-2 WT: 205 B/T: Left/Right

BORN: 2/18/97 in Liberty, MO**RESIDES:** Columbia, MO**SIGNING SCOUTS:** Nathan Beuster**ACQUIRED (SIGNED):** Mets 26th-round pick in the 2018 First-Year Player Draft (6/9/18)

YR	CLUB	AVG	G	AB	R	H	2B	3B	HR	RBI	SH	SF	HB	BB	SO	SB	CS	SLG	OBP	E
18	Brooklyn (A)	.250	50	168	20	42	4	2	5	22	1	2	1	25	72	8	2	.387	.347	6

SHAW, JOE RIGHT-HANDED PITCHER

HT: 6-3 WT: 230 B/T: Right/Right

BORN: 12/20/93 in Ennis, TX**RESIDES:** Ennis, TX**SIGNING SCOUT:** Max Semler**ACQUIRED (SIGNED):** Mets 12th-round pick in the 2015 First-Year Player Draft (6/20/15)

YR	CLUB	W-L	ERA	G	GS	CG	SHO	SV	IP	H	R	ER	HR	HB	BB	SO	WP	BK
15	Kingsport (R)	1-1	3.29	9	0	0	0	3	13.2	12	5	5	1	1	3	17	1	0
16	Columbia (A)	8-9	4.46	23	23	0	0	0	135.1	150	82	67	11	9	37	134	9	2
	Binghamton (AA)	0-1	5.40	1	1	0	0	0	5.0	6	3	3	1	0	3	6	0	0
17	St. Lucie (A)	7-5	4.97	18	18	1	1	0	99.2	113	59	55	9	3	35	83	9	0
18	Binghamton (AA)	1-4	6.47	12	12	0	0	0	65.1	77	50	47	9	8	29	49	5	0
Minor League Totals		17-20	4.99	63	54	1	1	3	319.0	358	199	177	31	21	107	289	24	2

SILVA, LUIS RIGHT-HANDED PITCHER

HT: 6-0 WT: 208 B/T: Right/Right

BORN: 11/17/96 in Maracay, Venezuela**RESIDES:** Maracay, Venezuela**SIGNING SCOUTS:** Ismael Pérez & Héctor Rincones**ACQUIRED (SIGNED):** Signed as a non-drafted free agent in 2013 (7/2/13)

YR	CLUB	W-L	ERA	G	GS	CG	SHO	SV	IP	H	R	ER	HR	HB	BB	SO	WP	BK
14	DSL Mets1 (R)	0-0	1.80	3	1	0	0	0	5.0	2	1	1	0	2	1	8	1	0
15									Did Not Pitch									
16	DSL Mets1 (R)	0-2	5.19	2	2	0	0	0	8.2	8	6	5	0	0	4	6	1	0
	GCL Mets (R)	2-1	3.06	9	7	0	0	0	35.1	30	16	12	2	5	15	24	5	0
	Columbia (A)	0-0	2.08	1	1	0	0	0	4.1	2	1	1	0	0	3	3	0	0
17									Did Not Pitch - Injured									
18	Kingsport (R)	0-0	4.76	19	0	0	0	0	28.1	28	17	15	0	0	26	25	7	1
Minor League Totals		2-3	3.75	34	11	0	0	0	81.2	70	41	34	2	7	49	66	14	1

SILVA, NIXON LEFT-HANDED PITCHER

HT: 5-10 WT: 165 B/T: Left/Left

BORN: 8/20/99 in Bolivar, Venezuela**RESIDES:** Bolivar, Venezuela**SIGNING SCOUT:** Nestor Moreno**ACQUIRED (SIGNED):** Signed as a non-drafted free agent in 2017 (12/14/17)

YR	CLUB	W-L	ERA	G	GS	CG	SHO	SV	IP	H	R	ER	HR	HB	BB	SO	WP	BK
18	DSL Mets1 (R)	6-0	1.24	11	2	0	0	1	36.1	28	7	5	1	1	4	33	0	0

SILVERIO, LUIS RIGHT-HANDED PITCHER

HT: 6-6 WT: 180 B/T: Right/Right

BORN: 10/6/00 in Santiago de los Caballeros, Dominican Republic**RESIDES:** Santiago de los Caballeros, Dominican Republic**SIGNING SCOUTS:** Anderson Taveras**ACQUIRED (SIGNED):** Signed as a non-drafted free agent in 2018 (7/24/18)

YR	CLUB	W-L	ERA	G	GS	CG	SHO	SV	IP	H	R	ER	HR	HB	BB	SO	WP	BK
18	Signed for 2019																	

SIMON, JAKE LEFT-HANDED PITCHER

HT: 6-2 WT: 190 B/T: Left/Left

BORN: 1/21/97 in Galveston, TX**RESIDES:** Galveston, TX**SIGNING SCOUT:** Ray Corbett**ACQUIRED (SIGNED):** Mets 11th-round pick in the 2015 First-Year Player Draft (6/17/15)

YR	CLUB	W-L	ERA	G	GS	CG	SHO	SV	IP	H	R	ER	HR	HB	BB	SO	WP	BK
15	GCL Mets (R)	2-0	2.81	9	0	0	0	0	16.0	19	5	5	0	0	5	12	1	0
16	Kingsport (R)	2-5	4.83	12	12	0	0	0	63.1	70	49	34	5	2	31	66	5	1
17	Columbia (A)	2-2	4.70	4	2	0	0	0	15.1	14	9	8	1	3	7	12	0	0
	Brooklyn (A)	1-4	6.53	14	9	0	0	0	40.0	53	33	29	2	4	27	27	5	2
18	Columbia (A)	0-5	4.04	11	9	0	0	0	42.1	50	24	19	4	2	14	34	2	0
Minor League Totals		7-16	4.83	50	32	0	0	0	177.0	206	120	95	12	11	84	151	13	3

SMITH, KEVIN LEFT-HANDED PITCHER

HT: 6-5 WT: 200 B/T: Right/Left

BORN: 5/13/97 in Dunwoody, GA**RESIDES:** Athens, GA**SIGNING SCOUT:** Tommy Jackson**ACQUIRED (SIGNED):** Mets seventh-round pick in the 2018 First-Year Player Draft (6/8/18)

YR	CLUB	W-L	ERA	G	GS	CG	SHO	SV	IP	H	R	ER	HR	HB	BB	SO	WP	BK
18	Brooklyn (A)	4-1	0.76	12	3	0	0	0	23.2	12	3	2	1	0	6	28	1	0

SOTO, JEAN OUTFIELDER

HT: 6-0 WT: 160 B/T: Left/Left

BORN: 4/03/00 in San Cristobal, Dominican Republic**RESIDES:** San Cristobal, Dominican Republic**SIGNING SCOUT:** Daurys Nin**ACQUIRED (SIGNED):** Signed as a non-drafted free agent in 2016 (7/2/16)

YR	CLUB	AVG	G	AB	R	H	2B	3B	HR	RBI	SH	SF	HB	BB	SO	SB	CS	SLG	OBP	E
17	DSL Mets1 (R)	.265	52	189	23	50	8	5	0	20	0	2	2	19	31	4	3	.360	.335	4
18	DSL Mets2 (R)	.213	49	174	21	37	7	2	2	17	1	0	0	15	38	6	4	.310	.275	4
Minor League Totals		.240	101	363	44	87	15	7	2	37	1	2	2	34	69	10	7	.336	.307	8

SUAREZ, JOANDER RIGHT-HANDED PITCHER

HT: 6-3 WT: 181 B/T: Right/Right

BORN: 2/27/00 in Venezuela**RESIDES:** Venezuela**SIGNING SCOUT:** Carlos Pérez**ACQUIRED (SIGNED):** Signed as a non-drafted free agent in 2018 (5/25/18)

YR	CLUB	W-L	ERA	G	GS	CG	SHO	SV	IP	H	R	ER	HR	HB	BB	SO	WP	BK
18	DSL Mets2 (R)	0-0	3.00	4	1	0	0	0	9.0	1	3	3	0	1	2	7	1	0
	DSL Mets1 (R)	0-1	5.40	4	3	0	0	0	11.2	15	7	7	0	0	3	12	0	0
Minor League Totals		0-1	4.35	8	4	0	0	0	20.2	16	10	10	0	1	5	19	1	0

SZAPUCKI, THOMAS LEFT-HANDED PITCHER

HT: 6-2 WT: 205 B/T: Right/Left

BORN: 6/12/96 in Palm Beach Gardens, FL

HIGH SCHOOL: Dwyer (FL)

RESIDES: Palm Beach Gardens, FL

SIGNING SCOUT: César Aranguren

ACQUIRED (SIGNED): Mets fifth-round pick in the 2015 First-Year Player Draft (6/29/15)

CAREER NOTES

2017...Underwent Tommy John surgery on July 19...2016...Named the Sterling Award winner at Kingsport...Named a *Baseball America* rookie All-Star...**Background**...Passed on a commitment to the University of Florida to sign with the Mets in 2015.

YR	CLUB	W-L	ERA	G	GS	CG	SHO	SV	IP	H	R	ER	HR	HB	BB	SO	WP	BK	
15	GCL Mets (R)	0-0	15.43	3	0	0	0	0	2.1	5	4	4	0	0	0	3	1	0	
16	Kingsport (R)	2-1	0.62	5	5	0	0	0	29.0	16	5	2	2	1	9	47	4	0	
	Brooklyn (A)	2-2	2.35	4	4	0	0	0	23.0	10	7	6	0	2	11	39	0	0	
17	Columbia (A)	1-2	2.79	6	6	0	0	0	29.0	24	10	9	0	2	10	27	3	0	
18							Did Not Pitch - Injured												
Minor League Totals		5-5	2.27	18	15	0	0	0	83.1	55	26	21	2	5	30	116	8	0	

TAVERAS, WILLY RIGHT-HANDED PITCHER

HT: 5-11 WT: 155 B/T: Right/Right

BORN: 1/8/93 in Villa Isabela, Dominican Republic

RESIDES: Villa Isabela, Dominican Republic

SIGNING SCOUT: Daurys Nin

ACQUIRED (SIGNED): Signed as a non-drafted free agent in 2016 (3/18/16)

CAREER NOTES

2017...Ranked among the league leaders in the Dominican Summer League in wins (second), WHIP (0.91, fourth) and lowest walks per 9.0 innings among starters (0.82, second).

YR	CLUB	W-L	ERA	G	GS	CG	SHO	SV	IP	H	R	ER	HR	HB	BB	SO	WP	BK
16	DSL Mets2 (R)	2-2	3.35	13	5	0	0	2	37.2	43	18	14	0	0	5	26	1	0
17	DSL Mets2 (R)	8-3	2.31	15	13	1	1	0	70.0	58	26	18	3	2	6	63	1	1
18	GCL Mets (R)	2-1	1.23	4	4	1	0	0	22.0	15	6	3	1	1	8	25	1	1
	Kingsport (R)	5-0	2.93	7	7	0	0	0	43.0	37	17	14	3	3	6	32	5	1
Minor League Totals		17-6	2.55	39	29	2	1	2	172.2	153	67	49	7	6	25	146	8	3

TAYLOR, BLAKE LEFT-HANDED PITCHER

HT: 6-3 WT: 220 B/T: Left/Left

BORN: 8/17/95 in Orange, CA

HIGH SCHOOL: Dana Hills (CA)

RESIDES: Mission Viejo, CA

ACQUIRED: Acquired from Pittsburgh along with RHP Zack Thornton and cash considerations in exchange for INF Ike Davis on April 18, 2014.

CAREER NOTES

2015...Underwent Tommy John surgery...**International**...Played for Great Britain in the 2016 World Baseball Classic Qualifier...Started one game for Great Britain (0-0, 4.50 ERA).

YR	CLUB	W-L	ERA	G	GS	CG	SHO	SV	IP	H	R	ER	HR	HB	BB	SO	WP	BK
13	GCL Pirates (R)	0-2	2.57	8	7	0	0	0	21.0	7	8	6	0	1	9	13	0	1
14	GCL Mets (R)	2-0	0.00	3	1	0	0	0	10.2	1	2	0	0	1	7	10	0	1
	Kingsport (R)	2-1	5.34	8	7	0	0	0	30.1	41	21	18	1	1	23	20	2	0
15	GCL Mets (R)	0-0	6.00	2	0	0	0	0	3.0	4	3	2	0	1	0	3	0	0
	Brooklyn (A)	0-0	1.00	3	2	0	0	0	9.0	6	1	1	0	0	3	5	0	0
16	Kingsport (R)	0-0	4.15	5	0	0	0	1	8.2	5	4	4	0	0	8	12	0	0
17	Columbia (A)	1-9	4.94	18	17	0	0	0	85.2	83	64	47	6	5	49	72	14	1
18	St. Lucie (A)	1-8	5.59	17	16	0	0	0	75.2	72	49	47	4	5	45	72	9	0
	Las Vegas (AAA)	2-0	4.09	2	2	0	0	0	11.0	11	7	5	0	0	9	11	0	0
Minor League Totals		8-20	4.59	66	52	0	0	1	255.0	230	159	130	11	14	153	218	25	3

TAYLOR, COREY RIGHT-HANDED PITCHER**MAJOR LEAGUE INVITE**

TAYLOR JR., RONNIE RIGHT-HANDED PITCHER

HT: 6-3 WT: 220 B/T: Right/Right

BORN: 10/6/98 in Allen, TX

HIGH SCHOOL: Allen HS (TX)

RESIDES: Allen, TX

SIGNING SCOUT: Max Semler

ACQUIRED (SIGNED): Mets 40th-round pick in the 2017 First-Year Player Draft (6/19/17)

YR	CLUB	W-L	ERA	G	GS	CG	SHO	SV	IP	H	R	ER	HR	HB	BB	SO	WP	BK
17	GCL Mets (R)	0-1	14.40	5	0	0	0	0	5.0	5	8	8	0	1	7	5	3	0
18	GCL Mets (R)	0-1	3.68	11	1	0	0	2	22.0	20	13	9	2	1	19	19	3	0
Minor League Totals		0-2	5.67	16	1	0	0	2	27.0	25	21	17	2	2	26	24	6	0

TEBOW, TIM OUTFIELDER

MAJOR LEAGUE INVITE

THOMPSON, DAVID INFIELDER

HT: 6-2 WT: 210 B/T: Right/Right

BORN: 8/28/93 in Miami, FL

HIGH SCHOOL: Westminster (FL) HS

RESIDES: Miami, FL

COLLEGE: Miami (FL)

SIGNING SCOUT: César Aranguren

ACQUIRED: Mets fourth-round pick in the 2015 First-Year Player Draft

CAREER NOTES

2018...Underwent surgery to have a bone spur removed from his left elbow...Dr. David Altchek performed the procedure at the Hospital for Special Surgery on June 19...**2016**...Was named a South Atlantic League Mid-season All-Star and the Sterling Award winner for Columbia...Led all Mets minor leaguers with 95 RBI...**College**...Played three seasons at Miami... Helped Miami reach the 2015 College World Series...Was named the MVP of the Coral Gables regional en route to playing in the College World Series...Missed 32 games in the middle of the 2014 season while attending Miami due to Thoracic Outlet Syndrome, which required surgery...Was one of three players nationwide to earn unanimous All-America first-team honors following his junior season in 2015...Led the country in RBI (90) in 2015 and led the ACC with his 19 home runs...**High School**...Was the first three-time Miami Herald Athlete of the Year winner...Broke the Florida state record for career prep home runs (55)...Alex Rodriguez held the old mark.

YR	CLUB	AVG	G	AB	R	H	2B	3B	HR	RBI	SH	SF	HB	BB	SO	SB	CS	SLG	OBP	E
15	Brooklyn (A)	.218	59	206	22	45	10	1	3	22	0	6	5	11	44	3	0	.320	.268	9
16	Columbia (A)	.294	61	228	45	67	22	2	5	58	0	7	7	14	49	3	0	.474	.344	8
	St. Lucie (A)	.265	55	204	29	54	12	0	6	37	1	2	3	15	41	3	0	.412	.321	10
17	Binghamton (AA)	.263	133	476	62	125	29	1	16	68	0	6	7	40	92	8	6	.429	.325	12
18	Las Vegas (AAA)	.258	22	66	10	17	5	0	1	5	0	0	3	4	20	2	2	.379	.329	3
	Brooklyn (A)	.167	3	12	1	2	1	0	0	1	0	0	0	1	2	0	0	.250	.231	1
Minor League Totals		.260	333	1192	169	310	79	4	31	191	1	21	25	85	248	19	8	.411	.317	43

TIBERI, BLAKE INFIELDER

HT: 5-11 WT: 170 B/T: Left/Right

BORN: 2/16/95 in Cincinnati, OH

HIGH SCHOOL: Holy Cross (KY)

RESIDES: Taylor Hill, KY

COLLEGE: Louisville

SIGNING SCOUT: Jarrett England

ACQUIRED (SIGNED): Mets third-round pick in the 2016 First-Year Player Draft (6/20/16)

CAREER NOTES

2017...Underwent Tommy John surgery on his elbow on May 3.

YR	CLUB	AVG	G	AB	R	H	2B	3B	HR	RBI	SH	SF	HB	BB	SO	SB	CS	SLG	OBP	E
16	Brooklyn (A)	.235	56	196	21	46	6	2	2	24	0	4	3	22	32	2	6	.316	.316	10
17	Columbia (A)	.167	5	18	3	3	1	0	0	2	0	0	0	4	5	1	0	.222	.318	1
18	Columbia (A)	.265	83	298	53	79	13	1	4	27	0	4	4	53	61	5	1	.356	.379	7
	St. Lucie (A)	.168	31	95	12	16	5	1	1	11	0	0	0	5	23	1	0	.274	.210	7
Minor League Totals		.237	175	607	89	144	25	4	7	64	0	8	7	84	121	9	7	.326	.333	25

TICE, DYLAN INFIELDER**HT:** 5-8 **WT:** 190 **B/T:** Switch/Right**BORN:** 12/15/92 in Perkasie, PA**HIGH SCHOOL:** Pennridge (PA)**RESIDES:** Perkasie, PA**COLLEGE:** West Chester (PA)**SIGNING SCOUT:** Joseph Kowal (St. Louis)**ACQUIRED (SIGNED):** Signed as a minor league free agent in 2018 (8/3/18)

YR	CLUB	AVG	G	AB	R	H	2B	3B	HR	RBI	SH	SF	HB	BB	SO	SB	CS	SLG	OBP	E
15	GCL Cardinals (R)	.280	41	150	20	42	3	1	4	22	0	2	1	14	18	1	2	.393	.341	6
16	State College (A)	.281	20	89	16	25	6	0	2	10	1	0	4	5	14	2	1	.416	.347	4
	Peoria (A)	.375	8	32	8	12	2	0	1	6	0	0	0	3	5	0	0	.531	.429	1
	Palm Beach (A)	.288	40	139	16	40	6	0	1	18	0	1	3	10	21	2	4	.353	.346	5
17	Rockland (Ind.)	.327	96	373	72	122	23	1	5	49	2	6	12	46	42	32	8	.434	.412	6
18	Kansas City (Ind.)	.331	68	275	55	91	17	1	1	16	2	2	7	41	41	12	2	.411	.428	8
	Brooklyn (A)	.295	14	44	10	13	1	0	0	5	1	0	2	9	12	2	1	.318	.436	0
Minor League Totals		.291	123	454	70	132	18	1	8	61	2	3	10	41	70	7	8	.388	.360	16
Independent Totals		.329	164	648	127	213	40	2	6	65	4	8	19	87	83	44	10	.424	.419	14

TOFFEY, WILL INFIELDER**HT:** 6-2 **WT:** 195 **B/T:** Left/Right**BORN:** 12/31/94 in Wareham, MA**HIGH SCHOOL:** Salisbury School (MA)**RESIDES:** Barnstable, MA**COLLEGE:** Vanderbilt**SIGNING SCOUT:** Dillon Tung (Oakland)**ACQUIRED:** Acquired along with RHP Bobby Wahl from Oakland in exchange for RHP Jeurys Familia on July 21, 2018.

YR	CLUB	AVG	G	AB	R	H	2B	3B	HR	RBI	SH	SF	HB	BB	SO	SB	CS	SLG	OBP	E
17	Vermont (A)	.263	57	209	38	55	11	2	1	22	1	3	2	38	45	2	2	.349	.377	10
18	Stockton (A)	.244	48	164	17	40	8	0	5	32	1	2	1	29	49	0	0	.384	.357	13
	Binghamton (AA)	.254	41	134	23	34	12	0	4	19	0	0	1	30	36	2	0	.433	.394	3
Minor League Totals		.254	146	507	78	129	31	2	10	73	2	5	4	97	130	4	2	.383	.375	26

TORRES, JOSHUA RIGHT-HANDED PITCHER**MAJOR LEAGUE INVITE****TORRES, KEVIN CATCHER****HT:** 6-0 **WT:** 170 **B/T:** Right/Right**BORN:** 5/04/99 in Caracas, Venezuela**RESIDES:** Caracas, Venezuela**SIGNING SCOUTS:** Carlos Pérez & Héctor Rincones**ACQUIRED (SIGNED):** Signed as a non-drafted free agent in 2016 (7/2/16)

YR	CLUB	AVG	G	AB	R	H	2B	3B	HR	RBI	SH	SF	HB	BB	SO	SB	CS	SLG	OBP	E
17	DSL Mets2 (R)	.226	35	106	15	24	4	0	0	15	4	2	3	14	26	2	1	.264	.328	2
18	DSL Mets2 (R)	.226	49	164	24	37	7	1	1	20	0	2	3	31	30	4	4	.299	.355	4
Minor League Totals		.226	84	270	39	61	11	1	1	35	4	4	6	45	56	6	5	.285	.345	6

TRIPP, CHRISTIAN RIGHT-HANDED PITCHER**HT:** 6-7 **WT:** 220 **B/T:** Right/Right**BORN:** 3/13/97 in Lancaster, OH**HIGH SCHOOL:** Klein (TX)**RESIDES:** Albuquerque, NM**COLLEGE:** New Mexico**SIGNING SCOUT:** Brian Reid**ACQUIRED (SIGNED):** Mets 13th-round pick in the 2018 First-Year Player Draft (6/9/18)

YR	CLUB	W-L	ERA	G	GS	CG	SHO	SV	IP	H	R	ER	HR	HB	BB	SO	WP	BK
18	Kingsport (R)	2-0	4.05	15	0	0	0	1	20.0	18	11	9	0	2	8	14	4	0

UCETA, ADONIS RIGHT-HANDED PITCHER

HT: 6-1 WT: 225 B/T: Right/Right

BORN: 5/10/94 in Santo Domingo, Dominican Republic**RESIDES:** Santo Domingo Norte, Dominican Republic**SIGNING SCOUTS:** Alexis De La Cruz & Gerardo Cabrera**ACQUIRED (SIGNED):** Signed as a non-drafted free agent in 2013 (2/11/13)**CAREER NOTES**

2018...Missed time with a right shoulder strain...Was shut down after making two rehab appearances for the GCL Mets on July 30 and August 6...**2017**...Named to the South Atlantic League Mid-season All-Star team...**2015**...GCL Mets Sterling Award winner...**2014**...DSL Mets1 mid-season All-Star.

YR	CLUB	W-L	ERA	G	GS	CG	SHO	SV	IP	H	R	ER	HR	HB	BB	SO	WP	BK
13	DSL Mets1 (R)	2-1	3.58	8	3	0	0	0	32.2	26	15	13	1	2	14	30	4	1
	DSL Mets2 (R)	0-1	10.29	6	1	0	0	0	14.0	17	17	16	0	1	12	13	5	0
14	GCL Mets (R)	1-0	5.11	4	0	0	0	1	12.1	12	7	7	4	1	2	9	0	0
	DSL Mets1 (R)	3-2	2.33	10	10	0	0	0	54.0	50	25	14	2	4	9	36	4	0
15	GCL Mets (R)	4-3	3.08	12	9	0	0	0	61.1	67	26	21	1	3	9	46	7	1
	Kingsport (R)	1-0	3.00	1	1	0	0	0	6.0	6	2	2	0	0	2	6	1	0
16	Kingsport (R)	3-6	4.99	12	11	0	0	0	61.1	77	44	34	5	4	16	63	10	2
17	Columbia (A)	4-0	1.26	29	0	0	0	11	43.0	23	7	6	0	2	16	47	4	0
	St. Lucie (A)	0-0	0.84	8	0	0	0	2	10.2	5	1	1	1	0	3	15	0	0
	Binghamton (AA)	2-0	4.50	4	0	0	0	1	6.0	6	3	3	1	0	1	5	1	0
18	Binghamton (AA)	0-1	4.26	16	0	0	0	1	25.1	25	17	12	2	1	12	28	5	0
	GCL Mets (R)	0-0	0.00	2	0	0	0	0	0.2	2	0	0	0	0	2	1	0	0
Minor League Totals		20-14	3.55	112	35	0	0	16	327.1	316	164	129	17	18	98	299	41	4

URIARTE, JUAN CATCHER

HT: 6-3 WT: 182 B/T: Right/Right

BORN: 9/17/97 in Los Mochis, Mexico**RESIDES:** Los Mochis, Mexico**SIGNING SCOUTS:** Gabriel Low & Fred Mazuca**ACQUIRED (SIGNED):** Signed as a non-drafted free agent in 2014 (7/4/14)**CAREER NOTES**

2017...Finished 10th in the Appalachian League in batting average (.305).

YR	CLUB	AVG	G	AB	R	H	2B	3B	HR	RBI	SH	SF	HB	BB	SO	SB	CS	SLG	OBP	E
15	DSL Mets1 (R)	.230	32	113	10	26	5	1	2	18	1	0	3	9	13	0	2	.345	.304	2
	DSL Mets2 (R)	.339	20	59	13	20	6	0	1	16	0	1	8	10	12	1	1	.492	.487	2
16	GCL Mets (R)	.236	37	123	9	29	5	0	1	13	2	2	6	7	29	3	0	.301	.304	0
17	Kingsport (R)	.305	52	200	36	61	13	1	5	36	0	3	8	15	31	0	0	.455	.372	2
18	Brooklyn (A)	.000	1	1	0	0	0	0	0	0	0	0	0	0	1	0	0	.000	.000	0
Minor League Totals		.274	142	496	68	136	29	2	9	83	3	6	25	41	86	4	3	.395	.356	6

VALENCIA, WILLIAMS RIGHT-HANDED PITCHER

HT: 6-0 WT: 170 B/T: Right/Right

BORN: 7/21/00 in La Ceiba, Atlantida, Honduras**RESIDES:** Trujillo, Honduras**SIGNING SCOUT:** Marcianos Álvarez**ACQUIRED (SIGNED):** Signed as a non-drafted free agent in 2017 (1/6/17)

YR	CLUB	W-L	ERA	G	GS	CG	SHO	SV	IP	H	R	ER	HR	HB	BB	SO	WP	BK	
17	DSL Mets2	1-0	0.66	10	0	0	0	0	13.2	5	1	1	0	3	15	9	1	0	
18																			

Did Not Pitch - Injured

VALERIO, JOSÉ RIGHT-HANDED PITCHER

HT: 6-1 WT: 180 B/T: Right/Right

BORN: 8/17/00 in La Romana, Dominican Republic**RESIDES:** La Romana, Dominican Republic**ACQUIRED (SIGNED):** Signed as a non-drafted free agent in 2018 (2/14/18)

YR	CLUB	W-L	ERA	G	GS	CG	SHO	SV	IP	H	R	ER	HR	HB	BB	SO	WP	BK
18																		

Signed for 2019

VARGAS, ROLFY RIGHT-HANDED PITCHER

HT: 6-3 WT: 160 B/T: Right/Right

BORN: 8/25/00 in Puerto Plata, Dominican Republic**RESIDES:** Puerto Plata, Dominican Republic**SIGNING SCOUTS:** Marcianos Álvarez**ACQUIRED (SIGNED):** Signed as a non-drafted free agent in 2017 (9/28/17)

YR	CLUB	W-L	ERA	G	GS	CG	SHO	SV	IP	H	R	ER	HR	HB	BB	SO	WP	BK
18	DSL Mets2 (R)	0-2	8.25	7	0	0	0	0	12.0	14	13	11	1	4	5	9	2	0

VÁSQUEZ, JEREMY INFILDER

HT: 6-1 WT: 205 B/T: Left/Left

BORN: 7/17/96 in Palm City, FL**RESIDES:** Palm City, FL**SIGNING SCOUT:** César Aranguren**ACQUIRED (SIGNED):** Mets 28th-round pick in the 2017 First-Year Player Draft (6/19/17)**CAREER NOTES**

College...Batted .317 with 15 home runs and 49 RBI in 51 games (all starts) with Nova Southeastern as a junior...Spent his first two collegiate seasons at the University of Florida and was part of a Florida squad that reached the College World Series semifinals...Hit .476 (10-21) during the NCAA Tournament in 2015.

YR	CLUB	AVG	G	AB	R	H	2B	3B	HR	RBI	SH	SF	HB	BB	SO	SB	CS	SLG	OBP	E
17	Kingsport (R)	.296	36	135	18	40	8	0	7	30	0	2	1	22	26	0	0	.511	.394	1
	Brooklyn (A)	.225	31	102	11	23	7	0	1	8	0	1	2	15	34	0	0	.324	.333	2
18	Columbia (A)	.289	80	284	33	82	18	3	6	44	0	4	3	43	65	0	0	.437	.383	6
	St. Lucie (A)	.264	45	163	25	43	7	1	4	14	0	1	1	19	26	0	1	.393	.342	4
	Minor League Totals	.275	192	684	87	188	40	4	18	96	0	8	7	99	151	0	1	.424	.368	13

VÁSQUEZ, LUIS RIGHT-HANDED PITCHER

HT: 6-3 WT: 180 B/T: Right/Right

BORN: 8/25/97 in Santo Domingo, Dominican Republic**RESIDES:** Yamasa, Dominican Republic**SIGNING SCOUT:** Marciano Álvarez**ACQUIRED (SIGNED):** Signed as a non-drafted free agent in 2016 (11/14/16)

YR	CLUB	W-L	ERA	G	GS	CG	SHO	SV	IP	H	R	ER	HR	HB	BB	SO	WP	BK	
17	DSL Mets2 (R)	3-0	3.00	14	3	0	0	2	45.0	37	19	15	0	5	23	28	11	1	
18																			Did Not Pitch - Injured

VELÁSQUEZ, WILKER INFILDER

HT: 6-0 WT: 155 B/T: Left/Right

BORN: 1/18/01 in La Guiara, Venezuela**RESIDES:** La Guiara, Venezuela**SIGNING SCOUT:** Ismael Pérez**ACQUIRED (SIGNED):** Signed as a non-drafted free agent in 2018 (7/2/18)

YR	CLUB	AVG	G	AB	R	H	2B	3B	HR	RBI	SH	SF	HB	BB	SO	SB	CS	SLG	OBP	E
18	DSL Mets1 (R)	.250	6	24	0	6	1	0	0	1	0	0	1	6	0	1		.292	.280	1
	DSL Mets2 (R)	.206	17	68	6	14	2	0	0	3	1	0	0	4	12	4	3	.235	.250	1
	Minor League Totals	.217	23	92	6	20	3	0	0	4	1	0	5	18	4	4		.250	.258	2

VENTURA, JORDANY RIGHT-HANDED PITCHER

HT: 6-0 WT: 162 B/T: Right/Right

BORN: 7/6/2000 in Santo Domingo, Dominican Republic**RESIDES:** Santo Domingo, Dominican Republic**SIGNING SCOUT:** Andres Nuñez**ACQUIRED (SIGNED):** Signed as a non-drafted free agent in 2018 (7/2/18)

YR	CLUB	W-L	ERA	G	GS	CG	SHO	SV	IP	H	R	ER	HR	HB	BB	SO	WP	BK
18	DSL Mets2 (R)	0-1	0.00	3	1	0	0	0	6.2	7	4	0	0	0	7	3	1	0

VIALI, CHRIS RIGHT-HANDED PITCHER

HT: 6-9 WT: 230 B/T: Right/Right

BORN: 9/28/95 in Santa Cruz, CA

HIGH SCHOOL: Soquel (CA)

RESIDES: Santa Cruz, CA

COLLEGE: Stanford

SIGNING SCOUT: Tyler Holmes

ACQUIRED (SIGNED): Mets sixth-round pick in the 2016 First-Year Player Draft (6/21/16)

YR	CLUB	W-L	ERA	G	GS	CG	SHO	SV	IP	H	R	ER	HR	HB	BB	SO	WP	BK
16	Kingsport (R)	0-2	6.75	9	6	0	0	0	20.0	18	19	15	2	1	17	27	3	0
17	Brooklyn (A)	0-3	3.42	9	5	0	0	0	26.1	17	12	10	2	4	14	31	5	0
18	Columbia (A)	3-7	4.75	15	15	0	0	0	66.1	61	42	35	8	9	41	94	14	0
Minor League Totals		3-12	4.79	33	26	0	0	0	112.2	96	73	60	12	14	72	152	22	0

VIENTOS, MARK INFILDER

HT: 6-4 WT: 185 B/T: Right/Right

BORN: 12/11/99 in Pembroke Pines, FL

HIGH SCHOOL: American Heritage (FL)

RESIDES: Pembroke Pines, FL

SIGNING SCOUT: César Aranguren

ACQUIRED (SIGNED): Mets second-round pick in the 2017 First-Year Player Draft (6/26/17)

YR	CLUB	AVG	G	AB	R	H	2B	3B	HR	RBI	SH	SF	HB	SO	SB	CS	SLG	OBP	E
17	GCL Mets (R)	.259	47	174	22	45	12	0	4	24	0	3	2	14	42	0	.397	.316	6
	Kingsport (R)	.294	4	17	1	5	2	0	0	2	0	0	1	4	0	0	.412	.333	0
18	Kingsport (R)	.287	60	223	32	64	12	0	11	52	0	1	1	37	43	1	.489	.389	13
Minor League Totals		.275	111	414	55	114	26	0	15	78	0	4	3	52	89	1	.447	.357	19

VILERA, JAISON RIGHT-HANDED PITCHER

HT: 6-1 WT: 200 B/T: Right/Right

BORN: 6/19/97 in Caracas, Venezuela

RESIDES: Maracay, Venezuela

SIGNING SCOUT: Daurys Nin

ACQUIRED (SIGNED): Signed as a non-drafted free agent in 2015 (11/10/15)

CAREER NOTES

2017...GCL Mets Sterling Award Winner...Led the Gulf Coast League in strikeouts (56), innings pitched (62.1), strikeouts per 9.0 innings among starters (7.74) and fewest baserunners per 9.0 innings (9.00)...Also ranked among the league leaders in WHIP (0.96, second) and batting average against (.195, second).

YR	CLUB	W-L	ERA	G	GS	CG	SHO	SV	IP	H	R	ER	HR	HB	BB	SO	WP	BK
16	DSL Mets2 (R)	1-1	2.73	7	6	0	0	1	26.1	20	8	8	1	4	10	22	0	1
	DSL Mets1 (R)	4-0	0.59	6	4	0	0	0	30.1	18	3	2	0	2	10	22	3	0
17	GCL Mets (R)	3-1	1.88	11	8	1	1	0	62.1	43	18	13	3	3	17	56	6	1
18	Brooklyn (A)	5-2	1.83	13	13	0	0	0	73.2	50	20	15	1	6	22	78	2	0
Minor League Totals		13-4	1.78	37	31	1	1	1	192.2	131	49	38	5	15	59	178	11	2

VILLALBA, ANTONIO RIGHT-HANDED PITCHER

HT: 6-3 WT: 175 B/T: Right/Right

BORN: 7/10/99 in Caracas, Venezuela

RESIDES: Caracas, Venezuela

SIGNING SCOUT: Carlos Pérez

ACQUIRED (SIGNED): Signed as a non-drafted free agent in 2017 (11/1/17)

YR	CLUB	W-L	ERA	G	GS	CG	SHO	SV	IP	H	R	ER	HR	HB	BB	SO	WP	BK
18	DSL Mets2 (R)	3-2	1.77	22	0	0	0	0	40.2	21	16	8	0	5	27	30	8	0

VILLEGAS, MARCO RIGHT-HANDED PITCHER

HT: 6-0 WT: 168 B/T: Right/Right

BORN: 4/17/01 in Valencia, Venezuela

RESIDES: Valencia, Venezuela

ACQUIRED (SIGNED): Signed as a non-drafted free agent in 2018 (6/8/18)

YR	CLUB	W-L	ERA	G	GS	CG	SHO	SV	IP	H	R	ER	HR	HB	BB	SO	WP	BK
18	DSL Mets2 (R)	0-0	7.20	4	1	0	0	0	5.0	2	4	4	1	1	10	6	4	0

VILLINES, STEPHEN RIGHT-HANDED PITCHER

MAJOR LEAGUE INVITE

WALKER, JOSHUA LEFT-HANDED PITCHER**HT:** 6-6 **WT:** 225 **B/T:** Left/Left**BORN:** 12/1/94 in Otisville, NY**HIGH SCHOOL:** Minisink Valley HS (NY)**RESIDES:** Otisville, NY**COLLEGE:** University of New Haven (CT)**SIGNING SCOUT:** Michael Pesce**ACQUIRED (SIGNED):** Mets 37th-round pick in the 2017 First-Year Player Draft (6/19/17)

YR	CLUB	W-L	ERA	G	GS	CG	SHO	SV	IP	H	R	ER	HR	HB	BB	SO	WP	BK
17	GCL Mets (R)	2-1	9.42	14	0	0	0	2	14.1	21	18	15	1	0	6	13	3	0
18	Kingsport (R)	1-0	0.00	3	0	0	0	1	9.0	9	1	0	0	0	0	12	0	0
	Brooklyn (A)	0-1	4.18	10	6	0	0	0	32.1	33	17	15	4	2	15	40	2	0
Minor League Totals		3-2	4.85	27	6	0	0	3	55.2	63	36	30	5	2	21	65	5	0

WILSON, KYLE RIGHT-HANDED PITCHER**HT:** 6-1 **WT:** 185 **B/T:** Right/Right**BORN:** 9/27/96 in Canton, OH**HIGH SCHOOL:** Raymore Peculiar HS (MO)**RESIDES:** Raymore, MO**COLLEGE:** Crowder College (MO)**SIGNING SCOUT:** Nathan Beuster**ACQUIRED (SIGNED):** Mets 35th-round pick in the 2017 First-Year Player Draft (6/19/17)

YR	CLUB	W-L	ERA	G	GS	CG	SHO	SV	IP	H	R	ER	HR	HB	BB	SO	WP	BK
17	GCL Mets (R)	1-1	1.50	7	2	0	0	1	18.0	13	4	3	0	0	7	19	0	0
18	Brooklyn (A)	4-4	3.86	11	11	0	0	0	53.2	49	27	23	3	4	14	59	6	0
Minor League Totals		5-5	3.27	18	13	0	0	1	71.2	62	31	26	3	4	21	78	6	0

WILSON, TOMMY RIGHT-HANDED PITCHER**HT:** 6-4 **WT:** 220 **B/T:** Right/Right**BORN:** 5/26/96 in Los Angeles, CA**HIGH SCHOOL:** Notre Dame HS (CA)**RESIDES:** Tarzana, CA**COLLEGE:** Cal State Fullerton**SIGNING SCOUT:** Evan Wise**ACQUIRED (SIGNED):** Mets 19th-round pick in the 2018 First-Year Player Draft (6/18/18)

YR	CLUB	W-L	ERA	G	GS	CG	SHO	SV	IP	H	R	ER	HR	HB	BB	SO	WP	BK
18	Brooklyn (A)	1-0	1.23	11	0	0	0	2	22.0	13	5	3	0	0	7	27	0	0

WINAKER, MATT OUTFIELDER**HT:** 6-1 **WT:** 195 **B/T:** Left/Left**BORN:** 11/29/95 in Alamo, CA**HIGH SCHOOL:** San Ramon Valley (CA)**RESIDES:** Alamo, CA**COLLEGE:** Stanford**SIGNING SCOUT:** Tyler Holmes**ACQUIRED (SIGNED):** Mets fifth-round pick in the 2017 First-Year Player Draft (6/25/17)**CAREER NOTES**

College...Led Pac-12 in runs (35), home runs (8), slugging (.636) and RBI (34) in conference play, and was second in total bases (75) as a junior...Earned All-Pac 12 Defensive Team honors leading the league with 516 putouts...**High-School...**Also played football at San Ramon Valley HS...As a senior, he went 50-for-50 on field goals and extra points.

YR	CLUB	AVG	G	AB	R	H	2B	3B	HR	RBI	SH	SF	HB	BB	SO	SB	CS	SLG	OBP	E
17	Brooklyn (A)	.268	21	71	10	19	1	0	0	3	0	0	1	15	11	2	0	.282	.402	4
18	Columbia (A)	.254	121	425	65	108	23	7	13	61	0	8	21	62	88	4	3	.433	.370	2
Minor League Totals		.256	142	496	75	127	24	7	13	64	0	8	22	77	99	6	3	.411	.375	6

WINANS, ALLAN RIGHT-HANDED PITCHER**HT:** 6-2 **WT:** 185 **B/T:** Right/Right**BORN:** 8/10/95 in Bakersfield, CA**HIGH SCHOOL:** Frontier HS (CA)**RESIDES:** Bakersfield, CA**COLLEGE:** Campbell (NC)**SIGNING SCOUT:** Daniel Coles**ACQUIRED (SIGNED):** Mets 17th-round pick in the 2018 First-Year Player Draft (6/10/18)

YR	CLUB	W-L	ERA	G	GS	CG	SHO	SV	IP	H	R	ER	HR	HB	BB	SO	WP	BK
18	Kingsport (R)	0-1	4.66	11	0	0	0	0	19.1	19	14	10	1	2	7	15	4	0

WOODARD, L.A. INFILDER

HT: 5-11 WT: 165 B/T: Right/Right

BORN: 6/3/97 in Nashville, TN

HIGH SCHOOL: John Overton HS (TN)

RESIDES: Nashville, TN

COLLEGE: Middle Tennessee State

SIGNING SCOUT: Jarrett England

ACQUIRED (SIGNED): Mets 16th-round pick in the 2018 First-Year Player Draft (6/9/18)

YR	CLUB	AVG	G	AB	R	H	2B	3B	HR	RBI	SH	SF	HB	BB	SO	SB	CS	SLG	OBP	E
18	Kingsport (R)	.239	24	71	14	17	4	0	0	11	0	1	2	16	14	8	0	.296	.389	5
	Brooklyn (A)	.500	3	4	2	2	0	0	0	1	0	0	0	1	1	0	1	.500	.600	0
Minor League Totals		.253	27	75	16	19	4	0	0	12	0	1	2	17	15	8	1	.307	.400	5

WOODS-RICHARDSON, SIMEON RIGHT-HANDED PITCHER HT: 6-3 WT: 210 B/T: Right/Right

BORN: 9/27/00 in Sugar Land, TX

HIGH SCHOOL: Kempner (TX)

RESIDES: Houston, TX

SIGNING SCOUT: Ray Corbett

ACQUIRED (SIGNED): Mets second-round pick in the 2018 First-Year Player Draft (6/15/18)

YR	CLUB	W-L	ERA	G	GS	CG	SHO	SV	IP	H	R	ER	HR	HB	BB	SO	WP	BK
18	GCL Mets (R)	1-0	0.00	5	2	0	0	1	11.1	9	2	0	0	0	4	15	0	0
	Kingsport (R)	0-0	4.50	2	2	0	0	0	6.0	6	3	3	1	0	0	11	0	0
Minor League Totals		1-0	1.56	7	4	0	0	1	17.1	15	5	3	1	0	4	26	0	0

ZABALETA, EZEQUIEL RIGHT-HANDED PITCHER HT: 6-0 WT: 175 B/T: Right/Right

BORN: 8/20/95 in Maria La Baja, Colombia

RESIDES: Maria La Baja, Colombia

SIGNING SCOUTS: Héctor Rincones & Carlos Pérez

ACQUIRED (SIGNED): Signed as a non-drafted free agent in 2015 (5/4/15)

YR	CLUB	W-L	ERA	G	GS	CG	SHO	SV	IP	H	R	ER	HR	HB	BB	SO	WP	BK
15	DSL Mets2 (R)	0-1	4.50	1	0	0	0	0	2.0	2	1	1	0	0	1	3	0	0
16	DSL Mets2 (R)	2-0	0.60	3	3	0	0	0	15.0	8	2	1	0	0	3	12	0	0
	GCL Mets (R)	0-2	3.28	9	3	0	0	1	24.2	23	12	9	2	1	2	20	2	0
17	Kingsport (R)	2-3	6.68	12	12	0	0	0	62.0	82	51	46	10	4	26	40	6	1
18	St. Lucie (A)	1-0	1.59	3	0	0	0	1	5.2	3	2	1	1	1	1	3	1	0
	Brooklyn (A)	0-1	1.47	13	0	0	0	2	18.1	15	5	3	0	0	3	16	1	1
Minor League Totals		5-7	4.30	41	18	0	0	4	127.2	133	73	61	13	6	36	94	10	2

ZANGHI, JOSEPH RIGHT-HANDED PITCHER HT: 6-3 WT: 195 B/T: Right/Right

BORN: 12/01/94 in Milford, CT

HIGH SCHOOL: Foran HS (CT)

RESIDES: Milford, CT

COLLEGE: Cumberland County College (NJ)

SIGNING SCOUT: J.P. Ricciardi

ACQUIRED (SIGNED): Signed as a non-drafted free agent in 2015 (7/2/15)

YR	CLUB	W-L	ERA	G	GS	CG	SHO	SV	IP	H	R	ER	HR	HB	BB	SO	WP	BK
16	Brooklyn (A)	1-0	1.23	23	0	0	0	8	29.1	20	6	4	0	0	15	45	7	0
17	Columbia (A)	0-3	2.19	41	0	0	0	4	61.2	51	29	15	2	2	26	64	6	0
18	Las Vegas (AAA)	0-0	9.00	2	0	0	0	1	5.0	6	5	5	1	0	3	4	0	0
	St. Lucie (A)	2-0	1.15	18	0	0	0	1	31.1	24	4	4	1	1	5	23	2	0
	Binghamton (AA)	1-1	5.11	17	0	0	0	0	24.2	25	16	14	1	4	8	22	3	0
Minor League Totals		4-4	2.49	101	0	0	0	14	152.0	126	60	42	5	7	57	158	18	0

ZANON, JACOB OUTFIELDER

HT: 6-1 **WT:** 180 **B/T:** Right/Right

BORN: 6/25/95 in Portland, OR

HIGH SCHOOL: Southridge (OR) HS

RESIDES: Beaverton, OR

COLLEGE: Lewis & Clark State

SIGNING SCOUT: Jim Reeves

ACQUIRED (SIGNED): Mets 15th-round pick in the 2016 First-Year Player Draft (6/16/16)

CAREER NOTES

2017...His 30 steals were third-most among Mets minor leaguers...**College...**Earned an All-NAIA West selection and an All-American honorable mention...Named the NAIA World Series Most Valuable Player, leading Lewis-Clark State College to their second consecutive NAIA World Series Championship.

YR	CLUB	AVG	G	AB	R	H	2B	3B	HR	RBI	SH	SF	HB	BB	SO	SB	CS	SLG	OBP	E
16	Brooklyn (A)	.197	44	157	19	31	6	1	2	18	1	5	0	21	25	20	2	.287	.284	5
17	Brooklyn (A)	.250	1	4	1	1	1	0	0	0	0	0	0	1	1	1	0	.500	.400	0
	Columbia (A)	.246	50	179	26	44	8	2	1	16	0	2	2	24	43	28	3	.330	.338	0
	St. Lucie (A)	.224	15	58	5	13	5	1	0	2	0	0	1	4	10	1	2	.345	.286	2
18	GCL Mets (R)	.250	5	16	2	4	1	1	0	3	0	0	1	2	4	0	1	.438	.368	1
	St. Lucie (A)	.206	63	233	22	48	11	1	0	11	1	2	1	20	49	14	7	.262	.270	2
Minor League Totals		.218	178	647	75	141	32	6	3	50	2	9	5	72	132	64	15	.300	.297	10

METS HITTING STREAKS

#	Player	Dates
30	Moises Alou.....	8/23 - 9/26/07
26	David Wright.....	9/17/06 - 4/19/07
24	Mike Piazza	5/25 - 6/22/99
	Hubie Brooks.....	5/1 - 6/1/84
23	Cleon Jones	8/25 - 9/25/70
	Mike Vail*	8/22 - 9/15/75
	John Olerud	7/19 - 8/9/98
21	Mike Piazza	6/7 - 7/3/00
20	Tommie Agee.....	4/16 - 5/9/70
	Edgardo Alfonzo	6/10 - 7/10/97
	Cliff Floyd.....	4/8 - 5/4/05
	Butch Huskey.....	8/22 - 9/13/97
	José Reyes	7/17 - 8/7/05
19	Tommie Agee.....	6/22 - 7/8/70
	Lee Mazzilli	8/28 - 9/18/79
	Felix Millan.....	7/5 - 7/26/75
18	Ed Kranepool	7/11 - 8/5/75
	Lee Mazzilli	6/18 - 7/10/80
	Felix Millan	7/13 - 8/1/73
	José Reyes	5/15 - 6/2/08
	Darryl Strawberry.....	6/8 - 6/29/90
	Frank Thomas.....	5/12 - 5/30/62



YEAR IN REVIEW

2018 DAY-BY-DAY

#	DATE	OPPONENT	FINAL	WP	LP	SAVE	REC	POS (GB/GA)	ATT.	HOME ATT. CUMULATIVE
1	3/29	St. Louis	W, 9-4	Syndergaard (1-0)	Martinez (0-1)	--	1-0	T1st/-	44,189*	44,189
2	3/31	St. Louis	W, 6-2	deGrom (1-0)	Wacha (0-1)	Familia (1)	2-0	T1st/-	36,098	80,287
3	4/1	St. Louis	L, 1-5	Weaver (1-0)	Matz (0-1)	--	2-1	T2nd/-1.0	22,486	102,773
4	4/3	Philadelphia	W, 2-0	Blevins (1-0)	Lively (0-1)	Familia (2)	3-1	2nd/-0.5	21,397	124,170
5	4/4	Philadelphia	W, 4-2	Gsellman (1-0)	Hutchison (1-1)	Familia (3)	4-1	1st/+0.5	21,328	145,498
6	4/5	@Washington	W, 8-2	deGrom (2-0)	Strasburg (1-1)	--	5-1	1st/+1.0	42,477	
7	4/7	@Washington	W, 3-2	Robles (1-0)	Kintzler (0-1)	Familia (4)	6-1	1st/+1.5	28,952	
8	4/8	@Washington	W, 6-5 (12)	Lugo (1-0)	Kintzler (0-2)	Rhame (1)	7-1	1st/+1.5	21,579	
9	4/9	@Miami	W, 4-2	Syndergaard (2-0)	Ureña (0-2)	Familia (5)	8-1	1st/+2.5	7,003	
10	4/10	@Miami	W, 8-6	Robles (2-0)	Ziegler (0-2)	Familia (6)	9-1	1st/+3.5	6,516	
11	4/11	@Miami	W, 4-1	Wheeler (1-0)	O'Grady (0-1)	--	10-1	1st/+3.5	6,150	
12	4/13	Milwaukee	W, 6-5	Matz (1-1)	Davies (0-2)	Familia (7)	11-1	1st/+3.5	34,921	180,419
13	4/14	Milwaukee	L, 1-5	Anderson (1-1)	Harvey (0-1)	Hader (1)	11-2	1st/+3.0	40,965	221,384
14	4/15	Milwaukee	W, 3-2	Familia (1-0)	Albers (2-1)	--	12-2	1st/+3.0	26,035	247,419
15	4/16	Washington	L, 6-8	Cole (1-1)	Ramos (0-1)	Madson (2)	12-3	1st/+3.0	22,829	270,248
16	4/17	Washington	L, 2-5	Gonzalez (2-1)	Wheeler (1-1)	Doolittle (3)	12-4	1st/+2.0	22,724	292,972
17	4/18	Washington	W, 11-5	Ramos (1-1)	Madson (0-2)	--	13-4	1st/+3.0	23,117	316,089
18	4/19	@Atlanta	L, 4-12	Wisler (1-0)	Harvey (0-2)	--	13-5	1st/+2.0	23,610	
19	4/20	@Atlanta	W, 5-3 (12)	Gsellman (2-0)	Ravin (0-1)	Familia (8)	14-5	1st/+2.0	39,016	
20	4/21	@Atlanta	L, 3-4	Biddle (1-0)	Familia (1-1)	--	14-6	1st/+1.0	41,396	
21	4/24	@St. Louis	W, 6-5 (10)	Gsellman (3-0)	Bowman (0-1)	Familia (9)	15-6	1st/+1.5	36,237	
22	4/25	@St. Louis	L, 1-9	Wacha (4-1)	Matz (1-2)	Brebbia (1)	15-7	1st/+0.5	38,045	
23	4/26	@St. Louis	L, 3-4 (13)	Gant (1-0)	Sewald (0-1)	--	15-8	1st/+0.5	37,762	
24	4/27	@San Diego	W, 5-1	deGrom (3-0)	Richard (1-3)	--	16-8	1st/+0.5	29,977	
25	4/28	@San Diego	L, 2-12	Lucchesi (3-1)	Vargas (0-1)	--	16-9	1st/+0.5	42,778	
26	4/29	@San Diego	W, 14-2	Wheeler (2-1)	Mitchell (0-3)	--	17-9	1st/+1.5	34,639	
27	5/1	Atlanta	L, 2-3	Soroka (1-0)	Syndergaard (1-0)	Vizcaino (4)	17-10	1st/+0.5	22,527	338,616
28	5/2	Atlanta	L, 0-7	Newcomb (2-1)	Sewald (0-2)	--	17-11	2nd/-0.5	23,528	362,144
29	5/3	Atlanta	L, 0-11	Teheran (2-1)	Vargas (0-2)	--	17-12	2nd/-1.5	26,882	389,026
30	5/4	Colorado	L, 7-8	Márquez (2-3)	Wheeler (2-2)	Davis (12)	17-13	2nd/-1.5	34,030	423,056
31	5/5	Colorado	L, 0-2	Bettis (4-1)	Matz (1-3)	Davis (13)	17-14	3rd/-1.5	37,550	460,606
32	5/6	Colorado	L, 2-3	Freeland (2-4)	Robles (2-1)	Ottavino (1)	17-15	3rd/-1.5	33,580	494,186
33	5/7	@Cincinnati	W, 7-6	Gsellman (4-0)	Bailey (0-5)	Familia (10)	18-15	3rd/-1.0	15,187	
34	5/8	@Cincinnati	L, 2-7	Castillo (2-4)	Vargas (0-3)	--	18-16	4th/-2.0	14,804	
35	5/9	@Cincinnati	L, 1-2 (10)	Iglesias (1-0)	Ramos (1-2)	--	18-17	4th/-3.0	16,452	
36	5/11	@Philadelphia	W, 3-1	Ramos (2-2)	Neris (1-3)	Familia (11)	19-17	4th/-2.5	29,247	
37	5/13	@Philadelphia	L, 2-4	Nola (6-1)	Sewald (0-3)	Ramos (1)	19-18	4th/-4.0	34,091	
38	5/15	Toronto	W, 12-2	Syndergaard (3-1)	García (2-3)	--	20-18	4th/-3.5	28,967	523,153
39	5/16	Toronto	L, 1-12	Happ (5-3)	Wheeler (2-3)	--	20-19	4th/-4.5	28,400	551,553
40	5/18	Arizona	W, 3-1	deGrom (4-0)	Godley (4-3)	Familia (12)	21-19	4th/-3.5	31,285	582,838
41	5/19	Arizona	W, 5-4	Familia (2-1)	Chafin (0-1)	--	22-19	4th/-3.5	39,515	622,353
42	5/20	Arizona	W, 4-1	Syndergaard (1-0)	De La Rosa (0-2)	Gsellman (1)	23-19	3rd/-3.5	34,894	657,247
43	5/21	Miami	W, 2-0	Vargas (1-3)	Hernandez (0-1)	Familia (13)	24-19	3rd/-2.5	22,505	679,752
44	5/22	Miami	L, 1-5	Smith (3-5)	Wheeler (2-4)	--	24-20	4th/-3.5	22,195	701,947
45	5/23	Miami	L, 1-2	Conley (1-0)	Familia (2-2)	Ziegler (9)	24-21	4th/-3.5	24,808	726,755
46	5/24	@Milwaukee	W, 5-0	Matz (2-3)	Davies (2-4)	--	25-21	4th/-3.0	33,803	
47	5/25	@Milwaukee	L, 3-4 (10)	Jeffress (4-0)	Gsellman (4-1)	--	25-22	4th/-3.0	28,286	
48	5/26	@Milwaukee	L, 6-17	Jennings (3-1)	Rhame (0-1)	--	25-23	4th/-3.5	37,258	
49	5/27	@Milwaukee	L, 7-8	Logan (1-0)	Blevins (1-1)	Knebel (4)	25-24	4th/-4.0	39,715	
50	5/28	@Atlanta (1)	L, 3-4	Carle (3-1)	Lugo (1-1)	--	25-25	--	32,377	
51	@Atlanta (2)	W, 8-5	Gsellman (5-1)	Minter (3-1)	Familia (14)	26-25	4th/-4.0	31,779		
52	5/29	@Atlanta	L, 6-7	Winkler (2-0)	G. Bautista (0-1)	--	26-26	4th/-5.0	19,443	
53	5/30	@Atlanta	W, 4-1	Vargas (2-3)	Teheran (4-3)	Gsellman (2)	27-26	4th/-5.0	21,449	
54	5/31	Chicago (NL)	L, 1-5	Quintana (6-4)	Robles (2-2)	Morrow (13)	27-27	4th/-5.0	34,458	761,213
55	6/1	Chicago (NL)	L, 4-7	Rosario (2-0)	Sewald (0-4)	Morrow (14)	27-28	4th/-6.0	37,183	798,396
56	6/2	Chicago (NL)	L, 1-7 (14)	Farrell (2-2)	Baumann (0-2)	--	27-29	4th/-6.0	32,817	831,213
57	6/3	Chicago (NL)	L, 0-2	Lester (6-2)	Matz (2-4)	Duensing (1)	27-30	4th/-7.0	34,946	866,159
58	6/5	Baltimore	L, 1-2	Cobb (2-7)	Vargas (2-4)	Brach (9)	27-31	4th/-7.5	25,342	891,501
59	6/6	Baltimore	L, 0-1	Bundy (4-7)	Familia (2-3)	Brach (10)	27-32	4th/-8.0	30,366	921,867
60	6/8	New York (AL)	L, 1-4	Green (4-1)	deGrom (4-1)	Chapman (16)	27-33	4th/-8.0	42,961*	964,828

#	DATE	OPPONENT	FINAL	WP	LP	SAVE	REC	POS (GB/GA)	ATT.	HOME ATT.	CUMULATIVE
61	6/9	New York (AL)	L, 3-4	Robertson (5-2)	Swarzak (0-1)	Chapman (17)	27-34	4th/-9.0	43,603*	1,008,431	
62	6/10	New York (AL)	W, 2-0	Lugo (2-1)	Severino (9-2)	Swarzak (1)	28-34	4th/-8.0	36,171	1,044,602	
63	6/12	@Atlanta	L, 2-8	Carle (4-1)	Wheeler (2-5)	--	28-35	4th/-8.5	29,892		
64	6/13	@Atlanta	L, 0-2	Soroka (2-1)	deGrom (4-2)	Vizcaino (12)	28-36	4th/-9.5	32,015		
65	6/14	@Arizona	L, 3-6	Koch (5-3)	Vargas (2-5)	Boxberger (15)	28-37	4th/-10.5	23,300		
66	6/15	@Arizona	L, 3-7	Godley (7-5)	Lugo (2-2)	Boxberger (16)	28-38	4th/-10.5	32,170		
67	6/16	@Arizona	W, 5-1	Matz (3-4)	Corbin (6-3)	--	29-38	4th/-10.5	31,824		
68	6/17	@Arizona	W, 5-3	Familia (3-3)	Boxberger (1-3)	Gsellman (3)	30-38	4th/-10.5	47,907		
69	6/18	@Colorado	W, 12-2	deGrom (5-2)	Anderson (4-2)	--	31-38	4th/-10.0	33,815		
70	6/19	@Colorado	L, 8-10	Márquez (5-7)	Vargas (2-6)	--	31-39	4th/-11.0	29,710		
71	6/20	@Colorado	L, 8-10	Shaw (3-5)	Gsellman (5-2)	Davis (21)	31-40	4th/-11.0	38,685		
72	6/21	@Colorado	L, 4-6	Freeland (7-6)	Matz (3-5)	McGee (1)	31-41	4th/-11.5	44,010		
73	6/22	Los Angeles (NL)	L, 2-5	Wood (3-5)	Wheeler (2-6)	Jansen (19)	31-42	4th/-11.5	32,565	1,077,167	
74	6/23	Los Angeles (NL)	L, 3-8	Ferguson (1-1)	deGrom (5-3)	--	31-43	4th/-11.5	37,705	1,114,872	
75	6/24	Los Angeles (NL)	L, 7-8 (11)	Hudson (2-2)	Flexen (0-1)	--	31-44	4th/-12.5	34,060	1,148,932	
76	6/25	Pittsburgh	L, 4-6	Tailon (5-6)	Lugo (2-3)	Vázquez (15)	31-45	4th/-13.5	22,135	1,171,067	
77	6/26	Pittsburgh	W, 4-3 (10)	Peterson (1-0)	Brault (5-2)	--	32-45	4th/-12.5	24,501	1,195,568	
78	6/27	Pittsburgh	L, 3-5	Vázquez (3-2)	Familia (3-4)	--	32-46	4th/-12.5	24,506	1,220,074	
79	6/29	@Miami	L, 2-8	Alcántara (1-0)	Oswalt (0-1)	--	32-47	4th/-13.5	8,211		
80	6/30	@Miami	L, 2-5	Lopez (1-0)	deGrom (5-4)	Barracough (8)	32-48	T4th/-14.5	10,523		
81	7/1	@Miami	W, 5-2	Matz (4-5)	Straily (3-4)	Familia (15)	33-48	4th/-14.5	9,611		
82	7/3	@Toronto	L, 6-8	Axford (2-1)	Peterson (1-1)	Clippard (6)	33-49	4th/-15.0	24,010		
83	7/4	@Toronto	W, 6-3	Lugo (3-3)	Stroman (1-6)	Familia (16)	34-49	4th/-14.0	26,038		
84	7/6	Tampa Bay	W, 5-1	Familia (4-4)	Roe (1-2)	--	35-49	4th/-12.5	24,236	1,244,310	
85	7/7	Tampa Bay	L, 0-3	Snell (12-4)	Matz (4-6)	Romo (9)	35-50	4th/-13.5	32,986	1,277,296	
86	7/8	Tampa Bay	L, 0-9	Eovaldi (3-3)	Flexen (0-2)	--	35-51	4th/-13.5	24,653	1,301,949	
87	7/9	Philadelphia (1)	W, 4-3 (10)	Peterson (2-1)	Arano (1-1)	--	36-51	--			
88	7/10	Philadelphia (2)	L, 1-3	Nola (12-2)	Oswalt (0-2)	Arano (3)	36-52	4th/-13.5	24,139	1,326,088	
89	7/10	Philadelphia	L, 3-7	De Los Santos (1-0)	Gagnon (0-1)	--	36-53	4th/-14.5	22,416	1,348,504	
90	7/11	Philadelphia	W, 3-0 (10)	Gsellman (6-2)	Leiter Jr. (0-1)	--	37-53	4th/-13.5	22,137	1,370,641	
91	7/12	Washington	L, 4-5	Scherzer (12-5)	Matz (4-7)	Madson (4)	37-54	T-4th/14.5	28,120	1,398,761	
92	7/13	Washington	W, 4-2	Syndergaard (5-1)	Roark (3-12)	Gsellman (4)	38-54	4th/-14.5	26,558	1,425,319	
93	7/14	Washington	W, 7-4	Wheeler (3-6)	Voth (0-1)	Familia (17)	39-54	4th/-13.5	30,438	1,455,757	
94	7/15	Washington	L, 1-6	Hellickson (4-1)	Swarzak (0-2)	--	39-55	T-4th/-13.5	26,572	1,482,329	
95	7/20	@New York (AL)	W, 7-5	Syndergaard (6-1)	German (2-6)	Gsellman (5)	40-55	T-4th/-13.5	47,175		
96	7/21	@New York (AL)	L, 6-7	Gray (7-7)	Matz (4-8)	Shreve (1)	40-56	5th/-14.0	47,102		
97	7/23	San Diego	L, 2-3	Lucchesi (5-5)	deGrom (5-5)	Yates (3)	40-57	5th/-14.0	21,731	1,504,060	
98	7/24	San Diego	W, 6-3	Wheeler (4-6)	Lauer (5-7)	--	41-57	5th/-14.0	21,925	1,525,985	
99	7/25	San Diego	W, 6-4	Oswalt (1-2)	Richard (7-10)	Swarzak (2)	42-57	T4th/-14.0	30,963	1,556,948	
100	7/26	@Pittsburgh	W, 12-6	Matz (5-8)	Kingham (5-5)	--	43-57	4th/-14.0	21,981		
101	7/27	@Pittsburgh	L, 4-5	Vázquez (4-2)	Peterson (2-2)	--	43-58	4th/-14.0	26,356		
102	7/28	@Pittsburgh	L, 0-5	Williams (9-7)	deGrom (5-6)	--	43-59	T-4th/-14.0	35,900		
103	7/29	@Pittsburgh	W, 1-0	Wheeler (5-6)	Musgrove (4-5)	Swarzak (3)	44-59	T4th/-13.0	23,749		
104	7/31	@Washington	L, 4-25	Roark (5-12)	Matz (5-9)	--	44-60	4th/-13.5	35,029		
105	8/1	@Washington	L, 3-5	Milone (1-0)	Syndergaard (6-2)	Herrera (16)	44-61	T4th/-14.0	34,319		
106	8/2	Atlanta	L, 2-4	Foltynewicz (8-7)	Vargas (2-7)	Minter (7)	44-62	T4th/-15.0	24,525	1,581,473	
107	8/3	Atlanta	L, 1-2	Sánchez (6-3)	deGrom (5-7)	Minter (8)	44-63	T4th/-16.0	25,101	1,606,574	
108	8/4	Atlanta	W, 3-0	Wheeler (6-6)	Gausman (5-9)	Gsellman (6)	45-63	4th/-16.0	36,946	1,643,520	
109	8/5	Atlanta	L, 4-5 (10)	Minter (4-2)	Bashlor (0-1)	Biddle (1)	45-64	4th/-17.0	27,134	1,670,654	
110	8/6	Cincinnati	W, 6-4	Syndergaard (7-2)	Bailey (1-9)	Blevins (1)	46-64	4th/-16.0	21,644	1,692,298	
111	8/7	Cincinnati	L, 1-6	Romano (7-9)	Vargas (2-8)	--	46-65	4th/-17.0	22,207	1,714,505	
112	8/8	Cincinnati	W, 8-0	deGrom (6-7)	Stephenson (0-1)	--	47-65	4th/-16.0	24,287	1,738,792	
113	8/10	@Miami	W, 6-2	Wheeler (7-6)	Ureña (3-12)	--	48-65	4th/-15.0	6,993		
114	8/11	@Miami	L, 3-4 (11)	Guerra (1-0)	Rhame (0-2)	--	48-66	4th/-16.0	11,478		
115	8/12	@Miami	W, 4-3	Syndergaard (8-2)	Chen (4-9)	Lugo (1)	49-66	4th/-15.0	8,964		
116	8/13	@New York (AL)	W, 8-5	deGrom (7-7)	Severino (15-6)	Gsellman (7)	50-66	4th/-15.5	47,233		
117	8/14	@Baltimore	L, 3-6	Cashner (4-10)	Wahl (0-1)	Givens (4)	50-67	4th/-16.5	20,527		
118	8/15	@Baltimore	W, 16-5	Wheeler (8-6)	Bundy (7-11)	--	51-67	4th/-16.5	25,045		
119	8/16	@Philadelphia (1)	W, 24-4	Oswalt (2-2)	Suárez (1-1)	--	52-67	--			
120	8/16	@Philadelphia (2)	L, 6-9	Eflin (9-4)	Matz (5-10)	Dominguez (14)	52-68	4th/-16.0	33,049		
121	8/17	@Philadelphia	L, 2-4	Nola (14-3)	Syndergaard (8-3)	Neshek (3)	52-69	4th/-16.0	40,460		
122	8/18	@Philadelphia	W, 3-1	deGrom (8-7)	Arrieta (9-8)	--	53-69	4th/-15.0	35,158		

YEAR IN REVIEW

2018 DAY BY DAY

#	DATE	OPPONENT	FINAL	WP	LP	SAVE	REC	POS (GB/GA)	ATT.	HOME ATT.	CUMULATIVE
123	8/19	@Philadelphia	W, 8-2	Vargas (3-8)	Pivetta (7-10)	--	54-69	4th/-14.0	2,429		
124	8/20	San Francisco	L, 1-2 (13)	Law (1-0)	Bashlor (0-2)	--	54-70	4th/-15.0	24,811	1,763,603	
125	8/21	San Francisco	W, 6-3	Oswalt (3-2)	Watson (4-5)	--	55-70	4th/-15.0	24,999	1,788,602	
126	8/22	San Francisco	W, 5-3	Syndergaard (9-3)	Kelly (0-2)	Sewald (1)	56-70	4th/-15.0	28,157	1,816,759	
127	8/23	San Francisco	L, 1-3	Bumgarner (5-5)	deGrom (8-8)	Smith (11)	56-71	4th/-16.0	25,584	1,842,343	
128	8/24	Washington	W, 3-0	Vargas (4-8)	Gonzalez (7-11)	Gsellman (8)	57-71	4th/-15.0	23,763	1,866,106	
129	8/25	Washington	W, 3-0	Wheeler (9-6)	Roark (8-13)	--	58-71	4th/-14.0	29,868	1,895,974	
130	8/26	Washington	L, 0-15	Rodriguez (2-1)	Matz (5-11)	--	58-72	4th/-15.0	23,192	1,919,166	
131	8/27	@Chicago (NL)	L, 4-7	Cishek (4-1)	Blevins (1-2)	Chavez (3)	58-73	4th/-15.5	38,935		
132	8/28	@Chicago (NL)	L, 1-2 (11)	Chavez (5-2)	Sewald (0-5)	--	58-74	--	37,017		
133	8/29	@Chicago (NL)	W, 10-3	Vargas (5-8)	Mills (0-1)	--	59-74	4th/-15.5	33,386		
134	8/31	@San Francisco	L, 0-7	Suárez (6-9)	Wheeler (9-7)	--	59-75	4th/-15.0	39,057		
135	9/1	@San Francisco	W, 2-1 (11)	Blevins (2-2)	Strickland (3-4)	Gsellman (9)	60-75	4th/-15.0	38,875		
136	9/2	@San Francisco	W, 4-1	Syndergaard (10-3)	Stratton (9-8)	--	61-75	4th/-15.0	39,692		
137	9/3	@Los Angeles (NL)	W, 4-2	Smith (1-0)	Maeda (8-9)	Gsellman (10)	62-75	4th/-14.0	45,206		
138	9/4	@Los Angeles (NL)	L, 4-11	Hill (7-5)	Vargas (5-9)	--	62-76	4th/-14.0	46,651		
139	9/5	@Los Angeles (NL)	W, 7-3	Wheeler (10-7)	Ryu (4-2)	--	63-76	4th/-13.0	40,317		
140	9/7	Philadelphia	L, 3-4	Nola (16-4)	Bashlor (0-3)	Hunter (4)	63-77	4th/-13.5	23,379	1,942,545	
141	9/8	Philadelphia	W, 10-5	Syndergaard (11-3)	Eflin (9-7)	--	64-77	4th/-13.5	25,094	1,967,639	
142	9/9	Philadelphia	W, 6-4	Gagnon (1-1)	Velasquez (9-11)	Lugo (2)	65-77	4th/-13.5	24,153	1,991,792	
143	9/11	Miami	L, 3-5	Ureña (6-12)	deGrom (8-9)	--	65-78	4th/-15.0	20,849	2,012,641	
144	9/12	Miami	W, 13-0	Wheeler (11-7)	Richards (3-9)	--	66-78	4th/-15.0	20,423	2,033,064	
145	9/13	Miami (1)	W, 4-3	Blevins (3-2)	Barracough (0-6)	--	67-78	--			
146		Miami (2)	W, 5-2	Vargas (6-9)	Brigham (0-2)	Gsellman (11)	68-78	4th/-14.0	22,640	2,055,704	
147	9/14	@Boston	W, 8-0	Syndergaard (12-3)	Cuevas (0-1)	--	69-78	4th/-14.0	37,117		
148	9/15	@Boston	L, 3-5	Porcello (17-7)	Sewald (0-6)	Kimbrel (41)	69-79	4th/-14.0	36,611		
149	9/16	@Boston	L, 3-4	Workman (6-0)	Lugo (3-4)	Wright (1)	69-80	4th/-14.0	36,526		
150	9/17	@Philadelphia	W, 9-4	Wheeler (12-7)	Hunter (4-3)	--	70-80	4th/-13.0	21,767		
151	9/18	@Philadelphia	L, 2-5	Neshek (3-1)	Smith (1-1)	Neris (11)	70-81	4th/-13.0	18,895		
152	9/19	@Philadelphia	L, 0-4	Eflin (11-7)	Syndergaard (12-4)	--	70-82	4th/-14.0	19,085		
153	9/20	@Washington	W, 5-4 (12)	Rhame (1-2)	Rodriguez (3-3)	Sewald (2)	71-82	4th/-14.0	28,358		
154	9/21	@Washington	W, 4-2	deGrom (9-9)	Ross (0-1)	Gsellman (12)	72-82	4th/-14.0	37,895		
155	9/22	@Washington	L, 0-6	Voth (1-1)	Oswalt (3-3)	--	72-83	4th/-15.0	39,372		
156	9/23	@Washington	W, 8-6	Gagnon (2-1)	Suero (3-1)	Swarzak (4)	73-83	4th/-15.0	34,218		
157	9/25	Atlanta	L, 3-7	Winkler (4-0)	Gsellman (6-3)	--	73-84	4th/-16.0	21,943	2,077,647	
158	9/26	Atlanta	W, 3-0	deGrom (10-9)	Jackson (1-2)	Lugo (3)	74-84	4th/-15.0	23,205	2,100,852	
159	9/27	Atlanta	W, 4-1	Vargas (7-9)	Teheran (9-9)	Gsellman (13)	75-84	4th/-14.0	24,824	2,125,676	
160	9/28	Miami	L, 1-8	Ureña (9-12)	Sewald (0-7)	--	75-85	4th/-15.0	27,045	2,152,721	
161	9/29	Miami	W, 1-0 (13)	Zamora (1-0)	García (3-3)	--	76-85	4th/-14.0	43,928*	2,196,649	
162	9/30	Miami	W, 1-0	Syndergaard (13-4)	Alcántara (2-3)	--	77-85	4th/-13.0	28,346	2,224,995	

*Sellout

2018-19 CHRONOLOGY

JANUARY 2018

- Jan. 16** Signed OF **Jay Bruce** to a three-year contract...Designated RHP **Kevin McGowan** for assignment.
- Jan. 18** Signed INF **Adrián González** to a one-year contract...Designated RHP **Chasen Bradford** for assignment.
- Jan. 19** Invited INF **Peter Alonso**, LHP **P.J. Conlon**, OF **Kevin Kaczmarski**, C **Patrick Mazeika**, RHP **Drew Smith**, RHP **Corey Taylor**, OF **Tim Tebow**, INF **David Thompson** and RHP **Adonis Uceta** to Major League Spring Training...RHP **Chasen Bradford** claimed off waivers by Seattle.
- Jan. 23** Named **Jim Cavallini** Director of Performance and Sports Science, promoted **Brian Chicklo** to head trainer and named **Joseph Golia** the team's assistant trainer...Signed INF/OF **Ty Kelly** to a minor league contract with an invite to major league spring training.
- Jan. 26** Signed INF **José Reyes** to a one-year contract...Designated LHP **Josh Smoker** for assignment.
- Jan. 31** Acquired LHP **Daniel Zamora** from Pittsburgh in exchange for LHP **Josh Smoker**.

FEBRUARY

- Feb. 7** Signed INF **Todd Frazier** to a two-year contract...Designated INF **Matt Reynolds** for assignment.
- Feb. 13** Traded INF **Matt Reynolds** to Washington in exchange for cash considerations.
- Feb. 15** Signed OF **Matthew den Dekker** to a minor league contract with an invite to major league spring training.
- Feb. 18** Signed LHP **Jason Vargas** to a two-year contract...Placed INF **T.J. Rivera** on the 60-Day DL to recover from "Tommy John" surgery.

MARCH

- Mar. 13** Optioned RHP **Jamie Callahan** to Las Vegas (AAA)...Optioned RHP **Marcos Molina** and RHP **Corey Oswalt** to Binghamton (AA)...Optioned RHP **Gerson Bautista** to St. Lucie (A).
- Mar. 14** Optioned RHP **Tyler Bashlor** and RHP **Chris Flexen** to Binghamton (AA).
- Mar. 20** Optioned INF **Gavin Cecchini** and INF **Luis Guillorme** to Las Vegas (AAA).
- Mar. 23** Optioned RHP **Hansel Robles** to Las Vegas (AAA)...Optioned C **Tomás Nido** to Binghamton (AA).
- Mar. 24** Optioned RHP **Zack Wheeler** to Las Vegas (AAA).
- Mar. 26** Claimed OF **Bryce Brentz** off waivers from Pittsburgh.
- Mar. 28** Announced that OF **Bryce Brentz** cleared waivers and was outrighted to Las Vegas (AAA).
Selected the contract of INF/OF **Phillip Evans**...Placed OF **Michael Conforto** on the 10-Day DL with a left shoulder dislocation...Placed RHP **Rafael Montero** the 60-Day DL with "Tommy John" surgery...Placed INF **Dominic Smith** on the 10-Day DL with a strained right quad...Placed LHP **Jason Vargas** on the 10-Day DL with a non-displaced fracture of hamate in right hand...Placed INF **David Wright** on the 10-Day DL with a shoulder/back injury.
- Mar. 29**

APRIL

- Apr. 2** Placed RHP **Anthony Swarzak** on the 10-Day DL, retroactive to April 1, with a strained left oblique...Recalled RHP **Hansel Robles** from Las Vegas (AAA).
- Apr. 5** Activated OF **Michael Conforto** from the 10-Day DL...Optioned INF/OF **Phillip Evans** to Las Vegas (AAA).
- Apr. 10** Recalled RHP **Corey Oswalt** from Las Vegas (AAA)...Optioned OF **Brandon Nimmo** to Las Vegas (AAA)...Added RHP **Zack Wheeler** to the taxi squad...Acquired minor league OF **Kendall Coleman** from the Yankees in exchange for minor league INF/OF **L.J. Mazzilli**.
- Apr. 11** Recalled RHP **Zack Wheeler** from Las Vegas (AAA)...Optioned RHP **Corey Oswalt** to Las Vegas (AAA)...Placed C **Travis d'Arnaud** on the 10-Day DL with a with a partial tear of the ulnar collateral ligament in his right elbow...Recalled C **Tomás Nido** from Binghamton (AA).
- Apr. 13** Placed C **Kevin Plawecki** on the 10-Day DL, retroactive to April 12, with a hairline fracture of his left hand...Recalled OF **Brandon Nimmo** from Las Vegas (AAA)... Selected the contract of C **Jose Lobaton** from Las Vegas (AAA)...Optioned RHP **Jacob Rhame** to Las Vegas (AAA)...Transferred C **Travis d'Arnaud** to the 60-Day DL...Signed C **Johnny Monell** to a minor league contract and assigned him to Las Vegas (AAA).
- Apr. 15** Recalled INF **Dominic Smith** from his rehabilitation assignment, reinstated him from the 10-day DL and optioned him to Las Vegas (AAA).
- Apr. 17** Recalled RHP **Gerson Bautista** from Binghamton (AA)...Optioned RHP **Hansel Robles** to Las Vegas (AAA).
- Apr. 18** Signed RHP **Scott Copeland** and RHP **Vance Worley** to minor league contracts...Released RHP **A.J. Griffin**.
- Apr. 21** Recalled RHP **Corey Oswalt** from Las Vegas (AAA)...Optioned RHP **Gerson Bautista** to Binghamton (AA).
- Apr. 27** Recalled RHP **Jacob Rhame** from Las Vegas (AAA)...Optioned RHP **Corey Oswalt** to Las Vegas (AAA)...Claimed LHP **Buddy Baumann** off waivers from San Diego and optioned him to Las Vegas (AAA)...Transferred INF **David Wright** to the 60-Day DL.
- Apr. 28** Recalled LHP **Jason Vargas** from his rehabilitation assignment and reinstated him from the 10-day DL...Optioned RHP **Jacob Rhame** to Las Vegas (AAA).

MAY

May 3	Signed INF/OF Cody Asche to a minor league contract.
May 5	Designated RHP Matt Harvey for assignment...Recalled RHP Hansel Robles from Las Vegas (AAA).
May 6	Placed RHP Jacob deGrom on the 10-Day DL, retroactive to May 3, with a hyperextended right elbow...Selected the contract of LHP P.J. Conlon from Las Vegas (AAA).
May 8	Acquired C Devin Mesoraco and cash from the Cincinnati Reds in exchange for RHP Matt Harvey ...Placed INF Todd Frazier on the 10-Day DL with a left hamstring strain...Transferred RHP Anthony Swarzak to the 60-Day DL...Recalled RHP Corey Oswalt from Las Vegas (AAA) and optioned LHP P.J. Conlon to Las Vegas (AAA).
May 9	Recalled INF Luis Guillorme from Las Vegas (AAA)...Optioned C Tomás Nido to Las Vegas (AAA).
May 11	Placed OF Jay Bruce on the Paternity Leave List...Recalled INF Dominic Smith from Las Vegas (AAA)...Placed RHP Hansel Robles on the 10-Day DL, retroactive to May 9, with a sprained right knee...Recalled LHP Buddy Baumann from Las Vegas (AAA)...Signed OF Patrick Kivlehan to a minor league contract and assigned him to Las Vegas (AAA).
May 13	Activated RHP Jacob deGrom from the 10-Day DL...Optioned LHP Buddy Baumann to Las Vegas (AAA).
May 14	Optioned INF Dominic Smith to Las Vegas (AAA)...Returned OF Jay Bruce from Paternity Leave List.
May 15	Placed LHP Jerry Blevins on the Paternity Leave List...Recalled LHP Buddy Baumann from Las Vegas (AAA)...Recalled RHP Jacob Rhamé from Las Vegas (AAA)...Optioned RHP Corey Oswalt to Las Vegas (AAA).
May 16	Placed OF Yoenis Céspedes on the 10-Day DL, retroactive to May 14, with a mild strain of the right hip flexor...Recalled INF/OF Phillip Evans from Las Vegas (AAA).
May 18	Reinstated LHP Jerry Blevins from the Paternity Leave List...Placed OF Juan Lagares on the 10-Day DL, retroactive to May 17, with a complete tear of the big toe plantar plate...Signed INF Christian Colon and OF Ezequiel Carrera to minor league contracts and assigned them both to Las Vegas (AAA).
May 19	Recalled RHP Chris Flexen and C Tomás Nido from Las Vegas (AAA)... Designated C Jose Lobaton for assignment and optioned LHP Buddy Baumann to Las Vegas (AAA).
May 21	Announced C Jose Lobaton cleared waivers and accepted his assignment to Las Vegas...Signed RHP Cody Martin to a minor league contract.
May 22	Signed OF José Bautista to a major league contract...Optioned INF/OF Phillip Evans to Las Vegas (AAA).
May 27	Recalled LHP P.J. Conlon from Las Vegas (AAA)...Optioned RHP Chris Flexen to Las Vegas (AAA).
May 28	Returned from rehabilitation assignment and activated C Kevin Plawecki and RHP Hansel Robles ...Recalled INF/OF Phillip Evans from Las Vegas (AAA)...Optioned C Tomás Nido to Binghamton (AA)...Placed RHP A.J. Ramos on the 10-Day DL, retroactive to May 27, with a right shoulder strain...Placed INF Wilmer Flores on the 10-Day DL with a sore lower back...Recalled RHP Gerson Bautista from Binghamton (AA) as the 26th man for the doubleheader.
May 29	Placed RHP Noah Syndergaard on the 10-Day DL, retroactive to May 26, with a strained ligament in his right index finger...Optioned LHP P.J. Conlon to Las Vegas (AAA).
May 30	Recalled LHP Buddy Baumann ...Selected the contract of RHP Tim Peterson from Las Vegas (AAA)...Selected the contract of RHP Scott Copeland from Binghamton (AA)...Optioned RHP Jacob Rhamé to Las Vegas (AAA) and optioned INF/OF Phillip Evans to Las Vegas (AAA)...Transferred OF Juan Lagares to the 60-Day DL...Designated LHP P.J. Conlon for assignment.

JUNE

June 1	Selected the contract of C Jose Lobaton from Las Vegas (AAA)...Designated RHP Scott Copeland for assignment.
June 2	Returned INF Todd Frazier from his rehabilitation assignment and reinstated from the 10-Day DL...Returned RHP Anthony Swarzak from his rehabilitation assignment and activated from the 60-Day DL...Designated LHP Buddy Baumann for assignment...Optioned RHP Gerson Bautista to Las Vegas (AAA)...LHP P.J. Conlon claimed by Los Angeles-NL.
June 6	Claimed LHP P.J. Conlon off waivers from the Dodgers...Designated INF/OF Phillip Evans for assignment.
June 8	Placed RHP Jeurys Familia on the 10-Day DL, retroactive to June 7, with a sore right shoulder...Recalled RHP Jacob Rhamé from Las Vegas (AAA)...LHP Buddy Baumann and INF/OF Phillip Evans cleared waivers and were assigned to Las Vegas (AAA).
June 11	Gave INF Adrián González his unconditional release.
June 12	Designated C Jose Lobaton for assignment, Recalled INF Dominic Smith from Las Vegas (AAA)...Selected the contract of INF/OF Ty Kelly from Las Vegas (AAA).
June 13	Claimed RHP Chris Beck off waivers from Chicago-AL.
June 14	Optioned RHP Tim Peterson to Las Vegas (AAA).
June 15	Returned INF Wilmer Flores from his rehabilitation assignment and reinstated him from the DL...Optioned INF Ty Kelly to Las Vegas (AAA)...Signed first-round pick OF Jarred Kelenic .
June 18	Activated RHP Jeurys Familia from the 10-Day DL...Optioned RHP Jacob Rhamé to Las Vegas (AAA).
June 19	Placed OF Jay Bruce on the 10-Day DL, retroactive to June 18, with a sore right hip...Recalled RHP Tim Peterson from Las Vegas (AAA).
June 20	Recalled RHP Chris Flexen from Las Vegas (AAA)...Optioned RHP Hansel Robles to Las Vegas (AAA).

JUNE (CONTINUED)

June 22	Selected the contracts of RHP Drew Smith and OF Kevin Kaczmarski from Las Vegas (AAA)...Optioned RHP Paul Sewald and RHP Chris Flexen to Las Vegas (AAA)...Transferred RHP A.J. Ramos to the 60-Day DL...Designated RHP Hansel Robles for assignment.
June 23	RHP Hansel Robles was claimed by the Angels.
June 24	Placed LHP Jason Vargas on the 10-Day DL, retroactive to June 20, with a strained right calf...Recalled RHP Chris Flexen from Las Vegas (AAA).
June 25	Recalled RHP Tyler Bashlor from Las Vegas (AAA)...Optioned RHP Chris Flexen to Las Vegas (AAA).
June 26	Recalled RHP Gerson Bautista from Las Vegas (AAA)...Optioned INF Luis Guillorme to Las Vegas (AAA).
June 29	Recalled RHP Corey Oswalt from Las Vegas (AAA)...Optioned RHP Gerson Bautista to Las Vegas (AAA).

JULY

July 6	Recalled RHP Paul Sewald from Las Vegas (AAA)...Placed LHP Jerry Blevins on the Bereavement List.
July 8	Recalled RHP Chris Flexen from Las Vegas (AAA)...Optioned RHP Drew Smith to Las Vegas (AAA). Named RHP Jacob Rhame the 26th man for the doubleheader...Recalled LHP P.J. Conlon from Las Vegas (AAA)...Recalled INF/OF Ty Kelly from Las Vegas (AAA)...Placed INF Todd Frazier on the 10-Day DL with a left rib cage muscle strain and optioned RHP Chris Flexen to Las Vegas (AAA)...Activated LHP Jerry Blevins from the Bereavement List...Designated RHP Chris Beck for assignment.
July 9	
July 10	Selected the contract of RHP Drew Gagnon from Las Vegas (AAA)...Returned RHP Jacob Rhame to Las Vegas (AAA)...Optioned RHP Paul Sewald to Las Vegas (AAA).
July 11	Selected the contract of OF Matt den Dekker from Las Vegas (AAA), recalled RHP Jacob Rhame from Las Vegas (AAA), optioned OF Kevin Kaczmarski and RHP Drew Gagnon to Las Vegas (AAA)...Released RHP Marcos Molina .
July 12	RHP Chris Beck cleared outright waivers and accepted his assignment to Las Vegas (AAA).
July 13	Returned RHP Noah Syndergaard from his rehabilitation assignment and reinstated him from the DL...Optioned LHP P.J. Conlon to Las Vegas (AAA).
July 20	Returned OF Yoenis Céspedes from his rehabilitation assignment and reinstated him from the DL...Recalled RHP Drew Smith from Las Vegas (AAA)...Optioned INF Dominic Smith and RHP Corey Oswalt to Las Vegas (AAA).
July 21	Acquired minor leaguers INF William Toffey , RHP Bobby Wahl and international bonus pool money from Oakland in exchange for RHP Jeury Familia .
July 22	Recalled RHP Paul Sewald from Las Vegas (AAA).
July 23	Placed RHP Noah Syndergaard on the 10-Day DL, retroactive to July 21, with hand, foot and mouth disease...Recalled RHP Corey Oswalt from Las Vegas (AAA).
July 24	Placed OF Yoenis Céspedes on the 10-Day DL, due to surgery on both his heels...Selected the contract of INF/OF Phillip Evans and INF Jeff McNeil from Las Vegas (AAA)...Designated INF/OF Ty Kelly .
July 26	Announced INF Ty Kelly cleared outright waivers and accepted his assignment to Las Vegas (AAA).
July 27	Acquired minor league RHP Franklyn Kilomé from Philadelphia in exchange for INF Asdrúbal Cabrera ...Signed OF Austin Jackson to a major league contract... Designated OF Matt den Dekker for assignment...Activated LHP Jason Vargas from the DL...Optioned RHP Corey Oswalt to Las Vegas (AAA).
July 28	Recalled INF Luis Guillorme from Las Vegas (AAA).
July 30	Announced OF Matt den Dekker cleared waivers and accepted his assignment to Las Vegas (AAA).
July 31	Claimed INF Jack Reinheimer off waivers from Arizona and optioned him to Las Vegas (AAA)...Transferred OF Yoenis Céspedes to the 60-Day DL.

AUGUST

Aug. 1	Activated RHP Noah Syndergaard from the 10-Day DL...Optioned RHP Tim Peterson to Las Vegas (AAA).
Aug. 2	Returned INF Todd Frazier from his rehabilitation assignment and reinstated him from the 10-Day DL...Selected the contract of RHP Bobby Wahl ...Placed INF/OF Phillip Evans on the 10-Day DL with a left tibial plateau fracture...Optioned RHP Jacob Rhame to Las Vegas (AAA)...Designated OF Kevin Kaczmarski for assignment.
Aug. 3	Placed LHP Steven Matz on the 10-Day DL, retroactive to August 1, with a flexor pronator strain in his left arm...Recalled RHP Corey Oswalt from Las Vegas (AAA).
Aug. 5	Placed RHP Anthony Swarzak on the 10-Day DL, retroactive to August 4, with right shoulder inflammation...Recalled RHP Jacob Rhame from Las Vegas (AAA)...OF Kevin Kaczmarski cleared waivers and was outrighted to Las Vegas (AAA).
Aug. 13	Recalled RHP Tim Peterson and INF Jack Reinheimer from Las Vegas (AAA) and optioned RHP Jacob Rhame and INF Luis Guillorme to Las Vegas (AAA).
Aug. 16	Named RHP Jacob Rhame the 26th man for doubleheader...Activated LHP Steven Matz from the 10-Day DL...Optioned RHP Tim Peterson to Las Vegas (AAA).
Aug. 17	Selected the contract of LHP Daniel Zamora from Binghamton (AA)...Placed RHP Bobby Wahl on the 10-Day DL, with a right hamstring strain.
Aug. 19	Named INF/OF Dominic Smith the 26th man.

AUGUST (CONTINUED)

- Aug. 20** Placed OF **Brandon Nimmo** on the 10-Day DL with a bruised left index finger...Recalled INF/OF **Dominic Smith** from Las Vegas (AAA).
- Aug. 24** Returned OF **Jay Bruce** from his rehabilitation assignment and reinstated him from the 10-Day DL...Recalled C **Tomás Nido** from Binghamton (AA)...Optioned INF **Jack Reinheimer** and INF **Dominic Smith** to Las Vegas (AAA).
- Aug. 28** Activated OF **Brandon Nimmo** from the 10-Day DL...Traded OF **José Bautista** to Philadelphia for a player-to-be-named-later or cash.
- Aug. 29** Named RHP **Jacob Rhame** the 26th man for second game of the doubleheader.
- Aug. 31** Placed C **Kevin Plawecki** on the Paternity Leave List...Recalled RHP **Jacob Rhame** from Las Vegas (AAA).

SEPTEMBER

- Sept. 1** Recalled RHP **Tim Peterson** and selected the contract of RHP **Eric Hanhold** from Las Vegas (AAA).
- Sept. 3** Recalled INF/OF **Dominic Smith**, INF **Jack Reinheimer** and RHP **Drew Gagnon** from Las Vegas (AAA)...Returned C **Kevin Plawecki** from the Paternity Leave List.
- Sept. 6** Traded minor league OF **Patrick Kivlehan** to Arizona for cash considerations.
- Sept. 8** Selected the contract of C **Jose Lobaton** from Las Vegas (AAA)...Transferred RHP **Bobby Wahl** to the 60-Day DL...Activated RHP **Anthony Swarzak** from the 10-Day DL.
- Sept. 25** Activated INF **David Wright** from the 60-Day DL...Placed RHP **Eric Hanhold** on the 60-Day DL with a strained left oblique muscle.

OCTOBER

- Oct. 2** Recalled RHP **Jamie Callahan**, RHP **Chris Flexen**, RHP **Franklyn Kilomé**, RHP **Gerson Bautista**, LHP **P.J. Conlon**, INF **Gavin Cecchini** and INF **Luis Guillorme**.
- Oct. 29** Named **Brodie Van Wagenen** the 13th general manager in franchise history...RHP **A.J. Ramos**, LHP **Jerry Blevins**, C **Jose Lobaton**, INF **José Reyes**, OF **Austin Jackson** and C **Devin Mesoraco** elected free agency.

NOVEMBER

- Nov. 2** Activated C **Travis d'Arnaud**, RHP **Eric Hanhold**, INF **T.J. Rivera**, OF **Juan Lagares**, OF **Yoenis Céspedes** and RHP **Bobby Wahl** from the 60-Day DL...Outrighted RHP **Jamie Callahan**, LHP **P.J. Conlon**, RHP **Rafael Montero** and INF **Phillip Evans** to Syracuse (AAA) of the International League...INF **Jack Reinheimer** claimed off waivers by Chicago-NL.
- Nov. 15** Signed LHP **Ryan O'Rourke** to a minor league contract with an invite to Major League Spring Training.
- Nov. 20** Released RHP **Jenry Mejia**.
- Nov. 26** Claimed INF **Jordan Patterson** off waivers from Colorado...Named **Jim Riggleman** bench coach.
- Nov. 28** Named **Allard Baird** as vice president, assistant general manager, scouting & player development.
- Nov. 29** Signed INF **Dilson Herrera** to a minor league contract with an invite to Major League Spring Training...INF **Jordan Patterson** claimed off waivers by Cincinnati.
- Nov. 30** INF **Wilmer Flores** elected free agency.

DECEMBER

- Dec. 3** Acquired INF **Robinson Canó**, RHP **Edwin Díaz** and cash considerations from Seattle in exchange for OF **Jay Bruce**, RHP **Anthony Swarzak**, RHP **Gerson Bautista**, OF **Jarred Kelenic** and RHP **Justin Dunn**.
- Dec. 7** Named **Jarred Banner** executive director, player development...Promoted **Ian Levin** to senior director, player development.
- Dec. 9** Named **Chili Davis**, hitting coach, **Chuck Hernández** bullpen coach and **Luis Rojas** quality control coach.
- Dec. 13** Selected RHP **Kyle Dowdy** in the major league phase of the Rule 5 Draft.
- Dec. 14** Signed RHP **Keury Familia** to a three-year contract.
- Dec. 17** Signed OF **Rajai Davis** to a minor league contract with an invite to Major League Spring Training.
- Dec. 18** Signed C **Wilson Ramos** to a two-year contract.
- Dec. 21** Signed INF **Grégor Blanco** to a minor league contract with an invite to Major League Spring Training.

JANUARY 2019

- Jan. 3** Signed OF **Rymer Liriano** and RHP **Arquimedes Caminero** to a minor league contracts with invites to Major League Spring Training.
- Jan. 5** Acquired OF **Keon Broxton** from the Milwaukee Brewers in exchange for RHP **Adam Hill**, RHP **Bobby Wahl** and INF **Felix Valerio**.
- Jan. 6** Acquired RHP **Walker Lockett** and INF **Sam Haggerty** from the Cleveland Indians in exchange for C **Kevin Plawecki**.
- Jan. 6** Acquired INF **J.D. Davis** and INF **Cody Bohaneck** from the Houston Astros in exchange for INF **Luis Santana**, OF **Ross Adolph** and C **Scott Manea**.
- Jan. 7** Named **David Wright** Special Advisor to Mets COO and GM...Released from roster.
- Jan. 8** Signed LHP **Héctor Santiago** to a minor league contract with an invite to Major League Spring Training.
- Jan. 10** Signed LHP **Luis Avilán** to a minor league contract with an invite to Major League Spring Training.
- Jan. 16** Signed INF **Jed Lowrie** to a two-year contract.
- Jan. 17** Invited INF **Peter Alonso**, LHP **P.J. Conlon**, INF **Andrés Giménez**, LHP **Anthony Kay**, C **Patrick Mazeika**, LHP **David Peterson**, C **Colton Plaia**, RHP **Ryder Ryan**, C **Ali Sánchez**, RHP **Corey Taylor**, OF **Tim Tebow**, RHP **Josh Torres** and RHP **Stephen Villines** to Major League Spring Training.
- Jan. 28** Signed LHP **Justin Wilson** to a two-year contract. Designated INF **Gavin Cecchini** for assignment.

2018 FINAL STATS

BATTING STATISTICS

PLAYER	AVG	G	AB	R	H	TB	2B	3B	HR	RBI	SH	SF	HP	BB	IBB	SO	SB	CS	DP	E	SLG	OBP	PITCH HIT		
																							AB	H	RBI
+Bashlor,T	.000	24	1	0	0	0	0	0	0	0	0	0	0	0	0	1	0	0	0	1	0.000	0.000	0	0	0
#Baumann,B	.000	4	1	0	0	0	0	0	0	0	0	0	0	0	0	0	0	0	0	0	0.000	0.000	0	0	0
NY	.000	3	1	0	0	0	0	0	0	0	0	0	0	0	0	0	0	0	0	0	0.000	0.000	0	0	0
+Bautista,J	.203	122	325	52	66	123	18	0	13	48	0	1	6	67	2	111	4	3	2	4	.378	.348	26	5	0
NY	.204	83	245	37	50	90	13	0	9	37	0	1	5	51	2	84	2	2	2	3	.367	.351	10	2	0
Beck,C	.000	6	1	0	0	0	0	0	0	0	0	0	0	0	0	1	0	0	0	0	0.000	0.000	0	0	0
Blevins,J	.500	64	2	0	1	1	0	0	1	0	0	0	0	0	0	1	0	0	0	0	0.500	0.500	0	0	0
Bruce,J	.223	94	319	31	71	118	18	1	9	37	0	1	0	41	4	75	2	3	3	3	.370	.310	7	1	0
#Cabrera,A	.262	147	546	68	143	250	36	1	23	75	2	3	4	11	119	0	16	6	4	16	.458	.316	11	3	1
NY	.277	98	375	48	104	183	23	1	18	58	0	2	1	29	1	81	0	0	12	5	.488	.329	6	1	2
RIGHT	.261	115	415	30	44	2	0	4	14	2	0	2	0	6	23	0	6	3	2	6	.383	.293	3	1	2
LEFT	.285	260	74	139	21	14	44	0	0	1	23	1	58	6	.535	.345	3	0	0	0	.535	.345	3	0	0
Cespedes,Y	.262	38	141	20	37	70	6	0	9	29	0	2	1	13	2	50	3	0	1	0	.496	.325	2	0	0
Conforto,M	.243	153	543	78	132	243	25	1	28	82	0	4	7	84	8	159	3	4	10	3	.448	.350	7	3	1
+Conlon,P	.333	3	3	1	1	1	0	0	0	0	0	0	0	0	0	0	0	0	0	0	.333	.333	0	0	0
d'Arnaud,T	.200	4	15	1	3	6	0	1	3	0	0	0	1	0	0	1	0	0	0	0	1.400	.250	0	0	0
deGrom,J	.164	32	67	1	11	12	1	0	0	5	3	0	0	4	0	25	0	0	1	1	.179	.211	0	0	0
den Dekker,M	.000	8	18	0	0	0	0	0	0	0	1	0	0	2	0	9	0	0	0	0	.000	.095	1	0	0
+Espinosa,P	.145	15	21	1	3	3	0	0	1	0	0	0	0	2	0	8	1	0	1	0	.143	.217	9	3	1
Flores,W	.267	126	386	43	103	161	25	0	11	51	0	9	5	29	1	42	0	0	8	6	.417	.319	18	6	2
Frazier,T	.213	115	408	54	87	159	18	0	18	59	0	8	8	48	1	112	9	4	10	12	.390	.303	5	1	0
+Gagnon,D	.000	5	1	0	0	0	0	0	0	1	0	1	0	0	0	0	0	0	0	0	0.000	0.000	0	0	0
Gonzalez,A	.237	54	169	15	40	63	5	0	6	26	0	2	1	15	3	34	0	0	5	1	.373	.299	6	4	2
Gsellman,R	.000	68	3	1	0	0	0	0	0	0	0	0	1	0	0	2	0	0	0	0	0.000	0.250	0	0	0
+Guillorme,L	.209	35	67	4	14	16	2	0	0	5	0	0	0	7	0	3	1	0	1	1	.239	.284	11	3	1
#Harvey,M	.075	32	53	1	4	4	0	0	1	2	0	0	0	2	0	19	0	0	2	1	.075	.109	0	0	0
NY	.286	8	7	0	2	2	0	0	0	0	0	0	0	0	0	2	0	1	1	1	.286	.286	0	0	0
#Jackson,A	.245	116	347	29	85	113	17	3	32	0	1	1	26	2	133	3	3	8	4	3	.325	.299	24	4	0
NY	.247	57	198	17	49	69	9	1	3	19	0	0	0	12	0	74	1	2	4	1	.348	.290	6	1	0
+Kaczmarek,K	.000	4	4	0	0	0	0	0	0	0	0	0	0	1	0	1	0	1	0	0	0.000	.200	2	0	0
Kelly,T	.091	9	11	1	1	1	0	0	0	0	0	0	0	1	0	2	0	0	1	0	.091	.167	3	1	0
RIGHT	.500	2	1	1	0	0	0	0	0	0	0	0	1	0	1	0	0	0	0	0	.500	.667	2	1	0
LEFT	.000	9	0	0	0	0	0	0	0	0	0	0	0	0	0	1	0	0	0	0	.000	.000	1	0	0
Lagares,J	.339	30	59	9	20	23	1	1	0	6	0	1	1	3	1	9	3	1	2	0	.390	.375	12	3	2
Lobaton,J	.143	22	49	3	7	11	2	1	0	4	0	1	0	7	0	15	0	0	2	1	.224	.246	3	0	0
RIGHT	.118	17	2	2	0	0	0	0	0	0	0	0	0	1	0	4	1	0	0	0	.118	.167	2	0	0
LEFT	.156	32	5	9	2	1	4	0	0	0	0	0	0	0	0	1	0	0	0	0	.156	.282	1	0	1
Lugo,S	.091	54	11	1	1	1	0	0	0	0	0	0	0	1	0	8	0	0	0	0	.091	.167	0	0	0
Matz,S	.109	30	46	2	5	12	1	0	2	4	0	0	3	0	13	0	0	1	3	1	.261	.163	0	0	0
+McNeil,J	.329	63	225	35	74	106	11	6	3	19	4	0	5	14	1	24	7	1	2	3	.471	.381	8	2	0
#Mesoraco,D	.221	84	244	24	54	97	10	1	33	0	1	4	25	3	52	0	0	9	1	3	.398	.303	17	3	2
NY	.222	66	203	23	45	83	8	0	10	30	0	1	2	23	3	42	0	0	7	1	.409	.306	10	2	2
+Nido,T	.167	34	84	10	14	20	3	0	1	9	0	2	0	4	0	27	0	0	4	4	.238	.200	5	0	0
Nimmo,B	.263	140	433	77	114	209	28	8	17	47	0	0	22	80	2	140	9	6	8	1	.483	.404	12	3	2
+Oswalt,C	.000	17	18	0	0	0	0	0	0	0	0	0	0	0	0	0	0	0	0	0	0.000	0.000	0	0	0
+Peterson,T	.000	22	2	0	0	0	0	0	0	0	0	0	0	1	0	2	0	0	0	0	0.000	0.000	0	0	0
Plawecki,K	.210	79	238	33	50	88	13	2	7	30	1	1	9	28	2	65	0	1	12	4	.370	.315	7	0	0
+Reinheimer,J	.167	21	30	4	5	5	0	0	0	0	0	0	0	5	0	9	1	1	1	0	.167	.286	5	0	0
Reyes,J	.189	110	228	30	43	73	12	3	4	16	1	0	0	22	1	39	5	2	5	8	.320	.260	36	6	2
RIGHT	.190	63	12	23	3	1	2	6	0	0	0	0	5	0	9	1	1	0	0	0	.365	.250	13	3	0
LEFT	.188	165	31	50	9	2	10	1	0	0	0	0	17	1	30	4	0	0	0	0	.303	.264	23	3	2
+Rhame,J	.000	30	1	0	0	0	0	0	0	0	0	0	0	0	1	0	0	0	0	0	0.000	0.000	0	0	0
Robles,H	.000	16	1	0	0	0	0	0	0	0	0	0	0	0	1	0	0	0	0	0	0.000	0.000	0	0	0
Rosario,A	.256	154	554	76	142	211	26	8	9	51	3	3	29	4	119	24	11	9	16	1	.381	.295	6	1	0
Seiwald,P	.000	46	5	0	0	0	0	0	0	0	0	0	0	0	0	1	0	0	0	0	0.000	0.000	0	0	0
Smith,D	.224	56	143	14	32	60	11	1	5	11	0	0	2	4	0	47	0	0	2	4	.420	.255	16	4	1
Syndergaard,N	.128	25	47	0	6	8	2	0	0	3	3	1	0	1	0	32	0	0	0	2	.170	.143	0	0	0
Vargas,J	.148	21	27	2	4	4	0	0	0	3	0	0	0	1	0	8	0	0	0	0	.148	.179	1	0	0
Wheeler,Z	.196	29	56	4	11	13	2	0	0	4	3	1	0	0	0	21	0	0	1	0	.232	.193	0	0	0
Wright,D	.000	2	2	0	0	0	0	0	0	0	0	0	1	0	0	0	0	0	0	0	0.000	.333	1	0	0
PITCHERS	.140	162	300	12	42	54	6	2	18	19	3	1	10	0	129	0	4	0	10	.180	.169	1	0	0	

NEW YORK	.234	162	5468	676	1282	2125	265	34	170	649	28	42	73	566	36	1404	71	39	116	88	.389	.312	215	47	7	33
OPPONENTS	.246	162	5541	707	1364	2208	241	24	185	683	42	40	71	484	32	1446	134	36	104	86	.398	.313	245	47	7	40

PITCHING STATISTICS

PITCHER	R/L	W-L	ERA	G	GS	CG	GF	SHO	SV	IP	H	R	ER	HR	HB	BB	IBB	SO	WP	BK	AVG	OPP		
																						AB	H	RBI
+Bashlor,T	R	0-3	4.22	24	0	0	6	0	0	32.0	26	16	15	6	3	12	0	25	1	0	.218	0	0	0
#Baumann,B	L	0-2	27.00	4	0	0	1	0	0	3.1	9	13	10	1	0	7	2	4	0	0	.474	0	0	0
NY	L	0-1	24.																					

2018 MISCELLANEOUS STATS

VS. NATIONAL LEAGUE

	Home		Road		Totals	
	W	L	W	L	W	L
vs. Atlanta	3	7	3	6	6	13
vs. Miami	6	4	6	3	12	7
vs. Philadelphia	6	3	5	5	11	8
vs. Washington	5	5	6	3	11	8
Totals vs. East	20	19	20	17	40	36
	Home		Road		Totals	
	W	L	W	L	W	L
vs. Chicago	0	4	1	2	1	6
vs. Cincinnati	2	1	1	2	3	3
vs. Milwaukee	2	1	1	3	3	4
vs. Pittsburgh	1	2	2	2	3	4
vs. St. Louis	2	1	1	2	3	3
Totals vs. Central	7	9	6	11	13	20
	Home		Road		Totals	
	W	L	W	L	W	L
vs. Arizona	3	0	2	2	5	2
vs. Colorado	0	3	1	3	1	6
vs. Los Angeles	0	3	2	1	2	4
vs. San Diego	2	1	2	1	4	2
vs. San Francisco	2	2	2	1	4	3
Totals vs. West	7	9	9	8	16	17
	Home		Road		Totals	
	W	L	W	L	W	L
TOTALS VS. NL	34	37	35	36	69	73

VS. AMERICAN LEAGUE

	Home		Road		Totals	
	W	L	W	L	W	L
vs. Baltimore	0	2	1	1	1	3
vs. Boston	0	0	1	2	1	2
vs. New York	1	2	2	1	3	3
vs. Tampa Bay	1	2	0	0	1	2
vs. Toronto	1	1	1	1	2	2
	Home		Road		Totals	
	W	L	W	L	W	L
TOTALS VS. A.L.	3	7	5	5	8	12
	Home		Road		Totals	
	W	L	W	L	W	L
OVERALL TOTALS	37	44	40	41	77	85

SITUATIONAL RECORDS

	Home		Road		Totals	
	W	L	W	L	W	L
Shutouts	12	8	3	5	15	13
SHO - Individual	1	0	0	0	1	0
Extra Innings	4	4	5	5	9	9
One-Run Decisions	8	14	8	12	16	26
Two-Run Decisions	10	9	10	9	20	18
vs. LH Starters	6	15	12	9	18	24
vs. RH Starters	31	29	28	32	59	61
Grass Fields	37	44	39	40	76	84
Artificial Fields	0	0	1	1	1	1
Day Games	13	13	13	14	26	27
Night Games	24	31	27	27	51	58
	W	L				
	Starters		Relievers		Streaks	
Starters	49	64				
Relievers	21	28				
Streaks	5	7				
	W	L	Split			
	Doubleheaders (Home)		Doubleheaders (Road)			
Doubleheaders (Home)	0	0	1			
Doubleheaders (Road)	1	1	1			

MISCELLANEOUS

	Mets	Opp.
Double Plays	121	131
Triple Plays	0	0
Left on Base	1104	1089
Grand Slams	8	4
Home Runs - Home	75	92
Home Runs - Road	95	93

ATTENDANCE

Home	2,224,995 (79 dates)	28,164 avg.
Road	2,383,676 (80 dates)	29,795 avg.

2018 METS HIGHS AND LOWS

INDIVIDUAL BATTING HIGHS

Longest Hitting Streak11, 3x, last - McNeil, 8/16 G2-8/26
 Most Runs, Game4, 2x, last - Rosario, 8/16 at PHI G1
 Most Hits, Game5, Nimmo, 8/15 at BAL
 Most RBI, Game7, Bautista, 8/16 at PHI G1
 Most Doubles, Game3, Nimmo, 8/8 vs. CIN (t-franchise high)
 Most Triples, Game2, Rosario, 7/10 vs. PHI
 Most Home Runs, Game2, 7x, last - Reyes, 8.1 at WAS
 Home Runs, Consecutive Gm3 games, Conforto, 9/8-9/11
 Grand Slam1, 8x, last - Bruce, 9/12 vs. MIA
 Pinch-Hit Home Runs1, 7x, last - Mesoraco, 9/27 vs. ATL
 Leadoff Home Runs1, 6x, last - Rosario, 8/16 at PHI G1
 Walk-off Home Runs1, 5x, last - Frazier, 9/13 vs. MIA G1
 Inside-the-Park Home Runs1, Nimmo, 6/18 at COL
 Most Walks, Game3, 15x, last - Nimmo, 9/25 vs. ATL
 Most Strikeouts, Game4, 5x, last - Jackson, 8/18 at PHI
 Most Total Bases, Game10, Nimmo, 6/18 at COL
 Most Extra-Base Hits, Game3, 4x, last - Nimmo, 8/15 at BAL
 Most Stolen Bases, Game2, 5x, last - Rosario, 9/29 vs MIA

TEAM BATTING HIGHS

Most Runs, Game24, 8/16 at PHI G1 (franchise record)
 Fewest Runs, Game0, 13x, last - 9/22 at WAS
 Most Runs, Inning10, 5th inning, 8/16 at PHI
 Most Hits, Game25, 8/16 at PHI (franchise record, 9 inning game)
 Fewest Hits, Game1, - 9/22 at WAS
 Most Hits, Inning7, 5th inning, 8/16 at PHI G1
 Most Total Bases, Game43, 8/16 at PHI G1
 Most Doubles, Game7, 8/16 vs. PHI G1
 Most Triples, Game3, 8/15 at BAL
 Most Home Runs, Game5, 8/13 at NYY
 Grand Slams, Game1, 8x, last, 9/12 vs. MIA
 Home Runs, Consecutive Games9 games, 9/7-9/15
 Most Home Runs, Inning2, 13x, last, 8th inning, 9/26 vs. ATL
 Back-to-Back Home Runs6x, last, Conforto/Bruce off Scherzer, 9/20 at WAS
 Most Extra-Base Hits, Game11, 8/16 at PHI G1
 Most Walks, Nine-Inning Game11, 8/8 vs. CIN
 Most Walks, Extra Innings8, 4/24 at STL
 Most Strikeouts, Nine-Inning Game15, 2x, last, 9/18 at PHI
 Most Strikeouts, Extra Innings19, 9/20 at WAS
 Most Stolen Bases, Game4, 4/29 at SD
 LOB, Nine Innings13, 9/23 at WAS
 LOB, Extra Innings14, 9/29 vs. MIA
 Most Double Plays Hit Into, Game5, 6/21 at COL (t-franchise record)

FIELDING

Most Errors, Team, Game3, 6x, last - 9/28 vs. MIA
 Most Errors, Individual, Gm. 2, 5x, last - Smith, Do., 9/14 at BOS
 Most Double Plays Turned, 9-Inv. Gm. 3, 3x, last - 9/8 vs. PHI
 Consecutive Errorless Gm., Team12 games, 7/4-7/5

INDIVIDUAL PITCHING HIGHS

Most Runs Allowed, Game9, Vargas, 4/28 at SD
 Most Hits Allowed, Game12, Syndergaard, 9/8 vs. PHI
 Most HR Allowed, Game4, Oswalt, 8/16 at PHI G1
 Most HR Allowed, Inning3, Vargas - 6/19 at COL
 Most SO, Game, Starter13, 2x, last, deGrom - 6/2 vs. CHI
 Most SO, Game, Reliever5, 5x, last, Lugo - 9/13 vs. MIA G2
 Most Walks, Game5, 2x, last, Matz, 9/18 at PHI
 Longest Winning Streak7 games, Wheeler, 7/14-8/25
 Longest Losing Streak7 games, Sewald, 4/26-active
 Most IP, Game9.0, 3x, last, Syndergaard, 9/30 vs. MIA
 Most IP, Reliever4.2, Oswalt, 4/25 at STL
 Consecutive Scoreless IP., Starter24.1, deGrom, 4/21-5/18
 Consecutive Scoreless IP., Reliever17.0, Lugo, 5/1-5/25

TEAM PITCHING HIGHS

Most Runs Allowed25, 7/31 at WAS
 Most Runs Allowed, Inning8, 8th inning, 8/26 vs. WAS
 Most Hits Allowed, Game26, 7/31 at WAS
 Most Hits Allowed, Inning8, 1st inning, 7/31 at WAS
 Fewest Runs Allowed, Game0, 15x, last, 9/30 vs. MIA
 Fewest Hits Allowed, Game2, 4x, last 9/26 vs. ATL
 Most Consecutive Scoreless Innings24.0, 8/23- 8/26
 Most HR Allowed, Game7, 6/24 vs. LAD (t-franchise record)
 Back-to-Back Home Runs, Allowed1, 3x, last, O'Brien/Galloway off Matz, 9/13 vs. MIA
 Back-To-Back-To-Back Home Runs, Allowed1, Arenado/Story/Desmond off Vargas 6/19 at COL
 Grand Slams, Allowed1, 4x, last, Oswalt, 8/26 at WAS (Reynolds)
 Most Strikeouts, Nine Innings16, 2x, last, 5/18 vs. ARI
 Most SO, Extra Innings24, 6/2 vs. CHI (franchise record)
 Most Walks Allowed, Nine Innings9, 7/8 vs. TB
 Most Walks Allowed, Extra Innings9, 6/2 vs. CHI
 Fewest Walks Allowed, Game0, 10x, last, 9/30 vs. MIA
 Most Pitchers Used, Nine Innings7, 5x, last, 9/23 at WAS
 Most Pitchers Used, Extra Innings8, 2x, last 9/20 at WAS

TEAM MISCELLANEOUS

Longest Game, Time, Nine-Inning Game4:14, 9/23 at WAS
 Longest Game, Time, Extra-Inning Game4:53, 6/2 vs. CHI
 Shortest Game, Time, Nine-Inning Game2:10, 9/30 vs. MIA
 Longest Game, Innings14.0, 6/2 vs. CHI
 Largest Paid Attendance, Home44,189, 3/29 vs. STL
 Largest Paid Attendance, Road47,907, 6/17 at ARI
 Smallest Paid Attendance, Home20,423, 9/12 vs. MIA
 Smallest Paid Attendance, Road6,150, 4/11 at MIA
 Home Sellouts4, last, 9/29 vs. MIA
 Longest Winning Streak9 games, 4/3-4/13
 Longest Losing Streak8 games, 5/31-6/9
 Largest Deficit Overcome3 runs, 2x, last - 4/24 at STL (trailed 4-1 after 4, won 6-5)
 Largest Lead Lost5 runs, 2x, last - 7/3 at TOR (leading 6-1 after T7, lost 8-6)

RECORD BREAKDOWN

Leading After 655-13	Score 4 or More Runs60-21	vs. NL Central13-20
Tied After 614-14	Score 3 Runs or Fewer17-64	vs. NL West16-17
Trailing After 68-58	Hit a Home Run55-43	Interleague8-12
Leading After 758-6	Hit 2+ Home Runs30-19	Series at Home11-11-4
Tied After 711-15	Do Not Allow a Home Run35-21	Series on Road9-11-7
Trailing After 78-64	Hit More Home Runs37-14	Overall Series20-22-11
Leading After 860-3	Opponent Hits More HRs16-41	First Game of Series27-26
Tied After 814-11	Starter Goes 6.0 +47-46	Rubber Game of Series11-8
Trailing After 83-71	Starter Goes 7.0 +25-22	Last Game of Series28-25
Out-Hit Opponent58-9	Starter Goes 8.0 +8-4	Series Sweeps5-7
Get Out-Hit15-67	Home37-44	Errorless46-53
Equal in Hits4-9	Road40-41	Walk-off8-9
Quality Start39-41	Day Games26-27	Last At-Bat19-17
Non Quality Start38-44	Night Games51-58	Extra Innings9-9
Shutouts15-13	Scoring First58-35	vs. LHP Starters18-24
One-Run Games16-26	Opponent Scores First19-50	vs. RHP Starters59-61
Two-Run Games20-18	vs. NL East40-36	

2018 MAJOR LEAGUE STANDINGS

AMERICAN LEAGUE

AL East	Won	Lost	Pct.	GB	Last 10			Home	Road	vs.	vs.	vs.	vs.
					Games	Streak	Games			East	Cent.	West	NL
* Boston	108	54	.667	-	5-5	Won 1	57-24	51-30	52-24	19-14	21-12	16-4	
y New York	100	62	.617	8.0	7-3	Lost 1	53-28	47-34	44-32	23-11	22-10	11-9	
Tampa Bay	90	72	.556	18.0	5-5	Won 2	51-30	39-42	41-35	21-11	21-13	7-13	
Toronto	73	89	.451	35.0	4-6	Lost 2	40-41	33-48	30-46	18-15	12-21	13-7	
Baltimore	47	115	.290	61.0	3-7	Won 1	28-53	19-62	23-53	10-23	7-26	7-13	

AL Central	Won	Lost	Pct.	GB	Last 10			Home	Road	vs.	vs.	vs.	vs.
					Games	Streak	Games			East	Cent.	West	NL
* Cleveland	91	71	.562	-	6-4	Won 1	49-32	42-39	16-18	49-27	14-18	12-8	
Minnesota	78	84	.481	13.0	7-3	Won 6	49-32	29-52	18-16	42-34	10-22	8-12	
Detroit	64	98	.395	27.0	3-7	Lost 5	38-43	26-55	15-17	33-43	10-24	6-14	
Chicago	62	100	.383	29.0	2-8	Lost 5	30-51	32-49	16-16	30-46	10-24	6-14	
Kansas City	58	104	.358	33.0	6-4	Lost 1	32-49	26-55	9-24	36-40	7-26	6-14	

AL West	Won	Lost	Pct.	GB	Last 10			Home	Road	vs.	vs.	vs.	vs.
					Games	Streak	Games			East	Cent.	West	NL
* Houston	103	59	.636	-	8-2	Lost 1	46-35	57-24	19-15	25-7	46-30	13-7	
y Oakland	97	65	.599	6.0	6-4	Lost 1	50-31	47-34	21-11	26-8	38-38	12-8	
Seattle	89	73	.549	14.0	5-5	Won 3	45-36	44-37	19-15	23-9	41-35	6-14	
Los Angeles	80	82	.494	23.0	5-5	Won 1	42-39	38-43	11-21	22-12	37-39	10-10	
Texas	67	95	.414	36.0	3-7	Lost 3	34-47	33-48	12-21	18-15	28-48	9-11	

NATIONAL LEAGUE

NL East	Won	Lost	Pct.	GB	Last 10			Home	Road	vs.	vs.	vs.	vs.
					Games	Streak	Games			East	Cent.	West	AL
* Atlanta	90	72	.556	-	6-4	Lost 2	43-38	47-34	49-27	18-14	15-19	8-12	
Washington	82	80	.506	8.0	5-5	Lost 1	41-40	41-40	41-35	18-16	14-18	9-11	
Philadelphia	80	82	.494	10.0	2-8	Won 2	49-32	31-50	34-42	19-14	15-18	12-8	
New York	77	85	.475	13.0	7-3	Won 2	37-44	40-41	40-36	13-20	16-17	8-12	
Miami	63	98	.391	26.5	4-6	Lost 2	38-43	25-55	26-50	13-19	15-18	9-11	

NL Central	Won	Lost	Pct.	GB	Last 10			Home	Road	vs.	vs.	vs.	vs.
					Games	Streak	Games			East	Cent.	West	AL
* Milwaukee	96	67	.589	-	9-1	Won 8	51-30	45-37	20-13	40-37	23-10	13-7	
y Chicago	95	68	.583	1.0	6-4	Lost 1	51-31	44-37	22-11	41-36	19-14	13-7	
St. Louis	88	74	.543	7.5	4-6	Lost 1	43-38	45-36	16-16	41-35	20-14	11-9	
Pittsburgh	82	79	.509	13.0	5-5	Won 1	44-36	38-43	12-20	43-33	12-21	15-5	
Cincinnati	67	95	.414	28.5	2-8	Lost 1	37-44	30-51	13-21	26-50	18-14	10-10	

NL West	Won	Lost	Pct.	GB	Last 10			Home	Road	vs.	vs.	vs.	vs.
					Games	Streak	Games			East	Cent.	West	AL
* Los Angeles	92	71	.564	-	7-3	Won 4	45-37	47-34	19-13	16-18	45-32	12-8	
y Colorado	91	72	.558	1.0	8-2	Lost 1	47-34	44-38	23-11	14-18	41-36	13-7	
Arizona	82	80	.506	9.5	4-6	Lost 1	40-41	42-39	17-17	16-16	39-37	10-10	
San Francisco	73	89	.451	18.5	1-9	Lost 4	42-39	31-50	16-17	11-22	38-38	8-12	
San Diego	66	96	.407	25.5	6-4	Won 1	31-50	35-46	15-17	16-18	28-48	7-13	

* Division Winner
y Wild Card Winner



HISTORY

METS HALL OF FAME



JOAN WHITNEY PAYSON

OWNER 1960-1975 • PRESIDENT 1968-1975

INDUCTED 1981

A Whitney family heiress, Payson became the Mets first owner when the franchise was formed in 1960...A trailblazer as the first woman to buy a Major League Baseball team... She also served as the Mets President from 1968 to 1975 and was the team's biggest fan...While a minority owner of the New York Giants, she voted against the team's move to San Francisco in 1957.



CHARLES DILLON "CASEY" STENDEL

MANAGER 1962-1965 • VICE PRESIDENT 1965-1975

INDUCTED 1981

New York Baseball Institution and seven-time World Series winning manager was lured out of retirement to become the Mets first manager...Fans grew to love the Mets as Stengel's charismatic personality and witty observations offset the club's struggles in its infancy...His 37 was the first Mets number to be retired (1965)...Elected to the National Baseball Hall of Fame in 1966.



GILBERT RAYMOND "GIL" HODGES

PLAYER 1962-1963 • MANAGER 1968-1971

INDUCTED 1982

Managed the Miracle Mets to their first World Series Championship in 1969...His leadership transformed the franchise as players adopted his work ethic and were inspired by his dignity and integrity...Became a fan favorite in New York as an eight-time All-Star with the Brooklyn Dodgers...An original Met, he hit the first home run in team history...His 14 was the second Mets number to be retired (1973).



GEORGE M. WEISS

PRESIDENT 1961-1966

INDUCTED 1982

The Mets first president who laid the foundation for the 1969 World Series Championship... He hired Casey Stengel to become the team's first manager...Under his leadership, the Mets signed and developed Tom Seaver, Nolan Ryan and Tug McGraw...Won seven World Series Championships as a General Manager before joining the Mets...Elected to the National Baseball Hall of Fame in 1971.



WILLIAM A. SHEA

INDUCTED 1983

Prominent New York attorney who was the driving force in the effort to bring National League baseball back to the city after the Dodgers and Giants left for California in 1957... Spearheaded New York's baseball task force, whose proposed rival league forced Major League Baseball to grant the city an expansion franchise in 1960...Shea Stadium, home of the Mets (1964-2008), was named in his honor.



JOHN JOSEPH "JOHNNY" MURPHY

**CHIEF SCOUT 1961-1963 • VICE PRESIDENT 1964-1967 •
VP & GENERAL MANAGER 1968-1970**

INDUCTED 1983

General Manager who reshaped the Mets from lovable losers into World Champions... Recruited Gil Hodges to manage the club and engineered the acquisitions of Tommie Agee and Donn Clendenon, keys to the 1969 World Series title...The team developed pitchers Tom Seaver, Jerry Koosman, and Nolan Ryan during his tenure...A native New Yorker, he pitched on seven World Series Championship teams.



RALPH KINER

BROADCASTER 1962-2014

INDUCTED 1984

An original Met...Emmy award-winning broadcaster for the Mets over five decades... Formed one of baseball's prominent broadcasting teams with Lindsey Nelson and Bob Murphy...Well-known for his post-game interviews with players on "Kiner's Korner"...The Mets Home TV Booth is named in his honor...During his 10-year playing career he hit 369 home runs...Elected to the National Baseball Hall of Fame in 1975.



BOB MURPHY

BROADCASTER 1962-2003

INDUCTED 1984

An original Met and broadcaster from the team's inaugural season until his retirement in 2003...Honored with the National Baseball Hall of Fame's Ford C. Frick Award in 1994... Teamed with Ralph Kiner and Lindsey Nelson on both television and radio before moving to radio exclusively in 1982...Provided his trademark "Happy Recap" after each Mets victory...The Mets home radio booth is named in his honor.



LINDSEY NELSON

BROADCASTER 1962-1978

INDUCTED 1984

An original Met...Formed one of baseball's prominent broadcasting teams for 17 seasons with Ralph Kiner and Bob Murphy...His trademark "Hello everybody, I'm Lindsey Nelson" opened each broadcast...Also worked as an announcer for Notre Dame football, the National Football League and the Cotton Bowl...Known for his colorful jackets...Honored with the National Baseball Hall of Fame's Ford C. Frick Award in 1988.



DERREL MCKINLEY "BUD" HARRELSON

SHORTSTOP 1965-1977 • COACH 1982, 1985-1990 • MANAGER 1990-1991

INDUCTED 1986

Player, coach and manager for over 20 seasons with the Mets...The only person to be in a Mets uniform for the club's two World Series Championships (player in 1969, coach in 1986)...The two-time All-Star and Gold Glove winner played shortstop for 13 seasons... Upon retirement, ranked among the team's leaders in hits (1,029) and runs (490)...Managed the Mets for two seasons, compiling a 145-129 record.



DANIEL JOSEPH "RUSTY" STAUB

"LE GRAND ORANGE"

OUTFIELDER • FIRST BASEMAN 1972-1975, 1981-1985

INDUCTED 1986

The All-Star outfielder helped the Mets return to the World Series in 1973 where he batted .423...Hit three home runs in the 1973 National League Championship Series...In 1975, became the first Mets player with 100 RBI in a season...One of the most successful pinch hitters in baseball history...Well-known for his charitable efforts on behalf of New York City Police and Firefighters' families.



GEORGE THOMAS SEAVER

PITCHER 1967-1977, 1983

INDUCTED 1988

The three-time Cy Young award winner became the face of the franchise and one of the most dominant pitchers in Major League Baseball history...Ranks first in club history in wins (198), ERA (2.57) and strikeouts (2,541)...Elected to the National Baseball Hall of Fame in 1992 with 311 career wins and a record (at the time) 98.84% of the vote...His 41 was the third Mets number retired (1988).



JERRY KOOSMAN

"KOOZ" • PITCHER 1967-1978

INDUCTED 1989

The winningest left-handed pitcher in Mets history...Won two games during the 1969 World Series including a complete game in the decisive Game Five...Won 19 games including seven shutouts as a rookie...Among the club's leaders in wins (140), starts (346), complete games (108) and shutouts (26)...Mets scouts discovered the two-time All-Star while he was pitching for the U.S. Army.



ED KRANEPOOL

FIRST BASEMAN 1962-1979

INDUCTED 1990

The only man to play in each of the Mets first 18 seasons...Finished his career as the team leader in hits (1,418) and doubles (225)...Hit a home run in Game Three of the 1969 World Series and delivered a two-run single in the deciding Game Five of the 1973 National League Championship Series...Native New Yorker was a baseball star at James Monroe High School in the Bronx.



CLEON JOSEPH JONES

OUTFIELDER 1963, 1965-1975

INDUCTED 1991

Best remembered for catching the final out of the 1969 World Series...Batted .340 that season with 12 home runs and 75 RBI and started in the All-Star Game...Established a then club record 23-game hitting streak in 1970...Had a .281 lifetime batting average with the Mets, and ranks among the team's leaders in hits (1,188), runs (563) and games played (1,201).



GERALD WAYNE "JERRY" GROTE

CATCHER 1966-1977

INDUCTED 1992

Two-time All-Star catcher who played 12 seasons with the Mets...Anchored the Mets pitching staffs of the 1969 World Series Champions and the 1973 National League Pennant Winners...One of the top defensive catchers in the game, leading National League catchers in fielding percentage in 1975...Ranks among the club's all-time leaders in games played (1,235), hits (994) and multi-hit games (258).



FRANK EDWIN "TUG" MCGRAW

PITCHER 1965-1967, 1969-1974

INDUCTED 1993

The free-spirited closer whose catchphrase "Ya Gotta Believe" became the rallying cry for the Mets run to the 1973 World Series...The left-hander saved 25 games and was an emotional leader in the clubhouse as the club captured its second National League Pennant...A member of the 1969 World Series Championship team...An All-Star in 1972...Ranks among the Mets All-Time Saves Leaders with 86.



WILLIAM HAYWARD "MOOKIE" WILSON

OUTFIELDER 1980-1989 • COACH 1997-2002

INDUCTED 1996

Renowned for one of the most memorable moments in Mets history in Game Six of the 1986 World Series...Wilson's trickling groundball brought home the winning run, capping a three-run rally in the 10th inning...Upon his retirement, led the Mets in stolen bases (281) and triples (62)...Wilson's postseason heroics and energetic play over 10 seasons made him one of the most popular Mets of all time.



KEITH HERNANDEZ

FIRST BASEMAN 1983-1989

INDUCTED 1997

The Mets captain's leadership, clutch hitting and defense helped turn around the fortunes of the franchise, culminating with the 1986 World Series Championship...Had three RBI in Game Seven of the Series...Ranks among the Mets all-time leaders in RBI (468), batting average (.297) and hits (939)...Slick-fielding defense at first base earned him 11 straight Gold Glove Awards...The 1979 National League Co-MVP.



GARY EDMUND CARTER

"KID" • CATCHER 1985-1989

INDUCTED 2001

His acquisition for the 1985 season provided the final piece for the Mets Championship the following year...The veteran catcher belted two home runs in a crucial victory in Game Four of the World Series and ignited the 10th inning rally in Game Six...Finished his career with 324 home runs...An 11-time All-Star and three-time Gold Glove winner...Inducted into the National Baseball Hall of Fame in 2003.



TOMMIE AGEE

OUTFIELDER 1968-1972

INDUCTED 2002

The Gold Glove center fielder is best remembered for his two catches in Game Three of the 1969 World Series that saved a combined five runs...He also led off that game with a home run...Hit the longest home run in Shea Stadium history on April 10, 1969, the only ball ever to be hit into the Upper Deck in fair territory.



JOHN FRANCIS "FRANK" CASHEN

GENERAL MANAGER & COO 1980-1991

INDUCTED 2010

His eye for talent and leadership helped revitalize a franchise that had finished in last place for three consecutive seasons...From 1984-1990, the Mets averaged more than 95 victories each year and won a World Series Championship in 1986 with a record 108 wins...Won 100 games and another Division title two years later...Drafted future All-Star Darryl Strawberry and traded for Keith Hernandez and Gary Carter.



DWIGHT EUGENE "DOC" GOODEN

PITCHER 1984-1994

INDUCTED 2010

A four-time All-Star, his blazing fastball and double-figure strikeout games electrified the crowds at Shea Stadium for 11 years...Won 1984 National League Rookie of the Year while setting the rookie record for strikeouts (276)...In 1985, Doc became the youngest pitcher ever to win Cy Young honors at age 20 when he captured the "Triple Crown" of pitching: wins (24), strikeouts (268) and ERA (1.53).



DAVID "DAVEY" JOHNSON

MANAGER 1984-1990

INDUCTED 2010

A bold leader who transformed the Mets into winners after seven straight losing seasons...In 1986, his club won 108 regular season games en route to the World Series Championship...He finished his Mets career with the best managerial record in franchise history (595-417)...From 1984-1990, the Mets averaged more than 95 victories and captured a second division crown in 1988 with 100 wins.



DARRYL STRAWBERRY

"STRAW" • OUTFIELDER 1983-1990

INDUCTED 2010

Known for his booming home runs that bounced off scoreboards and stadium roofs...His arrival in New York re-energized the franchise...A seven-time All-Star with the Mets and number one overall draft pick...Won National League Rookie of The Year in 1983...The Mets leader in home runs (252), extra-base hits (469), RBI (733) and runs (662)...Won the National League home run crown (39) in 1988.



JOHN FRANCO
PITCHER 1990-2004
 INDUCTED 2012

The Brooklyn native holds the club record for saves (276) and games pitched (695)...His 15-year playing career is the second longest in franchise history...A four-time All-Star, he ranks fourth on Major League Baseball's career saves list (424), the most by a left-hander...Was 2-0 with a 1.88 ERA in Mets postseason games...Named team captain in 2001...Wore his father's NYC Sanitation Department t-shirt under his uniform.



MIKE PIAZZA
CATCHER 1998-2005
 INDUCTED 2013

The greatest home run-hitting catcher of all-time invigorated the franchise when he was acquired on May 22, 1998...A seven-time Mets All-Star...When baseball resumed after the 9/11 attacks, his game-winning home run against the Braves lifted the spirits of our city...Hit 220 home runs and had 655 RBI during his Mets career...Ranks first in team history with a .542 slugging percentage.

METS HISTORY



Mets Hall of Fame & Museum

The Mets Hall of Fame and Museum at Citi Field is the home for six decades of Mets history. Located adjacent to the Jackie Robinson Rotunda, the museum is a virtual walk down memory lane, featuring a treasure trove of artifacts and images. Its interactive touch-screen exhibits showcase video and audio highlights of the franchise's signature moments.

Citi Field's VIP entrances are named after individuals who made an indelible mark on the club and whose numbers have been retired. First Base VIP honors Gil Hodges, the manager who led the Mets to their first World Championship in 1969. Third Base VIP recognizes Tom Seaver, the Hall of Fame pitcher and Mets leader in wins, earned run average and strikeouts. Left Field VIP is named after Casey Stengel, the first manager in Mets history.

Photographic imagery of famous Mets and historic moments are displayed inside Citi Field along the concourses and outside the ballpark with banners on Mets plaza, in the parking lots and encasing the ramp in leftfield. More than 27,000 bricks outside the Rotunda on the Citi Field Fanwalk pay tribute to the Mets, their fans and the Amazin' Moments in team history.

The original Home Run Apple from 1981 is one of the most popular attractions at Citi Field and its position on Mets Plaza serves as a meeting spot for many fans.

METS HALL OF FAME

1981	Joan Payson Casey Stengel	1986	Bud Harrelson Rusty Staub	1997	Keith Hernandez
1982	Gil Hodges George Weiss	1988	Tom Seaver	2001	Gary Carter
1983	Bill Shea Johnny Murphy	1989	Jerry Koosman	2002	Tommie Agee
1984	Lindsey Nelson Bob Murphy Ralph Kiner	1990	Ed Kranepool	2010	Frank Cashen Davey Johnson Dwight Gooden Darryl Strawberry
		1991	Cleon Jones	2012	John Franco
		1992	Jerry Grote	2013	Mike Piazza
		1993	Tug McGraw		
		1996	Mookie Wilson		

METS RETIRED NUMBERS



Casey Stengel's #37 was officially retired on September 2, 1965 in a small, private ceremony at Shea Stadium. Stengel was named the Mets first manager on September 29, 1961 and despite the team's early on-field struggles, the city proudly embraced

their "lovable losers" due to Stengel's witty charm and dynamic personality. Stengel led the Mets to a 40-120 record in 1962 and then had an 11-game improvement, going 51-111 the following year. The Mets were 31-65 when Stengel fractured his hip on July 24, 1965 ending his managerial career. Stengel continued to serve in the Mets front office as a scout, public speaker and Vice President. He was still a member of the Mets front office when he passed away due to cancer on September 29, 1975 at age 85. Stengel was elected to the Baseball Hall of Fame in 1966 and later was inducted into the Mets Hall of Fame in 1981.



The Mets retired Mike Piazza's #31 on July 30, 2016. Piazza became the second player to have his number retired joining Tom Seaver. Piazza was elected to the Baseball Hall of Fame in 2016. He was inducted into the Mets Hall of Fame in 2013.

Piazza hit 220 home runs and had 655 RBI during his Mets career (1998-2005). He was a seven-time All-Star with the Mets and helped guide the club to back-to-back playoff appearances in 1999-2000. Piazza has the highest slugging percentage (.542) in team history and is third in home runs and RBI. His 396 home runs are the most by a catcher in the history of the game. Piazza hit a game-winning home run vs. Atlanta on September 21, 2001 in the first game in NYC after the 9/11 attacks helping to lift the spirits of the city.



Gil Hodges' #14 was retired on June 9, 1973 during the Old Timers Day ceremony at Shea. Hodges played for the Mets from 1962-1963 and hit the club's very first home run on April 11, 1962 in the team's first game at St. Louis. He was named the club's third manager on October 11, 1967. Just two

years later, after never posting a winning season, Hodges guided the Miracle Mets to the 1969 World Championship after beating the Atlanta Braves in the National League Championship Series and then topping the heavily favored Baltimore Orioles in five games in the World Series. Hodges was named the Manager of the Year by *The Sporting News* and the National League Manager of the Year by the *Associated Press* following the season. Hodges guided the Mets from 1968-1971, compiling 339 victories. He died from a heart attack on April 2, 1972 shocking and saddening the organization and baseball community. He was inducted into the Mets Hall of Fame in 1982.



On April 8, 2008, in the final home opener in Shea Stadium's history, the Mets honored William A. Shea, the man for whom their previous ballpark was named after, by placing the name "Shea" alongside the retired numbers.

Thirty members of the Shea family spanning three generations took part in the celebration. Shea was an attorney and the driving force to bring National League baseball back to New York City after the departure of the New York Giants and Brooklyn Dodgers in 1957. He spearheaded New York City Mayor Robert Wagner's four-man baseball task force, which helped form the proposed rival Continental League. Major League Baseball granted New York a National League expansion franchise in 1960 and the Continental League agreed to disband. Shea was inducted into the Mets Hall of Fame in 1983. He died at age 84 on October 2, 1991.



Tom Seaver's #41 was retired in a ceremony that took place in a special tribute at Shea Stadium on June 24, 1988. Seaver won three Cy Young Awards and was a nine-time All-Star with the Mets. The Franchise won 20 or more games four times with the Mets.

He earned Rookie of the Year honors in 1967. Seaver was 25-7 in 1969 to help the Mets capture the World Series. He ranks first in team history in wins (198), complete games (171), ERA (2.57), strikeouts (2,541), and shutouts (44) after pitching with New York from 1967-1977 and returning for one final year in 1983. He was elected to the Baseball Hall of Fame in 1992 with the highest percentage (98.84) in Hall of Fame history at the time. Seaver was inducted into the Mets Hall of Fame in 1988.



Ralph Kiner, one of the most beloved figures in franchise history, passed away on February 6, 2014 at age 91. An original Met, Kiner announced games on television and radio for 52 years. On Opening Day, 2014, the Mets unveiled a commemorative logo on

the leftfield wall and wore a patch on their uniforms during the season. He educated and entertained generations of Mets fans, and his post-game show "Kiner's Korner" was an integral part of Mets lore. He joined the Mets broadcast booth after a 10-year Hall-of-Fame career with the Pittsburgh Pirates. He was inducted into the Mets Hall of Fame in 1984. The television booth at Shea Stadium was dedicated in his honor on August 16, 2002 and SNY's booth at Citi Field bears Kiner's name.



On April 15, 1997 in a historic ceremony at Shea Stadium, acting commissioner Bud Selig announced the retirement of Jackie Robinson's #42 throughout Major League Baseball. "The day Jackie Robinson stepped on a major league field will forever be remembered as baseball's proudest moment," said Selig during the ceremony as he stood side-by-side with Jackie's widow Rachel and President Bill Clinton. "Major League Baseball is retiring #42 in tribute to his great achievements and for the significant contributions he made to society. Number 42 belongs to Jackie Robinson for the ages."

1964 ALL-STAR GAME

The National League posted its seventh straight All-Star Game victory with a 7-4 win over the American League on July 7, 1964 at Shea Stadium. The All-Star Game ended in dramatic fashion as Philadelphia's Johnny Callison stroked a three-run, walk-off home run in the bottom of the ninth inning off Boston's Dick Radatz to cap a four-run frame for the NL. San Francisco's Willie Mays started the ninth inning rally with a walk and stolen base. He scored on an infield single by teammate Orlando Cepeda's infield single and error by Yankees first baseman Joe Pepitone. The Cardinals' Curt Flood ran for Cepeda and Cincinnati's Johnny Edwards followed with a walk. Two outs later, Callison sent National League fans home happy. Ron Hunt became the first Met to start an All-Star Game with his appearance at second base. Hunt went 1-3 with a single. The AL jumped out on top 1-0 in the first inning on a RBI single by Minnesota's Harmon Killebrew off Los Angeles' Don Drysdale. The



Cubs' Billy Williams and St. Louis' Ken Boyer each belted solo home runs in the bottom of the fourth off Kansas City's John Wyatt to give the National League a 2-1 lead. The NL extended its lead to 3-1 in the fifth when Pittsburgh's Roberto Clemente singled and scored from first on a two-out double by the Cardinals' Dick Groat. The American League tied the contest up 3-3 in the sixth when the Yankees' Mickey Mantle and Killebrew opened the frame with singles. One out later, Baltimore's Brooks Robinson tripled both runs home as Mays just missed what would have been a spectacular diving catch. The AL retook a one run lead in the seventh inning. The Yankees' Elston Howard was hit by a pitch and Kansas City's Rocky Colavito laced a pinch-hit double to put runners at second and third. The Angels' Jim Fregosi lofted a sacrifice fly to center to score Howard. Boyer finished 2-4 for the NL while Killebrew was 3-4 and Robinson went 2-4 for the AL.

AMERICAN LEAGUE 1 0 0 0 0 2 1 0 0 - 4 9 1
NATIONAL LEAGUE 0 0 0 2 1 0 0 0 4 - 7 8 0

A M E R I C A N

N A T I O N A L

	AB	R	H	RBI	BB	SO	PO	A
Fregosi, ss	4	1	1	1	0	1	4	1
Oliva, rf	4	0	0	0	0	1	0	0
Radatz, p	1	0	0	0	0	1	0	0
Mantle, cf	4	1	1	0	0	2	2	0
Hall, cf	0	0	0	0	0	0	0	0
Killebrew, lf	4	1	3	1	0	0	0	0
Hinton, lf	0	0	0	0	0	0	0	0
Allison, 1b	3	0	0	0	1	2	9	0
Pepitone, pr/lb	0	0	0	0	0	0	1	0
Robinson, 3b	4	0	2	2	0	0	1	2
Richardson, 2b	4	0	1	0	0	1	0	4
Howard, c	3	1	0	0	0	2	9	0
Chance, p	1	0	0	0	0	0	0	1
Wyatt, p	0	0	0	0	0	0	0	1
Siebern, ph	1	0	0	0	0	0	0	0
Pascual, p	0	0	0	0	0	0	0	1
Colavito, ph/rf	2	0	1	0	0	0	0	0
Totals	35	4	9	4	1	10	26	10

	AB	R	H	RBI	BB	SO	PO	A
Clemente, rf	3	1	1	0	0	1	1	0
Short, p	0	0	0	0	0	0	0	1
Farrell, p	0	0	0	0	0	0	0	0
White, ph	1	0	0	0	0	1	0	0
Marichal, p	0	0	0	0	0	0	0	0
Groat, ss	3	0	1	1	0	1	0	0
Cardenas, pr/ss	1	0	0	0	0	1	1	0
Williams, lf	4	1	1	1	0	0	1	0
Mays, cf	3	1	0	0	1	0	7	0
Cepeda, 1b	4	0	1	0	0	0	6	0
Flood, pr	0	1	0	0	0	0	0	0
Boyer, 3b	4	1	2	1	0	1	0	2
Torre, c	2	0	0	0	0	0	5	0
Edwards, c	1	1	0	0	1	1	5	0
Hunt, 2b	3	0	1	0	0	1	1	0
Aaron, ph	1	0	0	0	0	1	0	0
Drysdale, p	0	0	0	0	0	0	0	3
Stargell, ph	1	0	0	0	0	0	0	0
Bunning, p	0	0	0	0	0	0	0	0
Callison, ph/rf	3	1	1	3	0	0	0	0
Totals	34	7	8	6	2	8	27	6

E: Pepitone (1). 2B: Colavito (1 off Farrell).
 3B: Robinson (1 off Short). SF: Fregosi (1 off Farrell).
 HBP: Howard (1 by Farrell)

PB: Torre (1). 2B: Groat (1 off Pascual). HR: Williams (1-4th inning off Wyatt); Boyer (1-4th inning off Wyatt); Callison (1-9th inning off Radatz). IBB: Edwards (1 by Radatz). SB: Mays (1)

AMERICAN LEAGUE	IP	H	HR	R	ER	BB	K
Chance	3.0	2	0	0	0	0	2
Wyatt	1.0	2	2	2	2	0	0
Pascual	2.0	2	0	1	1	0	1
Radatz, L (0-1)	2.2	2	1	4	4	2	5
Totals	8.2	8	3	7	7	2	8

NATIONAL LEAGUE	IP	H	HR	R	ER	BB	K
Drysdale	3.0	2	0	1	0	0	3
Bunning	2.0	2	0	0	0	0	4
Short	1.0	3	0	2	2	0	1
Farrell	2.0	2	0	1	1	1	1
Marichal, W (1-0)	1.0	0	0	0	0	0	1
Totals	9.0	9	0	4	3	1	10

WP: Drysdale (1). HBP: Farrell (1-Howard). IBB: Radatz (1-Edwards) Time of Game: 2:37. Attendance: 50,850.
 Umpires: Ed Sudol (NL), Joe Paparella (AL), Frank Secory (NL), Nestor Chylak (AL), Al Salerno (AL), Doug Harvey (NL)

2013 ALL-STAR GAME

The Mets hosted their second All-Star Game in team history on July 16, 2013 at Citi Field and the American League pushed across single runs in the fourth, fifth and eighth innings to come away with a 3-0 victory over the National League...A sellout crowd of 45,186 witnessed the event, the first All-Star Game in Queens since the 1964 contest at Shea...New York was represented by 24-year old RHP Matt Harvey who started for the NL, third baseman David Wright, who became the second Met to start an All-Star Game on his own field, and Manager Terry Collins, who was a coach for the third time...Harvey worked 2.0 scoreless innings racking up three strikeouts, including Miguel Cabrera, while yielding just one hit...Harvey became the third pitcher in team history to start an All-Star Game, joining Tom Seaver (1970) and Dwight Gooden (1986, 1988)...The last



pitcher to start an All-Star Game in his home park was Roger Clemens in 2004 at Houston...Wright, who was 1-3 and picked up one of three NL hits (a seventh inning single) was selected to his seventh All-Star Game and it was his fifth start, tying Darryl Strawberry for the second-most in team history...Wright's seven All-Star appearances are tied for second-most in franchise history with Piazza and Strawberry...Chicago's Chris Sale worked 2.0 perfect innings to pick up the win for the AL...Cleveland's Jason Kipnis, Toronto's José Bautista and Baltimore's J.J. Hardy knocked in the runs for the American League...The Yankees' Mariano Rivera took home MVP honors after receiving a standing ovation from both teams and the entire stadium when he entered the game in the eighth inning...Rivera retired all three hitters he faced.

AMERICAN LEAGUE 0 0 0 1 1 0 0 1 0 - 3 9 0
NATIONAL LEAGUE 0 0 0 0 0 0 0 0 0 - 0 3 0

A M E R I C A N

	AB	R	H	RBI	BB	SO	PO	A
Trout, lf-cf	3	0	1	0	0	0	1	0
Hunter, ph-cf	1	0	0	0	0	0	0	0
Cano, 2b	0	0	0	0	0	0	0	0
Pedroia, pr-2b	2	0	0	0	0	1	1	2
Kipnis, 2b	1	0	1	1	0	0	1	1
Cabrera, 3b	3	1	1	0	0	1	1	3
Machado, 3b	1	0	0	0	0	1	0	1
Davis, 1b	3	0	1	0	0	1	7	1
Fielder, 1b	1	0	1	0	0	0	3	0
Bautista, rf	1	0	0	1	0	1	0	0
Cruz, rf	1	0	0	0	1	0	0	0
Ortiz, dh	2	0	0	0	0	0	0	0
Encarnacion, ph	2	0	0	0	0	0	0	0
Jones, cf	3	1	1	0	0	2	2	0
Gordon, lf	1	0	0	0	0	0	1	0
Mauer, c	2	0	1	0	0	0	4	0
Perez, c	1	1	1	0	0	0	1	1
Hardy, ss	2	0	0	1	0	0	1	1
Peralta, ss	1	0	1	0	0	0	0	1
Scherzer, p	0	0	0	0	0	0	1	0
Sale, p	0	0	0	0	0	0	0	1
Hernandez, p	0	0	0	0	0	0	0	0
Moore, p	0	0	0	0	0	0	0	0
Balfour, p	0	0	0	0	0	0	0	0
Holland, p	0	0	0	0	0	0	0	0
Cecil, p	0	0	0	0	0	0	0	0
Delabar, p	0	0	0	0	0	0	0	0
Rivera, p	0	0	0	0	0	0	0	0
Nathan, p	0	0	0	0	0	0	0	0
Totals	31	3	9	3	1	7	27	11

2B: Cabrera, Trout, Kipnis, Jones. 3B: Fielder.
 SF: Bautista. HBP: Cano.

AMERICAN LEAGUE	IP	H	HR	R	ER	BB	K
Scherzer	1.0	0	0	0	0	0	1
Sale (W)	2.0	0	0	0	0	0	2
Hernandez	1.0	1	0	0	0	0	0
Moore	1.0	0	0	0	0	0	0
Balfour	1.0	0	0	0	0	1	1
Holland	0.1	1	0	0	0	0	0
Cecil	0.1	0	0	0	0	0	1
Delabar	0.1	0	0	0	0	0	1
Rivera	1.0	0	0	0	0	0	0
Nathan (S)	1.0	1	0	0	0	0	2
Totals	9.0	3	0	0	0	1	8

WP: Kimbrel. HBP: Harvey. Time of Game: 3:06. Attendance: 45,186.

Umpires: HP-John Hirschbeck, 1B-Wally Bell, 2B-Larry Vanover, 3B-Paul Emmel, LF-Rob Drake, RF-Chad Fairchild.

N A T I O N A L

	AB	R	H	RBI	BB	SO	PO	A
Phillips, 2b	2	0	0	0	0	0	1	2
Carpenter, 2b	2	0	0	0	0	0	1	1
Beltrán, rf	2	0	1	0	0	0	0	2
McCutchen, pr-cf	2	0	0	0	0	2	1	0
Votto, 1b	2	0	0	0	0	1	1	0
Goldschmidt, 1b	2	0	1	0	0	0	6	0
Wright, 3b	3	0	1	0	0	0	0	0
Alvarez, 3b	1	0	0	0	0	0	0	0
Gonzalez, lf	2	0	0	0	0	1	1	0
Brown, lf	1	0	0	0	0	1	0	0
Molina, c	2	0	0	0	0	0	3	0
Posey, c	1	0	0	0	0	1	4	0
Tulowitzki, ss	2	0	0	0	0	1	2	2
Segura, ss	1	0	0	0	0	0	1	3
Cudryer, dh	1	0	0	0	1	0	0	0
Craig, ph	1	0	0	0	0	0	0	0
Harper, cf-rf	2	0	0	0	0	0	4	0
Gomez, rf	1	0	0	0	0	0	0	0
Harvey, p	0	0	0	0	0	0	0	0
Kershaw, p	0	0	0	0	0	0	0	0
Corbin, p	0	0	0	0	0	0	0	0
Lee, p	0	0	0	0	0	0	0	0
Fernandez, p	0	0	0	0	0	0	0	0
Chapman, p	0	0	0	0	0	0	0	0
Kimbrel, p	0	0	0	0	0	0	0	0
Grilli, p	0	0	0	0	0	0	0	0
Totals	30	0	3	0	1	8	27	9

2B: Goldschmidt. SB: McCutchen. WP: Kimbrel.
 HBP: Harvey

NATIONAL LEAGUE	IP	H	HR	R	ER	BB	K
Harvey	2.0	1	0	0	0	0	3
Kershaw	1.0	0	0	0	0	0	0
Corbin (L)	1.0	2	0	1	1	0	0
Lee	1.0	2	0	1	1	0	0
Fernandez	1.0	0	0	0	0	0	2
Chapman	1.0	0	0	0	0	1	1
Kimbrel	1.0	3	0	1	1	0	1
Grilli	1.0	1	0	0	0	0	0
Totals	9.0	9	0	3	3	1	7

METS ALL-STAR SELECTIONS

1962	Richie Ashburn, OF	1985	Gary Carter+, C Ron Darling, RHP Dwight Gooden, RHP Darryl Strawberry*, OF	2002	Mike Piazza*, C
1963	Duke Snider, OF			2003	Armando Benitez, RHP
1964	Ron Hunt*, 2B			2004	Tom Glavine, LHP Mike Piazza*, C
1965	Ed Kranepool, 1B	1986	Gary Carter*, C Sid Fernandez, LHP Dwight Gooden*, RHP Keith Hernandez*, 1B Darryl Strawberry*, OF	2005	Carlos Beltrán*, OF Pedro Martinez, RHP Mike Piazza*, C
1966	Ron Hunt, 2B			2006	Carlos Beltrán*, CF José Reyes+, SS David Wright*, 3B Paul Lo Duca*, C Tom Glavine, LHP Pedro Martinez, RHP
1967	Tom Seaver, RHP	1987	Gary Carter*, C Sid Fernandez, LHP Keith Hernandez, 1B Darryl Strawberry, OF Davey Johnson**	2007	Carlos Beltrán*, CF José Reyes*, SS David Wright*, 3B Billy Wagner, LHP
1968	Jerry Grote*, C Jerry Koosman, LHP Tom Seaver, RHP	1988	Gary Carter*, C David Cone, RHP Dwight Gooden*, RHP Darryl Strawberry*, OF	2008	David Wright, 3B Billy Wagner, LHP
1969	Cleon Jones*, OF Jerry Koosman, LHP Tom Seaver, RHP	1989	Howard Johnson*, 3B Darryl Strawberry+, OF	2009	David Wright*, 3B Francisco Rodriguez, RHP Johan Santana, LHP Carlos Beltrán+, OF
1970	Bud Harrelson*, SS Tom Seaver*, RHP Gil Hodges**	1990	John Franco, LHP Darryl Strawberry, OF Frank Viola, LHP	2010	David Wright*, 3B José Reyes+, SS
1971	Bud Harrelson, SS Tom Seaver, RHP	1991	Howard Johnson, 3B Frank Viola, LHP	2011	Carlos Beltrán*, OF (DH) José Reyes*+, SS
1972	Willie Mays*, OF Tug McGraw, LHP Tom Seaver, RHP	1992	David Cone, RHP	2012	David Wright, 3B R.A. Dickey, RHP Terry Collins, Coach
1973	Willie Mays, OF Tom Seaver, RHP	1993	Bobby Bonilla, IF	2013	David Wright*, 3B Matt Harvey*, RHP Terry Collins, Coach
1974	Jerry Grote, C Jon Matlack, LHP Yogi Berra**	1994	Bret Saberhagen, RHP	2014	Daniel Murphy, 2B
1975	Jon Matlack, LHP Tom Seaver, RHP	1995	Bobby Bonilla, IF/OF	2015	Jacob deGrom, RHP
1976	Dave Kingman*, OF Jon Matlack, LHP Tom Seaver, RHP	1996	Todd Hundley, C Lance Johnson, OF	2016	Noah Syndergaard+, RHP Yoenis Céspedes*+, OF Jeury Familia, RHP Bartolo Colón, RHP Terry Collins**
1977	John Stearns, C	1997	Todd Hundley, C Bobby Jones, P	2017	Michael Conforto, OF
1978	Pat Zachry, RHP	1998	Mike Piazza*, C Rick Reed, P	2018	Jacob deGrom, RHP
1979	Lee Mazzilli, OF John Stearns, C	1999	Mike Piazza*, C		
1980	John Stearns, C	2000	Edgardo Alfonzo, 2B Al Leiter, P Mike Piazza+, C		
1981	Joel Youngblood, OF	2001	Mike Piazza*, C Rick Reed, P Bobby Valentine**		
1982	John Stearns, C				
1983	Jesse Orosco, LHP				
1984	Dwight Gooden, RHP Keith Hernandez, 1B Jesse Orosco, LHP Darryl Strawberry*, OF				

* Starter

** Manager

+ Injured/Did not play

ALL-STAR GAME MOST VALUABLE PLAYER

1975 Jon Matlack, LHP

TOPPS ROOKIE ALL-STAR TEAM

1962	Al Jackson, LHP
1963	Jesse Gonder, C
1965	Ron Swoboda, OF
1966	Cleon Jones, OF
1967	Tom Seaver, RHP
1968	Jerry Koosman, LHP Ken Boswell, 2B
1972	Jon Matlack, LHP
1981	Hubie Brooks, 3B Mookie Wilson, OF
1983	Darryl Strawberry, OF
1984	Dwight Gooden, RHP Mike Fitzgerald, C
1985	Roger McDowell, RHP
1989	Gregg Jefferies, 2B
1992	Todd Hundley, C Jeff Kent, 2B
2000	Jay Payton, OF
2001	Tsuyoshi Shinjo, OF
2003	Ty Wigginton, 3B
2009	Omir Santos, C
2014	Travis d'Arnaud, C
2015	Michael Conforto, OF Noah Syndergaard, RHP

THE SPORTING NEWS NL ROOKIE OF THE YEAR

1968	Jerry Koosman, LHP
1972	Jon Matlack, LHP
1983	Darryl Strawberry, OF
1984	Dwight Gooden, RHP
2014	Jacob deGrom, RHP

THE SPORTING NEWS EXECUTIVE OF THE YEAR

1969	Johnny Murphy
1986	Frank Cashen

THE SPORTING NEWS MANAGER OF THE YEAR

1969	Gil Hodges
2015	Terry Collins

THE SPORTING NEWS NL ALL-STAR TEAM

1964	Ron Hunt, 2B
1969	Cleon Jones, OF Tom Seaver, RHP**
1971	Bud Harrelson, SS
1973	Tom Seaver, RHP
1975	Tom Seaver, RHP**
1984	Keith Hernandez, 1B
1985	Gary Carter, C Keith Hernandez, 1B Dwight Gooden, RHP**
1986	Gary Carter, C Keith Hernandez, 1B
1988	Darryl Strawberry, OF
1989	Howard Johnson, 3B
1990	John Franco, LHP Frank Viola, LHP
1998	Mike Piazza, C
1999	Mike Piazza, C Edgardo Alfonzo, 2B
2000	Mike Piazza, C
2001	Mike Piazza, C
2002	Mike Piazza, C
2006	José Reyes, SS David Wright, 3B Carlos Beltrán, OF
2007	David Wright, 3B
2008	David Wright, 3B
2012	R.A. Dickey, RHP**
2016	Yoenis Céspedes, OF
2018	Jacob deGrom, RHP**

** Pitcher of the Year

THE SPORTING NEWS
COMEBACK PLAYER OF THE YEAR

1969	Tommie Agee
1986	Ray Knight
1999	Rickey Henderson
2008	Fernando Tatis
2015	Matt Harvey

TIE GAMES

September 9, 1962**June 7, 1964 (Game 2)****May 31, 1965 (Game 2)****October 2, 1965 (Game 2)**

7-7 vs. Colt 45's at Houston

1-1 vs. Dodgers at Shea

3-3 vs. Cubs at Chicago

0-0 vs. Phillies at Shea (18 innings)

This is the longest 0-0 night game in major league history. The Phillies' Chris Short struck out 18 Mets in 15 innings of work.

Rob Gardener hurled 15 innings to tie Al Jackson's one-game Met record.

September 2, 1968 (Game 2)**May 25, 1979**

2-2 vs. Braves at Shea

3-3 vs. Pirates at Shea (11 innings)

Game called after Pirate leftfielder Bill Robinson lost Joel Youngblood's leadoff fly in the 11th in the thick fog at Shea.

April 22, 1981**October 1, 1981**

2-2 vs. Pirates at Pittsburgh

2-2 vs. Cubs at Shea

NATIONAL AWARD WINNERS

CY YOUNG AWARD WINNERS

1969	Tom Seaver
1973	Tom Seaver
1975	Tom Seaver
1985	Dwight Gooden
2012	R.A. Dickey
2018	Jacob deGrom

ROOKIE OF THE YEAR

1967	Tom Seaver, RHP
1972	Jon Matlack, LHP
1983	Darryl Strawberry, OF
1984	Dwight Gooden, RHP
2014	Jacob deGrom, RHP

RAWLINGS GOLD GLOVE WINNERS

1970	Tommie Agee, OF
1971	Bud Harrelson, SS
1980	Doug Flynn, 2B
1983	Keith Hernandez, 1B
1984	Keith Hernandez, 1B
1985	Keith Hernandez, 1B
1986	Keith Hernandez, 1B
1987	Keith Hernandez, 1B
1988	Keith Hernandez, 1B
1989	Ron Darling, RHP
1997	Rey Ordoñez, SS
1998	Rey Ordoñez, SS
1999	Rey Ordoñez, SS, Robin Ventura, 3B
2006	Carlos Beltrán, OF
2007	David Wright, 3B, Carlos Beltrán, OF
2008	David Wright, 3B, Carlos Beltrán, OF
2014	Juan Lagares, CF

LOUISVILLE SILVER SLUGGER TEAM

1984	Keith Hernandez, 1B
1985	Gary Carter, C
1986	Gary Carter, C
1988	Darryl Strawberry, OF
1989	Howard Johnson, 3B
1990	Darryl Strawberry, OF
1991	Howard Johnson, 3B
1992	Dwight Gooden, P
1998	Mike Piazza, C
1999	Mike Piazza, C, Edgardo Alfonzo, 2B
2000	Mike Piazza, C, Mike Hampton, LHP
2001	Mike Piazza, C
2002	Mike Piazza, C
2006	José Reyes, SS, Carlos Beltrán, OF
2007	David Wright, 3B, Carlos Beltrán, OF
2008	David Wright, 3B, Carlos Beltrán, OF
2016	Yoenis Céspedes, OF

PLAYER'S CHOICE NL OUTSTANDING PITCHER

2012	R. A. Dickey, RHP
2018	Jacob deGrom, RHP

PLAYER'S CHOICE NL COMEBACK PLAYER

2008	Fernando Tatis, OF
2015	Matt Harvey, RHP

PLAYER'S CHOICE NL ROOKIE OF THE YEAR

2014	Jacob deGrom, RHP
------	-------------------

ROLAIDS RELIEF MAN

1990	John Franco, LHP
2001	Armando Benitez, RHP

TOPPS ORGANIZATION OF THE YEAR

1995

BASEBALL AMERICA EXECUTIVE OF THE YEAR

2015	Sandy Alderson
------	----------------

FISHEL AWARD

1998	Jay Horwitz (Public Relations Executive)
------	--

BASEBALL AMERICA'S ORGANIZATION OF THE YEAR

1983, 1984, 1995

SPORTS ILLUSTRATED MAN OF THE YEAR

1969	Tom Seaver
------	------------

ROBERTO CLEMENTE AWARD

1989	Gary Carter
2000	Al Leiter
2006	Carlos Delgado
2016	Curtis Granderson

BRANCH RICKEY AWARD

1999	Al Leiter
2002	Bobby Valentine
2012	R.A. Dickey

MARVIN MILLER MAN OF THE AWARD

2016	Curtis Granderson
------	-------------------

LOU GEHRIG MEMORIAL AWARD

2001	John Franco
2016	Curtis Granderson

NL CHAMPIONSHIP SERIES MVP

2000	Mike Hampton, LHP
2015	Daniel Murphy, 2B

WORLD SERIES MVP

1969	Al Weis, IF (BBWAA)
	Donn Clendenon, 1B (Sport Magazine)
1986	Ray Knight, 3B (BBWAA)

BASEBALL AMERICA MINOR LEAGUE PLAYER OF THE YEAR

1983	Dwight Gooden, RHP
1984	Dwight Gooden, RHP
1986	Gregg Jefferies, SS
1987	Gregg Jefferies, SS

NATIONAL LEAGUE AWARDS

PLAYER OF THE WEEK

4/29/73	Jerry Koosman	4/14/91	Dwight Gooden
6/3/73	Tom Seaver	10/6/91	David Cone
6/17/73	Felix Millan	5/3/92	David Cone (co-winner with Tom Glavine)
9/16/73	Tug McGraw	4/18/94	Jeff Kent
9/23/73	Wayne Garrett	5/30/94	Bobby Bonilla
9/1/74	Tug McGraw	7/23/95	Brett Butler
6/15/75	Tom Seaver	5/4/97	Rick Reed
7/27/75	Dave Kingman	5/11/97	Todd Hundley
9/7/75	Tom Seaver	6/22/97	Dave Mlicki
6/27/76	Mike Phillips	9/28/97	John Olerud
8/8/76	Joe Torre	9/20/98	John Olerud
4/17/77	Tom Seaver	8/9/98	John Olerud
7/31/77	Steve Henderson	7/11/99	Mike Piazza
5/25/80	Frank Taveras	7/5/99	Octavio Dotel
6/8/80	Steve Henderson	8/1/99	Robin Ventura
7/6/80	Neil Allen	4/16/00	Mike Piazza
8/10/80	Doug Flynn	4/23/00	Derek Bell
5/31/81	Dave Kingman	9/15/02	Mike Piazza
8/23/81	Neil Allen	8/24/03	Steve Trachsel
9/20/81	Hubie Brooks	8/28/05	David Wright
5/23/82	Randy Jones	6/11/06	Carlos Beltrán
7/18/82	Dave Kingman	6/18/06	José Reyes & David Wright
5/8/83	George Foster	6/25/06	José Reyes
6/19/83	Rusty Staub	4/22/07	Carlos Beltrán
8/7/83	Jesse Orosco	8/19/07	Carlos Beltrán
8/14/83	Jesse Orosco	7/13/08	Mike Pelfrey
6/10/84	Jesse Orosco	8/17/08	Johan Santana
6/17/84	Hubie Brooks	9/4/11	David Wright
7/8/84	Dwight Gooden	9/11/11	Jason Bay
7/22/84	Darryl Strawberry	5/27/12	R.A. Dickey
9/9/84	Dwight Gooden (co-winner with Bruce Sutter)	6/3/12	Johan Santana
7/14/85	Keith Hernandez	4/14/13	Matt Harvey
7/21/85	Darryl Strawberry	7/21/13	Juan Lagares
8/4/85	Dwight Gooden	9/1/13	Daniel Murphy
8/11/85	Darryl Strawberry	7/24/14	Jacob deGrom
9/8/85	Gary Carter	6/7/15	Jacob deGrom (co-winner with Clayton Kershaw)
9/22/85	Dwight Gooden	8/2/15	Noah Syndergaard & Lucas Duda
6/8/86	George Foster	9/6/15	Bartolo Colón
7/13/86	Lenny Dykstra	9/13/15	Yoenis Céspedes
8/10/86	Keith Hernandez	5/8/16	Bartolo Colón (co-winner with Ben Zobrist)
5/1/88	Keith Hernandez	5/22/16	Noah Syndergaard
9/11/88	Gregg Jefferies	8/28/16	Asdrúbal Cabrera
9/25/88	Kevin McReynolds	6/18/17	Jacob deGrom
6/25/89	Howard Johnson		
10/1/89	Sid Fernandez		
6/10/90	Darryl Strawberry		

PLAYER OF THE MONTH

June, 1970	Tommie Agee
April, 1973	Jerry Koosman
July, 1975	Dave Kingman
July, 1985	Keith Hernandez
September, 1985	Gary Carter
September, 1987	Darryl Strawberry
September, 1988	Kevin McReynolds
June, 1989	Howard Johnson
September, 1991	Howard Johnson
June, 2006	David Wright
April, 2007	José Reyes
June, 2010	David Wright

ROOKIE OF THE MONTH

May, 2011	Justin Turner
July, 2014	Jacob deGrom
September, 2014	Jacob deGrom
May, 2016	Steven Matz

DHL RELIEVER OF THE MONTH

July, 2007	Billy Wagner
------------	--------------

PITCHER OF THE MONTH

June, 1975	Tom Seaver
April, 1977	Tom Seaver
July, 1980	Pat Zachry
August, 1983	Jesse Orosco
June, 1984	Ron Darling
September, 1984	Dwight Gooden
September, 1985	Dwight Gooden
April, 1986	Dwight Gooden
April, 1987	Sid Fernandez
May, 1988	David Cone
September, 1990	Dwight Gooden
July, 1994	Bret Saberhagen
May, 1997	Bobby Jones
June, 1999	Al Leiter
June, 2000	Al Leiter
April, 2007	John Maine
September, 2008	Johan Santana
April, 2009	Johan Santana
June, 2012	R.A. Dickey
April, 2013	Matt Harvey

INSIDE-THE-PARK HOME RUNS

There have been 28 inside-the-park home runs in Mets history. Here is the complete list.

#	Date	Player	Pitcher	Site
1	5/16/62	Gil Hodges	Dick Ellsworth, CHI	Polo Grounds
2	6/23/62	Richie Ashburn	Darragh Stone, HOU	Polo Grounds
3	5/7/63	Charlie Neal +	Art Mahaffey, PHI	Polo Grounds
4	6/5/66	Ron Hunt	Sandy Koufax, LAD	Shea Stadium
5	8/17/67	Bud Harrelson	Juan Pizarro, PIT	Forbes Field
6	9/5/71	Don Hahn	Woodie Fryman, PHI	Veterans Stadium
7	6/12/79	Doug Flynn #	Dave Tomlin, CIN	Shea Stadium
8	8/19/79	Gil Flores	Bill Bonham, CIM	Riverfront Stadium
9	6/27/80	Lee Mazzilli	Steve Carlton, PHI	Veterans Stadium
10	8/12/80	Steve Henderson	Kent Tekulve, PIT	Three Rivers Stadium
11	7/31/82	Wally Backman	Enrique Romo, PIT	Shea Stadium
12	9/10/82	Dave Kingman	Doug Bair, STL	Busch Stadium
13	8/31/83	Mark Bradley	Fernando Valenzuela, LAD	Shea Stadium
14	6/17/84	Darryl Strawberry *	Bruce Sutter, STL	Busch Stadium
15	9/20/87	Howard Johnson	Mike Bielecki, PIT	Three Rivers Stadium
16	5/3/89	Darryl Strawberry	Jose Rijo, CIN	Shea Stadium
17	6/26/90	Kevin Elster	Bryn Smith, STL	Busch Stadium
18	8/14/93	Tim Bogar *	Bobby Thigpen, PHI	Veterans Stadium
19	5/6/95	Edgardo Alfonzo	Matt Grott, CIN	Riverfront Stadium
20	9/24/00	Timo Perez	Bruce Chen, PHI	Veterans Stadium
21	6/11/05	Marlon Anderson **	Francisco Rodriguez, LAA	Shea Stadium
22	4/11/06	Kazuo Matsui	Jake Peavy, SD	PETCO Park
23	9/7/06	José Reyes	Brad Penny, LAD	Shea Stadium
24	8/2/07	Damion Easley	Chris Capuano, MIL	Miller Park
25	8/23/09	Angel Pagan +	Pedro Martinez, PHI	Citi Field
26	5/19/10	Angel Pagan	Livan Hernandez, WAS	Nationals Park
27	9/2/15	Ruben Tejada	Aaron Nola, PHI	Citi Field
28	6/18/18	Brandon Nimmo+	Tyler Anderson, COL	Coors Field

Second at-bat of the inning + Leadoff Home Run

* Was the second home run in consecutive at-bats for player ** Pinch-Hit Home Run

METS ALL-TIME ROSTER (1,067)

A (46)

AARDSMA, David 2013 (RHP)
 AASE, Don 1989 (RHP)
 ABBOTT, Kurt 2000 (SS)
 ABREU, Bobby 2014 (OF)
 ACEVEDO, Juan 1997 (RHP)
 ACOSTA, Manny 2010 -2012 (RHP)
 ADKINS, Jon 2007 (RHP)
 AGBAYANI, Benny 1998-2001 (OF)
 AGEE, Tommie 1968-1972 (OF)
 AGUILA, Chris 2008 (OF)
 AGUILERA, Rick 1985-1989 (RHP)
 AKER, Jack 1974 (RHP)
 ALEXANDER, Manny 1997 (IF)
 ALFONZO, Edgardo 1995-2002 (IF)
 ALLEN, Neil 1979-1983 (RHP)
 ALLENSWORTH, Jermaine 1998-99 (OF)
 ALMON, Bill 1980, 1987 (IF)
 ALMONTE, Edwin 2003 (RHP)
 ALOMAR, Roberto, 2002-2003 (2B)
 ALOMAR, Sandy 1967 (SS)
 ALOMAR, Jr., Sandy 2007 (C)
 ALOU, Jesus 1975 (OF)
 ALOU, Moises 2007-2008 (OF)
 ALTMAN, George 1964 (OF)
 ALVARADO, Luis 1977 (2B)
 ALVAREZ, Dario 2014-2016 (LHP)
 AMBRES, Chip 2007 (OF)
 ANDERSON, Craig 1962-1964 (RHP)
 ANDERSON, Jason 2003 (RHP)
 ANDERSON, Marlon 2005, 2007-09 (IF)
 ANDERSON, Rick 1986 (RHP)
 ANKIEL, Rick 2013 (OF)
 AOKI, Norichika 2017 (OF)
 APODACA, Bob 1973-1979 (RHP)
 APPIER, Kevin 2001 (RHP)
 ARIAS, Joaquin 2010 (IF)
 ARMAS, Jr., Tony 2008 (RHP)
 ARRIGO, Gerry 1966 (LHP)
 ASHBURN, Richie 1962 (OF)
 ASHFORD, Tucker 1983 (IF)
 ASPROMONTE, Bob 1971 (IF)
 ASTACIO, Pedro 2002-2003 (RHP)
 ATCHINSON, Scott 2013 (RHP)
 AYALA, Benny 1974-1976 (OF)
 AYALA, Luis 2008 (RHP)
 AYBAR, Manny 2005 (RHP)



Carlos Beltrán

B (102)

BACKMAN, Wally 1980-1988 (IF)
 BACSIK, Mike 2002-2003 (LHP)
 BAERGA, Carlos 1996-1998 (IF)
 BAEZ, Kevin 1990, 1992-1993 (IF)
 BAILOR, Bob 1981-1983 (IF)
 BALDWIN, Billy 1976 (OF)
 BALDWIN, James 2004 (RHP)
 BALDWIN, Rick 1975-1977 (RHP)
 BANNISTER, Brian 2006 (RHP)
 BARAJAS, Rod 2010 (C)
 BARNES, Lute 1972-1973 (IF)
 BARRY, Jeff 1995 (OF)
BASHLOR, TYLER 2018- (RHP)
 BASS, Kevin 1992 (OF)
 BASTARDO, Antonio 2016 (LHP)
 BATISTA, Miguel 2011-2012 (RHP)
 BAUMANN, Buddy 2018 (LHP)
 BAUTA, Ed 1963-1964 (RHP)
 BAUTISTA, Gerson 2018 (RHP)
 BAUTISTA, José 2018 (OF)
 BAXTER, Mike 2011-2013 (OF)
 BAY, Jason 2010-2012 (OF)
 BEANE, Billy 1984-1985 (OF)
 BEARNARTH, Larry 1963-1966 (RHP)
 BEATO, Pedro 2011-2012 (RHP)
 BEATTY, Blaine 1989-1991 (LHP)
 BEAUCHAMP, Jim 1972-1973 (1B)
 BECK, Chris 2018 (RHP)
 BECKER, Rich 1998 (OF)
 BELL, Derek 2000 (OF)
 BELL, Gus 1962 (OF)
 BELL, Heath 2004-2006 (RHP)
 BELL, Jay 2003 (IF)
 BELTRÁN, Carlos 2005-2011 (OF)
 BELTRAN, Rigo 1998-1999 (LHP)
 BENITEZ, Armando 1999-2003 (RHP)
 BENNETT, Dennis 1967 (LHP)
 BENNETT, Gary 2001 (C)
 BENSON, Kris 2004 (RHP)
 BENTON, Butch 1978-1980 (C)
 BERENGUER, Juan 1978-1980 (RHP)
 BERENYI, Bruce 1984-1986 (RHP)
 BERNARD, Dwight 1978-1979 (RHP)
 BERRA, Yogi 1965 (C)
 BERROA, Angel 2009 (IF)
 BETHKE, Jim 1965 (RHP)
 BIESER, Steve 1997 (OF)
 BIRKBECK, Mike 1995 (RHP)
 BISHOP, Mike 1983 (C)
 BLAIR, Willie 1998 (RHP)
 BLACK, Vic 2013-2014 (RHP)
 BLANCO, Henry 2010 (C)
 BLEVINS, Jerry 2015-2018 (LHP)
 BLOCKER, Terry 1985 (OF)
 BOCHY, Bruce 1982 (C)
 BOGAR, Tim 1993-1996 (IF)
 BOHANON, Brian 1997-1998 (LHP)
 BOISCLAIR, Bruce 1974, 1976-79 (OF)
 BOITANO, Dan 1981 (RHP)
 BOMBACK, Mark 1980 (RHP)
 BONILLA, Bobby 1992-95, 1999 (IF)
 BORDICK, Mike 2000 (SS)
 BORLAND, Toby 1997 (RHP)
 BOSCH, Don 1967-1968 (OF)

BOSTON, Daryl 1990-1992 (OF)
 BOSWELL, Ken 1967-1974 (2B)
 BOTTALICO, Ricky 2004 (RHP)
 BOUCHEE, Ed 1962 (1B)
 BOWA, Larry 1985 (SS)
 BOYER, Blaine 2011 (RHP)
 BOYER, Ken 1966-1967 (3B)
 BRADFORD, Chad 2006 (RHP)
 BRADFORD, Chasen 2017 (RHP)
 BRADLEY, Mark 1983 (OF)
 BRAGG, Darren 2001 (OF)
 BRAZELL, Craig 2004 (IF)
 BRESSOUD, Ed 1966 (SS)
 BROADWAY, Lance 2009 (RHP)
 BROGNA, Rico 1994-1996 (1B)
 BROOKS, Hubie 1980-84, 1991 (IF)
 BROSS, Terry 1991 (RHP)
 BROWN, Andrew 2013-2014 (OF)
 BROWN, Emil 2009 (OF)
 BROWN, Kevin 1990 (LHP)
 BROWN, Leon 1976 (OF)
 BRUCE, Jay 2016-2018 (OF)
 BRUHERT, Mike 1978 (RHP)
 BUCHANAN, Brian 2004 (OF)
 BUCHEK, Jerry 1967-1968 (2B)
 BUCHHOLTZ, Taylor 2011 (RHP)
 BUCK, John 2013 (C)
 BUFORD, Damon 1995 (OF)
 BURGOS, Ambiorix 2007 (RHP)
 BURKE, Greg 2013 (RHP)
 BURKE, Tim 1991-1992 (RHP)
 BURNITZ, Jeromy 1993-94, 02-03 (OF)
 BURRIGHT, Larry 1963-1964 (IF)
 BURRIS, Ray 1979-1980 (RHP)
 BUTLER, Brett 1995 (OF)
 BYRD, Marlon 2013 (OF)
 BYRD, Paul 1995-1996 (RHP)
 BYRDAK, Tim 2011-2013 (LHP)

C (82)

CABRERA, Asdrúbal 2016-2018 (IF)
 CAIRO, Miguel 2005 (IF)
 CALLAHAN, JAMIE 2017- (RHP)
 CAMERON, Mike 2004-2005 (OF)
 CAMMACK, Eric 2000 (RHP)
 CAMPBELL, Eric 2014-2016 (1B)
 CANCEL, Robinson 2008-2009 (C)
 CANDELARIA, John 1987 (LHP)
 CANGELOSI, John 1994 (OF)
 CANNIZZARO, Chris 1962-1965 (C)
 CAPRA, Buzz 1971-1973 (RHP)
 CAPUANO, Chris 2011 (LHP)
 CARDENAL, Jose 1979-1980 (OF)
 CARLYLE, Buddy 2014-2015 (RHP)
 CARDWELL, Don 1967-1970 (RHP)
 CARMEL, Duke 1963 (1B)
 CARR, Chuck 1990-1991 (OF)
 CARRASCO, D.J. 2011-2012 (RHP)
 CARREON, Mark 1987-1991 (OF)
 CARSON, Rob 2012-2013 (LHP)
 CARTER, Chris 2010 (OF)
 CARTER, Gary 1985-1989 (C)
 CASANOVA, Raul 2008 (C)
 CASTILLO, Alberto 1995-1998 (C)
 CASTILLO, Juan 1994 (RHP)

CASTILLO, Luis 2007-2010 (IF)
 CASTILLO, Tony 1991 (LHP)
 CASTRO, Ramon 2005-2009 (C)
 CATALANOTTO, Frank 2010 (OF)
CECCHINI, GAVIN 2016- (IF)
 CECILIANI, Darrell 2015 (OF)
 CEDENO, Roger 1999, 2002-03 (OF)
 CEDENO, Ronny 2012 (IF)
 CENTENO, Juan 2013- 2014 (C)
 CERDA, Jamie 2002-2003 (LHP)
 CERONE, Rick 1991 (C)
CÉSPEDES, YOENIS 2015- (OF)
 CHACON, Elio 1962 (IF)
 CHANCE, Dean 1970 (RHP)
 CHAPMAN, Kelvin 1979, 1984-85 (IF)
 CHARLES, Ed 1967-1969 (3B)
 CHAVEZ, Endy 2006-2008 (OF)
 CHEN, Bruce 2001-2002 (LHP)
 CHILES, Rich 1973 (OF)
 CHITI, Harry 1962 (C)
 CHRISTENSEN, John 1984-1985 (OF)
 CHRISTENSEN, McKay 2002 (OF)
 CHRISTOPHER, Joe 1962-1965 (OF)
 CHURCH, Ryan 2008-2009 (OF)
 CISCO, Galen 1962-1965 (RHP)
 CLARK, Brady 2002, 2008 (OF)
 CLARK, Mark 1996-1997 (RHP)
 CLARK, Tony 2003 (IF)
 CLENDENON, Donn 1969-1971 (1B)
 CLINES, Gene 1975 (OF)
 CLIPPARD, Tyler 2015 (RHP)
 CLONTZ, Brad 1998 (RHP)
 COLEMAN, Clarence 1962-63, 1966 (C)
 COLEMAN, Vince 1991-1993 (OF)
 COLLAZO, Willie 2007 (LHP)
 COLLINS, Kevin 1965, 1967-69 (IF)
 COLÓN, Bartolo 2014-2016 (RHP)
 CONE, David 1987-92, 2003 (RHP)
CONFORTO, MICHAEL 2015- (OF)
 CONINE, Jeff 2007 (1B)
CONLON, P.J. 2018- (LHP)
 CONNORS, Bill 1967-1968 (RHP)
 COOK, Cliff 1962-1963 (OF)
 COOK, Dennis 1998-2001 (LHP)
 COPELAND, Scott 2018 (RHP)
 CORA, Alex 2009-2010 (IF)
 CORCORAN, Tim 1986 (1B)
 COREY, Mark 2001-2002 (RHP)
 CORNEJO, Mardie 1978 (RHP)
 CORNELIUS, Reid 1995 (RHP)

COWAN, Billy 1965 (OF)
 COWGILL, Collin 2013 (OF)
 CRAIG, Roger 1962-1963 (RHP)
 CRAM, Jerry 1974-1975 (RHP)
 CRAWFORD, Joe 1997 (LHP)
 CUBBAGE, Mike 1981 (IF)
 CUDDYER, Michael 2015 (OF)

D (39)

D'AMICO, Jeff 2002 (RHP)
d'ARNAUD, TRAVIS 2013- (C)
 DARENSBOURG, Vic 2004 (LHP)
 DARLING, Ron 1983-1991 (RHP)
 DAUBACH, Brian 2005 (OF)
 DAVIAULT, Ray 1962 (RHP)
 DAVIS, Ike 2010-2014 (1B)
 DAVIS, Kane 2002 (RHP)
 DAVIS, Tommy 1967 (OF)
 DE AZA, Alejandro 2016 (OF)
deGROM, JACOB 2014- (RHP)
 DeJEAN, Mike 2004-2005 (RHP)
 DeMERIT, John 1962 (OF)
 DESSENS, Elmer 2009-2010 (RHP)
 DePASTINO, Joe 2003 (C)
 DELGADO, Carlos 2006-2009 (1B)
 DELGADO, Wilson 2004 (IF)
 den DEKKER, Matt 2013-2014, 2018 (OF)
 DENEHY, Bill 1967 (RHP)
 DEWEY, Mark 1992 (RHP)
 DIAZ, Carlos 1982-1983 (LHP)
 DIAZ, Mario 1990 (IF)
 DIAZ, Victor 2004-2006 (OF)
 DICKEY, R.A. 2010-2012 (RHP)
 DIFELICE, Mike 2005-2007 (C)
 DILAURO, Jack 1969 (LHP)
 DILLON, Steve 1963-1964 (LHP)
 DIPOTO, Jerry 1995-1996 (RHP)
 DONNELLS, Chris 1991-1992 (IF)
 DOTEI, Octavio 1999 (RHP)
 DOZIER, D.J. 1992 (OF)
 DRAKE, Sammy 1962 (2B)
 DRAPER, Mike 1993 (RHP)
 DUDA, Lucas 2010-2017 (1B)
 DUNCAN, Jeff 2003-2004 (OF)
 DUNSTON, Shawn 1999 (OF)
 DWYER, Jim 1976 (OF)
 DYER, Duffy 1968-1974 (C)
 DYKSTRA, Lenny 1985-1989 (OF)

E (20)

EASLEY, Damion 2007-2008 (IF/OF)
 EDENS, Tom 1987 (RHP)
 EDGIN, Josh 2012-2017 (LHP)
 EGBERT, Jack 2012 (RHP)
 EILERS, Dave 1965-1966 (RHP)
 ELLIOT, Larry 1964, 1966 (OF)
 ELLIS, Dock 1979 (RHP)
 ELSTER, Kevin 1986-1992 (SS)
 EMAUS, Brad 2011 (IF)
 ERICKSON, Scott 2004 (RHP)
 ESCOBAR, Alex 2001 (OF)
 ESPINOSA, Nino 1974-1978 (RHP)
 ESPINOZA, Alvaro 1996 (IF)
 ESTES, Shawn 2002 (LHP)
 ESTRADA, Chuck 1967 (RHP)
 ESTRADA, Francisco 1971 (C)

EVANS, Nick 2008-2011 (OF)
 EVANS, PhilIP 2017-2018 (INF)
 EVELAND, Dana 2014 (LHP)
 EVERETT, Carl 1995-1997 (OF)

F (40)

FABREGAS, Jorge 1998 (C)
 FALCONE, Pete 1979-1982 (LHP)
FAMILIA, JEURYS 2012- (RHP)
 FARNSWORTH, Kyle 2014 (RHP)
 FELICIANO, Jesus 2010 (OF)
 FELICIANO, Pedro 2002-04, 2006-10, 2013 (LHP)
 FERNANDEZ, Chico 1963 (SS)
 FERNANDEZ, Sid 1984-1993 (LHP)
 FERNANDEZ, Tony 1993 (IF)
 FERRER, Sergio 1978-1979 (IF)
 FIGUEROA, Nelson 2008-09 (RHP)
 FILER, Tom 1992 (RHP)
 FISHER, Jack 1964-1967 (RHP)
 FITZGERALD, Mike 1983-1984 (C)
 FITZMAURICE, Shaun 1966 (OF)
FLEXEN, CHRIS 2017- (RHP)
 FLORENCE, Don 1995 (LHP)
 FLORES, Gil 1978-1979 (OF)
 FLORES, Wilmer 2013-2018 (IF)
 FLOYD, Cliff 2003-2006 (OF)
 FLYNN, Doug 1977-1981 (IF)
 FOLI, Tim 1970-71, 1978-79 (IF)
 FOLKERS, Rich 1970 (LHP)
 FORDYCE, Brook 1995 (C)
 FORTUNATO, Bartolome 2004-06 (RHP)
 FOSS, Larry 1962 (RHP)
 FOSSUM, Casey 2009 (LHP)
 FOSTER, George 1982-1986 (OF)
 FOSTER, Leo 1976-1977 (IF)
 FOY, Joe 1970 (3B)
 FRANCISCO, Frank 2012-13 (RHP)
 FRANCO, John 1990-2004 (LHP)
 FRANCO, Julio 2006-2007 (IF)
 FRANCO, Matt 1996-2000 (IF)
 FRANCOEUR, Jeff 2009-2010 (OF)
FRAZIER, TODD 2018- (IF)
 FREGOSI, Jim 1972-1973 (3B)
 FRIEND, Bob 1966 (RHP)
 FRISELLA, Danny 1967-1972 (RHP)
 FYHRIE, Mike 1996 (RHP)

G (61)

GAFF, Brent 1982-1984 (RHP)
GAGNON, DREW 2018- (RHP)
 GALLAGHER, Bob 1975 (OF)
 GALLAGHER, Dave 1992-1993 (OF)
 GARCIA, Danny 2003-2004 (IF)
 GARCIA, Karim 2004 (OF)
 GARDENHIRE, Ron 1981-1985 (SS)
 GARDNER, Jeff 1991 (IF)
 GARDNER, Rob 1965-1966 (LHP)
 GARDNER, Wes 1984-1985 (RHP)
 GARRETT, Wayne 1969-1976 (3B)
 GASPAS, Rod 1969-1970 (OF)
 GEE, Dillon 2010-2015 (RHP)
 GENTRY, Gary 1969-1972 (RHP)
 GERMAN, Gonzalez 2013-2014 (RHP)
 GIBBONS, John 1984, 1986-87 (C)
 GIBSON, Bob 1987 (RHP)



Donn Clendenon

GIBSON, Paul 1992-1993 (LHP)
 GILBERT, Shawn 1997-1998 (IF)
 GILES, Brian 1981-1983 (IF)
 GILKEY, Bernard 1996-1998 (OF)
 GILMARTIN, Sean 2015-2017 (LHP)
 GINSBERG, Joe 1962 (C)
 GINTER, Matt 2004 (RHP)
 GLAVINE, Mike 2003 (IF)
 GLAVINE, Tom 2003-2007 (LHP)
 GLYNN, Ed 1979-1980 (LHP)
 GOEDDEL, Erik 2014-2017 (RHP)
 GOMEZ, Carlos 2007 (OF)
 GONDER, Jesse 1963-1965 (C)
 GONZÁLEZ, Adrián 2018 (IF)
 GONZALEZ, Dicky 2001-2002 (RHP)
 GONZALEZ, Jeremi 2006 (RHP)
 GONZALEZ, Raul 2002-2003 (OF)
 GOODEN, Dwight 1984-1994 (RHP)
 GOOSSEN, Greg 1965-1968 (C)
 GORMAN, Tom 1982-1985 (LHP)
 GOSGER, Jim 1969, 1973-74 (OF)
 GOTAY, Ruben 2007 (IF)
 GOZZO, Mauro 1993-1994 (RHP)
 GRAHAM, Bill 1967 (RHP)
 GRAHAM, Wayne 1964 (3B)
 GRANDERSON, Curtis 2014-2017 (OF)
 GRAVES, Danny 2005 (RHP)
 GREEN, Andy 2009 (IF)
 GREEN, Dallas 1966 (RHP)
 GREEN, Pumpsie 1963 (3B)
 GREEN, Sean 2009 (RHP)
 GREEN, Shawn 2006-2007 (1B/OF)
 GREENE, Charlie, 1996 (C)
 GREER, Kenny 1993 (RHP)
 GRIEVE, Tom 1978 (OF)
 GRIFFITHS, Jeremy 2003-2004 (RHP)
 GROTE, Jerry 1966-1977 (C)
 GRZENDA, Joe 1967 (LHP)
GSELLMAN, ROBERT 2016- (RHP)
 GUETTERMAN, Lee 1992 (LHP)
GUILLORME, LUIS 2018- (IF)
 GUNDERSON, Eric 1994-1995 (LHP)
 GUTHRIE, Mark 2002 (LHP)
 GUTIERREZ, Ricky 2004 (IF)

H (84)

HAHN, Don 1971-1974 (OF)
 HAIRSTON, Scott 2011-2012 (OF)
 HALL, Tom 1975-1976 (LHP)
 HALTER, Shane 1999 (IF)
 HAMILTON, Darryl 1999-2001 (OF)
 HAMILTON, Jack 1966-1967 (RHP)
 HAMPSON, Justin, 2012 (LHP)
 HAMPTON, Ike 1974 (C)
 HAMPTON, Mike 2000 (LHP)
 HAMULACK, Tim 2005 (LHP)
 HANEY, Todd 1998 (IF)
HANHOLD, ERIC 2018- (RHP)
 HARANG, Aaron 2013 (RHP)
 HARDTKE, Jason 1996-1997 (IF)
 HARE, Shawn 1994 (OF)
 HARKNESS, Tim 1963-1964 (1B)
 HARNISCH, Pete 1995-1997 (RHP)
 HARRELSON, Bud 1965-1977 (SS)
 HARRIS, Greg 1981 (RHP)
 HARRIS, Willie 2011 (OF)
 HARRIS, Lenny 1998, 2000-2001 (IF)

HARTS, Greg 1973 (PH)
 HARVEY, Matt 2012-2018 (RHP)
 HASSLER, Andy 1979 (LHP)
 HAUSMAN, Tom 1978-1982 (RHP)
 HAWKINS, LaTroy 2013 (RHP)
 HEARN, Ed 1986 (C)
 HEBNER, Richie 1979 (3B)
 HEEP, Danny 1983-1986 (OF)
 HEFNER, Jeremy 2012-2013 (RHP)
 HEIDEMANN, Jack 1975-1976 (IF)
 HEILMAN, Aaron 2003-2008 (RHP)
 HEISE, Bob 1967-1969 (IF)
 HENDERSON, Jim 2016 (RHP)
 HENDERSON, Ken 1978 (OF)
 HENDERSON, Rickey 1999-00 (OF)
 HENDERSON, Steve 1977-1980 (OF)
 HENDLEY, Bob 1967 (LHP)
 HENN, Sean 2013 (LHP)
 HENNIGAN, Phil 1973 (RHP)
 HENRY, Doug 1995-1996 (RHP)
 HEPLER, Bill 1966 (LHP)
 HERBEL, Ron 1970 (RHP)
 HEREDIA, Felix 2005 (LHP)
 HERNANDEZ, Anderson 2005-07, 2009 (IF)
 HERNANDEZ, Keith 1983-1989 (1B)
 HERNANDEZ, Livan 2009 (RHP)
 HERNANDEZ, Luis 2010 (IF)
 HERNANDEZ, Manny 1989 (RHP)
 HERNANDEZ, Orlando 2006-08 (RHP)
 HERNANDEZ, Roberto 2005-06 (RHP)
 HERR, Tom 1990-1991 (2B)
 HERRERA, Daniel 2011-2012 (LHP)
 HERRERA, Dilson 2014-2015 (IF)
 HERRSCHER, Rick 1962 (IF)
 HERSHISER, Orel 1999 (RHP)
 HESSMAN, Mike 2010 (IF)
 HICKMAN, Jim 1962-1966 (OF)
 HICKS, Joe 1963 (OF)
 HIDALGO, Richard 2004 (OF)
 HIETPAS, Joe 2004 (C)
 HILLER, Chuck 1965-1967 (IF)
 HILLMAN, Dave 1962 (RHP)
 HILLMAN, Eric 1992-1994 (LHP)
 HINCHLIFFE, Brett 2001 (RHP)
 HINSLEY, Jerry 1964, 1967 (RHP)
 HODGES, Gil 1962-1963 (1B)
 HODGES, Ron 1973-1984 (C)
 HOLMAN, Scott 1980, 1982-83 (RHP)
 HOOK, Jay 1962-1964 (RHP)
 HOUSIE, Wayne 1993 (OF)



Todd Hundley

HOWARD, Mike 1981-1983 (OF)
 HOWELL, Pat 1992 (OF)
 HU, Chin-lung 2011 (IF)
 HUDEK, John 1998 (P)
 HUDSON, Jesse 1969 (LHP)
 HUGHES, Keith 1990 (OF)
 HUMBER, Philip 2006-2007 (RHP)
 HUNDLEY, Todd 1990-1998 (C)
 HUNT, Ron 1963-1966 (2B)
 HUNTER, Willard 1962, 1964 (LHP)
 HURDLE, Clint 1983, 1985, 1987 (C)
 HURST, Jonathan 1994 (RHP)
 HUSKEY, Butch 1993, 1995-98 (OF)

I (4)

IGARASHI, Ryota 2010 2011 (RHP)
 INNIS, Jeff 1987-1993 (RHP)
 ISHII, Kazuhisa 2005 (LHP)
 ISRINGHAUSEN, Jason 95-99, 11 (RHP)

J (28)

JACKSON, Al 1962-65, 68-69 (LHP)
 JACKSON, Austin 2018 (OF)
 JACKSON, Darrin 1993 (OF)
 JACKSON, Roy Lee 1977-1980 (RHP)
 JACOBS, Mike 2005, 2010 (IF)
 JACOME, Jason 1994-1995 (LHP)
 JEFFERIES, Gregg 1987-1991 (IF)
 JEFFERSON, Stanley 1986 (OF)
 JELIC, Chris 1990 (C)
 JOHNSON, Ben 2007 (OF)
 JOHNSON, Bob D. 1969 (RHP)
 JOHNSON, Bob W. 1967 (IF)
 JOHNSON, Howard 1985-1993 (IF)
 JOHNSON, Kelly 2015-2016 (IF)
 JOHNSON, Lance 1996-1997 (OF)
 JOHNSON, Mark, 2000-2001 (IF)
 JOHNSON, Rob 2012 (C)
 JONES, Barry 1992 (RHP)
 JONES, Bobby J. 1993-2000 (RHP)
 JONES, Bobby M. 2000-2002 (LHP)
 JONES, Chris 1995-1996 (OF)
 JONES, Cleon 1963, 1965-75 (OF)
 JONES, Randy 1981-1982 (LHP)
 JONES, Ross 1984 (SS)
 JONES, Sherman 1962 (RHP)
 JORDAN, Ricardo 1997 (LHP)
 JORGENSEN, Mike 68, 70-71, 80, 83 (1B)
 JULIO, Jorge 2006 (RHP)

K (24)

KACZMARSKI, KEVIN 2018- (OF)
 KAISER, Jeff 1993 (LHP)
 KANEHL, Rod 1962-1964 (IF)
 KASHIWADA, Takashi 1997 (LHP)
 KELLY, Ty 2016-2018 (IF)
 KENT, Jeff 1992-1996 (IF)
 KEPPIINGER, Jeff 2004-2005 (IF)
 KINGMAN, Dave 75-77, 81-83 (IF/OF)
 KINKADE, Mike 1998-2000 (IF)
 KIRBY, Wayne 1998 (OF)
 KLAUS, Bobby 1964-65 (IF)
 KLEVEN, Jay 1976 (C)
 KLIMCHOCK, Lou 1966 (PH)
 KNIGHT, Brandon 2008 (RHP)

KNIGHT, Ray 1984-86 (3B)
 KOBEL, Kevin 1978-80 (LHP)
 KOLB, Gary 1965 (OF)
 KOMIYAMA, Satoru 2002 (RHP)
 KOO, Dae-Sung 2005 (LHP)
 KOONCE, Cal 1967-70 (RHP)
 KOOSMAN, Jerry 1967-78 (LHP)
 KRANEPOOL, Ed 1962-79 (1B)
 KUNZ, Gary 1964-65 (RHP)
 KUNZ, Eddie 2008 (RHP)

L (45)

LABINE, Clem 1962 (RHP)
 LAFFEY, Aaron 2013 (RHP)
LAGARES, JUAN 2013- (OF)
 LAMABE, Jack 1967 (RHP)
 LAMB, David 2000 (IF)
 LANDRITH, Hobie 1962 (C)
 LANDRUM, Ced 1993 (OF)
 LANNAN, John 2014 (LHP)
 LARY, Frank 1964-1965 (RHP)
 LATHAM, Bill 1985 (LHP)
 LAWRENCE, Brian 2007 (RHP)
 LAWTON, Matt 2001 (OF)
 LEACH, Terry 1981-82, 85-89 (RHP)
 LEATHERSICH, JACK 2015 (LHP)
 LEARY, Tim 1981, 1983-1984 (RHP)
 LEDEE, Ricky 2006-2007 (OF)
 LEDESMA, Aaron 1995 (IF)
 LEITER, Al 1998-2004 (LHP)
 LEWIS, Fred 2012 (OF)
 LEWIS, Johnny 1965-1967 (OF)
 LIDDELL, Dave 1990 (C)
 LIDLE, Cory 1997 (RHP)
 LIMA, Jose 2006 (RHP)
 LINDEMAN, Jim 1994 (OF/1B)
 LINTON, Doug 1994 (RHP)
 LINZ, Phil 1967-1968 (2B)
 LITTLE, Mark 2002 (OF)
 LLOYD, Graeme 2003 (LHP)
 LOBATON, Jose 2018 (C)
 LOCKE, Ron 1964 (LHP)
 LOCKWOOD, Skip 1975-1979 (RHP)
 Lo DUCA, Paul 2006-2007 (C)
 LOLICH, Mickey 1976 (LHP)
 LONEY, James 2016 (IF)
 LOMBARDI, Phil 1989-1990 (C)
 LOMON, Kevin 1995 (RHP)
 LONG, Terrence 1998-1999 (OF)
 LOOPER, Braden 2004-2005 (RHP)
 LOPEZ, Luis 1997-1999 (IF)
LUGO, SETH 2016- (RHP)
 LUPLOW, Al 1966-1967 (OF)
 LUTZ, Zach 2012-2013 (IF)
 LYNCH, Ed 1980-1986 (RHP)
 LYON, Brandon 2013 (OF)
 LYONS, Barry 1986-1990 (C)

M (109)

MacDONALD, Bob 1996 (LHP)
 MacKENZIE, Ken 1962-1963 (LHP)
 MACHADO, Julio 1989-1990 (RHP)
 MADDOX, Elliott 1978-1980 (OF)
 MADDOX, Mike 1993-1994 (RHP)
 MAGADAN, Dave 1986-1992 (IF)
 MAHOMES, Pat 1999-2000 (RHP)

MAINE, John 2006-2010 (RHP)
 MANGUAL, Pepe 1976-1977 (OF)
 MANKOWSKI, Phil 1980, 1982 (3B)
 MANN, Jim 2000 (RHP)
 MANTILLA, Felix 1962 (IF)
 MANUEL, Barry 1997 (RHP)
 MANZANILLO, Josias 93-95, 98-99 (RHP)
 MARCUM, Shaun 2013 (RHP)
 MARRERO, Eli 2006 (C)
 MARSHALL, Dave 1970-1972 (OF)
 MARSHALL, Jim 1962 (1B)
 MARSHALL, Mike 1981 (RHP)
 MARSHALL, Mike A. 1990 (OF)
 MARTIN, J.C. 1968-1969 (C)
 MARTIN, Jerry 1984 (OF)
 MARTIN, Tom 2001 (LHP)
 MARTINEZ, Fernando 2009-11 (OF)
 MARTINEZ, Pedro A. 1996 (LHP)
 MARTINEZ, Pedro J. 2005-08 (RHP)
 MARTINEZ, Ramon 2008-2009 (IF)
 MARTINEZ, Teddy 1970-1974 (IF)
 MASON, Roger 1994 (RHP)
 MATLACK, Jon 1971-1977 (LHP)
 MATSUI, Kazuo 2004-2006 (IF)
 MATSUZAKA, Daisuke 2013-2014 (RHP)
 MATTHEWS JR., Gary 2002, 2010 (OF)
 MATTHEWS, Mike 2005 (LHP)

MATZ, STEVEN 2015- (LHP)

MAY, Jerry 1973 (C)
 MAYBERRY, John 2015 (OF)
 MAYNE, Brent 1996 (C)
 MAYS, Willie 1972-1973 (OF)
 MAZZILLI, Lee 1976-81, 86-89 (OF)
 McANDREW, Jim 1968-1973 (RHP)
 McCLURE, Bob 1988 (LHP)
 McCRAY, Rodney 1992 (OF)
 McDANIEL, Terry 1991 (OF)
 McDOWELL, Roger 1985-1989 (RHP)
 McELROY, Chuck 1999 (LHP)
 McEWING, Joe 2000-2004 (IF/OF)
 McGOWAN, KEVIN 2017 (RHP)
 McGRAW, Tug 1965-67, 69-74 (LHP)
 McGUIRE, Ryan 2000 (OF)
 McHUGH, Collin 2012-2013 (RHP)
 McKNIGHT, Jeff 1989, 1992-94 (IF)
 McMICHAEL, Greg 1997-1999 (RHP)
 McMILLAN, Roy 1964-1966 (IF)
McNEIL, JEFF 2018- (IF)
 McRAE, Brian 1997-1999 (OF)
 McREYNOLDS, Kevin 87-91, 94 (OF)
 MEDICH, George 1977 (RHP)
 MEJIA, Jentry 2010-2015 (RHP)
 MENDOZA, Carlos 1997 (OF)
 MERCADO, Orlando 1990 (C)
 MESORACO, Devin 2018 (C)
 METZGER, Butch 1978 (RHP)
 MIDDLEBROOK, Jason 2002 (RHP)
 MIENTKIEWICZ, Doug 2005 (IF)
 MILLAN, Felix 1973-1977 (2B)
 MILLEDGE, Lastings 2006-2007 (OF)
 MILLER, Bob G. 1962 (LHP)
 MILLER, Bob L. 1962, 1973-74 (RHP)
 MILLER, Dyar 1980-1981 (RHP)
 MILLER, Keith 1987-1991 (IF/OF)
 MILLER, Larry 1965-1966 (LHP)
 MILLIARD, Ralph 1998 (IF)
 MILLIGAN, Randy 1987 (OF)
 MILNER, John 1971-1977 (OF)

MILONE, Tommy 2017 (LHP)
 MINOR, Blas 1995-1996 (RHP)
 MISCH, Pat 2009-2011 (LHP)
 MITCHELL, John 1986-1989 (RHP)
 MITCHELL, Kevin 1984, 1986 (OF)
 MIZELL, Wilmer 1962 (LHP)
 MLICKI, Dave 1995-1998 (RHP)
 MOFORD, Herb 1962 (RHP)
 MOLINA, Gustavo 2008 (C)
 MONELL, Johnny 2015 (C)
 MONTANEZ, Willie 1978-1979 (1B)
 MONTERO, Rafael 2014-2018 (RHP)
 MOOCK, Joe 1967 (3B)
 MOORE, Tommy 1972-1973 (RHP)
 MOORHEAD, Bob 1962, 1965 (RHP)
 MORA, Melvin 1999-2000 (OF)
 MORALES, Jerry 1980 (OF)
 MORAN, Al 1963-1964 (IF)
 MORENO, Jose 1980 (IF)
 MORENO, Orber 2003-2004 (RHP)
 MORGAN, Kevin 1997 (IF)
 MORRIS, Akeel 2015 (RHP)
 MOTA, Guillermo 2006-2007 (RHP)
 MUNIZ, Carlos 2007-2008 (RHP)
 MUNO, Danny 2015 (IF)
 MURPHY, Bill 1966 (OF)
 MURPHY, Daniel 2008-2015 (IF)
 MURRAY, Dan 1999 (RHP)
 MURRAY, Dale 1978-1979 (RHP)
 MURRAY, Eddie 1992-1993 (IF)
 MUSGRAVES, Dennis 1965 (RHP)
 MUSSELMAN, Jeff 1989-1990 (LHP)
 MYERS, Randy 1985-1989 (LHP)
 MYRICK, Bob 1976-1978 (LHP)

N (21)

NADY, Xavier 2006 (OF)
 NAPOLEON, Dan 1965-1966 (OF)
 NAVARRO, Tito 1993 (IF)
 NEAL, Charlie 1962-1963 (IF)
 NEWMAN, David 2007 (OF)
 NICKES, Mike 2010-2012 (C)
NIDO, TOMÁS 2017- (C)
 NIEMANN, Randy 1985-1986 (LHP)
 NIESE, Jonathon 2008-2016 (LHP)
 NIEUWENHUIS, Kirk 2012-2015 (OF)
 NIEVE, Fernando 2009-2010 (RHP)
NIMMO, BRANDON 2016- (OF)
 NITKOWSKI, CJ 2001 (LHP)
 NIXON, Trot 2008 (OF)
 NOBOA, Junior 1992 (IF)
 NOLAN, Joe 1972 (C)
 NOMO, Hideo 1998-1999 (RHP)
 NORMAN, Dan 1977-1980 (OF)
 NUNEZ, Abraham 2008 (IF)
 NUNEZ, Edwin 1988 (RHP)
 NUNNALLY, Jon 2000 (OF)

O (22)

O'BRIEN, Charlie 1990-1993 (C)
 O'FLAHERTY, Eric 2015 (LHP)
 O'CONNOR, Mike 2011 (LHP)
 O'DAY, Darren 2009 (RHP)
 O'MALLEY, Tom 1989-1990 (IF)
 OCHOA, Alex 1995-1997 (OF)
 OFFERMAN, Jose 2005 (IF)

OJEDA, Bob 1986-1990 (LHP)
 OLIVERUD, John 1997-1999 (IF)
 OLIVER, Darren 2006 (LHP)
 OLSON, Garrett 2012 (LHP)
 OQUENDO, Jose 1983-1984 (IF)
 ORDONEZ, Rey 1996-2002 (IF)
 OROSCO, Jesse 1979, 81-87 (LHP)
 ORSULAK, Joe 1993-1995 (OF)
 RHTZ, Junior 1981-1983 (C)
 OSTROSSER, Brian 1973 (SS)
OSWALT, COREY 2018- (RHP)
 OTERO, Ricky 1995 (OF)
 OTIS, Amos 1967, 1969 (OF)
 OWENS, Henry 2006 (RHP)
 OWNBEY, Rick 1982-1983 (RHP)

P (42)

PACELLA, John 1977, 1979-80 (RHP)
 PACIOREK, Tom 1985 (OF)
 PADILLA, Juan 2005-2008 (RHP)
 PAGAN, Angel 2008-2011 (OF)
 PAQUETTE, Craig 1998 (IF)
 PARK, Chan Ho 2007 (RHP)
 PARKER, Harry 1973-1975 (RHP)
 PARKER, Rick 1994 (OF)
 PARNELL, Bobby 2008-2015 (RHP)
 PARRA, Jose 2004 (RHP)
 PASCUCCI, Valentino 2011 (OF)
 PARSONS, Tom 1964-1965 (RHP)
 PAULINO, Ronny 2011 (C)
 PAYTON, Jay 1998-2002 (OF)
 PECOTA, Bill 1992 (IF)
 PEDRIQUE, Al 1987 (IF)
 PELFREY, Mike 2006-2012 (RHP)
 PEMBERTON, Brock 1974-1975 (1B)
 PENA, Alejandro 1990-1991 (RHP)
 PEREZ, Timo 2000-2003 (OF)
 PEREZ, Oliver 2006-2010 (LHP)
 PEREZ, Yorkis 1997 (LHP)
 PERSON, Robert 1995-1996 (RHP)
 PETAGINE, Roberto 1996-1997 (1B)
PETERSON, TIM 2018- (RHP)
 PFEIL, Bob 1969 (3B)
 PHILLIPS, Andy 2008 (IF)
 PHILLIPS, Tony 1998 (OF)
 PHILLIPS, Jason 2001-2004 (C)
 PHILLIPS, Mike 1975-1977 (IF)
 PIAZZA, Mike 1998-2005 (C)
 PIERSALL, Jim 1963 (OF)
 PIGNATANO, Joe 1962 (C)
 PILL, Tyler 2017 (RHP)
PLAWECKI, KEVIN 2015- (C)
 POWELL, Grover 1963 (LHP)
 PRATT, Todd 1997-2001 (C)
 PRIDIE, Jason 2011 (OF)
 PUIG, Rich 1981 (IF)
 PULEO, Charlie 1981-1982 (RHP)
 PULSIPHER, Bill 1995-98, 2000 (LHP)
 PUTZ, J.J. 2009 (RHP)

Q (1)

QUINTANILLA, Omar 2012-2014 (IF)

R (59)

RAJSICH, Gary 1982-1983 (1B)

RAMIREZ, Elvin 2012 (RHP)
 RAMIREZ, Mario 1980 (IF)
 RAMIREZ, Neil 2017 (RHP)
 RAMIREZ, Ramon 2012 (RHP)
 RAMOS, A.J. 2017-2018 (RHP)
 RANDLE, Lenny 1977-1978 (IF)
 RANDOLPH, Willie 1992 (IF)
 RAUCH, Bob 1972 (RHP)
 RAUCH, Jon 2012 (RHP)
 REARDON, Jeff 1979-1981 (RHP)
 RECKER, Anthony 2013-2015 (C)
 REDDING, Tim 2009 (RHP)
 REDMAN, Prentice 2003 (OF)
 REED, Addison 2015-2017 (RHP)
 REED, Darren 1990 (OF)
 REED, Jeremy 2009 (OF)
 REED, Steve 2002 (RHP)
 REED, Rick 1997-2001 (RHP)
 REINHEIMER, Jack 2018 (IF)
 RELAFORD, Desi 2001 (IF)
 REMLINGER, Mike 1994-1995 (LHP)
 RENIFF, Hal 1967 (RHP)
 REYES, Argenis 2008 (IF)
 REYES, José 2003-2011, 2016-2018 (IF)
 REYNOLDS, Matt 2016-2017 (IF)
 REYNOLDS, Ronn 1982-83, 1985 (C)
 REYNOLDS, Tom 1967 (OF)
 REYNOSO, Armando 1997-98 (RHP)
RHAME, JACOB 2017- (RHP)
 RIBANT, Dennis 1964-1966 (RHP)
 RICHARDSON, Gordon 1965-66 (LHP)
 RIGGAN, Jerrod 2000-2001 (RHP)
 RICE, Scott 2013-2014 (LHP)
 RINCON, Ricardo 2008 (LHP)
 RING, Royce 2005-2006 (LHP)
 RIVERA, Luis 1994 (IF)
 RIVERA, René 2016-2017 (C)
RIVERA, T.J. 2016- (IF)
 ROACH, Jason 2003 (RHP)
 ROBERSON, Kevin 1996 (OF)
 ROBERTS, Dave 1981 (LHP)
 ROBERTS, Grant 2000-2004 (RHP)
 ROBLES, Hansel 2015-2018 (RHP)
 RODRIGUEZ, Francisco 2009-11 (RHP)
 RODRIGUEZ, Rich 2000 (LHP)
 ROGERS, Kenny 1999 (LHP)
 ROHR, Les 1967-1969 (LHP)
 ROJAS, Mel 1997-1998 (RHP)
 ROSADO, Luis 1977, 1980 (1B)
ROSARIO, AMED 2017- (IF)
 ROSE, Brian 2001 (RHP)
 ROSE, Don 1971 (RHP)
 ROTTINO, Vinny 2012 (C)
 ROWE, Don 1963 (LHP)
 RUGGIANO, Justin 2016 (OF)
 RUSCH, Glendon 1999-2001 (LHP)
 RUSTECK, Dick 1966 (LHP)
 RYAN, Nolan 1966, 1968-71 (RHP)

S (104)

SABERHAGEN, Bret 1992-95 (RHP)
 SADECKI, Ray 1970-74, 1977 (LHP)
 SALAS, Fernando 2016-2017 (RHP)
 SAMBITO, Joe 1985 (LHP)
 SAMUEL, Amado 1964 (IF)
 SAMUEL, Juan 1989 (IF)
 SANCHEZ, Duaner 2006-2008 (RHP)



Rusty Staub

SANCHEZ, Rey 2003 (IF)
 SANDERS, Ken 1975-1976 (RHP)
 SANTANA, Johan 2008-2013 (LHP)
 SANTANA, Rafael 1984-1987 (SS)
 SANTIAGO, Jose 2005 (RHP)
 SANTOS, Omir 2009 (C)
 SASSER, Mackey 1988-1992 (C)
 SATIN, Josh 2011-2014 (IF)
 SAUNDERS, Doug 1993 (IF)
 SAUVEUR, Rich 1991 (LHP)
 SCARCE, Mac 1975 (LHP)
 SCHAFFER, Jim 1965 (C)
 SCHATZEDER, Dan 1990 (LHP)
 SCHIRALDI, Calvin 1984-1985 (RHP)
 SCHMELZ, Al 1967 (RHP)
 SCHNECK, Dave 1972-1974 (OF)
 SCHNEIDER, Brian 2008-2009 (C)
 SCHOENEWEIS, Scott 2007-08 (LHP)
 SCHOFIELD, Dick 1992 (SS)
 SCHOUREK, Pete 1991-1994 (LHP)
 SCHREIBER, Ted 1963 (IF)
 SCHULZE, Don 1987 (RHP)
 SCHWINDEN, Chris 2011-12 (RHP)
 SCOTT, Mike 1979-1982 (RHP)
 SCUTARO, Marco 2002-2003 (IF)
 SEARAGE, Ray 1981 (LHP)
 SEAVER, Tom 1967-77, 1983 (RHP)
 SEGUI, David 1994-1995 (1B)
 SELE, Aaron 2007 (RHP)
 SELMA, Dick 1965-1968 (RHP)
 SEMINARA, Frank 1994 (RHP)
 SEO, Jae 2002-2005 (RHP)
SEWALD, PAUL 2017- (RHP)
 SHAMSKY, Art 1968-1971 (OF)
 SHAW, Bob 1966-1967 (RHP)
 SHAW, Don 1967-1968 (LHP)
 SHEFFIELD, Gary 2009 (OF)
 SHERRY, Norm 1963 (C)
 SHINJO, Tsuyoshi 2001, 2003 (OF)
 SHIPLEY, Craig 1989 (IF)
 SHIRLEY, Bart 1967 (2B)
 SHOPPACH, Kelly 2012 (C)
 SHORT, Bill 1968 (LHP)
 SIEBERT, Paul 1977-1978 (LHP)
 SIMONS, Doug 1991 (LHP)
 SINGLETON, Ken 1970-1971 (OF)
 SISK, Doug 1982-1987 (RHP)
 SMITH, Bobby Gene 1962 (OF)
 SMITH, Charley 1964-1965 (3B)
 SMITH, Dick 1963-1964 (OF)
SMITH, DOMINIC 2017- (IF)

SMITH, DREW 2018- (RHP)

SMITH, Joe 2007-2008 (RHP)
 SMITH, Pete 1994 (RHP)
 SMOKER, Josh 2016-2017 (LHP)
 SNEAD, Esix 2002-2003 (OF)
 SNIDER, Duke 1963 (OF)
 SPAHN, Warren 1965 (LHP)
 SOLER, Alay 2006 (RHP)
 SOSA, Jorge 2007-2008 (RHP)
 SPEHR, Tim 1998 (C)
 SPENCER, Shane 2004 (OF)
 SPIERS, Bill 1995 (IF)
 SPRINGER, Steve 1992 (IF)
 SPRINGER, Dennis 2000 (RHP)
 STAHL, Larry 1967-1968 (OF)
 STAIGER, Roy 1975-1977 (3B)
 STALLARD, Tracy 1963-1964 (RHP)
 STANTON, Leroy 1970-1971 (OF)
 STANTON, Mike 2003-2004 (LHP)
 STAUFFER, Tim 2015 (RHP)
 STAUB, Rusty 1972-75, 81-85 (OF)
 STEARNS, John 1975-1984 (C)
 STEPHENSON, John 1964-1966 (C)
 STERLING, Randy 1974 (RHP)
 STINNETT, Kelly 1994-95, 2006 (C)
 STINSON, JOSH 2011 (RHP)
 STOKES, Brian 2008-2009 (RHP)
 STONE, George 1973-1976 (LHP)
 STONER, Tobi 2009-2010 (RHP)
 STRANGE, Pat 2002-2003 (RHP)
 STRAWBERRY, Darryl 1983-90 (OF)
 STRICKLAND, Scott 2002-2004 (RHP)
 STROHMAYER, John 1973-74 (RHP)
 STROM, Brent 1972 (LHP)
 STUART, Dick 1966 (1B)
 STURDIVANT, Tom 1964 (RHP)
 SUDAKIS, Bill 1972 (C)
 SULLIVAN, Cory 2009 (OF)
 SULLIVAN, John 1967 (C)
 SUTHERLAND, Darrell 1964-1966 (RHP)
 SWAN, Craig 1973-1984 (RHP)
 SWARZAK, Anthony 2018 (RHP)
 SWITZER, Jon 2009 (LHP)
 SWEET, Rick 1982 (C)
 SWOBODA, Ron 1965-1970 (OF)

SYNDERGAARD, NOAH 2015- (RHP)**T** (54)

TABLER, Pat 1990 (OF)
 TAJERON, Travis 2017 (OF)
 TAKAHASHI, Hisanori 2010 (LHP)
 TAKAHASHI, Ken 2009 (LHP)
 TAKATSU, Shingo 2005 (RHP)
 TAM, Jeff 1998-1999 (RHP)
 TANANA, Frank 1993 (LHP)
 TAPANI, Kevin 1989 (RHP)
 TARASCO, Tony 2002 (OF)
 TATE, Randy 1975 (RHP)
 TATIS, Fernando 2008-2010 (OF)
 TATUM, Jim 1998 (OF)
 TAVERAS, Frank 1979-1981 (SS)
 TAYLOR, Billy 1999 (LHP)
 TAYLOR, Hawk 1964-1967 (C)
 TAYLOR, Chuck 1972 (RHP)
 TAYLOR, Ron 1967-1971 (RHP)
 TAYLOR, Sammy 1962-1963 (C)
 TEAGARDEN, Taylor 2014 (C)

TEJADA, Ruben 2010-2015 (IF)
 TELGHEIDER, Dave 1993-1995 (RHP)
 TEMPLETON, Garry 1991 (IF)
 TERRELL, Walt 1982-1984 (RHP)
 TERRY, Ralph 1966-1967 (RHP)
 TEUFEL, Tim 1986-1991 (IF)
 THAYER, Dale 2011 (RHP)
 THEODORE, George 1973-74 (OF)
 THOLE, Josh 2009-2012 (C)
 THOMAS, Frank 1962-1964 (OF)
 THOMPSON, Ryan 1992-1996 (OF)
 THOMSON, John 2002 (RHP)
 THORNTON, Lou 1989-1990 (OF)
 THRONEBERRY, Marv 1962-63 (1B)
 THURMAN, Gary 1997 (OF)
 THURMAN, Dick 1984 (RHP)
 TILLMAN, Rusty 1982 (OF)
 TOCA, Jorge 1999 (OF)
 TODD, Jackson 1977 (RHP)
 TOMBERLIN, Andy 1996-1997 (OF)
 TORRE, Joe 1975-1977 (IF)
 TORRES, Andres 2012 (OF)
 TORRES, Alex 2015 (LHP)
 TORRES, Carlos 2013-2015 (RHP)
 TORREZ, Mike 1983-1984 (RHP)
 TORVE, Kelvin 1990-1991 (1B)
 TOVAR, Wilfredo 2013-2014 (IF)
 TRACHSEL, Steve 2001-2006 (RHP)
 TRAMMELL, Bubba 2000 (OF)
 TRIVINO, Alex 1978-1981, 1990 (C)
 TRLICEK, Rick 1996; 1997-98 (RHP)
 TUCKER, Michael 2006 (OF)
 TURNER, Justin 2010-2013 (IF)
 TWITCHELL, Wayne 1979 (RHP)
 TYNER, Jason 2000 (OF)

U (3)

UNSER, Del 1975-1976 (OF)
 URDANETA, Lino 2007 (RHP)
 URIBE, Juan 2015 (IF)

V (22)

VAIL, Mike 1975-1977 (OF)
 VALDES, Raul 2010 (LHP)
 VALDESPIN, Jordany 2012-13 (IF)
 VALDEZ, Wilson 2009 (IF)
 VALENT, Eric 2004-2005 (OF)
 VALENTIN, John 2002 (IF)
 VALENTIN, José 2006-2008 (IF)
 VALENTINE, Bobby 1977-1978 (2B)
 VALENTINE, Ellis 1981-1982 (OF)
 VALERA, Julio 1990-1991 (RHP)
 VALVERDE, José 2014 (RHP)
 VARGAS, Claudio 2008 (RHP)
VARGAS, JASON 2007-2008, 2018- (LHP)
 VAUGHN, Mo 2002-2003 (1B)
 VELANDIA, Jorge 2000-2003 (IF)
 VENTURA, Robin 1999-2001 (IF)
 VERRETT, Logan 2015-2016 (RHP)
 VERYZER, Tom 1982 (SS)
 VINA, Fernando 1994 (IF/OF)
 VIOLA, Frank 1989-1991 (LHP)
 VITKO, Joe 1992 (RHP)
 VIZCAINO, José 1994-1996 (IF)

W (42)

WAGNER, Billy 2006-2009 (LHP)
 WAHL, BOBBY 2018- (RHP)
 WAKEFIELD, Bill 1964 (RHP)
 WALKER, Chico 1992-1993 (IF/OF)
 WALKER, Neil 2016-2017 (IF)
 WALKER, Pete 1995, 2001-02 (RHP)
 WALKER, Tyler 2002-2003 (RHP)
 WALL, Donnie 2001 (RHP)
 WALLACE, Derek 1996-1999 (RHP)
 WALTER, Gene 1987 (LHP)
 WASHINGTON, Claudell 1980 (OF)
 WATSON, Allen 1999 (LHP)
 WATSON, Matt 2003 (OF)
 WEATHERS, David 2002-2004 (RHP)
 WEBB, Hank 1972-1976 (RHP)
 WEIS, Al 1968-1971 (IF)
 WENDELL, Turk 1997-2001 (RHP)
 WEST, Dave 1988-1989 (LHP)
 WESTON, Mickey 1993 (RHP)
 WHEELER, Dan 2003-2004 (RHP)
WHEELER, ZACK 2013- (RHP)
 WHITE, Rick 2000-2001 (RHP)
 WHITEHURST, Wally 1989-92 (RHP)
 WIGGINTON, Ty 2002-2004 (IF)
 WILK, Adam 2017 (LHP)
 WILKINS, Rick 1998 (C)
 WILLEEY, Carl 1963-1965 (RHP)
 WILLHITE, Nick 1967 (LHP)
 WILLIAMS, Charlie 1971 (RHP)
 WILLIAMS, Dave 2007 (LHP)
 WILLIAMS, Gerald 2004-2005 (OF)
 WILSON, Mookie 1980-1989 (OF)
 WILSON, Paul 1996-2000 (RHP)
 WILSON, Preston 1998 (OF)
 WILSON, Tom 2004 (C)
 WILSON, Vance 1999-2004 (C)
 WINNINGHAM, Herman 1984 (OF)
 WISE, Matt 2008 (RHP)
 WOODLING, Gene 1962 (OF)
 WOODWARD, Chris 2005-2006 (IF)
 Wright, David 2004-2018 (IF)
 WYNNE, Billy 1967 (RHP)

Y (8)

YATES, Tyler 2002-2005 (RHP)
 YNOA, Gabriel 2016 (RHP)
 YOSHII, Masato 1998-1999 (RHP)
 YOUNG, Anthony 1991-1993 (RHP)
 YOUNG, Chris 2011-2012 (RHP)
 YOUNG, Chris 2014 (OF)
 YOUNG, JR., Eric 2013-2015 (OF)
 YOUNGBLOOD, Joel 1977-82 (OF)

Z (5)

ZACHRY, Pat 1977-1982 (RHP)
 ZAMBRANO, Victor 2004-06 (RHP)
ZAMORA, DANIEL 2018- (LHP)
 ZEILE, Todd 2000-2001, 2004 (1B)
 ZIMMER, Don 1962 (3B)

METS NUMERICAL ROSTER

00

Tony Clark (2003)

0

Terry McDaniel (1992)
Rey Ordóñez (1996-1997)
Omar Quintanilla (2014)

1

Richie Ashburn (1962)
Cliff Cook (1963)
Duke Carmel (1963)
Charley Smith (1964-1965)
Ed Bressoud (1966)
Jerry Buchek (1967-1968)
Kevin Collins (1969)
Bobby Pfeil (1969)
Lute Barnes (1972-1973)
Gene Clines (1975)
Leo Foster (1976-1977)
Bobby Valentine (1977-1978)
Sergio Ferrer (1979)
Mookie Wilson (1980-89, 97-02)
Lou Thornton (1990)
Chuck Carr (1990)
Vince Coleman (1991-1992)
Tony Fernandez (1993)
Kevin Baez (1993)
Fernando Vina (1994)
Ricky Otero (1995)
Lance Johnson (1996-1997)
Esix Sneed (2004)
Anderson Hernandez (2005-2007)
Luis Castillo (2007-2010)
Mookie Wilson (2011)
Jordany Valdespin (2012-2013)
Chris Young (2014)
Darrell Ceciliani (2015)
Eric Young Jr. (2015)
Justin Ruggiano (2016)
Amed Rosario (2017-2018)

2

Marv Throneberry (1962-1963)
Jimmy Piersall (1963)
George Altman (1964)
Chuck Hiller (1965-1967)
Phil Linz (1967-1968)
Bob Aspromonte (1971)
Jim Fregosi (1972-1973)
Brock Pemberton (1974-1975)
Roy Staiger (1976-1977)
Tom Grieve (1978)
Phil Mankowski (1980)
Jose Oquendo (1983-1984)
Larry Bowa (1985)
Kevin Elster (1986)
Bill Almon (1987)
Mackey Sasser (1988-1992)
Wayne Housie (1993)
Doug Saunders (1993)
Damion Buford (1995)

Bobby Valentine (1985, 1996-2002)
Gary Pettis (2003-2004)
Sandy Alomar, Sr. (2005-2009)
Justin Turner (2010-2013)
Dilson Herrera (2014-2015)
Juan Uribe (2015)
Gavin Cecchini (2016-2018)

3

Gus Bell (1962)
Ed Bouchee (1962)
Tim Harkness (1963-1964)
Bill Cowan (1965)
Bud Harrelson (1965-77, 82, 89-91)
Sergio Ferrer (1978)
Richie Hebner (1979)
Mario Ramirez (1980)
Mike Cabbage (1981)
Rafael Santana (1984-1987)
Junior Naboia (1992)
Darrin Jackson (1993)
Luis Rivera (1994)
Carl Everett (1995-1997)
Vance Wilson (1998-2000)
Jason Phillips (2001)
Vance Wilson (2001-2004)
Miguel Cairo (2005)
Manny Acta (2006)
Damion Easley (2007-2008)
Alex Cora (2009)
Luis Hernandez (2010)
Josh Satin (2011-2012)
Omar Quintanilla (2013)
Curtis Granderson (2014-2017)
Tomás Nido (2018)

4

Charlie Neal (1962-1963)
Duke Snider (1963)
Wayne Graham (1964)
Ron Swoboda (1966-1970)
Rusty Staub (1972-1974)
Bruce Boisclair (1976-1979)
Jose Moreno (1980)
Bob Bailor (1981-1983)
Lenny Dykstra (1985-1989)
Lou Thornton (1989)
Mike Cabbage (1990-1996)
Cookie Rojas (1997-1998)
Robin Ventura (1999-2001)
John Valentin (2002)
Matt Galante (2003-2004)
Chris Woodward (2005-2006)
Ben Johnson (2007)
Anderson Hernandez (2007)
Robinson Cancel (2008)
Argenis Reyes (2008)
Wilson Valdez (2009)
Angel Berroa (2009)
Henry Blanco (2010)
Brad Emaus (2011)
Mike Nickeas (2012)
Collin Cowgill (2013)
Wilmer Flores (2013-2018)

5

Hobie Landrith (1962)
Joe Pignatano (1962)
Norm Sherry (1963)
Chris Cannizzaro (1965)
Shaun Fitzmaurice (1966)
Sandy Alomar, Sr. (1967)
Ed Charles (1967-1969)
Joe Foy (1970)
Francisco Estrada (1971)
Jim Beauchamp (1972-1973)
Jim Gosger (1974)
Jerry Moses (1975)
Mike Phillips (1975-1977)
Steve Henderson (1977)
Mike Howard (1981-1983)
Davey Johnson (1984-1990)
Charlie O'Brien (1991)
Jeff McKnight (1992)
Jeromy Burnitz (1993-1994)
Brook Fordyce (1995)
Chris Jones (1995-1996)
John Olerud (1997-1999)
Mark Johnson (2000, 2002)
Tsuyoshi Shinjo (2001, 2003)
David Wright (2005-2018)



David Wright

6

Jim Marshall (1962)
Cliff Cook (1962)
Rick Herrscher (1962)
Larry Burright (1963-1964)
Bobby Klaus (1964-1965)
Lou Klimchoc (1966)
Jim Hickman (1966)
Bart Shirley (1967)
Bob W. Johnson (1967)
Al Weis (1968-1971)
Greg Harts (1973)
Rich Puig (1974)
Mike Vail (1976-1977)
Jose Cardenal (1979-1980)
Wally Backman (1981-1988)
Mike Marshall (1990)
Alex Trevino (1990)
Darren Reed (1990)

Daryl Boston (1991-1992)
 Joe Orsulak (1993-1995)
 Carlos Baerga (1996)
 Manny Alexander (1997)
 Carlos Mendoza (1997)
 Rich Becker (1998)
 Tony Phillips (1998)
 Melvin Mora (1999-2000)
 Timo Perez (2000-2003)
 Ricky Gutierrez (2004)
 Gerald Williams (2004)
 Tom Wilson (2004)
 Jeff Keppinger (2004)
 Mike DiFelice (2006)
 Ruben Gotay (2007)
 Gustavo Molina (2008)
 Abraham Nunez (2008)
 Trot Nixon (2008)
 Ramon Martinez (2009)
 Nick Evans (2008-2011)
 Omar Quintanilla (2012)
 Kelly Shoppach (2012)
 Marlon Byrd (2013)
 Matt den Dekker (2013-2014)
 Pat Roessler (2015-2018)

7

Elio Chacon (1962)
 Chico Fernandez (1993)
 Amado Samuel (1964)
 Ed Kranepool (1965-1979)
 Hubie Brooks (1981-1984, 1991)
 John Christensen (1985)
 Kevin Mitchell (1986)
 Clint Hurdle (1987)
 Juan Samuel (1989)
 Chuck Carr (1990)
 Daryl Boston (1990)
 D.J. Dozier (1992)
 Jeff McKnight (1993)
 Bobby Wine (1993-1996)
 Charlie Greene (1996)
 Todd Pratt (1998-2001)
 Gary Bennett (2001)
 Jason Phillips (2002)
 Bob Geren (2012-2014)
 Travis d'Arnaud (2015-2016)
 José Reyes (2003-2011, 2016-2018)



Gary Carter

8

Chris Cannizzaro (1962-1964)
 Yogi Berra (1965-1975)

Dan Norman (1979-1980)
 Rick Sweet (1982)
 Phil Mankowski (1982)
 Ronn Reynolds (1982)
 John Gibbons (1984)
 Gary Carter (1985-1989)
 Dave Gallagher (1992-1993)
 Steve Swisher (1994-1996)
 Carlos Baerga (1997-1998)
 Cookie Rojas (1999-2000)
 Desi Relaford (2001)
 Matt Galante (2002)

9

Jim Hickman (1962-1965)
 Wes Westrum (1966-1967)
 J.C. Martin (1968-1969)
 Randy Bobb (1970)
 Bill Sudakis (1972)
 George Theodore (1973-1974)
 Joe Torre (1975-1981)
 Bruce Bochy (1982)
 Mark Bradley (1983)
 Jerry Martin (1984)
 Ronn Reynolds (1985)
 Gregg Jefferies (1987-1991)
 Todd Hundley (1992-1998)
 Todd Zeile (2000-2001)
 Ty Wigginton (2002-2004)
 Craig Brazell (2004)
 Ricky Ledee (2006-2007)
 Mike DiFelice (2007)
 Marlon Anderson (2008-2009)
 Omir Santos (2009-2010)
 Ronny Paulino (2011)
 Kirk Nieuwenhuis (2012-2015)
 Brandon Nimmo (2016-2018)

10

Rod Kanehl (1962-1964)
 Kevin Collins (1965)
 Greg Goossen (1966-1968)
 Mike Jorgensen (1968)
 Duffy Dyer (1969-1974)
 Rusty Staub (1975, 1981-1985)
 Ken Henderson (1978)
 Kelvin Chapman (1979)
 Dave Magadan (1990-1991)
 Jeff Torborg (1992-1993)
 Butch Huskey (1993)
 David Segui (1994)
 Tom McGraw (1995-1996)
 Gary Thurman (1997)
 Kevin Morgan (1997)
 Roberto Petagine (1997)
 Rey Ordonez (1998-2002)
 Rey Sanchez (2003)
 Joe Depastino (2003)
 Jeff Duncan (2004)
 Brian Buchanan (2004)
 Joe Hietpas (2004)
 Shinjo Takatsu (2005)
 Endy Chavez (2006-2008)
 Gary Sheffield (2009)
 Terry Collins (2011-2017)
 Gary DiSarcina (2018)

11

Ed Bouchee (1962)
 Gene Woodling (1962)
 Duke Snider (1963)
 Roy McMillian (1964-1965)
 Wayne Garrett (1969-1976)
 Pepe Mangual (1976)
 Lenny Randle (1977-1978)
 Frank Taveras (1979-1981)
 Tom Veryzer (1982)
 Mike Bishop (1983)
 Tucker Ashford (1983)
 Kelvin Chapman (1984-1985)
 Garry Templeton (1991)
 Dick Schofield (1992)
 Vince Coleman (1993)
 Rick Parker (1994)
 Aaron Ledesma (1995)
 Tim Bogar (1996)
 Cory Lidle (1997)
 Preston Wilson (1998)
 Wayne Kirby (1998)
 Shane Halter (1999)
 Jason Tyner (2000)
 Jorge Velandia (2000-2001)
 Joe McEwing (2003-2004)
 Ramon Castro (2005-2009)
 Argenis Reyes (2009)
 Anderson Hernandez (2009)
 Ruben Tejada (2010-2015)
 Tim Teufel (1986-1991, 2016)
 Norichika Aoki (2017)
 José Bautista (2018)


12

Joe Ginsberg (1962)
 Sammy Drake (1962)
 Jesse Gonder (1963-1965)
 Cleon Jones (1965)
 John Stephenson (1966)
 Tommy Davis (1967)
 Ken Boswell (1968-1974)
 Jack Heidemann (1975-1976)
 Lee Mazzilli (1976)
 John Stearns (1977-84, 2000-01)
 Ron Darling (1985-1989)
 Keith Hughes (1990)
 Willie Randolph (1992, 2005-2008)
 Jeff Kent (1993-1996)
 Alvaro Espinoza (1996)
 Shawn Gilbert (1997-1998)
 Jorge Fabregas (1998)
 Shawon Dunston (1999)
 Roberto Alomar (2002-2003)
 Danny Garcia (2003)
 Jeff Francoeur (2009-2010)
 Joaquin Arias (2010)
 Scott Hairston (2011-2012)
 Juan Lagares (2013-2018)

13

Roger Craig (1963)
 Neil Allen (1981-1983)
 Clint Hurdle (1985)

Lee Mazzilli (1986-1989)
 Jeff Musselman (1989-1990)
 Rick Cerone (1991)
 Rodney McCray (1992)
 Steve Springer (1992)
 Steve Swisher (1993)
 Jonathan Hurst (1994)
 Edgardo Alfonzo (1995-2002)
 Jorge Velandia (2003)
 Matt Ginter (2004)
 Brian Daubach (2005)
 Billy Wagner (2006-2009)
 Alex Cora (2010)
 Mike Nickeas (2010-2011)
 Ronny Cedeno (2012)
 Satin, Josh (2013-2014)
 Jerry Blevins (2015)
 Asdrúbal Cabrera (2016-2018)



14
Gil Hodges (1962-1963, 1968-1971)
 Ron Swoboda (1965)
 Ken Boyer (1966-1967)
[Number Retired - 1973]

15

Al Jackson (1962-1965)
 Jerry Grote (1966-1977)
 Butch Benton (1978)
 Claudell Washington (1980)
 Dave Roberts (1981)
 Brian Giles (1981)
 George Foster (1982-1986)
 Rick Aguilera (1987-1988)
 Don Aase (1989)
 Jeff McKnight (1989)
 Ron Darling (1989-1991)
 Kevin Elster (1992)
 Darrell Johnson (1993)
 José Vizcaino (1994-1995)
 Matt Franco (1996-2000)
 Brady Clark (2002)
 Denny Walling (2003-2004)
 Richard Hidalgo (2004)
 Carlos Beltrán (2005-2011)
 Valentino Pascucci (2011)
 Fred Lewis (2012)
 Travis d'Arnaud (2013-2014)
 Bob Geren (2015)
 Matt Reynolds (2016-2017)
 Luis Guillorme (2018)

16

Bobby Gene Smith (1962)
 Sammy Taylor (1962-1963)
 Jesse Gonder (1963)
 Dick Smith (1963-1964)
 Dan Napoleon (1965-1966)
 Tom Reynolds (1967)
 Kevin Collins (1968)
 Mike Jorgensen (1969, 1971)
 Felix Millan (1973)
 Dave Schneck (1974)
 John Stearns (1975-1976)
 Lee Mazzilli (1977-1981)
 Dwight Gooden (1984-1994)
 Hideo Nomo (1998)
 Derek Bell (2000)
 David Cone (2003)
 Doug Mientkiewicz (2005)
 Paul Lo Duca (2006-2007)
 Angel Pagan (2008-2011)
 Rob Johnson (2012)
 Rick Ankiel (2013)
 Daisuke Matsuzaka (2013-2014)
 Dilson Herrera (2015)
 Danny Muno (2015)
 Alejandro De Aza (2016)
 Kevin Kaczmarski (2018)
 Austin Jackson (2018)

17

Don Zimmer (1962)
 Choo Choo Coleman (1962-1963)
 Frank Lary (1964-1965)
 Dennis Ribant (1964)
 Jim Schaffer (1965)
 Dick Stuart (1966)
 Larry Elliot (1966)
 Don Bosch (1967-1968)
 Rod Gaspar (1969-1970)
 Teddy Martinez (1970, 1971-1973)
 Felix Millan (1974-1977)
 Gil Flores (1978-1979)
 Jerry Morales (1980)
 Ellis Valentine (1981-1982)
 Keith Hernandez (1983-1990)
 David Cone (1991-1992)
 Jeff McKnight (1993)
 Bret Saberhagen (1994-1995)
 Brent Mayne (1996)
 Luis Lopez (1997-1998)
 Mike Bordick (2000)
 Kevin Appier (2001)
 Satoru Komiyama (2002)
 Graeme Lloyd (2003)
 Jason Anderson (2003)
 Wilson Delgado (2004)
 Dae Sung Koo (2005)
 Jose Lima (2006)
 David Newhan (2007)
 Fernando Tatis (2008-2010)

18

Felix Mantilla (1962)
 Pumpsie Green (1963)
 Dennis Ribant (1965)


Gary Kolb (1965)
 Al Luplow (1966-1967)
 Joe Mook (1967)
 Duffy Dyer (1968)
 Jim Gosger (1969)
 Dave Marshall (1970-1972)
 George Theodore (1973)
 Benny Ayala (1974, 1976)
 Joel Youngblood (1977-1982)
 Darryl Strawberry (1983-1990)
 Bret Saberhagen (1992-1993)
 Jeff McKnight (1994)
 Jeff Barry (1995)
 Kevin Robertson (1996)
 Takashi Kashiwada (1997)
 Craig Paquette (1998)
 Todd Haney (1998)
 Darryl Hamilton (1999-2001)
 Jeff D'Amico (2002)
 Art Howe (2003-2004)
 Marlon Anderson (2005)
 José Valentin (2006)
 Moises Alou (2007-2008)
 Jeremy Reed (2009)
 Ryota Igarashi (2010-2011)
 Tim Teufel (2012-2015)
 Travis d'Arnaud (2016-2018)

19

Ken MacKenzie (1962-1963)
 Ed Bauta (1963)
 Hawk Taylor (1964-65, 1966-67)
 John Stephenson (1965)
 Kevin Collins (1967)
 Tim Foli (1970-1971, 1978-1979)
 Tommy Moore (1972)
 Jim Gosger (1973)
 Brian Ostrasser (1973)
 Tom Hall (1975-1976)
 Luis Alvarado (1977)
 Leo Foster (1977)
 Butch Benton (1980)
 Ron Gardenhire (1981-1985)
 Bob Ojeda (1986-1990)
 Jeff Gardner (1991)
 Anthony Young (1992-1993)
 Shawn Hare (1994)
 Bill Spiers (1995)
 Jason Hardtke (1996-1997)
 Jim Tatum (1998)
 Lenny Harris (1998, 2000-2001)
 Roger Cedeno (1999, 2002-2003)
 Scott Erickson (2004)
 Heath Bell (2004-2006)
 Lino Urdaneta (2007)
 Sandy Alomar Jr. (2007)
 Jeff Conine (2007)
 Ryan Church (2008-2009)
 Cory Sullivan (2009)
 Gary Matthews, Jr. (2010)
 Mike Hessman (2010)
 Daniel Herrera (2011)
 Zach Lutz (2012-2013)
 Johnny Monell (2015)
 Jay Bruce (2016-2018)

20

Craig Anderson (1962-1964)
 Greg Goossen (1965)
 Choo Choo Coleman (1966)
 Bob Friend (1966)
 John Sullivan (1967)
 Tommie Agee (1968-1972)
 Jerry May (1973)
 Ike Hampton (1974)
 John Pacella (1977, 1979-1980)
 Greg Harris (1981)
 Rick Ownbey (1982-1983)
 Mike Fitzgerald (1983-1984)
 Howard Johnson (1985-93, 2008-10)
 Ryan Thompson (1994-1995)
 Roberto Petagine (1996)
 Bruce Benedict (1997-1999)
 Kurt Abbott (2000)
 Mark Johnson (2001)
 Jeremy Burnitz (2002-2003)
 Prentice Redman (2003)
 Karim Garcia (2004)
 Ricky Bottalico (2004)
 Victor Diaz (2005-2006)
 Shawn Green (2006-2007)
 Jason Pridie (2011)
 Anthony Recker (2013-2015)
 Neil Walker (2016-2017)
 Ruben Amaro (2018)



Tommie Agee

21

Ed Kranepool (1962-1964)
 Warren Spahn (1965)
 Bob Moorhead (1965)
 Cleon Jones (1966-1975)
 Billy Baldwin (1976)
 Pepe Mangual (1977)
 Elliott Maddox (1978-1980)
 Gary Rajsich (1982-1983)
 Ross Jones (1984)
 Herm Winningham (1984)
 Terry Blocker (1985)
 Ron Gardenhire (1986)
 Kevin Elster (1987-1991)
 Terrel Hansen (1992)
 Kevin Bass (1992)
 David Segui (1994-1995)
 Bill Pulsipher (1995-1998)
 Masato Yoshii (1998-1999)

Bobby M. Jones (2000, 2002)
 Mark Little (2002)
 Raul Gonzalez (2002-2003)
 Gerald Williams (2004-2005)
 Carlos Delgado (2006-2009)
 Rod Barajas (2010)
 Lucas Duda (2010-2017)
 Todd Frazier (2018)

22

Bob Moorhead (1962)
 Joe Hicks (1963)
 Jack Fisher (1964-1967)
 Donn Clendenon (1969-1971)
 Bill Cotton (1972)
 Jack Aker (1974)
 Bob Gallagher (1975)
 Jay Kleven (1976)
 Doc Medich (1977)
 Dale Murray (1978-1979)
 Mike Jorgensen (1980-1983)
 Bobby Valentine (1984)
 Ray Knight (1984-1986)
 Kevin McReynolds (1987-91, 1994)
 Charlie O'Brien (1992-1993)
 Brett Butler (1995)
 Alex Ochoa (1995-1997)
 Al Leiter (1998-2004)
 Royce Ring (2005)
 Xavier Nady (2006)
 Michael Tucker (2006)
 José Valentin (2007)
 Ramon Martinez (2008)
 J.J. Putz (2009)
 Raul Valdes (2010)
 Willie Harris (2011)
 Eric Young, Jr. (2013-2014)
 Kevin Plawecki (2015)
 Tom Goodwin (2016-2017)
 Dominic Smith (2017-2018)

23

Bob G. Miller (1962)
 Joe Christopher (1962-1965)
 Bill Murphy (1966)
 Bob Heise (1967-1968)
 Leroy Stanton (1971)
 Dave Schneck (1972-1973)
 Teddy Martinez (1974)
 Jesus Alou (1975)
 Leon Brown (1976)
 Doug Flynn (1977-1981)
 Brian Giles (1982-1983)
 Bud Harrelson (1986-1988)
 Chuck Hiller (1990)
 Chris Donnels (1991-1992)
 Tim Bogar (1993-1995)
 Bernard Gilkey (1996-1998)
 Jermaine Allensworth (1998)
 Pat Mahomes (1999-2000)
 Brian Rose (2001)
 Matt Lawton (2001)
 McKay Christensen (2002)
 Esix Snead (2002)
 Jason Phillips (2003-2004)
 Kazuhisa Ishii (2005)

Julio Franco (2006-2007)
 Marlon Anderson (2007)
 Brian Schneider (2008-2009)
 Chris Carter (2010)
 Blaine Boyer (2011)
 Mke Baxter (2011-2013)
 Taylor Teagarden (2014)
 Michael Cuddyer (2015)
 Dick Scott (2016-2017)
 Adrián González (2018)
 Matt den Dekker (2018)

24

Bob L. Miller (1962)
 Jerry Hinsley (1964)
 Johnny Lewis (1965-1967)
 Ed Charles (1967)
 Ken Boswell (1967)
 Art Shamsky (1968-1971)
 Jim Beauchamp (1972)
 Willie Mays (1972-73, 1974-79)
 Kelvin Torve (1990)
 Rickey Henderson (1999-00, 2007)

25

Frank Thomas (1962-1964)
 Gary Kroll (1964)
 Larry Stahl (1967-1968)
 Bob W. Johnson (1967)
 Amos Otis (1969)
 Don Hahn (1971-1974)
 Del Unser (1975-1976)
 Jim Dwyer (1976)
 Willie Montanez (1978-1979)
 Bill Almon (1980)
 Randy Jones (1981)
 Charlie Puleo (1981-1982)
 Danny Heep (1983-1986)
 Al Pedrique (1987)
 Keith Miller (1987-1991)
 Bobby Bonilla (1992-1995, 1999)
 Yorkis Perez (1997)
 Jay Payton (1998)
 Bill Pulsipher (2000)
 Alex Escobar (2001)
 Gary Matthews, Jr. (2002)
 Scott Strickland (2002)
 Don Baylor (2003)
 Kazuo Matsui (2004-2006)
 Pedro Feliciano (2007-2010)
 Chin-lung Hu (2011)
 Ricky Bones (2012-2018)

26

Herb Moford (1962)
 Vinegar Bend Mizell (1962)
 Galen Cisco (1992-1995)
 Bob Shaw (1966-1967)
 Bill Graham (1967)
 Bruce Boisclair (1974)
 Dave Kingman (1975-77, 1981-83)
 Mike Bruhert (1978)
 Ray Burris (1979)
 Scott Holman (1980)
 Bill Robinson (1984)

Terry Leach (1985-1989)
 Kevin Tapani (1989)
 Frank Viola (1989)
 Alejandro Pena (1990-1991)
 Barry Foote (1992-1993)
 Ced Landrum (1993)
 Rico Brogna (1994-1996)
 Barry Manuel (1997)
 Ralph Milliard (1998)
 Terrence Long (1999)
 Billy Taylor (1999)
 Jon Nunnally (2000)
 David Lamb (2000)
 Jason Phillips (2001)
 Marco Scutaro (2002-2003)
 Jae Seo (2004-2005)
 Orlando Hernandez (2006-2008)
 Ramon Martinez (2009)
 Fernando Martinez (2009-2011)
 Tom Goodwin (2012-2015)
 Kevin Plawewski (2016-2018)

27

Larry Foss (1962-1963)
 Tom Parsons (1964-1965)
 Jim Hickman (1966)
 Dallas Green (1966)
 Don Cardwell (1967-1970)
 Dean Chance (1970)
 Craig Swan (1973-1984)
 Bruce Berenyi (1984)
 Wes Gardner (1984-1985)
 Stanley Jefferson (1986)
 Randy Milligan (1987)
 Bob McClure (1987)
 Tom O'Malley (1989-1990)
 Chuck Carr (1991)
 Tom McGraw (1992-1994)
 Pete Harnisch (1995-1997)
 Dennis Cook (1998-2001)
 Mark Corey (2001-2002)
 Jason Middlebrook (2002-2003)
 Mike Glavine (2003)
 Todd Zeile (2004)
 Mike Matthews (2005)
 Mike Jacobs (2005)
 Darren Oliver (2006)
 Carlos Gomez (2007)
 Nelson Figueroa (2008-2009)
 Frank Catalanotto (2010)
 Jesus Feliciano (2010)
 Pedro Beato (2011)
 Jeury Familia (2012-2018)

28

Sherman Jones (1962)
 Carl Willey (1963-1965)
 Jim Bethke (1995)
 Bill Hepler (1966)
 Amos Otis (1967)
 Bob Heise (1969)
 John Milner (1971-1977)
 Dwight Bernard (1978-1979)
 Wally Backman (1980)
 Mike Marshall (1981)
 Scott Holman (1982-1983)

Bobby Valentine (1984)
 Bill Robinson (1985-1989)
 Darren Reed (1990)
 Tom Herr (1990-1991)
 Dave LaRoche (1992-1993)
 Bobby J. Jones (1993-2000)
 Scott Strickland (2003)
 Juan Padilla (2005)
 Jeff Conine (2007)
 Sandy Alomar, Jr. (2007)
 Brandon Knight (2008)
 Daniel Murphy (2008-2015)
 James Loney (2016)
 Travis Tajeron (2017)
 Phillip Evans (2018)

29

John DeMerit (1962)
 Williard Hunter (1962)
 Don Rowe (1963)
 Craig Anderson (1963)
 Rob Gardner (1965-1966)
 Nick Willhite (1967)
 Danny Frisella (1967-1969)
 Bob D. Johnson (1969)
 Ken Singleton (1970-1971)
 Rich Chiles (1973)
 Hank Webb (1974-1975)
 Mickey Lolich (1976)
 Alex Trevino (1978-1981)
 Tom Gorman (1982-1985)
 Tim Corcoran (1986)
 Dave Magadan (1986-1989, 1992)
 Frank Viola (1990-1991)
 Frank Tanana (1993)
 Jim Lindeman (1994)
 Jason Isringhausen (1995)
 Robert Person (1995-1996)
 Steve Bieser (1997)
 Masato Yoshii (1998)
 Octavio Dotel (1998-1999)
 Eric Cammack (2000)
 Steve Trachsel (2001-2006)
 Jorge Sosa (2007-2008)
 Andy Phillips (2008)
 Chris Aguila (2008)
 Gustavo Molina (2008)
 Emil Brown (2009)
 Robinson Cancel (2009)
 Andy Green (2009)
 Tobi Stoner (2009-2010)
 Ike Davis (2010-2014)
 Eric Campbell (2014-2016)
 Tommy Milone (2017)
 Devin Mesoraco (2018)

30

Dennis Ribant (1965-1966)
 Nolan Ryan (1967-1971)
 Hank Webb (1973, 1976)
 Bob L. Miller (1973-1974)
 Jackson Todd (1977)
 Mike Scott (1979-1982)
 Mike Torrez (1983-1984)
 Mel Stottlemire (1985-1993)
 Doug Linton (1994)

Alberto Castillo (1995-1998)
 Allen Watson (1999)
 Jorge Toca (1999-2001)
 Cliff Floyd (2003-2006)
 Aaron Sele (2007)
 Raul Casanova (2008)
 Josh Thole (2009-2012)
 David Aardsma (2013)
 Andrew Brown (2014)
 Michael Conforto (2015-2018)



Larry Bearnarth (1963-1966)
 Les Rohr (1967-1968)
 Jack DiLauro (1969)
 Ron Herbel (1970)
 Don Rose (1971)
 Harry Parker (1973-1975)
 Mike Vail (1975)
 Roy Lee Jackson (1977-1980)
 George Bamberger (1982-1983)
 Bruce Berenyi (1984-1986)
 Gene Walter (1987-1988)
 Julio Machado (1989)
 John Franco (1990-1998)
Mike Piazza (1998-2005)
(Number Retired - 2016)

32

Jack Hamilton (1966-1967)
 Hal Reniff (1967)
 Dean Chance (1970)
 Jon Matlack (1971-1977)
 Tom Hausman (1978-1982)
 Carlos Diaz (1982-1983)
 Dick Tidrow (1984)
 Kevin Mitchell (1984)
 Rick Anderson (1986)
 Tom Edens (1987)
 Mark Carreon (1987-1989)
 Doc Edwards (1990-1991)
 Bill Pecota (1992)
 John Stephenson (1993)
 Pete Smith (1994)
 Paul Wilson (1996)
 Mike Hampton (2000)
 Brett Hinchliffe (2001)
 Bruce Chen (2001-2002)
 Tyler Yates (2002)
 Mike Stanton (2003-2004)
 Danny Graves (2005)
 Jeremi Gonzalez (2006)
 Eli Marrero (2006)

Dave Williams (2006-2007)
 Carlos Muniz (2008-2009)
 Jentry Mejia (2010-2012)
 LaTroy Hawkins (2013)
 John Lannan (2014)
 Steven Matz (2015-2018)

33

Ron Hunt (1963-1966)
 Chuck Estrada (1967)
 Bob Hendley (1967)
 Billy Connors (1968)
 Les Rohr (1969)
 Ray Sadecki (1970-1974, 1977)
 Mac Scarce (1975)
 Ken Sanders (1975-1976)
 Dan Norman (1977-1978)
 Pete Falcone (1979-1982)
 Clint Hurdle (1983)
 Bill Latham (1985)
 Barry Lyons (1986-1990)
 Charlie O'Brien (1990)
 Anthony Young (1991)
 Eddie Murray (1992-1993)
 Kelly Stinnett (1994-1995)
 Andy Tomberlin (1996-1997)
 Tim Spehr (1998)
 Mike Kinkade (1998-2000)
 Bubba Trammell (2000)
 Donne Wall (2001)
 Mike Bacsik (2002-2004)
 Tyler Yates (2004)
 Mike DiFelice (2005)
 Jose Santiago (2005)
 John Maine (2006-2010)
 Taylor Buchholz (2011)
 Vinny Rottino (2012)
 Matt Harvey (2012-2018)

34

Dave Hillman (1962)
 Jimmy Piersall (1963)
 Cleon Jones (1963-1965)
 Dennis Musgraves (1965)
 Gerry Arrigo (1966)
 Nolan Ryan (1966)
 Jack Lamabe (1967)
 Cal Koonce (1967-1970)
 Danny Frisella (1970-1972)
 Phil Hennigan (1973)
 Bob Apodaca (1973-77, 1997-99)
 Ray Burris (1980)
 Ed Lynch (1981)
 Rusty Tillman (1982)
 Junior Ortiz (1983-1984)
 Sam Perlozzo (1987-1989)
 Mario Diaz (1990)
 Julio Valera (1990-1991)
 Chico Walker (1994)
 Frank Seminara (1994)
 Blas Minor (1995-1996)
 Rick Trliceck (1996)
 Mac Suzuki (1999)
 Chuck McElroy (1999)
 Dennis Springer (2000)
 Jerrod Riggan (2000)

Tom Martin (2001)
 Pedro Astacio (2002-2003)
 Ricky Bottalico (2004)
 Kris Benson (2004-2005)
 Jorge Julio (2006)
 Mike Pelfrey (2006-2012)
 Brandon Lyon (2013)
 Noah Syndergaard (2015-2018)


35

Ray Daviault (1962)
 Larry Miller (1965-1966)
 Don Shaw (1967-1968)
 Billy Wynne (1967)
 Jon Matlack (1970)
 Charlie Williams (1971)
 Joe Nolan (1972)
 Randy Sterling (1974)
 Roy Staiger (1975)
 Luis Rosado (1977)
 Dock Ellis (1979)
 Ed Lynch (1980-1981)
 Randy Jones (1981-1982)
 John Christensen (1984-1985)
 Joe Sambito (1985)
 Billy Beane (1985)
 Kevin Mitchell (1986)
 John Gibbons (1986-1987)
 John Shipley (1989)
 Orlando Mercado (1990)
 Pat Tabler (1990)
 Lee Guetterman (1992)
 Kenny Grier (1993)
 Doug Henry (1995-1996)
 Rick Reed (1997-2001)
 David Weathers (2002-2004)
 Mike DeJean (2004-2005)
 Jose Offerman (2005)
 Jerry Manuel (2006)
 Joe Smith (2007-2008)
 Lance Broadway (2009)
 Mike Jacobs (2010)
 Dillon Gee (2010-2015)
 Logan Verrett (2015-2016)
 Adam Wilk (2017)
 Jacob Rhame (2017-2018)

36

Sherman Jones (1962)
 Bob G. Miller (1962)
 Tracy Stallard (1963-1964)
 Roger Craig (1963)
 Jim Bethke (1965)
 Jerry Koonsman (1967-1978)
 Wayne Twitchell (1979)
 Mark Bomback (1980)
 Dan Boitano (1981)
 Ed Lynch (1982-1986)
 Manny Hernandez (1989)
 Dave Liddell (1990)
 Kevin Baez (1990, 1992)
 Tony Castillo (1991)
 Tito Navarro (1993)
 Mike Birkbeck (1995)
 Don Florence (1995)
 Greg McMichael (1997-1999)

Jeff Tam (1998)
 Grant Roberts (2000-2004)
 Manny Aybar (2005)
 Henry Owens (2006)
 Kelly Stinnett (2006)
 Chip Ambres (2007)
 Willie Collazo (2007-2008)
 Al Reyes (2008)
 Darren O'Day (2009)
 Ken Takahashi (2009)
 Manny Acosta (2010)
 Dale Thayer (2011)
 Collin McHugh (2012-2013)
 Juan Centeno (2013-2014)
 Sean Gilmartin (2015-2017)
 Mickey Callaway (2018)



37
 Casey Stengel (1962-1965)
 [Number Retired - 1965]

38

Roger Craig (1962-1963)
 Ed Bauta (1964)
 Willard Hunter (1964)
 Dave Eilers (1965-1966)
 Ralph Terry (1966-1967)
 Dennis Bennett (1967)
 Billy Wynne (1967)
 Billy Connors (1967)
 Al Jackson (1968-1969)
 Jesse Hudson (1969)
 Rich Folkers (1970)
 Buzz Capra (1971-1973)
 Jerry Cram (1974-1975)
 Skip Lockwood (1975-1979)
 Tim Leary (1981-1984)
 Rick Aguilera (1985-1986, 1989)
 Bob L. Gibson (1987)
 Blaine Beatty (1989-1991)
 Pat Howell (1992)
 Dave Telgheder (1993-1994)
 Dave Miicki (1995-1998)
 Jeff Tam (1998-1999)
 Jerrod Riggan (2001)
 Jae Seo (2002)
 Pat Strange (2002-2003)
 James Baldwin (2004)
 Victor Zambrano (2004-2006)
 Carlos Muniz (2007)
 Matt Wise (2008)
 Fernando Nieve (2009-2010)
 Chris Capuano (2011)


Garrett Olson (2012)
 Shaun Marcum (2013)
 Vic Black (2013-2014)
 Dan Warthen (2016-2017)
 Anthony Swarzak (2018)

39

Steve Dillon (1963-1964)
 Dick Selma (1965-1968)
 Gary Gentry (1969-1972)
 Tommy Moore (1973)
 John Strohmayr (1973-1974)
 Nino Espinosa (1975-1978)
 Hubie Brooks (1980)
 Doug Sisk (1982-1987)
 Phil Lombardi (1989)
 Kelvin Torve (1990-1991)
 Rich Sauveur (1991)
 Jeff Kent (1992)
 Josias Manzanillo (1993-95, 98-99)
 Juan Acevedo (1997)
 Rick Wilkins (1998)
 Benny Agbayani (1998)
 Jim Mann (2000)
 Dicky Gonzalez (2001)
 Steve Reed (2002)
 Dan Wheeler (2003-2004)
 Vic Darenbourg (2004)
 Roberto Hernandez (2005-2006)
 Pedro Feliciano (2006)
 Jon Adkins (2007)
 Jason Vargas (2008)
 Claudio Vargas (2008)
 Bobby Parnell (2008-2015)
 Jerry Blevins (2016-2018)

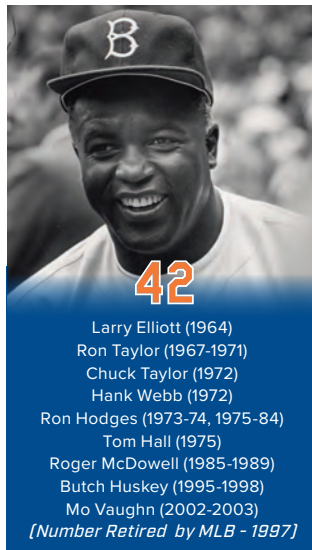
40

Al Moran (1963-1964)
 Dick Rusteck (1966)
 Jerry Hinsley (1967)
 Bill Short (1968)
 Brent Strom (1972)
 George Stone (1973-1975)
 Pat Zachry (1977-1982)
 Calvin Schiraldi (1984-1985)
 Randy Niemann (1986)
 Jeff Innis (1987-1993)
 Eric Gunderson (1994-1995)
 Dave Telgheder (1995)
 Mike Fyhrie (1996)
 Armando Reynoso (1997-1998)
 Ryan McGuire (2000)
 C.J. Nitkowski (2001)
 Tony Tarasco (2002)
 Jae Seo (2003)
 Braden Looper (2004-2005)
 Brian Bannister (2006)
 Ambiorix Burgos (2007)
 Robinson Cancel (2008)
 Tim Byrdak (2011-2013)
 Bartolo Colón (2014-2016)
 AJ Ramos (2017)
 Jason Vargas (2018)



41

Clem Labine (1962)
 Grover Powell (1963)
 Jim Bethke (1965)
 Gordon Richardson (1965-1966)
Tom Seaver (1967-1977, 1983)
[Number Retired - 1988]



42

Larry Elliott (1964)
 Ron Taylor (1967-1971)
 Chuck Taylor (1972)
 Hank Webb (1972)
 Ron Hodges (1973-74, 1975-84)
 Tom Hall (1975)
 Roger McDowell (1985-1989)
 Butch Huskey (1995-1998)
 Mo Vaughn (2002-2003)
[Number Retired by MLB - 1997]

43

Ted Schreiber (1963)
 Bill Wakefield (1964)
 Darrell Sutherland (1965-1966)
 Dick Rusteck (1966)
 Joe Grzenda (1967)
 Jim McAndrew (1968-1973)
 Paul Siebert (1977-1978)
 Juan Berenguer (1979-1980)
 Terry Leach (1981-1982)
 Billy Beane (1984)
 John Gibbons (1985)
 John Mitchell (1986-1989)
 Kevin Brown (1990)
 Dan Schatzeder (1990)
 Doug Simmons (1991)
 Mark Dewey (1992)
 Mickey Weston (1993)
 Mike Remlinger (1994-1995)
 Paul Byrd (1995-1996)
 Toby Borland (1997)
 Todd Pratt (1997)

John Hudek (1998)
 Rigo Beltran (1998-1999)
 Pete Walker (2001-2002)
 Jaime Cerda (2002-2003)
 Shane Spencer (2004)
 Bartolome Fortunato (2004-2006)
 Royce Ring (2006)
 Jason Vargas (2007)
 Brian Stokes (2008-2009)
 R.A. Dickey (2010-2012)
 Sean Henn (2013)
 Buddy Carlyle (2015)
 Addison Reed (2015-2017)
 Jamie Callahan (2017-2018)

44

Harry Chiti (1962)
 Bill Denehy (1967)
 Al Schmelz (1967)
 Jim Bibby (1969, 1971)
 Leroy Stanton (1970)
 Bob Rauch (1972)
 Mac Scarce (1975)
 Bob Myrick (1976-1978)
 Andy Hassler (1979)
 Jeff Reardon (1981)
 Ray Searage (1981)
 Ron Darling (1983-1984)
 Bill Latham (1985)
 Tom Paciorek (1985)
 David Cone (1987-1991)
 Howard Johnson (1991)
 Tim Burke (1991-1992)
 Tom Filer (1992)
 Ryan Thompson (1992-1993)
 John Cangelosi (1994)
 Kevin Lomon (1995)
 Jason Isringhausen (1995-97, 1999)
 Jay Payton (1999-2002)
 Jay Bell (2003)
 Mike Cameron (2004-2005)
 Lastings Milledge (2006-2007)
 Brady Clark (2008)
 Tony Armas, Jr. (2008)
 Brandon Knight (2008)
 Eddie Kunz (2008)
 Tim Redding (2009)
 Jason Bay (2010-2012)
 John Buck (2013)
 Aaron Harang (2013)
 Kyle Farnsworth (2014)
 Buddy Carlyle (2014)
 John Mayberry Jr. (2015)
 Eric O'Flaherty (2015)
 René Rivera (2016-2017)
 AJ Ramos (2017-2018)

45

Ron Locke (1964)
 Tug McGraw (1965-67, 1969-74)
 Darrell Sutherland (1966)
 Billy Connors (1968)
 Rick Baldwin (1975-1977)
 Butch Metzger (1978)
 Jeff Reardon (1979-1980)
 Bob Gibson (1981)

Brent Gaff (1982-1984)
 John Candelaria (1987)
 Edwin Nunez (1988)
 Mark Carreon (1990-1991)
 Paul Gibson (1992-1993)
 Mauro Gozzo (1993-1994)
 Jerry DiPoto (1995-1996)
 Randy Niemann (1997-1998)
 John Franco (1998-2004)
 Pedro Martinez (2005-2008)
 Jason Istringhausen (2011)
 Justin Hampson (2012)
 Zack Wheeler (2013-2018)

46

Neil Allen (1979-1980)
 Randy Niemann (1985)
 David West (1988-1989)
 Chris Jelic (1990)
 Terry Bross (1991)
 Barry Jones (1992)
 Dallas Green (1993-1996)
 Brian Bohanon (1997-1998)
 Willie Blair (1998)
 Jermaine Allensworth (1999)
 Rich Rodriguez (2000)
 Tyler Walker (2002)
 Jeremy Griffiths (2003)
 Jose Parra (2004)
 Tim Hamulack (2005)
 Oliver Perez (2006-2010)
 Dale Thayer (2011)
 Manny Acosta (2011-2012)
 Greg Burke (2013)
 Tyler Clippard (2015)
 Chasen Bradford (2017)
 Gerson Bautista (2018)

47

Jay Hook (1962-1964)
 Tom Sturdivant (1964)
 Darrell Sutherland (1964)
 Mardie Cornejo (1978)
 Jesse Orosco (1979, 1981-1987)
 Wally Whitehurst (1989-1992)
 Mike Draper (1993)
 Jason Jacome (1994-1995)
 Reid Cornelius (1995)
 Derek Wallace (1996)
 Joe McEwing (2000-2002)
 Tom Glavine (2003-2007)
 Casey Fossum (2009)
 Hisanori Takahashi (2010)
 Miguel Batista (2011-2012)
 Aaron Laffey (2013)
 Andrew Brown (2013)
 José Valverde (2014)
 Hansel Robles (2015-2018)
 Drew Gagnon (2018)

48

Red Kress (1962)
 Joe Nolan (1973)
 Nino Espinosa (1974)
 Randy Tate (1975)

Juan Berenguer (1978)
 Ed Glynn (1979-1980)
 Mel Stottlemire (1984)
 Randy Myers (1985-1989)
 Julio Machado (1990)
 Pete Schourek (1991-1994)
 Roger Mason (1994)
 Pedro A. Martinez (1996)
 Ricardo Jordan (1997)
 Randy Niemann (1998-1999)
 Dan Murray (1999)
 Glendon Rusch (1999-2001)
 Kane Davis (2002)
 Aaron Heilman (2003-2008)
 Pat Misch (2009-2011)
 Frank Francisco (2012-2013)
 Jacob deGrom (2014-2018)

49

John Stephenson (1964)
 Kevin Kobel (1978-1980)
 Dyar Miller (1980-1981)
 Walt Terrell (1982-1984)
 Ed Hearn (1986)
 Don Schulze (1987)
 Don Aase (1989)
 Todd Hundley (1990-1991)
 Mike Birkbeck (1992)
 Joe Vitko (1992)
 Pete Walker (1995)
 Bob MacDonald (1996)
 Joe Crawford (1997)
 Brad Clontz (1998)
 Armando Benitez (1999-2003)
 Orber Moreno (2003-2004)
 Felix Heredia (2005)
 Roberto Hernandez (2006)
 Philip Humber (2006-2007)
 Ruddy Lugo (2008)
 Jonathon Niese (2008-2016)
 Josh Smoker (2017)
 Tyler Bashlor (2018)

50

Phil Cavaretta (1975-1978)
 Sid Fernandez (1984-1993)
 Juan Castillo (1994)
 Rick Tricek (1997)
 Benny Agbayani (1999-2001)
 John Thomson (2002)
 Matt Watson (2003)
 Victor Diaz (2004)
 Manny Acta (2005)
 Duaner Sanchez (2006-2008)
 Sean Green (2009-2010)
 Mike O'Connor (2011)
 Scott Atchison (2013)
 Rafael Montero (2014-2018)

51

Cookie Lavagetto (1962-1963)
 Wes Westrum (1964-1965)
 Roy McMillan (1973-1976)
 Denny Sommers (1977-1978)
 Dick Sisler (1979-1980)

Deron Johnson (1981)
 Jim Frey (1982-1983)
 Vern Hoscheit (1984-1987)
 Tom Spencer (1991)
 John Stephenson (1992)
 Mike Maddux (1993-1994)
 Lance Johnson (1996)
 Mookie Wilson (1997)
 Mel Rojas (1997-1998)
 Rick White (2000-2001)
 Dave Engel (2002)
 Chris Chambliss (2002)
 Rick Peterson (2004-2008)
 Luis Aguayo (2008)
 Luis Alicea (2009)
 Chip Hale (2010-2011)
 Dave Hudgens (2012-2014)
 Jack Leathersich (2015)
 Jim Henderson (2016)
 Paul Sewald (2017-2018)

52

Solly Hemus (1962-1964)
 Don Heffner (1964-1965)
 Harvey Haddix (1966-1967)
 Joe Pignatano (1968-1981)
 Greg Pavlick (1985-1986, 1988-1991, 1994-1996)
 Dave Wallace (1999-2000)
 Randy Niemann (2002-2003)
 Rick Waits (2003)
 Tony Clark (2003)
 Don Baylor (2004)
 Guy Conti (2005, 2008)
 Howard Johnson (2007)
 Razor Shines (2009-2010)
 Dave Hudgens (2011)
 Ramon Ramirez (2012)
 Carlos Torres (2013-2015)
 Yoenis Céspedes (2015-2018)

53

Rogers Hornsby (1962)
 Ernie White (1963)
 Mel Harder (1964)
 Sheriff Robinson (1966-1967)
 Eddie Yost (1968-1976)
 Tom Burgess (1977)
 Dal Maxville (1978)
 Chuck Cottier (1979-1981)
 Bud Harrelson (1982)
 Bobby Valentine (1983)
 Eric Hillman (1992-1994)
 Rafael Landestoy (1996)
 Tom Robson (1997-1999, 2000)
 Mickey Brantley (1999)
 Dave Engle (2001)
 Mark Guthrie (2002)
 Verne Ruhle (2003)
 Jerry Manuel (2005)
 Chad Bradford (2006)
 Jerry Manuel (2008-2010)
 Eric Langill (2011)
 Jeremy Hefner (2012-2013)
 Bobby Abreu (2014)
 Dave Racaniello (2015-2016)
 Glenn Sherlock (2017-2018)

54

Red Ruffing (1962)
 Clyde McCullough (1963)
 Whitey Herzog (1966)
 Salty Parker (1967)
 Rube Walker (1968-1971)
 Rob Dromerhauser (1987-1991)
 Mark Clark (1996-1997)
 Al Jackson (1999-2000)
 Charlie Hough (2001-2002)
 Rick Waits (2003)
 Rick Down (2005-2007)
 Brian Lawrence (2007)
 Dave Racaniello (2008-2014)
 Alex Torres (2015)
 Tim Stauffer (2015)
 T.J. Rivera (2016-2018)

55

Sherrif Robinson (1972)
 Joe Fitzgerald (1973-1975)
 Joe Frazier (1976-1977)
 Frank Howard (1982-1984)
 Orel Hershiser (1999)
 Bobby Floyd (2001)
 Shawn Estes (2002)
 Pedro Feliciano (2002-2004)
 Tom Nieto (2005-2007)
 Ken Oberkfell (2008)
 Randy Niemann (2009-2010)
 Chris Young (2011-2012)
 Pedro Feliciano (2013)
 Ty Kelly (2016)
 Kelly Johnson (2015-2016)
 Neil Ramirez (2017)
 Corey Oswalt (2018)

56

Dyar Miller (1980)
 Bill Monbouquette (1982)
 Gene Dusan (1983)
 Jeff Kaiser (1993)
 Bob Apodaca (1996)
 Brian McRae (1997-1998)
 Darren Bragg (2001)
 Edwin Almonte (2003)
 Dave Racaniello (2004)
 Guy Conti (2006-2007)
 Luis Ayala (2008)
 Jon Switzer (2009)
 Dave Jauss (2010)
 Jon Debus (2011)
 Andres Torres (2012)
 Scott Rice (2013-2014)
 Ty Kelly (2016-2017)
 Tyler Pill (2017)
 Tom Slater (2018)

57

Bobby Floyd (1997, 2004)
 Tom Robson (2002)
 Jason Roach (2003)
 Eric Valent (2004-2005)
 Johan Santana (2008-2013)
 Lamar Johnson (2014)

Kevin Long (2015-2017)
 Dave Racaniello (2018)

58

Luis Rosado (1980)
 Anderson Garcia (2006)
 Sandy Alomar Jr. (2008-2009)
 Rafael Arroyo (2010)
 Ken Oberkfell (2011)
 Jentry Mejia (2013-2015)
 Josh Smoker (2016)
 Dave Racaniello (2017)
 Dave Eiland (2018)

59

Ed Lynch (1980)
 Alay Soler (2006)
 Guillermo Mota (2006-2007)
 Dan Warthen (2008-2015)
 Antonio Bastardo (2016)
 Josh Smoker (2016)
 Fernando Salas (2016-2017)
 Jose Lobaton (2018)

60

Al Odmundsen (1979-1980)
 Rob Dromerhauser (1987)
 Juan Lopez (2002-2003, 2006)
 Scott Schoeneweis (2007-2008)
 Lillan Castro (2009-2011)
 Luis Natera (2014)
 P.J. Conlon (2018)

61

Jesse Orosco (1979)
 Mario Ramirez (1980)
 Jeff Duncan (2003)
 Chan Ho Park (2007)
 Livan Hernandez (2009)
 Jack Egbert (2012)
 Dana Eveland (2014)
 Kevin McGowan (2017)
 Chris Beck (2018)
 Bobby Wahl (2018)

62

Hubie Brooks (1980)
 Juan Lopez (2008)
 Erik Goeddel (2014-2017)
 Scott Copeland (2018)
 Drew Smith (2018)

63

Chris Schwinden (2011-2012)
 Elvin Ramirez (2012)
 Gabriel Ynoa (2016)
 Tim Peterson (2018)

64

Elmer Dessens (2009-2010)
 Josh Stinson (2011)
 Akeel Morris (2015)

Chris Flexen (2017-2018)

65

Robert Gsellman (2016-2018)

66

Josh Edgin (2012-2017)
 Ty Kelly (2018)

67

Seth Lugo (2016-2018)

68

Dario Alvarez (2014-2015)
 Jeff McNeil (2018)

70

Wilfredo Tovar (2013-2014)
 Eric Hanhold (2018)

71

Gonzalez German (2013-2014)

72

Carlos Torres (2015)
 Phillip Evans (2017)
 Jack Reinheimer (2018)

73

Kenny Rogers (1999)
 Ricardo Rincon (2008)
 Rob Carson (2012-2013)
 Daniel Zamora (2018)

75

Francisco Rodriguez (2009-2011)

77

D.J. Carrasco (2011-2012)
 Tomás Nido (2017)
 Buddy Baumann (2018)

78

Eric Langill (2012-2018)

84

Nelson Silverio (2003)

88

Tom Goodwin (2017)

99

Turk Wendell (1997-2001)

CAP AND UNIFORM HISTORY

1962 - Home Uniform: The colors chosen were “Dodgers Blue” and “Giants Orange,” and the NY monogram on the cap was a resurrection of the Giants’ logo. The jersey was white with blue pinstripes and “Mets” in script across the chest on an upward slant, which was based on the Brooklyn Dodgers uniform. Road Uniform: The words “New York” in all capital letters with orange piping were used. The home pinstripe base was replaced by a solid gray color. The same royal blue cap was used for both home and road uniforms.

1964-1965 - During the team’s first two seasons at Shea Stadium, a patch commemorating the city’s hosting of the World’s Fair replaced the Mets skyline logo on the sleeve of the home and road jersey. This was a relatively new innovation in baseball uniforms across the country and in New York.

1965 - Numbers are added to the front of both the home and away uniform jerseys.

1966 - The Mets skyline logo appeared on the left sleeve for the first time.

1969 - A patch commemorating the 100th Anniversary of Major League Baseball is worn on the left sleeve of both the home and road jerseys, again replacing the skyline logo.

1972 - The Mets wear a black armband on the left sleeve of both the home and road uniforms in memory of Mets manager Gil Hodges, who passed away prior to the start of the 1972 campaign. Both the home and road uniforms are changed from flannel uniforms with double-knit lettering to tackle twill.

1973 - During the second half of their NL Championship season (and through the NLCS and World Series) the Mets wore a vertical patch on the right sleeve of their warmup jackets commemorating the 75th Anniversary of the incorporation of New York City into five boroughs in 1898 (prior to 1898, Brooklyn had been a separate city). The patch featured a stylized “75” logo with a map of the five boroughs place in the loop of the “5.”

1974 - The “zig-zag” pinstripes are featured on the home uniform. “New York” on the front of the road jersey is replaced by “Mets.”

1976 - The Mets once again wear black armbands commemorating the passing of two of the primary figures at the time of the club’s inception – owner/president Joan Payson and manager Casey Stengel-both of whom passed away following the 1975 season. In addition, a patch commemorating the National League Centennial is on the right sleeve. For selected games during the season the team also wore a special striped hat as part of the celebration surrounding the NL Centennial.

1978 - The white jersey changes to a pullover with a two-button, crew-neck style collar. Two blue stripes and one orange stripe, equal in width, are added to the cuff of both the left and right sleeve, as well as around the collar. In addition, orange and blue striping is added down the leg of the road pants.

1979 - The Mets add names to the back of their home uniforms.

1979-1980 - The years of the mismatched uniforms, with some of the old 1979 uniforms still being worn in 1980, when the design changed slightly. Some had logo patches on the sleeve and some didn’t. Some had the uniform numbers high up on the players’ backs, some had the numbers way down low. Most had player names on the back, but some didn’t (Claudell Washington was with the Mets for a month until they could find a plaque big enough to fit his name).

1982 - The Mets add an alternate blue road jersey. The royal blue pullover jersey features thick orange and blue racing stripes with “Mets” across the chest.

1983 - The pullover white pinstriped jersey with thick striping from the neck all the way down to the socks is unveiled. In addition, the skyline logo is removed from the jersey. The Mets road jersey also changed to the pullover variety with “Mets” in script across the chest of the gray jersey with the thick stripes down the side.

1986 - The team wears a special 25th Anniversary patch commemorating the franchise’s founding year of 1962.

1987 - The only Mets uniform to last but a single year. The 1987 road uniform marked the first appearance of the words “New York” written in script across the chest.

1988 - “New York” on the front of the road jersey was changed to block lettering in an arch across the chest. A white outline was added to the outline of all letters and numbers as well as to the racing stripe down the side of the uniform.

1991 - Buttons return to the uniform. The home jersey still featured the script “Mets” and the road jersey keeps the block-lettered “New York”.

1992 - A special “S” patch was added to the sleeve of both the home and road jerseys in tribute to the late William A. Shea, who was instrumental in the birth of the franchise.

1993 - The skyline logo returned to the left sleeve of both the home and road jerseys while the thick racing stripes were removed from both uniforms. A new script was used for the “Mets” lettering across the chest of the home uniform. The lettering was

similar to the script “Mets” used from the team’s inception, with an added tail that underlines the entire word. In addition, the “zig-zag” pinstripes that had been featured on the home uniform since 1972 were changed to a straight pinstripe. The road jersey featured a script lettering “New York” that also is underlined. Finally all hats worn by teams across Major League Baseball featured the MLB logo, centered on the back of the cap.

1994 - A patch commemorating the 125th Anniversary of Major League Baseball is worn on the right sleeve of both the home and road uniforms. The skyline logo on the left sleeve was also replaced for this season with a special patch commemorating the 25th Anniversary of the Miracle Mets.

1995 - The skyline logo returned to the sleeve of both the home and road uniforms, while the underlining of the “Mets” and “New York” on both versions of the jerseys was removed in favor of the more classic lettering. The button atop the blue Mets cap was changed from royal blue to orange.

1997 - An alternate home “snow white” uniform was added. The jersey is very similar to the traditional home uniform, without the pinstripes. The team also added an alternate white cap with a blue brim and an interlocking orange NY. Teams across Major League Baseball featured a special 50th Anniversary patch commemorating Jackie Robinson breaking baseball’s color barrier.

1998 - The alternate white cap was scrapped in favor of a new black cap with royal blue trim and an interlocking NY in royal blue. The team added a second alternate jersey, which is worn both at home as well as on the road. The black uniform, with “Mets” across the chest on an upward slant, featured blue letters and numbers with a white and orange drop shadow.

1999 - A second alternate cap was added. The all-black cap features an interlocking NY in royal blue with a white and orange drop shadow. In addition, player names were removed from all three jerseys worn at home – white pinstripes, “snow white,” and black alternate. An alternate black road jersey was added as well, similar to the alternate black home jersey, but featuring “New York” across the chest. Additionally, a slight change was made in the Mets skyline logo, as the small interlocking NY is removed. This was the first change to the skyline logo since the team’s inception in 1962.

2000 - All teams added the Major League Baseball logo to the back of the home, road and alternate jerseys. The team also opens the season in Tokyo, Japan and featured a special patch commemorating the first games played outside North America. Player names returned to the back of all

versions of the home jersey after a one-year hiatus. Finally, the Mets wore a patch with the official logo of the 2000 World Series during that year’s Fall Classic.

2001 - The team wore a special patch in memory of the passing of Mets legend Tommie Agee, who died of a heart attack prior to the season and prospect Brian Cole, who was killed in an automobile accident. The patch featured 20 and 60, the numbers worn by Agee and Cole, and was worn for the Mets home opener on April 9, 2001. Later in the season, in response to the attacks on September 11th, the Mets wore caps honoring the NYPD, FDNY, Port Authority, Emergency Medical Services, and numerous other city services that were affected by the terrorist attacks. An American flag was also added to the back of all jerseys league wide, and American flags were also added to the side of all caps.

2002 - The Mets honored the franchise’s 40th Anniversary with a commemorative patch on the right sleeve of the home jerseys, below which was stitched “9-11-01” in remembrance of the September 11th attacks.

2004 - The team celebrated Shea Stadium’s 40th birthday with a patch on the right sleeve of the home jersey. The logo was split between blue and orange and features the iconic pitcher and batter neons which adorned Shea Stadium’s exterior. All jerseys also featured an embroidered “Ya Gotta Believe-Tug” patch, in memory of former Mets reliever Tug McGraw. The team also honored the passing of the voice of the Mets, as “Bob Murphy” was embroidered above the Mets logo on the left sleeve in memory of the Hall of Fame broadcaster.

2008 - In recognition of the team’s final season at Shea Stadium, the Mets wore a patch commemorating their time in the ballpark which opened in 1964. The logo was adorned to the right sleeve and featured a split image of the stadium’s original facade from 1964 coupled with a more modern version. The imagery was then surrounded by the wording “Shea Stadium 1964-2008.”

2009 - The Mets opened Citi Field with a patch commemorating their first year in their new world-class home. The logo was placed on the right sleeve of the Mets home jersey and resembled the Citi Field logo, but featured the wording “Inaugural Season 2009.”

2010 - The Mets introduced a new pinstripe jersey that combines elements of both new and old Mets uniforms. The natural color and pinstripes were staples of the Mets uniform when the team debuted in 1962, and were complemented by a more modern day script “Mets” across the chest.

2012 - To celebrate the club's 50th Anniversary, the team wore white and road gray uniforms reflecting the look of the original uniform from their inaugural season. The black dropshadow was removed from the Mets script logo, letters and numbers. The pinstripe jersey was the primary home uniform. The Mets also introduced a 50th Anniversary logo that incorporates the basic elements of the original blue and orange skyline logo, with gold accents in celebration of the franchise's golden anniversary. The Mets wore a new blue and orange batting practice jersey.

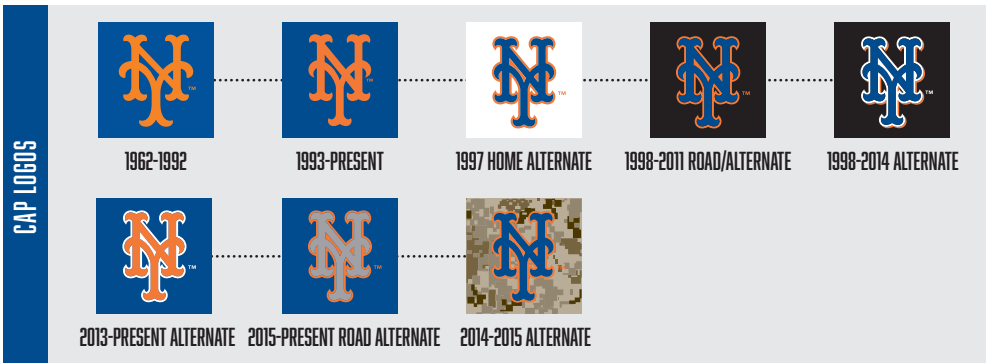

2013 - The Mets introduced a blue alternate home and road jersey for the 2013 season. Both versions feature Mets blue with orange piping with the orange lettering on the home jersey and gray lettering on the road one. The 2013 All-Star logo patch was featured on the left sleeve. The club also introduced two new caps. The first was a training cap that is crafted from high-performance materials and features a royal blue crown and an orange button and visor. The logo was a running Mr. Met. The other cap had a royal blue crown with an orange button and visor. The logo was an orange "NY" with a bold white outline.

2014 - The Mets wore camouflage jerseys and hats during Monday night home games in 2014-2015 to salute U.S. servicemen and women. The club also wore a patch reading "Ralph Kiner 1922-2014" with a microphone on all jerseys after the legendary broadcaster passed away during the winter. The Mets added a "FC" patch to the uniform on July 4 after former GM Frank Cashen passed away. A Mr. Met patch was also added to the Mets alternate home and road jerseys.

2015 - The Mets featured an all white pinstripe uniform. The road alternate cap was royal blue with a gray "NY" logo outlined in orange.

2016 - All uniforms were upgraded to the new Majestic "Flex Base" pattern, however, they looked exactly the same. The Mets wore a throwback 1986 uniform at home on Sundays to honor the 30th Anniversary of the Mets' 1986 World Championship.

2017 - All on-field jerseys featured the iconic Mets skyline patch on the left sleeve. Two new caps were introduced, a home alternate Mets blue cap with a two-color orange and white "NY" and orange button. The other cap was a new batting practice cap with an orange visor. Mr. Met was removed from all uniform elements.



HISTORY



HOME - 1966-68, 1970-81
ROAD - 1962-68, 1970-81



1969



1976



1986



1992



1993, 1995-98



1994



1994



1997



1999-2011, 2013-PRESENT



1999-2013 ALTERNATE



APRIL 9, 2001



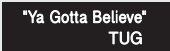
2001-2002



2002



2004



2004



2004



2008 HOME, ALT HOME



2009 HOME, ALT HOME



2012



2013



2014



2014-2016 ALTERNATE



2014-2015 ALTERNATE



2016 ALTERNATE



2018

EXPANSION METS

The 22 original Mets selected in the expansion draft of October 10, 1961.

\$125,000

Pitchers—Jay Hook (Cincinnati), Bob L. Miller (St. Louis);
Infielder—Don Zimmer (Chicago);
Outfielder—Lee Walls (Philadelphia).

\$75,000

Pitchers—Craig Anderson (St. Louis), Roger Craig (Los Angeles),
Ray Daviault (San Francisco), Al Jackson (Pittsburgh).
Catchers—Chris Cannizzaro (St. Louis), Clarence Coleman (Philadelphia),
Hobie Landrith (San Francisco)
Infielders—Ed Bouchee (Chicago), Elio Chacon (Cincinnati),
Sammy Drake (Chicago), Gil Hodges (Los Angeles), Felix Mantilla (Milwaukee).
Outfielders—Gus Bell (Cincinnati), Joe Christopher (Pittsburgh),
John DeMerit (Milwaukee), Bobby Gene Smith (Philadelphia).

\$50,000

Pitcher—Sherman Jones (Cincinnati);
Outfielder—Jim Hickman (St. Louis).

HOME JERSEY LETTERING



1962-1992



1993-1994



1995-1998



1997 ALTERNATE HOME



1999-2009



1998-2009 ALT. HOME | 2010-11 HOME



2010-2011 ALTERNATE HOME



2012-2014



2012-2014 ALTERNATE HOME



2013-PRESENT ALTERNATE HOME



2015-PRESENT

ROAD JERSEY LETTERING



1962-1973



1974-1986



1982 ALTERNATE ROAD



1983-1984 ALTERNATE ROAD



1987



1988-1992



1993-1994



1995-1997



1998-2011



1999-2008 ALTERNATE ROAD



2012-PRESENT



2013-PRESENT ALTERNATE ROAD

ALT. JERSEY LETTERING



1998-2014



2014-2015

HISTORY

METS FIRSTS

METS

Game:	April 11, 1962 at St. Louis (Cardinals 11, Mets 4) WP-Larry Jackson; LP-Roger Craig
Batter:	April 11, 1962; Richie Ashburn at St. Louis, fied out to centerfielder Curt Flood off Larry Jackson
Run:	April 11, 1962; Richie Ashburn at St. Louis on Charlie Neal's RBI single off Larry Jackson, third inning
Hit:	April 11, 1962; Gus Bell at St. Louis, second inning, single off Larry Jackson (also first Mets baserunner)
Double:	April 11, 1962; Felix Mantilla at St. Louis, seventh inning off Carey Jackson
Triple:	April 23, 1962; Bobby Smith at Pittsburgh, eighth inning off Jack Lamabe
Home Run:	April 11, 1962; Gil Hodges at St. Louis, fourth inning off Larry Jackson
RBI:	April 11, 1962; Charlie Neal at St. Louis, third-inning RBI single off Larry Jackson
Stolen Base:	April 25, 1962; Richie Ashburn at Cincinnati, third inning, second base
Walk:	April 11, 1962; Felix Mantilla at St. Louis, third inning by Larry Jackson

OPPOSITION

Strikeout:	April 11, 1962; Roger Craig at St. Louis, third inning by Larry Jackson
Batter:	April 11, 1962; Curt Flood, St. Louis, fied out to centerfielder Richie Ashburn off Roger Craig
Run:	April 11, 1962; Julian Javier, St. Louis, on Stan Musial's RBI single off Roger Craig, first inning
Hit:	April 11, 1962; Julian Javier, St. Louis, first inning single off Roger Craig
Double:	April 11, 1962; Stan Musial, St. Louis, third inning off Roger Craig
Triple:	April 13, 1962; Bill Mazerowski, Pittsburgh, second inning off Sherman Jones
Home Run:	April 14, 1962; Bill Mazerowski, Pittsburgh, second inning off Al Jackson
RBI:	April 11, 1962; Stan Musial, St. Louis, first inning
Batter to Walk:	April 11, 1962; Stan Musial, St. Louis, fifth inning by Bob Moorhead
Batter to Strike Out:	April 11, 1962; Gene Oliver, St. Louis, second inning by Roger Craig

GENERAL

Error:	April 11, 1962; Charlie Neal (second base) at St. Louis, sixth inning on a ball hit by Julio Gotay
Pinch Hitter:	April 11, 1962; Ed Bouchee at St. Louis, fourth inning, walked vs. Larry Jackson (Batted for Craig)
Relief Pitcher:	April 11, 1962; Bob Moorhead at St. Louis, fourth inning (relieved Craig)
Home Game:	April 13, 1962 at the Polo Grounds (Pirates 4, Mets 3) WP-Tom Sturdivant; LP-Sherman Jones
Victory:	April 23, 1962 at Pittsburgh (Mets 9, Pirates 1) WP-Jay Hook; LP-Tom Sturdivant
Shutout:	April 29, 1962 vs. Philadelphia (Game One, Won, 8-0) WP-Al Jackson; LP-Art Mahaffey
Extra-Inning Game:	April 17, 1962 vs. Houston (Lost, 5-2 in 11 innings) WP- Jim Golden; LP- Herb Moford
Night Game:	April 11, 1962 at St. Louis (Lost, 11-4) WP-Larry Jackson; LP-Roger Craig
Doubleheader:	April 29, 1962 vs. Philadelphia (Won Game One, 8-0, lost Game Two, 10-2) Game 1, WP-Al Jackson; LP-Art Mahaffey. Game 2, WP-Bobby Locke; LP-Sherman Jones
No-Hitter:	June 1, 2012 vs. St. Louis, Won 8-0 (Johan Santana)

MILESTONE WINS

Win#	Date	Score/Opponent	Win#	Date	Score/Opponent
1	4/23/62	9-0 at Pittsburgh	2000	5/2/89	7-1 at Atlanta
100	5/15/64	4-2 at San Francisco	2500	4/14/96	10-4 at Colorado
500	4/19/70	10-2 vs. Philadelphia	3000	9/3/01	10-7 at Philadelphia
1000	5/22/76	4-1 at Montreal	3500	4/4/08	4-3 (12) vs. Philadelphia
1500	4/6/84	8-1 at Houston	4000	7/8/14	8-3 at Atlanta

POLO GROUNDS

For the first two years of their existence, the Mets played their home games at the historic Polo Grounds while waiting for the finish of the construction of Shea Stadium.

The stadium where the Mets won 56 games during the 1962 and 1963 seasons actually was the fourth venue to carry the name the “Polo Grounds.” The first structure, located between 110th and 112th Streets and Fifth and Sixth Avenues in upper Manhattan, opened its doors in 1876 as a home to polo matches. In 1880, the New York Metropolitan’s leased the grounds for baseball with the New York Giants following suit three years later.

The second Polo Grounds, sporting a 15,000-seat wooden grandstand, was located on 155th Street and Eighth Avenue with the Giants as the main tenants. Although polo was not played there, the team brought the name of its former home. It was here that the famous quirky dimensions—475 feet to centerfield and only 258 feet out to right—were first unveiled. After a fire destroyed the stadium in 1911, it was rebuilt later that year with a capacity of 34,000.

In 1913, the Yankees joined the Giants as tenants, but left after an attendance dispute in 1922. Finally, in 1924, the fourth remodeling of the Polo Grounds was finished, complete with seating for 55,987. It was this incarnation that the Mets began calling home in 1962.

The Giants left New York and the Polo Grounds in 1957, leaving the stadium with only the memories of some of the most famous moments in baseball history, such as Bobby Thomson’s game-winning “Shot Heard ‘Round the World” to clinch the 1951 pennant, and Willie Mays’ over-the-shoulder catch



The Mets' first game at the Polo Grounds, April 13, 1962.

in the 1954 World Series. Without a Major League Baseball team as a regular tenant, the stadium deteriorated to the point where the Mets needed to spend \$300,000 to refurbish the ballpark before moving in to start the 1962 season.

With a fresh coat of paint, a new scoreboard, better lighting, more dining options for fans and a complete overhaul of the outfield and infield grass, the Mets played their first home game in the Polo Grounds on April 13, 1962 and lost 4-3 to the Pittsburgh Pirates. New York played 160 more games at their temporary home over the next two seasons and left for good following a 5-1 loss to Philadelphia Phillies on September 18, 1963.

The aging stadium was finally demolished over a period of four months in 1964. A housing development now occupies the famous site.

METS ALL-TIME HR/RBI LEADERS BY POSITION

Position

Catcher	Todd Hundley - 41 ('96)
First Base	Carlos Delgado - 38 ('06 & '08)
Second Base	Edgardo Alfonzo - 27 ('99)
Shortstop	Asdrúbal Cabrera - 22 ('16)
Third Base	Howard Johnson - 38 ('91)
Left Field	Dave Kingman - 36 ('75)
Center Field	Carlos Beltrán - 41 ('06)
Right Field	Darryl Strawberry - 38 ('87 & '88)
Pitcher	Tom Seaver - 3 ('72)

NOAH SYNDERGAARD - 3 ('16)

Player - RBI (Year)

Mike Piazza - 124 ('99)
Carlos Delgado - 115 ('08)
Edgardo Alfonzo - 108 ('99)
José Reyes - 81 ('06)
David Wright - 124 ('08)
Bernard Gilkey - 117 ('96)
Carlos Beltrán - 116 ('06)
Darryl Strawberry - 108 ('90)
Tom Seaver - 10 ('70)

POLO GROUNDS' FIRSTS

Game:	April 13, 1962 vs. Pittsburgh (Pirates-4, Mets-3). WP-Tom Sturdivant; LP-Sherman Jones
Batter:	Bill Virdon, Pittsburgh. Grounded out, shortstop Felix Mantilla to Jim Marshall, off Sherman Jones
Mets Batter:	Richie Ashburn. Grounded out, second baseman Bill Mazerowski to first baseman Dick Stuart, facing Tom Sturdivant
Hit:	April 13, 1962; Smokey Burgess, Pittsburgh, second inning off Sherman Jones
Mets Hit:	April 13, 1962; Sherman Jones vs. Pittsburgh, third inning single off Tom Sturdivant
Single:	April 13, 1962; Smokey Burgess, Pittsburgh, second inning off Sherman Jones
Double:	April 13, 1962; Don Hoak, Pittsburgh, second inning off Sherman Jones
Mets Double:	April 13, 1962; Jim Marshall, fifth inning off Tom Sturdivant
Triple:	April 13, 1962; Bill Mazerowski, Pittsburgh, second inning off Sherman Jones
Mets Triple:	April 27, 1962; Charlie Neal vs. Philadelphia, sixth inning off Cal McLish
Home Run:	April 13, 1962; Frank Thomas vs. Pittsburgh, sixth inning solo shot off Tom Sturdivant
RBI:	April 13, 1962; Don Hoak, Pittsburgh, second inning
Mets RBI:	April 13, 1962; Richie Ashburn vs. Pittsburgh, fifth inning
Run:	April 13, 1962; Smokey Burgess, Pittsburgh, second inning
Mets Run:	April 13, 1962; Jim Marshall vs. Pittsburgh, fifth inning
Stolen Base:	April 18, 1962; Julian Javier, St. Louis, second base, fourth inning
Mets Stolen Base:	April 29, 1962; Elio Chacon vs. Philadelphia (Game One), second base, fourth inning
Strikeout:	April 13, 1962; Bob Skinner, Pittsburgh, first inning by Sherman Jones
Walk:	April 13, 1962; Jim Marshall vs. Pittsburgh, second inning by Tom Sturdivant
Hit Batter:	April 14, 1962; Felix Mantilla vs. Pittsburgh, eighth inning by Vinegar Bend Mizell
Wild Pitch:	April 13, 1962; Herb Moford vs. Pittsburgh, sixth inning
Error:	April 13, 1962; Roy Face, Pittsburgh, eighth inning
Mets Victory:	April 28, 1962; vs. Philadelphia (Won, 8-6). WP-Roger Craig; LP-Frank Sullivan
Shutout:	April 29, 1962; vs. Philadelphia (Game One, Won, 8-0). WP-Al Jackson; LP-Art Mahaffey
Extra-Inning Game:	April 17, 1962; vs. Houston (Lost, 5-2 in 11 innings). WP-Jim Golden; LP-Herb Moford
Night Game:	May 1, 1962; vs. Cincinnati (Lost, 8-2). WP-Joey Jay; LP-Jay Hook
Doubleheader:	April 29, 1962; vs. Philadelphia (Won Game One, 8-0, lost Game Two, 10-2) Game 1, WP-Al Jackson; LP-Art Mahaffey. Game 2, WP-Bobby Locke; LP-Sherman Jones

MILESTONE HOME RUNS IN METS HISTORY

Gil Hodges hit the first home run in Mets history in the team's first game on April 11, 1962 at St. Louis. Below is a list of milestone home runs in club history.

Home Run	Player	Date
#1	Gil Hodges	4/11/62 at St. Louis
#1,000	Cleon Jones	7/25/71 vs. Houston
#2,000	Dave Kingman	5/6/83 vs. Cincinnati
#2,500	Darryl Strawberry	4/16/87 at Philadelphia
#3,000	Howard Johnson	5/5/90 vs. Houston
#4,000	Bernard Gilkey	7/20/97 vs. Cincinnati
#5,000	Jason Phillips	8/30/03 vs Philadelphia
#6,000	Anderson Hernandez	9/13/09 at Philadelphia (G1)
#7,000	Jay Bruce	9/4/16 vs. Washington

SHEA STADIUM

In 1964, the Mets moved from Manhattan to Queens and their brand-new home, William A. Shea Municipal Stadium. Located on 126th Street and Roosevelt Avenue, Shea would welcome more than 94 million fans and some of the most famous moments in Mets history during its 45 years.

The stadium originally was to be called “Flushing Meadows Stadium.” But in 1962, behind a movement led by department store magnate Bernard Gimbel, the Flushing Meadows Stadium label was dropped in favor of a name that honored the man most responsible for returning National League baseball to New York, prominent attorney Bill Shea. Shea Stadium was born.

Architect John Waterbury drew up the plans for the stadium and the ceremonial ground-breaking took place on October 28, 1961. The designs called for the city to contribute \$24.5 million to construct the ballpark, with the Mets to chip in another \$6.5 million for office space, restaurants and other amenities.

The 55,300-seat stadium was completed and Shea opened to 48,736 fans on April 17, 1964. But in a scene reminiscent of Opening Day at the Polo Grounds two years earlier, the Pirates again beat the Mets, 4-3.

In their first season at Shea, the Mets drew 1,732,597 fans and hosted the All-Star Game before baseball handed off the reigns to football and the New York Jets for the winter. Football would be a permanent winter staple in Queens until 1983, when the Jets left for New Jersey.

Shea was designed to be a multi-purpose complex—it was the first major stadium in the United States to have two movable field box sections—and as such held a variety of events. The Beatles gave the first-ever concert at Shea Stadium on August 15, 1965, in front of more than 55,000 fainting, crying and screaming fans.

It was, and remains to this day, the most historic concert ever, as it was the first time in history that a sports stadium was used for a rock concert.



The Mets first game at Shea Stadium, April 17, 1964.

The groundbreaking Beatles concert at Shea set new attendance records at the time; it was the first large-scale, outdoor concert that demonstrated such events could be hugely successful and profitable.

Other unforgettable Shea moments include the historic papal Mass celebrated by Pope John Paul II in 1979, plus concerts staged by music legends including Billy Joel, The Rolling Stones, Elton John, Eric Clapton, Jimi Hendrix and Bruce Springsteen. The stadium also played host to a wide variety of sporting events, such as soccer, boxing and wrestling matches and college football, along with the normal schedule of baseball and NFL football games.

In 1975, Shea was the center of the New York sports world. The Mets, Yankees, Jets and Giants all called the stadium home, marking the first and only time in professional sports history that two baseball teams and two football teams shared the same facility in the same year. Both the Yankees and Giants needed a temporary home while Yankee Stadium underwent renovations.

Throughout the years, Shea was the site for some of the most memorable moments in Mets history: Cleon Jones catching the clinching out of the 1969 World Series, the amazing comeback in Game Six of the 1986 World Series, and President Bill Clinton joining Jackie Robinson's widow, Rachel, to retire the Hall of Famers' uniform number 42 on April 15, 1997. Shea finally closed its doors on September 28, 2008 following the Mets' 4-2 loss to the Florida Marlins.

The demolition of Shea took several months, with the final piece coming down on February 18, 2009 at 11:22 a.m. Citi Field's Parking Lot D covers the grounds where Shea once stood, with markers commemorating the original locations of the stadium's home plate, bases and pitching mound.



Pope John Paul II addresses the crowd at Shea in 1979.

SHEA STADIUM FIRSTS

Game:	April 17, 1964; Pirates, 4, Mets 3 (WP-Bob Friend; LP-Ed Bauta)
Batter:	Dick Schofield, Pittsburgh. Popped up to Mets second baseman Larry Burright off pitcher Jack Fisher
Mets Batter:	Tim Harkness Grounded out, shortstop Dick Schofield to first baseman Donn Clendenon off Bob Friend
Hit:	April 17, 1964; Willie Stargell, Pittsburgh; second-inning home run off Jack Fisher
Mets Hits:	April 17, 1964; Tim Harkness; third-inning single off Bob Friend
Single:	April 17, 1964; Bob Bailey, Pittsburgh; second inning off Jack Fisher
Double:	April 17, 1964; Ron Hunt, Mets; fourth inning off Bob Friend
Triple:	April 18, 1964; Roberto Clemente, Pittsburgh; sixth inning off Jerry Hinsley
Mets Triple:	May 8, 1964; Jesse Gonder, vs. St. Louis, first inning off Ernie Broglio
Home Run:	April 17, 1964; Willie Stargell, Pittsburgh, second inning off Jack Fisher
Mets Home Run:	April 23, 1964; Ron Hunt, vs. Chicago (NL), eighth inning off Dick Ellsworth
Run:	April 17, 1964; Willie Stargell, Pittsburgh, second inning
Mets Run:	April 17, 1964; Ron Hunt vs. Pittsburgh, fourth inning
RBI:	April 17, 1964; Willie Stargell, Pittsburgh, second inning
Mets RBI:	April 17, 1964; Jesse Gonder vs. Pittsburgh, fourth inning
Stolen Base:	April 19, 1964; Joe Christopher, Mets; sixth inning vs. Pittsburgh
Strikeout:	April 17, 1964; Roberto Clemente, Pirates; first inning by Jack Fisher
Walk:	April 17, 1964; Jim Hickman, Mets vs. Pittsburgh, second inning by Bob Friend
Hit Batter:	April 17, 1964; Jim Hickman, Mets vs. Pittsburgh, fourth inning by Bob Friend May 6, 1964; Larry Bearnarth, Mets vs. Cincinnati, fifth inning
Error:	April 17, 1964; Bill Mazerowski, Pittsburgh, sixth inning
Mets Victory:	April 19, 1964; vs. Pittsburgh (Won, 6-0) WP-Al Jackson; LP-Bob Veale
Shutout:	April 19, 1964; vs. Pittsburgh (Won, 6-0) WP- Al Jackson; LP- Bob Veale
Extra-Inning Game:	May 31, 1964; vs. San Francisco (Game Two, Lost, 8-6, 23 innings) WP-Gaylord Perry; LP-Galen Cisco
Night Game:	May 6, 1964; vs. Cincinnati (Lost, 12-4) WP-Sammy Ellis; LP-Bill Wakefield
Doubleheader:	May 10, 1964; vs. St. Louis (Won Game One, 4-1, lost Game Two, 10-1) Game 1, WP-Tracy Stallard; LP-Roger Craig Game 2, WP-Ray Washburn; LP-Jerry Hinsley

NEVER TOO YOUNG

Ten teenagers have played for the Mets, ranging from 17-year old Ed Kranepool in 1962 to 19-year old José Reyes in 2003. Here are the 10 Met teenagers, starting with the youngest:

Name	Birthdate	First Game	Age at First Game
Ed Kranepool	November 8, 1944	September 22, 1962	17 years, 10 months, 14 day
Jim Bethke	November 5, 1946	April 12, 1965	18 years, 5 months, 7 days
Jerry Hinsley	April 9, 1945	April 18, 1964	19 years, 9 days
Kevin Collins	August 4, 1946	September 1, 1965	19 years, 28 days
Dwight Gooden	Nov. 16, 1964	April 7, 1984	19 years, 4 months, 22 days
Nolan Ryan	January 31, 1947	September 11, 1966	19 years, 7 months, 11 days
Greg Goossen	December 14, 1945	September 3, 1965	19 years, 8 months, 20 days
Tim Foli	December 8, 1950	September 11, 1970	19 years, 9 months, 3 days
Jose Oquendo	July 4, 1963	May 2, 1983	19 years, 9 months, 28 days
José Reyes	June 11, 1983	June 10, 2003	19 years, 11 months, 30 days

CITI FIELD



OPENED
April 13, 2009
(Mets vs. San Diego Padres)

CAPACITY
41,922
SQUARE FEET
1.3 million

SUITES
10 Sterling Suites
39 Porsche Suites
5 Porsche Party Suites

CLUBS
Coca-Cola Corner,
Delta Sky360° Club,
Hyundai Club,
Porsche Grille,
Foxwoods Club,
Promenade Club

FEATURED CULINARY PARTNERSHIPS

- Danny Meyer of Union Square Hospitality Group - Shake Shack, Blue Smoke, El Verano Taqueria, Box Frites & Papa Rosso
- David Chang of Momofuku Group – Fuku
- Drew Nieporent of Myriad Restaurant Group – Porsche Grille
- Dave Pasternack of Esca - Catch of the Day
- Pat LaFrieda of Pat LaFrieda Meat Purveyors - Pat LaFrieda's Chop House, Pat LaFrieda's Original Filet Mignon Steak Sandwich Stand
- Josh Capon of Lure Fishbar, B&B Winepub, El Toro Blanco and Bowery Meat Company – Josh Capon's Bash Burger
- Michael White of Altamarea Group - Nicoletta

JACKIE ROBINSON ROTUNDA

The iconic main entry to Citi Field honors Jackie Robinson, the great American trailblazer who became the first African-American player to break Major League Baseball's color barrier with the Dodgers in 1947. Evoking the classic design of Ebbets Field, the Rotunda recognizes and perpetuates the humanitarian ideals of one

of our country's civil rights pioneers. Engraved into the Rotunda's 160-foot diameter floor and etched into its 70-foot archways are words and larger-than-life images that defined Jackie's "nine values": Courage, Excellence, Persistence, Justice, Teamwork, Commitment, Citizenship, Determination, and Integrity. The Rotunda features an eight-foot sculpture of Jackie's number 42, which was retired in perpetuity throughout Major League Baseball in 1997.

OUTFIELD FENCES

The Mets moved in portions of the outfield wall at Citi Field after the 2014 season. The changes affected were located in center to rightfield ranging from three to 11 feet. Citi Field's dimensions are:

Leftfield Line - 335 feet	Right-center - 380 feet
Leftfield - 358 feet	Rightfield - 370 feet
Left-center - 370 feet	Rightfield Line - 330 feet
Center - 408 feet	

DAKTRONICS HIGH-DEFINITION CENTERFIELD VIDEO BOARD

The Mets installed a new Daktronics high definition centerfield video board before the 2015 season that is 62% larger than the original screen prior to

2015. The new board measures 5,670 square feet (Up from 3,500 square feet) and puts the Mets in the top 10 largest displays in professional baseball. The board makes Citi Field one of the few baseball venues to feature more than one video capable LED display in the seating bowl. The installation brings the total square footage of all displays in the Mets' super-system to more than 17,000 square feet. The center field scoreboard measures 54 feet high by 105 feet wide and features a 13HD pixel layout resulting in more than 1.5 million pixels. The two ribbon displays along the left field fascia of the seating areas measure approximately five feet high by 234 feet wide and five feet high by 49 feet wide respectively. The larger display will feature sponsor messaging and the other display will track strikeouts of opposing batters by Mets pitchers via a "K-Board."



Daktronics high-definition centerfield video board

ARCHITECTURAL DESIGN

Inspired by Mets' National League Heritage. The brick, limestone, granite and cast stone throughout the ballpark closely resembles the masonry used at Ebbets Field, the legendary home of the Brooklyn Dodgers. The dark green seats and soot-colored exposed steel recall the Mets' first home, the historic Polo Grounds and former home of the New York Giants. Shea Bridge in right-center is named after William A. Shea, extending the legacy of the man who was the driving force behind bringing National League baseball back to New York and for whom Shea Stadium was named.

CITI FIELD & THE ENVIRONMENT

The Mets have implemented a wide range of sustainable environmental initiatives in the design, construction and operation of Citi Field. The ballpark was built with recycled concrete and construction vehicles were fueled with ultra-low sulfur diesel. Citi Field's building management system monitors and automatically controls all aspects of energy operation from temperatures to lights to minimize energy consumption. Grease and cooking oil are recycled along with cardboard, glass, metal, bottles, cans, light bulbs and batteries. The Mets save more than four million gallons of water per year by using 414 hands-free faucets, 635 automated toilet flush-valves and 270 waterless urinals. A 11,000 square foot green roof atop the administration building in rightfield, white PVC roofs throughout the ballpark, high mast parking lot light fixtures, permeable pavers, and an underground well used to irrigate the playing field are other ways the Mets are working to protect the environment.

40TH ANNIVERSARY TEAM

In 2002, the Mets celebrated their 40th Anniversary by naming the All-Amazin' Team. This legendary group of Mets was voted on by the fans. The team was introduced on August 17, 2002. Below is the roster for the All-Amazin' Team:

Keith Hernandez.....	1B	Tom Seaver	RHP
Edgardo Alfonzo.....	2B	Jerry Koosman.....	LHP
Buddy Harrelson	SS	Roger McDowell.....	RHP
Howard Johnson.....	3B	John Franco	LHP
Mike Piazza.....	C	Ed Kranepool.....	PH
Lenny Dykstra	OF	Rusty Staub.....	PH
Darryl Strawberry.....	OF	Gil Hodges	Manager
Mookie Wilson	OF		

CITI FIELD FIRSTS

Game:	April 13, 2009 vs. San Diego (Padres 6, Mets 5). WP-Edward Mujica; LP-Brian Stokes
Batter:	April 13, 2009; Jody Gerut, San Diego, home run to rightfield off Mike Pelfrey
Mets Batter:	April 13, 2009; José Reyes vs. San Diego, grounded out to first baseman Adrian Gonzalez off Walter Silva
Hit:	April 13, 2009; Jody Gerut, San Diego, home run, first inning off Mike Pelfrey
Mets Hit:	April 13, 2009; David Wright vs. San Diego, double, first inning off Walter Silva
Single:	April 13, 2009; David Eckstein, San Diego, first inning off Mike Pelfrey
Mets Single:	April 13, 2009; José Reyes vs. San Diego, third inning off Walter Silva
Double:	April 13, 2009; David Wright vs. San Diego, first inning off Walter Silva
Triple:	April 19, 2009; José Reyes vs. Milwaukee, fifth inning off Jeff Suppan
Home Run:	April 13, 2009; Jody Gerut, San Diego, first inning, home run off Mike Pelfrey
Mets Home Run:	April 13, 2009; David Wright vs. San Diego, fifth inning off Walter Silva
RBI:	April 13, 2009; Jody Gerut, San Diego, first inning, home run off Mike Pelfrey
Mets RBI:	April 13, 2009; Luis Castillo vs. San Diego, second inning, RBI double scoring Brian Schneider off Walter Silva
Run:	April 13, 2009; Jody Gerut, San Diego, first inning, home run off Mike Pelfrey
Mets Run:	April 13, 2009; Brian Schneider vs. San Diego, second inning
Grand Slam:	April 27, 2009; Omir Santos vs. Florida, first inning off Anibal Sanchez
Leadoff Home Run:	April 13, 2009; Jody Gerut, San Diego off Mike Pelfrey
Mets Leadoff Home Run:	August 23, 2009; Angel Pagan vs. Philadelphia off Pedro Martinez
Pinch-hit Home Run:	April 17, 2009; Gary Sheffield vs. Milwaukee, seventh inning off Mitch Stetter
Walk-off Home Run:	May 7, 2010; Rod Barajas vs. San Francisco off Sergio Romo
Walk-off Grand Slam:	April 24, 2013; Jordany Valdespin vs. Los Angeles-NL off Josh Wall
Inside-the-park Home Run:	August 23, 2009; Angel Pagan vs. Philadelphia off Pedro Martinez
Stolen Base:	April 15, 2009; José Reyes vs. San Diego, seventh inning
Strikeout:	April 13, 2009; Nick Hundley, San Diego, second inning by Mike Pelfrey
Walk:	April 13, 2009; Chase Headley, San Diego, first innings by Mike Pelfrey
Mets Walk:	April 13, 2009; Ryan Church vs. San Diego, second inning by Walter Silva
Hit Batter:	April 18, 2009; Gary Sheffield vs. Milwaukee, sixth inning by Yovani Gallardo
Wild Pitch:	April 13, 2009; J.J. Putz vs. San Diego, eighth inning
Error:	April 13, 2009; Ryan Church, San Diego, sixth inning, dropped fly ball
Mets Victory:	April 15, 2009; vs. San Diego (Mets 7, Padres 2). WP-Oliver Perez; LP-Kevin Correia
Shutout:	April 18, 2009; vs. Milwaukee (Mets 1, Brewers 0). WP-Johan Santana; LP-Yovani Gallardo
Extra-inning Game:	May 12, 2009; vs. Atlanta (Mets 4, Braves 3 in 10 innings). WP-Francisco Rodriguez; LP-Jeff Bennett
Night Game:	April 13, 2009; vs. San Diego (Padres 6, Mets 5). WP-Edward Mujica; LP-Brian Stokes
Day Game:	April 18, 2009; vs. Milwaukee (Mets 1, Brewers 0). WP-Johan Santana; LP-Yovani Gallardo
Doubleheader:	July 30, 2009; vs. Colorado (Won Game One, 7-0, Lost Game Two, 4-2) Game 1, WP-Johan Santana; LP-Jason Hammel Game 2, WP-Jorge De La Rosa; LP-Jonathon Niese
No-Hitter:	June 1, 2012 vs. St. Louis, Won 8-0, Johan Santana
Postseason Game:	October 12, 2015 vs. Los Angeles-NL (NLDS - Game 3, Won, 13-7)
World Series Game:	October 30, 2015 vs. Kansas City (Game 3, Won, 9-3)

ALL-TIME BATTING LEADERS

HOME RUNS

Strawberry, Darryl.....	252
Wright, David.....	242
Piazza, Mike.....	220
Johnson, Howard.....	192
Kingman, Dave.....	154
Beltrán, Carlos.....	149
Duda, Lucas.....	125
Hundley, Todd.....	124
McReynolds, Kevin.....	122
Alfonzo, Edgardo.....	120

RUNS BATTED IN

Wright, David.....	970
Strawberry, Darryl.....	733
Piazza, Mike.....	655
Johnson, Howard.....	629
Kranepool, Ed.....	614
Beltrán, Carlos.....	559
Alfonzo, Edgardo.....	538
Jones, Cleon.....	521
Reyes, José.....	521
Hernandez, Keith.....	468

STOLEN BASES

Reyes, José.....	408
Wilson, Mookie.....	281
Johnson, Howard.....	202
Wright, David.....	196
Strawberry, Darryl.....	191
Mazzilli, Lee.....	152
Dykstra, Lenny.....	116
Harrelson, Bud.....	115
Backman, Wally.....	106
Cedeño, Roger.....	105

TOTAL BASES

Wright, David.....	2,945
Reyes, José.....	2,356
Kranepool, Ed.....	2,047
Strawberry, Darryl.....	2,028
Piazza, Mike.....	1,885
Johnson, Howard.....	1,823
Alfonzo, Edgardo.....	1,736
Jones, Cleon.....	1,715
Wilson, Mookie.....	1,586
Beltrán, Carlos.....	1,567

EXTRA-BASE HITS

Wright, David.....	658
Reyes, José.....	493
Strawberry, Darryl.....	469
Johnson, Howard.....	424
Piazza, Mike.....	415
Beltrán, Carlos.....	374
Kranepool, Ed.....	368
Alfonzo, Edgardo.....	346
Murphy, Daniel.....	310
Jones, Cleon.....	308

AVERAGE*

Olerud, John.....	.315
Hernandez, Keith.....	.297
Wright, David.....	.296
Piazza, Mike.....	.296
Magadan, Dave.....	.292
Alfonzo, Edgardo.....	.292
Murphy, Daniel.....	.288
Henderson, Steve.....	.287
Pagan, Angel.....	.284
Backman, Wally.....	.283

GAMES

Kranepool, Ed.....	1,853
Wright, David.....	1,585
Reyes, José.....	1,365
Harrelson, Bud.....	1,322
Grote, Jerry.....	1,235
Jones, Cleon.....	1,201
Johnson, Howard.....	1,154
Wilson, Mookie.....	1,116
Strawberry, Darryl.....	1,109
Alfonzo, Edgardo.....	1,086

AT-BATS

Wright, David.....	5,998
Reyes, José.....	5,437
Kranepool, Ed.....	5,436
Harrelson, Bud.....	4,390
Jones, Cleon.....	4,223
Wilson, Mookie.....	4,027
Johnson, Howard.....	3,968
Strawberry, Darryl.....	3,903
Alfonzo, Edgardo.....	3,897
Grote, Jerry.....	3,881

RUNS

Wright, David.....	949
Reyes, José.....	885
Strawberry, Darryl.....	662
Johnson, Howard.....	627
Alfonzo, Edgardo.....	614
Wilson, Mookie.....	592
Jones, Cleon.....	563
Beltrán, Carlos.....	551
Kranepool, Ed.....	536
Piazza, Mike.....	532

HITS

Wright, David.....	1,777
Reyes, José.....	1,534
Kranepool, Ed.....	1,418
Jones, Cleon.....	1,188
Alfonzo, Edgardo.....	1,136
Wilson, Mookie.....	1,112
Harrelson, Bud.....	1,029
Piazza, Mike.....	1,028
Strawberry, Darryl.....	1,025
Johnson, Howard.....	997

DOUBLES

Wright, David.....	390
Reyes, José.....	272
Murphy, Daniel.....	228
Kranepool, Ed.....	225
Johnson, Howard.....	214
Alfonzo, Edgardo.....	212
Beltrán, Carlos.....	208
Piazza, Mike.....	193
Strawberry, Darryl.....	187
Jones, Cleon.....	182

TRIPLES

Reyes, José.....	113
Wilson, Mookie.....	62
Harrelson, Bud.....	45
Jones, Cleon.....	33
Henderson, Steve.....	31
Strawberry, Darryl.....	30
Johnson, Lance.....	27
Flynn, Doug.....	26
Wright, David.....	26
Kranepool, Ed.....	25

PINCH-HITS

Kranepool, Ed.....	90
Staub, Rusty.....	77
Franco, Matt.....	58
Hodges, Ron.....	48
Anderson, Marlon.....	38
Boisclair, Bruce.....	38
Mazzilli, Lee.....	38
Wilson, Mookie.....	37
Harris, Lenny.....	35
Sasser, Mackey.....	32

PINCH-HIT HOME RUNS

Carreon, Mark.....	8
Hairston, Scott.....	6
Staub, Rusty.....	6
Kranepool, Ed.....	6
Valdespin, Jordany.....	6
Flores, Wilmer.....	5
Johnson, Kelly.....	5
Franco, Matt.....	5
Swoboda, Ron.....	5
Teufel, Tim.....	5

SLUGGING PERCENTAGE*

CÉSPEDES, YOENIS ..	.543
Piazza, Mike.....	.542
Strawberry, Darryl.....	.520
Delgado, Carlos.....	.506
Olerud, John.....	.501
Alfonzo, Carlos.....	.500
Bonilla, Bobby.....	.495
Wright, David.....	.491
Floyd, Cliff.....	.478
CONFORTO, MICHAEL	.476

ON-BASE PERCENTAGE*

Olerud, John.....	.425
Magadan, Dave.....	.391
Hernandez, Keith.....	.387
Wright, David.....	.376
Piazza, Mike.....	.373
Beltrán, Carlos.....	.369
Alfonzo, Edgardo.....	.367
Castillo, Luis.....	.366
Ventura, Robin.....	.360
Henderson, Steve.....	.360

HIT-BY-PITCHES

Duda, Lucas.....	48
Wright, David.....	45
Hunt, Ron.....	41
Jones, Cleon.....	39
Floyd, Cliff.....	37
Millan, Felix.....	36
Tejada, Ruben.....	33
Delgado, Carlos.....	33
Alfonzo, Edgardo.....	29
Kent, Jeff.....	28
Olerud, John.....	28

SACRIFICE FLIES

Wright, David.....	65
Kranepool, Ed.....	58
Johnson, Howard.....	50
Jones, Cleon.....	41
Alfonzo, Edgardo.....	40
Strawberry, Darryl.....	39
Beltrán, Carlos.....	38
Staub, Rusty.....	37
McReynolds, Kevin.....	33
Carter, Gary.....	31
Hernandez, Keith.....	31

WALKS

Wright, David.....	762
Strawberry, Darryl.....	580
Harrelson, Bud.....	573
Johnson, Howard.....	556
Garrett, Wayne.....	482
Hernandez, Keith.....	471
Alfonzo, Edgardo.....	458
Kranepool, Ed.....	454
Beltrán, Carlos.....	449
Mazzilli, Lee.....	438

OPS

Olerud, John.....	.926
Piazza, Mike.....	.915
CÉSPEDES, YOENIS.....	.890
Strawberry, Darryl.....	.878
Beltrán, Carlos.....	.869
Wright, David.....	.867
Delgado, Carlos.....	.857
Bonilla, Bobby.....	.851
Floyd, Cliff.....	.832
Ventura, Robin.....	.828

* minimum 1,000 at-bats

ALL-TIME PITCHING LEADERS

GAMES

Franco, John	695
Feliciano, Pedro	484
Seaver, Tom	401
Koosman, Jerry	376
Orosco, Jesse	372
McGraw, Tug	361
Benitez, Armando	333
Parnell, Bobby	329
FAMILIA, JEURYS	313
Heilman, Aaron	305
Gooden, Dwight	305

LOSSES

Koosman, Jerry	137
Seaver, Tom	124
Gooden, Dwight	85
Matlack, Jon	81
Jackson, Al	80
Fernandez, Sid	78
Fisher, Jack	73
Swan, Craig	71
Darling, Ron	70
Leiter, Al	67

STRIKEOUTS

Seaver, Tom	2,541
Gooden, Dwight	1,875
Koosman, Jerry	1,799
Fernandez, Sid	1,449
Cone, David	1,172
Darling, Ron	1,148
Leiter, Al	1,106
Matlack, Jon	1,023
deGROM, JACOB	1,000
Niese, Jonathon	838

WHIP*

deGROM, JACOB	1.072
Seaver, Tom	1.076
Saberhagen, Bret	1.079
Fernandez, Sid	1.113
SYNDERGAARD, NOAH	1.132
Dickey, R.A.	1.150
Reed, Rick	1.155
Gooden, Dwight	1.175
Ojeda, Bobby	1.182
McAndrew, Jim	1.184

HOLDS

Feliciano, Pedro	103
Heilman, Aaron	68
Parnell, Bobby	59
Cook, Dennis	56
Wendell, Turk	55
Franco, John	53
Reed, Addison	50
Weathers, David	49
Blevins, Jerry	48
Two tied at	35

STARTS

Seaver, Tom	395
Koosman, Jerry	346
Gooden, Dwight	303
Fernandez, Sid	250
Darling, Ron	241
Leiter, Al	213
Matlack, Jon	199
Jones, Bobby	190
Swan, Craig	184
Niese, Jonathon	179

INNINGS PITCHED

Seaver, Tom	3,045.2
Koosman, Jerry	2,544.2
Gooden, Dwight	2,169.2
Darling, Ron	1,620.0
Fernandez, Sid	1,584.2
Matlack, Jon	1,448.0
Leiter, Al	1,360.0
Swan, Craig	1,230.2
Jones, Bobby	1,215.2
Cone, David	1,209.1

SAVES (SINCE 1969)

Franco, John	276
Benitez, Armando	160
FAMILIA, JEURYS	123
Orosco, Jesse	107
Wagner, Billy	101
McGraw, Tug	86
McDowell, Roger	84
Rodriguez, Francisco	83
Allen, Neil	69
Lockwood, Skip	65

STRIKEOUT PER 9*

deGROM, JACOB	10.03
SYNDERGAARD, NOAH	9.95
Cone, David	8.72
Ryan, Nolan	8.70
WHEELER, ZACK	8.63
Harvey, Matt	8.62
Perez, Oliver	8.55
Fernandez, Sid	8.23
Gooden, Dwight	7.78
Maine, John	7.75
Santana, Johan	7.62

QUALITY STARTS

Seaver, Tom	293
Koosman, Jerry	231
Gooden, Dwight	209
Darling, Ron	160
Fernandez, Sid	157
Leiter, Al	140
Matlack, Jon	134
Cone, David	111
Jones, Bobby	110
Niese, Jonathon	108

COMPLETE GAMES

Seaver, Tom	171
Koosman, Jerry	108
Gooden, Dwight	67
Matlack, Jon	65
Jackson, Al	41
Fisher, Jack	35
Cone, David	34
Craig, Roger	27
Darling, Ron	25
Swan, Craig	25

HITS ALLOWED

Seaver, Tom	2,431
Koosman, Jerry	2,281
Gooden, Dwight	1,898
Darling, Ron	1,473
Matlack, Jon	1,312
Jones, Bobby	1,255
Leiter, Al	1,222
Swan, Craig	1,191
Fernandez, Sid	1,167
Niese, Jonathon	1,147

SHUTOUTS

Seaver, Tom	44
Koosman, Jerry	26
Matlack, Jon	26
Gooden, Dwight	23
Cone, David	15
Darling, Ron	10
Jackson, Al	10
Fernandez, Sid	9
Ojeda, Bobby	9
Gentry, Gary	8

BATTING AVERAGE*

Ryan, Nolan	.202
Fernandez, Sid	.204
Seaver, Tom	.219
Orosco, Jesse	.221
deGROM, JACOB	.224
Cone, David	.226
Gentry, Gary	.229
Maine, John	.234
Gooden, Dwight	.235
McGraw, Tug	.237

OBP

deGROM, JACOB	.274
Seaver, Tom	.276
Saberhagen, Bret	.280
Fernandez, Sid	.281
SYNDERGAARD, NOAH	.285
Reed, Rick	.292
Ojeda, Bobby	.293
Gooden, Dwight	.294
Dickey, R.A.	.294
Santana, Johan	.295

WINS

Seaver, Tom	198
Gooden, Dwight	157
Koosman, Jerry	140
Darling, Ron	99
Fernandez, Sid	98
Leiter, Al	95
Matlack, Jon	82
Cone, David	81
Jones, Bobby	74
Trachsel, Steve	66

ERA*

Seaver, Tom	2.57
deGROM, JACOB	2.67
Orosco, Jesse	2.73
SYNDERGAARD, NOAH	2.93
Dickey, R.A.	2.95
Matlack, Jon	3.03
Koosman, Jerry	3.09
Franco, John	3.10
Gooden, Dwight	3.10
Ojeda, Bobby	3.12

WALKS

Seaver, Tom	847
Koosman, Jerry	820
Gooden, Dwight	651
Darling, Ron	614
Fernandez, Sid	596
Leiter, Al	546
Cone, David	431
Matlack, Jon	419
Swan, Craig	368
Trachsel, Steve	354

HOME RUNS ALLOWED

Seaver, Tom	212
Koosman, Jerry	187
Darling, Ron	155
Fernandez, Sid	138
Jones, Bobby	137
Trachsel, Steve	124
Gooden, Dwight	123
Leiter, Al	118
Reed, Rick	116
Swan, Craig	112

* minimum 500 innings pitched

SINGLE-SEASON BATTING LEADERS

HOME RUNS

Hundley, Todd.....	41 ('96)
Beltrán, Carlos.....	41 ('06)
Piazza, Mike.....	40 ('99)
Strawberry, Darryl..	39 ('87)
Strawberry, Darryl..	39 ('88)
Johnson, Howard....	38 ('91)
Piazza, Mike.....	38 ('00)
Delgado, Carlos.....	38 ('06)
Delgado, Carlos.....	38 ('08)
Kingman, Dave.....	37 ('76)
Kingman, Dave.....	37 ('82)
Strawberry, Darryl..	37 ('90)

RUNS BATTED IN

Piazza, Mike.....	124 ('99)
Wright, David.....	124 ('08)
Ventura, Robin.....	120 ('99)
Johnson, Howard....	117 ('91)
Gilkey, Bernard.....	117 ('96)
Beltrán, Carlos.....	116 ('06)
Wright, David.....	116 ('06)
Delgado, Carlos....	115 ('08)
Delgado, Carlos....	114 ('06)
Piazza, Mike.....	113 ('00)

STOLEN BASES

Reyes, José.....	78 ('07)
Cedeño, Roger.....	66 ('99)
Reyes, José.....	64 ('06)
Reyes, José.....	60 ('05)
Wilson, Mookie.....	58 ('82)
Reyes, José.....	56 ('08)
Wilson, Mookie.....	54 ('83)
Johnson, Lance....	50 ('96)
Wilson, Mookie.....	46 ('84)
Taveras, Frank.....	42 ('79)

TOTAL BASES

Wright, David.....	334 ('08)
Wright, David.....	330 ('07)
Johnson, Lance....	327 ('96)
Reyes, José.....	327 ('08)
Gilkey, Bernard.....	321 ('96)
Johnson, Howard....	319 ('89)
Alfonzo, Edgardo....	315 ('99)
Reyes, José.....	315 ('06)
Ventura, Robin.....	311 ('99)
Strawberry, Darryl..	310 ('87)
Delgado, Carlos....	310 ('08)

EXTRA-BASE HITS

Johnson, Howard..	80 ('89)
Beltrán, Carlos.....	80 ('06)
Gilkey, Bernard.....	77 ('96)
Wright, David.....	77 ('08)
Strawberry, Darryl..	76 ('87)
Johnson, Howard...	76 ('91)
Hundley, Todd.....	74 ('96)
Wright, David.....	73 ('07)
Reyes, José.....	72 ('08)
Beltrán, Carlos.....	72 ('08)

AVERAGE*

Olerud, John.....	.354 ('98)
Jones, Cleon.....	.340 ('69)
Reyes, José.....	.337 ('11)
Johnson, Lance....	.333 ('96)
Magadan, Dave....	.328 ('90)
Wright, David.....	.325 ('07)
Piazza, Mike.....	.324 ('00)
Alfonzo, Edgardo..	.324 ('00)
Jones, Cleon.....	.319 ('71)
Lo Duca, Paul.....	.318 ('06)

GAMES

Millan, Felix.....	162 ('75)
Olerud, John.....	162 ('99)
Ventura, Robin.....	161 ('99)
Reyes, José.....	161 ('05)
Beltrán, Carlos.....	161 ('08)
Murphy, Daniel.....	161 ('13)
Johnson, Lance....	160 ('96)
Olerud, John.....	160 ('98)
Wright, David.....	160 ('05, '07)
Wright, David.....	160 ('08)
Reyes, José.....	160 ('07)

AT-BATS

Reyes, José.....	696 ('05)
Reyes, José.....	688 ('08)
Johnson, Lance...	682 ('96)
Reyes, José.....	681 ('07)
Millan, Felix.....	676 ('75)
Murphy, Daniel....	658 ('13)
Reyes, José.....	647 ('06)
Wilson, Mookie....	639 ('82)
Millan, Felix.....	638 ('73)
Wilson, Mookie....	638 ('83)

RUNS

Beltrán, Carlos.....	127 ('06)
Alfonzo, Edgardo..	123 ('99)
Reyes, José.....	122 ('06)
Reyes, José.....	119 ('07)
Johnson, Lance....	117 ('96)
Beltrán, Carlos.....	116 ('08)
Wright, David.....	115 ('08)
Wright, David.....	113 ('07)
Reyes, José.....	113 ('08)
Alfonzo, Edgardo..	109 ('00)

HITS

Johnson, Lance....	227 ('96)
Reyes, José.....	204 ('08)
Olerud, John.....	197 ('98)
Wright, David.....	198 ('07)
Reyes, José.....	194 ('06)
Millan, Felix.....	191 ('75)
Alfonzo, Edgardo..	191 ('99)
Reyes, José.....	191 ('07)
Reyes, José.....	190 ('05)
Wright, David.....	189 ('08)

DOUBLES

Gilkey, Bernard.....	44 ('96)
Wright, David.....	42 ('05)
Wright, David.....	42 ('07)
Wright, David.....	42 ('08)
Johnson, Howard..	41 ('89)
Alfonzo, Edgardo..	41 ('99)
Wright, David.....	41 ('12)
Five tied at.....	40

TRIPLES

Johnson, Lance....	21 ('96)
Reyes, José.....	19 ('08)
Reyes, José.....	17 ('05)
Reyes, José.....	17 ('06)
Reyes, José.....	16 ('11)
Reyes, José.....	12 ('07)
Pagan, Angel.....	11 ('09)
Wilson, Mookie....	10 ('84)
Reyes, José.....	10 ('10)

WALKS

Olerud, John.....	125 ('99)
Hernandez, Keith..	97 ('84)
Strawberry, Darryl..	97 ('87)
Olerud, John.....	96 ('98)
Harrelson, Bud.....	95 ('70)
Alfonzo, Edgardo..	95 ('00)
Beltrán, Carlos.....	95 ('06)
Hernandez, Keith..	94 ('86)
Wright, David.....	94 ('07)
Wright, David.....	94 ('08)

SLUGGING PCT.*

Piazza, Mike.....	.614 ('00)
Beltrán, Carlos....	.594 ('06)
Strawberry, Darryl..	.583 ('87)
Piazza, Mike.....	.575 ('99)
Piazza, Mike.....	.573 ('01)
Gilkey, Bernard....	.562 ('96)
Johnson, Howard..	.559 ('89)
Olerud, John.....	.551 ('98)
Hundley, Todd....	.550 ('96)
Hundley, Todd....	.549 ('97)

ON-BASE PERCENTAGE*

Olerud, John.....	.447 ('98)
Olerud, John.....	.427 ('99)
Alfonzo, Edgardo..	.425 ('00)
Henderson, Rickey..	.423 ('99)
Jones, Cleon.....	.422 ('69)
Magadan, Dave....	.417 ('90)
Wright, David.....	.416 ('07)
Hernandez, Keith..	.413 ('86)
Hernandez, Keith..	.409 ('84)
NIMMO, BRANDON	.404 ('18)

HIT BY PITCH

NIMMO, BRANDON	22 ('18)
Duda, Lucas.....	14 ('15)
Hunt, Ron.....	13 ('63)
Olerud, John.....	13 ('97)
Millan, Felix.....	12 ('75)
Viña, Fernando....	12 ('94)
Floyd, Cliff.....	12 ('06)
Six tied at.....	11

PINCH-HITS

Staub, Rusty.....	24 ('83)
Harris, Lenny.....	21 ('01)
McKnight, Jeff.....	19 ('93)
Franco, Matt.....	19 ('97)
Carter, Chris.....	19 ('10)
Staub, Rusty.....	18 ('84)
Anderson, Marlon..	18 ('05)
Kranepool, Ed.....	17 ('74)
Mazzilli, Lee.....	17 ('87)
Seven tied with.....	15

PINCH-HIT RBI

Staub, Rusty.....	25 ('83)
Staub, Rusty.....	18 ('84)
Kranepool, Ed.....	17 ('78)
Kranepool, Ed.....	14 ('77)
Anderson, Marlon..	14 ('07)
Staub, Rusty.....	13 ('82)
Franco, Matt.....	13 ('97)
Valentin, John.....	13 ('02)
Three tied with.....	11

PINCH-HIT HOME RUNS

Valdespin, Jordany..	5 ('12)
Heep, Danny.....	4 ('83)
Carreon, Mark.....	4 ('89)
Johnson, Kelly.....	4 ('16)
10 tied with.....	(3)

MULTI-HIT GAMES

Johnson, Lance....	75 ('96)
Reyes, José.....	64 ('08)
Millan, Felix.....	58 ('73)
Mazzilli, Lee.....	58 ('79)
Olerud, John.....	58 ('98)
Alfonzo, Edgardo..	58 ('99)
Wilson, Mookie....	57 ('83)
Reyes, José.....	57 ('07)
Reyes, José.....	57 ('11)
Reyes, José.....	56 ('06)

*minimum 500 plate appearances

SINGLE-SEASON PITCHING LEADERS

GAMES

Feliciano, Pedro.....	92 ('10)
Feliciano, Pedro.....	88 ('09)
Feliciano, Pedro.....	86 ('08)
Stanton, Mike.....	83 ('04)
Smith, Joe.....	82 ('08)
Heilman, Aaron.....	81 ('07)
Wendell, Turk.....	80 ('99)
Reed, Addison.....	80 ('16)
Green, Sean.....	79 ('09)
Three tied with.....	78

STARTS

Fisher, Jack.....	36 ('65)
Seaver, Tom.....	36 ('70)
Seaver, Tom.....	36 ('73)
Seaver, Tom.....	36 ('75)
13 players tied with.....	35

COMPLETE GAMES

Seaver, Tom.....	21 ('71)
Seaver, Tom.....	19 ('70)
Seaver, Tom.....	18 ('67)
Seaver, Tom.....	18 ('69)
Seaver, Tom.....	18 ('73)
Koosman, Jerry.....	17 ('68)
Koosman, Jerry.....	17 ('76)
Koosman, Jerry.....	16 ('69)
Gooden, Dwight.....	16 ('85)
Matlack, Jon.....	16 ('76)

WINS

Seaver, Tom.....	25 ('69)
Gooden, Dwight.....	24 ('85)
Seaver, Tom.....	22 ('75)
Seaver, Tom.....	21 ('72)
Koosman, Jerry.....	21 ('76)
Seaver, Tom.....	20 ('71)
Cone, David.....	20 ('88)
Viola, Frank.....	20 ('90)
Dickey, R.A.....	20 ('12)
Three tied with.....	19

LOSSES

Craig, Roger.....	24 ('62)
Fisher, Jack.....	24 ('65)
Craig, Roger.....	22 ('63)
Jackson, Al.....	20 ('62)
Stallard, Tracy.....	20 ('64)
Jackson, Al.....	20 ('65)
Koosman, Jerry.....	20 ('77)
Hook, Jay.....	19 ('62)
Cisco, Galen.....	19 ('64)
Fisher, Jack.....	18 ('67)

INNINGS PITCHED

Seaver, Tom.....	290.2 ('70)
Seaver, Tom.....	290.0 ('73)
Seaver, Tom.....	286.1 ('71)
Seaver, Tom.....	280.1 ('75)
Seaver, Tom.....	278.0 ('68)
Gooden, Dwight.....	276.2 ('85)
Seaver, Tom.....	273.1 ('69)
Seaver, Tom.....	271.0 ('76)
Matlack, Jon.....	265.1 ('74)
Koosman, Jerry.....	265.0 ('74)

HITS ALLOWED

Craig, Roger.....	261 ('62)
Viola, Frank.....	259 ('91)
Koosman, Jerry.....	258 ('74)
Fisher, Jack.....	256 ('64)
Fisher, Jack.....	252 ('65)
Fisher, Jack.....	251 ('67)
Craig, Roger.....	249 ('63)
Jackson, Al.....	244 ('62)
Gooden, Dwight.....	242 ('88)
Swan, Craig.....	241 ('79)

RUNS ALLOWED

Hook, Jay.....	137 ('62)
Craig, Roger.....	133 ('62)
Jackson, Al.....	132 ('62)
Jackson, Al.....	128 ('63)
Fisher, Jack.....	124 ('64)
Fisher, Jack.....	121 ('65)
Fisher, Jack.....	121 ('67)
Torrez, Mike.....	120 ('83)
Craig, Roger.....	117 ('63)
Espinosa, Niño.....	117 ('78)

EARNED RUNS ALLOWED

Craig, Roger.....	117 ('62)
Hook, Jay.....	115 ('62)
Fisher, Jack.....	115 ('67)
Jackson, Al.....	113 ('62)
Fisher, Jack.....	111 ('65)
Torrez, Mike.....	108 ('83)
Fisher, Jack.....	107 ('64)
Espinosa, Niño.....	107 ('78)
Pelfrey, Mike.....	103 ('09)
Three tied with.....	102

WALKS

Ryan, Nolan.....	116 ('71)
Darling, Ron.....	114 ('85)
Torrez, Mike.....	113 ('83)
Perez, Oliver.....	105 ('08)
Darling, Ron.....	104 ('84)
Matlack, Jon.....	99 ('73)
Hampton, Mike.....	99 ('00)
Koosman, Jerry.....	98 ('75)
Ryan, Nolan.....	97 ('70)
Leiter, Al.....	97 ('04)

SHUTOUTS

Gooden, Dwight.....	8 ('85)
Koosman, Jerry.....	7 ('68)
Matlack, Jon.....	7 ('74)
Koosman, Jerry.....	6 ('69)
Matlack, Jon.....	6 ('76)
Seaver, Tom.....	5 ('74-'76; '68-'69)
Ojeda, Bobby.....	5 ('88)
Cone, David.....	5 ('92)

STRIKEOUTS

Seaver, Tom.....	289 ('71)
Seaver, Tom.....	283 ('70)
Gooden, Dwight.....	276 ('84)
deGROM, JACOB... 269 ('18)	
Gooden, Dwight.....	268 ('85)
Seaver, Tom.....	251 ('73)
Seaver, Tom.....	249 ('72)
Seaver, Tom.....	243 ('75)
Cone, David.....	241 ('91)
deGROM, JACOB... 239 ('17)	

ERA*

Gooden, Dwight	1.53 ('85)
deGROM, JACOB... 1.70 ('18)	
Seaver, Tom.....	1.76 ('71)
Koosman, Jerry.....	2.08 ('68)
Seaver, Tom.....	2.08 ('73)
Seaver, Tom.....	2.20 ('68)
Seaver, Tom.....	2.21 ('69)
Cone, David.....	2.22 ('88)
Harvey, Matt.....	2.27 ('13)
Koosman, Jerry.....	2.28 ('69)

SAVES

FAMILIA, JEURYS 51 ('16)	
Benitez, Armando.....	43 ('01)
FAMILIA, JEURYS 43 ('15)	
Benitez, Armando.....	41 ('00)
Wagner, Billy.....	40 ('06)
Franco, John.....	38 ('98)
Franco, John.....	36 ('97)
Rodriguez, Francisco.....	35 ('09)
Wagner, Billy.....	34 ('07)
Two tied with.....	33

HOME RUNS ALLOWED

Craig, Roger.....	35 ('62)
Astacio, Pedro.....	32 ('02)
Hook, Jay.....	31 ('62)
Harnisch, Pete.....	30 ('96)
Reed, Rick.....	30 ('98)
Reed, Rick.....	28 ('00)
Craig, Roger.....	28 ('63)
Trachsel, Steve.....	28 ('01)
deGROM, JACOB... 28 ('17)	
Capuano, Chris.....	27 ('11)

HOLDS

Reed, Addison.....	40 ('16)
Weathers, David.....	26 ('03)
Heilman, Aaron.....	26 ('06)
Stanton, Mike.....	25 ('04)
Feliciano, Pedro.....	24 ('09)
Feliciano, Pedro.....	23 ('10)
FAMILIA, JEURYS ... 23 ('14)	
Heilman, Aaron.....	22 ('07)
Wendell, Turk.....	21 ('99)
Feliciano, Pedro.....	21 ('08)
Sanchez, Duaner.....	21 ('08)

K PER 9*

Gooden, Dwight	11.39 ('84)
deGROM, JACOB... 11.16 ('18)	
deGROM, JACOB.. 10.68 ('17)	
SYNDERGAARD, N.... 10.68 ('16)	
Cone, David.....	9.91 ('90)
Cone, David.....	9.79 ('92)
deGROM, JACOB.... 9.66 ('15)	
Harvey, Matt.....	9.64 ('13)
Fernandez, Sid... ..	9.51 ('85)
Cone, David.....	9.32 ('91)
Fernandez, Sid... ..	9.10 ('88)

K/BB RATE*

Saberhagen, Bret... ..	11.00 ('94)
Harvey, Matt.....	6.16 ('13)
deGROM, JACOB 5.85 ('18)	
Colón, Bartolo.....	5.67 ('15)
deGROM, JACOB.. 5.39 ('15)	
Reed, Rick.....	5.28 ('98)
Harvey, Matt.....	5.08 ('15)
SYNDERGAARD, N ... 5.07 ('16)	
Colón, Bartolo.....	5.03 ('14)
Seaver, Tom.....	4.74 ('71)
Martinez, Pedro.. ..	4.43 ('05)

QUALITY STARTS

Gooden, Dwight.....	33 ('85)
Seaver, Tom.....	31 ('68)
Seaver, Tom.....	31 ('71)
Seaver, Tom.....	31 ('73)
Seaver, Tom.....	29 ('69)
Santana, Johan.....	28 ('08)
deGROM, JACOB 28 ('18)	
Five tied with.....	27

WHIP

deGROM, JACOB ... 0.912 ('18)	
Harvey, Matt.....	0.931 ('13)
Seaver, Tom.....	0.946 ('71)
Martinez, Pedro.....	0.949 ('05)
Gooden, Dwight.....	0.965 ('85)
Seaver, Tom.....	0.976 ('73)
Seaver, Tom.....	0.978 ('68)
deGROM, JACOB .. 0.979 ('15)	
Fernandez, Sid... ..	0.986 ('93)
Ojeda, Bobby.....	1.004 ('88)
Reed, Rick.....	1.010 ('01)

* minimum 162.0 innings pitched

ROOKIE BATTING LEADERS

HOME RUNS

Strawberry, Darryl.....	26 ('83)
Davis, Ike.....	19 ('10)
Swoboda, Ron.....	19 ('65)
Milner, John.....	17 ('72)
Payton, Jay.....	17 ('00)
Lewis, Johnny.....	15 ('65)
Agbayani, Benny.....	14 ('99)
Wright, David.....	14 ('04)
Hickman, Jim.....	13 ('62)
Burnitz, Jeromy.....	13 ('93)
Valent, Eric.....	13 ('04)
d'ARNAUD, TRAVIS.....	13 ('14)

RUNS BATTED IN

Strawberry, Darryl.....	74 ('83)
Wigginton, Ty.....	71 ('03)
Davis, Ike.....	71 ('10)
Henderson, Steve.....	65 ('77)
Payton, Jay.....	62 ('00)
Phillips, Jason.....	58 ('03)
Jones, Cleon.....	57 ('66)
Jefferies, Gregg.....	56 ('89)
Shinjo, Tsuyoshi.....	56 ('01)
Everett, Carl.....	54 ('95)

STOLEN BASES

Wilson, Mookie.....	24 ('81)
Mazzilli, Lee.....	22 ('77)
Jefferies, Gregg.....	21 ('89)
Strawberry, Darryl.....	19 ('83)
Jones, Cleon.....	16 ('66)
Dykstra, Lenny.....	15 ('85)
Matsui, Kazuo.....	14 ('04)
Reyes, José.....	13 ('03)
Wigginton, Ty.....	12 ('03)
Gomez, Carlos.....	12 ('07)

TOTAL BASES

Davis, Ike.....	230 ('10)
Wigginton, Ty.....	227 ('03)
Payton, Jay.....	218 ('00)
Strawberry, Darryl.....	215 ('83)
Hunt, Ron.....	211 ('63)
Jefferies, Gregg.....	199 ('89)
Jones, Cleon.....	184 ('66)
Lewis, Johnny.....	183 ('65)
Mazzilli, Lee.....	182 ('77)
Matsui, Kazuo.....	182 ('04)

EXTRA-BASE HITS

Wigginton, Ty.....	53 ('03)
Davis, Ike.....	53 ('10)
Strawberry, Darryl.....	48 ('83)
Hunt, Ron.....	42 ('63)
Jefferies, Gregg.....	42 ('89)
Payton, Jay.....	41 ('00)
Matsui, Kazuo.....	41 ('04)
d'ARNAUD, TRAVIS.....	38 ('14)
Swoboda, Ron.....	37 ('65)
Two tied with.....	36

AVERAGE*

Brooks, Hubie.....	.307 ('81)
Phillips, Jason.....	.298 ('03)
Henderson, Steve.....	.297 ('77)
Payton, Jay.....	.291 ('00)
Alfonzo, Edgardo.....	.278 ('95)
Mitchell, Kevin.....	.277 ('86)
Jones, Cleon.....	.275 ('66)
Hunt, Ron.....	.272 ('63)
Matsui, Kazuo.....	.272 ('04)
Wilson, Mookie.....	.271 ('81)

GAMES

Mazzilli, Lee.....	159 ('77)
Wigginton, Ty.....	156 ('03)
Ordoñez, Rey.....	151 ('96)
Elster, Kevin.....	149 ('88)
Payton, Jay.....	149 ('00)
Lewis, Johnny.....	148 ('65)
Davis, Ike.....	147 ('10)
Hunt, Ron.....	143 ('63)
Gardenhire, Ron.....	141 ('82)
Jefferies, Gregg.....	141 ('89)

AT-BATS

Wigginton, Ty.....	573 ('03)
Mazzilli, Lee.....	537 ('77)
Hunt, Ron.....	533 ('63)
Davis, Ike.....	523 ('10)
Jefferies, Gregg.....	508 ('89)
Ordoñez, Rey.....	502 ('96)
Jones, Cleon.....	495 ('66)
Payton, Jay.....	488 ('00)
Lewis, Johnny.....	477 ('65)
Matsui, Kazuo.....	460 ('04)

RUNS

Jones, Cleon.....	74 ('66)
Wigginton, Ty.....	73 ('03)
Davis, Ike.....	73 ('10)
Jefferies, Gregg.....	72 ('89)
Henderson, Steve.....	67 ('77)
Mazzilli, Lee.....	66 ('77)
Matsui, Kazuo.....	65 ('04)
Hunt, Ron.....	64 ('63)
Lewis, Johnny.....	64 ('65)
Two tied with.....	63

HITS

Wigginton, Ty.....	146 ('03)
Hunt, Ron.....	145 ('63)
Payton, Jay.....	142 ('00)
Davis, Ike.....	138 ('10)
Jones, Cleon.....	136 ('66)
Mazzilli, Lee.....	134 ('77)
Jefferies, Gregg.....	131 ('89)
Ordoñez, Rey.....	129 ('96)
Matsui, Kazuo.....	125 ('04)
Phillips, Jason.....	120 ('03)

DOUBLES

Wigginton, Ty.....	36 ('03)
Davis, Ike.....	33 ('10)
Matsui, Kazuo.....	32 ('04)
Turner, Justin.....	30 ('11)
Hunt, Ron.....	28 ('63)
Jefferies, Gregg.....	28 ('89)
Phillips, Jason.....	25 ('03)
Mazzilli, Lee.....	24 ('77)
Payton, Jay.....	23 ('00)
Shinjo, Tsuyoshi.....	23 ('01)

TRIPLES

Wilson, Mookie.....	8 ('81)
Strawberry, Darryl.....	7 ('83)
McNEIL, JEFF.....	6 ('18)
Henderson, Steve.....	6 ('77)
Burnitz, Jeromy.....	6 ('93)
Wigginton, Ty.....	6 ('03)
Alfonzo, Edgardo.....	5 ('95)
LAGARES, JUAN.....	5 ('13)
Six tied with.....	4

WALKS

Mazzilli, Lee.....	72 ('77)
Davis, Ike.....	72 ('10)
Lewis, Johnny.....	59 ('65)
Milner, John.....	51 ('72)
Hickman, Jim.....	47 ('62)
Strawberry, Darryl.....	47 ('83)
Wigginton, Ty.....	46 ('03)
Henderson, Steve.....	43 ('77)
Hunt, Ron.....	40 ('63)
Garrett, Wayne.....	40 ('69)
Matsui, Kazuo.....	40 ('04)

SLUGGING PCT.*

Strawberry, Darryl.....	.512 ('83)
Henderson, Steve.....	.480 ('77)
Mitchell, Kevin.....	.466 ('86)
Payton, Jay.....	.447 ('00)
Phillips, Jason.....	.442 ('03)
Davis, Ike.....	.440 ('10)
Swoboda, Ron.....	.424 ('65)
Milner, John.....	.423 ('72)
d'ARNAUD, TRAVIS.....	.416 ('14)
Brooks, Hubie.....	.411 ('81)

ON-BASE PERCENTAGE*

Phillips, Jason.....	.373 ('03)
Henderson, Steve.....	.372 ('77)
Davis, Ike.....	.351 ('10)
Brooks, Hubie.....	.345 ('81)
Mitchell, Kevin.....	.344 ('86)
Milner, John.....	.340 ('72)
Mazzilli, Lee.....	.340 ('77)
Strawberry, Darryl.....	.336 ('83)
Hunt, Ron.....	.334 ('63)
Turner, Justin.....	.334 ('11)

OPS*

Henderson, Steve.....	.852 ('77)
Strawberry, Darryl.....	.848 ('83)
Phillips, Jason.....	.815 ('03)
Mitchell, Kevin.....	.811 ('86)
Davis, Ike.....	.791 ('10)
Payton, Jay.....	.778 ('00)
Milner, John.....	.762 ('72)
Brooks, Hubie.....	.756 ('81)
Hunt, Ron.....	.730 ('63)
Hickman, Jim.....	.729 ('62)

* Min. 350 plate appearances

ROOKIE PITCHING LEADERS

GAMES

FAMILIA, JEURYS .. 76 (*14)
 Rice, Scott.....73 (*13)
 Parnell, Bobby.....68 (*09)
 Sisk, Doug.....67 (*83)
 Wakefield, Bill.....62 (*64)
 McDowell, Roger...62 (*85)
 Rardon, Jeff.....61 (*80)
 Beato, Pedro.....60 (*11)
 Bearnarth, Larry....58 (*63)
 Robles, Hansel.....57 (*15)
SEWALD, PAUL..... 57 (*17)

STARTS

Gentry, Gary.....35 (*69)
 Seaver, Tom.....34 (*67)
 Koosman, Jerry.....34 (*68)
 Jackson, Al.....33 (*62)
 Darling, Ron.....33 (*84)
 Matlack, Jon.....32 (*72)
 Gooden, Dwight.....31 (*84)
 Seo, Jae-Weong.....31 (*03)
 Niese, Jonathon.....30 (*10)
 Yoshii, Masato.....29 (*98)

COMPLETE GAMES

Seaver, Tom.....18 (*67)
 Koosman, Jerry.....17 (*68)
 Jackson, Al.....12 (*62)
 Matlack, Jon.....8 (*72)
 Gooden, Dwight.....7 (*84)
 Gentry, Gary.....6 (*69)
 Terrell, Walt.....4 (*83)
 Gardner, Rob.....3 (*66)
 Ryan, Nolan.....3 (*68)
 Webb, Hank.....3 (*75)

WINS

Koosman, Jerry.....19 (*88)
 Gooden, Dwight.....17 (*84)
 Seaver, Tom.....16 (*67)
 Matlack, Jon.....15 (*72)
 Gentry, Gary.....13 (*69)
 Gee, Dillon.....13 (*11)
 Darling, Ron.....12 (*84)
 Bomback, Mark.....10 (*80)
 Aguilera, Rick.....10 (*85)
 Takahashi, Hisanori..10 (*10)

LOSSES

Jackson, Al.....20 (*62)
 Anderson, Craig.....17 (*62)
 Young, Anthony.....14 (*92)
 Seaver, Tom.....13 (*67)
 Tate, Randy.....13 (*75)
 Koosman, Jerry.....12 (*68)
 Gentry, Gary.....12 (*69)
 Wilson, Paul.....12 (*96)
 Seo, Jae-Weong.....12 (*03)
 Bruhert, Mike.....11 (*78)

INNINGS PITCHED

Koosman, Jerry...263.2 (*68)
 Seaver, Tom.....251.0 (*67)
 Matlack, Jon.....244.0 (*72)
 Gentry, Gary.....233.2 (*69)
 Jackson, Al.....231.1 (*62)
 Gooden, Dwight..218.0 (*84)
 Darling, Ron.....205.2 (*84)
 Seo, Jae-Weong...188.1 (*03)
 Niese, Jonathon...173.2 (*10)
 Yoshii, Masato....171.2 (*98)

EARNED RUNS ALLOWED

Jackson, Al.....113 (*62)
 Gentry, Gary.....89 (*69)
 Wilson, Paul.....89 (*96)
 Darling, Ron.....87 (*84)
 Puleo, Charlie.....85 (*82)
 Niese, Jonathon.....81 (*10)
 Seo, Jae-Weong...80 (*03)
 Gee, Dillon.....79 (*11)
 Anderson, Craig...78 (*62)
 Seaver, Tom.....77 (*67)

WALKS

Darling, Ron.....104 (*84)
 Puleo, Charlie.....90 (*82)
 Tate, Randy.....86 (*75)
 Gentry, Gary.....81 (*69)
 Jackson, Al.....78 (*62)
 Seaver, Tom.....78 (*67)
 Ryan, Nolan.....75 (*68)
 Gooden, Dwight...73 (*84)
 Matlack, Jon.....71 (*72)
 Wilson, Paul.....71 (*96)
 Gee, Dillon.....71 (*11)

SHUTOUTS

Koosman, Jerry.....7 (*68)
 Jackson, Al.....4 (*62)
 Matlack, Jon.....4 (*72)
 Gentry, Gary.....3 (*69)
 Gooden, Dwight.....3 (*84)
 Seaver, Tom.....2 (*67)
 Terrell, Walt.....2 (*83)
 Darling, Ron.....2 (*84)
 Many tied with.....1

STRIKEOUTS

Gooden, Dwight...276 (*84)
 Koosman, Jerry....178 (*68)
 Seaver, Tom.....170 (*67)
 Matlack, Jon.....169 (*72)
SYNDERGAARD, N. ... 166 (*15)
 Gentry, Gary.....154 (*69)
 Niese, Jonathon...148 (*10)
deGROM, JACOB....144 (*14)
 Darling, Ron.....136 (*84)
 Ryan, Nolan.....133 (*68)

ERA (100 IP)

Koosman, Jerry. 2.08 (*68)
 Sisk, Doug.....2.24 (*83)
 Matlack, Jon.....2.32 (*72)
 Gooden, Dwight 2.60 (*84)
 Rardon, Jeff.....2.61 (*80)
deGROM, JACOB 2.69 (*14)
 Seaver, Tom.....2.76 (*67)
 McDowell, Roger...2.83 (*85)
 Ryan, Nolan.....3.09 (*68)
 Aguilera, Rick.....3.24 (*85)
SYNDERGAARD, N. 3.24 (*15)

SAVES

McDowell, Roger....17 (*85)
 Young, Anthony.....15 (*92)
 Sisk, Doug.....11 (*83)
 Allen, Neil.....8 (*79)
 Takahashi, Hisanori .8 (*10)
 Baldwin, Rick.....6 (*75)
 Rardon, Jeff.....6 (*80)
 Myers, Randy.....6 (*87)
 Parker, Harry.....5 (*73)
FAMILIA, JEURYS 5 (*14)

HOLDS

FAMILIA, JEURYS .. 23 (*14)
 Rice, Scott.....17 (*13)
 Parnell, Bobby.....16 (*09)
SEWALD, PAUL..... 13 (*17)
 Black, Vic.....12 (*14)
 Robles, Hansel.....12 (*15)
 Beato, Pedro.....11 (*11)
 Smith, Joe.....10 (*07)
 Lidle, Cory.....9 (*97)
 Myers, Randy.....7 (*87)

HOME RUNS ALLOWED

Gentry, Gary.....24 (*69)
 Mlicki, Dave.....23 (*95)
 Yoshii, Masato.....22 (*98)
 Seaver, Tom.....19 (*67)
SYNDERGAARD, N. .. 19 (*15)
 Anderson, Craig.....18 (*62)
 Seo, Jae-Weong.....18 (*03)
 Gee, Dillon.....18 (*11)
 Parsons, Tom.....17 (*65)
 Bomback, Mark.....17 (*80)
 Darling, Ron.....17 (*84)
GSSELLMAN, ROBERT .. 17 (*17)

ALL-TIME LEADERS

HOME RUNS

AT HOME (SEASON)

Darryl Strawberry	24	1990
Darryl Strawberry	21	1988
Howard Johnson	21	1991
Cliff Floyd	21	2005
Carlos Delgado	21	2008
David Wright	21	2008

ON THE ROAD (SEASON)

Carlos Beltrán	26	2006
Howard Johnson	23	1987
Dave Kingman	22	1975
Mike Piazza	22	1999
Carlos Beltrán	22	2007
Dave Kingman	21	1976
Todd Hundley	21	1996
Mike Piazza	21	2000
Mike Piazza	21	2002
Ike Davis	21	2012

IN A MONTH (INDIVIDUAL)

April	Carlos Delgado	2006	9
	Dave Kingman	1976	9
	John Buck	2013	9
	Neil Walker	2016	9
May	Darryl Strawberry	1987	10
	Carlos Beltrán	2006	10
June	Tommie Agee	1970	11
	Howard Johnson	1989	11
July	Dave Kingman	1975	13
August	Mike Piazza	1999	11
September	Gary Carter	1985	13

IN ANY MONTH

Dave Kingman	July	1975	13
Gary Carter	September	1985	13
Tommie Agee	June	1970	11
Lee Mazzilli	July	1980	11
Howard Johnson	June	1989	11
Mike Piazza	August	1999	11

IN A MONTH (TEAM)

April	2017	37
May	2016	40
June	2017	50
July	2004	38
August	2015	45
	2016	45
September	2015	42

IN EXTRA INNINGS

Howard Johnson	9
Kevin McReynolds	5
Tommie Agee	4
Bobby Bonilla	4
Todd Hundley	4
Mike Piazza	4
Darryl Strawberry	4
Carlos Beltrán	3
Donn Clendenon	3
Chris Jones	3
Dave Kingman	3
Ron Swoboda	3

AS A DESIGNATED HITTER

Mike Piazza	9
YOENIS CÉPEDES	3
Carlos Delgado	3
Gary Sheffield	3
Carlos Beltrán	3

ALL-STAR HOME RUNS

David Wright	2006
Lee Mazzilli	1979

INTERLEAGUE (SEASON)

MICHAEL CONFORTO	2017	7
Lucas Duda	2014	7
Neil Walker	2016	7
Seven Tied with		6

INTERLEAGUE (CAREER)

Mike Piazza	28
David Wright	21
Curtis Granderson	19
Carlos Beltrán	16
Cliff Floyd	14
Lucas Duda	12
MICHAEL CONFORTO	11
Carlos Delgado	11
José Reyes	11

RBI

IN A MONTH-INDIVIDUAL

April	Jeff Kent	1994	26
May	Willie Montanez	1978	28
June	Mike Piazza	2000	32
July	Carlos Beltrán	2006	32
August	Mike Piazza	1999	33
September	Gary Carter	1985	34

IN ANY MONTH

Gary Carter	September	1985	34
Mike Piazza	August	1999	33
Mike Piazza	June	2000	32
Carlos Beltrán	July	2006	32
Dave Kingman	July	1975	31

INTERLEAGUE (SEASON)

David Wright	2010	24
Mike Piazza	1999	19
Lucas Duda	2014	19
Todd Zeile	2000	17
Mike Piazza	2000	16
Mike Piazza	2001	16
David Wright	2008	16
Ike Davis	2012	16

INTERLEAGUE (CAREER)

David Wright	106
Mike Piazza	80
José Reyes	61
Carlos Beltrán	57
Daniel Murphy	55
Lucas Duda	49
Edgardo Alfonzo	46

30-30 SEASONS

Player	Year	HR	SB
Howard Johnson	1987	36	32
Darryl Strawberry	1987	39	36
Howard Johnson	1989	36	41
Howard Johnson	1991	38	30
David Wright	2007	30	34

30 HOME RUN/100 RBI SEASONS

Player	Year	HR	RBI
Carlos Beltrán	2006	41	116
Todd Hundley	1996	41	112
Mike Piazza	1999	40	124
Darryl Strawberry	1987	39	104
Darryl Strawberry	1988	39	101
Carlos Delgado	2008	38	115
Carlos Delgado	2006	38	114
Mike Piazza	2000	38	113
Howard Johnson	1991	38	117
Darryl Strawberry	1990	37	108
Howard Johnson	1989	36	101
David Wright	2008	33	124
Carlos Beltrán	2007	33	112
Robin Ventura	1999	32	120
Gary Carter	1985	32	100
Bernard Gilkey	1996	30	117
David Wright	2007	30	107

NATIONAL LEAGUE LEADERS

HOME RUNS

Howard Johnson	1991	38
Darryl Strawberry	1988	39
Dave Kingman	1982	37

RBI

Howard Johnson	1991	117
----------------------	------	-----

BATTING AVERAGE

José Reyes	2011	.337
------------------	------	------

STOLEN BASES

Eric Young, Jr.	2013	46
José Reyes	2007	78
José Reyes	2006	64
José Reyes	2005	60

STRIKEOUTS

R.A. Dickey	2012	230
David Cone	1991	241
David Cone	1990	233
Dwight Gooden	1985	268
Dwight Gooden	1984	276
Tom Seaver	1976	235
Tom Seaver	1975	243
Tom Seaver	1973	251
Tom Seaver	1971	289
Tom Seaver	1970	283

WINS

Dwight Gooden	1985	24
Tom Seaver	1975	22
Tom Seaver	1969	25

ERA

JACOB deGROM	2018	1.70
Johan Santana	2008	2.53
Dwight Gooden	1985	1.53
Craig Swan	1982	2.43
Tom Seaver	1973	2.08
Tom Seaver	1971	1.76
Tom Seaver	1970	2.82

SAVES

JEURYS FAMILIA	2016	51
John Franco	1994	30
John Franco	1990	33

ALL-TIME TEAM STATISTICS

BATTING

Year	AVG	G	AB	R	H	2B	3B	HR	RBI	BB	SO	SB
1962	.240	161	5492	617	1318	166	40	139	573	616	991	59
1963	.219	162	5336	501	1168	156	35	96	459	457	1078	41
1964	.246	163	5566	569	1372	195	31	103	527	353	932	36
1965	.221	164	5441	495	1202	203	27	107	460	392	1129	28
1966	.239	161	5371	587	1286	187	35	98	534	446	992	55
1967	.238	162	5417	498	1288	178	23	83	461	362	981	58
1968	.228	163	5503	473	1252	178	30	81	434	379	1203	72
1969	.242	162	5427	632	1311	184	41	109	598	527	1089	66
1970	.249	162	5443	695	1358	211	42	120	640	684	1062	118
1971	.249	162	5477	588	1365	203	29	98	546	547	958	89
1972	.225	156	5135	528	1154	175	31	105	490	589	990	41
1973	.246	161	5457	608	1345	198	24	85	553	540	805	27
1974	.235	162	5468	572	1286	183	22	96	538	597	735	43
1975	.256	162	5587	646	1430	217	34	101	604	501	805	32
1976	.246	162	5415	615	1334	198	34	102	560	561	797	66
1977	.244	162	5410	587	1319	227	30	88	525	529	887	98
1978	.245	162	5433	607	1332	227	47	86	561	549	829	100
1979	.250	163	5591	593	1399	255	41	74	558	498	817	135
1980	.257	162	5478	611	1407	218	41	61	554	501	840	158
1981	.248	105	3493	348	868	136	35	57	325	304	603	103
1982	.247	162	5510	609	1361	227	26	97	568	456	1005	137
1983	.241	162	5444	575	1314	172	26	112	542	436	1031	141
1984	.257	162	5438	652	1400	235	25	107	607	500	1001	149
1985	.257	162	5549	695	1425	239	35	134	651	546	872	117
1986	.263	162	5558	783	1462	261	31	148	730	631	968	118
1987	.268	162	5601	823	1499	287	34	192	771	592	1012	159
1988	.256	160	5408	703	1387	251	24	152	659	544	842	140
1989	.246	162	5489	683	1351	280	21	147	633	504	934	158
1990	.256	162	5504	775	1410	278	21	172	734	536	851	110
1991	.244	161	5359	640	1305	250	24	117	605	578	789	153
1992	.235	162	5340	599	1254	259	17	93	564	572	956	129
1993	.248	162	5448	672	1350	228	37	158	632	448	879	79
1994	.250	113	3869	506	966	164	21	117	477	336	807	25
1995	.267	144	4958	657	1323	218	34	125	617	446	994	58
1996	.270	162	5618	746	1515	267	47	147	697	445	1069	97
1997	.262	162	5524	777	1448	274	28	153	741	550	1029	97
1998	.259	162	5510	706	1425	289	24	136	671	572	1049	62
1999	.279	163	5572	853	1553	297	14	181	814	717	994	150
2000	.263	162	5486	807	1445	281	20	198	761	675	1037	66
2001	.249	162	5459	642	1361	273	18	147	608	545	1062	66
2002	.256	161	5496	690	1409	238	22	160	650	486	1044	87
2003	.247	161	5341	642	1317	262	24	124	607	489	1035	70
2004	.249	162	5532	684	1376	289	20	185	658	512	1159	107
2005	.258	162	5505	722	1421	279	32	175	683	486	1075	153
2006	.264	162	5558	834	1469	323	41	200	800	547	1071	146
2007	.275	162	5605	804	1543	294	27	177	761	549	981	200
2008	.266	162	5606	799	1491	274	38	172	751	619	1024	138
2009	.270	162	5453	671	1472	295	49	95	631	526	928	122
2010	.249	162	5465	656	1361	266	40	128	625	502	1095	130
2011	.264	162	5600	718	1477	309	39	108	676	571	1085	130
2012	.249	162	5450	650	1357	286	21	139	625	503	1250	79
2013	.237	162	5559	619	1318	263	32	130	593	512	1384	114
2014	.239	162	5472	629	1306	275	19	125	602	516	1264	101
2015	.244	162	5527	683	1351	295	17	177	654	488	1290	51
2016	.246	162	5459	671	1342	240	19	218	649	517	1302	42
2017	.250	162	5510	735	1379	286	28	224	713	529	1291	58
2018	.234	162	5468	676	1282	265	34	170	649	566	1404	71

ALL-TIME TEAM STATISTICS

PITCHING

Year	ERA	G	CG	SHO	SV	IP	H	R	ER	BB	SO	HR
1962	5.04	161	43	4	10	1430.0	1577	948	801	571	772	192
1963	4.12	162	42	5	12	1427.1	1452	774	654	529	806	162
1964	4.25	163	40	10	15	1438.2	1511	776	680	466	717	130
1965	4.06	164	29	11	14	1454.2	1462	752	656	498	776	147
1966	4.17	161	37	9	22	1427.0	1497	761	661	521	773	166
1967	3.73	162	36	10	19	1433.2	1369	672	594	536	893	124
1968	2.72	163	45	25	32	1483.1	1250	499	449	430	1014	87
1969	2.99	162	51	28	35	1468.1	1217	541	487	517	1012	119
1970	3.45	162	47	10	32	1459.2	1260	630	559	575	1064	135
1971	2.99	162	42	13	22	1466.1	1227	550	487	529	1157	100
1972	3.26	156	32	12	41	1414.2	1263	578	513	486	1059	118
1973	3.26	161	47	15	40	1465.0	1345	588	531	490	1027	127
1974	3.42	162	46	15	14	1470.1	1433	646	558	504	908	99
1975	3.39	162	40	14	31	1466.0	1344	625	552	580	989	99
1976	2.94	162	53	18	25	1449.0	1248	538	473	419	1025	97
1977	3.77	162	27	12	28	1433.2	1378	663	601	490	911	118
1978	3.87	162	21	7	26	1455.1	1447	690	626	531	775	114
1979	3.84	163	16	10	36	1482.2	1486	706	633	607	819	120
1980	3.85	162	17	9	33	1451.1	1473	702	621	510	886	140
1981	3.55	105	7	3	24	926.0	906	432	365	336	490	74
1982	3.88	162	15	5	37	1447.1	1508	723	624	582	759	119
1983	3.68	162	18	7	33	1451.0	1384	680	593	615	717	97
1984	3.60	162	12	15	50	1442.2	1371	676	577	573	1028	104
1985	3.11	162	32	19	37	1488.0	1306	568	514	515	1039	111
1986	3.11	162	27	11	46	1484.0	1304	578	513	509	1083	103
1987	3.84	162	16	7	51	1454.0	1407	698	621	510	1032	135
1988	2.91	160	31	22	46	1439.0	1253	532	465	404	1100	78
1989	3.29	162	24	12	38	1454.1	1260	595	531	532	1108	115
1990	3.43	162	18	14	41	1440.0	1339	613	548	444	1217	119
1991	3.56	161	12	11	39	1437.1	1403	646	568	410	1028	108
1992	3.66	162	17	13	34	1446.2	1404	653	588	482	1025	98
1993	4.05	162	16	8	22	1438.0	1483	744	647	434	867	139
1994	4.13	113	7	3	35	1023.0	1069	526	470	332	640	117
1995	3.88	144	9	9	36	1291.0	1296	618	556	401	901	133
1996	4.22	162	10	10	41	1440.0	1517	779	675	532	999	159
1997	3.95	162	7	8	49	1459.1	1452	709	640	504	982	160
1998	3.76	162	9	16	46	1458.0	1381	645	609	532	1129	152
1999	4.27	163	5	7	49	1456.2	1372	711	691	617	1172	167
2000	4.16	162	8	10	49	1450.0	1398	738	670	574	1164	164
2001	4.07	162	6	14	48	1445.2	1418	713	654	438	1191	186
2002	3.89	161	9	10	36	1442.2	1408	703	624	543	1107	163
2003	4.48	161	3	10	38	1413.1	1497	754	704	576	907	168
2004	4.09	162	2	6	31	1449.0	1452	731	658	592	977	156
2005	3.76	162	8	11	38	1435.2	1390	648	599	491	1012	135
2006	4.14	162	5	12	43	1461.2	1402	731	673	527	1161	180
2007	4.26	162	2	10	39	1452.1	1415	750	687	570	1134	165
2008	4.07	162	5	12	43	1464.1	1415	715	662	590	1181	163
2009	4.45	162	3	12	39	1426.0	1452	757	705	616	1031	158
2010	3.70	162	8	19	36	1453.0	1438	652	597	545	1106	135
2011	4.19	162	6	9	43	1448.0	1482	742	674	514	1126	147
2012	4.09	162	7	5	36	1434.0	1368	709	651	488	1240	161
2013	3.77	162	4	10	40	1476.2	1442	684	618	458	1209	152
2014	3.49	162	1	10	42	1463.2	1370	618	568	509	1303	141
2015	3.43	162	1	14	50	1462.2	1341	613	557	383	1337	152
2016	3.57	162	1	13	55	1447.0	1397	617	574	439	1396	152
2017	5.01	162	2	5	34	1434.2	1538	863	799	593	1374	220
2018	4.07	162	3	15	41	1460.2	1364	707	661	484	1446	185

YEAR-BY-YEAR RECORD

Year	W-L	Pct.	Pos	Gb-A	Manager
1962	40-120	.250	10	-60.5	Stengel
1963	51-111	.315	10	-48.0	Stengel
1964	53-109	.327	10	-40	Stengel
1965	50-112	.309	10	-47	Stengel-Westrum
1966	66-95	.410	9	-28.5	Westrum
1967	61-101	.377	10	-40.5	Westrum-Parker
1968	73-89	.451	9	-24	Hodges
1969	100-62	.617	1-East	+8	Hodges
1970	83-79	.512	3-East	-6	Hodges
1971	83-79	.512	3-East (T)	-14	Hodges
1972	83-73	.532	3-East	-13.5	Berra
1973	82-79	.509	1-East	+1.5	Berra
1974	71-91	.438	5-East	-17	Berra
1975	82-80	.506	3-East (T)	-10.5	Berra-McMillan
1976	86-76	.531	3-East	-15	Frazier
1977	64-98	.395	6-East	-37	Frazier-Torre
1978	66-96	.407	6-East	-24	Torre
1979	63-99	.389	6-East	-35	Torre
1980	67-95	.414	5-East	-24	Torre
1981	41-62	.398	5-East	-18.5	Torre
1982	65-97	.401	6-East	-27	Bamberger
1983	68-94	.420	6-East	-22	Bamberger-Howard
1984	90-72	.556	2-East	-6.5	Johnson
1985	98-64	.605	2-East	-3	Johnson
1986	108-54	.667	1-East	+21.5	Johnson
1987	92-70	.568	2-East	-3	Johnson
1988	100-60	.625	1-East	+15	Johnson
1989	87-75	.537	2-East	-6	Johnson
1990	91-71	.562	2-East	-4	Johnson-Harrelson
1991	77-84	.478	5-East	-20.5	Harrelson-Cubbage
1992	72-90	.444	5-East	-24.0	Torborg
1993	59-103	.364	7-East	-38.0	Torborg-Green
1994	55-58	.487	3-East	-18.5	Green
1995	69-75	.479	2-East (T)	-21.0	Green
1996	71-91	.438	4-East	-25.0	Green-Valentine
1997	88-74	.543	3-East	-13.0	Valentine
1998	88-74	.543	2-East	-18.0	Valentine
1999	97-66	.595	2-East	-6.5	Valentine
2000	94-68	.580	2-East	-1.0	Valentine
2001	82-80	.506	3-East	-6.0	Valentine
2002	75-86	.466	5-East	-26.5	Valentine
2003	66-95	.410	5-East	-34.5	Howe
2004	71-91	.438	4-East	-25.0	Howe
2005	83-79	.512	3-East (T)	-7.0	Randolph
2006	97-65	.599	1-East	+12.0	Randolph
2007	88-74	.543	2-East	-1.0	Randolph
2008	89-73	.549	2-East	-3.0	Randolph-Manuel
2009	70-92	.432	4-East	-23.0	Manuel
2010	79-83	.488	4-East	-18.0	Manuel
2011	77-85	.475	4-East	-25.0	Collins
2012	74-88	.457	4-East	-24.0	Collins
2013	74-88	.457	3-East	-22.0	Collins
2014	79-83	.488	2-East (T)	-17.0	Collins
2015	90-72	.556	1-East	+7.0	Collins
2016	87-75	.537	2-East	-8.0	Collins
2017	70-92	.432	4-East	-27.0	Collins
2018	77-85	.475	4-East	-13.0	Callaway
TOTALS	4,362-4,732	.480			

ALL-TIME WIN-LOSS BREAKDOWN

Year	Home	Road	Day	Night	vs. NL			vs. AL			1-Run	Extra Inn.	DHs W-L-S	Overall
					East	Cent	West	East	Cent	West				
1962	22-58	18-62	24-62	16-58	—	—	—	—	—	—	19-39	4-13	3-17-10	40-120
1963	34-47	17-64	32-60	19-51	—	—	—	—	—	—	18-32	8-4	3-6-10	51-111
1964	33-48	20-61	28-58	25-51	—	—	—	—	—	—	17-30	3-6	4-12-6	53-109
1965	29-52	21-60	29-57	25-51	—	—	—	—	—	—	20-32	8-6	5-11-8	50-112
1966	32-49	34-46	34-47	32-48	—	—	—	—	—	—	25-24	5-7	5-6-12	66-95
1967	36-42	25-59	28-42	33-59	—	—	—	—	—	—	24-30	9-9	4-8-13	61-101
1968	32-49	41-40	30-43	43-47	—	—	—	—	—	—	26-37	2-13	2-9-11	73-89
1969	52-30	48-32	45-30	55-32	57-33	—	43-29	—	—	—	41-23	10-6	11-3-8	100-62
1970	44-38	39-41	41-30	42-49	50-40	—	33-39	—	—	—	24-27	9-11	3-2-8	83-79
1971	44-37	39-42	32-38	51-41	49-41	—	34-38	—	—	—	31-27	13-9	4-2-5	83-79
1972	41-37	42-36	33-32	50-41	48-36	—	35-37	—	—	—	33-15	7-6	3-1-6	83-73
1973	43-38	39-41	28-34	54-45	48-41	—	34-38	—	—	—	31-32	7-12	2-3-8	82-79
1974	36-45	35-46	37-32	34-59	39-51	—	32-40	—	—	—	17-36	4-16	2-11-5	71-91
1975	42-39	40-41	30-33	52-47	40-50	—	42-30	—	—	—	23-29	8-10	1-7-6	82-80
1976	45-37	41-39	40-31	46-45	47-43	—	39-33	—	—	—	30-30	3-8	1-2-6	86-76
1977	35-44	29-54	29-36	35-62	34-56	—	30-42	—	—	—	18-28	7-5	1-6-9	64-98
1978	33-47	33-49	24-39	42-57	37-53	—	29-43	—	—	—	27-35	8-17	1-3-8	66-96
1979	28-53	35-46	28-38	35-61	33-57	—	30-42	—	—	—	24-35	7-12	2-8-9	63-99
1980	38-44	29-51	31-41	36-54	41-49	—	26-46	—	—	—	26-34	8-13	2-4-6	67-95
1981	24-27	17-35	22-20	19-42	27-32	—	14-30	—	—	—	14-12	6-1	0-2-3	41-62
1982	33-48	32-49	25-27	40-70	37-53	—	28-44	—	—	—	23-31	7-9	0-5-6	65-97
1983	41-41	27-53	23-28	45-66	40-50	—	28-44	—	—	—	28-29	12-4	4-2-5	68-94
1984	48-33	42-39	25-32	65-40	46-44	—	44-28	—	—	—	29-20	11-1	4-3-2	90-72
1985	51-30	47-34	36-25	62-39	52-38	—	46-26	—	—	—	33-31	12-10	2-1-2	98-64
1986	55-26	53-28	42-19	66-35	59-31	—	49-23	—	—	—	29-20	13-10	4-1-4	108-54
1987	49-32	43-38	27-29	65-41	53-37	—	39-33	—	—	—	29-23	5-11	2-0-1	92-70
1988	56-24	44-36	34-20	66-40	57-33	—	43-27	—	—	—	31-21	9-5	2-0-1	100-60
1989	51-30	36-45	24-32	63-43	48-42	—	39-33	—	—	—	22-30	8-10	2-1-0	87-75
1990	52-29	39-42	31-26	60-45	51-39	—	40-32	—	—	—	23-28	5-5	2-2-3	91-71
1991	40-42	37-42	24-29	53-55	44-45	—	33-39	—	—	—	20-29	8-8	0-0-3	77-84
1992	41-40	31-50	21-27	51-63	34-56	—	38-34	—	—	—	24-30	4-9	1-2-2	72-90
1993	28-53	31-50	21-38	38-65	30-48	—	29-55	—	—	—	19-35	8-7	0-1-2	59-103
1994	23-30	32-28	18-18	37-40	15-21	21-14	19-23	—	—	—	19-20	4-8	0-0-1	55-58
1995	40-32	29-43	17-23	52-52	27-25	21-24	21-26	—	—	—	21-24	9-7	1-0-0	69-75
1996	42-39	29-52	27-31	44-60	25-27	28-33	18-31	—	—	—	23-35	8-8	1-1-3	71-91
1997	50-31	38-43	37-26	51-48	29-19	34-21	18-26	7-8	—	—	21-27	11-7	0-1-3	88-74
1998	47-34	41-40	33-26	55-48	22-26	33-21	24-20	9-7	—	—	35-26	7-9	4-1-3	88-74
1999	49-32	48-34	32-23	65-43	27-23	33-18	25-19	12-6	—	—	27-19	6-5	1-0-1	97-66
2000	55-26	39-42	33-24	61-44	27-23	34-16	24-20	9-9	—	—	29-20	10-8	3-0-0	94-68
2001	44-37	38-43	22-34	60-46	43-33	15-21	14-18	10-8	—	—	30-20	10-10	0-0-0	82-80
2002	38-43	37-43	21-33	54-53	35-41	20-15	10-22	3-3	7-5	—	27-26	5-9	0-2-1	75-86
2003	34-46	32-49	21-30	45-65	27-49	17-22	17-14	0-6	—	5-4	15-28	1-6	0-3-0	66-95
2004	38-43	33-48	25-31	46-60	29-47	15-21	17-15	4-2	6-6	—	23-24	11-6	0-1-2	71-91
2005	48-33	35-46	26-26	57-53	38-36	20-21	20-12	3-3	—	2-7	21-24	8-6	0-0-1	83-79
2006	50-31	47-34	36-19	61-46	45-29	23-17	23-10	6-9	—	—	31-16	9-5	1-0-2	97-65
2007	41-40	47-34	30-22	58-52	35-37	28-12	17-18	3-3	2-4	3-0	22-15	7-8	0-0-0	88-74
2008	48-33	41-40	29-25	60-48	40-32	20-20	20-15	4-2	—	5-4	16-19	9-9	0-0-2	89-73
2009	41-40	29-52	30-25	40-67	28-44	23-17	14-21	5-10	—	—	19-24	4-7	0-0-0	70-92
2010	47-34	32-49	22-26	57-57	31-41	21-19	14-18	6-3	7-2	—	25-30	7-9	1-1-0	79-83
2011	34-47	43-38	24-26	53-59	33-39	19-20	16-17	2-4	2-1	5-4	21-28	7-7	1-3-0	77-85
2012	36-45	38-43	33-26	41-62	32-40	17-22	17-19	8-7	—	—	20-22	3-7	0-1-0	74-88
2013	33-48	41-40	31-34	43-54	34-42	12-21	17-16	4-0	7-9	—	29-28	8-12	1-1-2	74-88
2014	40-41	39-42	31-22	48-61	38-38	16-18	14-18	2-2	—	9-7	26-29	7-8	0-0-2	79-83
2015	49-32	41-40	32-17	58-55	47-29	13-20	21-12	9-11	—	—	25-24	9-6	0-1-0	90-72
2016	44-37	43-38	29-17	58-58	40-36	22-10	13-21	2-2	10-6	—	25-22	8-5	0-1-1	87-75
2017	37-44	33-48	14-33	56-59	37-39	14-19	12-21	0-4	—	7-9	21-24	3-8	1-1-2	70-92
2018	37-44	40-41	26-27	51-58	40-36	13-20	16-17	8-12	—	—	16-26	9-9	1-0-3	77-85
Totals	2049-2501	2720-2943	532-482	116-121	36-35	41-33	36-35	419-463	4362-4732					
	2313-2231	1642-1789	1972-1960	1318-1374	41-33	1385-1514	98-159-217							

MONTHLY WIN-LOSS BREAKDOWN

Month	Most Wins	Fewest Wins	2018	Total
March	2-0 (2018)	0-1 (2003) 0-1 (2014)	2-0	5-3
April	16-8 (2006) 16-10 (2002)	2-10 (1964)	15-9	591-568
May	21-7 (1972)	8-21 (1977) 8-18 (1979)	10-18	743-811-2
June	21-7 (1990)	5-21 (2018)	5-21	732-828-1
July	21-7 (1985) 21-9 (1984)	4-25 (1963)	12-12	744-789
August	21-11 (1986) 21-10 (1969)	5-24 (1982)	15-15	758-874
September	23-7 (1969)	6-18 (1962)	18-10	730-811-2
October	5-0 (1986) 5-1 (1972)	0-3 (2 Times)	0-0	59-48-2

*1981, 1994 and 1995 low totals not reflected due to shortened season.

1-0 LOSSES DECIDED BY A HOME RUN

Date	Opponent	Inning	Opponent Batter	Mets Pitcher
7/10/63	vs. Los Angeles	8	Johnny Roseboro	Carl Willey
7/27/63	at Houston	8	Johnny Bateman	Roger Craig
9/2/63 (2)	vs. Cincinnati	1	Pete Rose	Jay Hook
5/5/65	vs. Philadelphia	6	Jim Bunning*	Warren Spahn
5/28/66	vs. Philadelphia	7	Bill White	Bob Friend
4/13/68	at Los Angeles	2	Ron Fairly	Don Cardwell
8/17/68	vs. Houston	6	Jimmy Wynn	Jim McAndrew
5/20/71	at Philadelphia	2	Deron Johnson	Gary Gentry
9/16/71	vs. Chicago	8	Juan Pizarro*	Tom Seaver
4/17/73	vs. Chicago	4	Rick Monday	Tom Seaver
6/7/74	at Houston	2	Lee May	Harry Parker
7/17/76	vs. Houston	1	Cesar Cedeño	Tom Seaver
7/28/76	vs. Pittsburgh	13	Richie Hebner	Ken Sanders
4/26/78	vs. Pittsburgh	11	Ed Ott	Bob Myrick
6/4/80	vs. St. Louis	10	Ken Reitz	Neil Allen
6/8/85	vs. St. Louis	9	Tommy Herr	Tom Gorman
9/11/85	vs. St. Louis	10	Cesar Cedeño	Jesse Orosco
7/28/90	vs. St. Louis	7	Willie McGee	David Cone
9/9/97	vs. Philadelphia	8	Rico Brogna	Dave Mlicki
6/16/03	at Florida	3	Ivan Rodriguez	Tom Glavine
9/18/03	vs. Montreal	3	Todd Zeile	Steve Trachsel
9/19/04	at Pittsburgh	3	Humberto Cota	Aaron Heilman
4/9/16	vs. Philadelphia	5	Ryan Howard	Bartolo Colon
9/14/16	at Washington	7	Wilson Ramos	Fernando Salas

* Pitcher

HISTORICAL RECORDS

BATTING

GAMES PLAYED

Season
162..... John Olerud, 1999
Felix Millan, 1975

Career
1,853..... Ed Kranepool

Consecutive
200..... José Reyes,
4/24/05-6/5/06

AT-BATS

Individual, Game
11..... Dave Schneck at St. Louis
9/11/74 (25 innings)

Individual, Season
696..... José Reyes, 2005

Individual, Season, Rookie
573..... Ty Wigginton, 2003

Individual, Career
5,998..... David Wright

Team, Nine-Inning Game
52..... at Philadelphia (G1), 8/16/18

Team, Extra-Inning Game
89..... vs. St. Louis,
9/11/74 (25 innings)

Team, Season
5,618..... 1996

RUNS

Individual, Game
6..... Edgardo Alfonzo
at Houston, 8/30/99

Individual, Season
127..... Carlos Beltrán, 2006

Individual, Season, Rookie
74..... Cleon Jones, 1966

Individual, Career
949..... David Wright

Team, Most in an Inning
12..... 4/29/16
vs. San Francisco (third inning)
(for entire list see chart on page 63)

Team, Game
24..... at Philadelphia (G1), 8/16/18

Team, Two Consecutive Games
40.. at Baltimore, 8/15/18 (Won, 16-5)
at Philadelphia, 8/16/18 G1 (Won, 24-4)

Team, Doubleheader
30..... at Philadelphia, 8/16/18
(Won 24-4 & Lost 9-6)

Team, Most In A Season
853..... 1999

Team, Fewest in a Season*
473..... 1968

HITS

Individual, Game
6..... Wilmer Flores
vs. Chicago-NL, 7/3/16
..... Edgardo Alfonzo
at Houston, 8/30/99

Individual, Season
227..... Lance Johnson, 1996

Individual, Season, Rookie
146..... Ty Wigginton, 2003

Individual, Career
1,777..... David Wright

Team, Most in an Inning
10..... vs. Atlanta, 8/18/09
(fourth inning)

Team, Nine-Inning Game
25..... at Philadelphia (G1), 8/16/18

Team, Extra-Inning Game
28..... at Atlanta, 7/4/85
(19 innings)

Team, Most, Season
1,553..... 1999

Team, Fewest, Season*
1,168..... 1963

HITTING STREAKS

Individual, Consecutive Games
30..... Moises Alou,
8/23-9/26/07

Consecutive Games, Lefthander
23..... John Olerud,
7/19-8/9/98

Consecutive Games, Rookie
23..... Mike Vail,
8/22-9/15/75

Consecutive At-bats With a Hit
9..... José Vizcaino, 4/23-4/25/96

Individual, Consecutive Games on Road
24..... José Reyes,
6/28-9/24/10

Individual, Consecutive Games at Home
22..... Edgardo Alfonzo,
5/16-7/6/97

SINGLES

Individual, Nine-Inning Game
5..... Dave Magadan
vs. Houston, 7/24/87 (G2)

Individual, Extra-Inning Game
5 (two times)..... Jim Hickman
at Atlanta, 9/30/64 (12 innings)
Gary Carter
at Atlanta, 7/4/85 (19 innings)

Team, Nine-Inning Game
18..... at Atlanta, 8/7/71

Team, Extra-Inning Game
23..... at Atlanta, 7/4/85
(19 innings)

Team, Most, Season
1,087..... 1980

DOUBLES

Individual, Game
3 (29 times)..... last, Brandon Nimmo
vs. Cincinnati, 8/8/18

Individual, Season
44..... Bernard Gilkey, 1996

Individual, Season, Rookie
36..... Ty Wigginton, 2003

Individual, Career
390..... David Wright

Team, Most, Game
10..... at Montreal, 9/27/01

Team, Most, Season
323..... 2006

TRIPLES

Individual, Game
3..... Doug Flynn
at Montreal, 8/5/80

Individual, Season
21..... Lance Johnson, 1996

Individual, Season, Rookie
8..... Mookie Wilson, 1981

Individual, Career
110..... José Reyes

Team, Most, Nine-Inning Game
4..... vs. Chicago, 5/23/70

Team, Most, Extra-Inning Game
4..... vs. San Diego, 7/6/79
(12 innings)

Team, Most, Season
49..... 2009

HOME RUNS

Individual, Game

3 (13 times).....Yoenis Céspedes
at Philadelphia, 4/11/17
.....Yoenis Céspedes
at Colorado, 8/21/15
Lucas Duda
vs. San Diego, 7/29/15
Kirk Nieuwenhuis
vs. Arizona, 7/12/15
Ike Davis
at Arizona, 7/28/12
Carlos Beltrán
at Colorado, 5/12/11
José Reyes
at Philadelphia, 8/15/06
Edgardo Alfonzo
at Houston, 8/30/99
Gary Carter
at San Diego, 9/3/85
Darryl Strawberry
at Chicago, 8/5/85
Claudell Washington
at Los Angeles, 6/22/80
Dave Kingman
at Los Angeles, 6/4/76
Jim Hickman
at St. Louis, 9/3/65

Individual, Game, Each Side of the Plate

23 times.....last by José Reyes,
at Washington, 8/1/18
(for entire list see chart on page 165)

Individual, Two Consecutive Games (Total)

5.....Gary Carter,
9/3-9/4/85

Individual, Three Consecutive Games (Total)

6.....Frank Thomas,
8/1, 8/2 & 8/3/62

Individual, Consecutive Games with a home run (regular season)

5.....Richard Hidalgo,
7/1-7/5/04

Individual, Consecutive Games with a home run (postseason)

6.....Daniel Murphy,
10/13/15-10/21/15

Individual, Consecutive at-bats

3, Many times.....last by
Yoenis Céspedes, 8/21/15

Individual, Pitcher, Game

2 (twice).....Noah Syndergaard
at Los Angeles-NL, 5/11/16
.....Walt Terrell
at Chicago, 8/6/83

Individual, First Major League At-Bat

4 timesMike Jacobs
vs. Washington, 8/31/05
Kazuo Matsui
at Atlanta, 6/6/04
Mike Fitzgerald
at Philadelphia, 9/13/83
Benny Ayala
vs. Houston, 8/27/74

Individual, One Month (Total)

13 (twice)....Dave Kingman, July, 1975
Gary Carter, September, 1985

Individual, Season

41 (twice).....Carlos Beltrán, 2006
Todd Hundley, 1996

Individual, Season, Righthander

40Mike Piazza, 1999

Individual, Season, Lefthander

39 (twice).....Darryl Strawberry,
1987 & 1988

Individual, Season, Rookie

26Darryl Strawberry, 1983

Individual, Season, at Home

24.....Darryl Strawberry, 1990

Individual, Season, on the Road

26Carlos Beltrán, 2006

Individual, Career

252.....Darryl Strawberry

Individual, Career, Righthander

242.....David Wright

Individual, Career, Switch Hitter

192.....Howard Johnson

Individual, Career, at Home

123.....Darryl Strawberry

Individual, Career, on the Road

129.....Darryl Strawberry

Individual, Walkoff, Career

4.....Wilmer Flores
Mike Piazza
Kevin McReynolds,
Cleon Jones,
Chris Jones

Individual, Career, Designated Hitter

9.....Mike Piazza

Individual, 1-0 Games Decided by a Home Run

(for 1-0 wins by a HR, see page 148)
(for 1-0 losses by a HR, see page 392)

Individual, Grand Slams, Game

1.....many times, last,
Jay Bruce, vs. Miami
9/12/18

(for list see chart on page 446)

Individual, Grand Slams, Season

3 (four times)....Carlos Beltrán, 2006
Mike Piazza, 2000
Robin Ventura, 1999
John Milner, 1976

Individual, Grand Slams, Career

6.....Mike Piazza

Team, Grand Slams, Game

2.....6/28/11 at Detroit
Jason Bay and Carlos Beltrán
7/16/06 at Chicago (NL)
Cliff Floyd and Carlos Beltrán

Individual, Grand Slams, Pitcher

1 (twice).....Jack Hamilton vs.
St. Louis, 5/20/67 (Al Jackson)
Carl Willey vs. Houston,
7/15/63 (Ken Johnson)

Team, Grand Slams, Season

10.....2006

Individual, Leadoff, Season

7 (twice).....Curtis Granderson, 2015
.....Curtis Granderson, 2016

Individual, Leadoff, Career

21.....José Reyes

Team, Leadoff, Season

11.....2017

Individual, Inside the park, Career

2 (twice).....Angel Pagan
Darryl Strawberry
(for list see chart on page 351)

Individual, Extra-Innings, Career

9.....Howard Johnson

Individual, Interleague, Season

7Michael Conforto, 2017
Neil Walker, 2016
Lucas Duda, 2014

Individual, Interleague, Career

28Mike Piazza

Team, Consecutive Home Runs in One Inning

3 (seven times)vs. Philadelphia,
6/7/07, sixth inning
(Delgado, Wright, Lo Duca)
vs. Philadelphia, 4/17/89,
third inning (Strawberry-
McReynolds-Hernandez)
at Cincinnati, 5/1/88, fifth inning
(Teufel-Hernandez-Strawberry)
at Atlanta, 7/27/86, third inning
(Carter-Strawberry-Mitchell)
at San Diego, 7/20/74, fifth inning
(Theodore-Staub-Jones)
at Montreal, 5/18/70, eighth inning
(Marshall-Foy-Grote)
vs. Philadelphia, 4/28/62, sixth
inning (Thomas-Neal-Hodges)

Team, Most, Game

8.....8/24/15
at Philadelphia (Flores-2, Wright,
Lagares, d'Arnaud, Cuddyer,
Murphy, Céspedes)

Team, First Two Batters of Game

twice.....7/12/07 vs. Cincinnati
(Reyes, Gotay)
.....8/26/16 vs. Philadelphia
(Reyes, Cabrera)

Team, Consecutive Games with a Home Run

21.....7/16-8/5/96

Team, Consecutive Games without a Home Run

17.....8/27-9/13/80

Team, Most, Month

50June, 2017

Team, Most, Season

224.....2017

Team, Fewest, Season*

61.....1980

RBI

Individual, Game
 9 Carlos Delgado
 at NY Yankees, 6/27/08 (G1)

Individual Rookie, Game
 7 Jermony Burnitz
 at Montreal, 8/5/93

Individual, Consecutive Games
 15 Mike Piazza, 6/14-7/2/00

Individual, One Month
 34 Gary Carter, September, 1985

Individual, Season
 124 (twice) Mike Piazza, 1999
 David Wright, 2008

Individual, Season, Lefthander
 120 Robin Ventura, 1999

Individual, Season, Rookie
 74 Darryl Strawberry, 1983

Individual, Career
 956 David Wright

Team, Most, Game
 22 at Chicago, 8/16/87

Team, Most, Season
 814 1999

TOTAL BASES

Individual, Game
 16 Edgardo Alfonzo at Houston,
 8/30/99 (3-HR, 2B, 2-1B)

Individual, Season
 334 David Wright, 2008

Individual, Season, Switch Hitter
 319 Howard Johnson, 1989

Individual, Season, Lefthander
 327 Lance Johnson, 1996

Individual, Career
 2,945 David Wright

Team, Most, Game
 51 at Philadelphia, 8/24/15

Team, Most, Season
 2,474 2006

EXTRA-BASE HITS

Individual, Game
 4 (11 times)
 last by Yoenis Céspedes
 at Philadelphia, 4/11/17

Individual, consecutive Games
 9 Yoenis Céspedes, 4/15-4/29/16

Individual, Season
 80 (twice) Carlos Beltrán, 2006
 Howard Johnson, 1989

Individual, Rookie, Season
 53 Ty Wigginton, 2003
 Ike Davis, 2010

Individual Career
 658 David Wright

Team, Most, Game
 15 at Philadelphia, 8/24/15

Team, Most, Season
 564 2006

STOLEN BASES

Individual, Game
 4 (four times) David Wright
 at San Francisco, 5/14/09
 Roger Cedeño
 at Philadelphia, 5/14/99
 Vince Coleman
 vs. Montreal, 6/23/93
 and at St. Louis, 6/26/92

Individual, Consecutive Games With a Stolen Base
 6 (three times) José Reyes,
 8/21-8/26/07
 José Reyes,
 7/17-7/23/05
 Vince Coleman,
 5/1-5/8/91

Individual, Season
 78 José Reyes, 2007

Individual, Season, Rookie
 24 Mookie Wilson, 1981

Individual, Consecutive Without Being Caught
 33 Kevin McReynolds
 6/7/87-4/9/89

Individual, Career
 403 José Reyes

Team, Most, Game
 7 at San Francisco, 5/14/09
 (Wright-4, Cora, Beltrán, Sheffield)

Team, Most Over Two Consecutive Games
 11 (three times) 8/7-8/18/87
 8/15-8/26/07
 5/14-5/15/09

Team, Most, Season
 200 2007

Team, Fewest, Season*
 27 1973

CAUGHT STEALING

Individual, Nine-Inning Game
 2 (34 times) last, José Reyes,
 vs. Philadelphia, 9/15/07

Individual, Extra-Inning Game
 3 Lenny Randle
 at Montreal, 4/15/78 (11 innings)

Team, Nine-Inning Game
 4 at Montreal, 8/3/79

Team, Extra-Inning Inning Game
 4 twice, last, at Pittsburgh,
 9/20/80

Individual, Season
 21 (twice) José Reyes, 2007
 Lenny Randle, 1977

Individual, Career
 100 José Reyes

Team, Season
 99 1980

SACRIFICE HITS

Individual, Game
 3 Livan Hernandez
 at Florida, 4/11/09
 Sid Fernandez
 vs. Houston, 7/24/87 (Game 1)

Individual, Season
 24 Felix Millan, 1974

Individual, Career
 85 (twice) Dwight Gooden
 Jerry Kosman

Team, Most, Nine-Inning Game
 5 at Atlanta, 7/18/09

Team, Most, Extra-Inning Game
 5 (two times) at Colorado,
 4/26/95 (14 innings)
 vs. Pittsburgh,
 8/10/92 (16 innings)

Team, Most, Season
 108 1973

SLUGGING PERCENTAGE

Season*
 .614 Mike Piazza, 2000

Rookie*
 .512 Darryl Strawberry, 1983

Career!
 .542 Mike Piazza

Team, High
 .445 2006

SACRIFICE FLIES

Individual, Game
 2 (27 times) last, Brandon Nimmo,
 9/6/17 vs. Philadelphia

Individual, Season
 15 (twice) Howard Johnson, 1991
 Gary Carter, 1986

Individual, Career
 65 David Wright

Team, Most, Inning
 3 at Yankees (second), 6/24/05

Team, Most, Game
 4 (three times) at Yankees, 6/24/05
 vs. Philadelphia, 9/23/72
 at San Francisco, 7/26/67

Team, Most, Season
 59 1997

STRIKEOUTS

Individual, Most, Game
 5 (five times)..... Ryan Thompson
 vs. St. Louis, 9/29/93 (17 innings)
 Dave Kingman
 vs. Houston, 5/28/82
 Frank Taveras
 vs. San Diego, 5/1/79
 Ron Swoboda
 vs. St. Louis (Game 1), 6/22/69
 Ron Swoboda
 at Houston, 4/15/68 (24 innings)

Individual, Most, Season
 161.....David Wright, 2010

Individual, Most, Season, Lefthanded
 159..... Michael Conforto, 2018

Individual, Most, Career
 1,292.....David Wright

Individual, Fewest, Season*
 14.....Felix Millan, 1974
 (585 plate appearances)

Team, Most, Nine-Inning Game
 19at St. Louis, 9/15/69

Team, Most, Extra-Inning Game
 22vs. San Francisco, 5/31/64-G2
 (23 innings)

Team, Most, Doubleheader
 30vs. Washington, 10/3/15

Team, Most, Season
 1,404.....2018

Team, Fewest, Season*
 735.....1974

WALKS

Individual, Nine-Inning Game
 5.....Mike Baxter,
 at San Diego, 8/4/12

Individual, Extra-Inning Game
 5.....Vince Coleman vs. Pittsburgh,
 8/10/92 (16 innings)

*Based on minimum 502 plate appearances
 !Based on minimum 1,500 plate appearances

AT-BATS

Individual, Most At-Bats, Season
 83 Lenny Harris, 2001

Individual, Most Plate Appearances, Season
 94Rusty Staub, 1983

Individual, Most At-Bats, Career
 325.....Ed Kranepool

Team, Most At-Bats, Season
 328.....1965

HITS

Individual, Most Consecutive Hits
 8.....Rusty Staub, 6/11-6/26/83

Individual, Most Hits, Season
 24.....Rusty Staub, 1983

WALKS (CONT.)

Individual, Game, Intentional
 3 (five times) last, David Wright,
 at Atlanta, 7/18/09

Individual, Season, Intentional
 25Howard Johnson, 1988

Individual, Season
 125.....John Olerud, 1999

Individual, Career
 762David Wright

Team, Most, Game
 16at Los Angeles, 6/29/62

Team, Most, Season
 7171999

HIT BY PITCH

Individual, Game
 2 (32 times).....last, Brandon Nimmo
 at Yankees, 7/21/18

Individual, Season
 22 Brandon Nimmo, 2018

Individual, Career
 45.....David Wright

Team, Most, Game
 4vs. Philadelphia
 9/25/16

Team, Most, Season
 73.....2018

LEFT ON BASE

Team, Nine-Inning Game
 16 at Florida, 7/25/01

Team, Extra-Inning Game
 25two times,
 at St. Louis, 7/19/15 (17 innings)
 vs. St. Louis, 9/11/74 (25 innings)

PINCH-HITTING

HITS (CONT.)

Individual, Most Hits, Career
 90 Ed Kranepool

Team, Most Hits, Season
 75.....1993

HOME RUNS

Individual, Home Runs, Season
 5Jordany Valdespin

Individual, Home Runs, Career
 8.....Mark Carreon
 (see chart on page 445)

Team, Home Runs, Season
 13.....2016

GIDP

Individual, Most, Game
 4.....Joe Torre vs. Houston, 7/21/75

Individual, Most, Season
 27.....Mike Piazza, 1999

Individual, Fewest, Season*
 1.....Curtis Granderson, 2014

Team, Most, Nine Inning Game
 5 (seven times)last, at Colorado
 6/21/18

Team, most, extra-inning Game
 6.....at San Francisco, 8/21/04
 (12 innings)

Team, Most, Season
 149.....1999

BATTING AVERAGE

Individual, Season*
 .354.....John Olerud, 1998

Individual, Season* Righthander
 .340.....Cleon Jones, 1969

Individual, Season*, Switch Hitter
 .337.....José Reyes, 2011

Individual, Season*, Rookie
 .307.....Hubie Brooks, 1981

Individual, Career!
 .315.....John Olerud

Individual, Career!, Righthander
 .296.....David Wright & Mike Piazza

Individual, Career!, Switch-Hitter
 .283.....José Reyes

Team, Highest, Season
 .279.....1999

Team, Lowest, Season*
 .219.....1963

SHUTOUTS

Team, Most, Season
 301963

Team, Most, Consecutive Games Without Being Shutout
 110.....9/12/85-7/17/86

HOME RUNS (CONT.)

Team, Back-To-Back Home Runs
 2 (twice).....vs. San Francisco, 5/4/91
 ninth inning (Sasser-Carreon)
 at St. Louis, 5/11/97
 ninth inning (Everett-Huskey)

Individual, RBI, Season
 25Rusty Staub, 1983

Individual, RBI, Career
 72.....Rusty Staub

Team, RBI
 501983

PINCH-HITTING AVERAGE

Team, Highest Batting Average, Season
 .295.....1976

Team, Lowest Batting Average, Season*
 .152.....2003

PITCHING

GAMES

Individual, Season
92 Pedro Feliciano, 2010

Individual, Season, Righthander
82 Joe Smith, 2008

Individual, Season, Rookie
76 Jeurys Familia, 2014

Individual, Consecutive Games Pitched
8 Turk Wendell, 9/14-9/23/98

Individual, Career
695 John Franco

Individual, Career, Righthander
401 Tom Seaver

PITCHERS USED

Team, Nine-Inning Game
10 9/20/12 vs. Philadelphia

Team, Extra-Inning Game
10 9/22/16 vs. Philadelphia

Team, Most Used In A Season
30 2018

Team, Fewest Used In A Season*
13 1963, 1976 & 1971

STARTS

Individual, Season
36 (four times) Jack Fisher, 1965
Tom Seaver, 1970, 1973 and 1975

Individual, Season, Lefthander
35 (five times) Frank Viola, 1990 & 1991
..... Jon Matlack, 1976
..... Jerry Koosman, 1973 & 1974

Individual, Season, Rookie
35 Gary Gentry, 1969

Individual, Career
395 Tom Seaver

Individual, Career, Lefthander
346 Jerry Koosman

COMPLETE GAMES

Individual, Season
21 Tom Seaver, 1971

Individual, Season, Lefthander
17 (twice) Jerry Koosman, 1976 & 1968

Individual, Season, Rookie
18 Tom Seaver, 1967

Individual, Career
171 Tom Seaver

Individual, Career, Lefthander
108 Jerry Koosman

Individual, Consecutive
8 (twice) Jerry Koosman 7/15/76-8/21/76
Tom Seaver 8/26/69-9/27/69

COMPLETE GAMES (CONT.)

Team, Most, Season
53 1976

Team, Fewest, Season*
1 2014, 2015 & 2016

INNINGS PITCHED

Individual, Game
15 (twice) Rob Gardner (G2) vs. Philadelphia, October, 2, 1965
Al Jackson vs. Philadelphia, August 14, 1962

Individual, Season
290.2 Tom Seaver, 1970

Individual, Season, Lefthander
265.1 Jon Matlack, 1974

Individual, Season, Rookie
263.2 Jerry Koosman, 1967

Individual, Career
3,045.2 Tom Seaver

Individual, Career, Lefthander
2,544.2 Jerry Koosman

SHUTOUTS

Individual, Season
8 Dwight Gooden, 1985

Individual, Season, Lefthanded
7 (twice) Jon Matlack, 1974
..... Jerry Koosman, 1968

Individual, Season, Rookie
7 Jerry Koosman, 1968

Individual, Consecutive
2 (15 times) Last, Johan Santana vs. San Diego, 5/26/12 (9-0) & vs. St. Louis, 6/11/12 (8-0)
(for entire list see chart on page 190)

Individual, Career
44 Tom Seaver

Individual, Career, Lefthanded
26 (twice) Jerry Koosman
Jon Matlack

Team, Most, Season
28 1969

Team, Fewest, Season*
4 1962

Both Games of Doubleheader
once at Pittsburgh, 9/12/69 (1-0 & 1-0)

Team, Consecutive
4 9/24-9/28/69

Team, 1-0 Shutouts Won
9 1969

Team, Consecutive 1-0 Shutouts
twice vs. Miami September 29 & 30, 2018
at Pittsburgh September 12, 1969 (DH)

SCORELESS STREAKS

Individual, Starter
32.2 innings R.A. Dickey, 5/22-6/13/12

Individual, Reliever
27.2 innings Jesse Orosco, 7/22-8/24/83

Individual, Rookie
26.0 innings John Maine, 7/15-8/12/06

Team
42.0 innings 9/23-9/28/69

WINS

Individual, Season
25 Tom Seaver, 1969

Individual, Season, Lefthanded
21 Jerry Koosman, 1976

Individual, Season, Rookie
19 Jerry Koosman, 1968

Individual, Season, Righthanded Rookie
17 Dwight Gooden, 1984

Individual, Season, Reliever
14 Roger McDowell, 1986

Individual, Season, Lefthanded Reliever
13 Jesse Orosco, 1983

Individual, Consecutive Single Season
14 Dwight Gooden, 5/30/85-8/25/85

Individual, Consecutive Over Multiple Seasons
16 Tom Seaver, 8/9/69-5/6/70

Individual, Single Season Consecutive Starts
8 (four times) Jacob deGrom 6/12/17-7/24/17
Bobby Jones 4/30/97-6/9/97
David Cone, 8/23/88-9/30/88
Tom Seaver, 8/26/69-9/27/69

Individual, Consecutive to Start the Season
10 Terry Leach, 5/22/87-8/11/87

Individual, Career
198 Tom Seaver

Individual, Career, Lefthanded
140 Jerry Koosman

Individual, Highest Winning Percentage
.870 David Cone, 1988 (20-3)

Team, Pitchers With 10+ Wins
6 1986

LOSSES

Individual, Season
 24 (twice).....Roger Craig, 1962
 Jack Fisher, 1965

Individual, Season, Lefthanded
 20 (3x).....Jerry Koosman, 1977
 Al Jackson, 1962 and 1965

Individual, Season, Reliever
 13.....Skip Lockwood, 1978

Individual, Season, Rookie
 20.....Al Jackson, 1962

Individual, Consecutive, Single Season
 18.....Roger Craig,
 5/4/63-8/4/63

Individual, Consecutive Multiple Seasons
 27.....Anthony Young,
 5/6/92-7/24/93

Individual, Career
 137.....Jerry Koosman

Individual, Career, Righthanded
 124.....Tom Seaver

Team, Most, Season
 120.....1962

Team, Fewest, Season*
 54.....1986

SAVES

Individual, Consecutive Appearances
 14.....Jeurys Familia, 6/21/16-7/26/16

Individual, Consecutive To Begin Mets Career
 16.....Francisco Rodriguez, 2009

Individual, Consecutive, One Season
 36.....Jeurys Familia,
 4/5/16-7/26/16

Individual, Consecutive, Career
 52.....Jeurys Familia,
 8/1/15-7/26/16

Individual, Season
 51.....Jeurys Familia, 2016

Individual, Season, Lefthanded
 40.....Billy Wagner, 2006

Individual, Rookie
 17.....Roger McDowell, 1985

Individual, Career
 276.....John Franco

Individual, Career, Righthanded
 160.....Armando Benitez

Team, Most, Season
 55.....2016

Team, Fewest Season*
 14.....1974

HITS ALLOWED

Individual, Fewest, Game
 0.....Johan Santana
 vs. St. Louis, 6/1/12

Individual, Most, Game
 15.....Tom Seaver
 at Philadelphia, 5/25/76

Individual, Most, Season
 261.....Roger Craig, 1962

Individual, Most, Season, Rookie
 244.....Al Jackson, 1962

Individual, Most, Career
 2,431.....Tom Seaver

Team, Most, Game
 27.....at Philadelphia, 6/11/85

Team, Most, Season*
 1,577.....1962

Team, Fewest Season*
 1,217.....1969

RUNS ALLOWED

Individual, Earned, Game
 11 (three times).....Craig Anderson
 vs. Los Angeles, 8/26/62
 Jack Fisher
 at San Francisco (G1), 6/3/67
 Orlando Hernandez
 at Philadelphia, 8/15/06

Individual, Earned Game
 11.....Orlando Hernandez
 at Philadelphia, 8/15/06

Individual, Season
 137.....Jay Hook, 1962

Individual, Earned, Season
 117.....Roger Craig, 1962

Individual, Rookie, Season
 132.....Al Jackson, 1962

Individual, Rookie, Earned, Season
 113.....Al Jackson, 1962

Individual, Career
 994.....Jerry Koosman

Team, Most, Inning
 11 (five times).....at Colorado
 4/27/12 (fifth inning)
 at Atlanta,
 4/7/04 (fourth inning)
 at San Diego,
 4/1/97 (sixth inning)
 vs. Houston,
 7/30/69, (ninth inning, Game 1)
 at St. Louis,
 7/18/64 (eighth inning)

*(for list of runs allowed by inning,
 see chart on page 152)*

Team, Most, Game
 26.....at Philadelphia, 6/11/85

Team, Most Earned, Game
 25.....at Washington, 7/31/18

RUNS ALLOWED (CONT.)

Team, Most, Season
 948.....1962

Team, Most Earned, Season
 801.....1962

Team, Fewest, Season*
 499.....1968

Team, Fewest Earned, Season*
 449.....1968

HOME RUNS ALLOWED

Individual, Back-To-Back-To-Back, Inning
 3.....last, Jason Vargas,
 6/19/18 at Colorado (Arenado, Story,
 Desmond)

Team, Back-To-Back-To-Back, Inning (More Than One Pitcher)
 3.....vs. St. Louis, 7/18/64
 (Boyer and White off Bill Wakefield
 and McCarver off Carl Willey)

Individual, Most, Inning
 4.....Steve Trachsel, vs. San Diego,
 5/17/01, third inning (Arias/
 Henderson/Klesko/Trammell)

Individual, Game
 5.....Roger Craig vs. San Francisco,
 May 4, 1963

Individual, Season
 35.....Roger Craig, 1962

Individual, Rookie, Season
 24.....Gary Gentry, 1969

Individual, Career
 212.....Tom Seaver

Team, Most, Game
 7 (four times).....vs. Los Angeles-NL
 6/24/18
 at Washington, 4/30/17
 at Philadelphia, 9/8/98
 at Chicago, 6/11/67 (G2)

Team, Most, Season
 220.....2017

Team, Fewest, Season*
 78.....1988

STRIKEOUTS

Individual, Inning
 4 (twice)..... Mike Stanton
 at Milwaukee, 8/3/04 (8th)
 Derek Wallace
 vs. Atlanta, 9/23/96 (9th)

Individual, Game
 19 (twice)..... David Cone
 at Philadelphia, 10/6/91
 Tom Seaver
 vs. San Diego, 4/22/70

Individual, Game, Lefthander
 16 Sid Fernandez
 at Atlanta, 7/14/89

Individual, Game, Rookie
 16 (two times)..... Dwight Gooden
 at Philadelphia, 9/17/84 &
 vs. Pittsburgh, 9/12/84

Individual, Game, Lefthanded Rookie
 12 Jerry Koosman
 vs. St. Louis, 7/21/68 G2

Individual, Season
 289 Tom Seaver, 1971

Individual, Season, Lefthanded
 206 Johan Santana, 2008

Individual, Season, Rookie
 276 Dwight Gooden, 1984

Individual, Season, Lefthanded Rookie
 178 Jerry Koosman, 1968

Individual, Games, 10+, Season
 15 Dwight Gooden, 1984

Individual, Games, 10+, Season, Lefthanded
 6 Sid Fernandez, 1988

Individual, Games, 10+, Career
 60 Tom Seaver

Individual, Games, 10+, Career, Lefthanded
 31 Sid Fernandez

Individual, Consecutive In A Game
 10 Tom Seaver
 vs. San Diego, 4/22/70

ERRORS

Individual, Most, in One Inning
 3 Hubie Brooks
 vs. Los Angeles, 5/10/81 (4th)

Individual, Most, Game
 3 (many times)..... last by
 Danny Muno vs. Atlanta, 6/13/15

Team, Most, Inning
 4 (four times)
 at Colorado, 4/27/12 (5th)
 vs. St. Louis, 4/4/96 (8th)
 vs. San Diego, 5/1/91 (7th)
 at Chicago, 6/9/87 (4th)

STRIKEOUTS (CONT.)

Individual, Consecutive at the Start of a Game
 8 Jacob deGrom
 vs. Miami, 9/15/14

Reliever, Game
 9 Tug McGraw
 at San Diego, 8/10/71

Individual, Two Consecutive Games
 32 Dwight Gooden,
 9/12 & 9/17/84

Team, Most, Nine-Inning Game
 19 (two times).....
 at Philadelphia, 10/6/91
 vs. San Diego, 4/22/70

Team, Most, Extra-Inning Game
 24 vs. Chicago-NL, 6/2/18

Team, Most, Season
 1,446 2018

Team, Fewest*, Season
 717 (two times)..... 1964 & 1983

WALKS

Individual, Game
 10 Mike Torrez
 at Cincinnati, 7/21/83

Individual, Consecutive Innings Without Issuing a Walk
 48.2 Bartolo Colón,
 4/12/15-5/20/15

Individual, Season
 116 Nolan Ryan, 1971

Individual, Season, Lefthanded
 105 Oliver Perez, 2008

Individual, Season, Rookie
 104 Ron Darling, 1984

Individual, Career
 847 Tom Seaver

FIELDING

ERRORS (CONT.)

Team, Most, Game
 7 vs. Pittsburgh, 8/1/96

Team, Most, Season
 210 (twice)..... 1962 & 1963

Team, Fewest, Season*
 68 1999

Team, Consecutive Errorless Games
 12 (three times)..... 6/15-6/27/99
 8/17-8/30/06
 5/20-6/2/07

WALKS (CONT.)

Team, Most, Nine-Inning Game
 15 9/16/72
 at Chicago-NL

Team, Most, Extra-Inning Game
 14 at Philadelphia,
 4/12/86 (13 innings)

Team, Most, Season
 617 1999

Team, Fewest, Season*
 404 1988

HIT BY PITCH

Individual, Game
 3 (nine times)..... last, Zack Wheeler
 at Philadelphia, 9/17/18

Individual, Season
 16 Pedro Astacio, 2002

Individual, Career
 63 Al Leiter

Team, Most, Game
 4 vs. Washington, 4/6/06

WILD PITCH

Individual, Game
 3 (21 times)..... last by Jeury Familia
 vs. Arizona, 6/4/15

Team, Most, Game
 4 (7 times) last 9/30/15
 at Philadelphia

Individual, Season
 18 Jack Hamilton, 1966

CONSECUTIVE BATTERS RETIRED

Individual, to Start a Game
 25 Tom Seaver
 vs. Chicago, 7/9/69

ERA

Lowest, Season
 2.72 1968

Highest, Season
 5.04 1962

MOST STEALS AGAINST

Individual, Game
 8 Mackey Sasser
 at Atlanta, 7/16/88

Team, Game
 8 at Atlanta, 7/16/88

MISCELLANEOUS TEAM RECORDS

LONGEST GAME

Innings
 25 vs. St. Louis, 9/11/74
Time, Nine-Inning Game
 4:14 vs. Washington, 9/23/18
Time, Extra-Inning Game
 7:23 vs. San Francisco, 5/31/64 G2
 (23 innings)

SHORTEST GAME

Time, Nine-Inning Game
 1:36 at Atlanta, 4/27/73

MOST GAMES PLAYED

Team, Season
 164 1965

WINS

Team, Season
 108 1986

Team, Home, Season
 56 1988

Team, Road, Season
 53 1986

Team, Month
 23 September, 1969 (7 losses)

Team, One Run Games, Season
 41 1969 (23 losses)

Team, Extra-Inning, Season
 13 (twice) 1971 (9 losses)
 1986 (10 losses)

Team, Consecutive
 11 (five times) 4/12/15-4/23/15
 6/17/90-6/29/90
 4/18/86-4/30/86
 5/12/72-5/21/72
 5/28/69-6/10/69

Team, Consecutive at Home
 12 (four times) 9/27/14-4/23/15
 9/13/95-4/1/96
 9/14/88-4/3/89
 9/21/84-4/26/85

Team, Consecutive on the Road
 11 9/7/15-9/27/15

Team, on a Homestand
 10 (three times)
 4/13/15-4/23/15 (0 losses)
 4/26/76-5/9/76 (3 losses)
 5/5/72-5/18/72 (3 losses)

Team, on a Roadtrip
 10 7/4-7/14/85 (1 loss)

Team, Most, Consecutive Series Won
 10 (twice) 6/4/90-7/8/90
 8/17/01-9/14/01

LARGEST MARGIN

Game, Team, Victory
 20 runs at Philadelphia (G1)
 8/16/18 (Won, 24-4)

Game, Team, Defeat
 21 runs at Washington
 7/31/18 (4-25)

Team, Victory, Shutout
 17-0 vs. Philadelphia, 9/25/16

Team, Defeat, Shutout
 0-16 vs. Atlanta, 7/2/99

Team, Comeback Win
 8 at Houston, 9/2/72
 (for entire list see chart on page 423)

Team, Blown Lead (Loss)
 8 at Chicago, 4/19/80
 (for entire list see chart on page 214)

HIGHEST WINNING PERCENTAGE

Homestand (7+ games)
 1.000 10-0 (4/13/15-4/23/15)
 (for entire list see chart on page 447)

Roadtrip (7+ games)
 1.000 7-0, 7/1/91-7/7/91
 (for entire list see chart on page 447)

vs. NL East
 .656 1986 (59-31)

vs. NL Central
 .700 2006 (28-12)

vs. NL West
 .697 2006 (23-10)

vs. AL East
 .667 1999 (12-6)**

vs. AL Central
 .777 2010 (7-2)**

vs. AL West
 .563 (two times) 2014 (9-7)**

LOSSES

Team, Season
 120 1962

Team, Home, Season
 58 1962

Team, Road, Season
 64 1963

Team, Month
 26 August, 1962

Team, One Run, Season
 39 1962

Team, Extra-Inning, Season
 17 1978

Team, Consecutive
 17 5/21-6/6/62

Team, Consecutive at Home
 15 8/1/02-9/3/02 (Game 1)

LOSSES (CONT.)

Team Consecutive on the Road
 22 6/16/63-7/28/63

Team, Homestand
 12 (twice) 5/30/66-6/14/66, (7-12)
 8/14/62-8/26/62, (3-12)

Team, Roadtrip
 14 7/19/63-8/4/63, (2-14)

LOWEST WINNING PERCENTAGE

Homestand (7+ games)
 .000 9/18-9/23/79 (0-9)
 (for entire list see chart on page 447)

Roadtrip (7+ games)
 .000 8/9-8/18/81 (0-10)
 (for entire list see chart on page 447)

vs. NL East
 .355 2003 (27-49)

vs. NL Central
 .364 2013 (12-21)

vs. NL West
 .313 1981 (10-22)

vs. AL East
 .000 2003 (0-6)
 2017 (0-4)

vs. AL Central
 .438 2013 (7-9)

vs. AL West
 .222 2005 (2-7)

HIGHEST PAID ATTENDANCE

Home, Season
 4,042,043 2008

Road, Season
 2,911,471 2008

PLAYERS USED

Team, Nine-Inning Game
 25 (twice) at Atlanta, 9/19/00
 vs. Philadelphia, 9/22/16

Team, Extra-Inning Game
 26 vs. Chicago (NL),
 9/13/11 (11 innings)

Team, Most, Season
 56 2018

Team, Fewest, Season*
 32 1988

*Records for "fewest" do not include abbreviated seasons of 1972, 1981, 1994 and 1995.

**minimum six games

NATIONAL LEAGUE

Arizona – 8/30/15

Received Addison Reed (RHP) for Miller Diaz (RHP) and Matt Koch (RHP).

Atlanta – 6/8/16

Received Kelly Johnson (IF) and cash for Akeel Morris (RHP).

Chicago – 1/5/11

Received Angel Pagan (OF) for minor leaguers Corey Coles (OF) and Ryan Myers (RHP).

Cincinnati – 5/8/18

Received Devin Mesoraco (C) for Matt Harvey (RHP).

Colorado – 6/9/06

Received Eli Marrero (UTIL) for Kazuo Matsui (IF).

Los Angeles – 8/19/17

Received Jacob Rhame (RHP) for Curtis Granderson (OF).

Miami – 7/28/17

Received AJ Ramos (RHP) for minor leaguers Ricardo Cespedes (OF) and Merandy Gonzalez (RHP).

Milwaukee – 1/5/18

Received a Keon Broxton (OF) for Bobby Wahl (RHP), minor leaguers Adam Hill (RHP) and Felix Valerio (IF).

Philadelphia – 7/28/18

Received cash for José Bautista.

Pittsburgh – 1/31/18

Received Daniel Zamora (LHP) and cash for Josh Smoker (LHP).

St. Louis – 4/3/04

Received Chris Widger (C) and Wilson Delgado (IF) for Roger Cedeño (OF) and cash considerations.

San Diego – 5/28/16

Received James Loney (IF) for cash.

San Francisco – 12/7/11

Received Andres Torres (OF) and Ramon Ramirez (LHP) for Angel Pagan (OF).

Washington – 3/30/15

Received Jerry Blevins (LHP) for Matt den Dekker (OF).

AMERICAN LEAGUE

Baltimore – 7/5/17

Received International Signing Bonus Pool space for minor leaguer Milton Ramos (IF).

Boston – 7/31/17

Received minor leaguers Stephen Nogosek (RHP), Jamie Callahan (RHP) & Gerson Bautista (RHP) for Addison Reed (RHP).

Cleveland – 1/6/18

Received Walker Lockett (RHP) and minor leaguer Sam Haggerty (IF) for Kevin Plawecki (C)

Chicago – 5/30/09

Received Lance Broadway (RHP) for Ramon Castro (C).

Detroit – 7/31/15

Received Yoenis Céspedes (OF) for Michael Fulmer (RHP) and Luis Cessa (RHP).

Houston – 1/6/18

Received J.D. Davis (IF) and minor leaguer Cody Bohanek (IF) for minor leaguers Ross Adolph (OF), Luis Santana (IF) and Scott Manea (C)

Kansas City – 12/14/17

Received cash for Burch Smith (RHP).

Los Angeles – 8/31/16

Received Fernando Salas (RHP) for Erik Manoah (RHP).

Minnesota – 2/2/08

Received Johan Santana (LHP) for Carlos Gomez (OF), Philip Humber (RHP) and minor leaguers Kevin Mulvey (RHP) and Deolis Guerra (RHP).

New York – 4/10/18

Received minor leaguer Kendall Coleman (OF) for minor leaguer L.J. Mazzilli (INF).

Oakland – 7/21/18

Received Bobby Wahl (RHP), minor leaguer Will Toffey (IF) and international bonus slot money for Jeurys Familia (RHP).

Seattle – 12/3/18

Received Robinson Canó (IF) and Edwin Díaz (RHP) for Jay Bruce (OF), Anthony Swarzak (RHP), Gerson Bautista (RHP) and minor leaguers Justin Dunn (RHP) and Jerred Kelenic (OF).

Tampa Bay – 7/27/17

Received Drew Smith (RHP) for Lucas Duda (IF).

Texas – 8/15/17

Received Travis Snider (OF) for cash.

Toronto – 8/19/16

Received cash for Richard Reina (RHP).

NO-HITTERS & ONE-HITTERS

Johan Santana made Mets history on June 1, 2012 vs. St. Louis when, after 8,019 games, he recorded the first no-hitter in team history. Santana struck out David Freese for the final out. The Mets also have tossed 39 one-hitters (30 complete games, nine combined) in franchise history, including one in the postseason and three each during the 1970, 1991, 2003 and 2007 seasons.

Date	Pitcher	Opponent	Score	Base Hit
6/22/1962	Al Jackson	Houston	Won, 2-0	Amalfitano, 1st-inning single
5/4/1966	Jack Hamilton	@St. Louis	Won, 8-0	Sadecki, 3rd-inning single
7/9/1969	Tom Seaver	Chicago-NL	Won, 4-0	Qualls, 9th-inning single
4/18/1970	Nolan Ryan	Philadelphia	Won, 7-0	Doyle, 1st-inning single
5/13/1970	Gary Gentry	@Chicago-NL	Won, 4-0	Banks, 8th-inning single
5/15/1970	Tom Seaver	@Philadelphia	Won, 4-0	Compton, 3rd-inning single
4/18/1971	Gary Gentry	Pittsburgh	Won, 5-2	Clemente, 6th-inning triple
9/26/1971	Tom Seaver	Pittsburgh	Won, 3-1	Davalillo, 7th-inning single
7/4/1972	Tom Seaver	San Diego	Won, 2-0	Lee, 9th-inning single
7/10/1973	Jon Matlack	Houston	Won, 1-0	Helms, 6th-inning double
6/29/1974	Jon Matlack	St. Louis	Won, 4-0	Curtis, 3rd-inning single
4/17/1977	Tom Seaver	Chicago-NL	Won, 6-0	Ontiveros, 5th-inning single
10/1/1982	Terry Leach	@Philadelphia	Won, 1-0 (10)	Aguayo, 5th-inning triple
9/7/1984	Dwight Gooden	Chicago-NL	Won, 10-0	Moreland, 5th-inning single
4/16/1985	Ron Darling (7.0) Jesse Orosco (2.0)	@Pittsburgh	Won, 2-1	Ray, 1st-inning single
5/11/1985	Sid Fernandez (6.0) & Roger McDowell (3.0)	Philadelphia	Won, 4-0	Hayes, 4th-inning single
8/29/1988	David Cone	San Diego	Won, 6-0	Gwynn, 4th-inning double
9/10/1991	Pete Schourek	Montreal	Won, 9-0	Williams, 5th-inning single
9/14/1991	David Cone (7.0) & Jeff Innis (1.0)	@St. Louis	Lost, 1-2	Lankford, 5th-inning single
9/20/1991	David Cone	St. Louis	Won, 1-0	Jose, 8th-inning double
10/8/2000	Bobby J. Jones	San Francisco	Won, 4-0	Kent, 5th-inning double
7/14/2001	Glendon Rusch (8.0) & Armando Benitez (1.0)	Boston	Won, 2-0	Nixon, 1st-inning bunt single
4/26/2002	Shawn Estes	Milwaukee	Won, 1-0	Young, 7th-inning single
6/15/2003	Steve Trachsel	@Anaheim	Won, 8-0	Eckstein, 6th-inning double
6/17/2003	Jae Seo (7.0), David Weathers (1.0) & Armando Benitez (1.0)	@Florida	Won, 5-0	Encarnacion, 5th-inning single
8/18/2003	Steve Trachsel	Colorado	Won, 8-0	Tsao, 6th-inning double
5/23/2004	Tom Glavine	Colorado	Won, 4-0	Pellow, 8th-inning double
4/15/2005	Aaron Heilman	Florida	Won, 4-0	Castillo, 4th-inning single
9/3/2006	Orlando Hernandez (5.1), Roberto Hernandez (1.0), Darren Oliver (0.2) & Guillermo Mota (1.0)	@Houston	Lost, 1-2	Huff, 2nd-inning single
6/27/2007	Tom Glavine (6.0)**	St. Louis	Won, 2-0	Rolen, 2nd-inning single
7/29/2007	John Maine (5.0)**	Washington	Won, 5-0	Belliard, 1st-inning single
9/29/2007	John Maine (7.2), Willie Collazo (0.1) & Carlos Muniz (1.0)	Florida	Won, 13-0	Hoover, 8th-inning single
7/12/2008	Pedro Martinez (4.0), Carlos Muniz (1.0), Aaron Heilman (1.0), Scott Schoeneweis (1.0) & Billy Wagner (1.0)	Colorado	Won, 3-0	Hawpe, 4th-inning single
6/10/2010	Jonathon Niese	San Diego	Won, 3-0	Denorfia, 3rd-inning double
8/13/2010	R.A. Dickey	Philadelphia	Won, 1-0	Hamels, 6th-inning single
6/13/2012	R.A. Dickey	@Tampa Bay	Won, 9-1	Upton, 1st-inning single
6/18/2012	R.A. Dickey	Baltimore	Won, 5-0	Betemit, 5th-inning single
5/7/2013	Matt Harvey (9.0) & Bobby Parnell (1.0)	Chicago-AL	Won, 1-0 (10)	Rios, 7th-inning single
7/17/16	Jacob deGrom	@Philadelphia	Won, 5-0	Zach Eflin, 3rd-inning single

The Mets have been one-hit 40 times. The last time was September 22, 2018 at Washington when Michael Conforto's fourth-inning single off Austin Voth was the lone hit collected by the Mets. The Mets have been no-hit eight times - for the entire list see page 191.

* *Italics are for postseason games*

** *Called due to rain*

OPENING DAY RESULTS

WON 37 • LOST 20

Date	Site	Opponent	W-L	Score	Winner	Loser
4/11/62	St. Louis	Cardinals	L	4-11	L. Jackson	Craig
4/9/63	Polo Grounds	Cardinals	L	0-7	BROGLIO	Craig
4/14/64	Philadelphia	Phillies	L	3-5	Klippstein	A. Jackson
4/12/65	Shea	Dodgers	L	1-6	DRYSDALE	A. Jackson
4/15/66	Shea	Braves	L	2-3	Lemaster	FISHER
4/11/67	Shea	Pirates	L	3-6	Veale	Cardwell
4/10/68	San Francisco	Giants	L	4-5	Linzy	Frisella
4/8/69	Shea	Expos	L	10-11	Shaw	Koonce
4/7/70	Pittsburgh	Pirates	W	5-3 (11)	R. Taylor	Hartenstein
4/6/71	Shea	Expos	W	4-2 (5)	SEAVER	MORTON
4/15/72	Shea	Pirates	W	4-0	Seaver	Ellis
4/6/73	Shea	Phillies	W	3-0	Seaver	Carlton
4/6/74	Philadelphia	Phillies	L	4-5	Scarce	McGraw
4/8/75	Shea	Phillies	W	2-1	SEAVER	CARLTON
4/9/76	Shea	Expos	W	3-2	Seaver	Rogers
4/7/77	Chicago	Cubs	W	5-3	Seaver	Burris
4/7/78	Shea	Expos	W	3-1	KOOSMAN	Rogers
4/5/79	Chicago	Cubs	W	10-6	Swan	R. Reuschel
4/10/80	Shea	Cubs	W	5-2	Swan	R. Reuschel
4/9/81	Chicago	Cubs	W	2-0	Zachry	R. Reuschel
4/8/82	Philadelphia	Phillies	W	7-2	Jones	Carlton
4/5/83	Shea	Phillies	W	2-0	Sisk	Carlton
4/2/84	Cincinnati	Reds	L	1-8	Soto	Torrez
4/9/85	Shea	Cardinals	W	6-5 (10)	Gorman	Allen
4/8/86	Pittsburgh	Pirates	W	4-2	GOODEN	R. Reuschel
4/7/87	Shea	Pirates	W	3-2	Ojeda	Patterson
4/4/88	Montreal	Expos	W	10-6	Gooden	Martinez
4/3/89	Shea	Cardinals	W	8-4	Gooden	Magrane
4/9/90	Shea	Pirates	L	3-12	Drabek	Gooden
4/8/91	Shea	Phillies	W	2-1	Gooden	Mulholland
4/6/92	St. Louis	Cardinals	W	4-2 (10)	Innis	Lee Smith
4/5/93	Shea	Rockies	W	3-0	GOODEN	Nied
4/4/94	Chicago	Cubs	W	12-8	Gooden	Morgan
4/26/95	Denver	Rockies	L	9-11 (14)	M. Thompson	Remlinger
4/1/96	Shea	Cardinals	W	7-6	DiPoto	Fossas
4/1/97	San Diego	Padres	L	5-12	Hamilton	Perez
3/31/98	Shea	Phillies	W	1-0 (14)	Wendell	Bottalico
4/5/99	Florida	Marlins	L	2-6	Fernandez	Leiter
3/29/00	Tokyo, Japan	Cubs	L	3-5	Lieber	Hampton
4/3/01	Atlanta	Braves	W	6-4 (10)	Cook	Ligtenberg
4/1/02	Shea	Pirates	W	6-2	Leiter	Villone
3/31/03	Shea	Cubs	L	2-15	Wood	Glavine
4/6/04	Atlanta	Braves	W	7-2	Glavine	Ortiz
4/4/05	Cincinnati	Reds	L	6-7	Graves	Looper
4/3/06	Shea	Nationals	W	3-2	Glavine	L. Hernandez
4/1/07	St. Louis	Cardinals	W	4-1	Glavine	Carpenter
3/31/08	Florida	Marlins	W	7-2	Santana	Hendrickson
4/6/09	Cincinnati	Reds	W	2-1	Santana	Harang
4/5/10	Citi Field	Marlins	W	7-1	Santana	Johnson
4/1/11	Florida	Marlins	L	2-6	Johnson	Pelfrey
4/5/12	Citi Field	Braves	W	1-0	Ramirez	Hanson
4/1/13	Citi Field	Padres	W	11-2	Niese	Volquez
3/31/14	Citi Field	Nationals	L	7-9 (10)	Barrett	Familia
4/6/15	Washington	Nationals	W	3-1	Colón	Scherzer
4/3/16	Kansas City	Royals	L	3-4	Volquez	Harvey
4/3/17	Citi Field	Braves	W	6-0	Robles	Krol
3/29/18	Citi Field	Cardinals	W	9-4	Syndergaard	Martinez

CAPS signifies complete game

OPENING DAY LINEUPS

1962

Ashburn, CF
Mantilla, SS
Neal, 2B
Thomas, LF
Bell, RF
Hodges, 1B
Zimmer, 3B
Landrith, C
Craig, P

1963

Burright, 2B
Coleman, C
Kranepool, RF
Snider, CF
Thomas, LF
Harkness, 1B
Neal, 3B
Moran, SS
Craig, P

1964

D. Smith, 1B
Samuel, 2B
Hunt, 3B
Thomas, LF
Hickman, CF
B. Taylor, C
Christopher, RF
Moran, SS
Jackson, P

1965

Cowan, CF
McMillan, SS
Lewis, RF
Kranepool, 1B
Christopher, LF
C. Smith, 3B
Klaus, 2B
Cannizzaro, C
Jackson, P

1966

Jones, RF
Hunt, 2B
Boyer, 3B
Stuart, 1B
Hickman, CF
Swoboda, LF
Grote, C
McMillan, SS
Fisher, P

1967

Bosch, CF
Jones, RF
Boyer, 3B
Davis, LF
Swoboda, 1B
Buchek, 2B
Grote, C
Harrelson, SS
Cardwell, P

1968

Harrelson, SS
Boswell, 2B
Agee, CF
Swoboda, RF
Kranepool, 1B
Shamsky, LF
Martin, C
Charles, 3B
Seaver, P

1969

Agee, CF
Gaspar, RF
Boswell, 2B
Jones, LF
Charles, 3B
Kranepool, 1B
Grote, C
Harrelson, SS
Seaver, P

1970

Agee, CF
Harrelson, SS
Foy, 3B
Jones, LF
Shamsky, 1B
Swoboda, RF
Garrett, 2B
Grote, C
Seaver, P

1971

Agee, CF
Harrelson, SS
Jones, LF
Shamsky, RF
Clendenon, 1B
Boswell, 2B
Aspromonte, 3B
Grote, C
Seaver, P

1972

Harrelson, SS
Boswell, 2B
Agee, CF
Staub, RF
Jones, LF
Fregosi, 3B
Kranepool, 1B
Grote, C
Seaver, P

1973

Harrelson, SS
Millan, 2B
Mays, CF
Staub, RF
Jones, LF
Milner, 1B
Fregosi, 3B
Dyer, C
Seaver, P

1974

Garrett, 3B
Millan, 2B
Staub, RF
Jones, LF
Milner, 1B
Grote, C
Hahn, CF
Harrelson, SS
Seaver, P

1975

Clines, LF
Millan, 2B
Milner, 1B
Torre, 3B
Kingman, RF
Grote, C
Unser, CF
Harrelson, SS
Seaver, P

1976

Garrett, 3B
Millan, 2B
Kranepool, 1B
Kingman, RF
Milner, LF
Unser, CF
Grote, C
Harrelson, SS
Seaver, P

1977

Mazzilli, CF
Millan, 2B
Milner, LF
Kingman, RF
Kranepool, 1B
Stearns, C
Staiger, 3B
Harrelson, SS
Seaver, P

1978

Randle, 3B
Foli, SS
S. Henderson, LF
Montanez, 1B
K. Henderson, RF
Mazzilli, CF
Stearns, C
Flynn, 2B
Kosman, P

1979

Mazzilli, CF
Chapman, 2B
Hebner, 3B
Stearns, C
Montanez, 1B
S. Henderson, LF
Maddox, RF
Flynn, SS
Swan, P

1980

Taveras, SS
Maddox, 3B
Mazzilli, 1B
S. Henderson, LF
Jorgensen, RF
Stearns, C
Morales, CF
Flynn, 2B
Swan, P

1981

Wilson, RF
Taveras, SS
Mazzilli, CF
Kingman, LF
Staub, 1B
Trevino, C
Brooks, 3B
Flynn, 2B
Zachry, P

1982

Wilson, CF
Bailor, 2B
Foster, LF
Kingman, 1B
Youngblood, RF
Stearns, C
Brooks, 3B
Gardenhire, SS
Jones, P

1983

Wilson, CF
Bailor, SS
Kingman, 1B
Foster, LF
Brooks, 3B
Howard, RF
Giles, 2B
Hodges, C
Seaver, P

1984

Backman, 2B
Oquendo, SS
Hernandez, 1B
Foster, LF
Strawberry, RF
Wilson, CF
Brooks, 3B
Hodges, C
Torrez, P

1985

Backman, 2B
Wilson, CF
Hernandez, 1B
Carter, C
Strawberry, RF
Foster, LF
Johnson, 3B
Santana, SS
Gooden, P

1986

Dykstra, CF
Backman, 2B
Hernandez, 1B
Carter, C
Strawberry, RF
Foster, LF
Johnson, 3B
Santana, SS
Gooden, P

1987

Wilson, CF
Teufel, 2B
Hernandez, 1B
Carter, C
Strawberry, RF
McReynolds, LF
Johnson, 3B
Santana, SS
Ojeda, P

1988

Dykstra, CF
Teufel, 2B
Hernandez, 1B
Strawberry, RF
McReynolds, LF
Carter, C
Johnson, 3B
Elster, SS
Gooden, P

1989

Wilson, CF
Jefferies, 2B
Hernandez, 1B
Strawberry, RF
McReynolds, LF
Carter, C
Johnson, 3B
Elster, SS
Gooden, P

1990

Jefferies, 2B
Miller, CF
Johnson, 3B
Strawberry, RF
McReynolds, LF
Marshall, 1B
Lyons, C
Elster, SS
Gooden, P

1991

Coleman, CF
Jefferies, 3B
Magadan, 1B
Brooks, RF
Johnson, SS
McReynolds, LF
Herr, 2B
O'Brien, C
Gooden, P

1992

Coleman, LF
 Randolph, 2B
 Bonilla, RF
 Johnson, CF
 Murray, 1B
 Pecota, 3B
 Elster, SS
 Hundley, C
 Cone, P

1993

Coleman, LF
 T. Fernandez, SS
 Murray, 1B
 Bonilla, RF
 Johnson, 3B
 Orsulak, CF
 Kent, 2B
 Hundley, C
 Gooden, P

1994

Vizcaino, SS
 Hundley, C
 McReynolds, LF
 Bonilla, 3B
 Kent, 2B
 Segui, 1B
 Burnitz, RF
 Thompson, CF
 Gooden, P

1995

Butler, CF
 Vizcaino, SS
 Brogna, 1B
 Bonilla, 3B
 Kent, 2B
 Segui, LF
 Everett, RF
 Hundley, C
 B. Jones, P

1996

L. Johnson, CF
 Gilkey, LF
 Brogna, 1B
 Huskey, RF
 Kent, 3B
 Hundley, C
 Vizcaino, 2B
 Ordoñez, SS
 B. Jones, P

1997

L. Johnson, CF
 Olerud, 1B
 Gilkey, LF
 Hundley, C
 Huskey, 3B
 Baerga, 2B
 Everett, RF
 Ordoñez, SS
 Harnisch, P

1998

McRae, CF
 Alfonso, 3B
 Gilkey, LF
 Olerud, 1B
 Baerga, 2B
 Huskey, RF
 Spehr, C
 Ordoñez, SS
 B. Jones, P

1999

Henderson, LF
 Alfonso, 2B
 Olerud, 1B
 Piazza, C
 Bonilla, RF
 Ventura, 3B
 McRae, CF
 Ordoñez, SS
 Leiter, P

2000

Henderson, LF
 Hamilton, CF
 Alfonso, 2B
 Piazza, C
 Ventura, 3B
 Bell, RF
 Zeile, 1B
 Ordoñez, SS
 Hampton, P

2001

Agbayani, LF
 Alfonso, 2B
 Ventura, 3B
 Piazza, C
 Zeile, 1B
 Payton, CF
 Hamilton, RF
 Ordoñez, SS
 Leiter, P

2002

Cedeño, LF
 Alomar, 2B
 Vaughn, 1B
 Piazza, C
 Alfonso, 3B
 Burnitz, RF
 Payton, CF
 Ordoñez, SS
 Leiter, P

2003

Cedeño, CF
 Alomar, 2B
 Floyd, LF
 Piazza, C
 Vaughn, 1B
 Wigginton, 3B
 Burnitz, RF
 Sanchez, SS
 Glavine, P

2004

Matsui, SS
 Gutierrez, 2B
 Floyd, LF
 Piazza, C
 Cameron, CF
 Phillips, 1B
 K. Garcia, RF
 Wigginton, 3B
 Glavine, P

2005

Reyes, SS
 Matsui, 2B
 Beltrán, CF
 Piazza, C
 Floyd, LF
 Mientkiewicz, 1B
 Wright, 3B
 Valent, RF
 Martinez, P

2006

Reyes, SS
 Lo Duca, C
 Beltrán, CF
 Delgado, 1B
 Wright, 3B
 Floyd, LF
 Nady, RF
 Hernandez, 2B
 Glavine, P

2007

Reyes, SS
 Lo Duca, C
 Beltrán, CF
 Delgado, 1B
 Wright, 3B
 Alou, LF
 Green, RF
 Valentin, 2B
 Glavine, P

2008

Reyes, SS
 Castillo, 2B
 Wright, 3B
 Beltrán, CF
 Delgado, 1B
 Pagan, LF
 Church, RF
 Schneider, C
 Santana, P

2009

Reyes, SS
 Murphy, LF
 Wright, 3B
 Delgado, 1B
 Beltrán, CF
 Church, RF
 Schneider, C
 Castillo, 2B
 Santana, P

2010

Cora, SS
 Castillo, 2B
 Wright, 3B
 Jacobs, 1B
 Bay, LF
 Matthews, Jr, CF
 Francoeur, RF
 Barajas, C
 Santana, P

2011

Reyes, SS
 Harris, LF
 Wright, 3B
 Beltrán, RF
 Pagan, CF
 Davis, 1B
 Emaus, 2B
 Thole, C
 Pelfrey, P

2012

Torres, CF
 Murphy, 2B
 Wright, 3B
 Davis, 1B
 Bay, LF
 Duda, RF
 Thole, C
 Tejada, SS
 Santana, P

2013

Cowgill, CF
 Murphy, 2B
 Wright, 3B
 Davis, 1B
 Byrd, RF
 Duda, LF
 Buck, C
 Tejada, SS
 Niese, P

2014

E. Young, 2B
 Lagares, CF
 Wright, 3B
 Granderson, RF
 Brown, LF
 Davis, 1B
 d'Arnaud, C
 Tejada, SS
 Gee, P

2015

Granderson, RF
 Wright, 3B
 Duda, 1B
 Cuddyer, LF
 Murphy, 2B
 Lagares, CF
 d'Arnaud, C
 Flores, SS
 Colón, P

2016

Granderson, RF
 Wright, 3B
 Céspedes, LF
 Duda, 1B
 Walker, 2B
 Conforto, DH
 Cabrera, SS
 d'Arnaud, C
 Lagares, CF
 Harvey, P

2017

Reyes, 3B
 Cabrera, SS
 Céspedes, LF
 Granderson, CF
 Walker, 2B
 Bruce, RF
 Duda, 1B
 Rivera, C
 Syndergaard, P

2018

Nimmo, CF
 Céspedes, LF
 Bruce, RF
 Cabrera, 2B
 Frazier, 3B
 González, 1B
 Plawecki, C
 Syndergaard, P
 Rosario, SS

OPENING DAY ATTENDANCE

1962	12,447	1974	17,154	1986	47,752	1998	48,142*	2010	41,245*
1963	25,849	1975	18,527*	1987	46,102*	1999	52,052	2011	41,075
1964	48,736	1976	15,963*	1988	48,719	2000	52,308	2012	42,080*
1965	37,999*	1977	23,907	1989	38,539*	2001	53,640	2013	41,053*
1966	52,812*	1978	11,736*	1990	47,919*	2002	53,734*	2014	42,442*
1967	31,510*	1979	10,406	1991	49,276*	2003	53,586*	2015	43,947
1968	52,079	1980	12,219*	1992	47,218	2004	53,666	2016	44,099
1969	44,541*	1981	15,205	1993	53,134*	2005	53,663	2017	44,384*
1970	41,679	1982	40,845	1994	42,467	2006	54,371*	2018	44,189*
1971	26,062*	1983	48,682*	1995	26,604	2007	56,227		
1972	15,893*	1984	46,637	1996	42,060*	2008	56,350		* season opener
1973	27,326*	1985	46,781*	1997	21,981	2009	41,007		

YEAR-BY-YEAR ATTENDANCE

Year	Home	Road	Total	Year	Home	Road	Total
1962	922,530	876,780	1,799,310	1991	2,284,484	2,143,423	4,427,907
1963	1,080,108	829,093	1,909,201	1992	1,779,534	2,120,154	3,899,688
1964	1,732,597	814,952	2,547,549	1993	1,873,183	2,660,514	4,533,697
1965	1,768,389	1,075,431	2,843,820	1994*	1,151,471	1,821,608	2,973,079
1966	1,932,693	1,177,525	3,110,218	1995*	1,273,183	1,827,204	3,100,387
1967	1,565,492	936,045	2,501,537	1996	1,588,323	2,057,456	3,645,779
1968	1,781,657	883,566	2,665,223	1997	1,766,174	2,382,838	4,149,012
1969	2,175,373	1,197,206	3,372,579	1998	2,287,942	2,169,244	4,457,186
1970	2,697,479	1,668,911	4,366,390	1999	2,725,920	2,600,156	5,326,076
1971	2,266,680	1,525,182	3,791,862	2000	2,800,221	2,575,263	5,375,484
1972*	2,134,185	1,502,815	3,637,000	2001	2,658,279	2,426,433	5,084,712
1973	1,912,390	1,322,594	3,234,984	2002	2,804,838	2,156,037	4,960,875
1974	1,722,209	1,350,613	3,072,822	2003	2,187,291	2,291,237	4,478,528
1975	1,730,566	1,290,026	3,020,592	2004	2,318,321	2,406,142	4,724,463
1976	1,468,754	1,391,917	2,860,671	2005	2,829,931	2,836,304	5,666,235
1977	1,066,825	1,471,030	2,537,855	2006	3,379,535	2,725,074	6,104,609
1978	1,007,328	1,440,082	2,447,410	2007	3,853,949	2,906,939	6,760,888
1979	788,905	1,558,135	2,347,040	2008	4,042,043	2,911,471	6,953,514
1980	1,178,659	1,546,529	2,725,188	2009	3,154,262	2,576,606	5,730,868
1981*	701,910	1,014,139	1,716,049	2010	2,559,738	2,374,853	4,934,591
1982	1,320,055	1,624,181	2,944,236	2011	2,352,596	2,646,396	4,998,992
1983	1,103,808	1,635,971	2,739,779	2012	2,242,803	2,751,369	4,974,172
1984	1,829,482	1,769,850	3,599,332	2013	2,135,657	2,480,896	4,616,553
1985	2,751,437	2,002,430	4,753,867	2014	2,148,808	2,609,590	4,758,398
1986	2,762,417	2,180,166	4,942,583	2015	2,569,753	2,486,157	5,055,910
1987	3,027,121	2,323,808	5,350,929	2016	2,789,602	2,463,347	5,252,949
1988	3,047,724	2,553,582	5,601,306	2017	2,460,622	2,460,154	4,920,776
1989	2,918,710	2,498,323	5,417,033	2018	2,224,995	2,383,676	4,608,671
1990	2,732,745	2,355,140	5,087,885	TOTALS	121,371,686	112,046,663	233,418,349

* = Strike-shorten season

ATTENDANCE RECORDS

Regular Season	Paid	Opponent	Date
Weekday Game	56,350	Philadelphia	April 8, 2008
Weeknight Game	56,658	San Francisco	May 13, 1966
Saturday Afternoon	56,227	Yankees	May 19, 2007
Saturday Night	55,085	Colorado	August 19, 2006
Sunday Afternoon	56,738	Los Angeles (NL)	June 23, 1968
Sunday Night	56,438	Yankees	May 20, 2007
Doubleheader	57,175	Los Angeles (NL)	June 13, 1965
Twi-Night	52,320	St. Louis	August 21, 1998
Holiday Doubleheader*	54,360	Los Angeles (NL)	May 30, 1962
Holiday Single	55,437	Yankees	July 4, 2004
3-Date Series	168,912	Yankees	May 18-20, 2007
4-Date Series	208,853	Los Angeles (NL)	May 29-June 1, 2008
1 Week (Mon-Sun)	306,865		June 17-23, 1985
Most Paid Crowds over 50,000	47		2008
Opening Day	56,350	Philadelphia	April 8, 2008
Season	4,042,043		2008

* Polo Grounds Record

Division Series	Paid	Opponent	Date
Game 2	57,029	Los Angeles (NL)	October 5, 2006
Championship Series	Paid	Opponent	Date
Game 7	56,357	St. Louis	October 19, 2006
World Series	Paid	Opponent	Date
Game 5	57,397	Baltimore	October 16, 1969

ATTENDANCE HIGHS VS. OPPONENTS

Opponent	Attendance	Date	Type Game
Arizona	53,012	June 3, 2007	Sunday Day
Atlanta	56,039	September 14, 2008	Sunday Day
Baltimore	52,320	June 17, 2006	Saturday Day
Boston	52,006	July 14, 2001	Saturday Day
Chicago (NL)	54,416	September 24, 2008	Wednesday Night
Chicago (AL)	34,160	June 1, 2016	Wednesday Day
Cincinnati	55,391	July 27, 1969	Sunday Day
Cleveland	29,512	June 16, 2004	Wednesday Day
Colorado	55,085	August 19, 2006	Saturday Night
Detroit	39,446	June 20, 2004	Sunday Day
Houston	54,424	May 30, 1970	Saturday Day
Kansas City	44,815	June 22, 2002	Saturday Night
Los Angeles (NL)	57,175	June 13, 1965	Sunday DH
Los Angeles (AL)	43,582	June 12, 2005	Sunday Day
New York Yankees	56,438	May 20, 2007	Sunday Night
Miami	56,059	September 28, 2008	Final Game at Shea
Milwaukee	55,830	April 15, 2006	Saturday Day
Minnesota	44,517	June 20, 2007	Wednesday Night
Montreal	53,968	July 11, 1970	Saturday Night
Oakland	52,920	June 23, 2007	Saturday Night
Philadelphia	57,011	July 14, 1968	Sunday DH
Pittsburgh	55,901	Sept. 21, 1969	Sunday DH
St. Louis	55,862	June 22, 1969	Sunday DH
San Diego	52,308	April 3, 2000	Opening Day
San Francisco	57,037	May 31, 1964	Sunday DH
Seattle	52,154	June 25, 2008	Wednesday Night
Tampa Bay	46,610	June 4, 2000	Sunday Night
Texas	55,438	June 15, 2008	Sunday DH
Toronto	34,203	July 16, 2001	Monday Night
Washington	54,371	April 3, 2006	Opening Day

ATTENDANCE RECORDS

TOP 10 REGULAR SEASON CROWDS AT THE POLO GROUNDS

Attendance	Opponent	Date
55,704	Los Angeles (NL)	May 30, 1962
53,880	San Francisco	May 5, 1963
49,431	San Francisco	May 3, 1963
46,184	Los Angeles (NL)	August 18, 1963
43,742	San Francisco	June 1, 1962
41,001	San Francisco	June 2, 1962
39,741	Los Angeles (NL)	August 24, 1962
37,253	Los Angeles (NL)	July 14, 1962
37,170	Chicago (NL)	May 30, 1963
35,463	San Francisco	July 15, 1962

TOP 10 REGULAR SEASON CROWDS AT SHEA STADIUM

Attendance	Opponent	Date	Game Type
57,175	Los Angeles (NL)	June 13, 1965	Sunday DH
57,037	San Francisco	May 31, 1964	Sunday DH
57,011	Philadelphia	July 14, 1968	Sunday DH
56,738	Los Angeles (NL)	June 23, 1968	Sunday Day
56,658	San Francisco	May 13, 1966	Friday Night
56,438	Yankees	May 20, 2007	Sunday Night
56,350	Philadelphia	April 8, 2008	Opening Day
56,337	Yankees	May 18, 2007	Friday Night
56,332	Los Angeles (NL)	June 5, 1966	Sunday DH
56,308	Yankees	June 27, 2008	Friday Night

TOP 10 REGULAR SEASON CROWDS AT CITI FIELD

Attendance	Opponent	Date	Game Type
44,466	Giants	April 30, 2016	Saturday Day
44,384	Braves	April 3, 2017	Opening Day
44,189	Cardinals	March 29, 2018	Opening Day
44,099	Phillies	April 8, 2016	Opening Day
43,947	Phillies	April 13, 2015	Opening Day
43,928	Marlins	September 29, 2018	Saturday Night
43,630	Yankees	September 19, 2015	Saturday Day
43,603	Yankees	June 9, 2018	Saturday Night
43,602	Yankees	September 18, 2015	Friday Night
43,571	Yankees	September 20, 2015	Sunday Night

TOP 3 POSTSEASON CROWDS AT CITI FIELD

Attendance	Opponent	Date	Game Type
44,859	Kansas City	November 1, 2015	Game 5 World Series
44,815	Kansas City	October 31, 2015	Game 4 World Series
44,781	Kansas City	October 30, 2015	Game 3 World Series

ALL-STAR GAME ATTENDANCE

Attendance	Opponent	Date
50,850	July 7, 1964	Shea Stadium
45,186	July 16, 2013	Citi Field

IMPORTANT DATES IN METS HISTORY

OCTOBER 16, 1960 Owners for the eight National League teams meet in Chicago and unanimously pass a resolution to expand the NL to 10 teams, with the newest franchises being placed in Houston and New York.

MARCH 14, 1961 George Weiss becomes the New York Mets first club president.

SEPTEMBER 29, 1961 Casey Stengel is hired to be the team's first manager.



The Mets being welcomed by New York City at City Hall in Manhattan.

OCTOBER 10, 1961 The National League expansion draft is held in Cincinnati, with the Mets selecting catcher Hobie Landrith with their first pick. By the end of the draft, New York has 22 players.

APRIL 10, 1962 The Mets' first regular-season game is rained out in St. Louis.

APRIL 11, 1962 The Mets lose the franchise's inaugural regular-season game, an 11-4 defeat at St. Louis. Roger Craig takes the loss, while Gil Hodges hits the first home run in team history.

APRIL 13, 1962 With snow flurries falling, the Mets play their first-ever home game at the Polo Grounds, losing, 4-3, to Pittsburgh. Attendance for the game is listed as 12,447.

APRIL 23, 1962 After starting the season 0-9, the Mets win their first game with a 9-1 victory at Pittsburgh. Jay Hook throws a complete game five-hitter.

APRIL 28, 1962 The Mets score six times in the sixth inning and Roger Craig pitches 3.0 innings of scoreless relief as New York beats Philadelphia, 8-6, to win for the first time at the Polo Grounds.

MAY 9, 1962 Marv Throneberry is acquired from Baltimore in exchange for Hobie Landrith and cash.

MAY 30, 1962 The Dodgers return to New York for the first time and sweep a doubleheader from the Mets in front of 54,360 fans, the NL's largest crowd of the year. The Mets turn their first-ever triple play in the sixth inning of Game Two.

JUNE 8, 1962 Jay Hook and the Mets stop a franchise-record 17-game losing streak with a, 4-3, win over the Cubs in the first game of a doubleheader. Hook limits the Cubs to three runs over 8.0 innings to end the skid that started on May 21st at Houston.

JUNE 30, 1962 Sandy Koufax no-hits the Mets in a 5-0 win at Los Angeles. Koufax strikes out 13 and walks five.

SEPTEMBER 30, 1962 Frank Thomas hits his 34th home run of the season to set a club record that stands until 1975.

JUNE 20, 1963 Using a five-run third inning, the Mets cruise to a 6-2 victory over the Yankees in the first Met-Yankee Mayor's Trophy Game at Yankee Stadium.

JULY 30, 1963 The Mets end a modern-day major league record 22-game road losing streak with a 5-1 win at Los Angeles.

AUGUST 7, 1963 With a single in the first, a double in the second, a triple in the fourth and a home run in the sixth, Jim Hickman becomes the first Mets player to hit for the cycle, victimizing St. Louis at Sportsman Park. Hickman's natural cycle is still the only one in franchise history and one of 14 in the major league record books.

AUGUST 9, 1963 Jim Hickman hits a two-out, game-winning grand slam off Lindy McDaniel to give the Mets a 7-3 victory over the Cubs at the Polo Grounds and also end Roger Craig's then-franchise record 18-game losing streak.

APRIL 17, 1964 William A. Shea Municipal Stadium opens to a near-capacity crowd of 48,736 and a Mets loss, 4-3 to the Pirates. Future Hall of Famer Willie Stargell hits a solo shot in the second inning to plate the first run in the stadium's history, while Ron Hunt becomes the first Mets player to score in the fourth.

APRIL 19, 1964 The Mets win their first of 1,859 victories at Shea Stadium, beating the Pirates, 6-0, behind Al Jackson's six-hitter.

MAY 26, 1964 The Mets rout the Cubs, 19-1 at Wrigley Field.

MAY 31, 1964 The Mets and Giants play the longest doubleheader in history, combining for a total of 32 innings. The Giants complete the sweep with an 8-6 win in the 23-inning nightcap, despite a triple play by the Mets in the top of 14th.

JUNE 21, 1964 Jim Bunning pitches a perfect game against the Mets, striking out 10 in the 6-0 victory.

JULY 7, 1964 Shea plays host to its only All-Star Game and Ron Hunt becomes the first Mets player to make the All-Star team as the National League uses a four-run ninth inning to beat the American League, 7-4. Hunt starts at second base and finishes with one hit in three at-bats.

OCTOBER 4, 1964 With the NL pennant on the line for the Cardinals, the Mets drop the season finale, 11-5, at St. Louis. A Mets victory would have created a three-way tie between the Cardinals, the Reds and the Phillies.

NOVEMBER 17, 1964 The Mets sign catcher and future Hall of Famer Yogi Berra to a two-year contract.

NOVEMBER 23, 1964 The Mets get their second future Hall of Famer in less than a week when the team acquires lefthander Warren Spahn from Milwaukee.

APRIL 14, 1965 Ron Swoboda hits a pinch-hit home run in his second major league at-bat. The rookie would go on to finish the season with a team-high 19 home runs.

JUNE 14, 1965 Cincinnati's Jim Maloney no-hits the Mets for 10 innings, but loses, 1-0, when Johnny Lewis hits a home run in the 11th inning.

JULY 24, 1965 In what turns out to be Casey Stengel's last game as a major league manager, the Mets lose, 5-1, to the Phillies. That night, Stengel breaks his hip in a fall after the annual Old Timers Dinner and finishes his career with 1,905 victories.

JULY 26, 1965 Wes Westrum is named interim manager. The Mets had actually won Westrum's first game as manager the previous day, when the club beat Philadelphia, 8-1, in the opener of a doubleheader.

AUGUST 26, 1965 Tug McGraw allows two runs in 7.2 innings and the Mets beat the Dodgers and Sandy Koufax, 5-2. It is the first time in 14 career games that the Mets beat the future Hall of Famer. Koufax had been 13-0 against the Mets prior to the loss.

SEPTEMBER 3, 1965 Jim Hickman hits three home runs in a game, becoming the first player to do so in club history. His record has been matched 11 other times.

OCTOBER 19, 1965 The Mets acquire catcher Jerry Grote from Houston for a player to be named later.

FEBRUARY 24, 1966 USC righthander Tom Seaver and Atlanta agree to a \$50,000 contract, violating a major league rule prohibiting college players from signing with a pro team after the start of the collegiate season.

MARCH 2, 1966 Major League Baseball Commissioner William Eckert voids Tom Seaver's contract with Atlanta.

APRIL 2, 1966 The Mets are awarded negotiating rights with Tom Seaver after they, along with Philadelphia and Cleveland, match Atlanta's original offer of \$50,000. But it's the Mets' slip of paper that MLB Commissioner William Eckert picks out of a hat, thus giving the Mets a chance to sign the former number one pick.

APRIL 3, 1966 Tom Seaver and the Mets agree to a contract and the righthander is assigned to Jacksonville of the International League.

APRIL 17, 1966 The Mets score three times in the last two innings to beat the Braves, 5-4, at Shea. The Mets are 2-1 on the year, marking the first time in franchise history the team is above .500.

OCTOBER 2, 1966 The Mets drop a doubleheader at home against Houston, but finish out of last place in the National League for the first time in their history.

NOVEMBER 14, 1966 Bing Devine takes over for George Weiss as team president and General Manager.

NOVEMBER 29, 1966 The Mets acquire Tommy Davis for Jim Hickman and Ron Hunt. Hickman was the last member of the original 22-player expansion draft class.

APRIL 13, 1967 Tom Seaver makes his major league debut, recording a no-decision in a 3-2 win over the Pittsburgh Pirates.

SEPTEMBER 21, 1967 Wes Westrum resigns as manager and is replaced by coach Salty Parker.

OCTOBER 11, 1967 Gil Hodges is hired as the fourth manager in club history.

NOVEMBER 20, 1967 Tom Seaver wins the NL Rookie of the Year award, the first Mets player to win a major postseason award. Seaver finished his initial season 16-13 with a 2.76 ERA.

DECEMBER 15, 1967 Tommy Davis and Jack Fisher headline a package sent to Chicago (AL) in exchange for Tommie Agee and Al Weis.

DECEMBER 27, 1967 Johnny Murphy becomes the third General Manager in franchise history when he replaces Bing Devine.

APRIL 14, 1968 Rookie Nolan Ryan shuts out Houston over 6.2 innings to earn his first big league win, 4-0.

APRIL 15, 1968 The Mets play what is now the second longest game in club history, losing a 24-inning marathon in Houston, 1-0.

APRIL 17, 1968 Jerry Koosman throws his second consecutive shutout and strikes out 10 as the Mets win their first-ever home opener, 3-0 over San Francisco.

MAY 14, 1968 Nolan Ryan breaks the franchise mark with 14 strikeouts at home against Cincinnati.



Nolan Ryan struck out 14 Reds on May 14, 1968 vs. Cincinnati to set a then franchise mark.

JUNE 10, 1969 The Mets win their 11th straight to set a club record. The streak began on May 28th at home against San Diego.

JUNE 15, 1969 The Mets send a package of four players to Montreal for Donn Clendenon.

JULY 9, 1969 Tom Seaver retires the first 25 Cubs he faces before Jimmy Qualls lines a clean single to left-centerfield. Seaver gets two more outs to finish with a one-hitter and a 4-0 victory.

AUGUST 13, 1969 After an 8-2 loss at Houston, the Mets are 10 games back of the front running Cubs for first place in the NL East.

SEPTEMBER 9, 1969 A black cat emerges in front of the visiting Cubs dugout at Shea. The good luck feline stares directly into the Cubs dugout and helps lift the Mets to a 7-1 win.

SEPTEMBER 10, 1969 After a doubleheader sweep of the Expos, the Mets move into sole possession of first place for the first time in their history.

SEPTEMBER 15, 1969 Ron Swoboda hits two home runs off Steve Carlton to help the Mets beat the Cardinals, 4-3, in a game that Carlton sets a modern major league record with 19 strikeouts.



The infamous black cat that brought the Mets good luck during the 1969 pennant chase.

- SEPTEMBER 24, 1969** Donn Clendenon hits two home runs to back Gary Gentry's four-hitter and the Mets clinch the NL East with a 6-0 win over St. Louis.
- SEPTEMBER 30, 1969** The Mets finish the season 100-62, winners of 38 of their final 49 games.
- OCTOBER 6, 1969** Home runs from Tommie Agee, Ken Boswell and Wayne Garrett help the Mets finish a sweep of Atlanta in the National League Championship Series.
- OCTOBER 14, 1969** The Mets host their first-ever World Series game at Shea. The Mets beat the Baltimore Orioles, 5-0, in Game Three to take a two games to one series lead. Tommie Agee hits a leadoff home run and makes two spectacular catches in the field.
- OCTOBER 16, 1969** Jerry Koosman throws a five-hitter and the Mets beat Baltimore, 5-3, at Shea to finish off the Orioles four-games-to-one and win their first-ever World Series.
- OCTOBER 29, 1969** Tom Seaver is named the NL Cy Young winner for the first time in his career. He finished the season 25-7 with a 2.21 ERA.
- JANUARY 14, 1970** General Manager Johnny Murphy passes away after suffering a heart attack. Five days later, Bob Scheffing is named General Manager.
- APRIL 22, 1970** Tom Seaver ties the modern major league record with 19 strikeouts, including 10 in a row to finish the game, in a 2-1 win over San Diego at Shea.
- DECEMBER 10, 1971** The Mets trade Nolan Ryan and three others to California for Jim Fregosi.
- APRIL 2, 1972** Gil Hodges suffers a fatal heart attack.
- APRIL 6, 1972** The Mets announce two moves: Yogi Berra has been named the manager and the club has acquired Rusty Staub from Montreal.
- MAY 11, 1972** The Mets acquire Willie Mays from San Francisco.
- AUGUST 5, 1973** After a doubleheader sweep by St. Louis, the Mets are 11.5 games out of first place with 54 games left to play.
- AUGUST 17, 1973** Willie Mays hits the 660th and last home run of his illustrious career off Cincinnati's Don Gullett at Shea Stadium.
- SEPTEMBER 20, 1973** Using the memorable "Ball-on-the-Wall" play in which a shot to leftfield caromed directly into Cleon Jones' hand and helped the Mets cut down the potential game-winning run at home plate, the Mets pull within a half game of first place after a 4-3 victory against Pittsburgh.
- OCTOBER 1, 1973** With a 6-4 win at Wrigley Field, their 29th in their last 43 games, the Mets clinch their second NL East title.
- OCTOBER 8, 1973** Bud Harrelson and Pete Rose spark a bench-clearing brawl in Game Three of the NLCS at Shea. The spirited Mets beat the Reds 9-2.
- OCTOBER 10, 1973** The Mets clinch their second National League pennant with a 7-2 win over Cincinnati in a decisive Game Five.
- OCTOBER 21, 1973** Oakland wins Game Seven to deny the Mets their second World Series title.
- OCTOBER 1, 1974** Joe McDonald replaces Bob Scheffing as the General Manager.
- AUGUST 6, 1975** Yogi Berra is dismissed as manager and coach Roy McMillan is named interim skipper.
- OCTOBER 3, 1975** Joe Frazier takes over as the team's manager.
- NOVEMBER 12, 1975** Tom Seaver wins his third NL Cy Young Award after finishing the season 22-9 with a 2.38 ERA and 243 strikeouts.
- MAY 31, 1977** Joe Torre is named player-manager and the team beats Montreal, 6-2, at Shea in his debut. He removes himself from the active roster on June 18th.
- JUNE 15, 1977** Tom Seaver is traded to Cincinnati in exchange for four players.
- JANUARY 24, 1980** The Mets are sold to a group headed by Doubleday & Co.
- FEBRUARY 21, 1980** Frank Cashen is named the club's new General Manager.
- OCTOBER 20, 1980** Sixteen days after an announcement that Joe Torre would not return as manager, George Bamberger is introduced as the new skipper.
- MAY 6, 1983** Rookie Darryl Strawberry makes his major league debut, batting third and playing rightfield at home against Cincinnati. He is named the Rookie of the Year in the off-season, becoming the third Mets player to win the award.
- JUNE 3, 1983** Manager George Bamberger resigns and is replaced by Frank Howard.
- JUNE 15, 1983** The Mets acquire Keith Hernandez from St. Louis for Neil Allen and Rick Ownbey.
- OCTOBER 13, 1983** Davey Johnson takes over as the club's manager.
- APRIL 7, 1984** Nineteen-year-old Dwight Gooden goes 5.0 innings and strikes out five Astros to win his major league debut in Houston, 3-2. Gooden finishes the season with a major league rookie record 276 strikeouts. The righthander also becomes the second straight Mets player to win the NL Rookie of the Year award when he is given the honor in the off-season.

DECEMBER 12, 1984 The Mets acquire Gary Carter in exchange for infielder Hubie Brooks, catcher Mike Fitzgerald, outfielder Herm Winningham and pitcher Floyd Youmans.

OCTOBER 2, 1985 Dwight Gooden beats St. Louis, 5-2, on the road for his 24th win of the season. The 10-strikeout complete game caps a spectacular season for "Dr. K" in which the 20-year-old finishes with a league best in ERA (1.53), wins, innings (276.2), strikeouts (268) and complete games (16). In the off-season, he becomes the youngest player to win the NL Cy Young award.

SEPTEMBER 17, 1986 A 4-2 win over Chicago (NL) at Shea clinches the NL East for the Mets. It is the earliest calendar clinching date in NL East history.

OCTOBER 5, 1986 In the season finale, the Mets beat Pittsburgh, 9-0, at Shea for their 108th victory of the year. The team sets franchise records for wins, home wins (55), road wins (53), home runs (148), batting average (.263) and attendance (2,762,417).

OCTOBER 11, 1986 Lenny Dykstra's two-run walkoff home run in the ninth inning lifts the Mets to a 6-5 win in Game Three of the NLCS vs. Houston.

OCTOBER 15, 1986 The Mets clinch the third NL pennant in club history when they score three times in the 16th inning of Game Six and beat Houston, 7-6.

OCTOBER 25, 1986 Bill Buckner's error allows Ray Knight to score Game Six's game-winning run in the bottom of the 10th inning and tie the World Series at three games apiece.



Perhaps the most famous play in Mets history; Mookie Wilson's roller up the first base line plates Ray Knight with the game-winning run in the bottom of the 10th inning in Game Six of the 1986 World Series. The win evened the series and forced Game Seven.

OCTOBER 27, 1986 Jesse Orosco strikes out Marty Barrett swinging to save an 8-5 win in Game Seven over Boston and give the Mets their second World Series title.

JULY 7, 1987 The Mets sweep a doubleheader in Atlanta to make Davey Johnson the winningest manager in club history, surpassing Gil Hodges' 339 victories.

SEPTEMBER 22, 1988 Ron Darling throws a six-hitter and the Mets beat the Phillies, 3-1, to clinch the NL East for the fourth time in franchise history.

OCTOBER 9, 1988 Mike Scioscia hits a two-run home run in the top of the ninth inning to send Game Four of the NLCS into extra innings, where the Dodgers win and deny the Mets a three-to-one series lead. The Dodgers go on to win the pennant in seven games.

MAY 26, 1990 The Mets beat San Diego, 11-0 in what turns out to be Davey Johnson's last win as a Mets manager. His 595 victories are a club record.

MAY 29, 1990 Bud Harrelson replaces Davey Johnson to become the 12th manager in club history.

SEPTEMBER 27, 1991 Al Harazin takes over for Frank Cashen as the team's General Manager.

SEPTEMBER 30, 1991 Mike Cabbage is named the interim manager after Bud Harrelson is dismissed.

OCTOBER 6, 1991 Howard Johnson drives in his 117th run of the season in a 7-0 win at Philadelphia to finish with the league lead and set a franchise record.

OCTOBER 11, 1991 Jeff Torborg signs a four-year contract to manage the team.

DECEMBER 2, 1991 Bobby Bonilla and the Mets agree to terms on a five-year contract.

MAY 19, 1993 Dallas Green becomes the 15th manager in club history after Jeff Torborg resigns.

JUNE 22, 1993 Al Harazin resigns his position of General Manager and Joe McLivaine becomes Executive VP of Baseball Operations on July 8th.

AUGUST 26, 1996 Bobby Valentine succeeds Dallas Green as manager.

SEPTEMBER 14, 1996 Todd Hundley hits his 41st home run of the season in a 6-5 win at home against Atlanta to set a major league record for home runs in a season by a catcher.

JUNE 16, 1997 Dave Mlicki throws his first career complete game to help the Mets to a 6-0 win over the Yankees at Yankee Stadium in the first ever regular-season game between the clubs.

JULY 16, 1997 Steve Phillips is named the club's new General Manager.

MAY 22, 1998 The Mets acquire Mike Piazza from Florida in exchange for Preston Wilson, Ed Yarnell and Geoff Goetz.

OCTOBER 4, 1999 In a one-game playoff at Cincinnati with the National League Wild Card on the line, Al Leiter throws a two-hitter and the Mets beat the Reds, 5-0. The win sends the Mets to their fifth postseason appearance in team history.

OCTOBER 9, 1999 Todd Pratt hits a 10th-inning solo home run just over the leaping try of centerfielder Steve Finley and the Mets beat Arizona, 4-3, in Game Four to close out the NLDS.

OCTOBER 17, 1999 Robin Ventura hits a game-ending, bases-loaded home run in the 15th inning that is officially scored a single to help the Mets to a 4-3 win over Atlanta and a three-to-two series deficit in the NLCS.

OCTOBER 19, 1999 New York climbs back from a 5-0 first inning deficit in Game Six of the NLCS to take leads of 8-7 and 9-8, but loses 10-9 in 11 innings to fall four games-to-two to the Braves.

DECEMBER 23, 1999 The Mets acquire lefthanded pitcher Mike Hampton and Derek Bell from Houston for a package of three players.

MARCH 30, 2000 The Mets finish a historic two-game, season-opening set in Japan against Chicago with a 5-1 victory after Benny Agbayani hits a pinch-hit grand slam in the 11th inning.

JUNE 30, 2000 The Mets score a then franchise-record 10 runs in the eighth inning, highlighted by Mike Piazza's three-run home run as they top the Braves, 11-8.

JULY 8, 2000 The Yankees sweep the Mets in a spilt-stadium doubleheader. It is the first time that two teams play two games in two different ballparks in one day in 97 years.

OCTOBER 8, 2000 Bobby J. Jones throws a one-hitter to help the Mets beat the Giants, 4-0, and clinch the National League Divisional Series three games-to-one.

OCTOBER 16, 2000 Mike Hampton earns his second win of the National League Championship Series, beating the Cardinals, 7-0 to clinch the NLCS MVP and send the Mets to their fourth World Series.

OCTOBER 26, 2000 The Yankees beat the Mets, 4-2, in Game Five of the World Series to clinch the title, four-games-to-one.

SEPTEMBER 21, 2001 In New York City's first sporting event after the tragic events of September 11th, Mike Piazza hits a two-run home run in the eighth inning to lift the Mets past the Braves, 3-2.

AUGUST 24, 2002 Fred Wilpon becomes the sole owner of the Mets, completing his purchase of Nelson Doubleday's half of the team.

OCTOBER 28, 2002 Art Howe is named the 17th manager in team history.

JUNE 10, 2003 José Reyes makes his major league debut, going 2-4 with a double in a 9-7 loss at Texas.

SEPTEMBER 25, 2003 Hall of Fame radio announcer Bob Murphy calls his last game after 42 years, a 3-1 Mets loss at home to Pittsburgh.

MAY 5, 2004 Mike Piazza becomes the all-time home run leader as catcher with his 352nd at home against San Francisco.

JULY 21, 2004 David Wright makes his major league debut, hitting seventh and starting at third base in a 5-4 win over Montreal.

SEPTEMBER 30, 2004 Omar Minaya is named Executive Vice President and General Manager.

NOVEMBER 4, 2004 Willie Randolph is hired as the 18th manager in team history.

DECEMBER 16, 2004 The Mets and Pedro Martinez agree to terms on a four-year contract.

JULY 11, 2006 The Mets send a team-record six players to the All-Star Game in Pittsburgh. David Wright hits a home run to get the National League on the board in the second, but the AL pulls out a 3-2 win.

SEPTEMBER 18, 2006 José Valentin hits two home runs and the Mets blank the Marlins, 4-0, to clinch their first NL East title since 1988.

SEPTEMBER 28, 2006 Carlos Beltrán hits his 41st home run of the season to tie the franchise record, originally set by Todd Hundley in 1996.

OCTOBER 7, 2006 Using a three-run first inning to set the tone, the Mets complete a three-game, NLDS sweep of Los Angeles with a 9-5 victory in Game Three.

OCTOBER 19, 2006 Despite a spectacular leaping grab by Endy Chavez in leftfield to rob Scott Rolen of a sixth-inning home run, the Mets fall to the Cardinals, 3-1, in Game Seven of the NLCS.

SEPTEMBER 30, 2007 The Marlins score seven first-inning runs to beat the Mets, 8-1, in the season finale and deny the Mets a second straight postseason berth.

FEBRUARY 2, 2008 The Mets acquire Johan Santana from the Twins in exchange for a package of four players.

JUNE 17, 2008 Willie Randolph is replaced by Jerry Manuel, who becomes the 19th manager in franchise history.

SEPTEMBER 28, 2008 The Marlins beat the Mets, 4-2, in Shea Stadium's final game and again deny the Mets a postseason berth.

APRIL 13, 2009 Citi Field opens its doors for the Mets' first game in their new home, but the Padres spoil the historic night with a 6-5 win.

APRIL 17, 2009 Gary Sheffield becomes the first player to hit his 500th home run in a Mets uniform when he goes deep off Milwaukee's Mitch Stetter in a 5-4 win at Citi Field.

AUGUST 23, 2009 Eric Bruntlett turns an unassisted triple play on Jeff Francoeur's line drive to end the Phillies' 9-7 win over the Mets at Citi Field. It was the second unassisted triple play to end a game in MLB history.

APRIL 17, 2010 The Mets beat the Cardinals, 2-1, in 20 innings at Busch Stadium in St. Louis. It marks the team's fourth longest contest by innings and the first time the team won a game lasting 20 innings or longer.

MAY 7, 2010 Rod Barajas hits the first walk-off home run in Citi Field history in the bottom of the ninth inning, lifting the Mets to a 6-5 win over the Giants.

JUNE 10, 2010 Jonathon Niese tosses a one-hitter, retiring the final 21 straight batters, to beat the Padres, 3-0. Niese joins Tom Seaver as the only Mets pitcher to finish a game one batter from perfection. Chris Denorfia doubled in the third inning for the lone San Diego hit.

OCTOBER 4, 2010 The Mets relieve Omar Minaya of his duties as Executive Vice President of Baseball Operations and General Manager. The club also announces that they decline to pick up manager Jerry Manuel's 2011 option.

OCTOBER 29, 2010 The Mets hire Sandy Alderson as the 12th General Manager in team history.

NOVEMBER 23, 2010 The club introduces Terry Collins as the 20th manager in franchise history.

JUNE 28, 2011 The Mets hit two grand slams (Jason Bay, Carlos Beltrán) in the same game for the second time in team history in a 14-3 win.

AUGUST 15, 2011 Jason Isringhausen notches his 300th save in a 5-4, 10-inning win at San Diego.

SEPTEMBER 28, 2011 José Reyes goes 1-1 with a bunt single to finish with a .337 batting average. Reyes becomes the first Met to ever win the batting title.

APRIL 26, 2012 David Wright hits a two-run home run off Mark Buehrle at Citi Field to record his 734th and 735th career RBI, passing Darryl Strawberry on the club's all-time list.

JUNE 1, 2012 Johan Santana throws the first no-hitter in team history beating St. Louis, 8-0, at Citi Field. Santana strikes out David Freese for the final out.



Johan Santana celebrates after the first no-hitter in Mets history

SEPTEMBER 26, 2012 David Wright singles off Pittsburgh's Jeff Locke for his 1,419th career hit, breaking Ed Kranepool's team record of 1,418 hits.

SEPTEMBER 27, 2012 R.A. Dickey beats the Pirates, 6-5, for his 20th win of the season. Dickey works 7.2 innings and allows three earned runs to become the sixth Mets pitcher to reach the 20-win plateau.

MARCH 21, 2013 David Wright is named the fourth team captain in franchise history.

MAY 28, 2013 Lucas Duda delivers a Subway Series walk-off RBI single off Mariano Rivera (his final appearance vs. the Mets) in a 2-1 win.

JULY 16, 2013 The Mets host the All-Star Game at Citi Field. David Wright and Matt Harvey both start. The National League loses, 3-0.

SEPTEMBER 29, 2013 Mike Piazza is inducted into the Mets Hall of Fame, becoming the 27th member.

MAY 14-15, 2014: Rafael Montero and Jacob deGrom make their major league debuts in consecutive games vs. the Yankees. It was the first time in team history the Mets had starters make their debuts in consecutive games.

JULY 8, 2014 The Mets beat the Braves, 5-3, for the club's 4,000th win in franchise history.

SEPTEMBER 15, 2014 Jacob deGrom ties a modern-era major league record with eight strikeouts to begin the game vs. Miami at Citi Field. He tied Houston's Jim Deshaies.

NOVEMBER 10, 2014 Jacob deGrom is named the National League Rookie of the Year. He becomes the fifth player in Mets history to capture Rookie of the Year honors.

APRIL 23, 2015 The Mets beat the Braves 6-3 at Citi Field to complete a 10-0 homestand. The club tied the franchise-record with its 11th straight victory.

JULY 31, 2015 The Mets acquire Yoenis Céspedes from the Detroit Tigers. Later that night, Wilmer Flores hits a walk-off home run in the 12th inning to beat Washington, 2-1, two days after a rumored trade to Milwaukee fell through.

AUGUST 2, 2015 Curtis Granderson, Daniel Murphy and Lucas Duda all homer in the third inning as the Mets complete the sweep vs. the Nationals with a 5-2 win. The Mets move into a first place tie in the NL East.

AUGUST 24, 2015 David Wright returned after missing 115 games and homers in his first at-bat in Philadelphia. The Mets hit a team record eight home runs in a 16-7 win.

SEPTEMBER 8, 2015 The Mets rally from a 7-1 deficit to beat Washington, 8-7. Kirk Nieuwenhuis hits a solo homer in the eighth off Jonathan Papelbon. The Mets lead the Nationals by six games in the NL East.

SEPTEMBER 26, 2015 The Mets pound the Reds 10-2 at Cincinnati to clinch the NL East.

OCTOBER 9, 2015 Jacob deGrom ties a postseason franchise-record with 13 strikeouts at Los Angeles. He outduels Clayton Kershaw as the Mets won Game 1 of the NLDS, 3-1.

OCTOBER 15, 2015 The Mets edge the Dodgers, 3-2 in Los Angeles in the deciding Game 5 of the NLDS. Jacob deGrom won his second game of the series. Daniel Murphy's sixth inning solo home run snaps a 2-2 tie. Jeury's Familia pitched the final 2.0 innings for the save.

OCTOBER 21, 2015 The Mets complete a four-game sweep of the Chicago Cubs with a 8-3 win in the NLCS to advance to their fifth World Series. Daniel Murphy sets a postseason record with a home run in six straight games. Lucas Duda hit a three-run home run in the first inning.

OCTOBER 30, 2015 Citi Field hosts its first World Series game. The Mets beat Kansas City, 9-3. David Wright hits a home run in his first at-bat and had four RBI. The Mets trail the Series, two games to one.

NOVEMBER 1, 2015 The Royals score two runs in the ninth inning to force extra innings and plate five runs in the 12th to win the World Series.

SEPTEMBER 17, 2016 Curtis Granderson becomes the first player in team history to hit two extra inning homers — ties the game in the 11th and hits a walkoff homer in the 12th to beat the Twins, 3-2.

SEPTEMBER 22, 2016 José Reyes hits a two-run homer in the ninth to tie the game and then trailing by two, Asdrubal Cabrera hits a three-run walk-off home run in the 11th to top the Phillies, 9-8.

OCTOBER 1, 2016 The Mets clinch the first Wild Card with a 5-3 win at Philadelphia. Bartolo Colón wins his 15th game and Jeury's Familia finishes with a franchise record 51 saves.

OCTOBER 5, 2016 The Mets fall 3-0 to the Giants in the one-game Wild Card Game...Noah Syndergaard tosses 7.0 shutout innings and strikes out 10...Conor Gillaspie hits a three-run homer off Jeury's Familia in the ninth inning.

APRIL 11, 2017 Yoenis Céspedes hits three homers in Philadelphia. He becomes the first player in team history to hit three homers two times (also: August 21, 2015 at Colorado).

MAY 20, 2017 Terry Collins manages his 1,013th game with the Mets, passing Davey Johnson for the most in team history. Collins finished with 1,134 games managed as New York's skipper.

OCTOBER 23, 2017 The Mets name Mickey Callaway the 21st manager in team history.

JANUARY 1, 2018 The New York Rangers defeated the Buffalo Sabres, 3-2, in front of a sellout crowd at the 2018 Bridgestone Winter Classic held at Citi Field. The Rangers won in overtime on a power play goal by J.T. Miller.

JULY 9, 2018 Wilmer Flores set the team record with his 10th career walk-off RBI (passing David Wright) with a walk-off homer to beat the Phillies 4-3 in the first-game of a doubleheader. It was Flores fourth career walk-off homer tying him for the franchise record.

AUGUST 16, 2018 The Mets scored a franchise-record 24 runs. The Mets score 10 runs in the fifth inning. The Mets also had a team-record 25 hits for a nine-inning game.

SEPTEMBER 29, 2018 David Wright starts at third base in an emotional game after missing nearly two years.

OCTOBER 29, 2018 Named Brodie Van Wagenen the 13th General Manager in team history.

NOVEMBER 14, 2018 Jacob deGrom becomes the fourth pitcher in team history win the Cy Young Award.

HIT FOR THE CYCLE

NEW YORK METS

Player	Opponent	Date	At-Bats
Jim Hickman	vs. St. Louis	8/7/63	1B, 2B, 3B, HR, FO
Tommie Agee	vs. St. Louis	7/6/70	FO, 1B, HR, 2B, 3B
Mike Phillips	at Chicago	6/25/76	K, 2B, 3B, HR, 1B
Keith Hernandez	at Atlanta (19)	7/4/85	2B, LO, 3B, FO, HR, FO, 1B, BB, GO, FO, GO
Kevin McReynolds	at St. Louis	8/1/89	2B, GO, HR, 1B, 3B
Alex Ochoa	at Philadelphia	7/3/96	1B, 3B, 2B, HR, 2B
John Olerud	vs. Montreal	9/11/97	2B, 1B, FO, HR, 3B
Eric Valent	at Montreal	7/29/04	1B, 2B, HR, 3B, BB
Jose Reyes	vs. Cincinnati	7/21/06	HR, 2B, 3B, K, 1B
Scott Hairston	at Colorado	4/27/12	1B, HR, 3B, 2B, K

OPPONENTS

Player	Opponent	Date	At-Bats
Wes Parker	vs. Los Angeles	5/7/70	2B, GO, HR, 1B, 3B
Ray Lankford	at St. Louis	9/15/91	2B, 1B, 3B, HR
Vladimir Guerrero	at Montreal	9/14/03	2B, 1B, 3B, HR



2018 RESULTS

OVERALL 5-2
 AT ARIZONA 2-2
 AT NEW YORK 3-0

OVERALL

OVERALL 74-72
 AT ARIZONA 38-35
 AT NEW YORK 36-37

POSTSEASON

OVERALL 3-1



STADIUM:

Chase Field (48,635)

YEAR OPENED:

1998

ADDRESS:

401 East Jefferson St.
 Phoenix, AZ 85004

PHONE:

(602) 462-6500

ALL-TIME SERIES RESULTS VS. ARIZONA

Year	Home	Road	Total	Year	Home	Road	Total	Year	Home	Road	Total
1998	3-3	2-1	5-4	2005	2-1	4-0	6-1	2012	2-1	2-2	4-3
1999	0-3	2-4	2-7	2006	2-1	4-0	6-1	2013	2-2	2-1	4-3
2000	5-1	2-1	7-2	2007	1-2	3-1	4-3	2014	1-2	3-0	4-2
2001	2-1	1-2	3-3	2008	1-2	2-1	3-3	2015	3-0	2-2	5-2
2002	0-4	2-1	2-5	2009	1-3	1-2	2-5	2016	0-3	1-2	1-5
2003	1-2	1-2	2-4	2010	1-2	0-3	1-5	2017	1-3	0-3	1-6
2004	2-1	2-2	4-3	2011	3-0	0-3	3-3	2018	3-0	2-2	5-2

SERIES RECORDS

Longest Winning Streak, Mets 8, 5/31/06-5/5/07
 Longest Winning Streak, Diamondbacks 6, 8/17/16-8/22/17
 Largest Margin of Victory, Mets 14, 8/24/05 (Mets-18, D-Backs-4 at Arizona)
 Largest Margin of Victory, Diamondbacks 13, 8/1/10 (D-Backs-14, Mets-1 at New York)
 Most Runs Scored, Mets 18, 8/24/05 (Mets-18, D-Backs-4 at Arizona)
 Most Runs Scored, Diamondbacks 14, two times, last, 8/1/10 (D-Backs-14, Mets-1 at New York)
 Most Runs Scored, Both Teams 22, 8/24/05 (Mets-18, D-Backs-4 at Arizona)
 Longest Game, Innings 15 innings, 7/4/13 (D-Backs-5, Mets-4 at New York)
 Shutouts By Mets: 4, Diamondbacks: 5

SERIES SWEEPS

Last Three-Game Sweep, Mets At Arizona: 4/14/14-4/16/14. At New York: 5/18/18-5/20/18
 Last Three-Game Sweep, Diamondbacks At Arizona: 5/15/17-5/17/17. At New York: 8/9/16-8/11/16
 Last Four-Game Sweep, Mets At Arizona: 6/8/06-6/11/06
 Last Four-Game Sweep, Diamondbacks At New York: 8/3/02-8/5/02

MOST HOME RUNS SURRENDERED

CAREER

Pitcher	HR
1. Tom Seaver.....	212
2. Jerry Koosman.....	187
3. Ron Darling.....	155
4. Sid Fernandez.....	138
5. Bobby J. Jones.....	137

SEASON

Pitcher	HR
1. Roger Craig (1962).....	35
2. Pedro Astacio (2002).....	32
3. Jay Hook (1962).....	31
T4. Pete Harnisch (1996).....	30
Rick Reed (1998).....	30
T6. Roger Craig (1963).....	28
Rick Reed (2000).....	28
Steve Trachsel (2001).....	28
Jacob deGrom (2017).....	28
10. Chris Capuano (2011).....	27



2018 RESULTS


OVERALL6-13
 AT ATLANTA3-6
 AT NEW YORK3-7

OVERALL

OVERALL382-457-1
 AT ATLANTA167-215
 AT NEW YORK210-211-1
 AT MILWAUKEE5-31

POSTSEASON

OVERALL5-4



STADIUM:

SunTrust Park (41,500)

YEAR OPENED:

2017

ADDRESS:

755 Battery Ave.
 Atlanta, GA 30339

PHONE:

(404) 522-7630

ALL-TIME SERIES RESULTS VS. ATLANTA

Year	Home	Road	Total	Year	Home	Road	Total	Year	Home	Road	Total
1962	3-6	3-6	6-12	1981	2-1	1-2	3-3	2000	4-3	2-4	6-7
1963	5-4	1-8	6-12	1982	1-5	2-4	3-9	2001	4-5	5-5	9-10
1964	3-6	1-8	4-14	1983	3-3	1-5	4-8	2002	4-6	3-6	7-12
1965	5-4	0-9	5-13	1984	3-3	5-1	8-4	2003	5-4	3-7	8-11
1966	2-7	2-7	4-14	1985	5-1	5-1	10-2	2004	5-5	2-7	7-12
1967	7-2	3-6	10-8	1986	5-1	3-3	8-4	2005	5-5	1-8	6-13
1968	2-7-1	4-5	6-12-1	1987	3-3	2-4	5-7	2006	5-4	6-3	11-7
1969	4-2	4-2	8-4	1988	3-3	5-1	8-4	2007	4-5	5-4	9-9
1970	4-2	2-4	6-6	1989	6-0	4-2	10-2	2008	6-3	1-8	7-11
1971	3-3	2-4	5-7	1990	5-1	3-3	8-4	2009	2-7	3-6	5-13
1972	3-3	2-4	5-7	1991	1-5	2-4	3-9	2010	4-5	3-6	7-11
1973	2-4	4-2	6-6	1992	1-5	4-2	5-7	2011	4-5	5-4	9-9
1974	3-3	1-5	4-8	1993	1-5	2-4	3-9	2012	4-5	2-7	6-12
1975	3-3	5-1	8-4	1994	3-3	1-2	4-5	2013	4-5	5-5	9-10
1976	5-1	3-3	8-4	1995	5-1	3-4	8-5	2014	5-5	5-4	10-9
1977	3-3	2-4	5-7	1996	4-3	2-4	6-7	2015	6-3	5-5	11-8
1978	4-2	2-4	6-6	1997	4-2	3-3	7-5	2016	2-7	7-3	9-10
1979	3-3	5-1	8-4	1998	3-3	0-6	3-9	2017	5-4	7-3	12-7
1980	5-1	4-2	9-3	1999	2-4	1-5	3-9	2018	3-7	3-6	6-13

Milwaukee Braves: 1962-1965

Atlanta Braves: 1966-present

SERIES RECORDS

Longest Winning Streak, Mets7, 6/3/79-8/16/79
 Longest Winning Streak, Braves12, 6/20/62-4/15/63
 Largest Margin of Victory, Mets14, 8/7/71 (Mets-20, Braves-6 at Atlanta)
 Largest Margin of Victory, Braves16, two times, last, 7/2/99 (Braves-16, Mets-0 at New York)
 Most Runs Scored, Mets20, 8/7/71 (Mets-20, Braves-6 at Atlanta)
 Most Runs Scored, Braves18, 4/7/04 (Braves-18, Mets-10 at Atlanta)
 Most Runs Scored, Both Teams29, (19 innings), 7/4/85 (Mets-16, Braves-13 at Atlanta)
 Longest Game, Innings19 innings, 7/4/85 (Mets-16, Braves-13 at Atlanta)
 Shutouts ByMets: 55, Braves: 55

SERIES SWEEPS

Last Two-Game Sweep, MetsAt New York: 4/24/90-4/25/90. At Atlanta: 5/4/09-5/5/09
 Last Two-Game Sweep, BravesAt New York: 9/8/11 (DH). At Atlanta: 6/12/18-6/13/18
 Last Three-Game Sweep, MetsAt New York: 4/21/15-4/23/15. At Atlanta: 4/22/16-4/24/16
 Last Three-Game Sweep, BravesAt New York: 5/1/18-5/3/18. At Atlanta: 9/19/15-9/21/15
 Last Four-Game Sweep, MetsAt New York: 7/20/89-7/23/89. At Atlanta: 9/10/15-9/13/15
 Last Four-Game Sweep, BravesAt New York: None. At Atlanta: 5/20/08-5/22/08



2018

OVERALL 1-6
 AT CHICAGO 1-2
 AT NEW YORK 0-4

OVERALL

OVERALL 360-378-2
 AT CHICAGO 170-202-1
 AT NEW YORK 189-175-1
 AT TOKYO 1-1

POSTSEASON

OVERALL 4-0



STADIUM:

Wrigley Field (41,019)

YEAR OPENED:

1914

ADDRESS:

1060 West Addison St.
 Chicago, IL 60613

PHONE:

(773) 404-2827

ALL-TIME SERIES RESULTS VS. CHICAGO

Year	Home	Road	Total	Year	Home	Road	Total	Year	Home	Road	Total
1962	4-5	5-4	9-9	1981	3-1-1	5-4	8-5-1	2000	4-0	1-2	5-2
1963	4-5	3-6	7-11	1982	4-5	5-4	9-9	2001	1-2	1-2	2-4
1964	5-4	2-7	7-11	1983	4-5	5-4	9-9	2002	3-0	2-1	5-1
1965	3-6	4-5-1	7-11-1	1984	5-4	1-8	6-12	2003	1-2	0-3	1-5
1966	5-4	5-4	10-8	1985	9-0	5-4	14-4	2004	2-1	0-3	2-4
1967	2-4	3-9	5-13	1986	6-3	6-3	12-6	2005	3-0	1-2	4-2
1968	4-5	6-3	10-8	1987	6-3	3-6	9-9	2006	1-2	2-1	3-3
1969	5-4	5-4	10-8	1988	6-3	3-6	9-9	2007	3-1	2-1	5-2
1970	4-6	7-1	11-7	1989	6-3	2-7	8-10	2008	2-2	0-2	2-4
1971	4-5	3-6	7-11	1990	3-6	6-3	9-9	2009	2-1	1-2	3-3
1972	6-3	2-7	8-10	1991	1-7	5-4	6-11	2010	3-1	1-2	4-3
1973	3-6	4-4	7-10	1992	6-3	3-6	9-9	2011	1-2	1-2	2-4
1974	2-7	8-1	10-8	1993	2-4	3-4	5-8	2012	1-2	1-2	2-4
1975	6-3	5-4	11-7	1994	1-1	3-0	4-1	2013	1-2	2-1	3-3
1976	6-3	7-2	13-5	1995	1-3	2-1	3-4	2014	2-2	0-3	2-5
1977	5-4	4-5	9-9	1996	3-3	2-4	5-7	2015	0-3	0-4	0-7
1978	3-5	4-6	7-11	1997	3-3	2-3	5-6	2016	4-0	1-2	5-2
1979	4-5	6-3	10-8	1998	2-1	3-3	5-4	2017	2-1	0-3	2-4
1980	5-4	3-6	8-10	1999	3-0	3-3	6-3	2018	0-4	1-2	1-6

SERIES RECORDS

Longest Winning Streak, Mets 8, two times, last, 8/3/85-9/19/85
 Longest Winning Streak, Cubs 9, two times, last., 9/12/17 - 8/28/18
 Largest Margin of Victory, Mets 18, 5/26/64 (Mets-19, Cubs-1 at Chicago)
 Largest Margin of Victory, Cubs 13, two times, last, 3/31/03 (Cubs-15, Mets-2 at New York)
 Most Runs Scored, Mets 23, 8/16/87 (Mets-23, Cubs-10 at Chicago)
 Most Runs Scored, Cubs 18, two times, last, 9/16/72 (Cubs-18, Mets-5 at Chicago)
 Most Runs Scored, Both Teams 33, 8/16/87 (Mets-23, Cubs-10 at Chicago)
 Longest Game, Innings 14 innings, four times, last, 8/11/91 (Cubs-3, Mets-2 at Chicago)
 Shutouts By Mets: 45, Cubs: 45

SERIES SWEEPS

Last Two-Game Sweep, Mets At New York: 9/14/88-9/15/88. At Chicago: 7/17/95-7/18/95
 Last Two-Game Sweep, Cubs At New York: 9/29/82-9/30/82. At Chicago: 4/21/08-4/22/08
 Last Three-Game Sweep, Mets At New York: 8/5/05-8/7/05. At Chicago: 4/4/94-4/6/94
 Last Three-Game Sweep, Cubs At New York: 6/30/15-7/2/15. At Chicago: 9/12/17-9/14/17
 Last Four-Game Sweep, Mets At New York: 6/30/16-7/3/16. At Chicago: None
 Last Four-Game Sweep, Cubs At New York: 5/31/18-6/3/18. At Chicago: 5/11/15-5/14/15
 Last Five-Game Sweep, Mets At New York: None. At Chicago: 6/22/70-6/25/70
 Last Five-Game Sweep, Cubs At New York: None. At Chicago: None



2018

OVERALL 3-3
 AT CINCINNATI 1-2
 AT NEW YORK 2-1

OVERALL

OVERALL 287-320
 AT CINCINNATI 129-170
 AT NEW YORK 158-150

POSTSEASON

OVERALL 3-2



STADIUM:

Great American Ball Park
 (42,271)

YEAR OPENED:

2003

ADDRESS:

100 Joe Nuxhall Way
 Cincinnati, OH 45202

PHONE:

(513) 765-7000

ALL-TIME SERIES RESULTS VS. CINCINNATI

Year	Home	Road	Total	Year	Home	Road	Total	Year	Home	Road	Total
1962	5-4	0-9	5-13	1981	1-5	2-2	3-7	2000	3-3	1-2	4-5
1963	4-5	4-5	8-10	1982	4-2	1-5	5-7	2001	0-3	2-1	2-4
1964	3-6	4-5	7-11	1983	3-3	2-4	5-7	2002	2-1	2-1	4-2
1965	6-3	1-8	7-11	1984	5-1	4-2	9-3	2003	1-2	3-0	4-2
1966	4-5	3-5	7-10	1985	3-3	5-1	8-4	2004	1-2	2-1	3-3
1967	4-5	2-7	6-12	1986	2-4	6-0	8-4	2005	3-0	0-3	3-3
1968	5-4	3-6	8-10	1987	3-3	2-4	5-7	2006	2-2	2-1	4-3
1969	3-3	3-3	6-6	1988	4-2	3-2	7-4	2007	3-1	2-1	5-2
1970	3-3	1-5	4-8	1989	4-2	4-2	8-4	2008	2-1	2-2	4-3
1971	3-3	1-5	4-8	1990	4-2	2-4	6-6	2009	2-1	2-1	4-2
1972	1-5	3-3	4-8	1991	3-3	4-2	7-5	2010	1-2	1-2	2-4
1973	2-4	2-4	4-8	1992	4-2	1-5	5-7	2011	1-2	4-0	5-2
1974	2-4	1-5	3-9	1993	2-4	4-2	6-6	2012	1-4	1-2	2-6
1975	3-3	1-5	4-8	1994	3-0	1-2	4-2	2013	0-3	2-1	2-4
1976	4-2	2-4	6-6	1995	4-2	1-5	5-7	2014	2-1	2-1	4-2
1977	1-5	1-5	2-10	1996	4-2	2-4	6-6	2015	3-0	4-0	7-0
1978	3-3	2-4	5-7	1997	6-0	3-2	9-2	2016	3-0	3-0	6-0
1979	2-4	2-4	4-8	1998	4-2	2-1	6-3	2017	3-1	1-2	4-3
1980	2-4	2-4	4-8	1999	0-3	5-2	5-5	2018	2-1	1-2	3-3

SERIES RECORDS

Longest Winning Streak, Mets 14, 9/7/14 - 9/7/16
 Longest Winning Streak, Reds 9, two times, last, 6/8/77-4/29/78
 Largest Margin of Victory, Mets 14, 4/19/98 (Mets-14, Reds-0 at Cincinnati)
 Largest Margin of Victory, Reds 12, 5/4/85 (Reds-14, Mets-2 at Cincinnati)
 Most Runs Scored, Mets 15, 4/28/97 (Mets-15, Reds-2 at Cincinnati)
 Most Runs Scored, Reds 15, 5/13/80 (Reds-15, Mets-4 at Cincinnati)
 Most Runs Scored, Both Teams 25, 5/12/63 (Mets-13, Reds-12 at New York)
 Longest Game, Innings 16 innings, 8/20/73 (Reds-8, Mets-3 at New York)
 Shutouts By Mets: 33, Reds: 47

SERIES SWEEPS

Last Two-Game Sweep, Mets At New York: 4/22/97-4/23/97. At Cincinnati: 4/28/97-4/29/97
 Last Two-Game Sweep, Reds At New York: 5/25/92-5/27/92. At Cincinnati: 5/6/92-5/7/92
 Last Three-Game Sweep, Mets At New York: 4/25/16-4/27/16. At Cincinnati: 9/5/16-9/7/16
 Last Three-Game Sweep, Reds At New York: 5/20/13-5/22/13. At Cincinnati: 4/4/05-4/7/05
 Last Four-Game Sweep, Mets At New York: 7/18/97-7/21/97. At Cincinnati: 9/24/15-9/27/15
 Last Four-Game Sweep, Reds At New York: 8/19/77-8/21/77. At Cincinnati: 7/11/75-7/13/75
 Last Five-Game Sweep, Mets At New York: 7/5/84-7/8/84. At Cincinnati: None
 Last Five-Game Sweep, Reds At New York: 9/25/64-9/27/64. At Cincinnati: None



2018

OVERALL.....1-6
 AT COLORADO1-3
 AT NEW YORK0-3

OVERALL

OVERALL102-97
 AT COLORADO.....38-60
 AT NEW YORK64-37



STADIUM:
 Coors Field (50,398)

YEAR OPENED:
 1995

ADDRESS:
 2001 Blake Street
 Denver, CO 80205

PHONE:
 (303) 292-0200

ALL-TIME SERIES RESULTS VS. COLORADO

Year	Home	Road	Total	Year	Home	Road	Total	Year	Home	Road	Total
1993	4-2	2-4	6-6	2002	1-2	2-1	3-3	2011	0-4	2-1	2-5
1994	0-3	1-2	1-5	2003	4-0	1-2	5-2	2012	0-4	2-1	2-5
1995	3-1	1-4	4-5	2004	3-0	2-1	5-1	2013	3-0	1-3	4-3
1996	4-2	1-5	5-7	2005	3-1	1-2	4-3	2014	3-0	1-3	4-3
1997	4-2	1-4	5-6	2006	3-0	2-1	5-1	2015	4-0	3-0	7-0
1998	4-2	2-1	6-3	2007	2-1	0-3	2-4	2016	1-3	0-3	1-6
1999	2-1	3-3	5-4	2008	3-0	3-3	6-3	2017	2-1	1-2	3-3
2000	4-2	2-1	6-3	2009	3-1	1-2	4-3	2018	0-3	1-3	1-6
2001	2-1	1-3	3-4	2010	2-1	1-2	3-3				

SERIES RECORDS

Longest Winning Streak, Mets.....11, 5/4/14 - 8/23/15
 Longest Winning Streak, Rockies.....7, 8/20/12-4/18/13
 Largest Margin of Victory, Mets.....12, 7/14/17 (Mets-14, Rockies-2 at New York)
 Largest Margin of Victory, Rockies.....10, three times, last, 7/4/07 (Rockies-17, Mets-7 at Colorado)
 Most Runs Scored, Mets.....14, four times, last, 7/14/17, (Mets-14, Rockies-2 at New York)
 Most Runs Scored, Rockies.....18, 4/27/14 (Rockies-18, Mets-9 at Colorado)
 Most Runs Scored, Both Teams.....27, 4/27/14 (Rockies-18, Mets-9 at Colorado)
 Longest Game, Innings.....14 innings, 4/26/95 (Rockies-11, Mets-9 at Colorado)
 Shutouts By.....Mets: 18, Rockies: 6

SERIES SWEEPS

Last Three-Game Sweep, Mets.....At New York: 9/8/14-9/10/14. At Colorado: 8/21/15-8/23/15
 Last Three-Game Sweep, Rockies.....At New York: 5/4/18-5/6/18. At Colorado: 5/13/16-5/15/16
 Last Four-Game Sweep, Mets.....At New York: 8/10/15-8/13/15. At Colorado: None
 Last Four-Game Sweep, Rockies.....At New York: 8/20/12-8/23/12. At Colorado: None

WINNING & LOSING STREAKS

WINNING STREAKS (8 OR MORE)

Games	Year	Dates
11	1969	May 28-June 10
11	1972	May 12-May 21
11	1986	April 18-April 30
11	1990	June 17-June 29
11	2015	April 12-23
10	1969	September 6-September 13
10	1976	June 23-July 4
10	1991	July 1-July 13
10	2008	July 5-July 17
9	1969	September 21-October 1
9	1985	July 2-July 10
9	1985	August 3-August 13
9	1998	May 21-May 31
9	2000	April 16-April 25
9	2018	April 3-April 13
8	10 times	last, April 22-30, 2016

LOSING STREAKS (11 OR MORE)

Games	Year	Dates
17	1962	May 21-June 6
15	1963	June 28-July 14
15	1982	August 15-August 31
13	1962	August 9-August 21
13	1980	August 31-September 12
12	2002	August 10-August 23
11	1962	July 15-July 26
11	1963	July 18-July 28
11	1965	August 1-August 13
	1991	August 9-August 21, Game #1
2004		August 28-September 8



2018


OVERALL 2-4
 AT LOS ANGELES 2-1
 AT NEW YORK 0-3

OVERALL

OVERALL 270-341-1
 AT LOS ANGELES 126-184
 AT NEW YORK 144-157-1

POSTSEASON

OVERALL 9-6



STADIUM:

Dodger Stadium (56,000)

YEAR OPENED:

1962

ADDRESS:

1000 Elysian Park Ave.
 Los Angeles, CA 90012

PHONE:

(323) 224-1500

ALL-TIME SERIES RESULTS VS. LOS ANGELES

Year	Home	Road	Total	Year	Home	Road	Total	Year	Home	Road	Total
1962	1-8	1-8	2-16	1981	1-2	0-3	1-5	2000	2-1	3-3	5-4
1963	1-8	1-8	2-16	1982	3-3	3-3	6-6	2001	2-1	2-1	4-2
1964	2-7-1	1-8	3-15-1	1983	3-4	2-3	5-7	2002	0-3	2-1	2-4
1965	3-6	3-6	6-12	1984	5-1	4-2	9-3	2003	1-2	2-1	3-3
1966	4-5	2-7	6-12	1985	2-4	3-3	5-7	2004	1-2	2-1	3-3
1967	4-5	2-7	6-12	1986	5-1	4-2	9-3	2005	2-1	1-2	3-3
1968	5-4	6-3	11-7	1987	3-3	3-3	6-6	2006	2-2	2-1	4-3
1969	6-0	2-4	8-4	1988	4-1	6-0	10-1	2007	2-1	3-4	5-5
1970	3-3	2-4	5-7	1989	3-3	4-2	7-5	2008	3-1	1-2	4-3
1971	4-2	3-3	7-5	1990	4-2	3-3	7-5	2009	1-2	0-3	1-5
1972	3-3	2-4	5-7	1991	3-3	2-4	5-7	2010	3-0	1-3	4-3
1973	3-3	2-4	5-7	1992	5-1	2-4	7-5	2011	2-1	3-1	5-2
1974	4-2	3-3	7-5	1993	2-4	2-4	4-8	2012	0-3	3-1	3-4
1975	2-4	4-2	6-6	1994	4-2	2-4	6-6	2013	1-2	0-3	1-5
1976	3-3	2-4	5-7	1995	3-3	3-3	6-6	2014	1-2	1-2	2-4
1977	3-3	1-5	4-8	1996	2-4	2-4	4-8	2015	2-2	2-1	4-3
1978	3-3	2-4	5-7	1997	2-3	3-3	5-6	2016	1-2	2-2	3-4
1979	3-3	0-6	3-9	1998	2-2	3-1	5-3	2017	0-3	0-4	0-7
1980	4-2	1-5	5-7	1999	1-3	3-1	4-4	2018	0-3	2-1	2-4

SERIES RECORDS

Longest Winning Streak, Mets 9, 5/18/86-8/30/86
 Longest Winning Streak, Dodgers 12, 5/28/16-6/24/18
 Largest Margin of Victory, Mets 13, 7/25/15 (Mets-15, Dodgers-2 at New York)
 Largest Margin of Victory, Dodgers 14, 7/14/62 (Dodgers-17, Mets-3 at New York)
 Most Runs Scored, Mets 15, 7/25/15 (Mets-15, Dodgers-2 at New York)
 Most Runs Scored, Dodgers 17, two times, last, 7/14/62 (Dodgers-17, Mets-3 at New York)
 Most Runs Scored, Both Teams 25, 5/25/62 (Dodgers-17, Mets-8 at Los Angeles)
 Longest Game, Innings 19 innings, 5/24/73 (Mets-7, Dodgers-3 at Los Angeles)
 Shutouts By Mets: 42, Dodgers: 59

SERIES SWEEPS

Last Two-Game Sweep, Mets At New York: 5/11/90-5/12/90. At Los Angeles: 5/21/90-5/22/90
 Last Two-Game Sweep, Dodgers At New York: 8/26/85-8/27/85. At Los Angeles: 4/20/94-4/21/94
 Last Three-Game Sweep, Mets At New York: 4/27/10-4/28/10. At Los Angeles: 8/28/89-8/30/89
 Last Three-Game Sweep, Dodgers At New York: 6/22/18-6/24/18. At Los Angeles: 8/12/13-8/14/13
 Last Four-Game Sweep, Dodgers At New York: 6/11/65-6/13/65. At Los Angeles: 6/19/17-6/22/17




2018

OVERALL12-7
 AT MIAMI6-3
 AT NEW YORK6-4

OVERALL

OVERALL227-206
 AT MIAMI107-105
 AT NEW YORK119-99
 AT PUERTO RICO1-2



STADIUM:
 Marlins Park (37,422)
YEAR OPENED:
 2012
ADDRESS:
 501 Marlins Way
 Miami, FL 33125
PHONE:
 (305) 480-1300

ALL-TIME SERIES RESULTS VS. MIAMI

Year	Home	Road	Total	Year	Home	Road	Total	Year	Home	Road	Total
1993	4-3	5-1	9-4	2002	7-3	4-5	11-8	2010	5-4	1-8	6-12
1994	2-4	2-2	4-6	2003	3-6	4-6	7-12	2011	5-4	4-5	9-9
1995	4-3	2-4	6-7	2004	2-8	2-7	4-15	2012	7-2	5-4	12-6
1996	4-2	2-5	6-7	2005	5-4	5-4	10-8	2013	5-4	3-7	8-11
1997	4-2	4-2	8-4	2006	6-4	5-4	11-8	2014	6-3	5-5	11-8
1998	3-3	4-2	7-5	2007	3-6	8-1	11-7	2015	6-4	5-4	11-8
1999	5-1	5-2	10-3	2008	5-4	5-4	10-8	2016	6-4	6-3	12-7
2000	4-2	2-4	6-6	2009	3-6	4-5	7-11	2017	4-5	3-7	7-12
2001	6-3	6-4	12-7	2010	5-4	1-8	6-12	2018	6-4	6-3	12-7

SERIES RECORDS

Longest Winning Streak, Mets 7, 8/9/12-9/23/12
 Longest Winning Streak, Marlins 10, 7/10/04-9/8/04
 Largest Margin of Victory, Mets 13, three times, last, 9/12/18- Game 1 (Mets-13, Marlins-0 at New York)
 Largest Margin of Victory, Marlins 13, 8/8/12 (Marlins-13, Mets-0 at New York)
 Most Runs Scored, Mets 17, 7/8/06 (Game Two) (Mets-17, Marlins-3 at New York)
 Most Runs Scored, Marlins 16, 9/11/06 (Marlins-16, Mets-5 at Miami)
 Most Runs Scored, Both Teams 21, 9/11/06 (Marlins-16, Mets-5 at Miami)
 Longest Game, Innings 20 innings, 6/8/13 (Marlins-2, Mets-1 at New York)
 Shutouts By Mets: 32, Marlins: 21

SERIES SWEEPS

Last Two-Game Sweep, Mets At New York: 4/7/06-4/9/06. At Miami: 4/18/07-4/19/07
 Last Two-Game Sweep, Marlins At New York: 6/8/13-6/9/13. At Miami: 9/21/10-9/22/10
 Last Three-Game Sweep, Mets At New York: 7/11/14-7/13/14. At Miami: 4/9/18-4/11/18
 Last Three-Game Sweep, Marlins At New York: 9/8/09-9/10/09. At Miami: 9/18/17-9/20/17
 Last Four-Game Sweep, Mets At New York: 4/16/15-4/19/15. At Miami: None
 Last Four-Game Sweep, Marlins At New York: 8/30/04-9/2/04. At Miami: 5/13/10-5/16/10

METS BEST RECORD AFTER...

10 games9-1 (2018)	90 games62-28 (1986)
20 games16-4 (1986)	100 games68-32 (1986)
30 games23-7 (1972)	110 games75-35 (1986)
40 games29-11 (1972, 1986 &1988)	120 games79-41 (1986)
50 games35-15 (1986)	130 games87-43 (1986)
60 games44-16 (1986)	140 games93-47 (1986)
70 games49-21 (1986)	150 games98-52 (1986)
80 games55-25 (1986)	FINAL108-54 (1986)



STADIUM:
Miller Park (41,900)

YEAR OPENED:
2001

ADDRESS:
One Brewers Way
Milwaukee, WI 53214

PHONE:
(414) 902-4400

2018
OVERALL..... 3-4
AT MILWAUKEE..... 1-3
AT NEW YORK 2-1

OVERALL
OVERALL..... 77-64
AT MILWAUKEE..... 38-31
AT NEW YORK 39-33

ALL-TIME SERIES RESULTS VS. MILWAUKEE

Year	Home	Road	Total	Year	Home	Road	Total	Year	Home	Road	Total
1998	3-0	5-1	8-1	2005	1-2	2-1	3-3	2012	1-1	1-2	2-3
1999	2-2	3-0	5-2	2006	2-1	1-2	3-3	2013	1-3	2-1	3-4
2000	5-1	2-1	7-2	2007	2-1	2-1	4-2	2014	1-2	2-2	3-4
2001	3-0	0-3	3-3	2008	1-2	3-0	4-2	2015	2-1	1-2	3-3
2002	3-0	2-1	5-1	2009	2-1	1-2	3-3	2016	3-0	2-2	5-2
2003	1-5	2-1	3-6	2010	1-3	1-2	2-5	2017	2-2	0-3	2-5
2004	1-2	3-0	4-2	2011	0-3	2-1	2-4	2018	2-1	1-3	3-4

*Milwaukee moved to the National League in 1998.

SERIES RECORDS

Longest Winning Streak, Mets..... 9, 5/4/99-6/16/00
 Longest Winning Streak, Brewers 5, 6/11/16-5/14/17
 Largest Margin of Victory, Mets 13, 5/16/15 (Mets-14, Brewers-1 at New York)
 Largest Margin of Victory, Brewers..... 9, 5/12/07 (Brewers-12, Mets-3 at New York)
 Most Runs Scored, Mets 14, 5/16/15 (Mets-14, Brewers-1 at New York)
 Most Runs Scored, Brewers..... 17, 5/26/18 (Brewers-17, Mets-6 at Milwaukee)
 Most Runs Scored, Both Teams..... 23, 5/26/18 (Brewers-17, Mets-6 at Milwaukee)
 Longest Game, Innings 13 innings, two times, last, 6/12/14 (Brewers-5, Mets-1 at New York)
 Shutouts By..... Mets: 10, Brewers: 4

SERIES SWEEPS

Last Two-Game Sweep, Brewers..... At New York: 6/5/03 (Doubleheader)
 Last Three-Game Sweep, Mets At New York: 5/20/16-5/22/16. At Milwaukee: 9/1/08-9/3/08
 Last Three-Game Sweep, Brewers At New York: 8/19/11-8/21/11. At Milwaukee: 5/12/17-5/14/17

BIGGEST COMEBACKS

Deficit	Date	Opponent	Score	Deficit	Date	Opponent	Score
8 runs	9/2/72	at Houston	11-8	6 runs	4/1/96	vs. St. Louis	7-6
7 runs	6/30/00	vs. Atlanta	11-8	6 runs	6/14/80	vs. San Francisco	7-6
7 runs	6/2/11	vs. Pittsburgh	9-8	6 runs	6/5/78	vs. Los Angeles	9-8
6 runs	5/5/17	vs. Miami	8-7	6 runs	9/14/78	vs. Montreal	7-6
6 runs	7/4/16	vs. Miami	8-6	6 runs	7/20/75	vs. Houston	10-9
6 runs	9/8/15	at Washington	8-7	6 runs	9/23/75	at Chicago	8-6
6 runs	8/22/06	vs. St. Louis	8-7	6 runs	7/17/73	at Atlanta	8-7
6 runs	6/13/01	at Baltimore	7-6 (10)	6 runs	5/7/72	vs. San Diego	8-6
6 runs	5/15/99	at Philadelphia	9-7	6 runs	8/17/66	vs. Pittsburgh	8-7
6 runs	9/13/97	vs. Montreal	9-6 (11)	6 runs	4/23/65	at San Francisco	9-8
6 runs	7/13/97	at Atlanta	7-6 (10)				



2018

OVERALL..... 11-8
 AT PHILADELPHIA..... 5-5
 AT NEW YORK 6-3

OVERALL

OVERALL..... 479-508
 AT PHILADELPHIA..... 237-257
 AT NEW YORK 242-251



STADIUM:
 Citizens Bank Park (43,651)

YEAR OPENED:
 2004

ADDRESS:
 1 Citizens Bank Way
 Philadelphia, PA 19148

PHONE:
 (215) 463-6000

ALL-TIME SERIES RESULTS VS. PHILADELPHIA

Year	Home	Road	Total	Year	Home	Road	Total	Year	Home	Road	Total
1962	2-7	2-7	4-14	1981	5-4	2-3	7-7	2000	2-4	4-3	6-7
1963	6-3	2-7	8-10	1982	5-4	2-7	7-11	2001	5-5	6-3	11-8
1964	2-7	1-8	3-15	1983	4-5	2-7	6-12	2002	3-6	6-4	9-10
1965	3-6	4-5	7-11	1984	7-2	3-6	10-8	2003	3-7	4-5	7-12
1966	1-8	6-3	7-11	1985	7-2	4-5	11-7	2004	3-6	5-5	8-11
1967	1-8	3-6	4-14	1986	6-3	2-7	8-10	2005	6-4	5-3	11-7
1968	3-6	5-4	8-10	1987	8-1	5-4	13-5	2006	6-3	5-5	11-8
1969	5-4	7-2	12-6	1988	6-3	4-5	10-8	2007	2-7	4-5	6-12
1970	6-3	7-2	13-5	1989	6-3	6-3	12-6	2008	5-4	6-3	11-7
1971	7-2	6-3	13-5	1990	6-3	4-5	10-8	2009	4-5	2-7	6-12
1972	5-4	8-1	13-5	1991	5-4	6-3	11-7	2010	5-4	4-5	9-9
1973	6-3	3-6	9-9	1992	3-6	3-6	6-12	2011	4-5	3-6	7-11
1974	4-5	3-6	7-11	1993	1-6	2-4	3-10	2012	3-6	7-2	10-8
1975	4-5	3-6	7-11	1994	2-1	2-5	4-6	2013	4-6	6-3	10-9
1976	3-6	2-7	5-13	1995	3-4	4-2	7-6	2014	5-4	8-2	13-6
1977	4-5	1-8	5-13	1996	4-2	3-4	7-6	2015	8-1	6-4	14-5
1978	3-6	3-6	6-12	1997	4-2	3-3	7-5	2016	6-4	6-3	12-7
1979	2-7	3-6	5-13	1998	3-3	5-1	8-4	2017	5-4	7-3	12-7
1980	1-8	5-4	6-12	1999	4-2	2-4	6-6	2018	6-3	5-5	11-8

SERIES RECORDS

Longest Winning Streak, Mets..... 10, two times, last, 5/9/15-8/31/15
 Longest Winning Streak, Phillies..... 10, 6/29/80-9/25-80
 Largest Margin of Victory, Mets 20, 8/16/18 - Game 1 (Mets-24, Phillies-4 at Philadelphia)
 Largest Margin of Victory, Phillies..... 19, 6/11/85 (Phillies-26, Mets-7 at Philadelphia)
 Most Runs Scored, Mets 24, 8/16/18 - Game 1 (Mets-24, Phillies-4 at Philadelphia)
 Most Runs Scored, Phillies..... 26, 6/11/85 (Phillies-26, Mets-7 at Philadelphia)
 Most Runs Scored, Both Teams..... 33, 6/11/85 (Phillies-26, Mets-7 at Philadelphia)
 Longest Game, Innings 18 innings, two times, last, 8/1/72 (Game 1) (Mets-3, Phillies-2 at New York)
 Shutouts By.....Mets: 79, Phillies: 66

SERIES SWEEP

Last Two-Game Sweep, Mets.....At New York: 4/3/18-4/4/18. At Philadelphia: 7/21/03-7/22/03
 Last Two-Game, Phillies.....At New York: 8/14/92-8/15/92. At Philadelphia: 4/12/83-4/13/83
 Last Three-Game Sweep, Mets.....At New York: 5/25/15-5/27/15. At Philadelphia: 4/10/17-4/12/17
 Last Three-Game Sweep, Phillies.....At New York: 4/26/13-4/28/13. At Philadelphia: 9/29/15-10/1/15
 Last Four-Game Sweep, Mets.....At New York: None. At Philadelphia: 8/24/15-8/27/15
 Last Four-Game Sweep, Phillies.....At New York: 6/19/95-6/22/95. At Philadelphia: 8/27/07-8/30/07
 Last Five-Game Sweep, Phillies.....At New York: 8/14/80-8/17/80. At Philadelphia: 6/25/82-6/27/82



2018

OVERALL..... 3-4
 AT PITTSBURGH..... 2-2
 AT NEW YORK..... 1-2

OVERALL

OVERALL..... 355-389-2
 AT PITTSBURGH..... 165-203-1
 AT NEW YORK..... 190-186-1



STADIUM:
 PNC Park (38,362)
YEAR OPENED:
 2001
ADDRESS:
 115 Federal Street
 Pittsburgh, PA 15212
PHONE:
 (412) 323-5000

ALL-TIME SERIES RESULTS VS. PITTSBURGH

Year	Home	Road	Total	Year	Home	Road	Total	Year	Home	Road	Total
1962	1-8	1-8	2-16	1981	1-4	2-2-1	3-6-1	2000	3-0	4-2	7-2
1963	3-6	1-8	4-14	1982	4-5	4-5	8-10	2001	1-2	3-0	4-2
1964	4-5	2-7	6-12	1983	5-4	4-5	9-9	2002	1-2	0-2	1-4
1965	1-8	3-6	4-14	1984	5-4	7-2	12-6	2003	2-1	2-1	4-2
1966	4-5	1-8	5-13	1985	5-4	5-4	10-8	2004	0-3	1-2	1-5
1967	7-2	4-5	11-7	1986	9-0	8-1	17-1	2003	2-1	2-1	4-2
1968	4-5	5-4	9-9	1987	7-2	5-4	12-6	2005	2-1	1-2	3-3
1969	4-5	6-3	10-8	1988	6-3	6-3	12-6	2006	5-1	0-3	5-4
1970	3-6	3-6	6-12	1989	4-5	5-4	9-9	2008	1-2	3-1	4-3
1971	5-4	5-4	10-8	1990	6-3	4-5	10-8	2009	3-0	1-3	4-3
1972	5-3	3-3	8-6	1991	4-5	2-7	6-12	2010	4-0	2-1	6-1
1973	7-2	6-3	13-5	1992	3-6	1-8	4-14	2011	2-2	2-2	4-4
1974	3-6	4-5	7-11	1993	2-4	2-5	4-9	2012	3-1	2-1	5-2
1975	1-8	4-5	5-13	1994	0-3	4-2	4-5	2013	1-3	1-2	2-5
1976	4-5	6-3	10-8	1995	3-1	1-2	4-3	2014	2-1	1-3	3-4
1977	3-6	1-8	4-14	1996	4-3	4-2	8-5	2015	0-3	0-3	0-6
1978	4-5	3-6	7-11	1997	5-1	2-3	7-4	2016	2-1	1-2	3-3
1979	3-6-1	5-4	8-10-1	1998	4-2	0-3	4-5	2017	1-2	2-1	3-3
1980	6-3	4-5	10-8	1999	5-1	2-1	7-2	2018	1-2	2-2	3-4

SERIES RECORDS

Longest Winning Streak, Mets.....15, 6/6/86-4/9/87
 Longest Winning Streak, Pirates.....9, 6/29/14-6/7/16
 Largest Margin of Victory, Mets.....16, 4/17/76 (Mets-17, Pirates-1 at Pittsburgh)
 Largest Margin of Victory, Pirates.....17, 9/26/92 (Pirates-19, Mets-2 at Pittsburgh)
 Most Runs Scored, Mets.....17, 4/17/76 (Mets-17, Pirates-1 at Pittsburgh)
 Most Runs Scored, Pirates.....19, 9/26/92 (Pirates-19, Mets-2 at Pittsburgh)
 Most Runs Scored, Both Teams.....22, 8/1/96 (Pirates-13, Mets-9 at New York)
 Longest Game, Innings.....18 innings, 4/28/85 (Mets-5, Pirates-4 at New York)
 Shutouts By.....Mets: 62, Pirates: 63

SERIES SWEEPS

Last Two-Game Sweep, Mets.....At New York: 5/3/06-5/4/06. At Pittsburgh: 6/27/79-6/28/79
 Last Two-Game Sweep, Pirates.....At New York: 4/5/96-4/6/96. At Pittsburgh: 9/24/02-9/25/02
 Last Three-Game Sweep, Mets.....At New York: 5/8/09-5/10/09. At Pittsburgh: 9/17/01-9/19/01
 Last Three-Game Sweep, Pirates.....At New York: 8/14/15-8/16/15. At Pittsburgh: 5/22/15-5/24/15
 Last Four-Game Sweep, Mets.....At New York: 9/13/10-9/16/10. At Pittsburgh: None
 Last Four-Game Sweep, Pirates.....At New York: 5/28/65-5/30/65. At Pittsburgh: 6/17/93-6/20/93

HISTORY



2018	
OVERALL.....	3-3
AT ST. LOUIS	1-2
AT NEW YORK	2-1
OVERALL	
OVERALL.....	352-393
AT ST. LOUIS	175-201
AT NEW YORK	177-192
POSTSEASON	
OVERALL	7-5



STADIUM:
Busch Stadium (43,975)

YEAR OPENED:
2006

ADDRESS:
700 Clark St.
St. Louis, MO 63102

PHONE:
(314) 345-9600

ALL-TIME SERIES RESULTS VS. ST. LOUIS

Year	Home	Road	Total	Year	Home	Road	Total	Year	Home	Road	Total
1962	2-7	3-6	5-13	1981	4-1	2-4	6-5	2000	3-0	3-3	6-3
1963	4-5	1-8	5-13	1982	1-8	5-4	6-12	2001	0-3	1-2	1-5
1964	4-5	3-6	7-11	1983	5-4	1-8	6-12	2002	2-1	1-2	3-3
1965	4-5	1-8	5-13	1984	4-5	3-6	7-11	2003	1-2	0-3	1-5
1966	2-7	5-4	7-11	1985	5-4	3-6	8-10	2004	1-2	0-3	1-5
1967	2-7	5-4	7-11	1986	4-5	8-1	12-6	2005	1-2	1-3	2-5
1968	1-8	5-4	6-12	1987	4-5	5-4	9-9	2006	3-0	1-2	4-2
1969	6-4	6-2	12-6	1988	9-0	5-4	14-4	2007	2-2	3-0	5-2
1970	6-3	6-3	12-6	1989	6-3	4-5	10-8	2008	2-2	2-1	4-3
1971	4-5	6-3	10-8	1990	7-2	5-4	12-6	2009	4-2	0-3	4-5
1972	3-4	4-5	7-9	1991	5-4	2-7	7-11	2010	2-1	1-2	3-3
1973	5-4	5-4	10-8	1992	5-4	4-5	9-9	2011	2-1	1-2	3-3
1974	2-7	4-5	6-12	1993	3-4	2-4	5-8	2012	3-1	1-2	4-3
1975	5-4	4-5	9-9	1994	0-2	6-1	6-3	2013	1-2	1-3	2-5
1976	4-5	5-4	9-9	1995	2-1	1-3	3-4	2014	3-1	1-2	4-3
1977	2-5	6-5	8-10	1996	3-3	2-4	5-7	2015	2-2	1-2	3-4
1978	2-7	5-4	7-11	1997	4-1	5-1	9-2	2016	1-2	2-1	3-3
1979	1-8	6-3	7-11	1998	4-2	2-1	6-3	2017	2-2	1-2	3-4
1980	4-5	5-4	9-9	1999	2-1	3-1	5-2	2018	2-1	1-2	3-3

SERIES RECORDS

Longest Winning Streak, Mets.....8, 4/24/86-8/14/86

Longest Winning Streak, Cardinals.....10, two times, last, 9/17/82-6/20/83

Largest Margin of Victory, Mets.....13, two times, last, 9/24/88 (Mets-14, Cardinals-1 at St. Louis)

Largest Margin of Victory, Cardinals.....14, 7/8/62 (Cardinals-15, Mets-1 at New York)

Most Runs Scored, Mets.....15, 10/3/64 (Mets-15, Cardinals-5 at St. Louis)

Most Runs Scored, Cardinals.....15, four times, last, 4/8/92 (Cardinals-15, Mets-7 at St. Louis)

Most Runs Scored, Both Teams.....22, two times, last, 4/8/92 (Cardinals-15, Mets-7 at St. Louis)

Longest Game, Innings.....25 innings, 9/11/74 (Cardinals-4, Mets-3 at New York)

Shutouts By.....Mets: 52, Cardinals: 55

SERIES RECORDS

Last Two-Game Sweep, Mets.....At New York: 5/7/98-5/8/98. At St. Louis: 4/11/73-4/12/73

Last Two-Game Sweep, Cardinals.....At New York: 6/27/94-6/28/94. At St. Louis: 7/25/95-7/26/95

Last Three-Game Sweep, Mets.....At New York: 8/22/06-8/24/06. At St. Louis: 4/1/07-4/4/07

Last Three-Game Sweep, Cardinals.....At New York: 8/10/01-8/12/01. At St. Louis: 4/21/09-4/23/09

Last Four-Game Sweep, Mets.....At New York: None. At St. Louis: 4/24/86-4/27/86

Last Four-Game Sweep, Cardinals.....At New York: 8/7/79-8/9/79. At St. Louis: None

Last Five-Game Sweep, Cardinals.....At New York: 9/17/82-9/19/82. At St. Louis: None




2018

OVERALL..... 4-2
 AT SAN DIEGO..... 2-1
 AT NEW YORK..... 2-1

OVERALL

OVERALL..... 242-247
 AT SAN DIEGO..... 112-133
 AT NEW YORK..... 129-112
 AT MEXICO..... 1-2



STADIUM:
 Petco Park (42,524)

YEAR OPENED:
 2004

ADDRESS:
 100 Park Boulevard
 San Diego, CA 92101

PHONE:
 (619) 795-5000

ALL-TIME SERIES RESULTS VS. SAN DIEGO

Year	Home	Road	Total	Year	Home	Road	Total	Year	Home	Road	Total
1969	5-1	6-0	11-1	1986	5-1	5-1	10-2	2003	2-1	1-2	3-3
1970	3-3	3-3	6-6	1987	3-3	5-1	8-4	2004	0-4	1-2	1-6
1971	4-2	3-3	7-5	1988	3-3	4-2	7-5	2005	3-0	1-2	4-2
1972	2-4	5-1	7-5	1989	4-2	1-5	5-7	2006	3-0	2-2	5-2
1973	6-0	2-4	8-4	1990	3-3	2-4	5-7	2007	1-2	1-2	2-4
1974	3-3	3-3	6-6	1991	4-2	3-3	7-5	2008	2-1	0-4	2-5
1975	3-3	5-1	8-4	1992	2-4	2-4	4-8	2009	1-2	1-3	2-5
1976	4-2	3-3	7-5	1993	2-4	3-3	5-7	2010	2-1	1-3	3-4
1977	2-4	4-2	6-6	1994	3-3	3-3	6-6	2011	2-2	2-1	4-3
1978	2-4	3-3	5-7	1995	5-2	1-5	6-7	2012	3-1	1-2	4-3
1979	2-4	2-4	4-8	1996	1-5	2-5	3-10	2013	2-1	2-2	4-3
1980	1-5	0-6	1-11	1997	3-2	2-4	5-6	2014	2-1	1-2	3-3
1981	2-2	0-3	2-5	1998	2-1	2-4	4-5	2015	1-2	1-2	2-4
1982	4-2	2-4	6-6	1999	5-1	2-1	7-2	2016	2-1	2-2	4-3
1983	4-2	2-4	6-6	2000	1-2	2-4	3-6	2017	1-2	2-2	3-4
1984	4-2	2-4	6-6	2001	1-2	0-3	1-5	2018	2-1	2-1	4-2
1985	2-4	5-1	7-5	2002	0-3	3-1	3-4				

SERIES RECORDS

Longest Winning Streak, Mets.....11, 5/28/69-8/27/69
 Longest Winning Streak, Padres.....9, 6/16/80-5/1/81
 Largest Margin of Victory, Mets.....12, 2x, last 4/29/18 (Mets 14, Padres 2 at San Diego)
 Largest Margin of Victory, Padres.....15, 8/26/00 (Padres-16, Mets-1 at San Diego)
 Most Runs Scored, Mets.....14, 4/29/18 (Mets-14, Padres-2 at San Diego)
 Most Runs Scored, Padres.....18, 5/31/10 (Padres-18, Mets-6 at San Diego)
 Most Runs Scored, Both Teams.....25, 8/1/96 (Padres-15, Mets-10 at San Diego)
 Longest Game, Innings.....18 innings, 8/26/80 (Padres-8, Mets-6 at New York)
 Shutouts By..... Mets: 37, Padres: 40

SERIES SWEEPS

Last Two-Game Sweep, Mets.....At New York: 8/28/90-8/29/90. At San Diego: 8/21/76-8/22/76
 Last Two-Game Sweep, Padres.....At New York: 5/20/85-5/22/85. At San Diego: 8/22/92-8/23/92
 Last Three-Game Sweep, Mets.....At New York: 8/8/06-8/10/06. At San Diego: 8/31/87-9/2/87
 Last Three-Game Sweep, Padres.....At New York: 8/13/02-8/15/02. At San Diego: 8/14/01-8/16/01
 Last Four-Game Sweep, Mets.....At New York: 8/16/69-8/17/69. At San Diego: 5/16/88-5/19/88
 Last Four-Game Sweep, Padres.....At New York: 8/23/04-8/26/04. At San Diego: 6/5/08-6/8/08



2018

OVERALL..... 4-3
 AT SAN FRANCISCO..... 2-1
 AT NEW YORK..... 2-2

OVERALL

OVERALL..... 284-327
 AT SAN FRANCISCO..... 134-172
 AT NEW YORK..... 150-155

POSTSEASON

OVERALL..... 3-2



STADIUM:

Oracle Park (41,915)

YEAR OPENED:

2000

ADDRESS:

24 Willie Mays Plaza
 San Francisco, CA 94107

PHONE:

(415) 972-2000

ALL-TIME SERIES RESULTS VS. SAN FRANCISCO

Year	Home	Road	Total	Year	Home	Road	Total	Year	Home	Road	Total
1962	2-7	2-7	4-14	1981	1-2	1-2	2-4	2000	3-1	0-4	3-5
1963	4-5	2-7	6-12	1982	2-4	2-4	4-8	2001	3-1	0-3	3-4
1964	3-6	4-5	7-11	1983	2-4	3-3	5-7	2002	0-3	0-3	0-6
1965	2-7	3-6	5-13	1984	1-5	3-3	4-8	2003	2-0	2-2	4-2
1966	4-5	5-4	9-9	1985	4-2	4-2	8-4	2004	3-0	1-2	4-2
1967	3-6	2-7	5-13	1986	3-3	4-2	7-5	2005	2-1	1-2	3-3
1968	4-5	3-6	7-11	1987	4-2	5-1	9-3	2006	1-2	2-1	3-3
1969	5-1	3-3	8-4	1988	3-3	1-5	4-8	2007	2-1	2-1	4-2
1970	3-3	3-3	6-6	1989	2-4	1-5	3-9	2008	3-0	2-1	5-1
1971	2-4	2-4	4-8	1990	5-1	2-4	7-5	2009	2-2	3-1	5-3
1972	4-2	4-2	8-4	1991	4-2	2-4	6-6	2010	2-1	1-3	3-4
1973	3-3	2-4	5-7	1992	5-1	5-1	10-2	2011	1-2	1-2	2-4
1974	3-3	3-3	6-6	1993	2-4	2-4	4-8	2012	1-3	3-1	4-4
1975	5-1	3-3	8-4	1994	2-4	4-2	6-6	2013	1-2	3-0	4-2
1976	3-3	4-2	7-5	1995	2-4	3-4	5-8	2014	1-3	0-3	1-6
1977	4-2	3-3	7-5	1996	4-2	2-4	6-6	2015	1-2	2-1	3-3
1978	1-5	2-4	3-9	1997	1-5	2-3	3-8	2016	2-1	2-2	4-3
1979	5-1	3-3	8-4	1998	2-1	2-4	4-5	2017	2-1	3-0	5-1
1980	2-4	1-5	3-9	1999	5-1	2-1	7-2	2018	2-2	2-1	4-3

SERIES RECORDS

Longest Winning Streak, Mets..... 8, two times, last, 6/3/08-5/16/09
 Longest Winning Streak, Giants..... 9, two times, last, 8/27/01-5/16/03
 Largest Margin of Victory, Mets..... 13, 6/1/92 (Mets-14, Giants-1 at New York)
 Largest Margin of Victory, Giants..... 13, 5/4/63 (Giants-17, Mets-4 at New York)
 Most Runs Scored, Mets..... 15, 8/27/97 (Mets-15, Giants-6 at New York)
 Most Runs Scored, Giants..... 17, 5/4/63 (Giants-17, Mets-4 at New York)
 Most Runs Scored, Both Teams..... 23, 8/21/96 (Giants-12, Mets-11 at San Francisco)
 Longest Game, Innings..... 23 innings, 5/31/64 (Game Two) (Giants-8, Mets-6 at New York)
 Shutouts By..... Mets: 45, Giants: 50

SERIES SWEEPS

Last Two-Game Sweep, Mets..... At New York: 8/12/03-8/13/03. At San Francisco: 5/29/85-5/30/85
 Last Two-Game Sweep, Giants..... At New York: 5/22/84-5/24/84. At San Francisco: 4/28/93-4/29/93
 Last Three-Game Sweep, Mets..... At New York: 7/8/08-7/10/08. At San Francisco: 6/23/17-6/25/17
 Last Three-Game Sweep, Giants..... At New York: 5/7/02-5/9/02. At San Francisco: 6/6/14-6/8/14
 Last Four-Game Sweep, Mets..... At New York: 8/30/90-9/2/90
 Last Four-Game Sweep, Giants..... At New York: 6/1/62-6/3/62. At San Francisco: 5/1/00-5/4/00

WASHINGTON NATIONALS (NL EAST)

2018 RECORD: 82-80 (2nd Place, NL East)

2019 MANAGER: Dave Martinez



2018

OVERALL..... 11-8
 AT WASHINGTON..... 6-3
 AT NEW YORK..... 5-5

OVERALL

OVERALL..... 420-436
 AT WASHINGTON..... 69-58
 AT NEW YORK..... 214-221
 AT MONTREAL..... 135-152
 AT PUERTO RICO..... 2-5



STADIUM:

Nationals Park (41,408)

YEAR OPENED:

2008

ADDRESS:

1500 South Capital St, SE
 Washington, DC 20003

PHONE:

(202) 640-7000

ALL-TIME SERIES RESULTS VS. WASHINGTON

Year	Home	Road	Total	Year	Home	Road	Total	Year	Home	Road	Total
1969	7-2	6-3	13-5	1986	5-4	5-4	10-8	2003	4-6	1-8	5-14
1970	5-4	3-6	8-10	1987	5-4	5-4	10-8	2004	4-5	6-4	10-9
1971	4-5	5-4	9-9	1988	7-2	5-4	12-6	2005	4-5	7-3	11-8
1972	6-3	6-3	12-6	1989	7-2	2-7	9-9	2006	4-5	8-1	12-6
1973	4-5	5-4	9-9	1990	4-5	6-3	10-8	2007	3-6	6-3	9-9
1974	6-3	3-6	9-9	1991	8-3	6-1	14-4	2008	6-3	6-3	12-6
1975	5-4	3-6	8-10	1992	3-6	3-6	6-12	2009	7-2	3-6	10-8
1976	6-4	4-4	10-8	1993	2-4	2-5	4-9	2010	4-5	5-4	9-9
1977	4-5	4-5	8-10	1994	1-3	2-1	3-4	2011	3-6	5-4	8-10
1978	5-4	5-4	10-8	1995	2-4	4-3	6-7	2012	1-8	3-6	4-14
1979	1-8	2-7	3-15	1996	3-4	3-3	6-7	2013	3-7	4-5	7-12
1980	5-5	3-5	8-10	1997	4-2	3-3	7-5	2014	1-9	3-6	4-15
1981	2-4	1-5	3-9	1998	2-4	2-4	4-8	2015	5-5	6-3	11-8
1982	3-6	4-5	7-11	1999	3-4	5-1	8-5	2016	4-6	3-6	7-12
1983	7-2	3-6	10-8	2000	6-0	3-3	9-3	2017	2-8	4-5	6-13
1984	6-3	5-4	11-7	2001	6-4	5-4	11-8	2018	5-5	6-3	11-8
1985	5-4	4-5	9-9	2002	5-4	3-7	8-11				

Montreal Expos: 1969-2004

Washington Nationals: 2005-present

SERIES RECORDS

Longest Winning Streak, Mets..... 9, 4/20/91-7/4/91
 Longest Winning Streak, Expos/Nationals..... 10, 8/10/79-4/15/80
 Largest Margin of Victory, Mets..... 13, 9/20/06 (Mets-13, Nationals-0 at Washington)
 Largest Margin of Victory, Expos/Nationals..... 21, 7/31/18 (Nationals-25, Mets-4 at Washington)
 Most Runs Scored, Mets..... 14, 8/8/85 (Mets-14, Expos-7 at Montreal)
 Most Runs Scored, Expos/Nationals..... 25, 7/31/18 (Nationals-25, Mets-4 at Washington)
 Most Runs Scored, Both Teams..... 29, 7/26/04 (Expos-19, Mets-10 at Montreal)
 Longest Game, Innings..... 18 innings, 9/16/75 (Mets-4, Expos-3 at New York)
 Shutouts By..... Mets: 69, Expos/Nationals: 57

SERIES SWEEPS

Last Two-Game Sweep, Mets..... At New York: 5/18/11-5/19/11. At Montreal: 7/21/99-7/22/99
 Last Two-Game Sweep, Expos/Nationals..... At New York: 9/22/98-9/23/98. At Washington: 7/31/18-8/1/18
 Last Three-Game Sweep, Mets..... At New York: 7/31/15-8/2/15. At Washington: 4/5/18-4/8/18
 Last Three-Game Sweep, Expos/Nationals..... At New York: 4/21/17-4/23/17. At Washington: 6/27/16-6/29/16
 Last Four-Game Sweep, Mets..... At New York: 5/15/72-5/18/72. At Montreal: 7/1/91-7/4/91
 Last Four Game Sweep, Expos/Nationals..... At New York: 9/9/13-9/12/13. At Montreal: 4/11/03-4/14/03 (at San Juan)

BALTIMORE ORIOLES (AL EAST)

2018 RECORD: 47-115 (5th Place, AL East)

2019 MANAGER: Brandon Hyde



2018 RESULTS

OVERALL 1-3
 AT BALTIMORE 1-1
 AT NEW YORK 0-2

OVERALL

OVERALL 23-13
 AT BALTIMORE 13-8
 AT NEW YORK 10-5

POSTSEASON

OVERALL 4-1



STADIUM:

Oriole Park at Camden Yards (45,971)

YEAR OPENED:
1992

ADDRESS:

333 West Camden St.
Baltimore, MD 21201

PHONE:

(410) 685-9800

ALL-TIME SERIES RESULTS VS. BALTIMORE

Year	Home	Road	Total	Year	Home	Road	Total	Year	Home	Road	Total
1997	0-0	2-1	2-1	2001	0-0	2-1	2-1	2012	3-0	0-0	3-0
1998	2-0	1-1	3-1	2006	1-2	0-0	1-2	2015	2-0	1-1	3-1
1999	0-0	2-1	2-1	2009	0-0	1-2	1-2	2018	0-2	1-1	1-3
2000	2-1	0-0	2-1	2010	0-0	3-0	3-0				

SERIES RECORDS

Longest Winning Streak, Mets
9 games, 6/11/10-8/18/15
Longest Winning Streak, Orioles
4 games, 8/19/15-8/14/18
Longest Game, Innings
12 inn., 8/29/97 (3-4 at Baltimore)

Most Runs Scored, Mets
16, 8/15/18 (16-5 at Baltimore)
Most Runs Scored, Orioles
7, 2x, last - 6/8/00 (8-7 at New York)
Most Runs Scored, Both Teams
19, 8/30/97 (13-6 at Baltimore)

LAST SERIES SWEEP

2-Game Sweep, Mets
at New York: 5/5/15-5/6/15
at Baltimore: None
2-Game Sweep, Orioles
at New York: 6/5/18-6/6/18
3-Game Sweep, Mets
at New York: 6/18/12-6/20/12
at Baltimore: 6/11/10-6/13/10

BOSTON RED SOX (AL EAST)

2018 RECORD: 108-54 (1st Place, AL East) | World Champions

2019 MANAGER: Alex Cora



2018 RESULTS

OVERALL 1-2
 AT BOSTON 1-2
 AT NEW YORK 0-0

OVERALL

OVERALL 12-15
 AT BOSTON 6-9
 AT NEW YORK 6-6

POSTSEASON

OVERALL 4-3



STADIUM:

Fenway Park (37,499)

YEAR OPENED:
1912

ADDRESS:

4 Yawkey Way
Boston, MA 02215

PHONE:

(617) 226-6000

ALL-TIME SERIES RESULTS VS. BOSTON

Year	Home	Road	Total	Year	Home	Road	Total	Year	Home	Road	Total
1997	1-2	0-0	1-2	2000	0-0	1-2	1-2	2009	0-0	2-1	2-1
1998	0-0	2-1	2-1	2001	2-1	0-0	2-1	2015	1-2	0-0	1-2
1999	2-1	0-0	2-1	2006	0-0	0-3	0-3	2018	0-0	1-2	1-2

SERIES RECORDS

Longest Winning Streak, Mets
2 games, 4x, last, 8/30/15-9/14/18
Longest Winning Streak, Red Sox
3 games, 2x, last, 5/24/09-8/29/15
Longest Game, Innings
12 inn, 6/11/99 (2-3 at New York)

Most Runs Scored, Mets
9, 6/5/98 (9-2 at Boston)
Most Runs Scored, Red Sox
12, 5/24/09 (5-12 at Boston)
Most Runs Scored, Both Teams
17, 6/24/09 (5-12 at Boston)

LAST SERIES SWEEP

3-Game Sweep, Red Sox
at New York: None
at Boston: 6/27/06-6/29/06

CHICAGO WHITE SOX (AL CENTRAL)

2018 RECORD: 62-100 (4th Place, AL Central)

2019 MANAGER: Rick Renteria



2018

OVERALL 0-0
 AT CHICAGO 0-0
 AT NEW YORK 0-0

OVERALL

OVERALL 4-6
 AT CHICAGO 2-3
 AT NEW YORK 2-3



STADIUM:
 Guaranteed Rate Field
 (40,615)

YEAR OPENED:
 1991

ADDRESS:
 333 W. 35th St.
 Chicago, IL 60616

PHONE:
 (312) 674-1000

ALL-TIME SERIES RESULTS VS. CHICAGO

Year	Home	Road	Total	Year	Home	Road	Total	Year	Home	Road	Total
2002	0-0	1-2	1-2	2013	1-1	1-1	2-2	2016	1-2	0-0	1-2

SERIES RECORDS

LAST SERIES SWEEP

Longest Winning Streak, Mets
 2 games, 6/26/13-5/30/16
Longest Winning Streak, White Sox
 2 games, 3x, last - 5/31/16-present
Longest Game, Innings
 13 inn, 6/1/16 (1-2 at New York)

Most Runs Scored, Mets
 8, 6/11/02 (8-10 at Chicago)
Most Runs Scored, White Sox
 10, 6/11/02 (8-10 at Chicago)
Most Runs Scored, Both Teams
 18, 6/11/02 (8-10 at Chicago)

None

CLEVELAND INDIANS (AL CENTRAL)

2018 RECORD: 91-71 (1st Place, AL Central)

2019 MANAGER: Terry Francona



2018

OVERALL 0-0
 AT CLEVELAND 0-0
 AT NEW YORK 0-0

OVERALL

OVERALL 10-5
 AT CLEVELAND 8-4
 AT NEW YORK 2-1



STADIUM:
 Progressive Field (42,404)

YEAR OPENED:
 1994

ADDRESS:
 2401 Ontario St.
 Cleveland, OH 44115

PHONE:
 (216) 420-4380

ALL-TIME SERIES RESULTS VS. CLEVELAND

Year	Home	Road	Total	Year	Home	Road	Total	Year	Home	Road	Total
2002	0-0	2-1	2-1	2010	0-0	3-0	3-0	2016	0-0	2-1	2-1
2004	2-1	0-0	2-1	2013	0-0	1-2	1-2				

SERIES RECORDS

LAST SERIES SWEEP

Longest Winning Streak, Mets
 4 games, 6/17/04-6/17/10
Longest Winning Streak, Indians
 2 games, 9/6/13-9/7/13
Longest Game, Innings
 9 inn, 15x, last, 4/17/16
 (6-0 at Cleveland)

Most Runs Scored, Mets
 8, 2x, last, 6/16/10 (8-4 at Cleveland)
Most Runs Scored, Indians
 9, 2x, last, 9/7/13 (4-9 at Cleveland)
Most Runs Scored, Both Teams
 14, 6/8/02 (8-6 at Cleveland)

3-Game Sweep, Mets
 at New York: None
 at Cleveland: 6/15/10-6/17/10



2018

OVERALL 0-0
 AT DETROIT..... 0-0
 AT NEW YORK 0-0

OVERALL

OVERALL 9-12
 AT DETROIT 4-8
 AT NEW YORK 5-4



STADIUM:
 Comerica Park (41,681)

YEAR OPENED:
 2000

ADDRESS:
 2100 Woodward Ave.
 Detroit, MI 48201

PHONE:
 (313) 471-2000

ALL-TIME SERIES RESULTS VS. DETROIT

Year	Home	Road	Total	Year	Home	Road	Total	Year	Home	Road	Total
1997	0-0	0-3	0-3	2010	2-1	0-0	2-1	2016	0-0	1-2	1-2
2004	3-0	0-0	3-0	2011	0-0	2-1	2-1				
2007	0-0	1-2	1-2	2013	0-3	0-0	0-3				

SERIES RECORDS

Longest Winning Streak, Mets.....4, 6/18/04-6/8/07
 Longest Winning Streak, Tigers.....6, 6/30/11-8/6/16
 Largest Margin of Victory, Mets.....11, 6/28/11 (Mets-14, Tigers-3 at Detroit)
 Largest Margin of Victory, Tigers.....14, 6/20/97 (Tigers-14, Mets-0 at Detroit)
 Most Runs Scored, Mets.....16, 6/29/11 (Mets-16, Tigers-9 at Detroit)
 Most Runs Scored, Tigers.....15, 6/10/07 (Tigers-15, Mets-7 at Detroit)
 Most Runs Scored, Both Teams.....25, 6/29/11 (Mets-16, Tigers-9 at Detroit)
 Longest Game, Innings.....10 innings, 6/19/04 (Mets-4, Tigers-3 at New York)
 Shutouts By.....Mets: 2, Tigers: 2

SERIES SWEEPS

Last Three-Game Sweep, Mets.....At New York: 6/18/04-6/20/04
 Last Three-Game Sweep, Tigers.....At New York: 8/23/13-8/25/13 At Detroit: 6/20/97-6/23/97

THREE HOME RUNS VS. METS

The following players have hit three home runs in a game against New York.

- Stan Musial (St. Louis) — July 8, 1962 at Polo Grounds
- Willie McCovey (San Francisco) — September 22, 1963, at San Francisco
- Willie McCovey (San Francisco) — September 17, 1966, at San Francisco (10 Innings)
- Adolfo Phillips (Chicago-NL) — June 11, 1967, at Chicago (Game Two)
- Billy Williams (Chicago-NL) — September 10, 1968, at Chicago
- Richie Allen (Philadelphia) — September 29, 1968 at Shea
- Pete Rose (Cincinnati) — April 29, 1978 at Shea
- Dave Kingman (Chicago-NL) — July 28, 1979 at Shea
- Karl "Tuffy" Rhodes (Chicago-NL) — April 4, 1994 at Chicago
- Bobby Higginson (Detroit) — June 30, 1997 at Detroit
- Luis Gonzalez (Arizona) — May 10, 2004 at Arizona
- Cody Ross (Florida) — September 11, 2006 at Florida
- Anthony Rendon (Washington) — April 30, 2017 at Washington
- Corey Seager (Los Angeles-NL) — June 20, 2017 at Los Angeles



2018	
OVERALL	0-0
AT HOUSTON	0-0
AT NEW YORK	0-0
OVERALL	
OVERALL	260-312
AT HOUSTON	108-179
AT NEW YORK	152-133
POSTSEASON	
OVERALL	4-2



STADIUM:
Minute Maid Park (40,981)

YEAR OPENED:
2000

ADDRESS:
PO Box 288
Houston, TX 77001

PHONE:
(713) 259-8000

ALL-TIME SERIES RESULTS VS. HOUSTON

Year	Home	Road	Total	Year	Home	Road	Total	Year	Home	Road	Total
1962	2-6	1-7	3-13	1980	3-3	1-5	4-8	1998	1-2	3-3	4-5
1963	3-6	2-7	5-13	1981	2-1	1-5	3-6	1999	3-3	2-1	5-4
1964	7-2	2-7	9-9	1982	2-4	2-4	4-8	2000	2-1	3-1	5-2
1965	2-7	2-7	4-14	1983	1-5	2-4	3-9	2001	2-1	1-2	3-3
1966	6-3	5-4	11-7	1984	3-3	5-1	8-4	2002	1-2	1-2	2-4
1967	6-3	1-8	7-11	1985	4-2	4-2	8-4	2003	2-1	2-1	4-2
1968	4-5	4-5	8-10	1986	5-1	2-4	7-5	2004	2-1	2-1	4-2
1969	2-4	0-6	2-10	1987	3-3	3-3	6-6	2005	4-2	1-3	5-5
1970	4-2	2-4	6-6	1988	5-1	2-4	7-5	2006	2-1	2-1	4-2
1971	4-2	3-3	7-5	1989	3-3	3-3	6-6	2007	3-0	2-2	5-2
1972	3-3	3-3	6-6	1990	5-1	2-4	7-5	2008	2-2	0-3	2-5
1973	2-4	4-2	6-6	1991	2-4	3-3	5-7	2009	3-0	2-1	5-1
1974	4-2	2-4	6-6	1992	4-2	3-3	7-5	2010	2-1	2-2	4-3
1975	5-1	3-3	8-4	1993	1-5	0-6	1-11	2011	1-2	2-1	3-3
1976	3-3	3-3	6-6	1994	2-1	1-2	3-3	2012	2-1	0-3	2-4
1977	4-2	2-4	6-6	1995	3-3	3-3	6-6	2014	2-1	0-0	2-1
1978	3-3	2-4	5-7	1996	2-4	2-4	4-8	2017	0-0	0-3	0-3
1979	2-4	1-5	3-9	1997	2-4	2-3	4-7				

Houston shifted from the National League to the American League in 2013.

SERIES RECORDS

Longest Winning Streak, Mets..... 7, 7/17/66-7/27/66
 Longest Winning Streak, Astros..... 10, 5/23/69-5/29/70
 Largest Margin of Victory, Mets..... 16, 8/30/99 (Mets-17, Astros-1 at Houston)
 Largest Margin of Victory, Astros..... 13, two times, last, 7/30/02 (Astros-16, Mets-3 at New York)
 Most Runs Scored, Mets..... 17, 8/30/99 (Mets-17, Astros-1 at Houston)
 Most Runs Scored, Astros..... 16, three times, last, 7/30/02 (Astros-16, Mets-3 at New York)
 Most Runs Scored, Both Teams..... 22, 5/6/73 (Astros-14, Mets-8 at New York)
 Longest Game, Innings..... 24 innings, 4/15/68 (Astros-1, Mets-0 at Houston)
 Shutouts By..... Mets: 39, Astros: 47

SERIES SWEEPS

Last Two-Game Sweep, Mets..... At New York: 7/3/90-7/4/90. At Houston: None
 Last Two-Game Sweep, Astros..... At New York: 4/16/96-4/17/96. At Houston: 4/28/98-4/29/98
 Last Three-Game Sweep, Mets..... At New York: 10/2/09-10/4/09. At Houston: 4/6/84-4/8/84
 Last Three-Game Sweep, Astros..... At New York: 4/9/93-4/11/93. At Houston: 9/2/17-9/3/17
 Last Four-Game Sweep, Mets..... At New York: 6/2/75-6/5/75. At Houston: None
 Last Four-Game Sweep, Astros..... At New York: 9/13/63-9/15/63. At Houston: 6/24/65-6/27/65

FOUR STRIKEOUTS IN AN INNING

Derek Wallace became the first Met pitcher ever to strike out four batters in an inning when he did it on September 13, 1996 vs. Atlanta...Mike Stanton joined Wallace on the list when he fanned four batters on August 23, 2004 at Milwaukee.

KANSAS CITY ROYALS (AL CENTRAL)

2018 RECORD: 58-104 (5th Place, AL Central)

2019 MANAGER: Ned Yost



2018


OVERALL 0-0
 AT KANSAS CITY 0-0
 AT NEW YORK 0-0

OVERALL

OVERALL 7-6
 AT KANSAS CITY 2-3
 AT NEW YORK 5-3

POSTSEASON

OVERALL 1-4



STADIUM:
 Kauffman Stadium (37,903)
YEAR OPENED:
 1973
ADDRESS:
 One Royal Way
 Kansas City, MO 64129
PHONE:
 (816) 921-8000

ALL-TIME SERIES RESULTS VS. KANSAS CITY

Year	Home	Road	Total	Year	Home	Road	Total
2002	2-1	0-0	2-1	2013	1-2	0-0	1-2
2004	0-0	1-2	1-2	2016	2-0	1-1	3-1

SERIES RECORDS

Longest Winning Streak, Mets

3 games, 4/5/16-present

Longest Winning Streak, Royals

3 games, 8/3/13-4/3/16

Longest Game, Innings

12 inn, 8/3/13 (3-4 at New York)

Most Runs Scored, Mets

5, 3x, last, 6/3/04 (5-2 at KC)

Most Runs Scored, Royals

7, 6/11/04 (5-7 at Kansas City)

Most Runs Scored, Both Teams

12, 6/11/04 (5-7 at Kansas City)

LAST SERIES SWEEP

2-Game Sweep, Mets

at New York:..... 6/21/16-6/22/16

at Royals: None

LOS ANGELES ANGELS OF ANAHEIM (AL WEST)

2018 RECORD: 80-82 (4th Place, AL West)

2019 MANAGER: Brad Ausmus



2018

OVERALL 0-0
 AT LOS ANGELES 0-0
 AT NEW YORK 0-0

OVERALL

OVERALL 9-9
 AT LOS ANGELES 5-4
 AT NEW YORK 4-5



STADIUM:
 Angel Stadium of Anaheim
 (45,389)
YEAR OPENED:
 1966
ADDRESS:
 2000 Gene Autry Way
 Anaheim, CA 92806
PHONE:
 (714) 940-2000

ALL-TIME SERIES RESULTS VS. LOS ANGELES

Year	Home	Road	Total	Year	Home	Road	Total	Year	Home	Road	Total
2003	0-0	2-1	2-1	2008	0-0	2-1	2-1	2014	0-0	1-2	1-2
2005	1-2	0-0	1-2	2011	1-2	0-0	1-2	2017	2-1	0-0	2-1

SERIES RECORDS

Longest Winning Streak, Mets

2 games, 5/19/17-5/20/17

Longest Winning Streak, Angels

2 games, 6/19/11-4/11/14

Longest Game, Innings

13 inn, 4/12/14 (7-6 at Los Angeles)

Most Runs Scored, Mets

9, 6/16/08 (9-6 at Los Angeles)

Most Runs Scored, Angels

14, 4/13/14 (2-14 at Los Angeles)

Most Runs Scored, Both Teams

16, 2x, last, 4/13/14
 (2-14 at Los Angeles)

LAST SERIES SWEEP

None



2018

OVERALL	0-0
AT MINNESOTA	0-0
AT NEW YORK	0-0

OVERALL

OVERALL	11-7
AT MINNESOTA	3-3
AT NEW YORK	8-4



STADIUM:
Target Field (39,021)

YEAR OPENED:
2010

ADDRESS:
1 Twins Way
Minneapolis, MN 55403

PHONE:
(612) 659-3400

ALL-TIME SERIES RESULTS VS. MINNESOTA

Year	Home	Road	Total	Year	Home	Road	Total	Year	Home	Road	Total
2002	2-1	0-0	2-1	2007	1-2	0-0	1-2	2013	0-0	3-0	3-0
2004	0-0	0-3	0-3	2010	2-1	0-0	2-1	2016	3-0	0-0	3-0

SERIES RECORDS

Longest Winning Streak, Mets.....	7, 6/27/10 - present
Longest Winning Streak, Twins	3, 6/8/04-6/10/04
Largest Margin of Victory, Mets	11, 4/12/13 (Mets-16, Twins-5 at Minnesota)
Largest Margin of Victory, Twins.....	9, 6/19/07 (Twins-9, Mets-0 at New York)
Most Runs Scored, Mets	16, 4/12/13 (Mets-16, Twins-5 at Minnesota)
Most Runs Scored, Twins.....	9, 6/19/07 (Twins-9, Mets-0 at New York)
Most Runs Scored, Both Teams.....	21, 4/12/13 (Mets-16, Twins-5 at Minnesota)
Longest Game, Innings	15 innings, 6/10/04 (Twins-3, Mets-2 at Minnesota)
Shutouts By.....	Mets: 2, Twins: 2

SERIES SWEEPS

Last Two-Game Sweep, Mets.....	At Minnesota: 4/12/13-4/13/13
Last Three-Game Sweep, Mets.....	At New York: 9/16/16-9/18/16
Last Three-Game Sweep, Twins.....	At Minnesota: 6/8/04-6/10/04

DOUBLEHEADERS

Listed below are the Mets last doubleheader, last doubleheader sweep and last time being swept in a twinbill against each opponent:

Opponent	Last DH	Last Mets Sweep	Last Opp. Sweep
Arizona	5/25/14 at NY (L, W)	None	4/27/03 at NY
Atlanta	5/28/18 at ATL (L, W)	6/10/17 at ATL	9/8/11 at NY
Chicago	4/22/00 at NY (W, W)	4/22/00 at NY	8/7/84 at CHI
Cincinnati	5/19/98 at NY (W, W)	5/19/98 at NY	7/18/80 at CIN
Colorado	4/16/13 at COL (L, L)	8/19/04 at COL	4/16/13 at COL
Houston	9/2/17 at HOU (L, L)	5/6/90 at NY	9/2/17 at HOU
Los Angeles	4/27/10 at NY (W, W)	4/27/10 at NY	8/29/83 at NY
New York Yankees	6/27/08 at NYY (W, L)	None	6/27/04 at NYY
Miami	9/13/18 at NY (W, W)	9/13/18 at NY	None
Milwaukee	9/29/10 at NY (L, L)	5/20/99 at NY	9/29/10 at NY
Philadelphia	8/16/18 at PHI (W, L)	9/24/11 at NY	9/13/09 at PHI
Pittsburgh	6/7/16 at PIT (L, L)	7/30/96 at NY	6/7/16 at PIT
St. Louis	7/26/16 at NY (L, W)	8/10/89 at NY	9/18/82 at NY
San Diego	6/10/10 at NY (L, W)	9/7/86 at NY	5/14/98 at SD
San Francisco	4/23/12 at NY (L, L)	7/13/79 at NY	4/23/12 at NY
Seattle	6/8/03 at NY (L, L)	None	6/8/03 at NY
Texas	6/15/08 at NY (L, W)	None	None
Washington	8/27/17 at WAS (W, L)	7/27/00 at NY	10/3/15 at NY



2018

OVERALL.....3-3
 AT YANKEE STADIUM.....2-1
 AT CITI FIELD.....1-2

OVERALL

OVERALL.....49-69
 AT NEW YANKEE STADIUM 11-15
 AT OLD YANKEE STADIUM ..13-20
 AT SHEA STADIUM.....16-17
 AT CITI FIELD.....9-17

POSTSEASON

OVERALL.....1-4



STADIUM:

Yankee Stadium (49,642)

YEAR OPENED:

2009

ADDRESS:

1 East 161st St.
 Bronx, NY 10451

PHONE:

(718) 293-4300

ALL-TIME SERIES RESULTS VS. NEW YORK

Year	Home	Road	Total	Year	Home	Road	Total	Year	Home	Road	Total
1997	0-0	1-2	1-2	2005	1-2	2-1	3-3	2013	2-0	2-0	4-0
1998	1-2	0-0	1-2	2006	2-1	1-2	3-3	2014	0-2	2-0	2-2
1999	2-1	1-2	3-3	2007	2-1	1-2	3-3	2015	1-2	1-2	2-4
2000	1-2	1-2	2-4	2008	1-2	3-0	4-2	2016	1-1	1-1	2-2
2001	1-2	1-2	2-4	2009	0-3	1-2	1-5	2017	0-2	0-2	0-4
2002	2-1	1-2	3-3	2010	2-1	1-2	3-3	2018	1-2	2-1	3-3
2003	0-3	0-3	0-6	2011	1-2	1-2	2-4				
2004	3-0	1-2	4-2	2012	1-2	0-3	1-5				

SERIES RECORDS

Longest Winning Streak, Mets.....6, 5/27/13-5/13/14
 Longest Winning Streak, Yankees.....7, 6/30/02-6/29/03
 Largest Margin of Victory, Mets.....10, 6/9/00 (Mets-12, Yankees-2 at Yankee Stadium)
 Largest Margin of Victory, Yankees.....15, 6/14/09 (Yankees-15, Mets-0 at Yankee Stadium)
 Most Runs Scored, Mets.....15, 6/27/08 (Game One) (Mets-15, Yankees-6 at Yankee Stadium)
 Most Runs Scored, Yankees.....16, 7/2/06 (Yankees-16, Mets-7 at Yankee Stadium)
 Most Runs Scored, Both Teams.....23, 7/2/06 (Yankees-16, Mets-7 at Yankee Stadium)
 Longest Game, Innings.....11, two times, last, 5/20/06 (Yankees-5, Mets-4 at Shea Stadium)
 Shutouts By.....Mets: 7, Yankees: 10

SERIES SWEEPS

Last Two-Game Sweep, Mets.....At Mets: 5/27/13-5/28/13 At Yankees: 5/12/14-5/13/14
 Last Two-Game Sweep, Yankees.....At Mets: 8/16/17-8/17/17. At Yankees: 8/14/17-8/15/17
 Last Three-Game Sweep, Mets.....At Mets: 7/2/04-7/4/04
 Last Three-Game Sweep, Yankees.....At Mets: 6/26/09-6/28/09 At Yankees: 6/8/12-6/10/12
 Last Four Game Sweep, Yankees.....At Yankees: 6/27/03-6/29/03

(Home and Away Doubleheader Included)

THE 108 CLUB

The 1986 Mets are one of only 12 teams in modern (post-1900) baseball history to win as many as 108 games in a season. Here's a listing of the 108 club:

116-36	Cubs, 1906	109-53	Yankees, 1961
116-46	Mariners, 2001	109-53	Orioles, 1969
114-48	Yankees, 1998	108-54	Red Sox, 2018
111-43	Indians, 1954	108-54	108-54 METS, 1986
110-42	Pirates, 1909	108-54	Orioles, 1970
110-44	Yankees, 1927	108-54	Reds, 1975

METS WHO PLAYED FOR THE YANKEES (132)

Player	Mets	Yankees	Player	Mets	Yankees
David Aardsma	2013	2012	Phil Linz	1967-1968	1962-1965
Bobby Abreu	2014	2007-2008	Graeme Lloyd	2003	1996-1998
Juan Acevedo	1997	2003	Phil Lombardi	1989	1986-1987
Jack Aker	1974	1969-1972	Terrance Long	1999	2006
Neil Allen	1979-1983	1985, 87-88	Bob MacDonald	1996	1995
Sandy Alomar Sr.	1967	1974-1976	Elliott Maddox	1978-1980	1974-1976
Jason Anderson	2003	2003, 2005	Josias Manzanillo	1993-1995, 1999	1995
Tucker Ashford	1983	1981	Lee Mazzilli	1976-1981, 1986-1989	1982
Luis Ayala	2008	2011	Doc Medich	1977	1972-1975
Carlos Beltrán	2005-2011	2014-2016	Doug Mientkiewicz	2005	2007
Armando Benitez	1999-2003	2003	Gustavo Molina	2008	2011
Yogi Berra	1965	1946-1963	Dale Murray	1978-1979	1983-1985
Angel Berroa	2009	2009	Xavier Nady	2006	2008
Daryl Boston	1990-1992	1994	C.J. Nitkowski	2001	2004
Darren Bragg	2001	2001	Bob Ojeda	1986-1990	1994
Tim Burke	1991-1992	1992	John Olerud	1997-1999	2004
Ray Burris	1979-1980	1979	Jesse Orosco	1979, 1981-1987	2003
Miguel Cairo	2005	2004, 2007	John Pacella	1977-1980	1982
John Candelaria	1987	1988-1989	Juan Padilla	2005-2008	2004
Chris Capuano	2011	2014-2015	Chan Ho Park	2007	2010
Buddy Carlyle	2014-2015	2011	Andy Phillips	2008	2004-2007
Duke Carmel	1963	1965	Lenny Randle	1977-1978	1979
Alberto Castillo	1995-1998	2002	Willie Randolph	1992	1976-1988
Rick Cerone	1991	1980-1984, 1987, 1990	Jeff Reardon	1979-1981	1994
Tony Clark	2003	2004	Tim Redding	2009	2005
Tyler Clippard	2015	2007	Hal Reniff	1967	1961-1967
Bartolo Colón	2014-2016	2011	Royce Ring	2005-2006	2010
David Cone	1987-1992, 2003	1995-2000	Kenny Rogers	1999	1996-1997
Billy Cowan	1965	1969	Rey Sanchez	2003	1997, 2005
Ike Davis	2010-2014	2016	Rafael Santana	1984-1987	1988-1989
Wilson Delgado	2004	2000	Don Schulze	1987	1989
Octavio Dotel	1999	2006	Gary Sheffield	2009	2004-2005
Dock Ellis	1979	1976-77	Bill Short	1968	1960
Kevin Elster	1986-1992	1994-95	Charley Smith	1964-1965	1967-1968
Scott Erickson	2004	2006	Shane Spencer	2004	1998-2002
Alvaro Espinoza	1996	1988-91	Roy Staiger	1975-1977	1979
Kyle Farnsworth	2014	2006-2007	Mike Stanton	2003-2004	1997-2002, 2005
Tony Fernandez	1993	1995	Kelly Stinnett	1994-1995, 2006	2006
Tim Foli	1970-1971, 1978-1979	1984	Darryl Strawberry	1983-1990	1995-1999
Todd Frazier	2018	2017	Tom Sturdivant	1964	1955-1959
Bob Friend	1966	1966	Bill Sudakis	1972	1974
Karim Garcia	2004	2002-2003	Anthony Swarzak	2018	2016
Rob Gardner	1965-1966	1970-1972	Ron Swoboda	1965-1970	1971-1973
Paul Gibson	1992-1993	1993-1994, 1996	Frank Tanana	1993	1993
Jesse Gonder	1963-1965	1960-1961	Tony Tarasco	2002	1999
Dwight Gooden	1984-1994	1996-1997, 2000	Wait Terrell	1982-84	1989
Curtis Granderson	2014-2017	2010-2013	Ralph Terry	1966-1967	1956-1957
Lee Guetterman	1992	1989-1992			1959-1964
Greg A. Harris	1981	1994	Ryan Thompson	1992-1995	2000
LaTroy Hawkins	2013	2008	Marv Throneberry	1962-1963	1955-1959
Rickey Henderson	1999-2000	1985-1989	Dick Tidrow	1984	1974-1979
Sean Henn	2013	2005-2007	Mike Torrez	1983-1984	1977
Felix Heredia	2005	2003-2004	Bubba Trammell	2000	2003
Orlando Hernandez	2006-2008	1998-2004	Raul Valdes	2010	2011
Keith Hughes	1990	1987	Robin Ventura	1999-2001	2002-2003
Ryota Igarashi	2010-2011	2012	José Vizcaino	1994-1996	2000
Stan Jefferson	1986	1989	Neil Walker	2016-2017	2018
Kelly Johnson	2015	2014	Claudell Washington	1980	1986-1988, 1990
Lance Johnson	1996-1997	2000	Allen Watson	1999	1999-2000
Dave Kingman	1975-1977	1977, 1981-1983	David Weathers	2002-2004	1996-1997
Brandon Knight	2008	2001-2002	Wally Whitehurst	1989-1992	1996
Aaron Laffey	2013	2011	Gerald Williams	2004-2005	1992-1996, 2001-2002
Matt Lawton	2001	2005	Gene Woodling	1962	1949-1954
Tim Leary	1981, 1983-1984	1990-1992	Chris Young	2014	2014
Ricky Ledee	2006-2007	1998-2000	Eric Young Jr.	2013-2015	2016
Al Leiter	1998-2004	1987-1989, 2005	Todd Zeile	2000-2001, 2004	2003
Cory Lidle	1997	2006			

METS & YANKEES

METS & YANKEES TRADES

November, 1964	Duke Carmel (OF) drafted by Yankees off Buffalo (AAA) roster.
June 15, 1966	Mets purchase Bob Friend (P) from the Yankees.
June 29, 1967	Mets purchase Hal Reniff (P) from the Yankees.
December 9, 1977	Mets trade Roy Staiger (IF) to Tacoma (AAA) for Sergio Ferrer (IF).
August 20, 1979	Mets purchase Ray Burris (P) from Yankees.
April 1, 1980	Mets trade Marshall Brandt (IF) for cash considerations.
April 18, 1983	Mets trade Steve Ray (P) and a player-to-be-named later (Felix Perdomo, [IF]) to Columbus (AAA) for Tucker Ashford (IF).
December 11, 1987	Mets trade Rafael Santana (IF) and Victor Garcia (P) in exchange for Phil Lombardi (C), Darren Reed (OF) and Steve Frey (P).
July 10, 1989	Mets trade Marcus Lawton (OF) for Scott Nielson (RHP).
June 9, 1992	Mets trade Tim Burke (P) and cash for Lee Guetterman (P).
December 7, 1992	Mets select Mike Draper (P) from Columbus (AAA) in the Rule V Draft.
September 17, 1993	Mets trade Frank Tanana (P) for Kenny Greer (P).
December 7, 2001	Mets trade Robin Ventura (IF) for David Justice (OF).
July 16, 2003	Mets trade Armando Benitez (P) for Jason Anderson (P), Anderson Garcia (P) and Ryan Bicondoa (P).
December 3, 2004	Mets trade Mike Stanton (LHP) for Felix Heredia (LHP).
December 19, 2014	Mets trade Gonzalez Germen (RHP) for cash considerations.
April 10, 2018	Mets trade minor leaguer LJ Mazzilli (INF) for minor leaguer Kendall Coleman (OF).

METS VS. YANKEES

In 2000, the Mets and Yankees faced off in the first Subway World Series since the Yankees defeated the Brooklyn Dodgers in 1956. The Yankees went on to win the series in five games. The two teams also met in a historic doubleheader on July 8, 2000, marking the first time that the same two teams played two games in one day at different ballparks in 97 years. In 2018, the Mets went 3-3 vs. the Yankees during the regular season. Here's a look at the Mets record in the series:

Overall.....	97-135-2
World Series.....	1-4
Regular Season.....	49-69
Spring Training.....	36-50-1
Mayor's Trophy.....	8-10-1
Mayor's Challenge.....	2-2
Big Apple Series.....	1-2

TWO-STADIUM DOUBLEHEADERS

The Mets and Yankees have previously met in a day-night, home-road doubleheader three times. The first historic doubleheader took place on July 8, 2000. Both New York teams played a regularly scheduled day game at Shea Stadium and then a played a night game at Yankee Stadium which was a re-scheduled contest from a rainout on June 11. The Yankees won both games by the same 4-2 score. According to Elias, it was the first day-night doubleheader taking place in different venues since September 7, 1903. On that day, the New York Giants played two games against the Brooklyn Superbas (later known as the Dodgers). The first game was played in the morning at Brooklyn's Washington Park with John McGraw's Giants winning, 6-4. Brooklyn won the second game at the Polo Grounds, 3-0. The other day-night, Shea-Yankee Stadium doubleheaders were on June 28, 2003 and June 27, 2008. In 2003, the day game took place at Yankee Stadium with the Yankees winning, 7-1. The night cap was at Shea and the Yankees prevailed, 9-8. In 2008, the final year of both Shea Stadium and Yankee Stadium, the Mets and Yankees played a day-night, cross-borough doubleheader. The Mets won the day game at Yankee Stadium, 15-6, and the Yankees took the night cap, 9-0, at Shea.

OAKLAND ATHLETICS (AL WEST)

2018 RECORD: 97-65 (2nd Place, AL West) | 2nd Wild Card

2019 MANAGER: Bob Melvin



2018

OVERALL.....0-0
 AT OAKLAND.....0-0
 AT NEW YORK.....0-0

OVERALL

OVERALL.....10-6
 AT OAKLAND.....2-3
 AT NEW YORK.....8-3

POSTSEASON

OVERALL.....3-4



STADIUM:
 Oakland Coliseum (35,067)
YEAR OPENED:
 1968
ADDRESS:
 7000 Coliseum Way
 Oakland, CA 94621
PHONE:
 (510) 638-4900

ALL-TIME SERIES RESULTS VS. OAKLAND

Year	Home	Road	Total	Year	Home	Road	Total	Year	Home	Road	Total
2005	0-0	1-2	1-2	2011	2-1	0-0	2-1	2017	2-1	0-0	2-1
2007	3-0	0-0	3-0	2014	1-1	1-1	2-2				

SERIES RECORDS

Longest Winning Streak, Mets
 4 games, 6/16/05-6/24/07

Longest Winning Streak, A's
 2 games, 2x, last - 6/25/14-8/19/14

Longest Game, Innings
 13 inn, 6/22/11 (3-2 at New York)

Most Runs Scored, Mets
 10, 2x, last - 6/24/14 (10-1 at New York)

Most Runs Scored, A's
 8, 6/25/14 (5-8 at New York)

Most Runs Scored, Both Teams
 15, 6/16/05 (9-6 at Oakland)

LAST SERIES SWEEP

3-Game Sweep, Mets
 at New York:..... 6/22/07-6/24/07
 at Oakland:None

SEATTLE MARINERS (AL WEST)

2018 RECORD: 89-73 (3rd Place, AL West)

2019 MANAGER: Scott Servais



2018

OVERALL.....0-0
 AT SEATTLE.....0-0
 AT NEW YORK.....0-0

OVERALL

OVERALL.....5-10
 AT SEATTLE.....3-6
 AT NEW YORK.....2-4



STADIUM:
 T-Mobile Park (47,476)
YEAR OPENED:
 1999
ADDRESS:
 1250 First Ave. South
 Seattle, WA 98134
PHONE:
 (206) 346-4000

ALL-TIME SERIES RESULTS VS. SEATTLE

Year	Home	Road	Total	Year	Home	Road	Total	Year	Home	Road	Total
2003	1-2	0-0	1-2	2008	1-2	0-0	1-2	2017	0-0	1-2	1-2
2005	0-0	0-3	0-3	2014	0-0	2-1	2-1				

SERIES RECORDS

Longest Winning Streak, Mets
 3 games, 7/22/14-7/28/17

Longest Winning Streak, Mariners
 7 games, 6/8/03-6/24/08

Longest Game, Innings
 9 inn, 15x, last, 7/30/17
 (1-9 at Seattle)

Most Runs Scored, Mets
 8, 6/25/08 (8-2 at New York)

Most Runs Scored, Mariners
 13, 6/8/03, G2, (1-13 at New York)

Most Runs Scored, Both Teams
 16, 6/19/05 (5-11 at Seattle)

LAST SERIES SWEEP

3-Game Sweep, Mariners
 at New York:.....None
 at Seattle:6/17/05-6/19/05

TAMPA BAY RAYS [AL EAST]

2018 RECORD: 90-72 (3rd Place, AL East)

2019 MANAGER: Kevin Cash




2018

OVERALL.....1-2
 AT TAMPA BAY0-0
 AT NEW YORK1-2

OVERALL

OVERALL.....13-11
 AT TAMPA BAY7-5
 AT NEW YORK6-6



STADIUM:
 Tropicana Field (31,042)
YEAR OPENED:
 1998
ADDRESS:
 1 Tropicana Dr.
 St. Petersburg, FL 33705
PHONE:
 (727) 825-3137

ALL-TIME SERIES RESULTS VS. TAMPA BAY

Year	Home	Road	Total	Year	Home	Road	Total	Year	Home	Road	Total
1998	2-1	0-0	2-1	2001	0-0	1-2	1-2	2015	0-0	1-2	1-2
1999	0-0	2-1	2-1	2009	1-2	0-0	1-2	2018	1-2	0-0	1-2
2000	2-1	0-0	2-1	2012	0-0	3-0	3-0				

SERIES RECORDS

Longest Winning Streak, Mets
 4 games, 6/12/12-8/7/15
Longest Winning Streak, Rays
 3 games, 6/4/00-6/9/01
Longest Game, Innings
 11 inn, 6/9/98 (4-5 at New York)

Most Runs Scored, Mets
 11, 6/12/12 (11-2 at Tampa Bay)
Most Runs Scored, Rays
 15, 6/4/00 (5-15 at New York)
Most Runs Scored, Both Teams
 20, 6/4/00 (5-15 at New York)

LAST SERIES SWEEP

3-Game Sweep, Mets
 at New York:..... None
 at Tampa Bay: 6/12/12-6/14/12

TEXAS RANGERS [AL WEST]

2018 RECORD: 67-95 (5th Place, AL West)

2019 MANAGER: Chris Woodward



2018

OVERALL.....0-0
 AT TEXAS.....0-0
 AT NEW YORK0-0

OVERALL

OVERALL.....10-6
 AT TEXAS.....5-3
 AT NEW YORK5-3



STADIUM:
 Globe Life Park in Arlington
 (48,114)
YEAR OPENED:
 1994
ADDRESS:
 1000 Ballpark Way
 Arlington, TX 76011
PHONE:
 (817) 273-5222

ALL-TIME SERIES RESULTS VS. TEXAS

Year	Home	Road	Total	Year	Home	Road	Total	Year	Home	Road	Total
2003	0-0	2-1	2-1	2011	0-0	2-1	2-1	2017	1-1	1-1	2-2
2008	2-1	0-0	2-1	2014	2-1	0-0	2-1				

SERIES RECORDS

Longest Winning Streak, Mets
 3 games, 2x, last - 6/25/11-7/4/14
Longest Winning Streak, Rangers
 1 game, 6x, last - 8/9/17
Longest Game, Innings
 9 inn, 16x, last - 8/9/17
 (1-5 vs. Texas)

Most Runs Scored, Mets
 14, 6/25/11 (14-5 at Texas)
Most Runs Scored, Rangers
 10, 6/6/17 (8-10 at Texas)
Most Runs Scored, Both Teams
 19, 6/25/11 (14-5 at Texas)

LAST SERIES SWEEP

None



2018

OVERALL..... 2-2
 AT TORONTO..... 1-1
 AT NEW YORK..... 1-1

OVERALL

OVERALL..... 19-10
 AT TORONTO..... 7-9
 AT NEW YORK..... 12-1



STADIUM:

Rogers Centre (49,282)

YEAR OPENED:

1989

ADDRESS:

1 Blue Jays Way
 Toronto, ON M5V 1J1

PHONE:

(416) 341-1000

ALL-TIME SERIES RESULTS VS. TORONTO

Year	Home	Road	Total	Year	Home	Road	Total	Year	Home	Road	Total
1997	3-0	0-0	3-0	2000	0-0	2-1	2-1	2012	0-0	1-2	1-2
1998	0-0	1-2	1-2	2001	3-0	0-0	3-0	2015	2-0	0-2	2-2
1999	3-0	0-0	3-0	2006	0-0	2-1	2-1	2018	1-1	1-1	2-2

SERIES RECORDS

Longest Winning Streak, Mets.....6, 7/17/00-6/23/06
 Longest Winning Streak, Blue Jays.....2, four times, last, 5/16/18-7/3/18
 Largest Margin of Victory, Mets10, 5/15/18 (Mets-12, Blue Jays-2 at New York)
 Largest Margin of Victory, Blue Jays11, 5/16/18 (Blue Jays-12, Mets-1 at New York)
 Most Runs Scored, Mets12, 5/15/18 (Mets-12, Blue Jays-2 at New York)
 Most Runs Scored, Blue Jays15, 7/1/98 (Blue Jays-15, Mets-10 at Toronto)
 Most Runs Scored, Both Teams.....25, 7/1/98 (Blue Jays-15, Mets-10 at Toronto)
 Longest Game, Innings14 innings, 6/9/99 (Mets-4, Blue Jays-3 at New York)
 Shutouts By..... Mets: 3, Blue Jays: 2

SERIES SWEEPS

Last Two-Game Sweep, Mets.....At New York: 6/15/15-6/16/15. At Toronto: None
 Last Two-Game Sweep, Blue JaysAt New York: None. At Toronto: 6/17/15-6/18/15
 Last Three-Game Sweep, Mets At New York: 7/15/01-7/17/01. At Toronto: None

WHEN WAS THE LAST TIME?

No-Hitter

Johan Santana, June 1, 2012 vs. St. Louis (Won, 8-0)

One-Hitter (Complete Game)

Jacob deGrom, July 17, 2016 at Philadelphia (Won, 5-0)

One-Hitter (Combined)

Matt Harvey (9.0), Bobby Parnell (1.0)

May 7, 2013 vs. Chicago-AL (Won, 1-0 in 10)

Two-Hitter (Complete Game)

Noah Syndergaard, September 2, 2018 at San Francisco (Won, 4-1)

Two-Hitter (Combined)

Jacob deGrom (8.0), Seth Lugo (1.0) vs. Atlanta
September 26, 2018 (Won, 3-0)

Opponent No-Hitter

Max Scherzer, October 3, 2015 vs. Washington
(2nd game) Lost, 2-0

Opponent One-Hitter (Complete Game)

Julio Teheran, June 19, 2016 vs. Atlanta (Lost, 6-0)

Opponent One-Hitter (Combined)

Austin Voth (5.0), Matt Grace (1.0), Justin Miller (1.0), Jimmy Cordero (1.0), Austen Williams (1.0),
September 22, 2018 at Washington (Lost, 0-6)

Opponent Two-Hitter (Combined)

Rick Porcello (5.0), Bobby Poyner (1.0), Steven Wright (1.0), Ryan Brasier (1.0), Craig Kimbrel (1.0),
September 15, 2018 at Boston (Lost, 3-5)

Opponent Two-Hitter (Complete Game)

Madison Bumgarner, August 3, 2014
vs. San Francisco, (Lost, 9-0)

Back-to-Back Shutouts (Individual)

Johan Santana, May 26, 2012 vs. San Diego (9-0) &
June 1, 2012 vs. St. Louis (8-0)

Back-To-Back Shutouts (Team)

September 29, 2018 vs. Miami (Won, 1-0 in 13)

September 30, 2018 vs. Miami (Won, 1-0)

Mets Were Shut out in Back-to-Back Games

July 7, 2018 vs. Tampa Bay (Lost, 0-3)

July 8, 2018 vs. Tampa Bay (Lost, 0-9)

Inside-The-Park Home Run

Brandon Nimmo, June 18, 2018 at Colorado (off Tyler Anderson)

Opponent Inside-The-Park Home Run

Charlie Blackmon, July 16, 2017 vs. Colorado off Chasen Bradford

Met Pitcher to Give Up Back-to-Back Home Runs

Steven Matz, September 13, 2018 vs. Miami (Peter O'Brien, Isaac Galloway)

Met Pitcher To Give Up Three Consecutive Home Runs

Jason Vargas, June 19, 2018 at Colorado (Nolan Arenado, Trevor Story and Ian Desmond off Vargas)

Three Home Runs In A Game

Yoenis Céspedes, April 11, 2017 at Philadelphia

Opponent Three Home Runs In A Game

Corey Seager, Los Angeles-NL, June 20, 2017 at Los Angeles

Four Home Runs - Team

September 14, 2018 at Boston, Won, 8-0 (Jay Bruce, Jeff McNeil, Austin Jackson, Amed Rosario)

Five Home Runs - Team

August 13, 2018 at NY Yankees, Won, 8-5 (Amed Rosario, José Bautista, Todd Frazier, Brandon Nimmo, Michael Conforto)

Six Home Runs - Team

April 19, 2016 at Philadelphia, Won 11-1 (Neil Walker-2, Michael Conforto, Yoenis Céspedes, Lucas Duda, Curtis Granderson)

Seven Home Runs - Team

April 11, 2017 at Philadelphia , Won 14-4 (Yoenis Céspedes-3, Asdrúbal Cabrera, Lucas Duda-2, Travis d'Arnaud)

Eight Home Runs - Team

August 24, 2015 at Philadelphia, Won, 16-7 (Wilmer Flores-2, David Wright, Juan Lagares, Travis d'Arnaud, Michael Cuddyer, Daniel Murphy, Yoenis Céspedes)

Back-to-Back Home Runs

September 20, 2018 at Washington, Won, 5-4.
Michael Conforto & Jay Bruce, 3rd inning off Max Scherzer

Back-to-Back-to-Back Home Runs

Carlos Delgado, David Wright, Paul Lo Duca, June 7, 2007 vs. Philadelphia (6th inning) off Cole Hamels

Three Home Runs In An Inning

Michael Conforto, Wilmer Flores, Curtis Granderson, first inning, August 5, 2017 off Rich Hill (Lost, 7-4)

Grand Slam

Jay Bruce, September 12, 2018 vs. Miami off Ben Meyer (Won, 13-0)

Opponent Grand Slam

Mark Reynolds, August 26, 2018 off Corey Oswalt (Lost, 15-0)

Pinch-Hit Home Run

Devin Mesoraco, September 27, 2018 vs. Atlanta off Brad Brach (Won, 4-1)

Pinch-Hit Grand Slam

Kelly Johnson, August 27, 2016 vs. Philadelphia, off Michael Mariot

Home Run Each Side Of The Plate

José Reyes, August 1, 2018 at Washington

Walk-Off Home Run

Todd Frazier, September 13, 2018 vs. Miami-Game 1 off Kyle Barraclough (Won, 4-3)

Walk-Off Home Run (Opponent)

Johan Camargo, May 29, 2018 at Atlanta off Gerson Bautista (Lost, 7-6)

Walk-Off Grand Slam

José Bautista, July 6, 2018 vs. Tampa Bay off Chaz Roe (Won, 5-1)

Walk-Off Grand Slam (Opponent)

Giancarlo Stanton at Miami, May 13, 2012 off Manny Acosta

Home Run to Lead Off a Game

José Reyes, September 13, 2017 at Chicago-NL off Jon Lester

Hit For Cycle

Scott Hairston, April 27, 2012 at Colorado

Three Hits - Mets Pitcher

Steven Matz, June 28, 2015 vs. Cincinnati

Four RBI - Mets Pitcher

Noah Syndergaard, May 11, 2016 at Los Angeles-NL

Home Run - Mets Pitcher

Steven Matz, September 18, 2018 at Philadelphia (off Aaron Nola)

Grand Slam - Mets Pitcher

Jack Hamilton vs. St. Louis, May 20, 1967 off Al Jackson

Grand Slam - Opponents Pitcher

Jason Marquis, vs. Chicago-NL, September 22, 2008 off Jonathon Niese

Two Home Runs in a Game- Mets Pitcher

Noah Syndergaard, May 11, 2016, at Los Angeles-NL

Home Run by a Mets Pitcher Back-To-Back Games

Steven Matz, September 13, 2018 vs. Miami & September 18, 2018 at Philadelphia

Stolen Base by a Mets Pitcher

Jacob deGrom, August 4, 2017 vs. Los Angeles-NL

Mets Pitcher, Pinch-Hit

Jason Vargas, August 20, 2018 vs. San Francisco (flew out to center)

Steal of Home by a Mets Player

Eric Campbell, August 29, 2014 vs. Philadelphia

Opponent Steal of Home

Javier Baez, June 3, 2018 vs. Chicago-NL

Mets Turn Triple Play

August 24, 2014 at Los Angeles-NL, sixth inning (Eric Campbell, Daniel Murphy, Lucas Duda, Travis d'Arnaud), Batter: Matt Kemp

Opponent Turns a Triple Play

June 10, 2010 vs. San Diego (Game Two) (Chase Headley, Lance Zawadski, Adrian Gonzalez) Batter: Ruben Tejada

Six-Run Inning

June 18, 2018 at Colorado-9th inning (Won, 12-2)

Seven-Run Inning

September 12, 2018 vs. Miami-6th inning (Won, 13-0)

Eight-Run Inning

August 22, 2015 at Colorado-3rd inning (Won, 14-9)

Nine-Run Inning

August 15, 2018 at Baltimore-6th inning (Won, 16-5)

10-Run Inning

August 16, 2018 at Philadelphia-Game 1-5th inning (Won, 24-4)

11-Run Inning

July 16, 2006 at Chicago (NL)-6th inning (Won, 13-7)

12-Run Inning

April 29, 2016 vs. San Francisco-3rd inning (Won, 13-1)

Opponent Six-Run Inning

September 4, 2018 at Los Angeles-NL-7th inning (Lost, 11-4)

Opponent Seven-Run Inning

July 31, 2018 at Washington-1st inning (Lost 25-4)

Opponent Eight-Run Inning

August 26, 2018 vs. Washington-8th inning (Lost, 15-0)

Opponent Nine-Run Inning

May 2, 2010 at Philadelphia-4th inning (Lost, 11-5)

Opponent 10-Run Inning

July 19, 1988 at Cincinnati-1st inning (Lost, 11-2)

Opponent 11-Run Inning

April 27, 2012 at Colorado-5th inning (Lost, 18-9)

PERFECT INNINGS

Nolan Ryan and David Cone are the only pitchers in Mets history to strike out the side on nine pitches... Ryan did it in the third inning on April 19, 1968 vs. Los Angeles (Claude Osteen, Wes Parker and Zoilo Versalles)...Cone did it in the fifth inning, August 30, 1991 at Cincinnati (Herm Winningham, Randy Myers and Mariano Duncan).

LAST TIME A METS PITCHER...

HOME RUNS

Allowed Four Home Runs

8/16/18 - G1, Corey Oswalt at Philadelphia
Mets 24, Phillies 4

Allowed Five Home Runs

5/4/63, Roger Craig
Giants 17, Mets 4 vs. San Francisco

RUNS

Allowed Eight Runs

5/4/18, Zack Wheeler
Rockies 8, Mets 7 vs. Colorado

Allowed Nine Runs

4/28/18, Jason Vargas
Padres 12, Mets 2 at San Diego

Allowed 10 Runs

5/2/10, Johan Santana
Phillies 11, Mets 5 at Philadelphia

Allowed 11 Runs (Franchise Record)

8/26/62, Craig Anderson
Dodgers 16, Mets 5 at New York,
6/3/67 (G1), Jack Fisher
Giants 11, Mets 2 at San Francisco
8/15/06, Orlando Hernandez
Phillies 11, Mets 4 at Philadelphia

HITS

Allowed 12 Hits

9/8/18, Noah Syndergaard
Mets 10, Phillies 5 vs. Philadelphia

Allowed 13 Hits

8/18/16, Jacob deGrom
Giants 10, Mets 7 at San Francisco

Allowed 14 Hits

7/24/96, Jason Isringhausen,
Rockies 7, Mets 6 at Colorado

Allowed 15 Hits

5/25/76, Tom Seaver,
Phillies 8, Mets 4 at Philadelphia

SHORTEST START FOR CURRENT METS PITCHERS

Jacob deGrom, 1.0 IP, 5/13/18 at Philadelphia
Chris Flexen, 3.0 IP, last, 7/8/18 vs. Tampa Bay
Robert Gsellman, 3.0 IP, 6/27/17 at Miami
Seth Lugo, 3.0 IP, last, 6/20/18 at Colorado
Steven Matz, 0.2 IP, 7/31/18 at Washington
Corey Oswalt, 2.2 IP, last, 9/15/18 at Boston
Noah Syndergaard, 1.0 IP, 9/23/17 vs. Washington
Jason Vargas, 0.1 IP, 8/7/18 vs. Cincinnati
Zack Wheeler, 1.2 IP, 6/13/17 vs. Chicago-NL

LONG RELIEF

5+ Inning Relief Appearances by Mets Since 1990

5/19/12, Jeremy Hefner, 5.0
Blue Jays 2, Mets 0 at Toronto
5/20/10, Raul Valdes, 5.0
Mets 10, Nationals 7 at Washington
7/7/06, Darren Oliver, 5.0
Marins 7, Mets 3 at Shea
6/28/03 (G1), Pedro Feliciano, 5.0
Yankees 7, Mets 1 at Yankees
6/14/03, Jeremy Griffiths, 5.0
Angels 13, Mets 3 at Anaheim
6/8/03, Jeremy Griffiths, 5.0
Mariners 13, Mets 1 at Shea
4/22/03, Jae Weong Seo, 5.0
Astros 6, Mets 2 at Shea
4/9/97, Rick Reed, 5.0
Dodgers 3, Mets 2 at Los Angeles (14)
6/18/94, Doug Linton, 5.1
Mets 11, Marlins 3 at Florida
8/1/92 (G2), Tom Filer, 5.2
Cubs 6, Mets 1 at Chicago
8/1/92 (G1), Pete Schourek, 5.0
Mets 3, Cubs 0 at Chicago
6/25/92, Paul Gibson, 5.0
Cubs 9, Mets 2 at Chicago
6/28/91, Pete Schourek, 5.0
Phillies 6, Mets 2 at Philadelphia

Last 6+ Inning Relief Appearance

9/19/01, Dicky Gonzalez, 6.0
Mets 9, Pirates 2 at Shea

Last 7+ Inning Relief Appearance

6/8/13, Shaun Marcum, 8.0
Marlins 2, Mets 1 at New York (20)

ALL-TIME PINCH-HIT HOME RUNS

1962 (9)	Bouchee-2, Coleman-2, Throneberry-2 Hickman, Mantilla, Woodling	1993 (2)	Walker, McKnight
1963 (2)	Hicks, Thomas	1994 (3)	Hundley, Orsulak, McReynolds
1964 (2)	Elliot, Thomas	1995 (5)	C.Jones-3, Hundley, Orsulak
1965 (5)	Swoboda-2, Hickman, Lewis, C.Smith	1996 (3)	Roberson, Petagine, Baerga
1966 (9)	Hiller-2, Swoboda-2, Hickman, Kranepool, Murphy, Stephenson, Taylor	1997 (11)	M. Franco-3, Huskey-2, Ochoa-2, Gilbert, Everett, McRae, Gilkey
1967 (1)	Buchek	1998 (4)	M. Franco, Hundley, Piazza, Tatum
1968 (4)	Charles-3, Shamsky	1999 (2)	M. Franco, Allensworth
1969 (1)	Dyer	2000 (7)	Agbayani, Piazza, Pratt, Ventura, Johnson, Hamilton, Trammell
1970 (4)	Marshall-2, Clendenon, Swoboda	2001 (1)	Perez
1971 (1)	Marshall	2002 (6)	Piazza, Wigginton, Valentin, Johnson, Tarasco, Payton
1972 (0)	None	2003 (3)	Clark-2, Cedeno
1973 (2)	Boswell-2	2004 (6)	Valent-3, Williams, V. Wilson, Zeile
1974 (2)	Boswell, Kranepool	2005 (5)	Anderson, Daubach, Offerman, Woodward, Jacobs
1975 (3)	Garrett-2, Grote	2006 (3)	Franco, Marrero, Ledee
1976 (4)	Ayala, Baldwin, Boisclair, Mazzilli	2007 (3)	Anderson, Newhan, Easley
1977 (4)	Boisclair, Hodges, Kranepool, Torre	2008 (4)	Anderson, Chavez, Easley, Murphy
1978 (6)	Henderson-3, Kranepool-3	2009 (5)	Tatis-2, Sheffield, Santos, Murphy
1979 (1)	Norman	2010 (3)	Tatis, Hessman, Carter
1980 (4)	Norman-2, Henderson, Moreno	2011 (8)	Hairston-3, Evans, Duda, Martinez, Murphy, Pascucci
1981 (2)	Cubbage, Jorgensen	2012 (10)	Valdespin-5, Hairston-3, Cedeno-2
1982 (3)	Jorgensen, Rajsich, Staub	2013 (4)	Brown-2, Valdespin, Satin
1983 (12)	Heep-4, Staub-3, Bradley-2, Foster, Jorgensen, Kingman	2014 (3)	Davis, Duda, C. Young
1984 (2)	Hodges, Staub	2015 (4)	Lagares, Nieuwenhuis, Johnson, Uribe
1985 (4)	Christensen, Hernandez, Johnson, Staub	2016 (13)	Johnson (4), De Aza (2), Céspedes, Lagares, Rene Rivera, Granderson, Cabrera, Flores, Bruce
1986 (2)	Teufel-2	2017 (6)	Flores-2, T. Rivera, Granderson, Cabrera, Smith
1987 (7)	Magadan-2, Mazzilli-2, Lyons, Teufel, Strawberry	2018 (7)	Flores-2, Nimmo-2, Mesoraco-2, Cabrera
1988 (1)	Johnson		
1989 (5)	Carreon-4, Mazzilli		
1990 (4)	Teufel-2, Carreon, O'Malley		
1991 (8)	Carreon-3, Sasser-2, Hundley, Jefferies, McReynolds		
1992 (4)	Boston-3, Pecota		

ALL-TIME PINCH-HIT HOME RUN LEADERS

Mark Carreon	8	Matt Franco	5
Ed Kranepool	6	Ron Swoboda	5
Rusty Staub	6	Tim Teufel	5
Scott Hairston	6	Danny Heep	4
Jordany Valdespin	6	Steve Henderson	4
Wilmer Flores	5	Todd Hundley	4
Kelly Johnson	5	Lee Mazzilli	4

ALL-TIME GRAND SLAMS

1962 (2)	Kanehl, Thomas	1993 (4)	Gallagher, Hundley, Burnitz, Kent
1963 (4)	Hickman-2, Harkness, Willey	1994 (3)	Thompson, Orsulak*, Kent
1964 (2)	Christopher, Hickman	1995 (4)	Hundley-2 (1)*, Everett, Brogna
1965 (0)	None	1996 (0)	None
1966 (2)	Bressoud, B. Taylor*	1997 (6)	Everett-2, Hundley, Alfonzo, McRae, Olerud
1967 (2)	T. Davis, Hamilton	1998 (1)	Piazza
1968 (1)	Shamsky	1999 (8)	Ventura-3, Olerud-2, Ordonez, McRae, Hamilton
1969 (2)	C. Jones, Swoboda	2000 (8)	Piazza-3, Agbayani*, Payton*, Pratt, Ventura, Zeile
1970 (2)	D. Marshall, Swoboda	2001 (1)	Ventura
1971 (3)	Agee, Boswell, D. Marshall	2002 (2)	Piazza-2
1972 (2)	Agee, Staub	2003 (3)	Floyd, Reyes, Burnitz
1973 (5)	Milner-2, Staub-2, Grote	2004 (1)	Floyd
1974 (0)	None	2005 (4)	Wright-2, Mientkiewicz, Floyd
1975 (2)	Kingman, Staub	2006 (10)	Beltrán-3, Valentin-2, Wright-2, Floyd, Reyes, Delgado
1976 (3)	Milner-3	2007 (0)	None
1977 (2)	Henderson, Stearns	2008 (4)	Delgado-2, Beltrán, Church
1978 (2)	Henderson*, Mazzilli	2009 (4)	Tatis-2, Santos, Pagan
1979 (0)	None	2010 (0)	None
1980 (1)	Jorgensen	2011 (3)	Bay-2, Beltrán
1981 (2)	Kingman-2	2012 (4)	Bay, Hairston, Davis, Nickeas
1982 (1)	Hodges	2013 (4)	Cowgill, Buck, Valdespin, Byrd
1983 (2)	Foster-2	2014 (3)	Davis*, Flores, Teagarden
1984 (1)	Chapman	2015 (3)	Flores, Céspedes, Duda
1985 (6)	Carter-2, Strawberry-2, Foster, Johnson	2016 (7)	Céspedes (2), Granderson, Ruggiano, Flores, Johnson, Cabrera
1986 (4)	Foster, Teufel*, Carter, Strawberry	2017 (4)	Bruce, Céspedes, Granderson, Flores
1987 (7)	Johnson-2, Teufel, Dykstra, Lyons, Hernandez, Carter	2018 (8)	Bruce-2, J. Bautista-2, Céspedes, González, Frazier, Plawecki
1988 (3)	McReynolds-2, Hernandez		
1989 (1)	McReynolds		
1990 (5)	McReynolds, Marshall, Johnson Sasser, Strawberry		
1991 (4)	Boston, Brooks, Johnson, McReynolds		
1992 (3)	Murray-2, Bonilla		

*pinch-hit

ALL-TIME GRAND SLAM LEADERS

Mike Piazza	6
YOENIS CÉSPEDES	5
Howard Johnson	5
Kevin McReynolds.....	5
John Milner	5
Robin Ventura	5
Carlos Beltran	5

David Wright	4
Wilmer Flores	4
Darryl Strawberry	4
Todd Hundley.....	4
Gary Carter	4
Cliff Floyd	4
George Foster.....	4

BEST/WORST HOMESTAND/ROAD TRIPS

BEST HOMESTANDS (minimum 7 games)

Dates	Opponents	W-L	Pct.
4/13/15-4/23/15	Philadelphia, Atlanta, Miami	10-0	1.000
4/19/10-4/28/10	Chicago - NL, Atlanta, Los Angeles - NL	9-1	.900
9/12/88-9/22/88	Pittsburgh, Chicago - NL, Montreal, Philadelphia	9-1	.900
8/16/69-8/24/69	San Diego, San Francisco, Los Angeles - NL	9-1	.900
8/18/06-8/28/06	Colorado, St. Louis, Philadelphia	8-1	.889
7/25/00-8/2/00	Montreal, St. Louis, Cincinnati	8-1	.889
9/5/69-9/11/69	Philadelphia, Chicago - NL, Montreal	8-1	.889
5/27/69-6/4/69	San Diego, San Francisco, Los Angeles - NL	7-1	.875
5/19/98-5/24/98	Cincinnati, Milwaukee	6-1	.857
6/19/97-6/25/97	Pittsburgh, Atlanta	6-1	.857
6/9/86-6/15/86	Philadelphia, Pittsburgh	6-1	.857
8/9/85-8/15/85	Chicago - NL, Philadelphia	6-1	.857
6/28/76-7/4/76	St. Louis, Chicago - NL	6-1	.857
8/26/74-9/1/74	Houston, Atlanta	6-1	.857
9/19/73-9/26/73	Pittsburgh, Montreal	6-1	.857

WORST HOMESTANDS (minimum 7 games)

Dates	Opponents	W-L	Pct.
9/18/79-9/23/79	Chicago - NL, Montreal, St. Louis	0-9	.000
5/30/62-6/6/62	Los Angeles - NL, San Francisco	0-7	.000
8/3/65-8/8/65	Pittsburgh, Chicago - NL	0-7	.000
6/8/65-6/13/65	San Francisco, Los Angeles - NL	0-7	.000
8/23/04-9/2/04	San Diego, Los Angeles - NL, Florida	1-10	.091
5/31/18-6/10/18	Chicago-NL, Baltimore, New York-AL	1-8	.111
9/8/11-9/15/11	Atlanta, Chicago (NL), Washington	1-8	.111
8/20/79-8/29/79	Houston, Cincinnati, Atlanta	1-8	.111
6/19/64-6/25/64	Philadelphia, Pittsburgh	1-7	.125
5/28/76-6/3/76	St. Louis, Pittsburgh, Chicago - NL	1-7	.125
4/18/17-4/27/17	Philadelphia, Washington, Atlanta	1-7	.125

BEST ROAD TRIPS (minimum 7 games)

Dates	Opponents	W-L	Pct.
7/1/91-7/7/91	Montreal, Philadelphia	7-0	1.000
7/4/85-7/14/85	Atlanta, Cincinnati, Houston	10-1	.909
6/5/06-6/15/06	Los Angeles - NL, Arizona, Philadelphia	9-1	.900
9/3/01-9/19/01	Philadelphia, Florida, Pittsburgh	9-1	.900
4/24/86-5/4/86	St. Louis, Atlanta, Cincinnati	9-1	.900
8/18/15-8/27/15	Baltimore, Colorado, Philadelphia	8-1	.889
8/18/86-8/27/86	Los Angeles - NL, San Francisco, San Diego	8-1	.889
4/22/88-5/1/88	St. Louis, Atlanta, Cincinnati	7-1	.875
9/24/79-9/30/79	Chicago - NL, St. Louis	7-1	.875
9/6/76-9/14/76	Chicago - NL, St. Louis, Pittsburgh	7-1	.875
8/12/08-8/18/08	Washington, Pittsburgh	6-1	.857
6/4/84-6/10/84	Pittsburgh, Montreal	6-1	.857
9/12/69-9/18/69	Pittsburgh, Chicago, Atlanta	6-1	.857

WORST ROAD TRIPS (minimum 7 games)

Dates	Opponents	W-L	Pct.
8/9/91-8/18/91	Chicago - NL, St. Louis, Pittsburgh	0-10	.000
8/7/82-8/24/82	Cincinnati, Atlanta, Houston	0-9	.000
8/24/77-8/31/77	Cincinnati, Atlanta, Houston	0-7	.000
6/28/63-7/4/63	Pittsburgh, Chicago-NL	0-7	.000
8/29/80-9/9/80	San Francisco, Los Angeles-NL, San Diego, Montreal	1-11	.083
6/30/77-7/7/77	Montreal, Philadelphia	1-8	.111
7/19/63-8/4/63	Philadelphia, San Francisco, Houston, LA, Milwaukee	2-14	.125
6/17/15-6/25/15	Toronto, Atlanta, Milwaukee	1-7	.125
5/20/77-5/29/77	Cincinnati, Pittsburgh, Philadelphia	1-7	.125
7/15/65-7/21/65	St. Louis, Milwaukee, Pittsburgh	1-7	.125

METS FIELDING RECORDS

TRIPLE PLAYS

The Mets have turned 11 triple plays (all listed below) in team history. New York has hit into 10 triple plays in its history. The most recent occurred on June 10, 2010 vs. San Diego (Game Two) when Ruben Tejada grounded out to third baseman Chase Headley who stepped on third and threw to second baseman Lance Zawadzki, who stepped on second and threw to first baseman Adrián González.

May 30, 1962 vs. Los Angeles (NL) (G2)

Chacon (ss)-Mantilla (2b)-Hodges (1b)
Batter: Willie Davis

May 31, 1964 vs. San Francisco (G2)

McMillan (ss)-Kranepool (1b)
Batter: Orlando Cepeda

April 15, 1965 vs. Houston

Lewis (rf)-Cannizzaro (c)-McMillan (ss)
Batter: Jimmy Wynn

September 28, 1966 vs. Chicago (NL)

Bressoud (3b)-Hiller (2b)-Hickman (1b)
Batter: Joe Amalfitano

August 3, 1982 at Chicago (NL)

Bailor (ss)-Backman (2b)-Kingman (1b)
Batter: Larry Bowa

September 29, 1982 vs. Chicago (NL)

Giles (2b)-Staub (1b)
Batter: Keith Moreland

June 6, 1989 at Chicago (NL)

Magadan (1b)-Elster (ss)
Batter: Vance Law

August 5, 1998 vs. San Francisco

Olerud (1b)-Ordoñez (ss)-Olerud (1b)-Pratt (c)
Batter: J.T. Snow

May 17, 2002 at San Diego

Alfonzo (3b)-Alomar (2b)-Vaughn (1b).
Batter: Wiki Gonzalez

May 19, 2010 at Washington

Pagan (cf)-Blanco (c)-Reyes (ss)-Davis (1b).
Batter: Cristian Guzman

August 24, 2014 at Los Angeles-NL


Campbell (3b)-Murphy (2b)-Duda (1b)-d'Arnaud (c)
Batter: Matt Kemp

FIELDING BESTS

Below is the highest fielding percentage by position for a season, minimum 100 games.

Pos	Player	Year	G	PO	A	E	Pct.
1B	Dave Magadan	1990	113	830	71	2	.998
	Ed Kranepool	1971	108	786	61	2	.998
	Rico Brogna	1995	131	1112	93	3	.998
2B	Ken Boswell	1970	101	204	244	2	.996
SS	Rey Ordoñez	1999	154	220	416	4	.994
3B	Robin Ventura	1999	160	123	320	9	.980
OF	Lenny Dykstra	1988	112	270	3	1	.996
C	Mike Piazza	2000	124	862	38	3	.997
	Mike Piazza	2005	101	617	40	2	.997
P	Tom Glavine	2005	33	12	43	0	1.000

(Pitchers based on most chances accepted)



POSTSEASON

1969 LEAGUE CHAMPIONSHIP SERIES

ATLANTA



ATLANTA BRAVES vs. NEW YORK METS METS WON SERIES, 3-0



In the club's first ever trip to the postseason, the Mets swept the best-of-five series vs. Atlanta, three games to none.

In Game 1, trailing, 5-4, in the top of the eighth, New York rallied for five runs and a 9-5 win. Tom Seaver struggled, allowing five runs in 7.0 innings, but earned the victory.


In Game 2, two-run home runs by Tommie Agee, Ken Boswell and Cleon Jones lifted the Mets to an 11-6 win.

In front of 54,195 fans at Shea, New York advanced to the World Series with a 7-4 victory in Game 3. The lead changed hands three times before Wayne Garrett's two-run home run in the bottom of the fifth put the Mets ahead, 5-4. Nolan Ryan hurled 7.0 innings to pick up the win and complete the sweep.

Boswell hit .333 with two home runs and five RBI, while Agee batted .357 with two home runs and four RBI. Hank Aaron cracked a home run in each game and drove in seven runs for the Braves.



A jubilant Mets clubhouse celebrates after the World Series victory.



Nolan Ryan tossed 7.0 innings in Game 3 to help the Mets finish off the sweep.



SERIES STATISTICS



PLAYER	AVG	G	AB	H	2B	3B	HR	RBI
Agee, of	.357	3	14	5	1	0	2	4
Boswell, 2b	.333	3	12	4	0	0	2	5
Garrett, 3b	.385	3	13	5	2	0	1	3
Gaspar, of	.000	3	0	0	0	0	0	0
Gentry, p	.000	1	0	0	0	0	0	0
Grote, c	.167	3	12	2	1	0	0	1
Harrelson, ss	.182	3	11	2	1	1	0	3
Jones, of	.429	3	14	6	2	0	1	4
Koosman, p	.000	1	2	0	0	0	0	0
Kranepool, 1b	.250	3	12	3	1	0	0	1
Martin, ph	.500	2	2	1	0	0	0	2
Ryan, p	.500	1	4	2	0	0	0	0
Seaver, p	.000	1	3	0	0	0	0	0
Shamsky, of	.538	3	13	7	0	0	0	1
Weis, 2b	.000	3	1	0	0	0	0	0
TOTALS	.327		113	37	8	1	6	24

PITCHER	W-L	ERA	G	SV	IP	ER	SO
Gentry	0-0	9.00	1	0	2.0	2	1
Koosman	0-0	11.57	1	0	4.2	6	5
McGraw	0-0	0.00	1	1	3.0	0	1
Ryan	1-0	2.57	1	0	7.0	2	7
Seaver	1-0	6.43	1	0	7.0	5	2
Taylor	1-0	0.00	2	1	3.1	0	4
TOTALS	3-0	5.00		2	27.0	15	20

GAME 1
SATURDAY, OCTOBER 4

METS	0	2	0	0	5	0	—	9	10	1
BRAVES	0	1	2	0	1	0	—	5	10	2

WP: Seaver (1-0), LP: Niekro (0-1). SV: Taylor (1)
 E-Boswell, Cepeda, Gonzalez. DP-New York-0; Atlanta-2.
 2B-Carty, Millan, Gonzalez, H. Aaron, Garrett, Lum. 3B-Harrelson.
 HR-Gonzalez (1), H. Aaron (1). SB-Cepeda (1), Jones (1). SF-Boyer.
 Time-2:37. Attendance-50,122.

GAME 3
MONDAY, OCTOBER 6

BRAVES	2	0	0	0	2	0	—	4	8	1
METS	0	0	1	2	3	1	—	0	0	0

WP: Ryan (1-0), LP: Jarvis (0-1). SV: None
 E-Millan. DP-Atlanta-1; New York-0. 2B-Cepeda, Agee, H. Aaron,
 Kranepool, Jones, Grote. HR-H. Aaron (3), Agee (2), Boswell (2),
 Cepeda (1), Garrett (1). S-Harrelson.
 Time-2:24. Attendance-54,195.

GAME 2
SUNDAY, OCTOBER 5

METS	1	3	2	2	1	0	—	11	13	1
BRAVES	0	0	0	1	5	0	—	6	9	3

WP: Taylor (1-0), LP: Reed (0-1). SV: McGraw (1)
 E-Harrelson, Cepeda, Boyer, Gonzalez. DP-New York-2;
 Atlanta-0. 2B-Harrelson, Garrett, Jones, Cepeda, Carty. HR-Agee
 (1), H. Aaron (1), Jones (1), Boswell (1).
 SB-Garrett (1), Agee 2(2), Jones (2).
 Time-3:10. Attendance-50,270.



The Mets line up for the national anthem prior to their first World Series home game in franchise history.

1969 WORLD SERIES



BALTIMORE ORIOLES vs. NEW YORK METS

METS WON SERIES, 4-1



The New York Mets entered the 1969 World Series as heavy underdogs against Baltimore. After falling in Game 1, the Amazins' rattled off four straight wins to earn their first championship, just eight years after the franchise was born.

In Game 1, Baltimore's leadoff batter Don Buford smacked a home run off Tom Seaver. Mike Cuellar and the Orioles went on to a 4-1 triumph.

In Game 2, Jerry Koosman tossed 6.0 no-hit innings before Paul Blair singled to lead off the seventh. With the game tied, 1-1, in the ninth, Ed Charles, Jerry Grote and Al Weis strung together consecutive two-out singles to give New York a 2-1 lead. Koosman retired the first two batters in the ninth, before walking the next two. Ron Taylor got the final out, retiring Brooks Robinson to even the series at one game.

A raucous Shea crowd of 56,335 watched the Mets shut out Baltimore, 5-0 in Game 3. Tommie Agee hit a leadoff home run off Jim Palmer, the only leadoff home run the Hall of Famer would ever allow, to put the Mets on the board early. In the fourth, the Orioles threatened, with runners at the corners and two outs, when Agee made a running, backhanded catch at the warning track in left-center to rob Elrod Hendricks. In the seventh, Baltimore loaded the bases with two outs and Blair laced a high drive to right-center. Agee, running full tilt, caught the ball sprawling on the warning track. Agee had made two of the greatest World Series catches ever, just three innings apart.

In Game 4, Seaver out-dueled Cuellar in a thrilling 10-inning, 2-1, victory. Donn Clendenon belted a solo home run in the second to give the Mets a 1-0 lead, which would hold up until the ninth. The Orioles put runners at first and third with one out, Brooks Robinson laced a sinking line drive to right-center. Ron Swoboda made a full length, diving catch. The tying run scored, but the brilliant catch prevented further damage. In the bottom of the 10th, with runners at first and second and nobody out, J.C. Martin pinch-hit for Seaver. Martin dropped a bunt down and Orioles' pitcher Pete Richert fielded the ball, but his throw hit Martin and the ball caromed into rightfield allowing Rod Gaspar to score from second. The Mets were one win away from their first title, while Baltimore argued that Martin was outside the basepath.

The unthinkable occurred on October 16, 1969 at Shea. Behind a 5-3 victory, New York's lovable losers were champions. The Orioles led 3-0 early, but home runs by Clendenon and Weis tied the game. In the eighth, Swoboda gave the Mets the lead with an RBI double. Koosman induced future Mets Manager Davey Johnson to fly out to Cleon Jones in leftfield for the final out. Clendenon (Sport Magazine) and Weis (BBWAA) were the Series MVPs.



PLAYER	AVG	G	AB	H	2B	3B	HR	RBI
Agee, of	.167	5	18	3	0	0	1	1
Boswell, 2b	.333	1	3	1	0	0	0	0
Charles, 3b	.133	4	15	2	1	0	0	0
Clendenon, 1b	.357	4	14	5	1	0	3	4
Dyer, ph	.000	1	1	0	0	0	0	0
Garrett, 3b	.000	2	1	0	0	0	0	0
Gaspar, of	.000	3	2	0	0	0	0	0
Gentry, p	.333	1	3	1	1	0	0	2
Grote, c	.211	5	19	4	2	0	0	1
Harrelson, ss	.176	5	17	3	0	0	0	0
Jones, of	.158	5	19	3	1	0	0	0
Koosman, p	.143	2	7	1	0	0	0	0
Kranepool, 1b	.250	1	4	1	0	0	1	1
Martin, ph	.000	1	0	0	0	0	0	0
Seaver, p	.000	2	4	0	0	0	0	0
Shamsky, of	.000	3	6	0	0	0	0	0
Swoboda, of	.400	4	15	6	1	0	1	1
Weis, 2b	.455	5	11	5	0	0	1	3
TOTALS	.220		159	35	8	0	6	13

PITCHER	W-L	ERA	G	SV	IP	ER	SO
Cardwell	0-0	0.00	1	0	1.0	0	0
Gentry	1-0	0.00	1	0	6.2	0	4
Koosman	2-0	2.04	2	0	17.2	4	9
Ryan	0-0	0.00	1	1	2.1	0	3
Seaver	1-1	3.00	2	0	15.0	5	9
Taylor	0-0	0.00	2	1	2.1	0	3
TOTALS	4-1	1.80		2	45.0	9	28

GAME 1
SATURDAY, OCTOBER 11

METS	000	000	100	—	1	6	1
ORIOLES	100	300	00X	—	4	6	0

WP: Cuellar (1-0), LP: Seaver (0-1), SV: None
 E-Weis. DP-New York-0; Baltimore-1. 2B-Clendenon, Buford. HR-Buford (1). SF-Weis.
 Time-2:13. Attendance-50,429.

GAME 2
SUNDAY, OCTOBER 12

METS	000	100	001	—	2	6	0
ORIOLES	000	000	100	—	1	2	0

WP: Koozman (1-0), LP: McNally (0-1), SV: Taylor (1)
 2B-Charles. HR-Clendenon (1), SB-Blair (1).
 Time-2:20. Attendance-50,850.

GAME 3
TUESDAY, OCTOBER 14

ORIOLES	000	000	000	—	0	4	1
METS	120	001	01X	—	5	6	0

WP: Gentry (1-0), LP: Palmer (0-1), SV: Ryan (1)
 E-Palmer. 2B-Gentry, Grote. HR-Agee (1), Kranepool (1), S-Garrett.
 Time-2:23. Attendance-56,335.

GAME 4
WEDNESDAY, OCTOBER 15

ORIOLES	000	000	001	0—	1	6	1
METS	010	000	000	1—	2	10	1

WP: Seaver (1-1), LP: Hall (0-1), SV: None
 E-Richert, Garrett. DP-Baltimore-3; New York-0. 2B-Grote. HR-Clendenon (2). S-Martin. SF-B. Robinson.
 Time-2:33. Attendance-57,367.



A jubilant Jerry Koosman leaps into the arms of catcher Jerry Grote after the final out of the 1969 World Series in Game 5 vs. Baltimore.

GAME 5
THURSDAY, OCTOBER 16

ORIOLES	003	000	000	—	3	5	2
METS	000	002	12X	—	5	7	0

WP: Koozman (2-0), LP: Watt (0-1), SV: None
 E-Powell, Watt. 2B-Koosman, Jones, Swoboda. HR-McNally (1), F. Robinson (1), Clendenon (3), Weis (1). SB-Agee (1).
 Time-2:14. Attendance-57,397.



Mets fans celebrate on the field at Shea Stadium after the final out of the 1969 World Series.

1973 LEAGUE CHAMPIONSHIP SERIES



CINCINNATI REDS vs. NEW YORK METS

METS WON SERIES, 3-2



Bud Harrelson and Pete Rose start a bench-clearing brawl in Game 3 of the 1973 NLCS.

New York captured its second pennant in five years with a thrilling five-game series win over Cincinnati.

In Game 1, Pete Rose and Johnny Bench each belted home runs to upend Tom Seaver and the Mets, 2-1. Seaver allowed six hits and fanned a NLCS record 13 batters in the losing effort.

Jon Matlack was brilliant in Game 2, tossing a two-hitter to win, 5-0. Rusty Staub's home run in the fourth was the only run of the game until New York plated four in the ninth, two scoring on Jerry Grote's single.

The Mets scored nine runs in the first four innings en route to a 9-2 victory at Shea in Game 3. Staub cracked a solo home run in the first and a three-run shot in the second. The game featured an infamous fight between Pete Rose and Buddy Harrelson after Rose slid hard into second base attempting to break up a double play. After the bench-clearing brawl, Jerry Koosman continued to dominate the Reds.

Rose got his revenge with a 12th inning home run in Game 4 to give the Reds a 2-1 victory and send the series to a fifth and deciding game.

Ed Kranepool gave New York a 2-0 lead in the first with a two-run single in Game 5 in front of 50,323 fans at Shea. After Cincinnati tied the game 2-2 in the top of the fifth, the Mets exploded for four runs in the bottom of that frame. Cleon Jones, Willie Mays, Don Hahn and Harrelson each collected an RBI. Seaver and Tug McGraw held the Reds at bay as New York advanced to face Oakland in the World Series.

SERIES STATISTICS

PLAYER	AVG	G	AB	H	2B	3B	HR	RBI
Boswell, ph	.000	1	1	0	0	0	0	0
Garrett, 3b	.087	5	23	2	1	0	0	1
Grote, c	.211	5	19	4	0	0	0	2
Hahn, of	.235	5	17	4	0	0	0	1
Harrelson, ss	.167	5	18	3	0	0	0	2
Jones, of	.300	5	20	6	2	0	0	3
Koosman, p	.500	1	4	2	0	0	0	1
Kranepool, of	.500	1	2	1	0	0	0	2
Matlack, p	.000	1	2	0	0	0	0	0
Mays, of	.333	1	3	1	0	0	0	1
McGraw, p	.000	2	1	0	0	0	0	0
Millan, 2b	.316	5	19	6	0	0	0	2
Milner, 1b	.176	5	17	3	0	0	0	1
Seaver, p	.333	2	6	2	2	0	0	1
Staub, of	.200	4	15	3	0	0	3	5
Stone, p	.000	1	1	0	0	0	0	0
TOTALS	.220	168	37	5	0	3	22	

PITCHER	W-L	ERA	G	SV	IP	ER	SO
Koosman	1-0	2.00	1	0	9.0	2	9
Matlack	1-0	0.00	1	0	9.0	0	9
McGraw	0-0	0.00	2	1	5.0	0	3
Parker	0-1	9.00	1	0	1.0	1	0
Seaver	1-1	1.62	2	0	16.2	3	17
Stone	0-0	1.35	1	0	6.2	1	4
TOTALS	3-2	1.33	1	47.1	7	42	



Rusty Staub hit three of his four postseason home runs in the NLCS to help the Mets advance to the World Series.

GAME 1
SATURDAY, OCTOBER 6

METS	0	1	0	0	0	0	0	0	0	—	1	3	0
REDS	0	0	0	0	0	0	1	1	—	2	6	0	

WP: Borbon (1-0), LP: Seaver (0-1), SV: None
 DP-New York-0; Cincinnati-1. 2B-Seaver, Bench, Driessen.
 HR-Rose (1), Bench (1), S-Millan, Billingham.
 Time-2:00. Attendance-53,431.

GAME 2
SUNDAY, OCTOBER 7

METS	0	0	0	1	0	0	0	4	—	5	7	0
REDS	0	0	0	0	0	0	0	0	—	0	2	0

WP: Matlack (1-0), LP: Gullett (0-1), SV: None
 DP-New York-0; Cincinnati-1. HR-Staub (1), S-Gullett, Matlack.
 Time-2:19. Attendance-54,041.

GAME 3
MONDAY, OCTOBER 8

REDS	0	0	2	0	0	0	0	0	—	2	8	1
METS	1	5	1	2	0	0	0	X	—	9	11	1

WP: Koosman (1-0), LP: Grimsley (0-1), SV: None
 E-Kosco, Garrett. DP-Cincinnati-0; New York-1. 2B-Jones, Bench.
 HR-Staub-2 (3), Menke (1), SF-Garrett.
 Time-2:48. Attendance-53,967.

GAME 4
TUESDAY, OCTOBER 9

REDS	0	0	0	0	0	1	0	0	0	—	2	8	0
METS	0	0	1	0	0	0	0	0	—	1	3	1	

WP: Carroll (1-0), LP: Parker (0-1), SV: Borbon (1)
 E-McGraw. DP-Cincinnati-1; New York-2. HR-Perez (1), Rose (2).
 S-Morgan.
 Time-3:07. Attendance-50,786.


GAME 5
WEDNESDAY, OCTOBER 10

REDS	0	0	1	0	1	0	0	0	—	2	7	1	
METS	2	0	0	0	4	1	0	0	X	—	7	13	1

WP: Seaver (1-1), LP: Billingham (0-1), SV: McGraw (1)
 E-Jones, Driessen. 2B-Morgan, Griffey, Rose, Garrett, Jones,
 Seaver. S-Millan. SF-Driessen.
 Time-2:40. Attendance-50,323.



1973 Mets World Series press pin



Tom Seaver struck out an NLCS record 13 batters in Game 1 and came back in Game 5 to earn the win in the clincher.

1973 WORLD SERIES



OAKLAND A's vs. NEW YORK METS METS LOST SERIES, 4-3



New York lost its first ever postseason series, falling in a seven-game set to the Oakland Athletics.

In Game 1, the A's nipped the Mets, 2-1, despite managing just four hits off Jon Matlack and Tug McGraw. Second baseman Felix Millan's error in the third inning proved costly as Oakland's only two runs of the game would score in that inning.

New York evened the series with a 10-7, 12-inning victory in Game 2. Oakland scored two runs in the ninth to tie the game, 6-6, to force extra innings. Willie Mays singled home Bud Harrelson with the go-ahead run in the 12th, which would prove to be Mays' last hit in the majors.

The World Series returned to Shea and Wayne Garrett cracked a solo home run as the Mets jumped on top, 2-0 in the first inning of Game 3. Once again, Oakland rallied to tie the game in the eighth and scored in the 11th for a 3-2 victory.

The Mets tied the series at two games apiece with a 6-1 triumph in Game 4. Rusty Staub drove in five runs, with a three-run home run in the first and a two-run single in the fourth. Matlack allowed three hits in 8.0 innings to pick up the win.

SERIES STATISTICS									
PLAYER	AVG	G	AB	H	2B	3B	HR	RBI	
Beauchamp, ph	.000	4	4	0	0	0	0	0	0
Boswell, ph	1.000	3	3	3	0	0	0	0	0
Garrett, 3b	.167	7	30	5	0	0	2	2	
Grote, c	.267	7	30	8	0	0	0	0	0
Hahn, of	.241	7	29	7	1	1	0	2	
Harrelson, ss	.250	7	24	6	1	0	0	1	
Hodges, ph	.000	1	0	0	0	0	0	0	0
Jones, of	.286	7	28	8	2	0	1	1	
Koosman, p	.000	2	4	0	0	0	0	0	0
Kranepool, ph	.000	4	3	0	0	0	0	0	0
Martinez, pr	.000	2	0	0	0	0	0	0	0
Matlack, p	.250	3	4	1	0	0	0	0	0
Mays, of	.286	3	7	2	0	0	0	1	
McGraw, p	.333	5	3	1	0	0	0	0	0
Millan, 2b	.188	7	32	6	1	1	0	1	
Milner, 1b	.296	7	27	8	0	0	0	2	
Seaver, p	.000	2	5	0	0	0	0	0	0
Staub, p	.423	7	26	11	2	0	1	6	
Theodore, of	.000	2	2	0	0	0	0	0	0
TOTALS	.253		261	66	7	2	4	16	

PITCHER	W-L	ERA	G	SV	IP	ER	SO
Koosman	1-0	3.12	2	0	8.2	3	8
Matlack	1-2	2.16	3	0	16.2	4	11
McGraw	1-0	2.63	5	1	13.2	4	14
Parker	0-1	0.00	3	0	3.1	0	2
Sadecki	0-0	1.93	4	1	4.2	1	6
Seaver	0-1	2.40	2	0	15.0	4	18
Stone	0-0	0.00	2	1	3.0	0	3
TOTALS	3-4	2.22		3	65.0	16	62



Tug McGraw reacts after saving the Mets 2-0 Game 5 win.

New York took a 3-2 series lead with a 2-0 win at Shea in front of 54,817 fans in Game 5. Jerry Koosman and McGraw shut out the A's on three hits.

Needing just one win in Oakland to capture their second championship, the Mets lost Game 6, 3-1 and Game Seven, 5-2. In Game 6, Reggie Jackson had two RBI doubles off Tom Seaver.

Four Oakland runs in the third inning on home runs by Bert Campaneris and Jackson in Game 7 broke the game open. Garrett, the tying run in the ninth, popped out to end the series and New York's dream.

GAME 1
SATURDAY, OCTOBER 13

METS	0 0 0	1 0 0	0 0 0	—	1 7 2
ATHLETICS	0 0 2	0 0 0	0 0 X	—	2 4 0

WP: Holtzman (1-0), LP: Matlack (0-1), SV: Knowles (1)
 E-Millan, Mays. DP-New York-0; Oakland-2. 2B-Holtzman, Jones.
 3B-Millan. SB-Campaneris (1). S-Matlack, Rudi.
 Time-2:26. Attendance-46,021.

GAME 2
SUNDAY, OCTOBER 14

METS	0 1 1	0 0 4	0 0 0	0 0 4	—	10 15 1
ATHLETICS	2 1 0	0 0 0	1 0 2	0 0 1	—	7 13 5

WP: McGraw (1-0), LP: Fingers (0-1), SV: Stone (1)
 E-Koosman, Bando, Tenace, Andrews-2, Knowles. DP-New York-1; Oakland-1. 2B-Rudi, Alou, Jackson, Johnson, Harrleson.
 3B-Bando, Campaneris, Jackson. HR-Jones (1), Garrett (1), SB-Campaneris (2), S-McGraw.
 Time-4:13. Attendance-49,151.

GAME 3
TUESDAY, OCTOBER 16

ATHLETICS	0 0 0	0 0 1	0 1 0	0 1 0	—	3 10 1
METS	2 0 0	0 0 0	0 0 0	0 0 0	—	2 10 2

WP: Lindblad (1-0), LP: Parker (0-1), SV: Fingers (1)
 E-Hunter, Millan-2. 2B-Rudi, Hahn, Bando, Tenace, Staub. HR-Garrett (2). SB-Campaneris (3). S-Bando, Millan.
 Time-3:15. Attendance-54,817.

GAME 4
WEDNESDAY, OCTOBER 17

ATHLETICS	0 0 0	1 0 0	0 0 0	—	1 5 1
METS	3 0 0	3 0 0	0 0 X	—	6 13 1

WP: Matlack (1-1), LP: Holtzman (1-1), SV: Sadecki (1)
 E-Green, Garrett. DP-Oakland-4; New York-0. HR-Staub (1).
 Time-2:41. Attendance-54,817.

GAME 5
THURSDAY, OCTOBER 18

ATHLETICS	0 0 0	0 0 0	0 0 0	—	0 3 1
METS	0 1 0	0 0 1	0 0 X	—	2 7 1

WP: Koosman (1-0), LP: Blue (0-1), SV: McGraw (1)
 E-Campaneris, Garrett. DP-Oakland-0; New York-1. 2B-Jones, Fosse. 3B-Hahn. S-Grote.
 Time-2:39. Attendance-54,817.

GAME 6
SATURDAY, OCTOBER 20

METS	0 0 0	0 0 0	0 1 0	—	1 6 2
ATHLETICS	1 0 1	0 0 0	0 1 X	—	3 7 0

WP: Hunter (1-0), LP: Seaver (0-1), SV: Fingers (2)
 E-Garrett, Hahn. DP-New York-1; Oakland-0. 2B-Jackson-2. SF-Alou.
 Time-2:07. Attendance-49,333.

GAME 7
SUNDAY, OCTOBER 21

METS	0 0 0	0 0 1	0 0 1	—	2 8 1
ATHLETICS	0 0 4	0 1 0	0 0 X	—	5 9 1

WP: Holtzman (2-1), LP: Matlack (1-2), SV: Knowles (2)
 E-Jones. DP-New York-0; Oakland-1. 2B-Holtzman, Millan, Staub. HR-Campaneris (1), Jackson (1).
 Time-2:37. Attendance-49,333.



Willie Mays recorded his last hit in the majors when he singled home Bud Harrelson in the 12th inning of Game 2.

1986 LEAGUE CHAMPIONSHIP SERIES



HOUSTON ASTROS vs. NEW YORK METS METS WON SERIES, 4-2



New York improved to 3-0 in the NLCS with a dramatic six-game victory, avoiding Houston ace Mike Scott in Game Seven.

The Mets returned to the postseason after a 13-year absence and lost Game 1, 1-0. Scott hurled a complete-game, five-hit shutout with 14 strikeouts. Glenn Davis swatted a home run in the second inning for the lone run of the game.

Bobby Ojeda matched Scott in Game 2, with a complete-game, 5-1 victory to tie the series. Gary Carter had an RBI double in the fourth and Keith Hernandez added a two-run triple in the fifth.

In Game 3, back at Shea, the Mets fell behind 4-0, but Darryl Strawberry's three-run home run in the sixth helped tie the game. Trailing 5-4, with one on and one out, Lenny Dykstra cracked a two-run home run into the Mets bullpen to give New York a 6-5 victory.

Scott again was brilliant in Game 4, tossing a complete-game three-hitter as the Astros won 3-1.

Nolan Ryan and Dwight Gooden locked horns in a tremendous pitching duel in Game 5. Ryan allowed two hits (Strawberry home run) with 12 strikeouts in 9.0 innings, while Doc scattered nine hits in 10.0 innings. Carter's RBI single in the 12th gave New York the win and left them one win away from their third trip to the World Series.



Lenny Dykstra rounds the bases after hitting the game-winning home run in Game 3 of the NLCS to give the Mets a 6-5 victory.

Game 6 at the Astrodome was simply a classic, the longest postseason game in time (4:42) and innings (16) at that point. Houston led 3-0 until the Mets tied it in the ninth on RBI's from Mookie Wilson, Hernandez and Ray Knight. With the Mets leading, 4-3, in the bottom of the 14th, Billy Hatcher hit a home run off the leftfield screen off Jesse Orosco. In the 16th, New York scored three times, as Strawberry's double and Knight's single put the Mets ahead. Houston rallied for two runs, but Orosco struck out Kevin Bass with the winning run on base, to become the first pitcher to earn three wins in one LCS.

NY		SERIES STATISTICS										H	
PLAYER	AVG	G	AB	H	2B	3B	HR	RBI					
Backman, 2b	.238	6	21	5	0	0	0	2					
Carter, c	.148	6	27	4	1	0	0	2					
Darling, p	.000	1	1	0	0	0	0	0					
Dykstra, of	.304	6	23	7	1	1	1	3					
Elster, ss	.000	4	3	0	0	0	0	0					
Fernandez, p	.000	1	1	0	0	0	0	0					
Gooden, p	.000	2	5	0	0	0	0	0					
Heep, of	.250	5	4	1	0	0	0	1					
Hernandez, 1b	.269	6	26	7	1	1	0	3					
Johnson, ph	.000	2	2	0	0	0	0	0					
Knight, 3b	.167	6	24	4	0	0	0	2					
Mazzilli, ph	.200	5	5	1	0	0	0	0					
McDowell, p	.000	2	1	0	0	0	0	0					
Mitchell, of	.250	2	8	2	0	0	0	0					
Ojeda, p	.000	2	5	0	0	0	0	0					
Santana, ss	.176	6	17	3	0	0	0	0					
Strawberry, of	.227	6	22	5	1	0	2	5					
Teufel, 2b	.167	2	6	1	0	0	0	0					
Wilson, of	.115	6	26	3	0	0	0	1					
TOTALS	.189		227	43	4	2	3	19					
PITCHER	W-L	ERA	G	SV	IP	ER	SO						
Aguilera	0-0	0.00	2	0	5.0	0	2						
Darling	0-0	7.20	1	0	5.0	4	5						
Fernandez	0-1	4.50	1	0	6.0	3	5						
Gooden	0-1	1.06	2	0	17.0	2	9						
McDowell	0-0	0.00	2	0	7.0	0	3						
Ojeda	1-0	2.57	2	0	14.0	4	6						
Orosco	3-0	3.38	4	0	8.0	3	10						
Sisk	0-0	0.00	1	0	1.0	0	0						
TOTALS	4-2	2.29		0	63.0	16	40						

GAME 1
WEDNESDAY, OCTOBER 8

METS	000	000	000	—	0	5	0
ASTROS	010	000	00X	—	1	7	1

WP - Scott (1-0), LP - Gooden (0-1), SV - None
 E-Reynolds. DP-New York-1; Houston-0. 2B-Bass. HR-Davis (1).
 SB-Hatcher (1), Dykstra (1), Bass (1), Strawberry (1).
 Time-2:56. Attendance-44,131.

GAME 2
THURSDAY, OCTOBER 9

METS	000	230	000	—	5	10	0
ASTROS	000	000	100	—	1	10	2

WP - Ojeda (1-0), LP - Ryan (0-1), SV - None
 E-Hatcher, Davis. DP-New York-2; Houston-1. 2B-Bass, Carter,
 Dykstra. 3B-Hernandez. SB-Wilson (1). SF-Strawberry.
 Time-2:40. Attendance-44,391.

GAME 3
SATURDAY, OCTOBER 11

ASTROS	220	000	100	—	5	8	1
METS	000	004	002	—	6	10	1

WP - Orosco (1-0), LP - Smith (0-1), SV - None
 E-Reynolds, Knight. DP-Houston-0; New York-1. HR-Doran (1),
 Strawberry (1), Dykstra (1). SB-Hatcher-2 (3), Bass (2). S-Hatcher.
 Time-2:55. Attendance-55,052.

GAME 4
SUNDAY, OCTOBER 12

ASTROS	020	010	000	—	3	4	1
METS	000	000	010	—	1	3	0

WP - Scott (2-0), LP - Fernandez (0-1), SV - None
 E-Scott. 2B-Walling. HR-Ashby (1), Thon (1). SB-Backman (1). SF-
 Heep.
 Time-2:23. Attendance-55,038.

GAME 5
TUESDAY, OCTOBER 14

ASTROS	000	010	000	000	—	1	9	1
METS	000	010	000	001	—	2	4	0

WP - Orosco (2-0), LP - Kerfeld (0-1), SV - None
 E-Kerfeld. DP-Houston-0; New York-2. 2B-Ashby. HR-Strawberry
 (2). SB-Doran (1), Puhl (1). S-Hatcher.
 Time-3:45. Attendance-54,986.

GAME 6
WEDNESDAY, OCTOBER 15

METS	000	000	003	000	01	0	3	—7	110
ASTROS	300	000	000	000	01	0	2	—6	111

WP - Orosco (3-0), LP - Lopez (0-1), SV - None
 E-Bass. DP-New York-0; Houston-2. 2B-Garner, Davis,
 Hernandez, Strawberry. 3B-Dykstra. HR-Hatcher (1). SB-Doran
 (2). S-Orosco. SF-Knight.
 Time-4:42. Attendance-45,718.



Gary Carter, Darryl Strawberry and Keith Hernandez celebrate during the 1986 NLCS.

1986 WORLD SERIES



BOSTON RED SOX vs. NEW YORK METS METS WON SERIES, 4-3



For only the second time in World Series history, a team lost the first two games at home, but emerged as the World Champion, as New York won its second title in amazing fashion against the Boston Red Sox.

In Game 1, Bruce Hurst and Calvin Schiraldi combined to shut out the Mets, 1-0. Jim Rice scored the lone run on an error by second baseman Tim Teufel.

Boston scored nine times on 18 hits in a 9-3 win in Game 2.

In Boston, Lenny Dykstra led off Game 3 with a solo home run to ignite a four-run first inning. Bobby Ojeda stymied the Sox through 7.0 innings as New York won, 7-1.

In Game 4, Gary Carter cracked two home runs and Ron Darling's 7.0 shutout innings helped the Mets even the series with a 6-2 triumph.

In the pivotal fifth game, Hurst tossed a complete game for the Red Sox as Boston won, 4-2.

The Mets returned to Shea for Game 6 in a contest that would become part of World Series lore. New York, facing elimination, trailed 2-0 in the bottom of the fifth, 3-2 entering the bottom of the eighth and 5-3 going to the bottom of the 10th. Ray Knight's RBI single helped tie the contest in the fifth and Carter's sacrifice fly tied the game in the eighth. After Dave Henderson's home run had put the Sox ahead in the 10th, both Backman and Hernandez were retired. But Carter, Kevin Mitchell and Knight followed with singles to cut the deficit to 5-4.

Boston reliever Bob Stanley was summoned and on a 2-2 count, Mookie Wilson fouled back two pitches before dodging a wild pitch that allowed Mitchell to score to tie the game. Wilson then hit a dribbler up the first base line that bounced under Bill Buckner's legs, enabling Knight to score the winning run.

After a day of rain, the Mets won their second World Championship with an 8-5 triumph. Boston built a 3-0 lead, but New York scored three runs in the sixth, two runs coming home on a single by Hernandez. Knight's seventh inning home run gave the Mets the lead for good. Santana and Hernandez would drive in runs later in the inning and Darryl Strawberry cracked a solo home run in the eighth. Orosco struck out Marty Barrett for the final out as Shea erupted in euphoria. Knight was named the Series MVP.

NY **NY** SERIES STATISTICS **B**

PLAYER	AVG	G	AB	H	2B	3B	HR	RBI
Backman, 2b	.333	6	18	6	0	0	0	1
Carter, c	.276	7	29	8	2	0	2	9
Darling, p	.000	3	0	0	0	0	0	0
Dykstra, of	.296	7	27	8	0	0	2	3
Elster, ss	.000	1	1	0	0	0	0	0
Gooden, p	.500	2	2	1	0	0	0	0
Heep, dh	.091	5	11	1	0	0	0	2
Hernandez, 1b	.231	7	26	6	0	0	0	4
Johnson, ss	.000	2	5	0	0	0	0	0
Knight, 3b	.391	6	23	9	1	0	1	5
Mazzilli, of	.400	4	5	2	0	0	0	0
Mitchell, of	.250	5	8	2	0	0	0	0
Ojeda, p	.000	2	2	0	0	0	0	0
Orosco, p	1.000	4	1	1	0	0	0	1
Santana, ss	.250	7	20	5	0	0	0	2
Strawberry, of	.208	7	24	5	1	0	1	1
Teufel, 2b	.444	3	9	3	1	0	1	1
Wilson, of	.269	7	26	7	1	0	0	0
TOTALS	.271	240	65	6	0	7	29	

PITCHER	W-L	ERA	G	SV	IP	ER	SO
Aguilera	1-0	12.00	1	0	3.0	4	4
Darling	1-1	1.53	3	0	17.2	3	12
Fernandez	0-0	1.35	3	0	6.2	1	10
Gooden	0-2	8.00	2	0	9.0	8	9
McDowell	1-0	4.91	5	0	7.1	4	2
Ojeda	1-0	2.08	2	0	13.0	3	9
Orosco	0-0	0.00	4	2	5.2	0	6
Sisk	0-0	0.00	1	0	0.2	0	1
TOTALS	4-3	3.29	2	63.0	23	53	



Ray Knight races home with the winning run in New York's dramatic, 6-5, 10th inning comeback in Game 6 of the 1986 World Series vs. Boston.

GAME 1
SATURDAY, OCTOBER 18

RED SOX	000	000	100	—	1	5	0
METS	000	000	000	—	0	4	1

WP - Hurst (1-0), LP - Darling (0-1), SV - Schiraldi (1)
 E-Teufel. DP-Boston-1; New York-1. SB-Wilson (1), Strawberry (1).
 S-Santana.
 Time-2:59. Attendance-55,076.

GAME 2
SUNDAY, OCTOBER 19

RED SOX	003	120	201	—	9	18	0
METS	002	010	000	—	3	8	1

WP - Crawford (1-0), LP - Gooden (0-1), SV - Stanley (1)
 E-Hernandez. DP-Boston-0; New York-1. 2B-Boggs-2.
 HR-Henderson (1), Evans (1). S-Dykstra, Clemens.
 Time-3:36. Attendance-55,063.

GAME 3
TUESDAY, OCTOBER 21

METS	400	000	210	—	7	13	0
RED SOX	001	000	000	—	1	5	0

WP - Ojeda (1-0), LP - Boyd (0-1)
 DP-New York-1; Boston-1. 2B-Carter, Baylor, Knight.
 HR-Dykstra (1).
 Time-2:58. Attendance-33,595.

GAME 4
WEDNESDAY, OCTOBER 22

METS	000	300	210	—	6	12	0
RED SOX	000	000	020	—	2	7	1

WP - Darling (1-1), LP - Nipper (0-1), SV - Orosco (1)
 E-Gedman. DP-New York-0; Boston-3. 2B-Barrett, Gedman,
 Strawberry, Carter, Rice. HR-Carter-2 (2), Dykstra (2). SB-
 Backman (1), Wilson-2 (3). SF-Henderson.
 Time-3:22. Attendance-33,920.



Gary Carter aboard a float as the Mets ride through the Canyon of Heroes during the parade.



Jesse Orosco saved the Game 7 clincher in the '86 series.

GAME 5
THURSDAY, OCTOBER 23

METS	000	000	011	—	2	10	1
RED SOX	011	020	00X	—	4	12	0

WP - Hurst (2-0), LP - Gooden (0-2), SV - None
 E-Santana. DP-New York-0; Boston-1. 2B-Teufel, Henderson,
 Barrett, Wilson. 3B-Henderson, Rice. HR-Teufel (1). S-Santana.
 SF-Owen.
 Time-3:09. Attendance-34,010.

GAME 6
SATURDAY, OCTOBER 25

RED SOX	110	000	100	2	—	5	13	3
METS	000	020	010	3	—	6	8	2

WP - Aguilera (1-0), LP - Schiraldi (0-1), SV - None
 E-Buckner, Evans, Gedman, Knight, Elster. DP-Boston-1; New
 York-1. 2B-Evans, Boggs. HR-Henderson (2). SB-Strawberry-2
 (3). S-Owen, Dykstra, Backman. SF-Carter.
 Time-4:02. Attendance-55,078.

GAME 7
MONDAY, OCTOBER 27

RED SOX	030	000	020	—	5	9	0
METS	000	003	32X	—	8	10	0

WP - McDowell (1-0), LP - Schiraldi (0-2), SV - Orosco (2)
 2B-Evans. HR-Evans (2), Gedman (1), Knight (1), Strawberry (1).
 S-Hurst-2, McDowell. SF-Hernandez.
 Time-3:11. Attendance-55,032.



1988 LEAGUE CHAMPIONSHIP SERIES



LOS ANGELES DODGERS vs. NEW YORK METS METS LOST SERIES, 4-3



Despite beating the Dodgers in 10 of 11 match-ups during the regular season, Los Angeles knocked off New York in seven games. It was the first time in four NLCS appearances that the Mets failed to reach the World Series.

New York rallied for three runs in the ninth inning to take Game 1, 3-2. Darryl Strawberry had an RBI double in the inning and a two-out, two-run double by Gary Carter proved to be the difference.

The Dodgers scored five runs off David Cone in the first two innings of Game 2 and went on to win, 6-3.

In a steady cold rain, the Mets won Game 3, 8-4. Down 4-3, the Mets scored five times in the bottom of the eighth. A two-out RBI double by Wally Backman tied the game and Mookie Wilson's RBI single gave New York the lead for good.

The turning point of the series occurred in the ninth inning of Game 4 when Mike Scioscia's two-run home run off Dwight Gooden tied the game, 4-4. Kirk Gibson cracked a home run off Roger McDowell to win the game in the 12th as Los Angeles tied the series. Orel Hershiser entered with two outs in the bottom of the 12th and got Kevin McReynolds to pop out with the bases loaded to end the game.



Darryl Strawberry led the National League with 39 home runs and drove in 101 runs in 1988.

Gibson remained hot and belted a three-run home run in the fifth inning to lift the Dodgers to a 7-4 victory in Game 5.

On the brink of elimination, McReynolds went 4-4 with three RBI and Cone hurled a complete game in a 5-1 Game 6 win to force a seventh and deciding game.

Hershiser tossed a complete-game, five-hit, 6-0 shutout to beat the Mets in Game 7. Los Angeles scored five times in the second inning to break open the contest.

NY		SERIES STATISTICS										LA	
PLAYER	AVG.	G	AB	H	2B	3B	HR	RBI					
Aguilera, p	.000	3	1	0	0	0	0	0	0				
Backman, 2b	.273	7	22	6	1	0	0	2					
Carter, c	.222	7	27	6	1	1	0	4					
Cone, p	.000	3	4	0	0	0	0	0					
Darling, p	.000	3	3	0	0	0	0	0					
Dykstra, p	.429	7	14	6	3	0	1	3					
Elster, p	.250	5	8	2	1	0	0	1					
Fernandez, p	.000	1	1	0	0	0	0	0					
Gooden, p	.200	3	5	1	0	0	0	0					
Hernandez, 1b	.269	7	26	7	0	0	1	5					
Jefferies, 3b	.333	7	27	9	2	0	0	1					
Johnson, ss	.056	6	18	1	0	0	0	0					
Magadan, ph	.000	3	3	0	0	0	0	0					
Mazzilli, ph	.500	3	2	1	0	0	0	0					
McReynolds, of	.250	7	28	7	2	0	2	4					
Sasser, c	.200	4	5	1	0	0	0	0					
Strawberry, of	.300	7	30	9	2	0	1	6					
Teufel, 2b	.000	1	3	0	0	0	0	0					
Wilson, of	.154	4	13	2	0	0	0	1					
TOTALS	.242	240	58	12	1	5	27						
PITCHER	W-L	ERA	G	SV	IP	ER	SO						
Aguilera	0-0	1.29	3	0	7.0	1	4						
Cone	1-1	4.50	3	0	12.0	6	9						
Darling	0-1	7.71	2	0	7.0	6	7						
Fernandez	0-1	13.50	1	0	4.0	6	5						
Gooden	0-0	2.95	3	0	18.1	6	20						
Leach	0-0	0.00	3	0	5.0	0	4						
McDowell	0-1	4.50	4	0	6.0	3	5						
Myers	2-0	0.00	3	0	4.2	0	0						
TOTALS	3-4	3.94	0	64.0	28	54							

**GAME 1
TUESDAY, OCTOBER 4**

METS	0 0 0	0 0 0	0 0 3	—	3 8 1
DODGERS	1 0 0	0 0 0	1 0 0	—	2 4 0

WP - Myers (1-0), LP - Howell (0-1), SV - None
 E-Backman. DP-New York-0; Los Angeles-2. 2B-Scioscia,
 Strawberry, Carter. SB-Sax (1). S-Backman.
 Time-2:45. Attendance-55,582.

**GAME 2
WEDNESDAY, OCTOBER 5**

METS	0 0 0	2 0 0	0 0 1	—	3 6 0
DODGERS	1 4 0	0 1 0	0 0 X	—	6 7 0

WP - Belcher (1-0), Cone (0-1), SV - Pena (1)
 DP-New York-0; Los Angeles-2. 2B-Jefferies, Hatcher, Dykstra.
 HR-Hernandez (1). SB-Gibson (1).
 Time-3:10. Attendance-55,780.

**GAME 3
SATURDAY, OCTOBER 8**

DODGERS	0 2 1	0 0 0	0 1 0	—	4 7 2
METS	0 0 1	0 0 2	0 5 X	—	8 9 2

WP - Myers (2-0), LP - Pena (0-1), SV - None
 E-Hernandez, Gibson, Hamilton, McDowell. DP-Los Angeles-1,
 New York-0. 2B-Strawberry, Backman. SB-Sax (2), Shelby (1),
 Johnson (1).
 Time-3:44. Attendance-44,672.

**GAME 4
SUNDAY, OCTOBER 9**

DODGERS	2 0 0	0 0 0	0 0 2	0 0 1	—	5 7 1
METS	0 0 0	3 0 1	0 0 0	0 0 0	—	4 10 2

WP - Pena (1-1), LP - McDowell (0-1), SV - Hershiser (1)
 E-Hatcher, Elster-2. DP-Los Angeles-1; New York-1.
 2B-McReynolds. 3B-Carter. HR-Strawberry (1), McReynolds (1),
 Scioscia (1), Gibson (1). SB-Sax-3 (5), Shelby (2), McReynolds (1).
 S-Griffin.
 Time-4:29. Attendance-54,014.

**GAME 5
MONDAY, OCTOBER 10**

DODGERS	0 0 0	3 3 0	0 0 1	—	7 12 0
METS	0 0 0	0 3 0	0 1 0	—	4 9 1

WP - Belcher (2-0), LP - Fernandez (0-1), SV - Holton (1)
 E-Johnson. 2B-Dempsey-2, Griffin, Marshall, Dykstra.
 3B-Marshall. HR-Gibson (1), Dykstra (1). SB-Gibson (1).
 Time-3:07. Attendance-52,069.

**GAME 6
TUESDAY, OCTOBER 11**

METS	1 0 1	0 2 1	0 0 0	—	5 11 0
DODGERS	0 0 0	0 1 0	0 0 0	—	1 5 2

WP - Cone (1-1), LP - Leary (0-1), SV - None
 E-Hatcher, Hamilton. DP-New York-0; Los Angeles-2. 2B-Elster,
 Dykstra, McReynolds. HR-McReynolds (1). SB-Backman (1),
 Hernandez (1), McReynolds (2). S-Cone, Backman.
 SF-McReynolds.
 Time-3:16. Attendance-55,885.

**GAME 7
WEDNESDAY, OCTOBER 12**

METS	0 0 0	0 0 0	0 0 0	—	0 5 2
DODGERS	1 5 0	0 0 0	0 0 X	—	6 10 0

WP - Hershiser (1-0), Darling (0-1), SV - None
 E-Jefferies, Backman. DP-New York-1; Los Angeles-1.
 2B-Hatcher, Jefferies. SB-Mazzilli (1). SF-Gibson, Shelby.
 Time-2:51. Attendance-55,693.

BEST POSTSEASON RECORDS

TEAM	PCT	GAMES	RECORD	YEARS
Florida Marlins	.667	33	22-11	2
New York Yankees	.586	397	232-164	51
NEW YORK METS	.573	89	51-38	9
Baltimore Orioles	.551	98	54-44	13
Boston Red Sox	.543	189	102-86	24

1999 DIVISION SERIES



ARIZONA DIAMONDBACKS vs. NEW YORK METS

METS WON SERIES, 3-1



The Mets returned to the postseason for the first time since 1988 and defeated Arizona in the NLDS in four games.

John Olerud and Edgardo Alfonzo each touched up Randy Johnson for home runs as the Mets built a 4-1 lead in Game 1. The Diamondbacks tied the contest in the sixth, but Alfonzo walloped his second home run of the night, a grand slam, in the ninth to lift New York to an 8-4 win.

Arizona captured Game 2, 7-1, behind Steve Finley's five RBI to even the series.

Back in New York and with Mike Piazza on the bench for Game 3 with a bad thumb, the Mets scored six times in the sixth to beat the D-Backs, 9-2. Olerud recorded three RBI, while Darryl Hamilton collected two RBI.

In the fourth game, in front of 56,177 fans at Shea, the Mets trailed, 3-2, but Roger Cedeño tied the game in the eighth with a sacrifice fly. In the 10th, back-up catcher Todd Pratt ended the series and sent the Mets to the NLCS with a solo walk-off home run off Matt Mantei that landed just out of the reach of Finley. Longtime Met John Franco earned his first postseason victory.



Todd Pratt hit a 10th inning, walk-off, series-ending home run in Game 4 vs. Arizona in the 1999 National League Division Series in a 4-3 win.



Al Leiter spun a two-hit shutout in the Wild Card tie-breaker game at Cincinnati that sent the Mets to the NLDS.

NY		SERIES STATISTICS										A
PLAYER	AVG	G	AB	H	2B	3B	HR	RBI				
Agbayani, of	.300	4	10	3	1	0	0	1				
Alfonzo, 2b	.250	4	16	4	1	0	3	6				
Bonilla, ph	.000	2	1	0	0	0	0	0				
Cedeño, of	.286	4	7	2	0	0	0	2				
Dunston, ph	.167	4	6	1	0	0	0	0				
Franco, M, ph	.000	1	0	0	0	0	0	0				
Hamilton, of	.125	4	8	1	0	0	0	2				
Henderson, of	.400	4	15	6	0	0	0	1				
Leiter, p	.000	1	3	0	0	0	0	0				
Mora, ph	.000	3	1	0	0	0	0	0				
Olerud, 1b	.438	4	16	7	0	0	1	6				
Ordonez, ss	.286	4	14	4	1	0	0	2				
Piazza, c	.222	2	9	2	0	0	0	0				
Pratt, c	.125	3	8	1	0	0	1	1				
Reed, p	.000	1	1	0	0	0	0	0				
Rogers, p	.000	1	2	0	0	0	0	0				
Ventura, 3b	.214	4	14	3	2	0	0	1				
Wendell, p	.000	2	1	0	0	0	0	0				
Yoshii, p	.000	1	2	0	0	0	0	0				
TOTALS	.254		134	34	5	0	5	22				

PITCHER	W-L	ERA	G	SV	IP	ER	SO
Benitez	0-0	0.00	2	0	2.1	0	2
Cook	0-0	0.00	1	0	1.2	0	1
Dotel	0-0	54.00	1	0	0.1	2	0
Franco, J	1-0	0.00	3	0	3.2	0	2
Hershiser	0-0	0.00	1	0	1.0	0	1
Leiter	0-0	3.52	1	0	7.2	3	4
Mahomes	0-0	5.40	1	0	1.2	1	1
Reed	1-0	3.00	1	0	6.0	2	2
Rogers	0-1	8.31	1	0	4.1	4	6
Wendell	1-0	0.00	2	0	2.0	0	0
Yoshii	0-0	6.75	1	0	5.1	4	3
TOTALS	3-1	4.00		0	36.0	16	22

**GAME 1
TUESDAY, OCTOBER 5**

METS	1	0	2	1	0	0	0	4	—	8	10	0
D-BACKS	0	0	1	0	2	0	0	0	—	4	7	0

WP - Wendell (1-0), LP - Johnson (0-1), SV - None
 DP-New York-2; Arizona-0. 2B-Ventura, Gonzalez, Johnson.
 3B-Womack. HR-Alfonzo-2 (2). Olerud (1), Durazo (1), Gonzalez (1).
 SB-Henderson-2 (2). S-Ordonez. SF-Bell.
 Time-2:53. Attendance-49,584.

**GAME 2
WEDNESDAY, OCTOBER 6**

METS	0	0	1	0	0	0	0	0	—	1	5	0
D-BACKS	0	0	3	0	2	0	2	0	—	7	9	1

WP - Stottlemire (1-0), LP - Rogers (0-1), SV - None
 E-Bell. DP-New York-1; Arizona-1. 2B-Ordonez, Colbrunn, Finley,
 Williams. SB-Henderson-3 (5), Ordonez (1).
 Time-3:13. Attendance-49,328.

**GAME 3
FRIDAY, OCTOBER 8**

D-BACKS	0	0	0	0	2	0	0	0	—	2	5	3
METS	0	1	2	0	0	6	0	0	—	9	11	0

WP - Reed (1-0), LP - Daal (0-1), SV - None
 E-Fox, Daal, Womack. DP-Arizona-1; New York-1. 2B-Stinnett,
 Alfonzo. HR-Ward (1). SB-Henderson (6), Cedeño (1). S-Reed,
 Ordonez.
 Time-3:05. Attendance-56,180.

**GAME 4
SATURDAY, OCTOBER 9**

D-BACKS	0	0	0	0	1	0	0	2	0	0	—	3	5	1
METS	0	0	0	0	1	0	1	0	1	0	—	4	8	0

WP - Franco (1-0), LP - Mantei (0-1), SV - None
 E-Womack. DP-Arizona-1; New York-0. 2B-Bell, Ventura,
 Agbayani. HR-Colbrunn (1); Alfonzo (3); Pratt (1). S-Mora.
 SF-Cedeño.
 Time-3:23. Attendance-56,177.



Mike Piazza celebrates advancing to the NLCS after the Mets toppled the Diamondbacks, 4-3, in the NLDS at Shea.

1999 LEAGUE CHAMPIONSHIP SERIES



ATLANTA BRAVES vs. NEW YORK METS METS LOST SERIES, 4-2



Atlanta outlasted New York in a dramatic six-game series.

Gerald Williams had an RBI single to break a 1-1 tie in the bottom of the fifth inning as the Braves went on to a 4-2 victory in Game 1.

The Mets returned to Shea in a 0-2 hole after losing, 4-3, in Game 2. Brian Jordan and Eddie Perez each hit a two-run home run off Kenny Rogers in the sixth inning to erase a 2-0 Mets lead.

In Game 3, two Mets errors in the first inning allowed Atlanta to score the only run of the game in a 1-0 loss.

Trailing 2-1 in the eighth, four outs from having their season end, New York responded in Game 4. John Olerud, who had hit a solo home run in the sixth, singled to centerfield in the eighth which plated two runs to give the Mets a 3-2 victory.

Game 5 was a classic. A 15-inning, five-hour and 46-minute marathon was played in driving rain. The Mets led 2-0 in the first inning on a two-run home run by Olerud, but the Braves tied the game in the fourth. Seven New York relievers combined to hold Atlanta scoreless entering the 15th. The Braves took a 3-2 lead in the 15th when Keith Lockhart's triple off Octavio Dotel scored Walt Weiss. Shawon Dunston singled to center after a 12-pitch at-bat to lead off the 15th for the Mets. Matt Franco walked and Alfonzo sacrificed the runners over. Olerud was walked intentionally to load the bases. Todd Pratt walked to force home Dunston with the tying run. Robin Ventura then cracked a "grand slam single" as the Shea crowd exploded. As Robin rounded first base his teammates mobbed him, never allowing him to finish his trot around the bases, and thus officially settling for a single.

Trailing 5-0 after the first inning, the Mets battled back in Game 6. Darryl Hamilton would add a two-run single in the sixth and Mike Piazza crushed a two-run home run in the seventh inning to tie the game, 7-7. New York led 8-7 in the eighth and 9-8 in the 10th, but could not hold on. Rogers walked Andruw Jones with the bases loaded in the 11th to end the series.

M		SERIES STATISTICS										A	
PLAYER	AVG	G	AB	H	2B	3B	HR	RBI					
Agbayani, of	.143	4	7	1	0	0	0	0					
Alfonzo, 2b	.222	6	27	6	4	0	0	1					
Bonilla, ph	.333	3	3	1	0	0	0	0					
Cedeno, of	.500	5	12	6	1	0	0	1					
Dunston, ph	.143	5	7	1	0	0	0	0					
Franco, M, ph	.500	5	2	1	1	0	0	0					
Hamilton, of	.353	5	17	6	1	0	0	2					
Henderson, of	.174	6	23	4	1	0	0	1					
Hershiser, p	.000	2	1	0	0	0	0	0					
Leiter, p	.000	2	2	0	0	0	0	0					
Mahomes, p	.000	3	2	0	0	0	0	0					
Mora, ph	.429	6	14	6	0	0	1	2					
Olerud, 1b	.296	6	27	8	0	0	2	6					
Ordonez, ss	.042	6	24	1	0	0	0	0					
Piazza, c	.167	6	24	4	0	0	1	4					
Pratt, ph	.500	4	2	1	0	0	0	3					
Reed, p	.000	1	2	0	0	0	0	0					
Rogers, p	.000	3	1	0	0	0	0	0					
Ventura, 3b	.120	6	25	3	1	0	0	1					
Yoshii, p	.000	2	3	0	0	0	0	0					
TOTALS	.218	225	49	9	0	4	21						

PITCHER	W-L	ERA	G	SV	IP	ER	SO
Benitez	0-0	1.35	5	1	6.2	1	9
Cook	0-0	0.00	3	0	1.1	0	1
Dotel	1-0	3.00	1	0	3.0	1	5
Franco, J.	0-0	3.38	3	0	2.2	1	3
Hershiser	0-0	0.00	2	0	4.1	0	5
Leiter	0-1	6.43	2	0	7.0	5	5
Mahomes	0-0	1.42	3	0	6.1	1	3
Reed	0-0	2.57	1	0	7.0	2	5
Rogers	0-2	5.87	3	0	7.2	5	2
Wendell	1-0	4.76	5	0	5.2	3	5
Yoshii	0-1	4.70	2	0	7.2	4	4
TOTALS	2-4	3.49	1	59.1	23	47	

BEST POSTSEASON ERA

TEAM	GAMES	ERA
Orioles/Browns	98	2.69
Athletics (Oakland & Philadelphia)	159	2.98
Expos/Nationals	29	3.14
METS	89	3.15
White Sox	55	3.20



Robin Ventura waves to the Shea faithful after his "grand slam single" won Game 5 of the 1999 NLCS.

**GAME 5
SUNDAY, OCTOBER 17**

BRAVES	0 0 0	2 0 0	0 0 0	0 0 0	0 0 0	0 0 1	—	3	13	2
METS	2 0 0	0 0 0	0 0 0	0 0 0	0 0 2	—	4	11	1	

WP - Dotel (1-0), LP - McGlinchy (0-1), SV - None

E-Klesko-2, Olerud. DP-Atlanta-2; New York-2. 2B-Perez, Boone, C. Jones-2, Williams, Weiss, Hamilton. 3B-Lockhart. HR-Olerud (2). SB-Agbayani (1), Dunston (1), Nixon (1), Battle (1), Weiss (2). S-A. Jones, Alfonso.

Time-5:46. Attendance-55,723.

**GAME 6
TUESDAY, OCTOBER 19**

METS	0 0 0	0 0 3	4 1 0	1 0	—	9	15	2
BRAVES	5 0 0	0 0 2	0 1 0	1 1	—	10	10	1

WP - Springer (1-0), LP - Rogers (0-2), SV - None

E-Piazza-2, Hunter. DP-New York-2; Atlanta-1. 2B-Alfonzo, Ventura, M. Franco, Henderson, Williams. HR-Piazza (1). SB-Henderson (1), Mora (2), Williams (3), Boone (2), CJones-2 (3), Hunter (1), Nixon (2). S-Ordoñez, E. Perez, Weiss, Boone. SF-Pratt, Piazza, Hunter.

Time-4:25. Attendance-52,335.

**GAME 1
TUESDAY, OCTOBER 12**

METS	0 0 0	1 0 0	0 0 1	—	2	6	2
BRAVES	1 0 0	0 1 1	0 1 X	—	4	8	2

WP - Maddux (1-0), LP - Yoshii (0-1), SV - Rocker (1)

E-Henderson, Olerud, Williams, C. Jones. DP-New York-1; Atlanta-0. 2B-Cedeño, Alfonso-2, Perez, Weiss. HR-Perez (1). SB-Williams (1), CJones (1), Weiss (1). S-Maddux, Perez.

Time-3:09. Attendance-44,172.

**GAME 2
WEDNESDAY, OCTOBER 13**

METS	0 1 0	0 1 0	0 1 0	—	3	5	1
BRAVES	0 0 0	0 0 4	0 0 X	—	4	9	1

WP - Millwood (1-0), Rogers (0-1), SV - Smoltz (1)

E-Alfonzo, C. Jones. DP-New York-2; Atlanta-0. 2B-Alfonzo. HR-Mora (1), Jordan (1), Perez (2). S-Rogers.

Time: 2:42. Attendance-44,624.

**GAME 3
FRIDAY, OCTOBER 15**

BRAVES	1 0 0	0 0 0	0 0 0	—	1	3	1
METS	0 0 0	0 0 0	0 0 0	—	0	7	2

WP - Glavine (1-0), LP - Leiter (0-1), SV - Rocker (2)

E-Weiss, Leiter, Piazza. DP-Atlanta-1; New York-2. SB-Williams (2), Boone (1). S-Glavine.

Time-3:04. Attendance-55,911.

**GAME 4
SATURDAY, OCTOBER 16**

BRAVES	0 0 0	0 0 0	0 2 0	—	2	3	0
METS	0 0 0	0 0 1	0 2 X	—	3	5	0

WP - Wendell (1-0), LP - Remlinger (0-1), SV - Benitez (1)

DP-Atlanta-0; New York-0. HR-Jordan (2), Klesko (1), Olerud (1). SB-Cedeño-2 (2), Mora (1).

Time-2:20. Attendance-55,872.



Edgaro Alfonzo had four of his six hits in the series go for extra bases.

2000 DIVISION SERIES



SAN FRANCISCO GIANTS vs. NEW YORK METS

METS WON SERIES, 3-1



For the first time in franchise history, the Mets qualified for the postseason in consecutive years. New York met the team that abandoned the city in 1958, the San Francisco Giants.

In Game 1, the Giants scored four times in the third inning to break a 1-1 tie and won, 5-1.

Timo Perez, subbing for an injured Derek Bell, collected three hits and two RBI in Game 2. The Mets took a three-run lead into the ninth, but J.T. Snow hit a three-run home run to tie the contest. Jay Payton's RBI single in the 10th gave New York a 5-4 lead and John Franco struck out Barry Bonds to end the game.



Bobby Jones pitches a one-hitter in Game 4 of the Division Series to send the Mets to the NLCS.

Back at Shea for Game 3, the Mets trailed 2-1 until Edgardo Alfonzo's two-out, RBI double in the eighth. Benny Agbayani crushed a solo walk-off home run in the 13th to lift New York to a 3-2 triumph.

Bobby J. Jones hurled baseball's first postseason complete-game, one-hit shutout in 33 years as the Mets advanced to the NLCS with a 4-0 win in Game 4. Jeff Kent collected the Giants' only hit, a double in the fifth inning. Robin Ventura got the Mets on the board with a two-run home run in the first.

SERIES STATISTICS

PLAYER	AVG.	G	AB	H	2B	3B	HR	RBI
Abbott, ss	.000	1	2	0	0	0	0	0
Agbayani, of	.333	4	15	5	1	0	1	1
Alfonzo, 2b	.278	4	18	5	2	0	1	5
Bell, of	.000	1	1	0	0	0	0	0
Bordick, ss	.167	4	12	2	0	0	0	0
Hamilton, of	.500	3	4	2	1	0	0	0
Hampton, p	.500	1	2	1	0	0	0	0
Harris, ph	.000	2	2	0	0	0	0	0
McEwing, ph	1.000	4	1	1	0	0	0	0
Payton, of	.176	4	17	3	0	0	0	2
Perez, of	.294	4	17	5	1	0	0	3
Piazza, c	.214	4	14	3	1	0	0	0
Pratt, c	.000	1	1	0	0	0	0	0
Trammell, of	.000	0	0	0	0	0	0	0
Ventura, 3b	.143	4	14	2	0	0	1	2
Zeile, 1b	.071	4	14	1	1	0	0	0
TOTALS	.210		143	30	7	0	3	13

PITCHER	W-L	ERA	G	SV	IP	ER	SO
Benitez	1-0	6.00	2	0	3.0	2	3
Cook	0-0	0.00	2	0	1.1	0	1
Franco	0-0	0.00	2	1	2.0	0	2
Hampton	0-1	8.44	1	0	5.1	5	2
Jones	1-0	0.00	1	0	9.0	0	5
Leiter	0-0	2.25	1	0	8.0	2	6
Reed	0-0	3.00	1	0	6.0	2	6
Rusch	0-0	0.00	1	0	0.2	0	2
Wendell	0-0	0.00	2	0	2.0	0	5
White	1-0	0.00	2	0	2.2	0	4
TOTALS	3-1	2.48		1	40.0	11	36



Robin Ventura celebrates with Jay Payton and Timo Perez during the 2000 run to the World Series.

GAME 1
WEDNESDAY, OCTOBER 4

METS	0	0	1	0	0	0	0	0	0	0	—	1	5	0
GIANTS	1	0	4	0	0	0	0	0	0	0	—	5	10	0

WP - Hernandez (1-0), LP - Hampton (0-1), SV - None
 2B-Zeile, Mueller, Aurilia. 3B-Bonds. HR-Burks (1). SB-Bonds (1).
 SF-Payton.
 Time-3:06. Attendance-40,430.

GAME 2
THURSDAY, OCTOBER 5

METS	0	2	0	0	0	0	2	1	—	5	10	0
GIANTS	0	1	0	0	0	0	3	0	—	4	8	0

WP - Benitez (1-0), LP - Rodriguez (0-1), SV - Franco (1)
 DP-New York-1; San Francisco-2. 2B-Piazza, Hamilton, Bonds,
 Burks. HR-Snow (1), Alfonzo (1), SB-Kent (1). S-Benard.
 Time-3:41. Attendance-40,430.

GAME 3
SATURDAY, OCTOBER 7

GIANTS	0	0	2	0	0	0	0	0	0	0	—	2	11	0
METS	0	0	0	0	1	0	1	0	0	0	—	3	9	0

WP - White (1-0), LP - Fultz (0-1), SV - None
 DP-New York-0; San Francisco-2. 2B-Mueller, Alfonzo. HR-
 Agbayani (1). SB-Payton (1), Harris (1), S-Mueller.
 Time-5:22. Attendance-56,270.

GAME 4
SUNDAY, OCTOBER 8

GIANTS	0	0	0	0	0	0	0	—	0	1	1
METS	2	0	0	2	0	0	X	—	4	6	0

WP - Jones (1-0), LP - Gardner (0-1), SV - None
 E-Aurilia. 2B-Kent, Perez, Alfonzo, Agbayani. HR-Ventura (1). SB-
 Perez (1).
 Time-2:48. Attendance-56,245.



Benny Agbayani celebrates after crushing a walk-off home run in the 13th inning in Game 3 of the NLDS at Shea.

2000 LEAGUE CHAMPIONSHIP SERIES



ST. LOUIS CARDINALS vs. NEW YORK METS

METS WON SERIES, 4-1



New York defeated its longtime nemesis, the St. Louis Cardinals, in five games to advance to its first World Series since 1986.

In Game 1, Mike Piazza had an RBI double as the Mets jumped on top 2-0 in the first inning. Jay Payton and Todd Zeile cracked home runs in the top of the ninth to give New York some breathing room in a 6-2 victory.

In Game 2, the Mets never trailed, but let leads of 2-0, 3-1, and 5-3 vanish before Payton's ninth-inning RBI single gave New York a 6-5 win.

The Cardinals ruined the Mets return to Shea scoring five runs in the first four innings en route to an 8-2 win in Game 3.

New York set a postseason record with five doubles in one inning (first) and scored seven runs in the first two innings in a 10-6 victory. Robin Ventura had three RBI, while Piazza, Todd Zeile and Benny Agbayani each chipped in with two RBI.

Mike Hampton closed out the NLCS and picked up his second win of the series with a complete-game, three-hit, 7-0 shutout in Game 5. Edgardo Alfonzo singled home Timo Perez in the first inning to set a new club record with 16 career postseason RBI. Ventura would add an RBI single later in the inning. Zeile's bases-loaded, bases-clearing double in the fourth put the game away. Rick Wilkins flew out to Perez in centerfield for the final out.

Hampton was named the NLCS MVP for his efforts. He finished with 16.0 scoreless innings, surrendering nine hits with 12 strikeouts. Zeile finished the NLCS hitting .368 (7-19) with eight RBI and Perez tied an NLCS record by scoring eight runs.

METS		SERIES STATISTICS										ST. LOUIS
PLAYER	AVG.	G	AB	H	2B	3B	HR	RBI				
Abbott, ss	.000	2	3	0	0	0	0	0				
Agbayani, of	.353	5	17	6	2	0	0	3				
Alfonzo, 2b	.444	5	18	8	1	1	0	4				
Bordick, ss	.077	5	13	1	0	0	0	0				
Franco, M, ph	.000	2	3	0	0	0	0	0				
Hamilton, of	.000	3	2	0	0	0	0	0				
Hampton, p	.167	2	6	1	0	0	0	0				
Harris, ph	.000	2	1	0	0	0	0	0				
Jones, p	.000	1	2	0	0	0	0	0				
Leiter, p	.000	1	3	0	0	0	0	0				
McEwing, ph	.000	4	0	0	0	0	0	0				
Payton, of	.158	5	19	3	0	0	1	3				
Perez, of	.304	5	23	7	2	0	0	0				
Piazza, c	.412	5	17	7	3	0	2	4				
Pratt, c	.000	0	0	0	0	0	0	0				
Reed, p	.000	1	1	0	0	0	0	0				
Trammell, of	.000	3	3	0	0	0	0	0				
Ventura, 3b	.214	5	14	3	1	0	0	5				
Zeile, 1b	.368	5	19	7	3	0	1	8				
TOTALS	.262	262	164	43	12	1	4	27				

PITCHER	W-L	ERA	G	SV	IP	ER	SO
Benitez	0-0	0.00	3	1	3.0	0	2
Cook	0-0	0.00	1	0	1.0	0	2
Franco, J.	0-0	6.75	3	0	2.2	2	2
Hampton	2-0	0.00	2	0	16.0	0	12
Jones	0-0	13.50	1	0	4.0	6	2
Leiter	0-0	3.86	1	0	7.0	3	9
Reed	0-1	10.80	1	0	3.1	4	4
Rusch	1-0	0.00	2	0	3.2	0	3
Wendell	1-0	0.00	2	0	1.1	0	2
White	0-0	9.00	1	0	3.0	3	1
TOTALS	4-1	3.60	1	45.0	18	39	



Mike Hampton celebrates after hurling a three-hitter to beat St. Louis, 7-0 in Game 5 of the 2000 NLCS to send the Mets to their first World Series since 1986.



Long-time Met John Franco takes part in the festivities after the Mets clinched a berth to their fourth World Series.

GAME 1
WEDNESDAY, OCTOBER 11

METS	2 0 0	0 1 0	0 0 3	—	6 8 3
CARDINALS	0 0 0	0 0 0	0 0 2	—	2 9 0

WP - Hampton (1-0), Kile (0-1), SV - None
 E-Perez, Agbayani, Abbott. DP-New York-0; St. Louis-1; 2B-Perez, Piazza, Clark, Lankford. HR-Payton (1), Zeile (1). SF-Ventura.
 Time-3:08. Attendance-52,255.

GAME 2
THURSDAY, OCTOBER 12

METS	2 0 1	0 0 0	0 2 1	—	6 9 0
CARDINALS	0 1 0	0 2 0	0 2 0	—	5 10 3

WP - Wendell (1-0), LP - Timlin (0-1), SV - Benitez (1)
 E-Vina, Edmonds, Clark. 2B-Zeile, Agbayani, Renteria, Tatis, Clark, Dunston, Drew. 3B-Alfonzo. HR-Piazza (1). SB-Renteria-3 (3). S-Agbayani, Dunston. SF-Zeile.
 Time-3:59. Attendance-52,250.

GAME 3
SATURDAY, OCTOBER 14

CARDINALS	2 0 2	1 3 0	0 0 0	—	8 14 0
METS	1 0 0	1 0 0	0 0 0	—	2 7 1

WP - An. Benes (1-0), LP - Reed (0-1), SV - None
 E-Ventura. DP-St. Louis-2; New York-0. 2B-Edmonds, Tatis. SF-Tatis.
 Time-3:23. Attendance-55,693.

GAME 4
SUNDAY, OCTOBER 15

CARDINALS	2 0 0	1 3 0	0 0 0	—	6 11 2
METS	4 3 0	1 0 2	0 0 X	—	10 9 0

WP - Rusch (1-0), LP - Kile (0-2), SV - None
 E-Tatis-2. DP-St. Louis-0; New York-1. 2B-Vina, Davis, Perez, Alfonzo, Piazza, Ventura, Zeile, Agbayani. HR-Piazza (2), Clark (1), Edmonds (1). SB-Perez (1). S-Renteria, Rusch. SF-Renteria, Ventura.
 Time-3:14. Attendance-55,665.

GAME 5
MONDAY, OCTOBER 16

CARDINALS	0 0 0	0 0 0	0 0 0	—	0 3 2
METS	3 0 0	3 0 0	1 0 X	—	7 10 0

WP - Hampton (2-0), LP - Hentgen (0-1), SV - None
 E-Clark, Hernandez. 2B-Piazza, Zeile. SB-Perez (2). S-Hampton.
 Time-3:17. Attendance-55,695.



Mike Piazza, Al Leiter and Armando Benitez celebrate advancing to the World Series.

2000 WORLD SERIES




NEW YORK YANKEES vs. NEW YORK METS METS LOST SERIES, 4-1



The Fall Classic was billed as the City's first Subway Series since 1956, as the Mets faced the New York Yankees.

In Game 1, the Yankees jumped out to a 2-0 lead, but the Mets scored three times in the sixth on a two-run single by Bubba Trammell and an RBI single by Edgardo Alfonzo. The Yankees tied the game in the bottom of the ninth on a sacrifice fly by Chuck Knoblauch and won the game in the 12th on a two-out, bases loaded single by Jose Vizcaino.

Roger Clemens fired 8.0 shutout innings as the Mets fell, 6-5 in Game 2. The Mets scored five times in the ninth on a two-run home run by Piazza and a three-run shot by Jay Payton.



Mike Piazza celebrates after the Mets' 4-2 Game 3 victory at Shea Stadium.

SERIES STATISTICS

PLAYER	AVG.	G	AB	H	2B	3B	HR	RBI
Abbott, ss	.250	5	8	2	1	0	0	0
Agbayani, of	.278	5	18	5	2	0	0	2
Alfonzo, 2b	.143	5	21	3	0	0	0	1
Bordick, ss	.125	4	8	1	0	0	0	0
Franco, M.	.000	1	1	0	0	0	0	0
Hamilton, of	.000	4	3	0	0	0	0	0
Harris, ph	.000	3	4	0	0	0	0	0
Jones, p	.000	1	2	0	0	0	0	0
Leiter, p	.000	2	2	0	0	0	0	0
McEwing, ph	.000	3	1	0	0	0	0	0
Payton, of	.333	5	21	7	0	0	1	3
Perez, of	.125	5	16	2	0	0	0	0
Piazza, c	.273	5	22	6	2	0	2	4
Pratt, c	.000	1	2	0	0	0	0	0
Reed, p	1.000	1	1	1	0	0	0	0
Trammell, of	.400	4	5	2	0	0	0	3
Ventura, 3b	.150	5	20	3	1	0	1	1
Zeile, 1b	.400	5	20	8	2	0	0	1
TOTAL	.229	175	40	8	0	4	15	

PITCHER	W-L	ERA	G	SV	IP	ER	SO
Benitez	0-0	3.00	3	1	3.0	1	2
Cook	0-0	0.00	3	0	0.2	0	1
Franco, J	1-0	0.00	4	0	3.1	0	1
Hampton	0-1	6.00	1	0	6.0	4	4
Jones	0-1	5.40	1	0	5.0	3	3
Leiter	0-1	2.87	2	0	15.2	5	16
Reed	0-0	3.00	1	0	6.0	2	8
Rusch	0-0	2.25	3	0	4.0	1	2
Wendell	0-1	5.39	2	0	1.2	1	2
White	0-0	6.77	1	0	1.1	1	1
TOTAL	1-4	3.47	1	1	46.2	18	40

The World Series returned to Shea for the first time since 1986 and the Mets responded with a 4-2 victory in Game 3. Benny Agbayani laced an RBI double in the eighth to snap a 2-2 tie. John Franco earned the win after starter Rick Reed hurled 6.0 innings.

The Bronx Bombers scored single runs in the first three innings and hung on to beat the Mets, 3-2, in Game 4. Piazza's two-run home run put the Mets on the board in the third.

The Yankees topped the Mets, 4-2, in Game 5 to win their third straight World Series. Al Leiter fired 8.2 brilliant innings, before Luis Sojo's ninth inning, two-out, RBI single to centerfield broke a 2-2 tie. Derek Jeter was named the Series MVP.



The Mets and Yankees met in the first Subway Series since 1956. Here the two teams line-up for the national anthem before Game 3 of the 2000 World Series.

GAME 1
SATURDAY, OCTOBER 21

METS	000	000	300	000	—	3	10	0
YANKEES	000	002	001	001	—	4	12	0

WP - Stanton (1-0), LP - Wendell (0-1), SV - None
 DP-Mets-1, Yankees-0. 2B-Zeile, Agbayani, Abbott, Justice, Posada. S-Bordick. SF-Knoblach.
 Time-4:51. Attendance-55,913

GAME 2
SUNDAY, OCTOBER 22

METS	000	000	005	—	5	7	3
YANKEES	210	010	11X	—	6	12	1

WP - Clemens (1-0), LP - Hampton (0-1), SV - None
 E-Perez, Payton, Bordick, Clemens. 2B-Jeter-2, Martinez, O'Neill. HR-Payton (1), Piazza (1), Brosius (1). SF-Brosius.
 Time-3:30. Attendance-56,059.

GAME 3
TUESDAY, OCTOBER 24

YANKEES	001	100	000	—	2	8	0
METS	010	001	02X	—	4	9	0

WP - Franco (1-0), LP - Hernandez (0-1), SV - Benitez (1)
 DP-Yankees-0; Mets-1. 2B-Justice, O'Neill, Piazza, Ventura, Zeile, Agbayani. 3B-O'Neill. HR-Ventura (1). S-Hernandez, Reed. SF-Trammell.
 Time-3:39. Attendance-55,299.

GAME 4
WEDNESDAY, OCTOBER 25

YANKEES	111	000	000	—	3	8	0
METS	002	000	000	—	2	6	1

WP - Nelson (1-0), LP - Jones (0-1), SV - Rivera (1)
 E-Trammell. DP-Yankees-1, Mets-1. 3B-Jeter, O'Neill. HR-Piazza (2), Jeter (1). SB-Sojo (1). SF-Brosius.
 Time-3:20. Attendance-55,290.

GAME 5
THURSDAY, OCTOBER 26

YANKEES	010	001	002	—	4	7	1
METS	020	000	000	—	2	8	1

WP - Stanton (2-0), LP - Leiter (0-1), SV - Rivera (2)
 E-Pettitte, Payton. 2B-Piazza. HR-Williams (1), Jeter (2). S-Leiter.
 Time-3:32. Attendance-55,292.



2006 DIVISION SERIES



LOS ANGELES DODGERS vs. NEW YORK METS METS WON SERIES, 3-0



New York swept the Dodgers, three games to none, to advance to the NLCS.

The Mets won Game 1, 6-5, as Carlos Delgado went 4-5 with two RBI and David Wright chipped in three RBI. Delgado became the fifth player in major league history to have four or more hits with at least one home run in his first career postseason game. Delgado also tied the team record with four hits in a playoff game.

In the second inning, Russell Martin singled to right, Shawn Green retrieved the ball and threw it to Jose Valentin, whose relay throw to Paul Lo Duca nailed Jeff Kent at the plate. Lo Duca then turned around and tagged out J.D. Drew trying to score.



Carlos Delgado batted .429 (6-14) with a home run and two RBI in the Mets' sweep of the Dodgers in the NLDS.

M		SERIES STATISTICS										LA	
PLAYER	AVG.	G	AB	H	2B	3B	HR	RBI					
Beltran, of	.222	3	9	2	0	0	0	1					
Chavez, of	.375	3	8	3	0	0	0	0					
Delgado, 1b	.429	3	14	6	0	0	1	2					
Floyd, of	.444	3	9	4	0	0	1	2					
Franco, ph	.000	2	2	0	0	0	0	1					
Glavine, p	.000	1	1	0	0	0	0	0					
Green, of	.333	2	9	3	2	0	0	2					
Lo Duca, c	.455	3	11	5	1	0	0	3					
Maine, p	.000	1	1	0	0	0	0	0					
Mota, p	.000	2	1	0	0	0	0	0					
Reyes, ss	.167	3	12	2	0	0	0	3					
Trachsel, p	.000	1	2	0	0	0	0	0					
Tucker, ph	.000	2	1	0	0	0	0	0					
Valentin, 2b	.000	3	9	0	0	0	0	0					
Woodward, ph	1.000	1	1	1	1	0	0	0					
Wright, 3b	.333	3	12	4	2	0	0	4					
TOTAL	.294	102	30	6	0	2	18						

PITCHER	W-L	ERA	G	SV	IP	ER	SO
Bradford	0-0	0.00	2	0	0.1	0	0
Feliciano	1-0	0.00	3	0	1.2	0	2
Glavine	1-0	0.00	1	0	6.0	0	2
Heilman	0-0	3.00	3	0	3.0	1	1
Maine	0-0	2.08	1	0	4.1	1	5
Mota	1-0	6.75	2	0	4.0	3	5
Oliver	0-0	20.25	1	0	1.1	3	0
Trachsel	0-0	5.40	1	0	3.1	2	2
Wagner	0-0	3.00	3	2	3.0	1	4
TOTAL	3-0	3.67	2	27.0	11	21	

Tom Glavine posted his 13th career postseason victory in New York's 4-1 win over the Dodgers in Game 2. Glavine fired 6.0 shutout innings. Billy Wagner notched his second save of the series with a 1-2-3 ninth inning.

The Mets completed the sweep with a 9-5 triumph at Los Angeles. The Mets grabbed a 3-0 first inning lead, but the Dodgers regained a 5-4 lead after five innings. New York regained the lead with consecutive RBI singles by Reyes, Lo Duca and Carlos Beltran in the sixth inning. Green had three hits and two RBI. He also caught the final out (Ramon Martinez) of the series.

Delgado finished the series with a .429 (6-14) batting average, while Lo Duca hit .455 (5-11) with a double and three RBI.

**GAME 1
WEDNESDAY, OCTOBER 4**

DODGERS	0	1	0	0	0	0	3	0	1	—	5	11	1
METS	0	0	0	2	0	2	2	0	X	—	6	9	1

WP - Mota (1-0), LP - Penny (0-1), SV - Wagner (1)
 E-Kent, Valentin. 2B-Anderson, Garciaparra, Betemit, Martinez, Wright-2. HR-Delgado (1), Floyd (1). SB-Furcal (1), Reyes (1).
 S-Lowe.
 Time-3:05. Attendance- 56,979.

**GAME 3
SATURDAY, OCTOBER 7**

METS	3	0	1	0	0	3	0	2	0	—	9	14	2
DODGERS	0	0	0	2	3	0	0	0	0	—	5	16	2

WP - Feliciano (1-0), LP - Broxton (0-1), SV - None
 E-Wright, Beltran, Loney, Betemit. 2B-Green-2, Woodward, Kent.
 HR-Kent (1).
 Time-3:51. Attendance-56,293.

**GAME 2
THURSDAY, OCTOBER 5**

DODGERS	0	0	0	0	0	0	1	0	—	1	5	1	
METS	0	0	1	0	1	2	0	0	X	—	4	7	0

WP - Glavine (1-0), LP - Kuo (0-1), SV - Wagner (2)
 E-Tomko. 2B-Lugo, Lo Duca. HR-Betemit (1). S-Glavine, Valentin.
 SF-Lo Duca.
 Time-2:57. Attendance-57,029.



Paul Lo Duca prepares to tag out J.D. Drew trying to score after already tagging out Jeff Kent on the same play in the second inning of Game 1 of the 2006 NLDS.

2006 LEAGUE CHAMPIONSHIP SERIES



ST. LOUIS CARDINALS vs. NEW YORK METS METS LOST SERIES, 4-3



The Cardinals defeated the Mets in a seven-game series. Tom Glavine, Guillermo Mota and Billy Wagner combined on a 2-0 shutout in Game 1. Carlos Beltran cracked a two-run home run in the sixth inning.

Carlos Delgado hit two home runs and drove in four runs in Game 2, but So Taguchi hit a solo home run off Wagner in the ninth inning that snapped a 6-6 tie to lift St. Louis to 9-6 victory.

St. Louis scored five runs off Steve Trachsel in the first two innings and Jeff Suppan hurled 8.0 shutout innings as the Cardinals defeated the Mets, 5-0 in Game 3.

Delgado delivered five RBI and Beltran crushed two home runs as New York evened the series at two games apiece with a 12-5 triumph in Game 4. Jose Valentin laced a bases-loaded, bases-clearing double in a six-run sixth inning. New York established club LCS records with four home runs and 12 runs scored. The 12 runs were also the most by the Mets in any playoff game.


St. Louis won Game 5, 4-2, behind home runs from Albert Pujols and Chris Duncan.

The Mets returned to Shea and captured Game 6, 4-2. José Reyes led off the game with a home run and Paul Lo Duca had a two-out, two-run single in the seventh inning. John Maine fired 5.1 scoreless innings to pick up the win.

New York fell, 3-1, in Game 7. Yadier Molina hit a two-run home run in the ninth inning off Aaron Heilman that snapped a 1-1 tie. David Wright had an RBI single in the first inning. Endy Chavez made one of the greatest postseason catches ever when he robbed Scott Rolen of a two-run home run in the sixth inning. Jeff Suppan was named the NLCS Most Valuable Player.

NYM		SERIES STATISTICS										STL	
PLAYER	AVG.	G	AB	H	2B	3B	HR	RBI					
Beltran, of	.296	7	27	8	1	0	3	4					
Chavez, of	.185	7	27	5	2	0	0	0					
Delgado, 1b	.304	7	23	7	3	0	3	9					
Floyd, ph	.000	3	3	0	0	0	0	0					
Franco, ph	.000	2	2	0	0	0	0	0					
Glavine, p	.000	2	4	0	0	0	0	0					
Green, of	.304	7	23	7	1	0	0	2					
Hernandez, ph	.000	2	1	0	0	0	0	0					
Lo Duca, c	.207	7	29	6	1	0	0	3					
Maine, p	.000	2	2	0	0	0	0	0					
Oliver, p	.000	1	2	0	0	0	0	0					
Perez, p	.000	2	5	0	0	0	0	0					
Reyes, ss	.281	7	32	9	1	1	1	2					
Tucker, ph	.400	6	5	2	0	0	0	0					
Valentin, 2b	.250	7	24	6	2	0	0	5					
Wright, 3b	.160	7	25	4	1	0	1	2					
TOTAL	.231	234	54	12	1	8	27						

PITCHER	W-L	ERA	G	SV	IP	ER	SO
Bradford	0-0	0.00	5	0	5.1	0	2
Feliciano	0-0	3.00	3	0	3.0	1	1
Glavine	1-1	2.45	2	0	11.0	3	4
Heilman	0-1	4.15	3	0	4.1	2	5
Hernandez	0-0	0.00	3	0	2.1	0	0
Maine	1-0	2.89	2	0	9.1	3	8
Mota	0-0	4.15	5	0	4.1	2	2
Oliver	0-0	0.00	1	0	6.0	0	3
Perez	1-0	4.63	2	0	11.2	6	7
Trachsel	0-1	45.00	1	0	1.0	5	1
Wagner	0-1	16.88	3	1	2.2	5	0
TOTAL	3-4	3.98	1	61.0	27	33	



Billy Wagner closes out Game 1 of the NLCS vs. St. Louis.

GAME 1
THURSDAY, OCTOBER 12

CARDINALS	0 0 0	0 0 0	0 0 0	—	0 4 0
METS	0 0 0	0 0 2	0 0 X	—	2 6 0

WP - Glavine (1-0), LP - Weaver (0-1), SV - Wagner (1)

2B-Delgado-2. HR-Beltran (1). SB-Green.

Time-2:52. Attendance-56,311.

GAME 2
FRIDAY, OCTOBER 13

CARDINALS	0 2 2	0 0 0	2 0 3	—	9 10 1
METS	3 1 0	0 1 1	0 0 0	—	6 9 2

WP - Kinney (1-0), LP - Wagner (0-1), SV - None

E-Belliard, Delgado, Lo Duca. 2B-Molina, Pujols, Spiezio, Reyes, Chavez, Lo Duca. HR-Edmonds (1), Taguchi (1), Delgado-2 (2). SB-Eckstein. S-Lo Duca, Maine.

Time-3:58. Attendance-56,349.

GAME 3
SATURDAY, OCTOBER 14

METS	0 0 0	0 0 0	0 0 0	—	0 3 0
CARDINALS	2 3 0	0 0 0	0 0 X	—	5 8 0

WP - Suppan (1-0), LP - Trachsel (0-1), SV - None

3B-Reyes, Spiezio. HR-Suppan (1). SB-Beltran. S-Suppan-2.

Time-2:53. Attendance-47,053.

GAME 4
SUNDAY, OCTOBER 15

METS	0 0 2	0 3 6	1 0 0	—	12 14 1
CARDINALS	0 1 1	0 1 2	0 0 0	—	5 11 1

WP - Perez (1-0), LP - Thompson (0-1), SV - None

E-Delgado, Belliard. 2B-Delgado, Valentin. 3B-Encarnacion. HR-Beltran-2 (3), Delgado (3), Wright (1), Eckstein (1), Edmonds (2), Molina (1). SB-Belliard.

Time-3:31. Attendance- 46,600.

GAME 5
TUESDAY, OCTOBER 17

METS	0 0 0	2 0 0	0 0 0	—	2 8 0
CARDINALS	0 0 0	2 1 1	0 0 X	—	4 10 0

WP - Weaver (1-1), LP - Glavine (1-1), SV - Wainwright (1)

2B-Chavez, Valentin, Wright, Wilson, Green. 3B-Miles. HR-Pujols (1), Duncan (1). SB-Eckstein.

Time-3:26. Attendance-46,496.

GAME 6
WEDNESDAY, OCTOBER 18

CARDINALS	0 0 0	0 0 0	0 0 2	—	2 7 1
METS	1 0 0	1 0 0	2 0 X	—	4 10 0

WP - Maine (1-0), LP - Carpenter (0-1), SV - None

E-Rolen. 2B-Rolen, Taguchi. HR-Reyes (1). SB-Eckstein, Reyes, Tucker.

Time-2:56. Attendance-56,334.

GAME 7
THURSDAY, OCTOBER 19

CARDINALS	0 1 0	0 0 0	0 0 2	—	3 6 1
METS	1 0 0	0 0 0	0 0 0	—	1 4 1

WP - Flores (1-0), LP - Heilman (0-1), SV - Wainwright (2)

E-Rolen, Delgado. 2B-Eckstein, Beltran. HR-Molina (2). S-Belliard, Suppan.

Time-3:23. Attendance-56,357.



Endy Chavez leaps high above the leftfield wall to rob Scott Rolen of a two-run home run in the sixth inning of Game 7 of the NLCS vs. St. Louis.

2015 DIVISION SERIES



LOS ANGELES DODGERS vs. NEW YORK METS METS WON SERIES, 3-2



The Mets improved to 4-0 all-time in the Division Series, winning the best-of-five series in five games.

In Game 1, Jacob deGrom outdueled Clayton Kershaw in Los Angeles as the Mets won 3-1. DeGrom tossed 7.0 shutout innings and had 13 strikeouts, tying the club-record for a postseason game. Daniel Murphy hit a solo home run in the fourth and David Wright added a two-out, two-run single in the seventh.



David Wright and Jacob deGrom share a moment after the Mets' win in Game 5 of the NLDS at Dodger Stadium.

The Dodgers evened the series with a 5-2 win in Game 2. Trailing 2-1, Los Angeles scored four times in the seventh. Chase Utley's slide into second broke Ruben Tejada's leg and extended the inning. Adrián González added a two-run double.

In Game 3, Curtis Granderson had five RBI and Yoenis Céspedes had three RBI in a 13-7 win. Granderson had a bases-loaded, bases-clearing double in the second to give the Mets a 4-3 lead. Travis d'Arnaud added a two-run homer. Matt Harvey won, allowing two earned runs over 5.0 innings.

In Game 4, Kershaw allowed one run over 7.0 innings with eight strikeouts as the Dodgers evened the series with a 3-1 win.

NY		SERIES STATISTICS										LA	
PLAYER	AVG.	G	AB	H	2B	3B	HR	RBI					
Céspedes, of	.250	5	20	5	0	0	2	4					
Conforto, of	.143	4	7	1	0	0	1	2					
Cuddyer, of	.000	3	4	0	0	0	0	0					
d'Arnaud, c	.158	5	19	3	0	0	1	4					
deGrom, p	.000	2	4	0	0	0	0	0					
Duda, 1b	.111	5	18	2	0	0	0	0					
Familia, p	.000	4	1	0	0	0	0	0					
Flores, ss	.300	4	10	3	1	0	0	0					
Granderson, of	.389	5	18	7	2	0	0	5					
Harvey, p	.000	1	2	0	0	0	0	0					
Johnson, ph	.250	4	4	1	0	0	0	0					
Lagares, of	.429	4	7	3	2	0	0	0					
Matz, p	.000	1	0	0	0	0	0	0					
Murphy, 2b	.333	5	21	7	1	0	3	5					
Syndergaard, p	.000	2	2	0	0	0	0	0					
Tejada, ss	.000	2	5	0	0	0	0	0					
Wright, 3b	.063	5	16	1	0	0	0	2					
TOTAL	.208		159	33	6	0	7	22					
PITCHER		W-L	ERA	G	SV	IP	ER	SO					
Clippard	0-0	5.40	2	0	1.2	1	0						
Colón	0-0	4.50	3	0	4.0	2	5						
deGrom	2-0	1.38	2	0	13.0	2	20						
Familia	0-0	0.00	4	2	5.1	0	3						
Goeddel	0-0	---	1	0	0.0	3	0						
Harvey	1-0	3.60	1	0	5.0	2	7						
Matz	0-1	5.40	1	0	5.0	3	4						
Niese	0-0	0.00	1	0	0.1	0	1						
Reed	0-0	6.75	2	0	1.1	1	1						
Robles	0-0	0.00	1	0	1.0	0	2						
Syndergaard	0-1	3.68	2	0	7.1	3	11						
TOTAL	3-2	3.48		2	44.0	17	54						

The Mets won Game 5, 3-2, at Los Angeles as deGrom outdueled Zack Greinke. Murphy delivered an RBI double in the first inning, but the Dodgers scored twice in the bottom of the first. D'Arnaud's fourth-inning sacrifice fly tied the game at 2-2 and Murphy hit a solo home run off Greinke in the sixth. Jeury Familia worked the final 2.0 innings for the save.

**GAME 1
FRIDAY, OCTOBER 9**

METS	0 0 0	1 0 0	2 0 0	—	3	5	0
DODGERS	0 0 0	0 0 0	0 1 0	—	1	7	0

WP - deGrom (1-0), LP - Kershaw (0-1), SV - Familia (1)
 2B-Turner, Seager, Kendrick. HR-Murphy (1). S-deGrom.
 Time-3:14. Attendance-54,428.

**GAME 2
SATURDAY, OCTOBER 10**

METS	0 2 0	0 0 0	0 0 0	—	2	5	0
DODGERS	0 0 0	1 0 0	4 0 X	—	5	7	0

WP - Greinke (1-0), LP - Syndergaard (0-1), SV - Jansen (1)
 2B-Turner-2, Ethier, Gonzalez. HR-Céspedes (1), Conforto (1). SB-
 Crawford, Hernandez. CS-Murphy.
 Time-3:24. Attendance-54,455.

**GAME 3
MONDAY, OCTOBER 12**

DODGERS	0 3 0	0 0 0	1 0 3	—	7	13	0
METS	0 4 2	4 0 0	3 0 X	—	13	13	1

WP - Harvey (1-0), LP - Anderson (0-1), SV - None
 E- Granderson. 2B - Granderson -2, Lagares, Flores. HR-
 d'Arnaud (1), Céspedes (2), Gonzalez (1), Kendrick (1). SF -
 Conforto.
 Time-3:42. Attendance-44,276.

**GAME 4
TUESDAY, OCTOBER 13**

DODGERS	0 0 3	0 0 0	0 0 0	—	3	7	0
METS	0 0 0	1 0 0	0 0 0	—	1	3	0

WP - Kershaw (1-1), LP - Matz (0-1), SV - Jansen (2)
 2B-Turner. HR-Murphy (2). SB-Granderson.
 Time-2:50. Attendance- 44,183.

**GAME 5
THURSDAY, OCTOBER 15**

METS	1 0 0	1 0 1	0 0 0	—	3	7	1
DODGERS	2 0 0	0 0 0	0 0 0	—	2	6	1

WP - deGrom (2-0), LP - Greinke (1-1), SV - Familia (2)
 E- Flores, Hernandez. 2B-Murphy, Lagares, Turner-2. HR-Murphy
 (3). S- Greinke-2. SF-d'Arnaud. SB-Murphy, Turner.
 Time-3:13. Attendance-54,602.



Jeurys Familia takes flight after the Mets defeated the Dodgers, 3-2 to clinch a berth in the NLCS.

2015 LEAGUE CHAMPIONSHIP SERIES



CHICAGO CUBS vs. NEW YORK METS

METS WON SERIES, 4-0



The Mets swept the Cubs, four games to none, in their first-ever playoff match-up against each other. The Mets won the first two games at home before closing out the series in Chicago, advancing to the club's fifth World Series.

In Game 1, Matt Harvey allowed two runs over 7.2 innings to pick up the win and Jeurys Familia worked the final 1.1 innings to earn the save. Daniel Murphy hit a solo home run in the first inning and Curtis Granderson snapped a 1-1 tie with a two-out RBI single in the fifth off Jon Lester. Travis d'Arnaud hit a solo home run in the sixth and Granderson added a sacrifice fly in the seventh in a 4-2 triumph.

Murphy hit a two-run home run in a three-run first inning off Jake Arrieta in Game 2 as the Mets won, 4-1. Noah Syndergaard allowed one run and racked up nine strikeouts over 5.2 innings. It was Arrieta's first loss since July 25.



Daniel Murphy was named the NLCS MVP after hitting .529 (9-17) with four home runs and six RBI.

SERIES STATISTICS

PLAYER	AVG.	G	AB	H	2B	3B	HR	RBI
Céspedes, of	.286	4	14	4	1	0	0	3
Conforto, of	.000	3	8	0	0	0	0	0
Cuddyer, of	.250	2	4	1	0	0	0	0
d'Arnaud, c	.267	4	15	4	0	0	2	2
deGrom, p	.000	1	3	0	0	0	0	0
Duda, 1b	.400	4	10	4	2	0	1	6
Flores, ss	.286	4	14	4	1	1	0	0
Granderson, of	.200	4	15	3	0	0	0	2
Harvey, p	.000	1	2	0	0	0	0	0
Johnson, ph	.000	2	2	0	0	0	0	0
Lagares, of	.333	4	6	2	0	0	0	0
Matz, p	.000	1	2	0	0	0	0	0
Murphy, 2b	.529	4	17	9	1	0	4	6
Nieuwenhuis, of	.000	1	2	0	0	0	0	0
Syndergaard, p	.000	1	2	0	0	0	0	0
Wright, 3b	.286	4	14	4	2	0	0	1
TOTAL	.269	130	130	35	7	1	7	20

PITCHER	W-L	ERA	G	SV	IP	ER	SO
Clippard	0-0	6.00	3	0	3.0	2	2
Colón	1-0	0.00	1	0	1.1	0	1
deGrom	1-0	2.57	1	0	7.0	2	7
Familia	0-0	0.00	4	3	4.1	0	3
Harvey	1-0	2.35	1	0	7.2	2	9
Matz	0-0	1.93	1	0	4.2	1	4
Niese	0-0	0.00	1	0	0.1	0	1
Reed	0-0	0.00	2	0	2.0	0	1
Syndergaard	1-0	1.59	1	0	5.2	1	9
TOTAL	4-0	2.00	3	36.0	8	37	

In Game 3, Michael Conforto struck out, but reached on a wild pitch in the sixth inning. On the play, Yoenis Céspedes scored from third to give the Mets a 3-2 lead. The Mets would go on to win, 5-2. Murphy hit a solo home run, his fifth straight postseason game with a long ball. Céspedes finished with three hits and two RBI. Jacob deGrom earned the win. He allowed two runs over 7.0 innings. Familia collected his third save of the series.

Lucas Duda hit a three-run home run in the first inning and d'Arnaud followed with a solo clout as the Mets closed out the series with an 8-3 win at Wrigley Field. Duda added a two-run double in the second. Murphy set a MLB postseason record with a home run in six straight games. Bartolo Colón earned the win in relief with 1.1 scoreless innings.

Murphy was named the NLCS MVP, hitting .529 (9-17) with four home runs and six RBI.



Lucas Duda drove in five runs in the Game 4 clinching win at Wrigley Field.

GAME 1
SATURDAY, OCTOBER 17

CUBS	000	010	010	—	2	5	0
METS	100	011	10X	—	4	8	1

WP - Harvey (1-0), LP - Lester (0-1), SV - Familia (1)
 E- d'Arnaud. 2B-Castro. HR-Murphy (1), d'Arnaud (1), Schwarber (1), S-Harvey. SF-Granderson. SB - Baez, Wright, Lagares.
 Time-2:55. Attendance-44,287.

GAME 2
SUNDAY, OCTOBER 18

CUBS	000	001	000	—	1	5	0
METS	301	000	00X	—	4	5	0

WP - Syndergaard (1-0), LP - Arrieta (0-1), SV - Familia (2)
 2B-Bryant, Wright. HR-Murphy (2). SB-Granderson-2 (2).
 Time-3:07. Attendance-44,502.

GAME 3
TUESDAY, OCTOBER 20

METS	101	001	200	—	5	11	0
CUBS	100	100	000	—	2	5	1

WP - deGrom (1-0), LP - Cahill (0-1), SV - Familia (3)
 E- Baez. 2B - Céspedes, Flores, Wright, Fowler. HR- Murphy (3), Schwarber (2), Soler (1), . S- Duda. SB-Céspedes. CS - Granderson.
 Time-3:01. Attendance-42,231.

GAME 4
WEDNESDAY, OCTOBER 21

METS	420	000	020	—	8	11	0
CUBS	000	100	020	—	3	6	0

WP - Colón (1-0), LP - Hammel (0-1), SV - None
 2B-Duda-2, Murphy, Soler-2. 3B - Flores. HR-Duda (1), d'Arnaud (2), Murphy (4), Bryant (1). S-Lagares. SB-Granderson, Flores.
 Time-3:32. Attendance-42,227.



Travis d'Arnaud takes a trot around the bases after slugging a home run that hit the Home Run Apple.

2015 WORLD SERIES



KANSAS CITY ROYALS vs. NEW YORK METS METS LOST SERIES, 4-1



The Mets lost the World Series in five games, despite holding a lead in every contest, including ninth inning leads in Game 1 and Game 5. New York fell to 2-3 all-time in the World Series.

In Game 1, Alcides Escobar hit a leadoff inside-the-park home run off Matt Harvey in the first inning, but the Mets grabbed a 3-1 lead on a solo homer by Curtis Granderson and RBIs from Travis d'Arnaud and Michael Conforto. The Royals tied the game with two runs in the sixth. In the eighth, Juan Lagares singled, stole second and scored when Wilmer Flores reached on an error. In the bottom of the ninth, Alex Gordon hit a one-out solo home run off Jeurys Familia to tie the game. Eric Hosmer hit a sacrifice fly in the bottom of the 14th inning, lifting Kansas City to a 5-4 win.

The Mets were held to two hits by Johnny Cueto as they fell 7-1 in Game 2.

David Wright hit a two-run home run and had four RBI in Citi Field's first World Series game as the Mets rolled to a 9-3 win. Noah Syndergaard allowed three runs over 6.0 innings. Granderson hit his second homer of the series and had two RBI.

The Mets led Game 4, 3-2 heading to the eighth inning on two solo home runs by Conforto and a sac fly by Granderson, but the Royals scored three times in the eighth off Tyler Clippard and Familia and went on to win, 5-3.



Matt Harvey struck out nine in his Game 5 start at Citi.



SERIES STATISTICS



PLAYER	AVG.	G	AB	H	2B	3B	HR	RBI
Céspedes, of	.150	5	20	3	0	0	0	1
Conforto, of	.333	5	15	5	0	0	2	4
Cuddyer, of	.000	1	3	0	0	0	0	0
d'Arnaud, c	.143	5	21	3	0	0	0	1
Duda, 1b	.263	5	19	5	0	0	0	2
Flores, ss	.059	5	17	1	0	0	0	0
Granderson, of	.250	5	20	5	0	0	3	5
Harvey, p	.000	1	3	0	0	0	0	0
Johnson, ph	.000	3	3	0	0	0	0	0
Lagares, of	.300	5	10	3	0	0	0	0
Matz, p	.000	1	1	0	0	0	0	0
Murphy, 2b	.150	5	20	3	0	0	0	0
Nieuwenhuis, of	.000	3	2	0	0	0	0	0
Syndergaard, p	.500	1	2	1	0	0	0	0
Uribe, ph	1.000	1	1	1	0	0	0	1
Wright, 3b	.208	5	24	5	0	0	1	4
TOTAL	.193	181	35	1	0	6	18	

PITCHER	W-L	ERA	G	SV	IP	ER	SO
Clippard	0-1	9.00	3	0	2.0	2	2
Colón	0-1	0.00	3	0	3.1	0	1
deGrom	0-1	7.20	1	0	5.0	4	2
Familia	0-0	1.80	4	0	5.0	1	3
Gilmartin	0-0	0.00	1	0	0.2	0	0
Harvey	0-0	3.21	2	0	14.0	5	11
Matz	0-0	3.60	1	0	5.0	2	5
Niese	0-0	5.79	4	0	4.2	3	4
Reed	0-1	9.82	5	0	3.2	4	1
Robles	0-0	0.00	2	0	2.0	0	2
Syndergaard	1-0	4.50	1	0	6.0	3	6
TOTAL	1-4	4.21	0	51.1	24	37	

Matt Harvey tossed 8.0 shutout innings, Granderson hit a leadoff home run and Lucas Duda had a bases-loaded sacrifice fly in Game 5. The Mets led 2-0 heading to the ninth inning. Harvey allowed a leadoff walk in the ninth followed by an RBI double by Hosmer. One out later, Hosmer scored on an infield ground out to tie the game. Kansas City would score five times in the 12th inning to win the World Series.

GAME 1
TUESDAY, OCTOBER 27

METS	000	111	010	000	00	—	4	11	1
ROYALS	100	002	001	000	01	—	5	11	1

WP - Young (1-0), LP - Colón (0-1), SV - None

E- Wright, Hosmer. 2B-Zobrist-2. HR-Granderson (1), Escobar (1), Gordon (1), S- Flores, Escobar. SF-Conforto, Hosmer-2. SB - Lagares, Cain. CS - Wright.

Time-5:09. Attendance-40,320.

GAME 2
WEDNESDAY, OCTOBER 28

METS	000	100	000	—	1	2	1
ROYALS	000	040	03X	—	7	10	0

WP - Cueto (1-0), LP - deGrom (0-1), SV - None

E-Duda. 2B-Perez, Gordon. 3B - Escobar. SF-Orlando.

Time-2:54. Attendance-40,410.

GAME 3
FRIDAY, OCTOBER 30

ROYALS	120	000	000	—	3	7	0
METS	202	104	00X	—	9	12	0

WP - Syndergaard (1-0), LP - Ventura (0-1), SV - None

2B - Zobrist, d'Arnaud. HR- Wright (1), Granderson (2). S- Ventura. SF-Céspedes. SB-Escobar.

Time-3:22. Attendance-44,781.

GAME 4
SATURDAY, OCTOBER 31

ROYALS	000	011	030	—	5	9	0
METS	002	010	000	—	3	6	2

WP - Madson (1-0), LP - Clippard (0-1), SV - Davis (1)

E- Colón, Murphy. 2B-Perez, Zobrist, HR-Conforto 2 (2). SF-Granderson. S- Matz. SB-Cain-2. CS- Granderson.

Time-3:29. Attendance-44,815.

GAME 5
SUNDAY, NOVEMBER 1

ROYALS	000	000	002	005	—	7	10	1
METS	100	001	000	000	—	2	4	2

WP -Hochevar (1-0), LP - Reed (0-1), SV - None

E- Hosmer, Murphy, Wright. 2B-Hosmer, Escobar, Cain. HR-Granderson (3). SF-Duda. SB-Cain-2, Hosmer, Dyson.

Time-4:15. Attendance-44,859.



Michael Conforto slugged a pair of solo home runs in Game 4.

2016 WILD CARD GAME



SAN FRANCISCO GIANTS vs. NEW YORK METS

METS LOST SERIES, 1-0



The Mets were shutout, 3-0, in a one-game Wild Card Game against the San Francisco Giants at Citi Field.

Noah Syndergaard fired 7.0 shutout innings, allowed just two hits and struck out 10. He did not allow a baserunner until the fourth inning and did not surrender a hit until Denard Span's two-out single in the sixth inning. It was the 10th double-digit strikeout performance by a Mets pitcher in postseason play.

Addison Reed escaped a bases loaded jam in the eighth inning when he struck out Hunter Pence.

Conor Gillaspie hit a one out, three-run homer off Jeurys Familia in the ninth inning for the game's lone runs.

Madison Bumgarner tossed a four-hit shutout and racked up six strikeouts.

SERIES STATISTICS									
PLAYER	AVG.	G	AB	H	2B	3B	HR	RBI	
Bruce, of	.000	1	3	0	0	0	0	0	
Cabrera, ss	.333	1	3	1	0	0	0	0	
Campbell, ph	.000	1	1	0	0	0	0	0	
Céspedes, of	.000	1	4	0	0	0	0	0	
Granderson, of	.000	1	4	0	0	0	0	0	
Kelly, ph	1.000	1	1	1	0	0	0	0	
Loney, 1b	.000	1	1	0	0	0	0	0	
Reyes, 3b,	.000	1	4	0	0	0	0	0	
Rivera, TJ, 2b	.250	1	4	1	1	0	0	0	
Rivera, R., c	.333	1	3	1	0	0	0	0	
Syndergaard, p	.000	1	2	0	0	0	0	0	
TOTAL	.133		30	4	1	0	0	0	

PITCHER	W-L	ERA	G	SV	IP	ER	SO
Familia	0-1	27.00	1	0	1.0	3	1
Reed	0-0	0.00	1	0	1.0	0	1
Syndergaard	0-0	0.00	1	0	7.0	0	10
TOTAL	0-1	3.00		0	9.0	3	12



WILD CARD GAME WEDNESDAY, OCTOBER 5

GIANTS	000	000	003	-	3	5	0
METS	000	000	000	-	0	4	0

WP - Bumgarner (1-0), LP - Familia (0-1), SV - None
 E - None. 2B - Crawford, Rivera, T. HR - Gillaspie (1). S - Bumgarner.
 SB - Span. CS - Span.
 Time-3:11. Attendance - 44,747.

Noah Syndergaard struck out 10 over 7.0 shutout innings in the 2016 NL Wild Card Game vs. San Francisco.

POSTSEASON RECORDS

ALL-TIME POSTSEASON LEADERS

GAMES

David Wright.....	24
Edgardo Alfonzo.....	24
Robin Ventura.....	24
Mike Piazza.....	22
Benny Agbayani.....	22
Seven tied at	20

BATTING AVERAGE

(minimum of 25 at-bats)

Carlos Delgado351 (13-37)
John Olerud349 (15-43)
Rusty Staub.....	.341 (14-41)
Gregg Jefferies ..	.333 (9-27)
Lenny Dykstra...	.328 (21-64)
Daniel Murphy328 (19-58)

HITS

Edgardo Alfonzo.....	26
Cleon Jones.....	23
Mike Piazza.....	22
Lenny Dykstra.....	21
Keith Hernandez.....	20
Benny Agbayani.....	20

DOUBLES

Edgardo Alfonzo.....	8
Cleon Jones.....	7
Benny Agbayani.....	6
Mike Piazza.....	6
Todd Zeile.....	6
David Wright.....	5
Robin Ventura.....	5

TRIPLES

Buddy Harrelson.....	1
Don Hahn.....	1
Felix Millan.....	1
Lenny Dykstra.....	1
Keith Hernandez.....	1
Gary Carter.....	1
Edgardo Alfonzo.....	1
José Reyes.....	1
Wilmer Flores.....	1

HOME RUNS

Daniel Murphy.....	7
Mike Piazza.....	5
Darryl Strawberry.....	4
Lenny Dykstra.....	4
Edgardo Alfonzo.....	4
Rusty Staub.....	4
Carlos Delgado.....	4

RUNS

Edgardo Alfonzo.....	15
Cleon Jones.....	14
Lenny Dykstra.....	13
Darryl Strawberry.....	13
Daniel Murphy.....	13
Mike Piazza.....	12

STOLEN BASES

Rickey Henderson.....	7
Curtis Granderson.....	4
Mookie Wilson.....	4
Darryl Strawberry.....	4
Tommie Agee.....	3
Wally Backman.....	3
Timo Perez.....	3
Roger Cedeño.....	3
José Reyes.....	3

RBI

Edgardo Alfonzo.....	17
Gary Carter.....	15
David Wright.....	13
Curtis Granderson.....	12
Keith Hernandez.....	12
John Olerud.....	12
Mike Piazza.....	12
Darryl Strawberry.....	12

WINS

Jerry Koosman.....	4
Jacob deGrom.....	3
Tom Seaver.....	3
Turk Wendell.....	3
Jesse Orosco.....	3
Eight tied with.....	2

ERA

(minimum of 15.0 innings)

Jon Matlack.....	1.40 ERA (4 ER/25.2 IP)
Tom Glavine.....	1.59 ERA (3 ER/17.0 IP)
Tug McGraw.....	1.66 ERA (4 ER/21.2 IP)
Armando Benitez..	2.00 ERA (4 ER/18.0 IP)
Bobby Ojeda.....	2.33 ERA (7 ER/27.0 IP)

LOSSES

Tom Seaver.....	3
Kenny Rogers.....	3
Dwight Gooden.....	3
Harry Parker.....	2
Jon Matlack.....	2
Sid Fernandez.....	2
Ron Darling.....	2
Al Leiter.....	2
Mike Hampton.....	2

SAVES

Jeury's Familia.....	5
Armando Benitez.....	3
Tug McGraw.....	3
Billy Wagner.....	3
Jesse Orosco.....	2
Ray Taylor.....	2
Five tied at	1

STRIKEOUTS

Tom Seaver.....	46
Al Leiter.....	40
Dwight Gooden.....	38
Noah Syndergaard.....	36
Jerry Koosman.....	31
Jacob deGrom.....	29
Matt Harvey.....	27

INNINGS PITCHED

Tom Seaver.....	53.2
Al Leiter.....	45.1
Dwight Gooden.....	44.1
Jerry Koosman.....	40.0
Ron Darling.....	29.2

COMPLETE GAMES

Tom Seaver.....	2
Jerry Koosman.....	2
Jon Matlack.....	1
Bobby Ojeda.....	1
David Cone.....	1
Bobby Jones.....	1
Mike Hampton.....	1

GAMES

John Franco.....	15
Armando Benitez.....	15
Jeury's Familia.....	13
Turk Wendell.....	13
Roger McDowell.....	11
Dennis Cook.....	10
Addison Reed.....	10

GAMES STARTED

Tom Seaver.....	7
Al Leiter.....	7
Dwight Gooden.....	6
Ron Darling.....	6
Jerry Koosman.....	6

SINGLE-SEASON POSTSEASON LEADERS

BATTING AVERAGE

(minimum of 25 at-bats)

Carlos Delgado (2006).....	351
John Olerud (1999).....	349
Rusty Staub (1973).....	341
Gregg Jefferies (1988).....	333
Daniel Murphy (2015).....	328
Benny Agbayani (2000)...	320

HOME RUNS

Daniel Murphy (2015).....	7
Mike Piazza (2000).....	4
Rusty Staub (1973).....	4
Carlos Delgado (2006).....	4
10 tied at	3

WINS

Jacob deGrom (2015).....	3
Jesse Orosco (1986).....	3
11 tied at	2

STRIKEOUTS

Tom Seaver (1973).....	35
Al Leiter (2000).....	31
Jacob deGrom (2015).....	29
Matt Harvey (2015).....	27
Noah Syndergaard (2015)	26

HITS

Daniel Murphy (2015).....	19
Edgardo Alfonzo (2000)....	16
Benny Agbayani (2000)....	16
Mike Piazza (2000).....	16
Todd Zeile (2000).....	16
Three tied at	15

RUNS

Daniel Murphy (2015).....	13
Mike Piazza (2000).....	11
Timo Perez (2000).....	11
Curtis Granderson (2015)...	10
Carlos Beltrán (2006).....	10
Wally Backman (1986).....	9

ERA

(minimum of 15.0 innings)

Jon Matlack (1973).....	1.40
Tom Glavine (2006).....	1.59
Tug McGraw (1973).....	1.93
Tom Seaver (1973).....	1.99
Bobby Ojeda (1986).....	2.33

INNINGS PITCHED

Tom Seaver (1973).....	31.2
Al Leiter (2000).....	30.2
Mike Hampton (2000)....	27.1
Bobby Ojeda (1986).....	27.0
Matt Harvey (2015).....	26.2

DOUBLES

Todd Zeile (2000).....	6
Mike Piazza (2000).....	6
Benny Agbayani (2000)....	5
Edgardo Alfonzo (1999)....	5
Cleon Jones (1973).....	4

STOLEN BASES

Rickey Henderson (1999)...	7
Curtis Granderson (2015)...	4
Mookie Wilson (1986).....	4
Darryl Strawberry (1986)....	4
4 tied at.....	3

LOSSES

Kenny Rogers (1999).....	3
Dwight Gooden (1986).....	3
Tom Seaver (1973).....	2
Harry Parker (1973).....	2
Jon Matlack (1973).....	2
Mike Hampton (2000).....	2

GAMES

Jeurys Familia (2015).....	12
Addison Reed (2015).....	9
John Franco (2000).....	9
Jesse Orosco (1986).....	8
Tyler Clippard (2015).....	8
Armando Benitez (2000)...	8

TRIPLES

Nine tied with	1
----------------------	---

RBI

Curtis Granderson (2015)...	12
John Olerud (1999).....	12
Daniel Murphy (2015).....	11
Gary Carter (1986).....	11
Rusty Staub (1973).....	11
Carlos Delgado (2006).....	11

SAVES

Jeurys Familia (2015).....	5
Billy Wagner (2006).....	3
Jesse Orosco (1986).....	2
Tug McGraw (1973).....	2
Armando Benitez (2000)...	2
Ron Taylor (1969).....	2

WALKS

Tug McGraw (1973).....	12
Mike Hampton (2000).....	12
Ron Darling (1986).....	12
John Maine (2006).....	11
Four tied with	9

POSTSEASON HIGHS & LOWS

INDIVIDUAL BATTING HIGHS

Most Runs, Game	4 (Carlos Beltran, at St. Louis, 2006 NLCS Game 4)
Most Hits, Game	4 (5x, last, Daniel Murphy, at Chicago, 2015 NLCS Game 4)
Longest Hitting Streak	13 games (2x, Benny Agbayani and Edgardo Alfonzo, 1999-2000)
Most RBI, Game	5 (5x, last, Lucas Duda, at Chicago, 2015 NLCS Game 4)
Most Doubles, Game	2 (6x, last, Lucas Duda, at Chicago, 2015 NLCS Game 4)
Most Triples, Game	1 (9x, last, Wilmer Flores, at Chicago, 2015 NLCS Game 4)
Most Home Runs, Game.....	2 (6x, last, Michael Conforto, vs. Kansas City, 2015 World Series Game 4)
Home Runs, Consecutive Games	6 (Daniel Murphy, 2015 NLDS Game 3-NLCS Game 4)
Grand Slams	1 (Edgardo Alfonzo, at Arizona, 1999 NLDS Game 1, off Bobby Chouinard)
Pinch-Hit Home Runs	None
Leadoff Home Runs	5 (last, Curtis Granderson, vs. Kansas City, 2015 World Series Game 5 off Edinson Volquez)
Extra-Inning Home Runs.....	2 (last, Benny Agbayani, vs. San Francisco, 2000 NLDS Game 3, off Aaron Fultz)
Walk-off Home Runs	3 (last, Benny Agbayani, vs. San Francisco, 2000 NLDS Game 3, off Aaron Fultz)
Walk-off Hits/RBI.....	5 (last, Benny Agbayani, vs. San Francisco, 2000 NLDS Game 3, off Aaron Fultz)
Most Walks, Game.....	3 (5x, last, Carlos Delgado, vs. St. Louis, 2006 NLCS Game 7)
Most Strikeouts, Game.....	4 (2x, last, Lucas Duda, vs. Los Angeles, 2015 NLDS Game 3)
Most Total Bases, Game.....	10 (Gary Carter, at Boston, 1986 World Series Game 4)
Most Extra-Base Hits, Game	3 (2x, last, Lucas Duda, at Chicago, 2015 NLCS Game 4)
Most Stolen Bases, Game	3 (Rickey Henderson, at 1999 Arizona, NLDS Game 2)
Most Hits by Pitcher, Game	2 (2x, last, Jerry Kosman, vs. Cincinnati, 1973 NLCS Game 3)
Most RBI by Pitcher, Game	2 (Gary Gentry, vs. Baltimore, 1969 World Series Game 3)
Last RBI by a Pitcher.....	(Jesse Orosco, vs. Boston, 1986 World Series Game 7)
Runs Scored by Pitcher, Game	1 (10x, last, Noah Syndergaard, vs. Kansas City, 2015 World Series, Game 3)

POSTSEASON HIGHS & LOWS

TEAM BATTING HIGHS

Most Runs, Game	13 (13-7 win vs. Los Angeles, 2015 NLDS Game 3)
Fewest Runs, Game	0 (6x, last, 3-0 loss vs. San Francisco, 2016 Wild Card Game)
Most Runs, Inning	6 (2x, last, at St. Louis, 6th inning, 2006 NLCS Game 4)
Most Hits, Game	15 (2x, last, at Atlanta, 1999 NLCS Game 6)
Fewest Hits, Game	2 (at Kansas City, 2015 World Series, Game 2)
Most Total Bases, Game	28 (at St. Louis, 2006 NLCS Game 4)
Most Doubles, Game	6 (vs. St. Louis, 2000 NLCS Game 4)
Most Triples, Game	1 (9x, last, at Chicago, 2015 NLCS Game 4)
Most Home Runs, Game	4 (at St. Louis, 2006 NLCS Game 4)
Most Home Runs, Inning	2 (7x, last, at Chicago, 2015 NLCS Game 4, 1st inning, Lucas Duda, Travis d'Arnaud)
Back-to-Back Home Runs	(2x, last, Lucas Duda, Travis d'Arnaud, at Chicago, 2015 NLCS Game 4, 1st inning)
Most Extra-Base Hits, Game	7 (3x, last, at Chicago, 2015 NLCS Game 4)
Most Walks, Game	9 (vs. St. Louis, 2000 NLCS Game 5)
Most Strikeouts, Nine-Inning Game	14 (2x, last, at Los Angeles, 2015 NLDS Game 1)
Most Strikeouts, Extra Innings	15 (2x, last, at Kansas City, 2015 World Series, Game 1 - 14 innings)
Most Stolen Bases, Game	4 (2x, last, at Arizona, NLDS Game 2)

INDIVIDUAL PITCHING HIGHS

Most Runs Allowed, Game	6 (5x, last, Bobby Jones, vs. St. Louis, 2000 NLCS Game 4)
Most Hits Allowed, Game	10 (Bob Ojeda, at Houston, 1986 NLCS Game 2)
Most Home Runs Allowed, Game	3 (Oliver Perez, at St. Louis, 2006 NLCS Game 4)
Most Strikeouts, Game, Starter	13 (2x, last, Jacob deGrom, at Los Angeles, 2015 NLDS Game 1)
Most Strikeouts, Game, Reliever	8 (Tug McGraw, at Oakland, 1973 World Series Game 2)
Most Walks, Game	6 (Ron Darling, at Boston, 1986 World Series Game 4)
Longest Winning Streak	4 (Jerry Koosman, 10/12/69-10/18/73)
Longest Losing Streak	3 (2x, last, Kenny Rogers, 10/6-10/19/99)
Most Innings Pitched, Game	10.0 (2x, last, by Dwight Gooden, vs. Houston, 1986 NLCS Game 5)
Most Innings Pitched, Reliever	7.0 (Nolan Ryan, vs. Atlanta, 1969 NLCS Game 3)
Complete Games	9 (last, Mike Hampton, vs. St. Louis, 2000 NLCS Game 5)
Complete-Game Shutouts	3 (last, Mike Hampton, vs. St. Louis, 2000 NLCS Game 5)
10+ Strikeouts, Game	5 (last, Noah Syndergaard, 10 strikeouts, vs. San Francisco, 2016 Wild Card Game)

TEAM PITCHING HIGHS

Most Runs Allowed	10 (10-9 loss at Atlanta, 1999 NLCS Game 6)
Most Runs Allowed, Inning	5 (4x, last, vs. Kansas City, 2015 World Series Game 5 - 12th inning)
Most Hits Allowed, Game	18 (vs. Boston, 1986 World Series Game 2)
Fewest Runs Allowed, Game	0 (6x, last, vs. St. Louis, 2006 NLCS Game 1)
Fewest Hits Allowed, Game	1 (vs. San Francisco, 2000 NLDS Game 4)
Most Consecutive Scoreless Innings	26.0 (2000 NLDS Game 3-2000 Game 4, NLCS G1)
Most Home Runs Allowed, Game	3 (at St. Louis, 2006 NLCS Game 4)
Most Home Runs Allowed, Inning	2 (5x, last, at St. Louis, 2006 NLCS Game 4, 6th inning)
Back-to-Back HRs, Allowed	2x (last, Brian Jordan/Ryan Klesko off Rick Reed, vs. Atlanta, 1999 NLCS Game, 8th inning)
Leadoff Home Runs, Allowed	3 (last, Alcides Escobar, at Kansas City, 2015 World Series Game 1 off Matt Harvey)
Walk-off Home Runs, Allowed	1 (Johnny Bench, at Cincinnati, 1973 NLCS Game 1 off Tom Seaver)
Extra-Inning Home Runs, Allowed	4 (last, Kirk Gibson, vs. Los Angeles, 1988 NLCS Game 4, off Roger McDowell)
Grand Slams, Allowed	None
Pinch-Hit Home Runs, Allowed	3 (last, Chris Duncan, at St. Louis, 2006 NLCS Game 5, off Pedro Feliciano)
Most Strikeouts, Nine Innings	13 (2x, last, at Los Angeles, 2015 NLDS Game 1)
Most Strikeouts, Extra Innings	19 (vs. Atlanta, 1999 NLCS Game 5, 15 innings)
Most Walks Allowed, Nine Innings	7 (3x, last, at Boston, 1986 World Series Game 4)
Most Walks Allowed, Extra Innings	10 (vs. Atlanta, 1999 NLCS Game 5, 15 innings)

MISCELLANEOUS STATS

Longest Game, Time, Nine-Inning Game	3:59 (vs. St. Louis, 2000 NLCS Game 2, 6-5 win)
Longest Game, Time, Extra-Inning Game	5:46 (vs. Atlanta, 1999 NLCS Game 5, 4-3 win, 15 innings)
Longest Game, Innings	16 (at Houston, 1986 NLCS Game 6, 7-6 win)
Longest Winning Streak	5 (2x, last, 2015 NLDS Game 5 - 2015 NLCS Game 4)
Longest Losing Streak	3 (3x, last, 2015 World Series Game 4-present)
Most Errors, Team, Game	3 (2x, last, at Yankees, 2000 World Series Game 2)

ALL SERIES RECORDS

INDIVIDUAL BATTING SERIES RECORDS

MOST GAMES

7 Many Times
Series

AT-BATS

32 José Reyes vs. St. Louis (2006 NLCS)
Felix Millan vs. Oakland (1973 World Series)
Series

Nine Inning Game

6 José Reyes & Paul Lo Duca vs. St. Louis (2006 NLCS-Game 4)

Extra Inning Game

7 six times, last, David Wright & Daniel Murphy at Kansas City (2015 World Series-Game 1)

RUNS

Series

8 two times, last, Carlos Beltrán vs. St. Louis (2006 NLCS)

Game

4 Carlos Beltrán vs. St. Louis (2006 NLCS-Game 4)

HITS

Series

11 Rusty Staub vs. Oakland (1973 World Series)

Game

4 five times, last, Daniel Murphy at Chicago (2015 NLCS-Game 4)

DOUBLES

Series

4 Edgardo Alfonzo vs. Atlanta (1999 NLCS)

Game

2 six times, last, Lucas Duda at Chicago (2015 NLCS-Game 4)

TRIPLES

Series

1 nine times, last, Wilmer Flores at Chicago (2015 NLCS-Game 4)

Game

1 nine times, last, Wilmer Flores at Chicago (2015 NLCS-Game 4)

HOME RUNS

Series

4 Daniel Murphy vs. Chicago (2015 NLCS)

Game

2 six times, last, Michael Conforto vs. Kansas City (2015 World Series-Game 4)

RBI

Series

9 two times, last, Carlos Delgado vs. St. Louis (2006 NLCS)

Game

5 five times, last, Lucas Duda at Chicago (2015 NLCS-Game 4)

EXTRA-BASE HITS

Series

6 Carlos Delgado vs. St. Louis (2006 NLCS)

Game

3 twice, last, Lucas Duda at Chicago (2015 NLCS-Game 4)

TEAM BATTING SERIES RECORDS

RUNS

Series

32 vs. Boston (1986 World Series)

Game

13 vs. Los Angeles (2015 NLDS-Game 3)

HITS

Series

66 vs. Oakland (1973 World Series)

Nine Inning Game

14 three times, last, at St. Louis (2006 NLCS-Game 4)

Extra Inning Game

15 two times, last, at Atlanta (1999 NLCS-Game 6)

DOUBLES

Series

12 three times, last, vs. St. Louis (2006 NLCS)

Game

6 vs. St. Louis (2000 NLCS-Game 4)

TRIPLES

Series

2 two times, last, vs. Houston (1986 NLCS)

Game

1 nine times, last, at Chicago (2015 NLCS-Game 4)

HOME RUNS

Series

8 vs. St. Louis (2006 NLCS)

Game

4 vs. St. Louis (2006 NLCS-Game 4)

RBI

Series

29 vs. Boston (1986 World Series)

Game

13 vs. Los Angeles (2015 NLDS-Game 3)

STOLEN BASES

Series

8 vs. Arizona (1999 NLDS)

Game

4 two times, last, at Arizona (1999 NLDS-Game 2)

INDIVIDUAL PITCHING SERIES RECORDS

GAMES WON

Series

3 Jesse Orosco vs. Houston (1986 NLCS)

GAMES LOST

Series

2 three times, last, Kenny Rogers vs. Atlanta (1999 NLCS)

SAVES

Series

3 Jeury's Familia vs. Chicago (2015 NLCS)

GAMES

Series

5 seven times, last, Addison Reed vs. Kansas City (2015 World Series)

GAMES STARTED

Series

3 two times, last, Ron Darling vs. Boston (1986 World Series)

COMPLETE GAMES

Series

1 nine times, last, Mike Hampton vs. St. Louis (2000 NLCS-Game 5)

INNINGS PITCHED

Game

10.0 twice, last, Dwight Gooden vs. Houston (1986 NLCS-Game 5)

Series

18.1 Dwight Gooden vs. Los Angeles (1988 NLCS)

STRIKEOUTS

Game

13 twice, last, Jacob deGrom at Los Angeles (2015 NLDS-Game 1)

Series

20 twice, last, Jacob deGrom vs. Los Angeles (2015 NLDS)

TEAM PITCHING SERIES RECORDS

FEWEST HITS ALLOWED

Game

1 vs. San Francisco (2000 NLDS-Game 4)

Series

21 vs. Chicago (2015 NLCS)

MOST HITS ALLOWED

Game

18 vs. Boston (1986 World Series-Game 2)

Series

69 vs. Boston (1986 World Series)

MOST RUNS ALLOWED

Inning

5 four times, last, vs. Kansas City, 12th inning (2015 World Series-Game 5)

Nine Inning Game

9 two times, last, vs. St. Louis (2006 NLCS-Game 2)

Extra Inning Game

10 at Atlanta (1999 NLCS-Game 6)

Series

31 vs. Los Angeles (1988 NLCS)

FEWEST RUNS ALLOWED

Game

0 six times, last, vs. St. Louis (2006 NLCS-Game 1)

Series

8 two times, last, vs. Chicago (2015 NLCS)

HOME RUNS ALLOWED

Game

3 ... vs. St. Louis (2006 NLCS-Game 4)

Series

9 vs. St. Louis (2006 NLCS)

MOST STRIKEOUTS

Nine Inning Game

13 twice, last, at Los Angeles (2015 NLDS-Game 1)

Extra Inning Game

19 ... vs. Atlanta (1999 NLCS-Game 5)

Series

62 ... vs. Oakland (1973 World Series)

NL EAST CLINCHING DATES

YEAR	DATE	GAME #	GAME RESULTS
1969	September 24	157	Mets 6, Cardinals 0 at Shea
1973	October 1	161	Mets 6, Cubs 4 at Chicago
1986	September 17	145	Mets 4, Cubs 2 at Shea
1988	September 22	151	Mets 3, Phillies 1 at Shea
2006	September 18	149	Mets 4, Marlins 0 at Shea
2015	September 26	155	Mets 10, Reds 2 at Cincinnati

DIVISION SERIES RECORDS

INDIVIDUAL BATTING SERIES RECORDS

MOST GAMES PLAYED

- Career**
8 games.....David Wright, Benny Agbayani, Edgardo Alfonzo & Robin Ventura
- Series**
5.....6 times, all in 2015 NLDS

MOST AT-BATS

- Career**
34.....Edgardo Alfonzo
- Series**
21.....Daniel Murphy vs. Los Angeles (2015)
- Nine Inning Game**
5.....many times
- Extra Inning Game**
6.....Timo Perez & Benny Agbayani vs. San Francisco (2000-Game 3)

MOST RUNS

- Career**
7.....Edgardo Alfonzo
- Series**
6.....Edgardo Alfonzo vs. Arizona (1999)
- Game**
3.....three times, last, Yoenis Céspedes, Travis d'Arnaud & Juan Lagares vs. Los Angeles (2015-Game 3)

MOST HITS

- Career**
9.....Edgardo Alfonzo
- Series**
7.....three times, last, Curtis Granderson & Daniel Murphy vs. Los Angeles (2015)
- Game**
4.....Carlos Delgado vs. Los Angeles (2006-Game 1)

MOST DOUBLES

- Career**
3.....Edgardo Alfonzo
- Series**
2.....six times, last, Curtis Granderson & Juan Lagares vs. Los Angeles (2015)
- Game**
2.....three times, last, Curtis Granderson at Los Angeles (2015-Game 3)

MOST TRIPLES

- Career**
.....None

MOST HOME RUNS

- Career**
4.....Edgardo Alfonzo
- Series**
3.....two times, last, Daniel Murphy vs. Los Angeles (2015)
- Game**
2.....Edgardo Alfonzo at Arizona (1999-Game 1)

MOST RBI

- Career**
11.....Edgardo Alfonzo
- Series**
6.....Edgardo Alfonzo & John Olerud vs. Arizona (1999)
- Game**
5...two times, last, Curtis Granderson vs. Los Angeles (2015-Game 3)

MOST EXTRA-BASE HITS

- Career**
7.....Edgardo Alfonzo
- Series**
4.....two times, last, Daniel Murphy vs. Los Angeles (2015)
- Game**
2.....five times, last, Daniel Murphy at Los Angeles (2015-Game 5)

MOST STOLEN BASES

- Career**
6.....Rickey Henderson
- Series**
6.....Rickey Henderson vs. Arizona (1999)
- Game**
3.....Rickey Henderson at Arizona (1999-Game 2)

TEAM BATTING SERIES RECORDS

RUNS

- Game**
13.....vs. Los Angeles (2015-Game 3)
- Inning**
6.....sixth inning vs. Arizona (1999-Game 3)
- Series**
22.....two times, last, vs. Los Angeles (2015)

HITS

- Game**
14.....at Los Angeles (2006-Game 3)
- Series**
34.....vs. Arizona (1999)

DOUBLES

- Game**
4.....vs. Los Angeles (2015-Game 3)
- Series**
7.....vs. San Francisco (2000)

TRIPLES

- Game**
.....None

HOME RUNS

- Game**
3.....vs. Arizona (1999-Game 1)
- Series**
7.....vs. Los Angeles (2015)

RBI

- Game**
13.....vs. Los Angeles (2015-Game 3)
- Series**
22.....two times, last, vs. Los Angeles (2015)

STOLEN BASES

- Game**
4.....at Arizona (1999-Game 2)
- Series**
8.....vs. Arizona (1999)

INDIVIDUAL PITCHING SERIES RECORDS

MOST GAMES WON

- Career**
 2..... Jacob deGrom
Series
 2..... Jacob deGrom
 vs. Los Angeles (2015)

MOST GAMES LOST

- Career**
 1..... four times, last, Steven Matz
 vs. Los Angeles (2015-Game 4)
Series
 1..... four times, last, Steven Matz
 vs. Angeles (2015-Game 4)

MOST SAVES

- Career**
 2..... Jeurys Familia & Billy Wagner
Series
 2..... two times, last, Jeurys Familia
 vs. Los Angeles (2015)

MOST GAMES

- Career**
 5..... John Franco
Series
 4..... Jeurys Familia
 vs. Los Angeles (2015)

MOST GAMES STARTED

- Career**
 2..... three times, last, Jacob deGrom
Series
 2..... Jacob deGrom
 vs. Los Angeles (2015)

MOST COMPLETE GAMES

- Career**
 1..... Bobby Jones
Series
 1..... Bobby Jones
 vs. San Francisco (2000-Game 4)

MOST INNINGS PITCHED

- Career**
 15.2..... Al Leiter
Series
 13.0..... Jacob deGrom
 vs. Los Angeles (2015)
Game
 9.0..... Bobby Jones
 vs. San Francisco (2000-Game 4)

MOST STRIKEOUTS

- Career**
 20..... Jacob deGrom
Series
 20..... Jacob deGrom
 vs. Los Angeles (2015)
Game
 13..... Jacob deGrom
 at Los Angeles (2015-Game 1)

TEAM PITCHING SERIES RECORDS

FEWEST HITS ALLOWED

- Game**
 1...vs. San Francisco (2000-Game 4)
Series
 26.....vs. Arizona (1999)

MOST HITS ALLOWED

- Game (Nine Innings)**
 16.....at Los Angeles (2006-Game 3)
Game (Extra Innings)
 11...vs. San Francisco (2000-Game 3)
Series
 40.....vs. Los Angeles (2015)

FEWEST RUNS ALLOWED

- Game**
 0...vs. San Francisco (2000-Game 4)
Series
 16.....vs. Arizona (1999)

MOST RUNS ALLOWED

- Inning**
 4..... two times, last, 7th
 at Los Angeles (2015-Game 2)
Game
 7..... two times, last, vs. Los Angeles
 (2015-Game 3)
Series
 18..... vs. Los Angeles (2015)

MOST HOME RUNS ALLOWED

- Most Home Runs Allowed Game**
 2..... vs. Los Angeles (2015-Game 3)
Most Home Runs Allowed Series
 4.....vs. Arizona (1999)

MOST STRIKEOUTS

- Strikeouts Game (Nine Innings)**
 13.....at Los Angeles (2015-Game 1)
Strikeouts Extra Inning Game
 17... vs. San Francisco (2000-Game 3)
Series
 54..... vs. Los Angeles (2015)

MISCELLANEOUS RECORDS

Consecutive Wins

- 7.....2000 Game 2-2015 Game 1

Consecutive Losses

- 1.....four times, last, 2015 (Game 4)

Shutouts

- 1.....2000-Game 4
 vs. San Francisco (Won, 4-0)

Extra Inning Games

- 1999..... Game 4 vs. Arizona
 (Won, 4-3 in 10 innings)
 2000..... Game 2 at San Francisco
 (Won, 5-4 in 10 innings)
 2000..... Game 3 vs. San Francisco
 (Won, 3-2 in 13 innings)

ERRORS

- Game**
 2..... vs. Los Angeles (2006-Game 3)
Series
 3..... vs. Los Angeles (2006)

LEAGUE CHAMPIONSHIP RECORDS

INDIVIDUAL BATTING SERIES RECORDS

MOST GAMES PLAYED

- Career**
13..... Wally Backman, Gary Carter, Lenny Dykstra, Keith Hernandez & Darryl Strawberry
- Series**
7two times, by seven players vs. Los Angeles (1988)
by eight players vs. St. Louis (2006)

MOST AT-BATS

- Career**
54 Gary Carter
- Series**
32..... José Reyes vs. St. Louis (2006)
- Nine-Inning Game**
6 José Reyes & Paul Lo Duca at St. Louis (2006-Game 4)
- Extra-Inning Game**
7 three times, last, Robin Ventura, vs. Atlanta (1999-Game 5)

MOST RUNS

- Career**
9 Lenny Dykstra & Darryl Strawberry
- Series**
8two times, last, Carlos Beltrán vs. St. Louis (2006)
- Game**
4 Carlos Beltrán at St. Louis (2006-Game 4)

MOST HITS

- Career**
14..... Edgardo Alfonzo, Keith Hernandez & Darryl Strawberry
- Series**
9four times, last, Daniel Murphy vs. Chicago (2015)
- Game**
4two times, last, Daniel Murphy at Chicago (2015-Game 4)

MOST DOUBLES

- Career**
5 Edgardo Alfonzo
- Series**
4...Edgardo Alfonzo vs. Atlanta (1999)
- Game**
2 three times, last, Lucas Duda at Chicago (2015-Game 4)

MOST TRIPLES

- Career**
1 seven players tied
- Series**
1 seven players tied
- Game**
1 seven times, last, Wilmer Flores at Chicago (2015-Game 4)

MOST HOME RUNS

- Career**
4 Daniel Murphy
- Series**
4...Daniel Murphy vs. Chicago (2015)
- Game**
2three times, last, Carlos Beltrán at St. Louis (2006-Game 4)

MOST RBI

- Career**
11..... Darryl Strawberry
- Series**
9 Carlos Delgado vs. St. Louis (2006)
- Game**
5two times, last, Lucas Duda at Chicago (2015-Game 4)

MOST EXTRA-BASE HITS

- Career**
7 Lenny Dykstra
- Series**
6 Carlos Delgado vs. St. Louis (2006)
- Game**
3 Lucas Duda at Chicago (2015-Game 4)

MOST STOLEN BASES

- Career**
3 Curtis Granderson vs. Chicago (2015)
- Series**
3 Curtis Granderson vs. Chicago (2015)
- Game**
2 four times, last, Curtis Granderson vs. Chicago (2015-Game 2)

TEAM BATTING SERIES RECORDS

RUNS

- Game**
12at St. Louis (2006-Game 4)
- Inning**
6at St. Louis-sixth inning (2006-Game 4)
- Series**
31.....vs. St. Louis (2000)

HITS

- Nine Inning Game**
14.....two times, last, at St. Louis (2006-Game 4)
- Extra Inning Game**
15vs. Atlanta (1999-Game 5)
- Series**
58 vs. Los Angeles (1988)

DOUBLES

- Game**
6vs. St. Louis (2000-Game 4)
- Series**
12 three times, last, vs. St. Louis (2006)

TRIPLES

- Game**
1 seven times, last, at Chicago (2015-Game 4)
- Series**
2vs. Houston (1986)

HOME RUNS

- Game**
4 at St. Louis (2006-Game 4)
- Series**
8vs. St. Louis (2006)

RBI

- Game**
12 at St. Louis (2006-Game 4)
- Series**
27.....three times, last vs. St. Louis (2006)

STOLEN BASES

- Game**
4 at Atlanta (1969-Game 2)
- Series**
7two times, last, vs. Chicago (2015)

INDIVIDUAL PITCHING SERIES RECORDS

MOST GAMES WON

- Career**
 3..... Jesse Orosco
Series
 3..... Jesse Orosco vs. Houston (1986)

MOST GAMES LOST

- Career**
 2..... Sid Fernandez & Kenny Rogers
Series
 2..... Kenny Rogers vs. Atlanta (1999)

MOST SAVES

- Career**
 3..... Jeury's Familia
Series
 3..... Jeury's Familia vs. Chicago (2015)

MOST GAMES

- Career**
 8..... Armando Benitez
Series
 5..... four times, last, Guillermo Mota & Chad Bradford vs. St. Louis (2006)

MOST GAMES STARTED

- Career**
 4..... Dwight Gooden
Series
 2..... 12 times, last, Tom Glavine, John Maine & Oliver Perez vs. St. Louis (2006)

MOST COMPLETE GAMES

- Career**
 1..... six times, last, Mike Hampton vs. St. Louis (2000-Game 5)
Series
 1..... six times, last, Mike Hampton vs. St. Louis (2000-Game 5)

MOST INNINGS PITCHED

- Career**
 35.1..... Dwight Gooden
Series
 18.1..... Dwight Gooden vs. Los Angeles (1988)
Game
 10.0..... Dwight Gooden vs. Houston (1986-Game 5)

MOST STRIKEOUTS

- Career**
 29..... Dwight Gooden
Series
 20..... Dwight Gooden vs. LA (1988)
Game
 13..... Tom Seaver at Cincinnati (1973-Game 1)

TEAM PITCHING SERIES RECORDS

FEWEST HITS ALLOWED

- Game**
 2..... at Cincinnati (1973-Game 2)
Series
 21..... vs. Chicago (2015)

MOST HITS ALLOWED

- Game**
 14..... vs. St. Louis (2000-Game 3)
Series
 56..... vs. St. Louis (2006)

MOST RUNS ALLOWED

- Inning**
 5..... three times, last, at Atlanta first inning (1999-Game 6)
Nine Inning Game
 9..... vs. St. Louis (2006-Game 2)
Extra Inning Game
 10..... at Atlanta (1999-Game 6)
Series
 31..... vs. Los Angeles (1988)

FEWEST RUNS ALLOWED

- Series**
 8..... two times, last, Chicago (2015)

MOST HOME RUNS ALLOWED

- Game**
 3..... at St. Louis (2006-Game 4)
Series
 9..... vs. St. Louis (2006)

MOST STRIKEOUTS

- Game**
 13..... at Cincinnati (1973-Game 1)
Extra Inning Game
 19..... vs. Atlanta (1999-Game 5)
Series
 54..... vs. Los Angeles (1988)

MISCELLANEOUS RECORDS

Consecutive Wins

- 4..... Game 1, 2015 - present

Consecutive Losses

- 4..... Game Seven, 1988
 Game Three, 1999

Shutouts

- 3..... 1973-Game Two at Cincinnati (Won, 5-0)
 2000-Game Five vs. St. Louis (Won, 7-0)
 2006-Game One vs. St. Louis (Won, 2-0)

Extra Inning Games

- 1973-Game 4 vs. Cincinnati (Lost, 1-2 in 12 innings)
 1986-Game 5 at Houston (Won, 2-1 in 12 innings)
 1986-Game 6 at Houston (Won, 7-6 in 16 innings)
 1988-Game 4 vs. Los Angeles (Lost, 4-5 in 12 innings)
 1999-Game 5 vs. Atlanta (Won, 4-3 in 15 innings)
 1999-Game 6 at Atlanta (Lost, 9-10 in 11 innings)

ERRORS

- Game**
 3..... at St. Louis (2000-Game 1)
Series
 8..... two times, last, vs. Atlanta (1999)

WORLD SERIES RECORDS

INDIVIDUAL BATTING SERIES RECORDS

MOST GAMES PLAYED

- Career**
12 Jerry Grote, Cleon Jones & Buddy Harrelson
Series
7 many times, 1973 & 1986

MOST AT-BATS

- Career**
49 Jerry Grote
Series
32 Felix Millan vs. Oakland (1973)
Nine Inning Game
5 many times
Extra Inning Game
7 three times, last, David Wright & Daniel Murphy at Kansas City (2015-Game 1)

MOST RUNS

- Career**
7 Cleon Jones
Series
6 Curtis Granderson vs. Kansas City (2015)
Nine Inning Game
3 Curtis Granderson vs. Kansas City (2015-Game 3)
Extra Inning Game
3 Cleon Jones at Oakland (1973-Game 2)

MOST HITS

- Career**
12 Jerry Grote
Series
11 Rusty Staub vs. Oakland (1973)
Game
4 two times, last, Lenny Dykstra, at Boston (1986-Game 3)

MOST DOUBLES

- Career**
3 Cleon Jones
Series
2 seven times
Game
1 many times

MOST TRIPLES

- Career**
1 Don Hahn & Felix Millan
Series
1 Don Hahn & Felix Millan vs. Oakland (1973)
Game
1 two times, last, Don Hahn vs. Oakland (1973-Game 5)
MOST HOME RUNS
Career
3 Curtis Granderson & Donn Clendenon
Series
3 two times, last, Curtis Granderson vs. Kansas City (2015)
Game
2 Michael Conforto vs. Kansas City (2015-Game 4) & Gary Carter at Boston (1986-Game 4)

MOST RBI

- Career**
9 Gary Carter vs. Boston (1986)
Series
9 Gary Carter vs. Boston (1986)
Game
5 Rusty Staub vs. Oakland (1973-Game 4)

MOST EXTRA-BASE HITS

- Career**
4 Mike Piazza, Gary Carter, Donn Clendenon & Cleon Jones
Series
4 three times, last, Mike Piazza vs. Yankees (2000)
Game
3 Gary Carter at Boston (1986-Game 4)

MOST STOLEN BASES

- Career**
3 Darryl Strawberry & Mookie Wilson
Series
3 Darryl Strawberry & Mookie Wilson vs. Boston (1986)
Game
2 two times, last, Darryl Strawberry vs. Boston (1986-Game 6)

TEAM BATTING SERIES RECORDS

RUNS

- Game**
10 at Oakland-12 innings (1973-Game 2)
Nine-Inning Game
9 vs. Kansas City (2015-Game 3)
Inning
5 at Yankees-ninth inning (2000-Game 2)
Series
32 vs. Boston (1986)

HITS

- Game**
15 at Oakland-12 innings (1973-Game 2)
Nine Inning Game
13 two times, last, at Boston (1986-Game 3)
Series
66 vs. Oakland (1973)

DOUBLES

- Game**
4 vs. Yankees (2000-Game 3)
Series
8 three times, vs. Baltimore (1969), vs. Boston (1986), vs. Yankees (2000)

TRIPLES

- Game**
1 two times, last, vs. Oakland (1973-Game 5)
Series
2 vs. Oakland (1973)

HOME RUNS

- Game**
3 at Boston (1986-Game 4)
Series
7 vs. Boston (1986)
RBI
Game
9 vs. Kansas City (2015-Game 3)
Series
29 vs. Boston (1986)
STOLEN BASES
Game
3 at Boston (1986-Game 4)
Series
7 vs. Boston (1986)

INDIVIDUAL PITCHING SERIES RECORDS

MOST GAMES WON

- Career**
 3.....Jerry Koosman
Series
 2.....Jerry Koosman vs. Baltimore (1969)

MOST GAMES LOST

- Career**
 2.....Tom Seaver, Jon Matlack & Dwight Gooden
Series
 2.....two times, last, Dwight Gooden vs. Boston (1986)

MOST SAVES

- Career**
 2.....Jesse Orosco
Series
 2.....Jesse Orosco vs. Boston (1986)

MOST GAMES

- Career**
 5.....three times, last, Addison Reed
Series
 5.....three times, last, Addison Reed (Kansas City-2015)

MOST GAMES STARTED

- Career**
 4.....Jerry Koosman, Tom Seaver
Series
 3.....two times, last, Ron Darling (1986 vs. Boston)

MOST COMPLETE GAMES

- Career**
 1.....Tom Seaver & Jerry Koosman
Series
 1.....two times, last, Jerry Koosman (1969, Game 5 vs. Baltimore)

MOST INNINGS PITCHED

- Career**
 30.0.....Tom Seaver
Series
 17.2.....two times, last, Ron Darling (1986 vs. Boston)
Game
 10.0.....Tom Seaver (1969, Game 4 vs. Baltimore)

MOST STRIKEOUTS

- Career**
 27.....Tom Seaver
Series
 18.....Tom Seaver (1973 vs. Oakland)
Game
 12.....Tom Seaver (1973, Game 3 vs. Oakland)

TEAM PITCHING SERIES RECORDS

FEWEST HITS ALLOWED

- Game**
 2.....at Baltimore (1969-Game 2)
Series
 23.....vs. Baltimore (1969)

MOST HITS ALLOWED

- Game**
 18.....vs. Boston (1986-Game 2)
Series
 69.....vs. Boston (1986)

MOST RUNS ALLOWED

- Inning**
 5.....vs. Kansas City-12th inning (2015-Game 5)
Game
 9.....vs. Boston (1986-Game 2)
Series
 27.....two times, last, Kansas City (2015)

FEWEST RUNS ALLOWED

- Series**
 9.....vs. Baltimore (1969)

MOST HOME RUNS ALLOWED

- Game**
 2.....six times, last, at Kansas City (2015-Game 1)
Series
 5.....vs. Boston (1986)

MOST STRIKEOUTS

- Game**
 12.....two times, last, vs. Yankees (2000-Game 3)
Extra Inning Game
 15.....at Oakland (1973-Game 2)
Series
 62.....vs. Oakland (1973)

MISCELLANEOUS RECORDS

Consecutive Wins

- 4.....Game 2, 1969-Game 5, 1969

Consecutive Losses

- 4.....twice, last, Game 4, 2000-Game 2, 2015

Shutouts

- 2.....two times, 1969-Game 3 vs. Baltimore (Won, 5-0)
 1973-Game 5 vs. Oakland (Won, 2-0)

Extra Inning Games

- 1969-Game 4 vs. Baltimore (Won, 2-1 in 10 innings)
 1973-Game 2 at Oakland (Won, 10-7 in 12 innings)
 1973-Game 3 vs. Oakland (Lost, 2-3 in 11 innings)
 1986-Game 6 vs. Boston (Won, 6-5 in 10 innings)
 2000-Game 1 at Yankees (Lost, 3-4 in 12 innings)
 2015-Game 1 at Kansas City (Lost, 4-5 in 14 innings)
 2015-Game 5 vs. Kansas City (Lost, 2-7 in 12 innings)

ERRORS

- Game**
 3.....2000, Game 2 at Yankees
Series
 10.....1973 vs. Oakland

SHARE THE GAME WITH THE NEXT GENERATION

GET INVOLVED AT **PLAY BALL**.org



PROUD PARTNERS





MEDIA

METS RADIO & TELEVISION



SNY is an Emmy Award winning, multi-platform regional sports network serving approximately eight million homes in the New York Metropolitan area and 12 million homes across the country through unparalleled coverage of the New York Mets, Jets and all things New York sports. SNY is the official television home of the New York Mets, televising more than 125 live games

each season with exclusive pre- and post-game programs, plus additional Mets entertainment programming airing throughout the calendar year. As the official TV home of the New York Jets, SNY delivers more than 300 hours of exclusive year-round content devoted to Gang Green. SNY is also the official television home of the UConn Huskies men's and women's basketball programs, broadcasting approximately 350 hours of UConn programming annually, including more than 20 live games. As New York's leader in local sports television coverage, SNY delivers the most comprehensive access to all of the Tri-State area's professional and collegiate sports teams through five nightly sports and entertainment programs from SNY's state-of-the-art studio located high above the city at 4 World Trade Center in downtown Manhattan. SNY's programming roster also includes classic sports programming, critically acclaimed original entertainment shows, and exclusive interview and magazine programs. Online, SNY.tv is the "go-to" digital communal home for New York sports fans to get succinct, easy-to-read updates, video highlights and features, recaps, news, opinion, rumors, insight and fan reaction on their favorite New York sports teams. Owned by Sterling Entertainment Enterprises, Charter Communications and Comcast, SNY is available to viewers throughout New York, Connecticut, New Jersey, and northeastern Pennsylvania, and nationally on DIRECTV, Verizon FiOS, Comcast Cable, and AT&T U-Verse.



New York's PIX11 (Channel 11) is the flagship station of the CW Television Network and home to PIX11's award winning news. Founded in 1948 and owned by Tribune Broadcasting, a division of Tribune Media, PIX11 enters its 18th season as the over-the air television home of the New York Mets and will broadcast 26 games.



The new radio flagship for New York Mets baseball is one of America's most trusted news brands. Each week, WCBS Newsradio 880 delivers the latest news to millions of listeners in the nation's biggest city. From our award-winning 24/7 local news and sports coverage, to Bloomberg Business reports and Traffic and Weather Together on the 8's — WCBS 880 is the place New York turns to for the most up-to-the-minute and reliable information. WCBS Newsradio 880,

streaming live around the clock on Radio.com, also provides breaking news, features and more across multiple platforms including WCBS880.com and our social media channels. We're proud to join the New York Mets family and we invite fans to keep your radios tuned to 880 AM and CBS-FM HD-2 for the best local news and New York Mets Baseball.



In September 2012, ESPN's 1050 AM switched to ESPN Deportes Radio, the first and only Spanish language radio station in New York dedicated to providing sports content around-the-clock...The Mets agreement adds to the unmatched lineup of play-by-play coverage that includes the Jets, Knicks, Rangers, Dominican baseball, Caribbean World Series, CONMEBOL South American World Cup qualifiers, CONCACAF World Cup qualifiers, Mexican First Division soccer, U.S. National Team friendlies, MLB and MLS...The station

offers a variety of local programming dedicated to New York sports fans and is the flagship for the top Rated Morning show; Firma ESPN heard Monday through Friday from 6:00 am – 9:00 am as well as the Nationally Syndicated Jorge Ramos Y Su Banda program.

GARY COHEN

SNY & PIX 11

- Gary Cohen, a Queens, NY native enters his 31st season with the New York Mets organization and 14th season as the television voice of the Mets on SNY...He will serve as the play-by-play-announcer for all regular-season SNY produced Mets telecasts in 2019.
- Cohen also participates on SNY's sports and entertainment programs...In addition, he is a contributor to the network's website, sny.tv.
- Was one of eight finalists for the 2017 Ford C. Frick Award, presented annually for excellence in baseball broadcasting by the National Baseball Hall of Fame and Museum.
- Prior to joining SNY, Cohen was a member of the Mets WFAN Radio team for 17 years.
- Has done play-by-play on national baseball broadcasts for CBS Radio and ESPN Radio.
- Has broadcast play-by-play of the NCAA Basketball Tournament for CBS Radio and Westwood One since 2010...Also served in the same role from 1991-2003.
- Has been the radio voice for Seton Hall University since 2003.
- Was the radio voice of St. John's University basketball from 1995-2002.
- Did men's and women's hockey play-by-play at the 1992, 1994 and 1998 Winter Olympics for CBS Radio.
- Has also done play-by-play for the New York Rangers.
- Before coming to the Mets, Cohen broadcast minor league baseball for Boston's Pawtucket (AAA) club of the International League (1987-1988), the Durham Bulls (A) of the Carolina League (1986) and Spartanburg Spinners (A) of the South Atlantic League (1983-1984).
- Was the basketball and hockey voice for Providence College in 1988-1989, and broadcast football for Brown University in 1987.
- In addition, he has done play-by-play for various sports at Columbia University, the University of Pennsylvania, University of South Carolina-Spartanburg and Old Dominion University.
- Was a Dean's List student at Columbia University, where he graduated with a degree in Political Science.
- Lives in Connecticut with his wife, Lynn.



RON DARLING

SNY & PIX 11


- Ron Darling enters his 14th season as a game analyst for SNY, where he will work more than 100 spring training and regular season games throughout the 2019 season.
- Is a regular contributor on MLB Network and also serves as an analyst for the TBS Sunday national broadcast.
- Since joining SNY, Darling has won two Emmy Awards for "Best Sports Analyst" in New York (2006 & 2011).
- Contributes to SNY's sports and entertainment shows and network website, sny.tv.
- Prior to joining SNY, served as the color commentator for the Washington Nationals on Mid-Atlantic Sports Network (MASN) for the 2005 season, where he called 150 games.
- Before working at MASN, served as an on-air analyst for Fox Sports Net, and appeared on The Best Damn Sports Show Period, the National Sports Report and Baseball Today...Has also provided analysis for CSTV.
- Spent nine seasons as a starting pitcher for the Mets and was a key member of the 1986 World Championship and 1988 Division Champion teams...He also has the distinction of being the first Mets pitcher to be awarded the Gold Glove Award (1989)...After a short stint with the Montreal Expos, the All-Star pitcher finished his career spending five seasons with the Oakland Athletics.
- During his 13-year career, he amassed a 136-116 record, including 1,590 strikeouts and a 3.87 ERA.
- Darling was born in Honolulu, HI and attended Yale University where he was a two-time All-American, leading the Bulldogs to two Ivy League titles...He currently resides with his family in Manhattan.



KEITH HERNANDEZ

SNY & PIX 11

- Keith Hernandez begins his 14th season as a game analyst on SNY's Mets telecasts...He will call more than 100 spring training and regular season games throughout 2019...Has been with the organization's broadcast team since 1999.
- Participates on SNY's sports and entertainment programs and is a contributor to SNY's website, www.sny.tv.
- Hernandez is a three-time Emmy Award winner for "Best Sports Analyst" in New York for his work on SNY (2009, 2012, 2015).
- Returned to the Mets organization in 1999, assisting the club in spring training and broadcasting games on television.
- Worked for FOX during the 2017 postseason.
- Was a member of the 1986 World Champions...Hit .310 with 34 doubles, 13 home runs and 83 RBI that season...Had a key two-run single in Game 7 of the World Series vs. Boston...Also a member of the 1988 National League Eastern Division champions.
- On May 6, 1987, his teammates elected him the first captain in Mets history.
- Named to five National League All-Star teams (1979, 1980, 1984, 1986, 1987).
- Earned 11-consecutive Gold Gloves from 1978-1988...Led the NL in fielding twice (1985 and 1986).
- Ranks second on the Mets all-time list in batting average (.297), ninth in RBI (468) and third with a .387 on-base percentage.
- Inducted into the Mets Hall of Fame in 1997.
- Acquired by the Mets on June 15, 1983 from St. Louis in exchange for pitchers Neil Allen and Rick Ownbey.
- Named 1979 co-MVP of the National League along with Pittsburgh's Willie Stargell in the closest vote in league history...Led the NL in batting average (.344), runs scored (116) and doubles (48).
- Played with the Cardinals from 1974 until he was traded to the Mets...Batted .299 with 33 doubles, six triples, seven home runs, and 94 RBI in 1982 to help St. Louis win the World Series.
- Spent 17 years in the majors with the Mets, Cardinals and Indians from 1974-1990...Compiled a .296 batting average, with 2,182 hits, 426 doubles, 60 triples, 162 home runs and 1,071 RBI.
- Hernandez splits time between homes in Sag Harbor and Florida.



RALPH KINER




The Mets honored legendary original Met Ralph Kiner throughout the 2014 season after he passed away on February 6, 2014 at age 91. He was one of the most beloved figures in franchise history, announcing games on television and radio for 52 years. He educated and entertained generations of Mets fans, and his post-game show "Kiner's Korner" was an integral part of Mets lore. Kiner joined the Mets broadcast booth in 1962 after a 10-year Hall of Fame playing career with the Pirates. He was inducted into the Mets Hall of Fame in 1984. The Ralph Kiner Television Booth was dedicated on August 16, 2002 during the Mets 40th Anniversary celebration at Shea Stadium. The Mets television booth at Citi Field bears Kiner's name. A plaque on the leftfield wall at Citi Field reads "Ralph Kiner 1922-2014"



STEVE GELBS

SNY & PIX 11

- Steve Gelbs enters his fifth full season as the Mets field reporter for all SNY produced Mets telecasts...Gelbs joined SNY in 2013 as an anchor and sports reporter contributing to the network's sports and entertainment news shows.
- Prior to joining SNY, spent a year and a half at MSG Network where he served as a host of the "MSG 150" during Knicks and Rangers telecasts.
- Prior to MSG Network, he spent four years at MSG Varsity where he was utilized in a number of different capacities including anchor, host, feature & sideline reporter, play-by-play announcer and color commentator.
- Nominated for four New York Emmys, including "Sports Anchor of the Year" in 2012.
- In 2009 he won the Syracuse Press Club Award for "Best Radio Sports Feature."
- Graduated with a B.A. in Broadcast Journalism from Syracuse University's Newhouse School of Public Communications.
- Steve currently resides in Brooklyn with his wife, Julie.



TODD ZEILE

SNY


- Todd Zeile joined SNY in 2017 as a contributing analyst for the networks sports and news shows including "Baseball Night in New York" and "Mets Hot Stove" as well as the Mets pre- and post-game shows.
- Zeile played in MLB for 16 seasons from 1989 to 2004 for the St. Louis Cardinals, Chicago Cubs, Philadelphia Phillies, Baltimore Orioles, Los Angeles Dodgers, Florida Marlins, Texas Rangers, New York Mets, Colorado Rockies, New York Yankees and Montreal Expos.
- Played three seasons with the Mets, and was the first baseman on the 2000 National League Championship team.
- A California native, Zeile is also actor, director and producer.
- Attended UCLA, where he played catcher for the Bruins baseball team.



NELSON FIGUEROA

SNY

- Nelson Figueroa begins his fifth season as a studio analyst for Mets on SNY.
- Worked as an analyst for MLB Network's studio coverage in 2014.
- Pitched in Taiwan for the Uni-President 7-Eleven Lions in 2013 and 2014.
- Drafted by the Mets in the 30th round of the 1995 Major League Draft out of Brandeis University.
- Pitched for six teams over a nine-year major league career...Made his debut in 2000 with Arizona before also playing for Philadelphia, Milwaukee, Pittsburgh, Houston and the Mets...Went 20-35 with a career 4.55 ERA (252 earned runs/499.0 innings) in 145 games, 65 starts...Was 6-11 with a 4.28 ERA (55 earned runs/115.2 innings) in 32 games, 16 starts for the Mets in 2008 and 2009.
- Finished his MLB career in 2011 with Houston.
- Was inducted into the Brandeis Athletics Hall of Fame in 2015.
- Held his inaugural Nelson Figueroa Charity Bowling event on January 16, 2017 to raise money for Chai Lifeline, an international support network for families of children battling childhood illness.
- Walked 13.1 miles on January 29, 2017 in the Miami Marathon alongside Team Peri in support of Peri Finkelstein and her 1MileStrong initiative.
- Nelson currently resides in New Jersey with his wife and daughter.



HOWIE ROSE



- Howie Rose took over for legendary announcer Bob Murphy, calling play-by-play full time on Mets' radio broadcasts in 2004...Became the lead play-by-play voice in 2006.
- Received the Queens College Athletics Hall of Fame's Madden Award on October 14, 2016...The award is given annually and recognizes an outstanding former student who excelled in athletics or contributed to the professional field of sports.
- Was awarded the Esurance MLB Award for Best Radio Call in 2015.
- Worked eight years as a Mets play-by-play announcer for Fox Sports New York/MSG from 1996 through 2003.
- Was the play-by-play announcer for the New York Islanders on Fox Sports New York from 1995-2016.
- His first book, "Put It in the Book" was released on March 1, 2013.
- Inducted into the National Jewish Sports Hall of Fame and Museum on April 22, 2012 alongside longtime Mets employee, the late Arthur Richman.
- Received the Broadcast Media Award from the Nassau County Sports Commission in 2002.
- Broadcast numerous Mets games on WFAN Radio during the 2001, 2002 and 2003 seasons.
- Was nominated for an Emmy Award in 1997 and 2008 for his work as a play-by-play broadcaster and along with the entire FSNY crew, won a New York Emmy Award for their coverage of the Islanders 1998-1999 season...Won his second Emmy Award with the FSNY Islanders crew in March, 2004.
- In 1994 and 1995, he was the pre- and post-game host for Mets games on WFAN Radio...Also that year, did play-by-play for select games with Bob Murphy, Gary Cohen and Gary Thorne.
- Was with WFAN Radio from July 1, 1987 (the date of the conversion to an all-sports format) until October, 1995.
- Started his career in 1977 with WHN Radio (which became WFAN)...Returned in 1987 to host "Mets Extra" and the pre-game show until 1991.
- Worked as a play-by-play broadcaster for New York Rangers games on WFAN from 1989-1995, including their Stanley Cup Championship season of 1993-1994.
- Won the 1995 Dick Young Award from the New York Baseball Scouts for service to baseball within the media.
- Won the New York State Sports Broadcasters Award for play-by-play work during the 1994 Stanley Cup Playoffs.
- In January 1994, he announced his second straight National Hockey League All-Star Game for the NHL Radio Network.
- Called the 1993 Stanley Cup Finals for the NHL Radio Network.
- Before joining WFAN, the Queens, NY native was a sportscaster for WCBS Radio and the NBC Radio Network...Broadcaster for LIU basketball and soccer on WNYE-TV in 1986.
- Broke into broadcasting as one of the original voices of SportsPhone in 1975.
- Graduated from Cardozo High School in Bayside, Queens and Queens College.
- Rose lives with his wife, Barbara, on Long Island with their daughters, Alyssa and Chelsea...Alyssa has performed on the ABC Soap Opera "One Life To Live."

WAYNE RANDAZZO

- Wayne Randazzo is in his first season as play-by-play announcer for the Mets
- In addition, Wayne will host the post-game show featuring highlights and scores from around the league.
- He spent four seasons as the pre-game and post-game show host on the Mets Radio Network, while also serving as the team's fill-in announcer when Howie was on assignment.
- Came to New York from Chicago where he worked at CBS Radio with WSCR-AM and WBBM-AM as an anchor and talk show host while also hosting pre and post-game shows for the Chicago White Sox.
- Has also worked as a play-by-play announcer, including national television work with ESPN, FS1, Big Ten Network and MLB Network.
- Also broadcasts college football and the NFL on Sports USA Radio.
- Spent seven seasons calling minor league games for the Mobile BayBears (AA) of the Southern League and Kane County Cougars (A) of the Midwest League.
- Has a wife, Meghan, and one daughter, Jasmine.



ED COLEMAN

- After a five-year hiatus from the Mets broadcast, Ed Coleman returns to a familiar place as host of the Mets pre-game show.
- Ed will provide a Clubhouse Report in the post-game show and make regular contributions to WCBS 880.
- Coleman spent 17 seasons (1997-2013) as the host of the Mets pre- and post-game shows on WFAN Radio...Since 1993, has been the beat reporter for the Mets on WFAN and will continue to do so in his new role.
- In addition, he will team up with Howie Rose and Wayne Randazzo for select game broadcasts.
- Joined Gary Cohen in the St. John's University basketball booth on WFAN from 1998-2002.
- Has been with WFAN since the station's inception in July of 1987.
- Worked for WBZ Radio in Boston, Enterprise Radio (the nation's first all-sports talk radio station) in Hartford, CT and Curt Gowdy Productions.
- In addition, broadcast from the 1988 Summer Olympics in Seoul, South Korea and the 1992 Summer Olympics in Barcelona, Spain, both for NBC Radio and the 1994 Winter Games from Lillehammer, Norway for CBS Radio.
- Coleman lives with his wife, Kathy, and their daughters, Julia and Emma in Scarsdale, NY



BOB MURPHY

The Bob Murphy Radio Booth was dedicated on August 17, 2002 during the Mets 40th Anniversary celebration at Shea Stadium. The Mets radio booth at Citi Field bears Murphy's name, honoring the legend. The Hall of Fame Mets announcer passed away on August 3, 2004, after a battle with lung cancer. He capped off a brilliant 50-year major league career when he announced his retirement at the end of the 2003 season. Murphy had been with the Mets since the team's inception in 1962 after broadcasting for the Boston Red Sox (1954-1959) and Baltimore Orioles (1960-1961). From 1962-1978, Ralph Kiner, Lindsey Nelson and Murphy handled the broadcast duties in the radio




and television booths. Bob moved strictly into his home away from home, the radio booth in 1981. Murphy was elected into the Mets Hall of Fame in 1984 and his prestigious career was crowned when he was honored with the National Baseball Hall of Fame. Fame's Ford C. Frick Award in 1994.



BRAD HELLER

- Brad Heller will be filling in on the Mets pre-game and Clubhouse Report when Ed Coleman or Wayne Randazzo are off.
- Brad will provide special Mets coverage on WCBS 880 throughout the regular season and during the offseason as well.
- Heller has been WCBS 880's morning sports anchor since 2011.
- He has also covered New York's biggest sports stories as a reporter, including the Mets' run to the World Series in 2015.
- Brad has anchored coverage on Westwood One's national broadcasts of NCAA football and basketball, as well as numerous summer and winter Olympics.
- A Syracuse University graduate, Heller grew up in Rockland County, NY, currently he lives in Manhattan.



CHRIS MAJKOWSKI

- Chris Majkowski enters his 27th season as the producer-engineer for the Mets... Will enter the 2019 season having engineered 4,083 consecutive games dating to August 8, 1993.
- Also works with the New York Giants, New York Knicks, New York Rangers and St. John's University.
- Worked the 2000 and 2015 World Series as well as the 1999 NBA Finals, 2014 Stanley Cup Final and three Super Bowls.
- Graduated from Fordham University in 1989 where he worked for Fordham's radio station, WFUV.
- Continues to do the public address for football and basketball games at Rose Hill.
- Raised on Long Island in Albertson, NY.



PUBLIC ADDRESS ANNOUNCERS

Jack E. Lee	(1962-August, 1966)
Dan Reilly	(two homestands in 1966)
Jack Lightcap	(1966-1970)
Loren Matthews.....	(1970-1976)
Jack Franchetti	(1977-1987)
Pete Larkin	(1988-1993)
Don & Doug Gould	(1994)
Del DeMontreux.....	(1995-1999)
Roger Luce	(2000-2003)
Alex Anthony.....	(2003-2017)
COLIN COSELL & MARYSOL CASTRO	(2018-Present)

JUAN ALICEA

- Juan Alicea has been with the Mets since 1969 in a variety of scouting, community relations and broadcasting positions.
- Scouted Lee Mazzilli and Nino Espinosa, who signed and played for the Mets.
- As Hispanic Broadcast Coordinator, has been involved with many of the Mets' successful marketing and public relations initiatives in the community... Continues to provide assistance and advice in his area of expertise as needed.
- Has been a broadcaster for the Mets Spanish Network since 1982 and also serves as the director and production coordinator for radio and SAP broadcasts.
- Was a member of the broadcasting team for the International Spanish Network, which carried the Mets 1986 and 1988 postseason play throughout the United States and Latin America.



MAX PEREZ JIMENEZ

- Max Perez Jimenez joined the Mets Spanish broadcast team in 2005.
- In 2016, was recognized in Santiago de los Caballeros with the Ciudad Corazon voice and talent award given out by the announcers of Santiago, DR...Was also awarded the 2016 Acroarte Award in New York, a recognition from the association of music and art critics for his work as a sports announcer and voice of the New York Mets.
- He is the New York Mets play-by-play voice en Español...Has also served as the play-by-play voice of the Brooklyn Nets in Spanish.
- Has broadcast MLB postseason action for ESPN Spanish radio since 2009.
- Began his career in the Dominican Republic in 1974 as program manager and news/sports announcer.
- From 1983-1986, he participated in the Mets Spanish Broadcast as assistant producer, analyst and play-by-play broadcaster.
- Since 1992, he has been the production manager and sports and news announcer at WADO 1280 AM.



NESTOR ROSARIO

- Nestor Rosario begins his ninth season as a backup broadcaster on the Mets' Spanish radio team...Joined the broadcasts in 2011, announcing 16 games...Has increased his appearances and began filling in regularly in 2012.
- In addition to his backup role for the Mets, he announces the Dominican Winter League on ESPN 1050 AM.
- Began his broadcast career on sports radio in the Dominican Republic in 1992 and continued through 1997.
- In 1998, he joined the television broadcast for the Gigantes del Cibao baseball club of the Dominican Professional Baseball League and remained with them until 2005 before coming to the U.S. to pursue his professional baseball broadcasting career.



METS ON HOLIDAYS

Easter.....	15-21
Memorial Day	27-31
Mother's Day	29-31
Father's Day.....	30-34
Independence Day	31-36
Labor Day	27-35

ON THE AIR

YEARS

ANNOUNCERS

- 1962-73** **RADIO & TV:**
Ralph Kiner, Bob Murphy, Lindsey Nelson
SPANISH RADIO:
Miguel Angel Torres, Salomon Volpe
- 1974-78** **RADIO & TV:**
Ralph Kiner, Bob Murphy, Lindsey Nelson
SPANISH RADIO:
Juan Vene, Jose Valdivielso, Buck Canel
- 1979** **RADIO & TV:**
Ralph Kiner, Bob Murphy, Steve Albert
SPANISH RADIO:
Juan Vene, Jose Valdivielso, Buck Canel
- 1980** **RADIO & TV:**
Ralph Kiner, Bob Murphy, Steve Albert
SPANISH RADIO:
Juan Vene, Jose Valdivielso, Buck Canel
CABLE TV:
Art Shamsky, Bob Goldsholl
- 1981** **RADIO:**
Ralph Kiner, Bob Murphy, Steve Albert, Art Shamsky
SPANISH RADIO:
Juan Vene, Jose Valdivielso, Buck Canel
TV:
Kiner, Murphy, Albert
CABLE TV:
Kiner, Murphy, Albert, Shamsky
- 1982** **RADIO:**
Bob Murphy, Steve LaMar
SPANISH RADIO:
Juan Vene, Juan Alicea
TV & CABLE TV:
Ralph Kiner, Lorn Brown
- 1983** **RADIO:**
Bob Murphy, Steve LaMar
SPANISH RADIO:
Oscar Polo, Juan Alicea, Max Perez Jimenez
TV:
Ralph Kiner, Tim McCarver, Steve Zabriskie
CABLE TV:
Kiner, McCarver, Bud Harrelson
- 1984** **RADIO:**
Bob Murphy, Steve LaMar
SPANISH RADIO:
Oscar Polo, Juan Alicea, Max Perez Jimenez
TV:
Ralph Kiner, Tim McCarver, Steve Zabriskie
CABLE TV:
Kiner, McCarver, Fran Healy
- 1985** **RADIO:**
Bob Murphy, Gary Thorne
SPANISH RADIO:
Oscar Polo, Juan Alicea, Max Perez Jimenez
TV:
Ralph Kiner, Tim McCarver, Steve Zabriskie
CABLE TV:
Kiner, McCarver, Fran Healy
- 1986** **RADIO:**
Bob Murphy, Gary Thorne
SPANISH RADIO:
Oscar Polo, Juan Alicea, Max Perez Jimenez
TV:
Ralph Kiner, Tim McCarver, Steve Zabriskie, Rusty Staub
CABLE TV:
Kiner, McCarver, Staub, Fran Healy

YEARS

ANNOUNCERS

- 1987** **RADIO:**
Bob Murphy, Gary Thorne
SPANISH RADIO:
Billy Berroa, Armando Talavera, Juan Alicea
TV:
Ralph Kiner, Tim McCarver, Steve Zabriskie, Rusty Staub
CABLE TV:
Kiner, McCarver, Staub, Fran Healy
- 1988** **RADIO:**
Bob Murphy, Gary Thorne
SPANISH RADIO:
Billy Berroa, Armando Talavera, Juan Alicea
TV:
Ralph Kiner, Tim McCarver, Steve Zabriskie, Rusty Staub
CABLE TV:
Kiner, McCarver, Fran Healy
- 1989** **RADIO:**
Bob Murphy, Gary Cohen
SPANISH RADIO:
Billy Berroa, Armando Talavera, Juan Alicea
TV:
Ralph Kiner, Tim McCarver, Steve Zabriskie
CABLE TV:
Kiner, Fran Healy, Rusty Staub
- 1990-91** **RADIO:**
Bob Murphy, Gary Cohen
SPANISH RADIO:
Billy Berroa, Renato Morffi, Armando Talavera, Juan Alicea
TV:
Ralph Kiner, Tim McCarver
CABLE TV:
Kiner, Fran Healy, Rusty Staub
- 1992-93** **RADIO:**
Bob Murphy, Gary Cohen, Todd Kalas
SPANISH RADIO:
Billy Berroa, Renato Morffi, Armando Talavera, Juan Alicea
TV:
Ralph Kiner, Tim McCarver
CABLE TV:
Kiner, Fran Healy, Rusty Staub
- 1994-95** **RADIO:**
Bob Murphy, Gary Cohen, Howie Rose
SPANISH RADIO:
Juan Alicea, Renato Morffi
TV:
Ralph Kiner, Tim McCarver, Gary Thorne
CABLE TV:
Kiner, Fran Healy, Rusty Staub
- 1996** **RADIO:**
Bob Murphy, Gary Cohen, Ed Coleman
SPANISH RADIO:
Juan Alicea, Billy Berroa
TV:
Ralph Kiner, Tim McCarver, Gary Thorne
CABLE TV:
Kiner, Howie Rose, Fran Healy, Matt Loughlin
- 1997-98** **RADIO:**
Bob Murphy, Gary Cohen, Ed Coleman
SPANISH RADIO:
Juan Alicea, Billy Berroa
TV:
Ralph Kiner, Tim McCarver, Gary Thorne
CABLE TV:
Kiner, Howie Rose, Fran Healy, Matt Loughlin

FLAGSHIP TV STATION: WWOR-TV 9 (1962-1998); WPIX-TV (1999-2006); CW-11 (2006-2008); PIX-11 (2009-present)

FLAGSHIP CABLE TV STATION: SportsChannel (1982-1997); Fox Sports New York (1998-2005); SportsNet New York (2006-present)

YEARS ANNOUNCERS

- 1999-01** **RADIO:**
Bob Murphy, Gary Cohen, Ed Coleman
SPANISH RADIO:
Juan Alicea, Billy Berroa
TV:
Tom Seaver, Gary Thorne, Keith Hernandez
CABLE TV:
Ralph Kiner, Howie Rose, Fran Healy, Matt Loughlin
- 2002** **RADIO:**
Bob Murphy, Gary Cohen, Ed Coleman, Ted Robinson
SPANISH RADIO:
Juan Alicea, Billy Berroa
TV:
Tom Seaver, Gary Thorne
CABLE TV:
Ralph Kiner, Howie Rose, Fran Healy, Matt Loughlin, Robinson, Keith Hernandez
- 2003** **RADIO:**
Bob Murphy, Gary Cohen, Ted Robinson, Howie Rose, Ed Coleman
SPANISH RADIO:
Juan Alicea, Billy Berroa
TV:
Tom Seaver, Dave O'Brien, Ralph Kiner, Keith Hernandez
CABLE TV:
Fran Healy, Robinson, Hernandez, Kiner, Rose, Matt Loughlin
- 2004** **RADIO:**
Gary Cohen, Howie Rose, Ed Coleman
SPANISH RADIO:
Juan Alicea, Billy Berroa
TV:
Tom Seaver, Dave O'Brien, Ralph Kiner, Keith Hernandez
CABLE TV:
Fran Healy, Ted Robinson, Hernandez, Kiner, Matt Loughlin
- 2005** **RADIO:**
Gary Cohen, Howie Rose, Ed Coleman
SPANISH RADIO:
Juan Alicea, Billy Berroa, Max Perez Jimenez
TV:
Tom Seaver, Dave O'Brien, Ralph Kiner, Keith Hernandez
CABLE TV:
Fran Healy, Ted Robinson, Hernandez, Kiner, Matt Loughlin
- 2006** **RADIO:**
Howie Rose, Tom McCarthy, Ed Coleman
SPANISH RADIO:
Juan Alicea, Billy Berroa
TV:
Gary Cohen, Ron Darling, Keith Hernandez, Ralph Kiner, Chris Cotter
CABLE TV:
Cohen, Darling, Hernandez, Kiner, Cotter
- 2007** **RADIO:**
Howie Rose, Tom McCarthy, Ed Coleman
SPANISH RADIO:
Juan Alicea, Billy Berroa, Max Perez Jimenez
TV:
Gary Cohen, Ron Darling, Keith Hernandez, Ralph Kiner, Kevin Burkhardt
CABLE TV:
Cohen, Darling, Hernandez, Kiner, Burkhardt

YEARS ANNOUNCERS

- 2008-09** **RADIO:**
Howie Rose, Wayne Hagin, Ed Coleman
SPANISH RADIO:
Juan Alicea, Max Perez Jimenez
TV:
Gary Cohen, Ron Darling, Keith Hernandez, Ralph Kiner, Kevin Burkhardt
CABLE TV:
Cohen, Darling, Hernandez, Kiner, Burkhardt
- 2010-11** **RADIO:**
Howie Rose, Wayne Hagin, Ed Coleman
SPANISH BROADCAST:
Juan Alicea, Max Perez Jimenez
TV:
Gary Cohen, Ron Darling, Keith Hernandez, Ralph Kiner, Kevin Burkhardt
CABLE TV:
Cohen, Darling, Hernandez, Kiner, Burkhardt
- 2012-13** **RADIO:**
Howie Rose, Josh Lewin, Ed Coleman
SPANISH BROADCAST:
Juan Alicea, Max Perez Jimenez, Nestor Rosario
TV:
Gary Cohen, Ron Darling, Keith Hernandez, Ralph Kiner, Kevin Burkhardt
CABLE TV:
Cohen, Darling, Hernandez, Kiner, Burkhardt
- 2014** **RADIO:**
Howie Rose, Josh Lewin
SPANISH BROADCAST:
Juan Alicea, Max Perez Jimenez, Nestor Rosario
TV:
Gary Cohen, Ron Darling, Keith Hernandez, Kevin Burkhardt
CABLE TV:
Cohen, Darling, Hernandez, Burkhardt
- 2015-18** **RADIO:**
Howie Rose, Josh Lewin, Wayne Randazzo
SPANISH BROADCAST:
Juan Alicea, Max Perez Jimenez, Nestor Rosario
TV:
Gary Cohen, Ron Darling, Keith Hernandez, Steve Gelbs
CABLE TV:
Cohen, Darling, Hernandez, Gelbs
- 2019** **RADIO:**
Howie Rose, Wayne Randazzo, Ed Coleman
SPANISH BROADCAST:
Juan Alicea, Max Perez Jimenez, Nestor Rosario
TV:
Gary Cohen, Ron Darling, Keith Hernandez, Steve Gelbs
CABLE TV:
Cohen, Darling, Hernandez, Gelbs

FLAGSHIP RADIO STATION: WABC 770 (1962-1963); WJrz 970 (1967-1971); WNEW 1130 (1975-1977); WHN 1050 (1964-1966, 1972-1974, 1983-1987); WMCA 570 (1978-1982); WFAN 1050 (1987-1988); WFAN 101.9/660 (1989-2013); WOR (2014-2018); WCBS 880 (2019)

FLAGSHIP SPANISH RADIO STATION: WHOM 1480 (1962-1974); VENE INTERNATIONAL NETWORK (1975-1981); WBNX 1380 (1982); WKDM 1380 (1983-1986); WJIT 1480 (1987-1989); WSKQ 620 (1990-1996); WADO 1280 (1997-2009); WQBU 92.7 (2010-2012); 1050 ESPN Deportes (2013-present)

FIRST DATA FIELD

525 Northwest Peacock Boulevard • Port St. Lucie, FL 34986
(772) 871-2100 • Tickets (772) 871-2115

EST. 1988 • CAPACITY 7,000



Constructed in 1988, First Data Field is the spring training home of the New York Mets, as well as the home to the St. Lucie Mets (A) of the Florida State League and the Gulf Coast Mets rookie league team. Originally named Thomas J. White Stadium in honor of the man whose development company built and secured financing for the stadium project, which was the anchor of White's 4,614-acre master-planned St. Lucie West community. Thomas J. White Stadium opened on March 5, 1988.

The Mets moved their spring training home to Port St. Lucie in 1988 after being located in St. Petersburg from 1962-1987.

The ballpark underwent its biggest improvement program following spring training in 2003. The \$10 million that was spent modified, enhanced and expanded the stadium, which was renamed First Data Field upon the completion of the renovations.

First Data Field received several new features in 2012. The right field bleacher was replaced with 500 field-level seats, highlighted by an outdoor bar and grill similar to the third-base side Tiki Bar.

The right field section was also connected to the outfield grass berm area for easy access throughout the facility. The scoreboard was upgraded to include a larger screen and now replays highlights in HD.

Beyond the stadium gates stands an eight-foot tall sculpture that features a piece of steel that was originally part of the World Trade Center. The sculpture also displays the date 9-11-01 on the piece of steel which rests between two twin towers.

The stadium's newest addition is the Barwis Methods gym, added in 2014 underneath the right field stands. The world-class facility features Barwis Methods trainers, programs, equipment and more and is quickly becoming recognized as the most desired training facility in the south for professional and elite athletes of all sports. It is open to the public. For more information please call 772-871-2123.

The stadium has a seating capacity of 7,000 and is available for baseball tournaments, concerts, festivals and much more.



Barwis Methods Gym at First Data Field

2019 SPRING TRAINING SCHEDULE

Date	Day	Opponent	Location	Time	TV	Radio
2/23	Saturday	Atlanta Braves	Port St. Lucie	1:10 P.M.	SNY	WCBS
2/24	Sunday	Houston Astros	Port St. Lucie	1:10 P.M.	PIX11	WCBS
2/25	Monday	Houston Astros	West Palm Beach	1:10 P.M.		
2/26	Tuesday	Detroit Tigers (SS)	Port St. Lucie	1:10 P.M.	SNY	
	Tuesday	Atlanta Braves (SS)	Disney	1:05 P.M.		
2/27	Wednesday	Miami Marlins	Port St. Lucie	1:10 P.M.	SNY	
2/28	Thursday	St. Louis Cardinals	Jupiter	1:05 P.M.		
3/1	Friday	Detroit Tigers	Lakeland	1:10 P.M.		
3/2	Saturday	Houston Astros	Port St. Lucie	1:10 P.M.	PIX11	WCBS
3/3	Sunday	St. Louis Cardinals	Jupiter	1:05 P.M.		WCBS
3/4	Monday	Boston Red Sox (SS)	Port St. Lucie	1:10 P.M.	SNY	
	Monday	Houston Astros (SS)	West Palm Beach	1:05 P.M.		
3/5	Tuesday	Miami Marlins	Jupiter	1:05 P.M.		
3/6	Wednesday	Off Day				
3/7	Thursday	Washington Nationals	West Palm Beach	1:05 P.M.		
3/8	Friday	Miami Marlins	Port St. Lucie	1:10 P.M.	SNY	
3/9	Saturday	Boston Red Sox	Fort Myers	1:05 P.M.		
3/10	Sunday	St. Louis Cardinals	Port St. Lucie	1:10 P.M.	PIX11	WCBS ESPND
3/11	Monday	Houston Astros	West Palm Beach	1:05 P.M.		
3/12	Tuesday	Miami Marlins	Jupiter	1:05 P.M.		
3/13	Wednesday	Houston Astros	Port St. Lucie	1:10 P.M.	SNY	
3/14	Thursday	St. Louis Cardinals	Jupiter	1:05 P.M.		
3/15	Friday	Washington Nationals	Port St. Lucie	1:10 P.M.	SNY	
3/16	Saturday	Miami Marlins	Jupiter	1:05 P.M.		WCBS
3/17	Sunday	Washington Nationals	West Palm Beach	1:05 P.M.		WCBS
3/18	Monday	Washington Nationals	Port St. Lucie	1:10 P.M.	SNY	
3/19	Tuesday	Miami Marlins	Jupiter	1:05 P.M.		
3/20	Wednesday	Off Day				
3/21	Thursday	Miami Marlins	Port St. Lucie	1:10 P.M.	SNY	
3/22	Friday	St. Louis Cardinals (SS)	Port St. Lucie	1:10 P.M.	SNY	
	Friday	Houston Astros (SS)	West Palm Beach	6:05 P.M.		WCBS
3/23	Saturday	Atlanta Braves	Disney	1:05 P.M.		WCBS ESPND
3/24	Sunday	Washington Nationals	Port St. Lucie	12:10 P.M.	SNY	WCBS
3/25	Monday	Baltimore Orioles	Sarasota	1:05 P.M.		

WCBS - Games can be heard on WCBS (880 AM)

SNY - Games can be seen on SportsNet New York

PIX11 - Games can be seen on PIX11 (Channel 11)

ESPND - Games can be heard on ESPN Deportes (1050 AM)

All times are Eastern Standard Time.

ALL-TIME SPRING TRAINING RECORDS

Year.....	W-L-T	Pct.	Year.....	W-L-T	Pct.	Year.....	W-L-T	Pct.
1962.....	12-15.....	.444	1981.....	13-11.....	.542	2000.....	14-12.....	.538
1963.....	15-12.....	.556	1982.....	10-14.....	.417	2001.....	18-10.....	.643
1964.....	10-17.....	.370	1983.....	11-12.....	.478	2002.....	12-19-1.....	.387
1965.....	11-15.....	.423	1984.....	13-11.....	.542	2003.....	16-14-2.....	.533
1966.....	14-10.....	.583	1985.....	13-12.....	.520	2004.....	13-20-1.....	.394
1967.....	13-13.....	.500	1986.....	13-13.....	.500	2005.....	17-11-2.....	.607
1968.....	9-18.....	.333	1987.....	12-14.....	.462	2006.....	16-14-1.....	.533
1969.....	14-10.....	.583	1988.....	19-10.....	.655	2007.....	12-21-1.....	.353
1970.....	13-12.....	.520	1989.....	12-18.....	.400	2008.....	20-11-1.....	.645
1971.....	15-12.....	.556	1990.....	8-5.....	.615	2009.....	18-15-1.....	.529
1972.....	15-8.....	.652	1991.....	15-14.....	.517	2010.....	14-16.....	.467
1973.....	11-13.....	.458	1992.....	15-15.....	.500	2011.....	17-15-2.....	.531
1974.....	11-13.....	.458	1993.....	15-14.....	.517	2012.....	9-20-2.....	.310
1975.....	8-18.....	.308	1994.....	21-13.....	.618	2013.....	15-15.....	.500
1976.....	4-11.....	.267	1995.....	17-20.....	.459	2014.....	14-16-2.....	.467
1977.....	11-14.....	.440	1996.....	16-12.....	.571	2015.....	19-12-2.....	.613
1978.....	10-15.....	.400	1997.....	10-15.....	.400	2016.....	8-17-5.....	.320
1979.....	10-13.....	.435	1998.....	19-11.....	.633	2017.....	15-17-3.....	.429
1980.....	5-11.....	.313	1999.....	15-16.....	.484	2018.....	10-18-1.....	.357
						TOTALS 755-793-27488		

METS BEAT WRITERS

In addition to SNY's Steve Gelbs and WCBS's Ed Coleman the Mets have seven reporters who will travel with the team during the 2019 season.



TIM BRITTON
The Athletic



TONY DiCOMO
MLB.com



MATT EHALT
Bergen Record



TIM HEALEY
Newsday



MIKE PUMA
New York Post



DEESHA THOSAR
New York Daily News



JAMES WAGNER
New York Times

CITI FIELD DIAGRAM



● Wheelchair accessible

- Netting at Front of Section - 8 ft
- Netting at Front of Section - 30 ft

STERLING LEVEL

- First Data Platinum (Rows 1-2)
- First Data Gold (Rows 3-8)
- Delta Silver (Rows 9 & higher)
- Delta Sky Deck
- Sterling Suites

FIELD LEVEL

- Metropolitan Platinum (Rows 1-2)
- Metropolitan Gold (Rows 3-6)
- Metropolitan Silver (Rows 7-12)
- Metropolitan Bronze (Rows 13-22)
- Metropolitan Box (Rows 23-31)
- Hyundai Club

FIELD LEVEL

- Field Gold (Rows A & B)
- Field Silver (Rows C-E, 1-6)
- Field Box (Rows 7-34) / Metropolitan Wheelchair
- Baseline Gold (Rows A-E)
- Baseline Silver
- Baseline Box
- Field Reserved
- Big Apple Reserved
- Citi Pavilion
- Honda Clubhouse
- M&M'S Seats

PORSCHE SUITES

- Porsche Suites
- Porsche Party Suites

EXCELSIOR LEVEL

- Excelsior Gold
- Excelsior Box
- Bud Light Landing
- Coca-Cola Corner
- Blue Point Patio

PROMENADE LEVEL

- Promenade Gold
- Promenade Box
- Promenade Infield
- Promenade Reserved
- Promenade Outfield



Mr. MET

00 Mascot

@MrMet

HT	6-10	WT	?	BT	S	TH	R
----	------	----	---	----	---	----	---

OPENING DAY AGE 57
BIRTHDATE April 11, 1962
BIRTHPLACE Flushing, NY
RESIDES Flushing, NY
MLB SERVICE TIME 56 Years, 0 Days
SIGNED BY Joan Payson
HOW OBTAINED Born a Mets Fan
CONTRACT STATUS Signed through forever

CAREER HIGHLIGHTS

- Born in 1962 at the team's inception, Mr. Met began his baseball career as a character on the cover of game programs in 1963.
- The following year, Mr. Met became Major League Baseball's first live-action mascot of the modern era.
- Since 1993, Mr. Met has been a mainstay at every Mets home game.
- On Opening Day 2000, he became the first major league mascot to entertain fans overseas when he appeared at Japan's Tokyo Dome when the Mets played the Chicago Cubs.
- Mr. Met was inducted into the Mascot Hall of Fame in 2007 and has continued to entertain fans of all ages by posing for photos with kids, launching t-shirts into the stands and leading the crowd during the 7th-inning stretch.
- Was voted America's Favorite Sports Mascot by Forbes in 2012.
- Helped the club reintroduce Mrs. Met in time for the 2013 All-Star Game at Citi Field.
- Is on Twitter as @MrMet...Please excuse the six-finger typos from his big fuzzy hands as he gives his take on all things Mets in 280 characters or less.





NATIONAL BASEBALL HALL OF FAME AND MUSEUM

25 Main Street, Cooperstown, New York 13326

Phone: (607) 547-7200

Public Relations: (607) 547-0215

E-mail address: info@baseballhall.org

Website: baseballhall.org

Summer Hours: Memorial Day Weekend - Labor Day Weekend: 9 a.m. to 9 p.m.

Regular Hours: 9 a.m. to 5 p.m.

Holiday Closings: Thanksgiving Day, Christmas Day, and New Year's Day.

DIRECTORY: Jane Forbes Clark (Chairman), Joe Morgan (Vice Chairman), Jeff Idelson (President), Jeff Jones (Senior Vice President of Finance and Administration), Sean Gahagan (Vice President, Retail Merchandising & Licensing), Erik Strohl (Vice President, Exhibitions and Collections), Ken Meifert (Vice President, Sponsorship & Development)

RESEARCH AND LIBRARY CONTACTS: Jim Gates (Librarian)

PR CONTACTS: Jon Shestakofsky (Vice President, Communications & Education) and Craig Muder (Communications Director)

HALL OF FAME WEEKEND 2019: July 19-22

Class of 2019: Harold Baines, Roy Halladay, Edgar Martinez, Mike Mussina, Mariano Rivera and Lee Smith

Awards Presentation: Sat. July 20, 4:30 p.m. ET **Induction:** Sun. July 21, 1:30 p.m. ET, Clark Sports Center

METS IN THE HALL OF FAME

With his election to the Class of 2016, Mike Piazza followed Tom Seaver as the second player to represent the Mets on his Hall of Fame plaque. Eighteen former players, managers and executives with ties to the New York Mets have earned election to the Baseball Hall of Fame. Others include Richie Ashburn, Yogi Berra, Gary Carter, Tom Glavine, Rickey Henderson, Pedro Martinez, Willie Mays, Eddie Murray, Nolan Ryan, Duke Snider, Warren Spahn, Casey Stengel, Joe Torre and George Weiss. For a complete list of Mets in the Hall of Fame, visit the "Hall of Famers" team pages at www.baseballhall.org.

NOTABLE METS ARTIFACTS IN COOPERSTOWN

- Jersey worn by Daniel Murphy during the 2015 Postseason, when he captured the NLCS MVP Award and hit seven home runs in 14 games.
- Jersey worn by Yoenis Cespedes on Aug. 21, 2015, when he became the first player in history to record three home runs, five hits, seven runs batted in and a steal in one game.
- Jersey worn by Curtis Granderson on July 27, 2014 featuring the Hall of Fame's 75th anniversary patch.
- Jersey won by National League Cy Young Award winner R.A. Dickey when he won his 16th game of the season on Aug. 25, 2012.
- Bat used by David Wright for Team USA's walk-off win over Puerto Rico in the second round of the 2009 World Baseball Classic.
- Cap worn by Carlos Beltran of Team Puerto Rico in the 2009 World Baseball Classic.
- Ticket from the final New York Mets opening day at Shea Stadium on April 8, 2008.
- Jersey and ball from Tom Glavine's 300th career victory on Aug. 5, 2007.
- Jersey worn by Pedro Martinez to record his 3,000th strikeout on Sept. 3, 2007.
- Bat used by Julio Franco to hit a home run on April 20, 2006; he became the oldest player to homer in MLB history.
- Bat used by Mike Piazza on May 5, 2004 to set the homer mark for catchers at 352.
- Bat used by Futures Game MVP Jose Reyes in 2002 in Milwaukee.
- NYPD and FDNY caps worn by Mets players in 2001 to honor the Sept. 11 attacks.
- Jersey with USA patch worn by John Franco on Sept. 17, 2001, first game after 9/11.
- Bats used by Robin Ventura to hit grand slams in both games of a doubleheader on May 20, 1999.
- Tickets from Game 6 of the 1986 World Series, when the Mets rallied to defeat Boston and force Game 7.
- National League Cy Young Award trophies won by Tom Seaver in 1969 and 1975.



Bat used by Mike Piazza on May 5, 2004 to set a new home run mark for catchers.

A LOOK AHEAD TO 2020

Ballots for the 2020 Hall of Fame/BBWAA election will be distributed following the 2019 season with results from the voting scheduled to be announced in January 2020. A partial list of first-year candidates for election includes: Derek Jeter, Paul Konerko, Cliff Lee and Alfonso Soriano. Historical information on past BBWAA elections and the election process can be accessed at www.baseballhall.org or by contacting the Hall of Fame Communications department.

CONNECT TO COOPERSTOWN

- For up-to-the-minute news from Cooperstown, visit at www.baseballhall.org. Stay up-to-date on all the activity at the Hall of Fame's official site and through social networking on Facebook, Instagram, Twitter and YouTube.
- If you would like to receive interesting stories and timely news items direct from the Hall of Fame and get the inside track on the latest happenings in Cooperstown, sign up for **Inside Pitch**. There's no cost to receive our weekly electronic newsletter in your e-mail box at home or work and it's easy to enroll: Just log on to www.baseballhall.org/media/museum-facts.
- If you have an interest in receiving **Around The Horn**, the Hall's monthly media newsletter, please send an e-mail to info@baseballhall.org. Be sure to include your name, name of organization and e-mail address. Or visit www.baseballhall.org/media-info.

RESEARCH ASSISTANCE

The Hall of Fame is pleased to provide assistance in baseball research and members of the media are encouraged to utilize this valuable baseball resource whenever necessary by calling the Public Relations department at (607) 547-0215, or the Library Reference desk at (607) 547-0330.

FILLER INDEX

FIELDING

Fielding Bests.....	448
Love That Glove.....	157
Most Games Played by Position.....	90
Outfield Assist Leaders.....	182
Triple Plays.....	448

HISTORY

108 Club.....	436
1-0 Games.....	136
2018 Mets Draft Picks.....	258
40th Anniversary Team.....	378
All-Time Mets Coaches.....	69
Best Homestands.....	447
Best Postseason Records.....	463
Best Record After.....	422
Best Road Trips.....	447
Biggest Blown Leads.....	214
Biggest Comebacks.....	423
Bob Murphy.....	503
Expansion Mets.....	370
Family.....	65
First-Round Picks.....	251
General Managers.....	30
Last Trade With.....	401
Logo.....	36
Managers.....	61
Marathon Games in Mets History.....	74
Mets Hall-of-Fame.....	343
Mets on Holidays.....	505
Mets Who Played for the Yankees.....	437
Milestone Wins.....	372
Murphy Award Winners.....	262
Never Too Young.....	376
NL East Clinching Dates.....	489
Ownership.....	22
Presidents.....	21
Ralph Kiner.....	500
The Name is Mets.....	58
Tie Games.....	348
Two Stadium Doubleheaders.....	438
Vs. Yankees.....	438
Webster Award Winners.....	260
Winning/Losing Streaks.....	420
Worst Homestands.....	447
Worst Road Trips.....	447
Yankee-Mets Deals.....	438

HITTING

All-Time Home Run/RBI Leaders by Position.....	373
Big Innings.....	63
Five-Hit Games.....	179
Hit for the Cycle.....	415
Hitting Streaks.....	324
Last Time Mets Scored.....	200
Nine for Nine.....	176
Most Extra-base Hits Since 2007.....	98
Most Hits by a Mets Pitcher.....	111
Most Runs Scored by Inning.....	139
Pitchers' Batting Records.....	168
Six-Hit Games.....	179
When Was the Last Time.....	442-443

HOME RUNS

1-0 Wins by a Home Run.....	148
1-0 Losses by a Home Run.....	392
All-Time Grand Slam Leaders.....	446
From Both Sides.....	165
Home Run in First At-Bat as a Met.....	159
Inside-the-Park Home Runs.....	351
Milestone Home Runs in Mets History.....	374
Most Home Runs by Mets Opponent.....	207
Last Seven Home Runs by Mets pitchers.....	172
Pitcher Grand Slams.....	197
Three Home Runs vs. Mets.....	432

MISCELLANEOUS

Citi Field Tours.....	54
Dominican Baseball Academy.....	267
Doubleheaders vs. Opponents.....	435
Meet the Mets Song.....	76
Mets Connection to Japan.....	142
Pre-Game Timetable.....	33
Public Address Announcers.....	504

PINCH-HITTING

All-Time Pinch-Hit Home Run Leaders.....	445
In a Pinch.....	100

PITCHING

Almost Perfect.....	187
Best Postseason ERA.....	466
Cy Young Award Winners.....	125
First Batter Faced.....	84
Four Strikeouts in an Inning.....	433
Individual Scoreless Streaks.....	230
Last Time Mets Allowed.....	115
Last Time A Mets Pitcher.....	444
Team Longest Scoreless Streaks.....	67
Most Home Runs Surrendered by a Mets Pitcher.....	416
Most Runs Allowed by Inning.....	152
No-Hitter & One-Hitters.....	402
No-Hitters vs. the Mets.....	191
Perfect Innings.....	443
Shutouts/Back-to-Back Starts.....	190
Two Wins in One Day.....	146

2019 PROMOTIONS

PROMOTIONS ARE SUBJECT TO CHANGE

vs.



- Thurs 4 **2019 Magnetic Schedule**
(all fans) presented by Hyundai
- Sat 6 **Todd Frazier WWE Day Bobblehead**
(first 25,000 fans)
- Sun 7 **Jacob deGrom Cy Young Bobblehead**
(first 25,000 fans) presented by Citi 🏆



- Fri 26 **Free Shirt Friday**
(all fans) presented by Coca-Cola
- Sat 27 **Game Of Thrones/Noah Syndergaard Bobblehead**
(first 25,000 fans)
- Sun 28 **Baseball Socks**
(first 15,000 fans) presented by Empire City Casino 🏆

vs.



- Fri 10 **Free Shirt Friday**
(all fans) presented by First Data
- Sat 11 **Fireworks Night**
- Sun 12 **Mother's Day Infinity Scarfs**
(all Moms) 🏆



- Fri 24 **Free Shirt Friday**
(all fans)
- Sat 25 **Star Wars™ Night Obi-Wan Canóbi Bobblehead**
(first 25,000 fans) presented by Northwell Health
- Sun 26 **Tote Bag**
(all fans) presented by MLB Network 🏆

vs.



- Fri 7 **Free Shirt Friday**
(all fans) presented by Premio Sausage
- Sat 8 **Fireworks Night**
- Sun 9 **Sunglasses**
(first 15,000 fans) presented by Ford 🏆



- Fri 14 **Free Shirt Friday**
(all fans) presented by Goya
- Sat 15 **Player Gnome**
(first 25,000 fans) presented by Delta Air Lines
- Sun 16 **Father's Day Mets Cap**
(all Dads) presented by Nathan's 🏆



- Fri 28 **1969 Replica Jersey**
(all fans) presented by McDonald's
- Sat 29 **1969 Pregame Ceremony & Pennant**
(first 15,000 fans)
- Sun 30 **1969 Replica Ring**
(first 15,000 fans) presented by H.L. Gross Jewelers

vs.



- Fri 5 **Seinfeld Night**
(first 25,000 fans)
- Sat 6 **TBD**
(first 25,000 fans)
- Sun 7 **Spider-Man Bobblehead – Marvel Super Hero™ Day** (first 25,000 fans) 🏆



- Fri 26 **Replica Jersey**
(all fans)
- Sat 27 **Mr. Met on the Moon Bobblehead**
(first 25,000 fans) presented by Citi
- Sun 28 **Visor**
(first 15,000 fans) presented by Hospital for Special Surgery 🏆

vs.



- Fri 9 **Free Shirt Friday**
(all fans)
- Sat 10 **Mets Hawaiian Shirt**
(first 15,000 fans) presented by Toyota
- Sun 11 **National Baseball Card Day Pack**
(all fans) presented by Topps 🏆



- Fri 23 **Free Shirt Friday**
(all fans)
- Sat 24 **Fireworks Night**
- Sun 25 **Tie-Dye Bandana**
(first 15,000 fans) 🏆

vs.



- Fri 6 **Free Shirt Friday**
(all fans)
- Sat 7 **TBD**
(first 15,000 fans)
- Sun 8 **Toy Truck**
(first 15,000 fans) presented by W.B. Mason 🏆



- Fri 13 **Free Shirt Friday**
(all fans)
- Sat 14 **Build-A-Bear Teddy**
(first 15,000 fans) presented by Nikon
- Sun 15 **Beanie**
(first 15,000 fans) presented by Justworks 🏆



- Fri 27 **Free Shirt Friday**
(all fans) presented by Rubie's Costume Company
- Sat 28 **Fleece Blanket**
(first 15,000 fans) presented by The Northwest Company
- Sun 29 **2020 Magnetic Schedule**
(all fans) 🏆



Mr. Met Dash presented by Northwell Health • Kids 12 & under can run the bases postgame following Sunday afternoon home games

2019 SCHEDULE

MARCH / APRIL

SUN	MON	TUE	WED	THU	FRI	SAT
				28 WAS 1:05	29	30 WAS 1:05
31 WAS 1:35	1 MIA 7:10	2 MIA 7:10	3 MIA 6:10	4 W 1:10	5	6 W 1:10
7 W 1:10	8	9 T 7:10	10 T 7:10	11 ATL 7:20	12 ATL 7:20	13 ATL 7:20
14 ATL 1:20	15 PHI 7:05	16 PHI 7:05	17 PHI 1:05	18	19 STL 8:15	20 STL 2:15
21 STL 2:15	22 P 7:10	23 P 7:10	24 P 7:10	25	26 M 7:10	27 M 7:10
28 M 1:10	29 R 7:10	30 R 7:10				

JUNE

SUN	MON	TUE	WED	THU	FRI	SAT
						1 AZ 10:10
2 AZ 4:10	3	4 S 7:10	5 S 7:10	6 S 7:10	7 CR 7:10	8 CR 7:15
9 CR 1:10	10 NYY 7:05	11 NYY 7:05	12	13 B 7:10	14 B 7:10	15 B 7:10
16 B 1:10	17 ATL 7:20	18 ATL 7:20	19 ATL 7:20	20 CHC 8:05	21 CHC 2:20	22 CHC 2:20
23 CHC TBD	24 PHI 7:05	25 PHI 7:05	26 PHI 7:05	27 PHI 1:05	28 A 7:10	29 A 4:10
30 A 1:10						

AUGUST

SUN	MON	TUE	WED	THU	FRI	SAT
				1 CWS TBD	2 PIT 7:05	3 PIT 7:05
4 PIT 1:35	5 M 7:10	6 M 7:10	7 M 12:10	8	9 W 7:10	10 W 7:10
11 W 1:10	12	13 ATL 7:20	14 ATL 7:20	15 ATL 7:20	16 KC TBD	17 KC TBD
18 KC TBD	19	20 C 7:10	21 C 7:10	22 C 7:10	23 A 7:10	24 A 7:10
25 A 1:10	26	27 C 7:10	28 C 7:10	29 C 7:10	30 PHI 7:05	31 PHI 6:05

MAY

SUN	MON	TUE	WED	THU	FRI	SAT
			1 R 7:10	2 R 12:10	3 MIL 8:10	4 MIL 7:10
5 MIL 2:10	6 SD 10:10	7 SD 10:10	8 SD 3:40	9	10 M 7:10	11 M 7:10
12 M 1:10	13	14 WAS 7:05	15 WAS 7:05	16 WAS 1:05	17 MIA 7:10	18 MIA 4:10
19 MIA 1:10	20 W 7:10	21 W 7:10	22 W 7:10	23 W 12:10	24 D 7:10	25 D 4:10
26 D 1:10	27 LA TBD	28 LA TBD	29 LA TBD	30 LA TBD	31 AZ 9:40	

JULY

SUN	MON	TUE	WED	THU	FRI	SAT
	1	2 N 7:10	3 N 7:10	4	5 P 7:10	6 P 7:15
7 P 1:10	8	9 AL 7:10 ALL-STAR GAME 7:10	10	11	12 MIA 7:10	13 MIA 6:10
14 MIA 1:10	15	16 MIN 8:10	17 MIN 1:10	18 SF 9:45	19 SF 10:15	20 SF TBD
21 SF 4:05	22	23 S 7:10	24 S 7:10	25 S 12:10	26 P 7:10	27 P 7:10
28 P 1:10	29	30 CWS TBD	31 CWS TBD			

SEPTEMBER

SUN	MON	TUE	WED	THU	FRI	SAT
1 PHI 1:05	2 WAS 1:05	3 WAS 7:05	4 WAS 1:05	5	6 P 7:10	7 P 7:10
8 P 1:10	9 A 7:10	10 A 7:10	11 A 7:10	12 A 1:10	13 LA 7:10	14 LA 7:10
15 LA 1:10	16 COL 8:40	17 COL 8:40	18 COL 3:10	19	20 CIN 7:10	21 CIN 4:10
22 CIN 1:10	23 M 7:10	24 M 7:10	25 M 7:10	26 M 7:10	27 A 7:10	28 A 7:10
29 A 3:10	30					

HOME

AWAY

subject to change

mets.com/tickets

THIS BUD'S FOR THE HOME TEAM



METS HOME RUNS HELP MORE THAN THE HOME TEAM



COMMUNITY
HOME RUNS



For every Mets home run hit at Citi Field®, Citi will donate enough for No Kid Hungry to provide 20,000 meals to help fight childhood hunger. With **288 home runs** hit over the past three seasons, that's **more than 5 million meals** and a whole lot of good for kids in need.

Learn more at nokidhungry.org/onedollar

© 2019 Citibank, N.A. Citi, Citi and Arc Design and other marks used herein are service marks of Citigroup Inc. or its affiliates, used and registered throughout the world.