



TABLE OF CONTENTS

STAFF

Front Office Directory.....	9
Ray C. Davis.....	12
Board of Directors.....	12
Bob R. Simpson.....	13
Neil Leibman.....	13
Jon Daniels.....	14
Front Office Executives.....	15
Baseball Operations.....	20

COACHING STAFF

Chris Woodward.....	30
Tony Beasley.....	32
Callix Crabbe.....	33
Oscar Marin.....	34
Héctor Ortiz.....	35
Luis Ortiz.....	36
Julio Rangel.....	37
Jayce Tingler.....	38
Don Wakamatsu.....	39
Brett Hayes/Alex Burg.....	34
Rangers Medical Staff.....	40
Baseball Support Staff.....	43

2019 TEXAS RANGERS

Elvis Andrus.....	46
Jett Bandy.....	52
Kyle Bird.....	54
Brock Burke.....	55
Matt Bush.....	56
Asdrúbal Cabrera.....	59
Willie Calhoun.....	62
Jesse Chavez.....	64
Shin-Soo Choo.....	67
Zac Curtis.....	71
Chase d'Arnaud.....	73
Matt Davidson.....	75
Martin Del Pozo.....	77
Delino DeShields.....	78
Tim Lillard.....	80
Yoel Espinal.....	82
Luke Farrell.....	83
Brady Feigl.....	85
Nolan Fontana.....	86
Joey Gallo.....	88
Nick Gardewine.....	92
Jeanmar Gómez.....	93
Taylor Guerrieri.....	95
Ronald Guzmán.....	97
Jason Hammel.....	98
Taylor Hearn.....	101
Scott Heineman.....	102
Ariel Hernandez.....	103
Jonathan Hernandez.....	105
Wei-Chieh Huang.....	106
Andy Ibanez.....	107
Ariel Jurado.....	108
Shawn Kelley.....	109
Isiah Kiner-Falefa.....	112
José Leclerc.....	114
Christian Lopez.....	116
Lance Lynn.....	117
Brett Martin.....	120
Chris Martin.....	121
Jeff Mathis.....	123
Nomar Mazara.....	126

Zach McAllister.....	129
Yohander Méndez.....	131
Shelby Miller.....	133
Mike Minor.....	135
Rafael Montero.....	137
Rougned Odor.....	139
Joe Palumbo.....	143
C.D. Pelham.....	144
Richelson Pena.....	145
Hunter Pence.....	146
Jordan Romano.....	150
Connor Sadzeck.....	151
Adrian Sampson.....	152
Tony Sanchez.....	154
Danny Santana.....	156
Drew Smyly.....	158
Jeffrey Springs.....	160
Carlos Tocci.....	161
Michael Tonkin.....	163
Jose Trevino.....	165
Phillips Valdez.....	167
Edinson Vólquez.....	168
Eli White.....	171
Patrick Wisdom.....	172
Adrián Beltré.....	174
Roster Breakdown.....	179
40-Man Roster.....	180
Non-Roster Invitees.....	182
Acquisition History.....	183
Last Trades.....	184

2018 REVIEW

Season in Review.....	186
Team Statistics.....	191
Day-by-Day.....	192
Miscellaneous Statistics.....	194
Transactions.....	196
Fielding.....	198
Club Statistics.....	199
Spring Training Statistics.....	199

OPPONENTS

American League Clubs.....	202
National League Clubs.....	206
National League Series History.....	209
American League Series History.....	210
Career and 2018 Leaders.....	212

RECORDS

Rangers Hall of Fame.....	214
Miscellaneous Records.....	216
Team Records.....	220
Career Batting Leaders.....	226
Season Batting Leaders.....	227
Career Pitching Leaders.....	228
Season Pitching Leaders.....	229
Year-by-Year Batting Leaders.....	230
Year-by-Year Pitching Leaders.....	231
Year-by-Year Batting Leaders.....	232
Year-by-Year Pitching Leaders.....	234
Fielding Statistics.....	236
Triple Plays.....	238
Home Runs.....	239
Low-Hit Games.....	246
Last Time It Happened.....	247

Rangers Before Texas.....	248
Attendance Records.....	250
Key Dates.....	252
Awards.....	255
All-Star Game Appearances.....	257
Cycles.....	258
Rangers Notes.....	259
30-Run Game.....	261
All-Time Roster.....	262
Postseason History.....	273
Year-by-Year Postseason Recaps.....	274

SCOUTING & PLAYER DEVELOPMENT

2019 Affiliates and Staffs.....	292
Minor League Awards.....	293
2018 Organizational Leaders.....	293
Pro Scouting Staff.....	294
Pacific Rim Scouting Staff.....	295
Amateur Scouting Staff.....	296
International Scouting Staff.....	299
Roving Instructors.....	300
Medical Staff.....	302
Nashville Sounds.....	304
Frisco RoughRiders.....	307
Down East Wood Ducks.....	310
Hickory Crawdads.....	313
Spokane Indians.....	316
Arizona Rangers.....	318
Dominican Rangers.....	321
Draft History.....	324
2018 First-Year Player Draft.....	324
Minor League Lists.....	325
2019 Minor League Schedule.....	326
Minor League Player Bios.....	328

MEDIA

Media Information.....	382
Información Para La Prensa.....	383
Communications Staff.....	384
Rules of Interest.....	385
Television Announcer Bios.....	386
Television Hosts.....	387
Radio Announcer Bios.....	388
Radio Affiliates.....	389
Spanish Announcer Bios.....	390
DFW Media / BBWAA.....	391
Spring Training.....	392
Surprise Stadium.....	393
Globe Life Park in Arlington.....	394
Arlington Stadium.....	396
Rangers in the Community.....	397
Texas Rangers Youth Academy.....	398
Globe Life Park Seating Chart.....	400

CHARTS

Organizational Birthdays.....	24
Pronunciation Guide.....	63
Rangers Logos.....	84
Rainouts in Arlington.....	87
Richard Durrett Award.....	96
Suspended Games.....	113
Position Players to Pitch for Texas.....	128
Rule 5 Draft History.....	149

2019 TEXAS RANGERS MEDIA GUIDE

The 2019 Texas Rangers Media Guide was produced by the club's communications department, John Blake, Rich Rice, Brian SanFilippo, and Matt Mallian. Special thanks to Alex Youcm-Beeman, Tanner Ray, Claire Birman, and Kelly Gavin for graphics and photo assistance. Thanks to Josh Boyd, Mike Daly, Paul Kruger and baseball operations. Information is current as of Feb. 13, 2019.

Photos by team photographer Kelly Gavin, Brad Newton, Gene Lower, Linda Kaye, and Getty Images. Printed by J J J Properties, Inc., with assistance from representative Jim Hicks.

Statistics provided by Elias Sports Bureau, STATS LLC, baseball-reference.com, MLB, and SABR.

ON THE COVER: The Texas Rangers' celebration of the team's final season at Globe Life Park in Arlington features a commemorative logo that is prominently displayed on the front cover of the 2019 Media Guide. The cover also features the Rangers' three primary logos during their 26 years in the ballpark as well as logos commemorating the park's history: the opening in 1974; the Major League Baseball All-Star Game in 1995; eight postseason appearances, including the A.L. Championship seasons in 2010 and 2011; and Adrian Beltré's 3000th career hit in 2017. Cover Photo: Kelly Gavin Cover Design: Alex Youcm-Beeman

This guide is an official copyrighted publication; all rights reserved.

Any reproduction of the guide without written permission from the Texas Rangers is strictly prohibited.

© 2019 TEXAS RANGERS



Globe Life Field

+ OPENS IN 2020 +

A new ballpark for the Texas Rangers is coming to Arlington for the 2020 season.

Globe Life Field, which is being built as a public-private partnership between the City of Arlington and the Rangers, will not only be the team's new home but also a multipurpose sports and entertainment venue that will include capabilities for hosting high school, college and international sports as well as entertainment tours.

The official groundbreaking for Globe Life Field took place on September 28, 2017 with construction beginning the following week. The new 1.7 million square foot ballpark, which will be located on 13 acres just south of the current Globe Life Park in Arlington, will include a retractable roof for climate control and shelter for fans during the hot summer months. Seating capacity is expected to be approximately 40,000 for Globe Life Field.

The new venue will also complement and enhance the fabric of the surrounding Texas Live!, a mixed-used development created by The Cordish Companies that opened in August 2018 and features outstanding dining and entertainment options. Loews Hotels & Co. is also constructing the adjacent Live! by Loews — Arlington, TX hotel and the convention center which is scheduled to open this summer.

The project cost for Globe Life Field is approximately \$1.2 billion. The master agreement for this public-

private partnership calls for a 50-50 split between the Texas Rangers and the City of Arlington, with the City's financial contribution capped at \$500 million. The Texas Rangers' original 30-year lease on the City-owned Globe Life Park in Arlington was set to end in 2024. With the new master agreement, the Rangers' partnership with Arlington extends until January 1, 2054.

The Rangers and the City of Arlington announced the master agreement for the ballpark partnership on May 20, 2016 with unanimous approval for the agreement coming from the Arlington City Council on May 24, 2016. Arlington's ballpark bonds to finance the project were approved by voters in a City referendum on November 8, 2016. The Rangers and Globe Life And Accident Insurance Company (Globe Life) announced an extension of their naming rights partnership that established Globe Life Field as the name for the new ballpark on August 24, 2017.

Nationally renowned sports and entertainment design firm HKS is the architect for Globe Life Field. HKS, which has its main headquarters in Dallas, served as architect-of-record on then The Ballpark in Arlington (now Globe Life Park in Arlington), which opened in 1994. Manhattan Construction Company is the project's General Contractor after previously serving in that role for The Ballpark in Arlington.



An interior concourse view.



Interior view from the outfield with the roof open.




View of the North Plaza entrance.

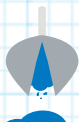


FACTS AND FIGURES

GENERAL



1,000 WORKERS
MORE THAN 5,000 PEOPLE
WILL WORK ON THE PROJECT
THROUGHOUT CONSTRUCTION



1.3 MILLION CUBIC YARDS
DIRT REMOVED FROM THE SITE
THROUGH EXCAVATION



**APPROX. 35,000 TONS
OF STEEL TOTAL**
16,000 BOWL/19,000 ROOF



40,000
CAPACITY
APPROXIMATE



13 ACRES
SITE AREA
BALLPARK ONLY



9.28.17
GROUNDBREAKING



MARCH 2020
OPENING

ROOF



240,000 SQ FT
SIZE OF ROOF (600' x 400')

230 FT

THE HEIGHT OF THE ROOF
FROM FIELD LEVEL



33
TOTAL NUMBER OF
STEEL TRUSS SECTIONS



19,000 TONS
APPROXIMATE WEIGHT OF
STEEL USED FOR THE ROOF



42 IN

DIAMETER OF THE WHEELS FOR
THE RETRACTABLE ROOF
THERE WILL BE 120 WHEELS

2.4 MILLION LBS

WEIGHT OF ONE
RETRACTABLE ROOF
STEEL TRUSS

393,000 LBS

AVERAGE WEIGHT OF
ONE STEEL BOX TRUSS SECTION

ETFE

ETHYLENE TETRAFLUOROETHYLENE

ETFE is a plastic polymer related to Teflon. It is highly transparent, very lightweight (compared to glass), and in modern architecture is used to replace glass walls or skylights in long-span conditions.

In Globe Life Field, ETFE will be utilized along concourses to allow natural light to filter throughout the building.



223

TOTAL NUMBER OF
ETFE CUSHIONS



120,900 SQ FT

TOTAL AREA
COVERED BY ETFE

16'x10' to 200'x10'

CUSHION SIZE VARIES THROUGHOUT THE ROOF



Globe Life Field

BIGGER AND BETTER

HOW GLOBE LIFE FIELD COMPARES TO GLOBE LIFE PARK

GLOBE LIFE PARK
IN ARLINGTON



Globe Life Field

DIFFERENCE

1.4 MILLION SQUARE FEET	1.7 MILLION SQUARE FEET	+300,000 SQUARE FEET 21% MORE SPACE
49,000 SEATS	40,000 SEATS	-9,000 SEATS 21% FEWER SEATS
18 IN. MINIMUM SEAT WIDTH	20 IN. MINIMUM SEAT WIDTH	+2 IN. SEAT WIDTH 11% BIGGER
114 FT. FROM FIELD LEVEL TO TOP OF ROOF	230 FT. FROM FIELD LEVEL TO TOP OF ROOF	+116 FT. IN HEIGHT
785 FT. X 807 FT. (633,495 SQUARE FEET) LENGTH OF EACH EXTERIOR SIDE	785 FT. X 815 FT. (639,775 SQUARE FEET) LENGTH OF EACH EXTERIOR SIDE	+6,280 SQ. FT. LENGTH OF EACH EXTERIOR SIDE
5 BALLPARK SEATING LEVELS	7 BALLPARK SEATING LEVELS	+2 BALLPARK SEATING LEVELS
4 ENTRY POINTS	5 ENTRY POINTS	+1 ENTRY POINT
42 FT. X 120 FT. (5,040 SQUARE FEET) MAIN VIDEO BOARD SIZE	58 FT. X 150 FT. (8,700 SQUARE FEET) MAIN VIDEO BOARD SIZE	+3,660 SQ. FT. 72% LARGER MAIN VIDEO BOARD SIZE
34 FT. X 94 FT. (3,196 SQUARE FEET) SECONDARY VIDEO BOARD SIZE	40 FT. X 120 FT. (4,800 SQUARE FEET) SECONDARY VIDEO BOARD SIZE	+1,604 SQ. FT. 50% LARGER SECONDARY VIDEO BOARD SIZE
4 PREMIUM CLUBS	6 PREMIUM CLUBS	+2 PREMIUM CLUBS
33" TREAD WIDTH IN LOWER BOWL 32" TREAD WIDTH IN UPPER BOWL	34" TREAD WIDTH IN LOWER BOWL 33" TREAD WIDTH IN UPPER DECK	+1 INCH TREAD WIDTH

THANK YOU, ADRIÁN

Third baseman Adrián Beltré announced his retirement as an active player on November 20, 2018 after a brilliant 21-year Major League career, of which the last eight seasons were spent in Texas.

The Rangers will recognize Beltré's extraordinary career when the club retires his uniform number 29 in a pre-game ceremony on Saturday, June 8 at Globe Life Park in Arlington.

"The Rangers are proud to honor Adrián Beltré with this recognition," said team Co-Chairman and Managing Partner Ray Davis. "This franchise and its fans had the privilege of witnessing the last eight years of Adrián's Hall of Fame career on a daily basis. With 2019 being our final year at Globe Life Park in Arlington, we felt it was appropriate to retire Adrián's number in the park where he excelled for so long."

Beltré will become the fourth Ranger to have his uniform number retired by the club, joining Hall of Fame pitcher Nolan Ryan's #34 in 1996, former Manager Johnny Oates' #26 in 2005 and Hall of Fame Catcher Ivan Rodriguez' #7 in 2017. In addition, Major League Baseball retired the number 42 worn by Hall of Famer Jackie Robinson, the first African-American player in the major leagues, in 1997.

Beltré played in the Majors with the Los Angeles Dodgers (1998-2004), Seattle Mariners (2005-2009), Boston Red Sox (2010), and the Rangers (2011-18). Entering the 2019 season, he ranks among the all-time leaders in doubles (11th, 636), games (14th,

2933), total bases (14th, 5309), extra base hits (14th, 1151), hits (15th, 3166), RBI (21st, 1707), and home runs (30th, 477) and has the most career hits of any non-U.S. native in history. The only other players with at least 3166 hits and 477 home runs in their big league careers are Hank Aaron, Willie Mays and Eddie Murray.

The five-time Rawlings Gold Glove recipient has played in more games at third base (2759) than any player except Brooks Robinson (2870). His career 95.7 WAR is third best all-time among third basemen behind Mike Schmidt and Eddie Mathews.

In his eight seasons with the Rangers, Beltré batted .304 with 199 homers and 699 RBI in 1098 games. He was a four-time selection as the Rangers' Player of the Year while batting at least .300 five times. His .332 average as a Ranger at Globe Life Park is the highest in the 25-year history of the park, and he ranks second with 120 homers and 426 RBI.

The Rangers will be the fourth major league team to retire #29, joining the Minnesota Twins (Rod Carew in 1987), the California Angels (Rod Carew in 1991), and the Atlanta Braves (John Smoltz in 2012). Beltré will be the 10th third baseman to have his number retired, including Wade Boggs, who has received that honor from both the Tampa Bay Rays and Boston Red Sox.

Beltré's full bio can be found on page 174.

MAJOR LEAGUE THIRD BASEMEN TO HAVE THEIR NUMBERS RETIRED

No.	THIRD BASEMAN	TEAM	YEAR
5	Brooks Robinson	Orioles	1978
5	George Brett	Royals	1994
10	Ron Santo	Cubs	2003
10	Chipper Jones	Braves	2013
12	Wade Boggs	Rays	2000
14	Ken Boyer	Cardinals	1984
20	Pie Traynor	Pirates	1972
20	Mike Schmidt	Phillies	1990
26	Wade Boggs	Red Sox	2016
29	Adrián Beltré	Rangers	2019
41	Eddie Mathews	Braves	1969



Adrián Beltré prepares to greet his three children after collecting his 3,000th career hit on July 30, 2017.



Beltré smiles during his retirement press conference at Globe Life Park in Arlington on November 30, 2018.



WELCOME TO COOPERSTOWN

Former Rangers designated hitter/outfielder Harold Baines was elected to the National Baseball Hall of Fame by the Today's Game Era Committee on December 9, 2018. Baines was with the Rangers from July 29, 1989-August 29, 1990, batting .288 (142-493) with 16 homers and 60 RBI in 153 games. Baines played for 22 seasons with the White Sox, Rangers, Athletics, Orioles and Indians, amassing 2,866 hits, 384 home runs and 1,628 RBI and was six-time All-Star.

Baines was selected with pitcher Lee Smith by Today's Game Era Committee and will join the four BBWAA electees, pitchers Roy Halladay, Mike Mussina, and Mariano Rivera and designated hitter-third baseman Edgar Martinez in the Hall of Fame's induction class of 2019. The induction ceremony will take place on Sunday, July 21 in Cooperstown, NY. Baines becomes the eighth player who wore a Texas Rangers uniform to be elected to the Hall of Fame, joining Ferguson Jenkins (1991), Gaylord Perry (1991), Nolan Ryan (1999), Rich Gossage (2008), Bert Blyleven (2011), Ivan Rodriguez (2017), and Vladimir Guerrero (2018).

FRONT OFFICE DIRECTORY

FRONT OFFICE

COACHES

PLAYERS

2018 REVIEW

OPPONENTS

RECORDS

DEVELOPMENT

MEDIA

RAY C. DAVIS
CO-CHAIRMAN & MANAGING PARTNER

BOB R. SIMPSON
CO-CHAIRMAN

NEIL LEIBMAN
CHIEF OPERATING OFFICER & CHAIRMAN,
OWNERSHIP COMMITTEE

OWNERSHIP

RDBI INVESTMENTS, LLC
BOW INVESTORS LLC
BRENT W. CLUM

HARDBALL EXPRESS LLC
KENNETH A. HERSH
ALLAN B. POLUNSKY
CHARLEY PRIDE

TEXAS SPORTS ACQUISITION GROUP LLC
JIM L. TURNER
VAUGHN O. VENNBERG, II

BOARD OF DIRECTORS

RAY C. DAVIS, CO-CHAIRMAN
BOB R. SIMPSON, CO-CHAIRMAN
NEIL LEIBMAN
CHAIRMAN, OWNERSHIP COMMITTEE

BRENT W. CLUM
KENNETH L. HALL
KENNETH A. HERSH
KEITH A. HUTTON

WILLIAM E. KASSLING
KIRK MCKINNON
GLENN PICQUET
DAVID SIMPSON

+ FRONT OFFICE EXECUTIVES +

President, Baseball Operations & General Manager	Jon Daniels
Executive Vice President, Chief Revenue & Marketing Officer	Joe Januszewski
Executive Vice President, Business Operations	Rob Matwick
Executive Vice President & Chief Financial Officer	Kellie Fischer
Executive Vice President, General Counsel	Katie Pothier
Executive Vice President, Communications	John Blake
Executive Vice President, Ballpark Entertainment & Productions	Chuck Morgan
Senior Vice President, Partnerships & Client Services	Jim Cochrane
Senior Vice President, Operations & Events	Sean Decker
Senior Vice President, Ticket Sales & Service	Paige Farragut
Senior Vice President, Project Development	Jack Hill
Senior Vice President, Human Resources & Risk Management	Terry Turner
Executive Assistant to Co-Chairman	Keli West
Executive Assistant to the General Manager	Joda Parent
Executive Assistant to Business Operations/Finance	Gabrielle Stokes
Executive Assistant to CRMO/Legal	Briana O'Neill

+ BASEBALL OPERATIONS +

Assistant General Managers	Josh Boyd, Mike Daly, Shiraz Rehman
Senior Director, Amateur Scouting	Kip Fagg
Director, Player Development	Matt Blood
Director, Pro Scouting	Ross Fenstermaker
Director, International Scouting	Rafic Saab
Senior Director, Medical Operations/Sports Science	Jamie Reed
Director, Pitching Analysis	Todd Walther
Senior Director, Baseball Systems	Todd Slavinsky
Director, Baseball Analytics	Ryan Murray
Major League Director, Peak Performance	Josiah Igono
Director, Minor League Operations	Paul Kruger
Director, Travel	Josh Shelton
Assistant Director, Baseball Operations	Ben Baroody
Assistant Director, Amateur Scouting	Adam Lewkowicz
Assistant Director, Pro Scouting	Mike Parnell
Assistant Director, International Scouting	Hamilton Wise
Special Assistant to the General Manager	Michael Young
Special Assistant to the General Manager	Brandon McCarthy
Special Assistant to the General Manager	Darren Oliver
Special Assistant to the General Manager	Ivan Rodriguez
Special Assistant to the General Manager	Colby Lewis
Special Assistant, Baseball Operations	Steve Buechele
Manager, Baseball Projects	Allen Rowin
Assistant, Player Development	Casey Fox
Assistant International Scouting	Jonny Clum
Assistant, Pitching Research & Development	Cody Aden
Senior Developers, Baseball Systems	Bradley Ankrom, Kimberly Eskew
Developers, Baseball Systems	Alexander Booth, Amy Pircher
Analyst	Andrew Koo
MiLB Analyst	R.J. Walsh



Junior Analysts, Baseball Analytics..... Bobby Bandelow, Vinesh Kanthan
 Major League Video Coordinator Adam Brenner
 Minor League Video Coordinator Jesse Behr
 Coordinator, Run Production Alex Burg
 Coordinator, Run Prevention..... Brett Hayes
 Equipment & Home Clubhouse Manager Brandon Boyd
 Assistant Clubhouse Manager Dave Bales
 Visiting Clubhouse Manager Kelly Terrell
 Clubhouse Attendants Mason McKenna, Matt Onvani, Matt Waits, Parker Zavala
 Team Physician..... Dr. Keith Meister
 Team Physician, Internal Medicine Dr. David Hunter
 Assistant Team Physician..... Dr. Shane Seroyer

+ BALLPARK ENTERTAINMENT + RANGERS PRODUCTIONS + PROMOTIONS +

Senior Director, Entertainment & Production..... Chris DeRuyscher
 Producer/Editor, Ballpark Entertainment Hugo Carbajal
 Manager, Promotions Jaimie Hibbs
 Coordinator, Mascot J.P. Davis
 Production Editor, Ballpark Entertainment Mandy Lawson
 Production Coordinator, Ballpark Entertainment..... David Foster
 Graphics Coordinator & Editor Colin Drake
 Coordinator, Digital Media..... Danielle Wilkerson
 Coordinator, Promotions..... Tatum Henson

+ BUSINESS ANALYTICS +

Director, Business Analytics..... Katie Morgan
 Manager, Business Analytics..... Brennan DiChiara
 Manager, Analytic Systems..... Machelle Noel

+ COMMUNICATIONS & COMMUNITY RELATIONS +

Vice President, Broadcasting & Communications..... Angie Swint
 Asst. Vice President, Player & Alumni Relations Taunee Paur Taylor
 Senior Director, Media Relations Rich Rice
 Director, Radio Operations & Network Management..... Kaylan Eastepp
 Assistant Director, Player Relations Monique Corralez
 Manager, Photography Kelly Gavin
 Manager, Media Relations Brian SanFilippo
 Manager, Communications Madison Pelletier
 Manager, Baseball Information Matt Mallian
 Coordinator, Communications..... Kate Munson
 Coordinator, Player Relations..... Stephanie Gentile
 Television Announcers..... Tom Grieve, Emily Jones, C.J. Nitkowski, Dave Raymond
 Radio Announcers Eric Nadel, Matt Hicks
 Spanish Radio Announcer & Hispanic Community Liaison..... Eleno Ornelas

+ COMMUNITY OUTREACH & FOUNDATION +

Vice President, Community Outreach & Exec. Director, Foundation..... Karin Morris
 Director, Youth Baseball & Academy Programs..... Juan Leonel Garcia
 Manager, Development..... Justin Henry
 Manager, Foundation & Community Outreach..... Reynaldo Casas
 Coordinator, Youth Baseball Programs..... Aylizha Lighthill
 Coordinator, Youth Academy Programs..... Jesse Malone
 Coordinator, Youth Academy Baseball & Softball Orlando Prescott
 Assistant, Foundation..... Bethany Holub

+ HUMAN RESOURCES/LEGAL +

Corporate Counsel Ilana Miller
 Director, Human Resources..... Mercedes Riley
 Managers, Human Resources Shannon Abbott, Eri Cuevas
 Coordinator, Seasonal Employment..... Audrey Nguyen
 Sr. Paralegal..... Joanna Landon
 Receptionist..... Carolyn Atkins



+ GUEST SERVICES /FACILITIES +

Vice President, Ballpark Operations & Guest Services	Mike Healy
Assistant Vice President, Customer Service.....	Donnie Pordash
Senior Director, Maintenance & MEP Operations	Mike Call
Senior Director, Facility Operations	Duane Arber
Director, Major League Grounds.....	Dennis Klein
Director, Complex Grounds	Steve Ballard
Director, Retail.....	George Dunn
Manager, Authentics.....	Dan Hanrahan
Manager, Facility Operations	Gabriel Saenz
Manager, Guest Services	Brendan Marsh
Coordinators, Major League Grounds.....	Andrew Powers, Devo Spencer
Facility Services & Maintenance Crew.....	Martin Anderson, Moises Bocanegra, Barry Bransford, Dwayne Cockerham, Camerino Coreno, Craig Edington, Adam Flores, Ricardo Flores, Maria Gomez, Wayne Hamblin, Randy Hatfield, Emmanuel Hernandez, Jose Mandujano, Salvador Mendoza, Jesus Perez, Leo Perez, Cisco Pontifes, Fred Pytel, Fidencio Rangel, Rosa Rojas, Maria Solis, Joe Tomme, Vidal Uribe
Major League Grounds Crew	Pat Hernandez
Complex Grounds Crew	Andrew Granado, Sesareo Mendez, Margarito Ramirez, Rene Rincon, Hipolito Rojas, Juan Sanchez, John Schubert, Pedro Soto, Severiano Zavala

+ FINANCE & ACCOUNTING +

Vice President, Controller	Starr Gulledge
Payroll Manager	Donna Ebersole
A/P Manager.....	Paula Murphy
Staff Accountant, Treasury	Shannon Garrett
Staff Accountants.....	Kellie Alford, Josh King
Senior Accounts Payable Staff.....	Betty Ann Parkerson
Accounting Assistant.....	Jennifer Nintzel
A/P and Payroll.....	Heather Wiginton

+ INFORMATION TECHNOLOGY +

Vice President, Information Technology.....	Mike Bullock
Director, IT Operations & Application	Bill Edevane
Director, Infrastructure & Security.....	Chris Hedrick
Senior Desktop Engineer.....	Greg Garrison
Coordinator, IT Customer Service	Rebekah Skeete
Generalist, IT	Emily Harris

+ MARKETING +

Vice President, Marketing	Travis Dillon
Director, Advertising & Marketing	Sarah Opgenorth
Manager, Graphic Design	Alex Yocum-Beeman
Manager, Creative Content	Tim Johnston
Manager, Social Media	Kyle Smith
Coordinator, Digital Marketing.....	Jake Whiteley
Graphic Designers	Crystal Lin, Tanner Ray
Coordinator, Marketing	Claire Girman
Coordinator, Social Media & Digital Host.....	Hannah Wing

+ PARKING & SECURITY +

Vice President, Security & Parking.....	Blake Miller
Assistant Vice President, Business Operations.....	Richard "Hoggy" Price
Senior Director, Parking & Security.....	Michael Smith
Director, Security, Special Projects & Events.....	John Marsh
Assistant Director, Parking, Security, & Budgets.....	Dana Jons
Coordinator, Security.....	Oliver Strickland
Supervisors, Security	Jeff Baggs, Joel Brown, Robert Lopez
Asst. Supervisors, Security.....	Danny Hill, William Philpot, Richard Roat
Security	Ronnie Atkins, Ray Brigance, Diego Delatorre, Bob Goebert, Alejandro Graciano, Charles Hosey, Felix Lozada, James Makona, Mike McShea, Nick Patton, Carl Perkins, Carlos Rodriguez, Lee Tackett, De'Von Thompson
Administrator, Security.....	Amber Emmel
Shipping/Receiving Attendant	Ron DeSoto

FRONT OFFICE

COACHES

PLAYERS

2018 REVIEW

OPONENTS

RECORDS

DEVELOPMENT

MEDIA



+ PARTNERSHIPS +

Director, Partnerships..... Guy Tomcheck
Director, Client Services..... Rose Swenson
Manager, Partnerships..... Chad Wynn
Account Executives..... Brad Ballard, Jeff Brown, Brian Nephew, Tyler Stephan
Sr. Coordinator, Client Services..... Taylor Addy
Coordinators, Client Services..... Cristian Manzano, Erin McMurray, Steve Pitarra

+ PROJECT DEVELOPMENT +

Project Accountant..... Kelley Walker
-------------------------	---------------------

+ RANGERS EVENTS +

Director, Sales..... Jared Schrom
Director, Event Operations..... Pedro Soto Jr.
Director, Tours & Experiences..... Lindsey Hopper
Manager, Event Operations..... Chris Mosqueda
Account Executives..... Crawford Jones, Michael Mitton, Chris Rodek
Account Executive, Group Tour Sale..... William Morris Jr.
Sr. Coordinator, Event Service..... Michelle Goldman
Event Service Coordinators..... Madison LeRoy, Taylor Unterbrink
Coordinator, Tours..... Michelle Robinson
Conversion Coordinator..... Eduardo Martinez Cruz
Coordinator, A/V..... Wally Trejo
Administrative Assistant, Rangers Events..... Ashton Churchman

+ TICKET OPERATIONS +

Director, Ticket Services..... Mike Lentz
Manager, Ticket Services..... Ben Rogers
Manager, Ticket Administration..... Nick Svacek
Coordinator, Season Tickets..... Hayley Hooper
Coordinator, Ticket Accounting Administration..... Ranae Lewis
Coordinator, Group Ticket Sales..... Andrew Lewandowski
Supervisor, Box Office..... Mike McGehee

+ TICKET SALES +

Director, Season Tickets..... Dan Hessling
Director, New Business Development..... Nick Richardson
Director, Group Sales..... Jamie Roberts
Director, Suites & Premium Services..... Delia Willms
Manager, Nightly Suite Sales..... Catherine Wynn
Manager, CRM & Analytics..... Colby Conner
Coordinators, Premium Services..... Lindsay Ferrell, Nicole Hart
Senior Account Executives, Suite Sales..... Ken Green, Kate Meyer, Russell Kerschen, Ryan Olson
Senior Account Executives, Season Tickets..... Taylor Bergstrom, Ryan Moore
Senior Account Executives, Group Sales..... Jeremy Christopher, Stephen Cothran, Mike Segoviano
Account Executives, Season Tickets..... Brett Braman, Josh Chance, Michael Dailey, Nate Devlin, Taylor Lynn, Kolby Snyder
..... Alexa Sowers, Ryan Teel, Erick Vega, Matt Walsh
Account Executives, Group Sales..... Zak Ganter, Alex Parisi, Ryan Stiehler, Madeleine Hammond
New Business Development Representatives..... Emily Brannon, Dylan Gadberry, Jimmy Gallarda, Travis Kotzur, Jackson Paine, Kyle Schaller, Oliver Smith, Emily Walker
Premium Sales Executives, Globe Life Field..... Carly Burke, Taylor Cogen, Lauren Collins, Chris Langan, Chase Petersen, Joey Veneziano, Dean Woodward
Coordinator, Premium Services, Globe Life Field..... Stephanie Lance





RAY C. DAVIS

CO-CHAIRMAN & MANAGING GENERAL PARTNER

Ray Davis is Chairman and Chief Executive Officer of Avatar Investments, L.P. ("Avatar"), a family-owned diversified investment company. Prior to Avatar, Mr. Davis spent over 30 years working and holding various leadership roles in the energy industry. In 1994, he co-founded Energy Transfer Partners (ETP), which was then taken public in 2004. He was Co-Chief Executive Officer and Co-Chairman of the Board of Directors until his retirement in 2007. He also served as Co-Chairman of the Board of Directors of Energy Transfer Equity (ETE) from the time of its initial offering until retirement.

Mr. Davis is currently a Principal Owner, the Managing Partner and Co-Chairman of the Board of Directors of the Texas Rangers. Since he became a Principal owner and Co-Chairman in August 2010, the Rangers have won four A.L. West Division titles and two A.L. pennants and advanced to postseason play five times.

Mr. Davis has presided over a period of unprecedented growth in the franchise from a business

and community perspective. Globe Life Field, a 1.2 billion dollar facility with a retractable roof will open in March 2020 and will complement and enhance two other major development projects, Texas Live! and Live! by Loews-Arlington, TX. Under Mr. Davis' watch, the Rangers are aggressively promoting the game of baseball through the construction of Texas Rangers Youth Academy in West Dallas, and the Texas Rangers Baseball Foundation is close to completing a multi-million dollar endowment that will provide community programs and assistance for years to come.

Mr. Davis has been active in Major League Baseball during his tenure with the Rangers, serving on the MLB Executive, Labor, and Competition Owners Committees.

Mr. Davis has offices in Dallas and at Globe Life Park in Arlington. He resides in North Texas with his wife, Linda, and has three adult children, who live in the Dallas/Fort Worth area. His interests include ranching, bird hunting and reading.

TEXAS RANGERS OWNERSHIP HISTORY

Rangers Baseball Express LLC completed its purchase of the Texas Rangers Baseball Club and related assets from Texas Rangers Baseball Partners on August 12, 2010. The group is the sixth owner in the history of the Texas Rangers. Ray C. Davis of Dallas and Bob R. Simpson of Fort Worth serve as co-chairmen of the Board of Directors for the investor group.

Rangers Baseball Express LLC submitted the high bid for the club in a United States Bankruptcy Court auction held on August 4-5, 2010 in Fort Worth, Texas. The new ownership group was approved in a unanimous vote of Major League Baseball owners at the MLB quarterly meeting on August 12, 2010 in Minneapolis, Minnesota.

PRINCIPAL OWNERS

Robert E. Short
Bradford G. Corbett
H.E. (Eddie) Chiles
George W. Bush/Edward W. Rose Partnership*
Thomas O. Hicks
Rangers Baseball Express Partnership

*J. Thomas Schieffer succeeded Bush as a General Partner in November, 1994

YEARS

Dec. 3, 1968-May 29, 1974
May 29, 1974-April 29, 1980
April 29, 1980-March 18, 1989
March 18, 1989-June 16, 1998
June 16, 1998-Aug. 12, 2010
Aug. 12, 2010-Present

BOARD OF DIRECTORS



BRENT W. CLUM



KENNETH L. HALL



KENNETH A. HERSH



KEITH A. HUTTON



WILLIAM E. KASSLING



KIRK MCKINNON



GLENN PICQUET



DAVID SIMPSON



BOB R. SIMPSON

CO - CHAIRMAN

Bob Simpson is currently Chairman of MorningStar Partners, the manager of Cross Timbers Energy, LLC, a 50/50 joint venture between ExxonMobil and MorningStar Partners. Cross Timbers is focused on conventional oil and gas exploration and production onshore in America. He also serves as the Chairman of Southland Royalty, an oil and gas exploration company that is a joint venture with Encap. Previously, Mr. Simpson was Chairman of the Board and Founder of XTO Energy Inc.

XTO began as Cross Timbers Oil Company in 1986 by Mr. Simpson and two partners after Southland Royalty Company was acquired through a hostile takeover. One of the first acquisitions made by the new company was a bronze by artist Jack Bryant purchased at a charity fundraiser. The statue, entitled "I'll Be Back", depicting a retreating cowboy shaking a defiant fist, seemed to sum up his corporate philosophy. Under Mr. Simpson's leadership, XTO became the largest producer of natural gas in America. In June of 2010, ExxonMobil acquired XTO Energy for \$41 billion.

Mr. Simpson and XTO Energy have received many honors and accolades for the success of the

company. From 2005 through 2008, Mr. Simpson was named by Barron's in their "30 Most Respected CEOs in the World". Oil and Gas Investor magazine named Mr. Simpson their "Executive of the Year" in 2006. Institutional Investor magazine named him their "Best CEO" among Oil and Gas Exploration and Production Companies in April 2009. He continues to be recognized for his contributions and leadership – in addition to the Cornerstone Award he has been honored by the National Historic Trust at their Restore America Gala for his contributions to historic preservation and Texas Wesleyan University has named him as their 2007 Executive Man of the Year for their Business Hall of Fame. He has also purchased the grand champion steer at the Fort Worth Stock Show and Rodeo, from 2005 - 2008, with the proceeds going to educational scholarships.

The Texas native, youngest of four brothers, grew up on a Cisco ranch and was salutatorian of his high school graduating class. He attended Baylor University on a bank scholarship where he earned a BBA degree in Accounting with honors and then an MBA. Mr. Simpson served in the Texas Army National Guard after graduation and then earned his CPA designation.



NEIL LEIBMAN

CHIEF OPERATING OFFICER & CHAIRMAN, OWNERSHIP COMMITTEE

Neil Leibman, an original member of the ownership group that purchased the Rangers in August 2010, was appointed Chief Operating Officer in April 2018. Leibman, who serves on the team's Board of Directors and Chairman of the Texas Rangers Ownership Committee and Texas Rangers Baseball Foundation, oversees all of the club's revenue and business operations areas.

A long-time owner of several Minor League Baseball teams, Leibman played a major role in the Rangers' transfer and purchase of the Down East Wood Ducks of the Carolina League in August 2016 and the franchise's purchase of the South Atlantic League's Hickory Crawdads in October 2017. He serves as CEO of Kinston Baseball LLC and President of Hickory Baseball Inc. Neil also served as the CEO of Boise Baseball LLC, a single A Minor League Chicago Cub affiliate, and Co-Managing Partner Mobile Bay Bears Baseball LLC, a AA affiliate of the Arizona Diamondbacks.

Neil Leibman is currently CEO of Summer Energy Inc. (NASDAQ: SUME) a retail electricity provider serving the Texas residential and commercial markets. Prior to Summer Energy, Mr. Leibman was Chairman

and CEO of Aspen Pipeline LP I and II, a private equity firm (Energy Spectrum of Dallas) backed limited partnership, which owns and operates gas gathering systems, and transportation pipeline. In addition, Mr. Leibman was Former CEO of GEXA Corp., a Houston based retail electricity provider, which he founded and sold to FPL Group, Inc. (NYSE:FPL) in June of 2005. He then assisted in the transition as President of the combined entity. Prior to founding GEXA Corp., he practiced law in a partnership of Leibman & Oesch, LLP. Upon graduation from law school, Mr. Leibman started his career as an attorney for Exxon Company USA.

Mr. Leibman offices in both Houston and Dallas but resides in Houston with his wife Amy and their three children. He attended Emory University in Atlanta, Georgia where he received his BA and attended State University of New York School of Law and Business and simultaneously obtained a Law degree and Masters of Business Administration where he graduated with Honors. Mr. Leibman serves on numerous school boards and charitable organizations and is a member of Major League Baseball's Diversity and International Committees on an ownership level.





JON DANIELS

PRESIDENT, BASEBALL OPERATIONS & GENERAL MANAGER

Jon Daniels was promoted to President, Baseball Operations & General Manager in March 2013. He became the eighth General Manager in Texas club history on October 4, 2005. His 13 full seasons at the helm are the most ever for a Rangers General Manager, three more than Tom Grieve (10, 1985-94).

Under Daniels' leadership, the Rangers have advanced to the postseason five times in the last nine years, making him one of just five Major League GM's in that period with at least five playoff appearances: 7—Dave Dombrowski, Detroit (4) and Boston (3); 6—Brian Cashman, NY Yankees; 6—Andrew Friedman, Tampa Bay (2) and LA Dodgers (4); 5—John Mozeliak, St. Louis. Daniels also has the most playoff appearances ever for a Texas General Manager (Doug Melvin-3). Texas has recorded consecutive A.L. West Division titles twice in Daniels' tenure (2010-11; 2015-16).

The Rangers have posted a 1086-1021 (.515) regular season record in Daniels' 13 seasons leading the club's baseball operation. Over the last ten years (2009-18), Texas has the fifth highest winning percentage in the majors at .526 (852-769), winning at least 87 games seven times.

In 2016, the Rangers posted the best record in the American League at 95-67 while leading the A.L. West Division for the season's final 126 days. The previous year, the club rallied from a 9.0 game deficit on July 22 to clinch the A.L. West title on the final day of the regular season.

Texas went to the postseason in three consecutive years from 2010-12 after making just three total playoff appearances in the franchise's first 49 seasons. With consecutive World Series appearances in 2010-11, the Rangers join Blue Jays (1992-93), Yankees (1998-2001), and Royals (2014-15) as the only franchises to win back-to-back American League pennants in the last 25 years. Daniels joins Cashman (6), the Giants Brian Sabean (4), the Royals Dayton Moore (2), Friedman (2), and Mozeliak (2) as the only General Managers to make more than one World Series appearance with his current team.

The Rangers accomplishments earned Daniels *Baseball America's* 2010 Major League Executive of

the Year. He was also selected as the 2011 Major League Executive of the Year by the Boston chapter of the Baseball Writers Association of America. In addition, the Rangers were selected as the 2012 Topps Organization of the Year that annually highlights the Major League team that has shown outstanding performance, depth, and talent throughout its major and minor league teams. It marked the first time the Washington/Texas franchise has ever been so honored in the 47-year history of the award.

Success at the minor league level has been a priority for Texas. Each of Texas' four lowest affiliates qualified for postseason play in 2018.

During Daniels' tenure, the organization has stressed a "People First" mentality, prioritizing family, as well as personal development in addition to on-field production. This winter, the organization focused significant time and energy in recruiting well-regarded executives, coaches, analysts and developers. In addition, Texas is reaffirming its commitment in Latin America with the ongoing construction of a new Academy in the Dominican Republic, which is scheduled to open in 2019.

Daniels joined the Texas organization in 2002 as a baseball operations assistant. He was promoted to Director of Baseball Operations in October 2003 and Assistant General Manager in July 2004. He spent the 2001 season working for the Colorado Rockies' Baseball Operations Department.

At the time of his appointment as Rangers' General Manager, Daniels was 28 years, 41 days old, the youngest general manager in Major League Baseball history.

A 1999 graduate of Cornell University in upstate New York, Jon earned his degree in applied economics and management. He is a native of New York City. He sits on the Board of Directors for the Do It For Durrett Foundation. Jon and his wife Robyn established an annual scholarship program for North Texas youth through the Texas Rangers Baseball Foundation. They also work with non-profit organizations GRACE and Alliance For Children.

Jon and Robyn were married in November 2003. The couple resides in Southlake with their three children.

TEXAS RANGERS GENERAL MANAGERS

GEN. MGR.	YEARS
Joe Burke	1972-September, 1973
Dan O'Brien	September, 1973-January, 1979
Eddie Robinson	September, 1976-June, 1982
Joe Klein	October, 1982-September, 1984

GEN. MGR.	YEARS
Tom Grieve	September, 1984-September, 1994
Doug Melvin	October 10, 1994-October 7, 2001
John Hart	November 1, 2001-October 3, 2005
Jon Daniels	Appointed October 4, 2005

BASEBALL AMERICA MAJOR LEAGUE EXECUTIVES OF THE YEAR

1998—Doug Melvin, TEX	2004—Terry Ryan, MIN	2010—Jon Daniels, TEX	2016—Chris Antonetti, CLE
1999—Jim Bowden, CIN	2005—Mark Shapiro, CLE	2011—Doug Melvin, MIL	2017—Brian Cashman, NYY
2000—Walt Jocketty, STL	2006—Dave Dombrowski, DET	2012—Brian Sabean, SF	2018—Dave Dombrowski, BOS
2001—Pat Gillick, SEA	2007—Jack Zduriencik, MIL	2013—Billy Beane, OAK	
2002—Billy Beane, OAK	2008—Theo Epstein, BOS	2014—Dan Duquette, BAL	
2003—Brian Sabean, SF	2009—Dan O'Dowd, COL	2015—Sandy Alderson, NYM	





JOE JANUSZEWSKI

EXECUTIVE V.P., CHIEF REVENUE AND MARKETING OFFICER

Joe Januszewski is entering his 21st season in Major League Baseball and ninth since joining the Rangers as Executive Vice President in January 2011. Over the past two decades, he has held a variety of business roles for three major league teams, including the Rangers, Boston Red Sox and San Diego Padres. He is currently responsible for oversight of all team revenue streams, including ticketing, corporate partnerships and media sales. Januszewski also leads the club's marketing, promotions, in-game entertainment, productions, ticket operations, and business analytics departments.

Joe has been involved in the design of the Rangers new \$1.2 billion retractable roof ballpark that broke ground in Arlington in September of 2017, and is scheduled to open in 2020. His focus is the look and utilization of the new premium areas, diversity of ticketing options, and the fan experience. He led the team's efforts to secure a naming rights partner for both the current and new Rangers ballparks, resulting in a deal with Torchmark for Globe Life Park in Arlington and the new Globe Life Field. The Rangers are also building a \$250 million entertainment district contiguous to the new home of the Rangers. Texas Live!, a partnership with the Cordish Group, opened in August of 2018. Joe has oversight of all ticket and sponsorship sales at the new ballpark and entertainment district. The Rangers will be selling all founding partnerships, suites, and premium seats for the new ballpark. To support that effort, Januszewski oversaw the design of a sales preview center that opened last fall. Housed in the space previously known as the Hall of Fame at Globe Life Park, the new sales center is a showcase of both technology and real life construction. The space was created to educate and inspire Rangers and sports fans about what will be a new and exciting way to experience pro baseball in North Texas.

Januszewski has re-organized and brought together various departments to form a dedicated Business Analytics team. With the growing importance of data driven solutions to business challenges, this new department is charged with designing better ways to innovate and deliver solutions to both Rangers fans and employees. Joe has expanded the club's digital ticketing initiatives, as well as adding more mobile technology-based enhancements to the fan experience, in concert with Major League Baseball. He also launched Rangers Destinations, a travel program that has brought fans on the road to many MLB cities over the past several years.

In 2016, the Rangers purchased a High-A Minor League franchise. Joe served as the inaugural President of the Down East Wood Ducks, overseeing the build-out of the new team, including the hiring of all staff, operations, sales, brand and design, concessions and merchandise. The "Woodies" concluded their inaugural season of play in Kinston, North Carolina, as 2017 Co-Champions of the Carolina League.

In Joe's tenure in Boston, the Red Sox corporate sales department grew revenues 300% and saw the number of sponsors increase 100% to over 100 corporate clients. As Senior Vice President, Joe also oversaw Fenway Enterprises, which sells and operates non-baseball events at Fenway Park, as well as the operation of the team's year-round tour and mascot programs. Januszewski built and guided the club's membership programs, which include Red Sox Nation and Kid Nation. In 2004, Joe launched Red Sox Kid Nation, the first kids club in team history, helping it to become the largest youth membership club in MLB at the time.

In 2010, Januszewski was part of the business team that led the successful acquisition of Liverpool Football Club for Fenway Sports Group. He also worked with Fenway Sports Management since its creation in 2004, serving as Senior Vice President, selling local, national and international properties for the sales agency. Before Boston, he worked for three years with the San Diego Padres as Manager, Corporate Development. He started his professional sports career in his home state with the Rangers, working in the corporate sales department in 1999. Prior to that, he worked in the film industry in production for 10 years.

The University of Texas at Austin graduate has a bachelor's degree in Radio-TV-Film and a Masters of Education specializing in sports management. He serves on the Advisory Board of the College of Education at UT-Austin, is a Director of Bantu Rovers, a professional soccer club in Zimbabwe, and is on the Ambassadors Council of Grassroot Soccer, an international non-profit focused on eradicating HIV/AIDS in Africa.

Joe and his wife Ashley live in Dallas with their children, Bear (12), Fleet (10), August (9), Winnie Penny (5) and Oliver (3).

FRONT OFFICE
COACHES
PLAYERS
2018 REVIEW
OPPONENTS
RECORDS
DEVELOPMENT
MEDIA





ROB MATWICK

EXECUTIVE VICE PRESIDENT, BUSINESS OPERATIONS

Rob Matwick has been part of the Rangers organization since June 2008 when he joined the team as Executive Vice President, Ballpark Operations. In 2014, he was promoted to his current role as Executive Vice President, Business Operations.

Matwick is the organization's primary liaison with the City of Arlington on the construction of Globe Life Field, the retractable roofed ballpark which is scheduled to open for the 2020 season. He worked on the club's negotiation of a Master Agreement announced in May of 2016, which authorized the City to call a bond election in November of that year. In advance of the election, Rob worked on the "Vote Yes!" campaign, which resulted in Arlington residents approving the ballot language by a 60-40 margin. The citizen approval allowed the Rangers and City to move forward on the ballpark project, and to extend the lease agreement between the partners until January 1, 2024.

Beginning in 2014, Matwick led the team in discussions with The Cordish Companies, a world class development firm based in Baltimore, which is widely considered the country's leading developer of mixed use/entertainment developments. By the close of 2015, the Rangers, Cordish Companies and City of Arlington reached agreement on a \$250 million dollar public-private partnership which led to the successful opening of Texas Live! in August of 2018, and will include the opening of the Live! by Loews Hotel and convention facilities in August of 2019.

Matwick serves on the Advisory Board for the Texas Rangers Foundation, the Board of Directors for the Arlington Convention and Visitors Bureau, and the Arlington Entertainment Area Management District. He is also an active member of the International Association of Venue Managers (IAVM) and the Stadium Manager's Association (SMA).

Rob is in his 34th season in major league baseball. Prior to returning to the state of Texas, he was named Vice President of Communications for the Detroit Tigers in January of 2007. The following year, he added oversight of the ticket sales department for the Tigers and oversaw both areas until joining the Rangers in June 2008.

Previously, Matwick spent more than 21 years with the Houston Astros, where he worked in the roles of Director of Media Relations (1985-99), VP of Operations and Communications (1999-2000), and Senior VP of Ballpark Operations and Customer Service (2001-06). He was instrumental in many aspects of the construction of Minute Maid Park and oversaw all aspects of ballpark operations after the facility opened in 2000.

Matwick was recognized by Major League Baseball with the Robert O. Fishel Award for Public Relations Excellence in 2001, was inducted into the Texas Baseball Hall of Fame in 2005, and in 2012 was named MLB Professional of the Year by the National Center for Spectator Sports Safety and Security.

Prior to beginning his baseball career, Rob served as Sports Information Director at Wichita State University and worked in the sports information department at the University of South Carolina. He was also a sportswriter for the Aiken (SC) Standard.

A native of McKeesport, PA, he earned a bachelor of arts degree in English from the University of South Carolina at Aiken, where he was also senior captain of the men's basketball team. He earned his master of mass communication degree from the University of South Carolina in Columbia. Rob and his wife Kelly have a daughter, Mackenzie, and reside in Southlake.



KELLIE FISCHER

EXECUTIVE VICE PRESIDENT, CHIEF FINANCIAL OFFICER

Kellie Fischer was appointed Chief Financial Officer of the Texas Rangers in March of 2005. She oversees all financial matters and purchasing for the Texas Rangers and serves on the Board of Directors for the Texas Rangers Baseball Foundation. Kellie joined the Rangers in 1999 and has served in many roles for the Rangers former parent company, Southwest Sports Group, and the Dallas Stars.

Prior to joining the Rangers, Kellie spent four years at PricewaterhouseCoopers LLP in the audit division of the Dallas office. She earned her B.A. in accounting from Baylor University in 1995 and is a Texas CPA. Kellie is a member of The Dallas Assembly, International Women's Forum, and is an alumna of Leadership Dallas.

Kellie's commitment to the community extends beyond the doors of the Texas Rangers. She serves on the Board of Directors and the Executive Committee for the Arlington Chamber of Commerce. Kellie also serves on the Finance Committee for the Arlington Chamber of Commerce and the Susan G. Komen Race for the Cure.

She was named the 2010 Chief Financial Officer of the Year for private mid-size companies by the Dallas Business Journal, the 2012 Chief Financial Officer Game Changer of the Year by the Fort Worth Business Press, the recipient of the 2013 Herbert H. Reynolds Outstanding Young Alumni Award of the Baylor University Alumni Association, and one of the Dallas 500 Business Leaders by D Magazine in 2015.

Kellie and her husband, Scott, reside in Dallas.



JOHN BLAKE

EXECUTIVE VICE PRESIDENT, COMMUNICATIONS

John Blake was appointed Executive Vice President, Communications in November 2008 and oversees all of the club's communications efforts, including the areas of media and player relations, broadcasting, alumni initiatives, photography, archives, and publications.

Blake, who returned to the Rangers where he previously spent 20 years from 1984-2004, served as Vice President, Media Relations for the Boston Red Sox from 2006-08.

A veteran of 40 years in Major League Baseball, John served as Media Relations Director, Vice President of Public Relations, and Senior Vice President of Communications in his first two decades with the Rangers organization. During his tenure in Texas, he also has had communications responsibilities for Southwest Sports Group from 1999-2004 and the National Hockey League's Dallas Stars from 1999-2002.

Blake was with the Baltimore Orioles from 1979-1984 as Assistant Public Relations Director and Media Information Director. He also served as Sports Information Director at Georgetown University from 1977-79 and was a radio broadcaster for the Hoyas' nationally-ranked men's basketball team before going to Texas.

Blake has also held positions as Chief Operating Officer of the Northern Baseball League, Commissioner and Chief Operating Officer of the Texas Collegiate Baseball League, and Vice President of Communications for Ryan-Sanders Baseball. He was the Director of Information for the inaugural World Baseball Classic in 2006.

He was the recipient of the 1993 Robert O. Fishel Award from Major League Baseball for public relations excellence and the 2004 Harold McKinney Good Guy Award from the Dallas-Fort Worth BBWAA chapter. Blake was elected to the Texas Baseball Hall of Fame in 1995. He serves on the Advisory Board for the Texas Rangers Baseball Foundation.

A 1977 graduate of Georgetown, John and his wife Harriet have two children, Christopher (29) and Rebecca Montgomery (27) and live in Grapevine.



KATIE POTHIER

EXECUTIVE VICE PRESIDENT, GENERAL COUNSEL

Katherine (Katie) Pothier joined the Rangers organization as Executive Vice President and General Counsel in September 2016 and directly oversees all legal, human resources, and risk management functions for the team. She also has extensive interaction with the Rangers' baseball, finance, business operations, minor league affiliates, real estate development and the Texas Rangers Baseball Foundation.

Pothier has 25 years of legal experience, of which over a decade has been spent working in professional baseball. She previously served as Executive Vice President and General Counsel for the San Diego Padres from 2002-2010. During her tenure as an Executive with the Padres, she played an important part of team's completion of construction and opening of its ballpark, PETCO Park, in 2004. Later in her tenure, she transitioned and positioned the Padres in its sale to a new ownership group. Her oversight at the Padres included advising the club in business operations, labor and employment, human resources, litigation, government affairs, corporate governance, baseball and international operations. Additionally, Pothier had the unique opportunity to represent at hearing the team during salary arbitration.

Pothier brings her experience to Texas where she serves as a key advisor on all aspects of the team's transition to its new home at Globe Life Field as well as the repurposing of Globe Life Park. Additionally, Pothier serves as an advisor to the team on its development projects, including Texas Live! and Live! by Loews. Pothier also advises ownership on all corporate governance matters, joint ventures, real estate development, acquisitions, organizational structuring, strategic planning, international affairs and litigation.

Pothier also serves on Major League Baseball's Diversity Pipeline Program Committee, an initiative focused on improving the recruitment and development of diverse and female employees for leadership roles in the baseball operations and the front offices of MLB's Clubs.

Pothier is committed to her community, serving as a Board Member for the Texas Rangers Baseball Foundation and having served previously as a Board Chair and Board Member and volunteer for the Make-A-Wish Foundation for more than ten years.

Before coming to Texas, Pothier spent six years as a Partner with Wilson Turner Kosmo LLP in San Diego. Prior to joining the Padres, she worked in private practice specializing in civil litigation and white collar criminal litigation for more than ten years.

Katie is a native of New Jersey and earned both a B.A. in History and her J.D. from Rutgers University.

Katie and her husband Mark, a retired Special Agent with the U.S. Drug Enforcement Administration, have two children, Abigail (16) and Mark Jr. (12). The family resides in Southlake with their beloved dog Melody.

FRONT OFFICE

COACHES

PLAYERS

2018 REVIEW

OPPONENTS

RECORDS

DEVELOPMENT

MEDIA



CHUCK MORGAN

EXECUTIVE V.P., BALLPARK ENTERTAINMENT, PROMOTIONS AND PRODUCTIONS



One of the most recognizable public address voices in the game, Chuck Morgan is in his 41st year in professional baseball. The longtime Rangers employee serves as the club's public address announcer and oversees all scoreboard and video production for all Rangers home games. In addition, Morgan also is responsible for the Rangers promotional schedule each year. He has been with the Rangers for 36 of the last 37 seasons beginning with the 1983 campaign.

Morgan has announced the starting lineups for 2,891 consecutive Major League Baseball games. He has not missed a home game in Texas or Kansas City since he started in Major League Baseball 37 years ago.

With the Rangers, Morgan has been responsible for the creation of the Texas Rangers Baseball Hall of Fame, the Texas Rangers Fan Fest, and the Rangers' mascot. He is credited with the creation of the "Dot Race" and the Texas Legends Dash at Rangers home games. He was coordinator for All-Star Workout Day and Home Run Derby for Major League Baseball's 1995 All-Star Game.

In addition to his tenure with the Rangers, Morgan has also worked for the Kansas City Royals (2002) and Nashville Sounds (1978-1980). For six years, he was the public address announcer on Major League Baseball video games for Microsoft's X-Box, Sony PlayStation 2 and Nintendo's GameCube.

While in Nashville, he was an announcer at The Grand Ole Opry, hosted several nationally syndicated radio and television shows, was and made several "cornfield" appearances on Hee Haw.

In 1982, he was named the Country Music Association's Major Market Disc Jockey of the Year. In 2001 and 2003, he was named by The Sporting News as the best public address announcer in Major League Baseball. Morgan was inducted into the Information Display and Entertainment Association Hall of Fame in 2017. The IDEA Hall of Fame honors innovators in event presentation.

Chuck and his wife, Starr, reside in Fort Worth. He has two sons: Kelley and Rhett.

FRONT OFFICE

COACHES

PLAYERS

2018 REVIEW

OPONENTS

RECORDS

DEVELOPMENT

MEDIA

JIM COCHRANE

SENIOR V.P., PARTNERSHIPS AND CLIENT SERVICES



Jim Cochrane was promoted to Senior Vice President, Partnerships and Client Services in June 2014.

Cochrane, who is in his 22nd year with the Rangers organization, manages a sales and service team that builds revenue through strategic partnerships with local, national and international corporations at Globe Life Park, Globe Life Field and Texas Live!

Cochrane spent the previous seven years as Vice President of Partnerships and Client Services. The Rangers Business Partnerships team has increased revenue over 140% since the end of the 2010 season. Cochrane played a key role in the negotiation of the ballpark naming rights agreement with Globe Life and Accident Insurance Company, which was announced in February 2014. He was also instrumental as part of the team that negotiated the 29-year extension of the naming rights agreement with Globe Life for the new Globe Life Field, scheduled to open in 2020.

A native of Bedford, TX, he began his career with the Rangers as an intern in 1997 and has also sold partnerships and media for the Dallas Stars Hockey Club (2000-2003, 2007-2009), Hicks Sports Group (2007-2009), Cedar Park Center (2007-2009) and Mesquite Championship Rodeo (2000-2003, 2007-2009).

The University of Oklahoma graduate has a Bachelor of Arts degree in Journalism and currently sits on the Board of the North Texas Chapter of the Positive Coaching Alliance.

He and his wife Mendi live in Fort Worth and have two daughters, Abby (18) and Jenna (13).

SEAN DECKER

SENIOR V.P., OPERATIONS AND EVENTS



Sean Decker was promoted to Senior Vice President, Operations and Events in June 2017.

Decker is responsible for the expansion and growth of the organization's Rangers Events Division. Additionally he leads the teams Retail and Authentics Department and is responsible for the oversight of the two Minor League teams owned by the Rangers.

Previously, Decker spent four years as the Rangers Vice President, Ballpark Operations. He joined the club in 2010 and previously served in several roles including Sr. Account Executive, Suite Sales and Director of Sales and Assistant Vice President of Rangers Enterprises.

Decker began his career in professional baseball as Operations Assistant with the Pacific Coast League's Colorado Springs Sky Sox in 2008 and also worked as Assistant Director of Baseball Operations for MLB's Arizona Fall League and as Corporate Marketing Manager for the Texas League's Frisco RoughRiders before joining the Rangers.

Decker currently serves on the board for the Arlington Sports Commission.

A native of Grapevine, Texas he earned a Bachelor of Science degree in Exercise and Sports Studies from Tarleton State University. Sean and his wife Renne have a son, Rhett, and reside in Fort Worth.





PAIGE FARRAGUT

SENIOR V.P., TICKET SALES AND SERVICES

Paige Farragut was promoted to Senior Vice President, Ticket Sales and Service in November 2013. She is responsible for revenue generation through the sale of season, group, and individual tickets as well as long-term and nightly suite leases at Rangers Ballpark in Arlington. The Rangers have established franchise records for season attendance and ticket revenue under her leadership, which includes the management of 35 sales professionals.

Paige was appointed as Vice President, Ticket Sales and Services in 2011 after previously overseeing Suite Sales and Services for the club. She began her career as an Account Executive for the Dallas Stars in 1996 and joined the Rangers' ticket and suite sales operation

in 1999.

Paige is active in a number of industry and community organizations. She currently serves on the National Sports Forum board. Paige also serves on the Operations Committee of the Texas Rangers Season Ticket Holder Advisory Board, the Board of Directors for Incarnation House, the Advisory Council for Texas Health Leadership Council and the Board of Directors for Baylor S3. Paige is a member of the Executive Women's Roundtable and an alumna of Leadership Dallas. Currently she is also on the host committee for the Birthday Party Project. She has also served as the President of the Parent Teacher Fellowship/ TAC Committee and on the Board of Directors for Wesley Prep where her children have attended.

Paige is a graduate of Texas State University where she earned a Bachelor of Fine Arts in Communication. Paige and her husband Brian live in Dallas and have two sons, Jackson (13) and Preston (10).



JACK HILL

SENIOR V.P., PROJECT DEVELOPMENT

Veteran sports facility management and construction development executive Jack Hill rejoined the Texas Rangers as Senior Vice President, Project Development in November 2016. Hill, who was instrumental in the construction of then The Ballpark in Arlington (now Globe Life Park in Arlington) in the early 1990's, oversees the construction management and development of the new Globe Life Field being built just south of the existing facility.

Hill, who also managed the construction of American Airlines Center in Dallas and AT&T Stadium in Arlington locally, works with The Cordish Companies on the Texas Live! development and is involved in other Rangers' projects, including the repurposing of Globe

Life Park in Arlington.

Hill originally joined the Rangers' organization in August 1991 as Vice President, Ballpark Development and served as the principal development manager for a 191 million dollar project, which included The Ballpark in Arlington, a 140,000 square foot office, building, and a youth sports park. The project was completed on time and on budget when it opened in April 1994.

From 1995-98, Hill was the Vice President of Development for Hammes Development Corporation and was centrally involved in the planning of Miller Park in Milwaukee. He was the principal manager for Hillwood Development while managing the construction project for American Airlines Center from 1998-2002. Hill then spent three years as Associate Superintendent of Construction for the Dallas Independent School District.

In 2005, Hill joined Blue Star Development and the Dallas Cowboys and spent the next five years overseeing the construction and development of Cowboys Stadium. Once the 1.2 billion dollar multi-purpose facility opened in 2009, he oversaw all operations of the building for its first three years.

More recently, Hill was Project Executive for the San Francisco 49ers new stadium in Santa Clara, California. Levi's Stadium, a 1.3 billion dollar sports and entertainment facility, opened in July 2014 and served as the site of Super Bowl 50 in February 2016.

Overall, Hill has spent over 35 years in the construction and development industry and is a graduate of Texas A&M University. Jack lives in Dallas with his wife Amy and their 15-year-old twins Gracie and Jake.



TERRY TURNER

SENIOR V.P., HUMAN RESOURCES & RISK MANAGEMENT

Terry Turner has served as head of Human Resources and Risk Management for Texas Rangers Baseball for 20 seasons. He also oversaw those roles for the Dallas Stars, Mesquite Championship Rodeo and the various other entities associated with the Rangers until the divestiture in 2010.

His responsibilities include all of the company's human resources operations as well as a wide variety of benefit plans associated with the major and minor league clubs. Additionally, risk and safety assessment for workers compensation, general liability, property and other aspects for all the team venues fall under his area of responsibility. He serves on the Workers Compensation and General Liability Insurance Task Force for Major League Baseball.

Prior to entering the sports entertainment industry, Terry was Human Resources Director for 300-attorney law firms in Dallas for 11 years. He was President of the Dallas Association of Legal Administrators during this part of his career. Terry's other industry experience includes Human Resources in Commercial Real Estate Development and Management, a Multi-National Oil and Gas Holding Company and Life and Health Insurance Company.

Terry has attained accreditation through SHRM, Society of Human Resource Management and a Human Resource specialty in an insurance industry educational program, FLMI. He has an MBA and BBA, with honors, with emphasis in economics and management from what is now Texas A&M-Commerce.

Terry and his wife Claire live in Dallas. He has three grown children: Kevin, Kyle and Hilary.



**JOSH BOYD****ASST. GENERAL MANAGER**

Josh Boyd enters his 12th season with Texas, his third year in an Assistant General Manager role after being promoted on November 21, 2016. He is responsible for overseeing all phases of the professional scouting, Pacific Rim scouting operations and the R&D department. He is also instrumental in all hiring and staff development throughout the Rangers Baseball Operations department.

Prior to his current role, Boyd spent two years as Senior Director of Player Personnel after serving as Director of Pro Scouting from 2009-14. He joined the Rangers in 2008 as Assistant Director of Pro Scouting.

In his current role, Josh advises Jon Daniels on all professional acquisitions via trade & free agency. He led the scouting staff responsible for signing Colby Lewis, Yu Darvish, Tony Barnett and Chris Martin out of the Japanese Nippon Professional Baseball League, and spearheaded the Rangers partnership with the Hokkaido Nippon Ham Fighters beginning in January, 2018.

Prior to joining the Rangers, Boyd covered four drafts as an area scout for the San Diego Padres. In 2004, he covered the Mid-Atlantic region for the Padres before spending three years covering the Northwest territory while based in Puyallup, Wash. Between 2001-2004, he lived in Durham, NC covering minor league prospects and the draft as a national writer for Baseball America. Additionally, he covered baseball for the Orange Coast College school paper prior to landing his first professional writing opportunities for STATS, Inc in 1996 and MLB.com in 1999.

Boyd, 47, was raised in Vancouver, Wash., and Irvine, Calif. He and his wife Michelle reside in Colleyville, TX with their son, Jackson (12) and a daughter, Ellie (10).

**MIKE DALY****ASST. GENERAL MANAGER**

Mike Daly is in his third season as assistant general manager after being promoted to the position on November 21, 2016. Daly, who will be in his 13th year overall with the organization, oversees player development and international scouting and has served as one of baseball operations primary liaisons in both the development of the Rangers' new ballpark, Globe Life Field and the Club's new Dominican Republic academy. During his first two years in his post as assistant general manager, he was influential in all player personnel decisions, while overseeing Major League operations, including assisting in contract negotiations and staffing.

Between 2014-2016, Daly was the Senior Director, Player Development and in his 12 years with the Rangers, he has also been involved in every department within baseball operations including amateur, international, and professional scouting roles. As Director of International Scouting from 2010-13, he was responsible for leading the player procurement process throughout Latin America as well as overseeing the operations of the club's academy in Boca Chica, Dominican Republic. As International Director, he and his scouting staff signed several major league players including Ronald Guzman, Nomar Mazara, Rougned Odor and Jose Leclerc.

Daly joined the Rangers after six seasons with the Cleveland Indians, where he worked in their baseball operations department from 2001-2002 and as an area scout from 2003-2006. In 2006, he drafted and signed RHP Josh Tomlin from Texas Tech University in the 19th round.

Raised in Atlanta, GA and Cincinnati, OH, Daly played baseball at Louisiana State University, where he was a three-year letter winner and member of the 1997 and 2000 National Championship teams. He graduated with a bachelor's degree in marketing in 2000 from LSU and earned a M.B.A. in 2001 and Master's in Sports Administration in 2002 from Ohio University.

Mike, 40, resides in Dallas.

**SHIRAZ REHMAN****ASST. GENERAL MANAGER**

Shiraz Rehman (pronounced shuh-RAHZ RAY-men) will be in his first season as Assistant General Manager with the Rangers after his hiring was announced on October 16, 2018. In his current role, Rehman will be involved in all aspects of the department's operation of the major league club, including supporting the President/GM on trades and acquisitions, overseeing MLB roster management and administration, negotiating and structuring player contracts, and leading the club's salary arbitration efforts. He also oversees the Baseball Operations budgetary process. He spent the previous seven seasons in the Chicago Cubs front office, a span in which that organization reached the postseason in four consecutive years, including a World Series championship in 2016.

In his final season with the Cubs in 2018, Shiraz served as Assistant GM, Strategic Initiatives, a role which focused on evaluating existing systems and processes and identifying and implementing solutions in an effort to create competitive advantages for the club. He originally joined the Cubs as Assistant to the General Manager on November 14, 2011, and was promoted to Assistant GM prior to the 2013 campaign. Prior to that, he spent six seasons with the Arizona Diamondbacks from 2005-11, serving in various roles ranging from Baseball Operations Assistant to Director, Baseball Operations, and finishing his desert stint as the club's Director of Player Personnel in 2011. Rehman began his baseball career as an intern in baseball operations for the Boston Red Sox in 2005.

Prior to his entry into MLB, Shiraz spent time as a commodities trader and financial consultant for more than five years and obtained his MBA from Columbia Business School in 2006. He is a 1999 graduate of McGill University, where he earned a bachelor's degree in finance and accounting and was a starting infielder on the baseball team for four years.

Shiraz and his wife, Beth, have two children: daughter Eden, and son Mays.





KIP FAGG
SR. DIRECTOR, AMATEUR SCOUTING

Kip Fagg will be in his fifth season as Senior Director, Amateur Scouting after being promoted to the position in late 2014. He will be in his 10th season overseeing the club's amateur scouting operation, previously serving as Director of Amateur Scouting from 2010-14. He directs all aspects of the organization's amateur scouting endeavors, specifically coordinating the efforts of the club's national and regional crosscheckers, as well as area scouts, in preparation for the annual June First-Year Player Draft. Kip was honored with the club's 2012 Scout of the Year Award.

Fagg, 55, is entering his 28th season in the Texas organization, including serving as a national crosschecker from 2007-09. Prior to that he was a west coast crosschecker for five years from 2002-06. He began his scouting career by serving 10 years as an area scout for the Rangers. During his career, Kip is credited with signing Rick Helling, Colby Lewis, and Doug Davis.

A pitcher during his collegiate career at Washington State from 1983-87, he also served as a coach at Lassen Community College (1989) and Long Beach State (1990-91).

Kip and wife Deena have two sons, Jedd (6/23/95) and Jaxxon (8/20/96), and reside north of the DFW Metroplex.


MATT BLOOD
DIRECTOR, PLAYER DEVELOPMENT

Matt Blood is in his first season with the Rangers after being hired as Director of Player Development on November 2, 2018. Blood's role encompasses everything with on-field development, including staffing hires and cohesion, player evaluation, placement and movement, development strategies and processes, and implementing the use of technology and analytics.

The 33-year-old joins the Texas organization from USA Baseball, where he served three years from 2016-18 as Director of the 18 and Under National Team Program. In his role at USA Baseball, which is based in Durham, North Carolina, Blood served as the General Manager of the 18U National Team that went 25-1 while winning each of three international tournaments over that span. The undefeated 2017 18U National Team won the World Cup and included 10 players who were selected in the first round of the 2018 MLB Draft.

Prior to his time at USA Baseball, Blood spent seven years as an area scout for the St. Louis Cardinals. He is a 2007 graduate of the University of North Carolina where he was a scouting assistant for the Tar Heels baseball team before getting his start that summer as an amateur scouting intern for the Tampa Bay Rays.

Matt and his wife, Allison, will relocate to the Metroplex this year with children Henry (5) and Ben (3).


ROSS FENSTERMAKER
DIRECTOR, PRO SCOUTING

Ross Fenstermaker begins his 10th season with the Rangers, his second as Director of Pro Scouting. In his current role based in Arlington, Ross works with the pro scouting staff and front office on all professional acquisitions, as well as involvement with other areas of personnel decisions.

He joined the organization in 2010 as a comprehensive baseball operations intern, and has worked within the professional and international scouting departments during his eight seasons with the club. He spent the 2017 season as International Crosschecker after five years on the pro scouting staff.

The Granite Bay, Calif. native began his career as an intern with the Seattle Mariners in 2009 after pitching in college at the University of California-Davis. Ross and wife Lindsay reside in Southlake.


RAFIC SAAB
DIRECTOR, INTERNATIONAL SCOUTING

Rafic Saab enters his fourth season as Director of International Scouting after being promoted to the role in January 2016. He is in his 14th season in the Texas organization, most recently serving as Director of Latin America Operations in 2014-15 before his promotion. He originally joined the organization in 2006 as a scout in Venezuela and later earned a promotion to scouting supervisor in the country.

Saab won the Rangers 2015 Scout of the Year Award. He has been involved in all major signings in Latin America and, as a Venezuelan scout, was responsible for the signings of current Ranger Rougned Odor. He is also credited in the signing of big leaguers Martin Pérez, Luis Sardiñas, and Odúbel Herrera. He previously served as a scout for the Angels (2000) and Phillies (2002-06), and was involved in the signings of Carlos Carrasco, Freddy Galvis, and Cesar Hernandez in the latter stint. Saab played in the Phillies organization from 1996-98 and also saw action in the Venezuelan Winter League with the Águilas del Zulia from 1996-99.

Rafic resides in his native Valencia, Venezuela, with wife Keralina Plaza, daughter Eying (14) and son Rafic Jr. (10).





JAMIE REED

SR. DIRECTOR, MEDICAL OPERATIONS/SPORTS SCIENCE

Jamie Reed is in his 17th season with the Texas Rangers, his seventh as Senior Director of Medical Operations/Sports Science. He spent 10 seasons as the club's medical director and Major League head athletic trainer from 2003-12 after joining the organization on Oct. 11, 2002.

Jamie oversees the organization's entire baseball medical operation, including training, conditioning, and rehabilitation on both the major and minor league levels. He is also responsible for the day-to-day major league athletic training department. Jamie had a leading role in the club's renovation project at its spring training complex in Surprise, Ariz. in 2015-16, and is also assisting with team projects for the Rangers' two minor league affiliates in North Carolina as well as in the Dominican Republic.

He was chosen by Major League Baseball to be one of two trainers on an All-Star tour of Japan in November of 2006. He also served on the American League Training Staff for two All-Star Games, the 2000 contest in Atlanta and the 2008 Midsummer Classic in New York.

In 2005, he was awarded the James R. Andrews "Excellence in Baseball Medicine Award" by the American Sports Medicine Institute. He serves as co-chairman of the Red Romo Athletic Trainer Scholarship at the U.S. Naval Academy, a role he has held for many years.

Jamie was previously with the Tampa Bay organization for six seasons, serving as Major League head athletic trainer from 1997-2002. He was Tampa Bay's first on-field hire when he joined the organization on Nov. 18, 1996.

Prior to joining the Rays, Jamie was with the Baltimore Orioles from 1982-96. He served as an athletic trainer at all four of Baltimore's Minor League levels: Bluefield (1982), Hagerstown (1983), Charlotte (1984) and Rochester (1985-88) before joining the Major League team as assistant athletic trainer in 1989.

Jamie is certified by the National Athletic Trainers Association and previously served as President of the Professional Baseball Athletic Trainers Society. He earned his degree in sports medicine from East Carolina University in 1982.

Jamie, 59, and his wife, Jean, have three adult children, Zachary, Rebecca, and Rachel, and seven grandchildren.



TODD WALTHER

DIRECTOR, PITCHING ANALYSIS

Todd Walther is in his 13th season with the Rangers, his third as Director, Pitching Analysis. In his current role, Walther merges and evaluates information on pitchers across all departments in baseball operations, providing input for decisions including player development, acquisition, and pitcher usage.

Walther served seven seasons (2010-16) as a professional scout for the Rangers, conducting all manner of pro coverage, including advance work for potential postseason opponents. He previously had office roles as Assistant, Player Development and Scouting (2009) and Assistant for Video Operations and Baseball Research (2006-08). Todd began his

career as an advance scouting intern with Milwaukee in 2005, this after being a 4-year letter winner as a pitcher at Carthage College in Kenosha, Wis.

Todd and his wife Mandi have three children: sons Quinn (5) and Britt (3), and baby daughter Tierney. The family resides in Fort Worth.



TODD SLAVINSKY

SR. DIRECTOR, BASEBALL SYSTEMS

Todd Slavinsky begins his 10th season with the Rangers, his first as Senior Director, Baseball Systems, following an offseason promotion. In his current role, Slavinsky is the architect of the baseball information systems. He oversees five developers that focus on expanding and improving the organization's information infrastructure through internal development and strategic partnerships.

Todd spent five years as Director of Baseball Analytics from 2014-18, leading the development team for the organization's proprietary information system, and consulting on technology use within the department. He previously served as Senior Application Systems Developer in the Information Technology department.

Slavinsky was a pitcher at the University of Minnesota-Morris, where he earned a bachelor's degree in economics and business management. He attended the Major League Baseball Scouting Bureau scouting development program in October 2013.

Todd and his wife Lindsey have a daughter, Keelin (11), and two sons, Reed (9) and Brett (6). They reside in Carrollton.



RYAN MURRAY

DIRECTOR, BASEBALL ANALYTICS

Ryan Murray will be in his first season as Director, Baseball Analytics following an offseason promotion. In his role, Ryan works on statistical research, game strategy, and analytical player evaluations. He will be in his sixth season with the Rangers after joining the front office during the 2014 season as a data analyst.

He graduated from the University of Texas at Austin with a degree in electrical engineering in 2011 and came to the club from L3 Communications, where he was an electrical engineer for three years.

Ryan grew up in Denton as a life-long Rangers fan and former Junior Ranger. He now resides in Grand Prairie with his wife, Kacey, and daughter, Parker.



JOSIAH IGONO

MAJOR LEAGUE DIRECTOR, PEAK PERFORMANCE

Josiah Igono enters his second season as Major League Director of Peak Performance, his seventh season in the Texas organization. He served as the Director of Peak Performance in 2016-17, and under his current role has seen expanded involvement with the major league club. He is responsible for the implementation and development of peak performance and mental skills programs for players and coaches.

He originally joined the Texas organization in 2012 and spent three seasons as a strength and conditioning coach for the AZL Rangers. Prior to Texas, Igono was the lead performance specialist at Grand Canyon University in Phoenix, AZ, working directly with the baseball team, along with five other athletic programs. He also previously worked in the Rangers organization with the AZL club in 2010. Igono played football for Arizona State University and Northern Arizona University as a defensive back. He holds his Master's degree in Industrial/Organizational Psychology and is also a Certified Strength and Conditioning Specialist (CSCS) with the National Strength and Conditioning Association.

Josiah and his wife, Erin, reside in Valley Ranch with children Hannah (7), Michael (5), and Elise (2).



PAUL KRUGER

DIRECTOR, MINOR LEAGUE OPERATIONS

Paul Kruger was promoted to Director of Minor League Operations on November 2, 2018, after spending three seasons as Assistant Director, Player Development. He is in his 10th overall season with the Rangers.

Kruger has responsibilities in overseeing the day-to-day operations in player development, player and staff onboarding programs and affiliate relations. He also assists in many aspects for the club's recently-acquired Minor League franchises in North Carolina: Down East and Hickory. Kruger oversees major programs throughout the year, including early Spring Training mini-camps, Spring Training, newly-signed player camps, Instructional League, and Dominican

Republic Instructional League.

Kruger manages the player development budget and the club's complex operations and player development in the Dominican Republic. Within player development, he assists in overseeing Minor League player plans, the medical and strength and conditioning departments and the implementation of analytics and research and development into the minor league system. He also manages the minor league affiliate rosters on a day-to-day basis.

Prior to promotions in 2016 and 2018, Kruger served as Manager, Minor League Operations in 2015, a period in which he managed many of his current responsibilities along with oversight of the international budget. He had a three-year stint as Coordinator, Minor League and International Operations from 2012-14. He also previously served as Assistant, International Operations, and was an intern with the club prior to landing a full-time position.

Kruger graduated from Ohio University with a Master's in Business Administration and a Master's in Sports Administration in 2010. He earned a degree in Business Administration with an emphasis in Finance in 2008 from the University of Missouri. While at Mizzou, Kruger served as the manager for the baseball team.

Kruger, 33, lives in Dallas.



BEN BARODY

ASST. DIRECTOR, BASEBALL OPERATIONS


Ben Barody is in his fourth season with the Rangers, his first as Assistant Director, Baseball Operations following a November 2018 promotion. In his new role, Ben will coordinate the administration for the Baseball Operations department including arbitration, Major and Minor league contracts, Major League payroll and transactions, department development initiatives, budgets and finances, and the transition to Globe Life Field. He originally joined the organization in January 2016 and served three seasons as Manager of Amateur Scouting from 2016-18, assisting Kip Fagg on all amateur efforts, including extensive responsibilities with the yearly draft.

Barody previously spent seven years at the Commissioner's Office at Major League Baseball, where he held a number of different roles. During his time with MLB, Ben handled responsibilities including administrative functions involving transactions, rules, contracts, and the Rule 4 and 5 Drafts, serving as a liaison between clubs' player development departments and Minor League Baseball, and overseeing MLB Urban Youth Academies serving thousands of young players daily. He also developed the Breakthrough Series instructional showcase program and Elite Development Invitational, which focused on efforts to benefit players from potentially at-risk communities. Additionally, he served as lead for event coordination and roster selection of the All-Star Futures Game.

Prior to his stint at MLB, Ben spent time in baseball operations with the New York Mets, Arizona Fall League, and Bill James' Baseball Info Solutions.

Originally from Manchester, NH, Barody attended Trinity High School, serving as baseball captain and also playing basketball, football, and golf. He earned an undergraduate degree from Southern New Hampshire University while working in the Athletics Department. He later completed his MBA from SNHU while working at the Commissioner's Office. He and wife Jocelyn have a son, Blake (4).




ADAM LEWKOWICZ ASST. DIRECTOR, AMATEUR SCOUTING

Adam Lewkowicz (lew-koh-WITS) will be in his first season as Assistant Director, Amateur Scouting. He will assist Kip Fagg in all facets of the operation, including evaluating the talent pool with all available resources, managing signing bonus pool, coordinating amateur R&D and helping with draftee transition into player development. He will be in his 11th year with the Rangers and 17th in baseball.

Adam spent four seasons as Director of Advance Scouting and Game Strategy, scouting upcoming opponent as well as evaluating the Rangers on-field performance, while advising the manager and coaching staff on game strategy and game trends. His first six seasons with Texas from 2009-14, Adam was the Advance Scout for the club.

Prior to joining the Rangers, Adam served as assistant video coordinator for the Pittsburgh Pirates from 2006-08, and worked for the Milwaukee Brewers as an advance scouting intern (2005) and Northeast associate scout (2003-04).

The 39-year-old New York native was a four-year member of the baseball team at Hamilton (NY) College, where he earned his B.A. in Psychology. Adam, his wife Lauren and their daughter Lark reside in Fort Worth.


HAMILTON WISE ASST. DIRECTOR, INTERNATIONAL SCOUTING

Wise begins his fourth season with the Rangers, his first as Assistant Director of International Scouting after an offseason promotion. He served as International Scouting Assistant in 2017-18 after joining the Rangers as a baseball operations intern for the 2016 campaign.

Prior to joining the Rangers, Wise held positions with the MLB Labor Relations Division, MLB Advanced Media, and the law firm DLA Piper. He played baseball at Northwestern University, earning a BAS in Economics, and earned a JD/MBA at Tulane University. He was a four-year starter in baseball at Dallas' St. Mark's High School.

Wise, 29, resides in Dallas.


MIKE PARNELL ASSISTANT, PRO SCOUTING

Mike Parnell is in his fifth season as Assistant, Pro Scouting, after being hired full-time in late 2014. He assists in all phases of the day to day operations within the pro scouting department, including player evaluation, analytics, and scheduling. In 2018, he added additional responsibilities as an extra resource for evaluating hitters in the amateur draft. In 2019, he assisted in the preparation for the arbitration process for the club's arbitration eligible players.

Parnell was previously an intern with the club during the 2014 campaign, assisting the front office with the amateur draft, arbitration and trade deadline preparation.

He graduated from Cornell University with a degree in Industrial Labor Relations and an emphasis in Economics in 2014. Parnell, 27, lives in Dallas.

RANGERS ORGANIZATIONAL BIRTHDAYS (AGE IS FOR 2019 BIRTHDAY)
JANUARY

3 Matt Hagen (39)
17 Yohander Méndez (24)
19 Carlos Cardoza
30 Ariel Jurado (23)

FEBRUARY

3 Rougned Odor (25)
14 Callix Crabbe (36)
21 Kenny Holmberg (36)
21 C.D. Pelham (24)
22 Don Wakamatsu (56)

MARCH

4 Tom Grieve (71)
6 Chuck Morgan
9 C.J. Nitkowski (46)
23 Isiah Kiner-Falefa (24)
23 Regan Wong
31 Jeff Mathis (36)

APRIL

7 Adrián Beltré (40)
7 Josh Shelton
8 Josh Frasier
9 Mike Daly
9 Jose Guzman
12 Kyle Bird (26)
21 Matt Lucero (50)
21 Jordan Romano (26)
26 Shawn Kelley (35)
26 Nomar Mazara (24)
28 Brett Martin (24)

MAY

1 Jared Sandler (30)
9 Josh Boyd
12 Lance Lynn (32)
16 Eric Nadel
25 Luis Ortiz (49)
28 Jose Vazquez

JUNE

1 Eleno Ornelas
2 Chris Martin (33)
7 Luke Farrell (28)
11 Josiah Igono
13 Drew Smyly (30)
14 John Blake
15 Jamie Reed (60)
27 Chris Woodward (43)

JULY

3 Edinson Vólquez (36)
6 Jonathan Hernandez (23)
6 Kenny Hook (44)
13 Shin-Soo Choo (37)

AUGUST

1 Emily Jones
4 Brock Burke (23)
2 Colby Lewis (40)
12 Dave Raymond
15 Nick Gardewine (26)
16 Delino DeShields (27)
16 David Bales
21 Jesse Chavez (36)
23 Carlos Tocci (24)
24 Jon Daniels (42)
26 Elvis Andrus (31)
27 Patrick Wisdom (28)
30 Taylor Hearn (25)

SEPTEMBER

7 Kelly Terrell
20 Jeffrey Springs (27)
26 Steve Buechele (58)
26 Wei-Chieh Huang (26)
28 Julio Rangel (44)

OCTOBER

1 Connor Sadzeck (28)
6 Darren Oliver (50)
10 Ronald Guzmán (25)
10 Shelby Miller (29)
10 Shiraz Rehman
11 Bobby Jones (69)
14 Hector Ortiz (50)
19 Michael Young (43)
26 Joe Palumbo (25)
30 Joe Miskilik

NOVEMBER

4 Willie Calhoun (25)
10 Corey Ragsdale
13 Brandon Boyd
13 Asdrúbal Cabrera (34)
19 Joey Gallo (26)
27 Ivan Rodríguez (48)
28 Jayce Tingler (39)
28 Jose Trevino (39)

DECEMBER

4 Scott Heineman (27)
5 Tony Beasley (53)
5 Oscar Marin (37)
8 Matt Hicks
8 Zach McAllister (32)
10 Jacob Newburn
16 Jason Wood
19 José Leclerc (26)
20 Kip Fagg
26 Mike Minor (32)





MICHAEL YOUNG

SPECIAL ASSISTANT TO THE GENERAL MANAGER

Longtime Rangers player Michael Young enters his fifth season as Special Assistant to the General Manager after being named to the post on November 5, 2014. The 42-year-old Young, who is the Rangers' all-time leader in numerous offensive categories, retired in January 2014 after an outstanding 13-year Major League career, the first 12 of those seasons in Texas. He was inducted into the Texas Rangers Baseball Hall of Fame on July 30, 2016, and into the Texas Sports Hall of Fame in April 2018.

Young works with President of Baseball Operations and General Manager Jon Daniels and his staff in all areas of baseball operations, including player evaluation and player development at the major and minor league level, special assignments, and scouting trips. He has also participated in baseball operations' major league managerial searches as part of his role.

Acquired by Texas from the Toronto Blue Jays in July 2000, Young played in a team-record 1,823 games from 2000-12. He captured Rangers Player of the Year honors five times, matching Juan Gonzalez for the most in team history, and was a seven-time A.L. All-Star. Young batted .300-or-better a club-record seven times, and is one of 16 players in modern MLB history with at least six seasons of 200-or-more hits. He won the A.L. batting title in 2005 and was the MVP of the 2006 All-Star Game at Pittsburgh. He is the only player in All-Star Game history with 2 game-winning hits in his team's final at-bat.

He is the Washington/Texas franchise's all-time leader in games, hits (2230), runs (1085), doubles (415), triples (55), total bases (3286), at bats (7399), and multi-hit games (651) and ranks third in RBI (984) and extra base hits (647). Young was a starter at all four infield positions in his Rangers career, earning a Gold Glove at shortstop in 2008.

Overall, Young batted .300 with 185 homers and 1030 RBI in 1970 games with the Rangers (2000-2012), Phillies (2013), and Dodgers (2013). He was a career .321 hitter with runners in scoring position.

Young was an All-Big West outfielder and then shortstop for the UC Santa Barbara Barbara Gauchos and was inducted into the university's Hall of Fame on April 30, 2016.

Michael and his wife, Cristina Barbosa, have 3 sons: Mateo (6/22/05), Emilio (10/13/09), and Antonio (8/23/12). The family lives in Dallas. Michael and Cristina served three years on the Advisory Board for the Texas Rangers Baseball Foundation from 2015-17. The couple has been very active in community efforts throughout their time in Texas, establishing The Michael Young Family Foundation in 2013. As a result of these efforts, Young has won awards including the MLB Players Association's Marvin Miller Award (2008 and 2011) and Rangers Jim Sundberg Community Achievement Award (2010), as well as being a three-time selection for the Rangers Roberto Clemente Award (2009-10-11). In recent years, Young has developed a passion for martial arts, practicing both taekwondo and Brazilian jiu jitsu. He received his taekwondo black belt in the summer of 2018.



BRANDON MCCARTHY

SPECIAL ASSISTANT TO THE GENERAL MANAGER

Former Rangers pitcher Brandon McCarthy is in his first season as Special Assistant to the General Manager after being appointed on December 11. He announced that he would retire at the end of the 2018 season on August 14, ending a 14-year big league career. In his new role, he will primarily be involved in all aspects of pitching development on the major and minor league level with Texas.

McCarthy was 69-75 with a 4.20 ERA in 255 games/197 starts with the White Sox (2005-06), Rangers (2007-09), A's (2011-12), Diamondbacks (2013-14), Yankees (2014), Dodgers (2015-17), and Braves (2018). McCarthy won a career-high 10 games with the Diamondbacks and Yankees in 2014. He was 6-3 with a 4.92 ERA in 15 starts with Atlanta in 2018. His lone career postseason appearance came with the Dodgers in the 2017 World Series against Houston.

Acquired by the Rangers in a trade with the White Sox on December 23, 2006, McCarthy was the club's no. 3 starter to open both the 2007 and 2009 seasons. He was 13-15 in 45 games/44 starts over three seasons with Texas before right scapula issues derailed his 2010 season. After signing with Oakland as a free agent following the 2010 campaign, McCarthy posted the two lowest ERA's of his career in 2011-12 with the A's, combining to go 17-15 with a 3.29 ERA over 43 games/starts.

McCarthy made his Major League debut with the White Sox in 2005, when he produced a strong run as a late-season call-up for the eventual World Series champions. His first career win came in a start at Globe Life Park in Arlington on August 30, 2005 at Texas (G2).

Brandon and his wife, Amanda, reside in the Phoenix area with their daughter, Cassidy. He attended Lamar (Colo.) Community College and is a 2001 graduate of Cheyenne Mountain High School in Colorado Springs. The long-time soccer enthusiast is a co-owner of Phoenix Rising FC that is a member of the USL Championship.

FRONT OFFICE
COACHES
PLAYERS
2018 REVIEW
OPPONENTS
RECORDS
DEVELOPMENT
MEDIA





DARREN OLIVER

SPECIAL ASSISTANT TO THE GENERAL MANAGER

Longtime Major League pitcher Darren Oliver was appointed Special Assistant to the General Manager on April 24, 2014. The 47-year-old Oliver, who retired following the 2013 campaign after 20 seasons in the majors, works with President of Baseball Operations and General Manager Jon Daniels and his staff in a variety of areas with an emphasis on pitching.

Oliver's duties have focused on pitching at both the major and minor league levels, as he has had a presence in Arlington and with the club's minor league affiliates. He is also involved in aspects of the club's player acquisition process and in tutoring young prospects in the organization.

The left-hander was honored by the Rangers as the 2014 recipient of Mark Holtz Alumni Award for his accomplishments over three different stints with the club. The Rangers traded him twice and signed him as a free agent on two occasions. Oliver was 118-98 in 766 appearances/229 starts in his Big League career with Texas, St. Louis, Boston, Colorado, Florida, Houston, New York Mets, Los Angeles Angels, and Toronto. He was a starter for most of his career, but, after struggles with the Marlins and Astros in 2004, did not pitch in the majors the following year. In 2006, he began an eight-year run as an effective reliever with four different teams, including six consecutive years in the postseason from 2006-11.

He was selected by Texas in the third round of the June 1988 draft and made his major league debut with the Rangers in September 1993. Overall, he was 60-54 in 317 games/137 starts over his three stints with Texas (1993-98; 2000-01; 2010-11). He ranks sixth on the team's all-time list in games, ninth in wins, and 10th in starts. Oliver won 14 games in his first full season as a starter for the 1996 A.L. West champs and was the club's pitcher of the year the following season. In his third stint with the Rangers, he appeared in 125 games as a valuable lefty set-up man for the 2010 and 2011 American League champions.

Oliver and his wife, Melissa, reside in Southlake with sons Brock and Maxwell. Darren was inducted into the Sacramento Sports Hall of Fame in January 2018.



IVAN RODRIGUEZ

SPECIAL ASSISTANT TO THE GENERAL MANAGER
INSTRUCTOR & AMBASSADOR

Catcher Ivan "Pudge" Rodriguez, who was inducted into the National Baseball Hall of Fame in 2017, has been with the Texas Rangers as Special Assistant to the General Manager/Instructor/Ambassador since February 2013.

Rodriguez assists the Rangers Baseball Operations group in a number of areas, including amateur, professional, and international scouting, player instruction on the major and Minor League level, and talent evaluation. He is also involved in community and marketing endeavors on behalf of the club and is part of the Rangers' pre- and post-game coverage on FOX Sports Southwest.

He was elected to the National Baseball Hall of Fame in his first year on the ballot on January 18, 2017, and was inducted into the Hall in Cooperstown, New York, on July 30, 2017. The Rangers held a ceremony to retire Rodriguez' uniform number 7 on August 12, 2017, prior to the club's game against the Houston Astros. He had previously been inducted as the 16th member of the Texas Rangers Baseball Hall of Fame on July 20, 2013. He announced his retirement as an active player after a 21-year All-Star career on April 23, 2012 at Globe Life Park and was honored in a ceremony that evening prior to the Rangers game with the New York Yankees.

Rodriguez, who made his Major League debut with Texas on June 20, 1991 at the age of 19, had a career average of .296 with 311 home runs and 1332 RBI in 2543 games with the Rangers (1991-2002; 2009), Marlins (2003), Tigers (2004-08), Yankees (2008), Astros (2009), and Nationals (2010-11).

He joins Hank Aaron, Barry Bonds, George Brett, Stan Musial, and Albert Pujols as the only players in Major League history with career minimums of a .295 batting average, 2800 hits, 550 doubles, 300 home runs, and 1300 RBI.

The all-time Major League leader with 2427 games caught, Rodriguez earned an all-time record 13 Rawlings Gold Gloves for his defensive work behind the plate, including 10 in a row from 1992-2001 while throwing out nearly 42% of runners attempting to steal in his career. The right-handed hitter batted .300 or better in ten different seasons with five years of 20+ home runs. Rodriguez is a 14-time All-Star who started a Major League record 12 Midsummer classics, including nine straight from 1993-2001.

Signed by Texas as an amateur free agent in 1988, the native of Vega Baja, Puerto Rico batted .304 with 217 homers and 842 RBI in 1507 career games as a Ranger. He is second in club history in hits (1747), doubles (352), and multi-hit games (490), ranks third in at bats (5754) and homers, and places fourth in games, runs (866), triples (28), RBI, total bases (2806), and extra base hits (597). Rodriguez was the 1999 American League Most Valuable Player, when he batted .332 with 35 homers and 113 RBI as he helped lead the Rangers to the third of three consecutive A.L. West Division titles. His 1999 performance remains the only time that a catcher has posted minimums of a .330 average, 35 homers, 110 RBI, and 110 runs scored in a single season.

Signed as a free agent by Florida after the 2002 season, he batted .297 and drove in 85 runs for the 2003 World Champion Marlins and was the MVP of the NLCS. He played in his second World Series with Detroit in 2006. Rodriguez was acquired by the Rangers from Houston in August 2009 and played in 28 games the rest of that season. He concluded his career with two seasons in Washington, hitting .218 in 44 games in 2011, when he spent nearly two months on the disabled list with a strained oblique muscle.

Rodriguez started the Ivan Rodriguez Foundation in 1993 to assist with a number of charitable endeavors. Last year, he hosted a disaster relief drive for Unidos Puerto Rico, raising over 1.5 million pounds of goods and \$300,000 in funds. As part of the drive, also made personal visits to Puerto Rico and delivered 160,000 pounds of donations to six different towns that were affected or destroyed by Hurricane Maria.

Ivan is married to the former Gloria Patricia "Patry" Gomez. He has three children, Ivan Dereck, Amanda Christine, and Ivanna Sofia. Dereck had a successful rookie season as a pitcher with the San Francisco Giants in 2018, this after beginning his career as an outfielder in the Twins organization. Ivan was inducted into the Texas Sports Hall of Fame in February 2014 and the Latino Baseball Hall of Fame in December 2015. He released his autobiography, *They Call Me Pudge*, in 2017.





COLBY LEWIS

SPECIAL ASSISTANT TO THE GENERAL MANAGER

One of the longest-tenured pitchers in Rangers history, Colby Lewis was appointed Special Assistant to the General Manager on November 6, 2017. In his role, Lewis fills a variety of assignments, with an emphasis on working with pitchers in the club's farm system.

The 39-year-old Lewis retired after the 2016 season following an 18-year professional career spent primarily with the Rangers. Originally selected by Texas in the supplemental first round of the 1999 June draft, he ranks among all-time club leaders in starts (4th, 194), wins (6th, 77), and innings (6th, 1174.1). Overall, he finished with a 77-72 record and a 4.70 ERA across 233 games/195 starts in his Major League career with Texas (2002-04, 2010-16), Detroit (2006), and Oakland (2007).

After a successful two-year stint with the Hiroshima Carp in Japan's Nippon Professional Baseball in 2008-09, Lewis returned to the Rangers and went 65-57 with a 4.27 ERA over 161 games/starts in his final six seasons from 2010-16. During that career-ending span, he missed nearly 2 1/2 seasons in 2012-13 following procedures on his elbow and hip, and he would become the first professional baseball player to successfully return from hip resurfacing surgery. Lewis pitched for five of the eight postseason clubs in Rangers history during his final stint with the team (2010, 2011, 2012, 2015, 2016), amassing a career 4-1 record and 3.11 ERA (19 ER/55.0 IP) over 10 games/9 starts in the playoffs. He has the most postseason wins and starts (tied) of any pitcher in franchise history, twice winning starts in the 2010 ALCS against the Yankees, including the series-clinching Game 6 victory to send Texas to its first-ever World Series.

A Rangers fan favorite, Lewis was a visible member of the community, with yearly appearances on the Winter Caravan and at Fan Fest. He made regular donations to the Texas Rangers Baseball Foundation and has also been active in community endeavors in his native Bakersfield, Calif. He was the recipient of the Rangers' 2018 Mark Holtz Alumni Award.

Colby and his wife, Jenny, have a son, Cade, and a daughter, Elizabeth. The family resides in Bakersfield, Calif. Colby and his family participate in dirt track racing with his brother, Zach, as part of Forster Racing in the Bakersfield area. He remains an avid cyclist, a hobby he picked up following surgeries on his hip and knee.



STEVE BUECHELE

SPECIAL ASSISTANT, BASEBALL OPERATIONS

Steve Buechele is in his first season as a special assistant in baseball operations after four seasons on the Major League coaching staff. His new duties will include work with the Major League club along with serving as a pre- and postgame analyst on TV broadcasts. He will also take part in the club's community outreach.

He spent the 2018 season as the club's first base coach following three campaigns (2015-17) as bench coach. Before joining the staff, Buechele spent six seasons (2009-14) as a manager in the Rangers farm system, and also assisted the big league staff as an extra coach in September in those years. The former Texas player and longtime Metroplex resident was an active member of the Rangers Alumni Legacy Program after his retirement, assisting in a wide variety of on- and off-the-field endeavors.

Prior to entering the coaching ranks, he also worked pre- and post-game shows as an analyst with Fox Sports Southwest during Rangers broadcasts. Buechele was very active in community service work during his playing career and was selected as the recipient of the 1987 Harold McKinney Good Guy Award by the Dallas-Fort Worth BBWAA. Originally selected by Texas in the fifth round of the 1982 June draft out of Stanford University, the former third baseman played 1334 games over 11 seasons in the majors with Texas (1985-91, 1995), Pittsburgh (1991-92), and Chicago-NL (1992-95). He ranks third in Rangers history with 835 games at third base, trailing only Adrian Beltre (941) and Buddy Bell (901), whose spot he claimed after Bell was traded to Cincinnati in 1985. Prior to a trade to Pittsburgh in 1991, he compiled a .991 fielding percentage at third base for Texas, a figure which is still a single-season Major League record at the position for either league (min. 108 games).

Boo played three seasons at Stanford University in Palo Alto, Calif. and helped lead the Cardinal to the 1982 College World Series. At Stanford, he roomed with Pro Football Hall of Fame quarterback John Elway. He was also drafted out of Servite High School (Anaheim, Calif.) by White Sox in 1979 June draft (9th overall), but did not sign. Buechele was high school teammates with Mike Witt, who pitched a perfect game against the Rangers at Arlington Stadium on Sept. 30, 1984. Boo's 2nd career MLB home run was off Witt on 9/12/85 in Anaheim.

Steve married the former Nancy Hemphill on 1/21/89 and couple has five children: Garrett (10/23/89), Tanner (7/27/91), Jordan (8/29/94), Amber (7/23/96) and Shane (1/8/98). His son, Garrett, was selected in the 14th round of the 2011 June draft out of the University of Oklahoma and played 2 seasons in the San Francisco Giants organization. His son Shane is a quarterback and is expected to transfer to Southern Methodist University this fall after graduating from the University of Texas.



JODA PARENT

EXECUTIVE ASSISTANT TO THE GENERAL MANAGER

Joda Parent is in her fifth season as Executive Assistant to Rangers President of Baseball Operations & General Manager Jon Daniels. She joined the club at the start of the 2015 campaign.

She came to the Rangers after having served two years as the Personal Executive Assistant to the CEO of NetVU, and previously had a 15-year stint as Executive Assistant, Football Operations at the University of Arkansas.

Joda studied business at the University of Oklahoma in her hometown of Norman. She has two adult children.





Pure Refreshment

DASANI®



OFFICIAL WATER OF THE TEXAS RANGERS

©2019 The Coca-Cola Company. "Coca-Cola" and the contour bottle design are registered trademarks of The Coca-Cola Company. Major League Baseball trademarks and copyrights are used with permission of Major League Baseball Properties, Inc. Visit MLB.com.

COACHES



Chris Woodward was officially announced as the 19th full-time manager in Texas Rangers history on November 3, 2018, and he was introduced at a press conference two days later at Globe Life Park in Arlington.



CHRIS WOODWARD



MANAGER # 8

R BATS R THROWS

6'0" HEIGHT 190. WEIGHT

42 OPENING DAY AGE

BORN • June 27, 1976 in Covina, CA

RESIDES • Chandler, AZ

TENURE • Is in his first season as manager after being hired on November 3, 2018

CONTRACT STATUS • Signed through 2021 with a club option for 2022

FRONT OFFICE

WOODWARD

PLAYERS

2018 REVIEW

OPPONENTS

RECORDS

DEVELOPMENT

MEDIA

WELCOME TO TEXAS: The 42-year-old Woodward was officially announced as the 19th full-time manager in Texas Rangers history on November 3, 2018, and he was introduced at a press conference two days later at Globe Life Park in Arlington...received a three-year contract covering 2019-2021 that included a club option for the 2022 season.

The Covina, Calif. native hails from same hometown as Texas Rangers Baseball Hall of Famer Michael Young...the pair knew each other and lived in close proximity at one point during childhood.

COACHING CAREER: Has spent the last three seasons as third base and infield coach on Dave Roberts' staff with the Los Angeles Dodgers...in that span, the Dodgers compiled a .589 (287-200) regular season winning percentage while capturing the N.L. West Division title all three seasons, advancing to the World Series in 2017 and 2018...prior to joining the Dodgers, Woodward was the first base and infield coach for the Seattle Mariners in 2014-15...he began his coaching career as Seattle's minor league infield coordinator in 2013 and was promoted to the Major League staff late in that season... he started 2014 as Seattle's infield coach before assuming first base coaching duties early in the season.

Woodward managed New Zealand in the 2017 World Baseball Classic qualification tournament in Australia in 2016 with a 1-2 record...he was a coach for the New Zealand squad in the 2013 WBC qualification.

PLAYING CAREER: The former infielder spent all or parts of 12 seasons in the Majors with Toronto (1999-2004; 2011); New York Mets (2005-06); Atlanta (2007); Seattle (2009-10), and Boston (2009), hitting .239 with 33 homers and 191 RBI in 659 games...played every position except pitcher and catcher in his MLB career...appeared in 35 different ballparks in his career... he made his Major League debut with the Jays on June 7, 1999 at New York-NL in Shea Stadium, posting a sac fly in his first plate appearance and an RBI single off Orel Hershiser in his first at-bat...first home run was May 31, 2000 vs. Minnesota (Brad Radke)...spent much of the 2002-04 seasons as Toronto's starting shortstop, including Opening Day starts in 2003 and 2004...he hit a career-high three home runs on August 7, 2002 vs. Seattle, the lone multi-homer game of his career, becoming the 15th shortstop in MLB history to hit 3 HR in a game...the right-handed batter hit .276 with 13 homers and 45 RBI with

the Blue Jays in 2002 and .261 in a career-best 104 games the following season...he split time between the majors and minors from 2009-11 and concluded his pro career with Triple-A Las Vegas in the Toronto organization in 2012.

Last MLB game came with Toronto on Sept. 27, 2011 at Chicago-AL...made penultimate start of his career with Toronto on April 25, 2011 at Texas...he was a career .277 hitter in 23 games against the Rangers, his highest figure versus any ML opponent with more than 20 games against...had a .295 (13-44) batting average at Globe Life Park in Arlington...went 5-for-10 with a walk in his career grand slam against Hall of Famer Greg Maddux...lone career grand slam came on Aug. 20, 2004 at Baltimore off Eddy Rodriguez.

In his only career postseason game, 2006 NLDS Game 3 with the Mets at Los Angeles-NL, Woodward doubled off Brett Tomko in his lone PA and later scored...was teammates with Darren Oliver, Carlos Beltran, Julio Franco, and Endy Chavez on that Mets squad.

AMATEUR: Selected by Toronto in the 54th round of the 1994 ML Draft and signed by Blue Jays scout Bill Moore... he starred in baseball at Northview High School in Covina, CA, where he also played football...earned All-League, All-Valley, second team All-CIF and team MVP honors in baseball... attended Mt. San Antonio College in Walnut, CA, where he was named all-conference.

COMMUNITY: Woodward was part of the Rangers Winter Caravan trip to San Antonio, Austin, and Ft. Hood in January... also joined Michael Young for Evening with the Rangers in December, benefiting the Texas Rangers Baseball Foundation.

PERSONAL: Christopher Michael Woodward...born in Covina, Calif., but now lives in Chandler, Ari. with his wife Erin and three children: daughter Sophie (12/24/01), and sons Mason (5/1/07) and Grady (10/1/09)...Woodward earned a Bachelor's Degree in business management from the University of Phoenix in 2012.

CAREER COACHING RECORD

YEAR(S)	POSITION	TEAM
2013	Minor League Infield Coordinator	Seattle
2014-15	First Base and Infield Coach	Seattle
2016-18	Third Base and Infield Coach	Los Angeles-NL



CAREER PLAYING RECORD

YEAR	CLUB	AVG	G	AB	R	H	TB	2B	3B	HR	RBI	SH	SF	BB-I	SO	SB	CS	HP	GDP	OBP	SLG
1995	Medicine Hat—1	.232	72	241	44	56	73	8	0	3	21	5	3	33-1	41	9	4	6	1	.336	.303
1996	Hagerstown	.224	123	424	41	95	126	24	2	1	48	7	5	43-1	70	11	3	5	3	.300	.297
1997	Dunedin	.293	91	314	38	92	116	13	4	1	38	3	4	52-0	52	4	8	5	3	.397	.369
1998	Knoxville	.245	73	253	36	62	83	12	0	3	27	3	3	26-1	47	3	5	3	4	.319	.328
	Syracuse	.200	25	85	9	17	29	6	0	2	6	2	0	7-0	20	1	1	0	4	.261	.341
1999	Syracuse	.292	75	281	46	82	111	20	3	1	20	1	0	38-1	49	4	1	1	5	.378	.395
	Toronto	.231	14	26	1	6	7	1	0	0	2	0	1	2-0	6	0	0	0	1	.276	.269
2000	Toronto	.183	37	104	16	19	35	7	0	3	14	1	0	10-3	28	1	0	0	1	.254	.337
	Syracuse	.322	37	143	23	46	78	13	2	5	25	1	0	11-1	30	2	0	0	2	.370	.545
2001	Toronto—2	.190	37	63	9	12	25	3	2	2	5	2	0	1-0	14	0	1	0	1	.203	.397
	Syracuse	.306	51	193	29	59	112	14	3	11	31	2	1	16-0	40	0	0	1	4	.360	.580
2002	Toronto—3	.276	90	312	48	84	146	13	4	13	45	1	8	26-0	72	3	0	3	8	.330	.468
	Dunedin	.333	2	6	1	2	2	0	0	0	0	0	0	0-0	0	0	0	1	0	.429	.333
2003	Toronto	.261	104	349	49	91	138	22	2	7	45	0	6	28-0	72	1	2	3	6	.316	.395
2004	Toronto—4	.235	69	213	21	50	74	13	4	1	24	2	2	14-0	46	1	2	1	3	.283	.367
	Dunedin	.313	6	16	2	5	10	2	0	1	3	0	1	1-0	2	0	0	0	0	.333	.625
2005	New York-NL—5	.283	81	173	16	49	68	10	0	3	18	2	2	13-0	46	0	0	2	2	.337	.393
2006	New York-NL	.216	83	222	25	48	69	10	1	3	25	4	3	23-2	55	1	1	1	2	.289	.311
2007	Atlanta—6	.199	92	136	16	27	38	6	1	1	8	4	1	10-1	29	1	0	0	3	.252	.279
2008	Lehigh Valley—7,8,9,10	.206	19	63	4	13	15	2	0	0	1	1	0	6-0	14	0	0	1	1	.286	.238
	Nashville—11	.291	71	234	26	68	96	15	2	3	39	5	4	20-2	28	3	1	0	4	.341	.410
2009	Tacoma—12	.299	51	174	24	52	69	12	1	1	15	2	1	19-2	30	4	0	1	3	.369	.397
	Seattle	.239	20	67	7	16	17	1	0	0	5	1	1	5-0	15	1	0	0	1	.288	.254
	Boston—13	.083	13	12	0	1	1	0	0	0	0	0	0	2-0	4	0	0	2	0	.313	.083
	Pawtucket	.129	12	31	1	4	4	0	0	0	1	0	0	5-0	7	0	1	0	0	.250	.129
2010	Tacoma—14	.232	103	401	49	93	132	17	2	6	35	7	3	40-1	73	4	1	2	9	.303	.329
	Seattle	.158	8	19	0	3	4	1	0	0	0	0	0	3-0	9	0	0	0	0	.273	.211
2011	Las Vegas—15	.296	108	422	67	125	200	32	13	65	1	6	39-0	70	4	2	1	12	.353	.474	
	Toronto	.000	11	10	3	0	0	0	0	0	0	0	0	0-0	4	0	0	0	0	.000	.000
	Las Vegas	.285	88	309	39	88	121	25	1	2	34	4	2	21-0	58	4	2	5	9	.338	.392
	MAJOR TOTALS	.239	659	1706	211	408	622	87	14	33	191	17	24	137-6	400	9	6	12	28	.296	.365
	MINOR TOTALS	.267	1007	3590	479	959	1377	215	22	53	408	45	33	377-9	631	53	29	32	64	.339	.384

- 1- Selected by Toronto in the 54th round of the 1994 First-Year Player Draft...signed by Bill Moore on May 17, 1995.
- 2- On disabled list, July 1-25, 2001 with sore right groin...included rehab assignment with Syracuse, July 20-25.
- 3- On disabled list, June 30-July 10, 2002 with right hamstring strain...included rehab assignment with Dunedin, July 8-10.
- 4- On disabled list, May 13-June 7, 2004 with right hamstring tightness...included rehab assignment with Dunedin, May 31-June 7.
- 5- Signed by New York-NL as a minor league free agent on Dec. 28, 2004.
- 6- Signed by Atlanta as a free agent on Dec. 21, 2006.
- 7- Signed by New York-AL as a minor league free agent on Feb. 8, 2008.
- 8- Released by New York-AL on March 26, 2008.
- 9- Signed by Philadelphia as a minor league free agent on March 28, 2008.
- 10- Released by Philadelphia on May 2, 2008.
- 11- Signed by Milwaukee as a minor league free agent on May 31, 2008.
- 12- Signed by Seattle as a minor league free agent on Jan. 14, 2009.
- 13- Received by Boston on waivers from Seattle on Aug. 7, 2009.
- 14- Signed by Seattle as a minor league free agent on Jan. 6, 2010.
- 15- Signed by Toronto as a minor league free agent on March 14, 2011.

TEXAS RANGERS MANAGERIAL HISTORY

Ted Williams resigned at end of the 1972 season
 Whitey Herzog hired, November 2, 1972/released Sept. 7, 1973
 Del Wilber managed September 8, 1973 (Interim)
 Billy Martin hired September 8, 1973/released July 21, 1975
 Frank Lucchesi hired July 21, 1975/released June 22, 1977
 Eddie Stanky hired June 22, 1977/resigned June 23, 1977
 Connie Ryan interim manager for six games
 Billy Hunter hired June 28, 1977/released September 30, 1978
 Pat Corrales hired October 1, 1978/released October 5, 1980
 Don Zimmer hired November 12, 1980/released July 28, 1982
 Darrell Johnson hired July 28, 1982/released October 3, 1982
 Doug Rader hired November 1, 1982/released May 16, 1985
 Bobby Valentine hired May 16, 1985/released July 9, 1992
 Toby Harrah interim manager for four games
 Toby Harrah hired July 16, 1992/released October 4, 1992
 Kevin Kennedy hired October 26, 1992/released October 12, 1994
 Johnny Oates hired October 19, 1994
 Oates took leave of absence April 20, 1995
 Jerry Narron interim manager for five games
 Oates returned May 1, 1995/stepped down May 4, 2001
 Narron appointed May 4, 2001/dismisssed October 1, 2002
 Buck Showalter hired October 11, 2002/dismisssed October 4, 2006
 Ron Washington hired November 6, 2006/resigned September 5, 2014
 Tim Bogar interim manager for 22 games
 Jeff Banister appointed October 16, 2014/dismisssed September 21, 2018
 Don Wakamatsu interim manager for 10 games
Chris Woodward appointed November 3, 2018

TEXAS RANGERS ALL-TIME MANAGERIAL WINS

MANAGER	YEARS	GAMES	WON	LOST	PCT.
* Ron Washington	2007-14	1275	664	611	.521
* Bobby Valentine	1985-92	1186	581	605	.490
* Johnny Oates	1995-2001	983+	506	476	.515
* Jeff Banister	2005-18	638	325	313	.509
* Buck Showalter	2003-06	648	319	329	.492
* Pat Corrales	1978-80	326++	160	164	.494
* Doug Rader	1983-85	356+	155	200	.437
* Billy Hunter	1977-78	254	146	108	.575
* Frank Lucchesi	1975-77	291	142	149	.488
* Kevin Kennedy	1993-94	276	138	138	.500
* Billy Martin	1973-75	279+	137	141	.493
* Jerry Narron	2001-02	296	134	162	.453
* Don Zimmer	1981-82	201	95	106	.473
* Ted Williams	1972	154	54	100	.351
* Whitey Herzog	1973	138	47	91	.341
* Toby Harrah	1992	76	32	44	.421
* Darrell Johnson	1982	66	26	40	.394
* Tim Bogar*	2014	22	14	8	.636
* Don Wakamatsu*	2018	10	3	7	.300
* Connie Ryan*	1977	6	2	4	.333
* Eddie Stanky	1977	1	1	0	1.000
* Del Wilbur*	1973	1	1	0	1.000

*Interim +One Tie ++Two Ties



FRONT OFFICE
WOODWARD
PLAYERS
2018 REVIEW
OPPONENTS
RECORDS
DEVELOPMENT
MEDIA


3B COACH #37

TONY BEASLEY

R BATS **R** THROWS
5'8" HEIGHT **165** WEIGHT
52 OPENING DAY AGE

BORN • Dec. 6, 1966 in Fredericksburg, VA
RESIDES • Ruther Glen, VA
TENURE • Is in his fifth season as Rangers third base coach... named to the Major League staff on Nov. 18, 2014.

TEXAS: Beasley returns for a fifth season as Rangers third base coach after being hired on November 18, 2014...he joins Héctor Ortiz as the longest-tenured members of the coaching staff, and it was announced that he would return to new manager Chris Woodward's staff on November 14, 2018...would be the longest-serving third base coach for Texas since Steve Smith (2002-06)...has been in the third base coach's box for two straight seasons after he did not serve in an on-field capacity at any point in 2016 due to medical issues (see below)...before his arrival in Texas, he had a long history in the Pirates organization, having served as a Pittsburgh farm system coach and manager from 1998-2005 plus 2007, and on the Bucs' Big League staff from 2008-10...also served as Washington Nationals third base coach in 2006...has guided his clubs to the postseason in six of eight campaigns as a Minor League manager.

2016 SEASON: Beasley saw limited activity in 2016 as he underwent treatment including surgery for rectal cancer... announcement of his diagnosis was made on February 19, 2016, and he was with the club at various points throughout Spring Training, the regular season, and postseason surrounding his chemotherapy treatments in Phoenix, Houston, and Arlington... announcement declaring that Beasley is cancer-free was made on December 8, 2016...selected as the recipient of the 2016 Harold McKinney Good Guy Award by the DFW chapter of the Baseball Writers Association of America.

WASHINGTON: Prior to joining the Rangers, spent four seasons in the Washington Nationals organization as a Minor League co-field coordinator (2014), and manager at both Triple-A Syracuse (2012-13) and Double-A Harrisburg (2011)... he was also the club's Major League third base coach in 2006 under manager Frank Robinson...his 2011 Harrisburg club posted an 80-62 record, winning the Eastern League Western Division title...during his time in the Nationals' system, managed Bryce Harper, Anthony Rendon, and Tanner Roark.

PITTSBURGH: Was with the Pittsburgh Pirates from 2007-10, where he worked with Jeff Banister, spending the last three seasons of that stint (2008-10) as the Major League club's third base coach and baserunning instructor...he was club's Minor League infield coordinator in 2007...also spent the final six seasons of his Minor League playing career in the organization before serving as a farm system coach and manager from 1998-2005...was selected as Double-A Manager of the Year by *Baseball America* in 2004 after guiding Altoona to the Eastern League Championship Series...also served as a coach for the U.S. team at the MLB Futures Game that year, and managed Mesa in the Arizona Fall League after the regular season...served as a player/coach in 1998 with Single-A Carolina and then retired as a player to become a full-time coach in Pirates organization.

PLAYING CAREER: Originally selected by Baltimore in 19th round of 1989 June draft...hit .260 with 22 homers and 243 RBI in 859 games over 9 Minor League seasons in the Pirates and Orioles chains from 1989-98...was a 1990 and 1991 Carolina League All-Star and a 1996 Southern League All-Star.

PERSONAL: Anthony Wayne Beasley...resides in Ruther Glen, VA with wife Stacy and son Anthony Jr. (10/3/94)...native of Bowling Green, VA...has performed his rendition of the National Anthem before games on different occasions, including a version prior to the Rangers' season opener on April 3, 2017 vs. Cleveland, which marked his return to the field following a battle with rectal cancer...throughout his playing and coaching career, has worked as a lumberjack at his father's lumber company in the offseason...managed the NY-Penn League's Williamsport Crosscutters in 2001, a team named for that city's logging heritage...his uncle, Lewis "Lew" Beasley saw his only Major League action with the 1977 Rangers.

RECORD AS MANAGER

YEAR	CLUB	LEAGUE	— FIRST HALF / FULL SEASON —			— SECOND HALF —		
			W	L	FINISH	W	L	FINISH
2001	Williamsport	New York-Penn/R	48	26	a-1st			
2002	Hickory	South Atlantic/A	44	26	b-1st	39	30	2nd
2003	Hickory	South Atlantic/A	42	25	c-1st	40	29	2nd
2004	Altoona	Eastern/AA	85	56	d-1st			
2005	Altoona	Eastern/AA	76	66	e-2nd			
2011	Harrisburg	Eastern/AA	80	62	f-1st			
2012	Syracuse	International/AAA	70	74	5th			
2013	Syracuse	International/AAA	66	78	6th			
MINOR LEAGUE TOTALS			590	472	.556			

- a - Won 2-1 over Jamestown in New York-Penn League Division Series; Trailed 0-1 to Brooklyn in New York-Penn League Championship Series when season was halted and teams were co-champs.
- b - Won 2-0 over Delmarva in South Atlantic League Division Series; Won 3-2 over Columbus in South Atlantic League Championship.
- c - Lost 2-1 to Rome in South Atlantic League Division Series.
- d - Won 3-0 over Erie in Eastern League Division Series; Lost 3-0 to New Hampshire in Eastern League Championship Series.
- e - Lost 3-2 to Akron in Eastern League Division Series.
- f - Lost 3-0 to Richmond in Eastern League Division Series.



CALLIX CRABBE

S **R** +
BATS **THROWS** +
5'7" **185.** +
HEIGHT **WEIGHT** +
36 +
OPENING DAY AGE +

BORN + February 14, 1983 in St. Thomas, Virgin Islands

RESIDES + Brandon, FL

TENURE + Is in his first season as Rangers assistant hitting coach... named to the Major League staff on Dec. 4, 2018.

ASST. HITTING #61

BACK IN THE SHOW: Callix Crabbe (pronounced KAY-licks crab) will be in his first season as the club's assistant hitting coach, his first professional coaching position after spending six years as a baseball instructor and coach at IMG Academy in Bradenton, Florida...was formally hired on December 4, 2018...the former switch-hitter saw a 10-year professional playing career end in 2011, a span which included 21 major league games with the Padres in 2008.

COACHING HISTORY: Spent four years from 2012-15 as head varsity baseball coach and instructor at the IMG Academy in Bradenton, Florida...also had his own consulting company that he founded in the Tampa Bay area in 2015, Crabbeology Sports Development, providing instruction in hitting, defense, base running, bunting, game strategy, personal development, and physical conditioning.

PLAYING CAREER: Moved into coaching after a 10-season pro playing career in the Milwaukee, San Diego, Seattle, and Toronto organizations...in his minors career, had nearly as many walks (518) as strikeouts (530), while compiling a .358 OBP over 10 seasons...while with Triple-A Tacoma in Seattle system in 2009, played 2nd base for bulk of the year while serving as double play partner for shortstop Chris Woodward in the early part of the campaign.

Signed with the Brewers after being selected in the 12th round of the 2002 June draft, and ranked among Pioneer League leaders in steals (2nd, 22) and batting (6th, .328) that summer with

Ogden...in his first full season with Beloit (A) in 2003, played 2nd base alongside regular 1st baseman and Midwest League MVP Prince Fielder...outfielder Tony Gwynn Jr. was also on that squad...was named best defensive 2nd baseman in California League while with High Desert (High-A) in 2004, year in which he was selected a league All-Star by *Baseball America* while ranking among circuit leaders in triples (2nd, 11), hits (5th, 157), and steals (5th, 34)...honored with community award for his outreach while with Nashville in 2007...was left unprotected following that season and was selected by San Diego in the 2007 Rule 5 Draft.

Made Padres Opening Day roster in 2008 and batted .176 (6-34) over 21 games in his lone MLB action before he was designated for assignment on May 12 and returned to the Brewers organization on May 16...made ML debut as pinch-hitter on April 3 vs. Houston, and 1st hit was an infield single off Brad Hennessey in the 10th inning on April 8 at San Francisco...in one of his 6 starts on May 4 at Florida, had a single and 2 walks...final game was May 8 at Atlanta.


PERSONAL/AMATEUR: Callix Sadeaq Crabbe...resides in Tampa, Fla., with his wife, Amanda, daughter Alana (8) and son Calyx (5)...was born in St. Thomas, U.S. Virgin Islands and moved to Georgia at age 15...selected by Atlanta in the 32nd round of the 2000 June draft out of Stone Mountain (GA) High School, but did not sign...was drafted by the Brewers out of State College of Florida, Manatee-Sarasota, after spending his freshman season at Young Harris (Ga.) College.

CAREER PLAYING RECORD

YEAR	CLUB	AVG	G	AB	R	H	TB	2B	3B	HR	RBI	SH	SF	BB-1	SO	SB	CS	HP	GDP	OBP	SLG
2008	San Diego	.176	21	34	4	6	7	1	0	0	2	0	0	4-0	6	1	0	1	0	.282	.206

- 1- Selected by Atlanta in the 32nd round of the 2000 First-Year Player Draft...did not sign.
- 2- Selected by Milwaukee in the 12th round of the 2002 First-Year Player Draft...signed on June 10, 2002.
- 3- Acquired by San Diego from Milwaukee in the 2007 Rule 5 Draft on Dec. 6, 2007.
- 4- Returned by San Diego to Milwaukee on May 16, 2008.
- 5- Granted free agency on Nov. 3, 2008...signed with Seattle on Dec. 4, 2008.
- 6- Granted free agency on Nov. 9, 2009...signed with Toronto on Jan. 5, 2010.
- 7- Granted free agency on Nov. 2, 2011.



**BULLPEN # 58**

OSCAR MARIN

R **R** **+**
BATS **THROWS**
6'2" **200.** **+**
HEIGHT **WEIGHT**
36 **+**
OPENING DAY AGE

BORN • Dec. 5, 1982 in Los Angeles, CA**RESIDES** • Surprise, AZ**TENURE** • Is in his first season as Rangers bullpen coach... named to the Major League staff on Dec. 4, 2018.


FIRST YEAR IN THE MAJORS: Marin is in his first season as bullpen coach after being hired on December 4, 2018...returns to the Texas organization after two seasons (2017-18) as minor league pitching coordinator in the Seattle Mariners system...marks his first coaching position at the big league level.

TEXAS HISTORY: Prior to his two-year stint as Mariners minor league pitching coordinator (2017-18), Marin spent over six years as an instructor in the Texas farm system from 2010-16...served as pitching coach at High-A High Desert (2016), Low-A Hickory (2014-15), Rookie Spokane (2013), and with the Arizona League Rangers (2010-12) after joining the organization in mid-2010...he also spent the 2012 offseason as a pitching coach for Ponce in the Puerto Rican Winter League...in 2015, he captured South Atlantic League Coach of the Year honors with Hickory, when he led a talented Crawdads pitching staff to the 2nd-lowest ERA (3.19) in the South Atlantic League...staff that year included Nick Gardewine, Ariel Jurado, Yohander Mendez, Ricardo Rodriguez, and Jeffrey Springs.

MORE COACHING HISTORY: Before joining the Rangers in 2010, he served as pitching coach and pitching coordinator for Harvard-Westlake preparatory school in North Hollywood, Calif. from 2008-09...Marin's coaching career began at Los Angeles Valley College, overseeing the Monarchs pitching staff in 2006-07...served as a fifth-year assistant with the baseball program at the University of Arkansas-Little Rock at the end of his playing career in 2005.

AMATEUR: After graduating from Chatsworth (CA) High School, he pitched for at Los Angeles Valley College from 2001-02, where he was named to the Western State Conference All-Star team in his second season...also pitched for two seasons at the University of Arkansas-Little Rock in 2003-04.

PERSONAL: Oscar Marin...Resides in Surprise, Ari. with his wife, Jenna, and daughter, Mila (9/8/18).

**BRETT HAYES****COORDINATOR, RUN PREVENTION**

Brett Hayes begins his second season with the club and first as Coordinator of Run Prevention after a 13-year playing career. In this role, he writes comprehensive advance scouting reports on each upcoming opponent with a focus on run prevention. Brett will also take part in communicating the information he generates, helping players and staff more easily digest and implement the reports.

Hayes, 35, played for the Rangers' Triple-A Round Rock affiliate in 2017, ending a 13-year professional career in the Florida/Miami, Kansas City, Cleveland, Arizona, Chicago-AL, and Texas organizations. He appeared in 189 Major League games with the Marlins (2009-12), Royals (2013-14), and Indians (2015). Hayes was originally selected by the Marlins in the 2nd round of the 2005 June draft. The Sherman Oaks, Calif. native played at the University of Nevada-Reno.

Brett and his wife, Ely, have two daughters, Camden and Jordan, and reside in Frisco.

**ALEX BURG****COORDINATOR, RUN PRODUCTION**


Alex Burg will be in his first season as Coordinator, Run Production after he was hired on December 17, 2018. In this role, he writes comprehensive advance scouting reports on each upcoming opponent with a focus on run production. Alex will also take part in communicating the information he generates, helping players and staff more easily digest and implement the reports.

It will be his first position since retiring from a nine-year pro playing career, a span which included two seasons in the Texas system in 2015-16. Originally selected by the Giants in the 24th round of the 2009 June draft, he saw action in the San Francisco (2010-12), Miami (2013-14), Texas (2015-16), and Los Angeles-NL (2018) organizations, as well as one season with Long Island (2017) in the independent Atlantic League.

Burg was drafted out of Washington State University, where he batted a team-high .346 as a senior in 2009 while leading the Cougars to the NCAA Tournament for the first time since 1990. He also attended Clemson University and played in 47 games as a freshman and sophomore for the Tigers. Burg was the Washington State Player of the Year at Mount Rainier High School as a senior in 2005.

Burg resides in his native Des Moines, Washington.





HECTOR ORTIZ

R BATS	R THROWS	BORN • Oct. 14, 1969 in Rio Piedras, PR
6'0" HEIGHT	190. WEIGHT	RESIDES • Peoria, AZ
49 OPENING DAY AGE	TENURE • Is in his fourth overall season as Rangers first base coach, his fifth season on the big league staff, and his 14th season overall with the Texas organization...named to the Major League staff on Oct. 31, 2014.	

1B COACH # 4

WITH THE RANGERS: Ortiz is in his 14th season in the Texas organization, and he joins Tony Beasley as the longest-tenured members of the major league coaching staff (both entering 5th season)...his addition to new manager Chris Woodward's coaching staff was announced on November 14, 2018...in 2019, will return to a first base coaching role he held for three seasons from 2015-17 before spending the 2018 campaign as club's bullpen coach...before he was officially named to the staff, the former big league catcher spent extended stints with the major league club while working in the Rangers farm system.

WAY BACK TEXAS: Following his retirement as a player after the 2005 campaign, spent nine seasons as a coach in the Texas system, including years as a manager at Hickory (2009) and the Arizona League Rangers (2011)...served final four years as club's minor league catching coordinator (2011-14), also assisting the big league club throughout Spring Training and the regular season...spent time as manager for the Arizona League Rangers (2011), club that posted circuit's second-best record en route to a playoff appearance...served as manager (2009) and hitting coach (2010) at Low-A Hickory after time as hitting coach at Rookie-level Spokane (2006-08)...also managed Ponce Leones in the Puerto Rican Winter League after the 2012 season and in 2014 served as bench coach for the Caguas Criollos in his native country.

PLAYING CAREER: Played 18 professional seasons from 1988-2005, a career which included 93 Major League games with Kansas City (1998, 2000-01) and Texas (2002), as well as appearances for 14 different minor league clubs...had a .288 average with one homer and 18 RBI in MLB, and his lone homer came in Arlington on 5/9/02 vs. Chicago-AL (off Todd Ritchie)...had an RBI single in final ML plate appearance on 5/15/02 at Chicago-AL...in 2000, each of his first 6 career games in which he had hits were all multi-hit contests...first 3 career hits came on 7/22/00 at Detroit (G2), including a pair of doubles...was on Royals' Opening Day roster in 2001, when he set career highs in most categories...was career 5-for-6 vs. Hideo Nomo, his most hits against any pitcher.

PERSONAL/AMATEUR: Hector Ortiz...wife is the former Elaine Mortera...Hector has three children: sons Christian (17) and Logan (4), and daughter Izabelle Rian (15)...played collegiately at Paris (TX) Junior College and Ranger (TX) College, which was his school when selected in the 35th round of the 1988 June draft by Los Angeles-NL...attended Luis Hernaiz Verone HS in Canovanas, Puerto Rico.

RECORD AS MANAGER

YEAR	CLUB	LEAGUE	— FIRST HALF / FULL SEASON —			— SECOND HALF —		
			W	L	FINISH	W	L	FINISH
2009	Hickory	South Atlantic/A-	33	36	5th	30	40	6th
2011	Arizona Rangers	Arizona/Rookie	38	18	a-1st			
MINOR LEAGUE TOTALS			101	94	.518			

a - Lost to Dodgers (3-2) in Arizona League Semifinal Game.

MAJOR LEAGUE CAREER PLAYING RECORD

YEAR	CLUB	AVG	G	AB	R	H	TB	2B	3B	HR	RBI	SH	SF	BB-1	SO	SB	CS	HP	GDP	OBP	SLG
1998	Kansas City—1,2	.000	4	4	1	0	0	0	0	0	0	0	0	0-0	0	0	0	0	0	.000	.000
2000	Kansas City—3	.386	26	88	15	34	40	6	0	5	2	0	0	8-1	8	0	1	0	.443	.455	
2001	Kansas City	.247	56	154	12	38	46	6	1	0	11	2	0	9-0	24	1	3	1	5	.293	.299
2002	Texas—4,5	.214	7	14	1	3	7	1	0	1	2	0	0	1-0	1	0	0	0	1	.267	.500
MAJOR TOTALS		.288	93	260	29	75	93	13	1	1	18	4	0	18-1	33	1	3	2	6	.339	.358

- 1- Selected by Los Angeles-NL in the 35th round of the 1988 June draft...signed on June 14, 1988.
- 2- Signed by Kansas City as a free agent on January 29, 1997.
- 3- Signed by Kansas City as a free agent on November 30, 1999.
- 4- Acquired by Texas from Kansas City in exchange for cash considerations on April 26, 2002.
- 5- Released by Texas on July 12, 2002.



LUIS ORTIZ



HITTING #18

R BATS **R** THROWS **BORN** • May 25, 1970 in Santo Domingo, Dominican Republic
6'0" HEIGHT **190.** WEIGHT **RESIDES** • North Richland Hills, TX
48 OPENING DAY AGE **TENURE** • Is in his first season as Rangers hitting coach... named to the Major League staff on Nov. 14, 2018.

FRONT OFFICE

L. ORTIZ

PLAYERS

2018 REVIEW

OPPONENTS

RECORDS

DEVELOPMENT

MEDIA

FEELING AT HOME: Luis was hired as the major league hitting coach on November 14, 2018, returning to the Texas organization, where he spent five years in player development from 2008-12...has made his home in North Richland Hills in the DFW area for many years, as he owned a baseball academy in suburban Keller prior to joining the professional ranks...before he became a professional coach, produced many books and videos on hitting instruction...his 14-year pro playing career included major league stints with the Red Sox (1993-94) and Rangers (1995-96).

SINCE YOU'VE BEEN GONE: In 2018, served one year with the Dodgers big league staff as assistant hitting coach, where he was on the same staff as current Rangers manager Chris Woodward...along with LA hitting coach Turner Ward, Ortiz assisted a team whose offense led the National League in runs, home runs, walks, total bases, and slugging en route to a second straight N.L. pennant...previously had a stint as the Padres field and hitting coordinator (2015-17), and also served as assistant field coordinator and cultural development coordinator in the Cleveland Indians player development system (2013-14).

TEXAS HISTORY: Had various roles as a hitting instructor in Rangers' farm system at Spokane (2008), as Roving Hitting Instructor (2009-11), and Assistant Hitting Coordinator (2012)...was part of same minor league coordinator staff as Jayce Tingler and Hector Ortiz during his first stint with Texas, and Oscar Marin was also a coach for the club's Arizona League squad at that time.

PLAYING CAREER: Originally selected by Boston in the eighth round of the 1991 June draft, Ortiz sustained a 14-year playing career, including major league stints with the Red Sox (1993-94) and Rangers (1995-96)...compiled a career .296 batting average and .791 OPS figure over 14 minor league seasons...his MLB debut came against the Rangers on Aug. 31, 1993 at Fenway Park, going 2-for-3 in a start at 3rd base and driving in the Sox' only run that night against Kenny Rogers, who posted a complete game in winning a sixth consecutive start...first hit was an RBI single to left field...Ortiz was traded to Texas on Dec. 9, 1994, along with Otis Nixon, in exchange for Jose Canseco...set MLB career highs in most categories with Texas in 1995, hitting first major league home run in his Rangers debut on June 4, 1995 against Minnesota in Arlington (off Eddie Guardado)...homed and tripled in final ML game on Sept. 28, 1996 vs. California, which was season finale after Texas had clinched a division title the previous night...spent most of 1997 season with Yakult Swallows in Japan's Nippon Professional Baseball, and played in the minors from 1997-2004 with the Texas, Kansas City, Milwaukee, Arizona, Montreal and St. Louis organizations.

AMATEUR: Ortiz was an All-American standout at Union University (Jackson, TN) from 1988-91 and posted a career .911 slugging percentage to set an NAIA record...in 2003, Ortiz returned to Union and became the first Dominican-born major leaguer to earn his college degree...majored in physical education and had a minor in marketing...inducted into the Union's Sports Hall of Fame in 2007.


PERSONAL: Luis Alberto Ortiz...he and his wife, Susan, have four daughters: Gabriela (8/24/93), Naomi (2/13/95), Samantha (1/15/97) and Moriah (4/20/00).

MAJOR LEAGUE CAREER PLAYING RECORD

YEAR	CLUB	AVG	G	AB	R	H	TB	2B	3B	HR	RBI	SH	SF	BB-1	SO	SB	CS	HP	GDP	OBP	SLG
1993	Boston	.250	9	12	0	3	3	0	0	0	1	0	0	0-0	2	0	0	0	0	.250	.250
1994	Boston	.167	7	18	3	3	5	2	0	0	6	1	3	1-0	5	0	0	0	0	.182	.278
1995	Texas	.231	41	108	10	25	37	5	2	1	18	0	1	6-0	18	0	1	0	7	.270	.343
1996	Texas	.286	3	7	1	2	7	0	1	1	0	0	0	0-0	1	0	0	0	0	.286	1.000
MAJOR TOTALS		.228	60	145	14	33	52	7	3	2	26	1	4	7-0	26	0	1	0	7	.256	.359

- 1- Selected by Boston in the 8th round of the 1991 June draft...signed on June 18, 1991.
- 2- Acquired by Texas from Boston along with OF Otis Nixon in exchange for OF Jose Canseco on Dec. 9, 1994.
- 3- Released by Texas on Nov. 19, 1996.
- 4- Signed by Texas as a free agent and contract sold to Yakult Swallows of Japan's Nippon Professional Baseball on Dec. 10, 1996.





JULIO RANGEL

R
BATS

R
THROWS

6'3"
HEIGHT

200^{lb}
WEIGHT

43
OPENING DAY AGE

BORN • Sept. 28, 1975 in Panama City, Panama

RESIDES • Clearwater, FL

TENURE • Is in his first season as Rangers pitching coach... named to the Major League staff on Nov. 16, 2018.

NEW TO THE STAFF: Rangel (pronounced rahn-HEL) was hired as pitching coach on November 16, 2018, and will be in his first season as a major league coach...the 43-year-old Panama native has 12 years of experience as a pitching instructor and coordinator at the minor league level with the San Francisco Giants and Cleveland Indians.

SAN FRANCISCO: Served as the minor league pitching coordinator in his lone season with San Francisco in 2018, a position in which he worked closely with then-VP of player development David Bell, who has since been hired as new Reds manager.

CLEVELAND: Worked in both pitching instruction and off-field education with the Cleveland Indians from 2007-17... his minor league roles there included time as Assistant Field Coordinator (2016-17), Lower Level Pitching Coordinator (2011-15), Mental Skills Coordinator (2009-10), and Cultural Development Coordinator (2007-08)...served as an interim

pitching coach with Triple-A Columbus in the Cleveland system in 2012...while with the Tribe, Rangel implemented player development initiatives at the Indians' new Dominican academy and oversaw the player development and day-to-day operations of the academy...served as a coach for the Tampa Yankees in 2001.

PLAYING CAREER: Signed by the Yankees as a 17-year-old in 1993 and spent his entire seven-year professional career in the Yankees farm system...reached as high as Double-A during his last season with the Yankees in 2000...Rangel also appeared in 2 games with Berkshire in the independent Northern League in 2002.

PERSONAL: Julio Cesar Rangel...resides with wife Vanessa, daughter Alexa, and son JC in Clearwater, Fla... played for Latin America in the 1988 Little League World Series as a 3rd baseman...spent time in banking during a hiatus from the game from 2002-06.



JAYCE TINGLER



MAJOR LEAGUE PLAYER
DEVELOPMENT FIELD COORDINATOR #32

L BATS
L THROWS
5'8" HEIGHT
170. WEIGHT
38 OPENING DAY AGE

BORN • Nov. 28, 1980 in Smithville, MO

RESIDES • Smithville, MO

TENURE • Is in his first season as Rangers Major League player development field coordinator, and this is his second stint on the Major League staff...named to Major League staff on Nov. 14, 2018 ...this will be his 13th season in the Texas organization.

BACK IN THE DUGOUT: Tingler's return to the major league coaching staff was announced on November 14, 2018...the 38-year-old will be in his 13th season with the Texas organization, serving in a newly created role in which he will be the outfield and baserunning coach as well as having player development responsibilities at the big league level...spent the 2017-18 seasons as assistant general manager, fulfilling duties that involved oversight of the club's player development system, this after serving as Field Coordinator and outfield and baserunning coach for the big league coaching staff in 2015-16...prior to becoming a member of the big league staff, assisted the major league coaches in spring training and during select regular season series in preceding years...has served as the major league first base coach on an interim basis at various points in his coaching career.

IN THE MINORS: Before his initial stint on the major league staff in 2015-16, spent three years (2012-14) as Rangers minor league field coordinator, overseeing all on-field instruction for farm players, as well as organizing spring training and instructional league...served as coordinator of instruction for club's Arizona and Dominican Republic operations in 2011... also spent three seasons as a manager in Dominican Summer League (2008-09) and Arizona League (2010), leading all three

squads to first-place finishes and a collective 124-62 (.667) record...named DSL Manager of the Year in 2009...the 2010 AZL Rangers won the West Division in first season of a new 12-team format...began his coaching career in the Dominican as a hitting coach in 2007.

PLAYING CAREER: Played parts of four minor league seasons in the Toronto (2003-05) and Texas (2006) systems before pursuing a coaching role...averaged one strikeout every 15.55 AB as a pro, career .271 hitter with .378 OBP...selected by Rangers from Blue Jays in Triple-A phase of 2005 Rule 5 Draft, and batted .299 with Bakersfield (High-A) and Frisco (AA) in his lone season in Texas system in 2006...had .330 figure at Bakersfield to earn a midseason California League All-Star selection that year, and was a Florida State League All-Star in 2004...originally selected by Toronto in 10th round of 2003 June draft following standout career at University of Missouri...following his senior season at Mizzou, was the school's all-time leader in hits, walks, and runs, and ranked second in stolen bases.

PERSONAL: Jayce Michael Tingler...married to the former Callie Langton (9/26/08), and couple resides in their native Smithville, Mo. with sons Gabe (12/30/11) and Gio (9/26/13)... attended Smithville High School.

RECORD AS MANAGER

YEAR	CLUB	LEAGUE	— FIRST HALF/FULL SEASON —			— SECOND HALF —		
			W	L	FINISH	W	L	FINISH
2008	DSL Rangers	Dominican/Rookie	46	23	a-1st			
2009	DSL Rangers	Dominican/Rookie	47	15	b-1st			
2010	Arizona Rangers	Arizona/Rookie	31	24	c-1st			
MINOR LEAGUE TOTALS			124	62	.667			

a - Lost 2-0 to DSL Angels in Dominican Summer League first round.

b - Lost 2-0 to DSL Twins in Dominican Summer League semifinals.

c - Lost to AZL Brewers (6-5) in Arizona League semifinal game.



**BENCH #22**

DON WAKAMATSU

R
BATS**6'2"**
HEIGHT**56**
OPENING DAY AGE**R**
THROWS**210.**
WEIGHT**BORN** • Feb. 22, 1963 in Hood River, OR**RESIDES** • Keller, TX**TENURE** • Is in his second season as Rangers bench coach, and this is his second stint on the Major League staff...named to the Major League staff on Nov. 6, 2017.

STAND BY ME: Don was hired as Rangers bench coach on November 6, 2017, returning for his second stint on the club's coaching staff...his return to new manager Chris Woodward's staff was announced on November 14, 2018...served as Rangers interim manager for final 10 games in 2018, with team going 3-7 after his appointment on Sept. 21...the former Seattle Mariners manager spent five seasons on the Texas staff as bench coach (2003-06) and third base coach (2007), and with the first game of 2019 he will have served on the staff for each of the Rangers' last four full-time managers (Showalter/Washington/Banister/Woodward)...resides in North Richland Hills in the offseason.

COACHING CAREER: Was manager for the Seattle Mariners from start of 2009 until he was relieved of the post pregame on Aug. 9, 2010...managed Chris Woodward while the pair were both with the Mariners in 2009...became the first Asian American to be named manager of an MLB club...before re-joining Rangers staff, spent four years (2014-17) as Kansas City's bench coach, as he was at Ned Yost's side for the Royals' back-to-back World Series runs in 2014-15, including the second championship in franchise history in 2015...was Yankees special assignment scout in 2013 and had stints as bench coach at Oakland (2008) and Toronto (2011-12).

Owns a career 215-248 record (464) as a Minor League manager...before joining the Rangers' staff for the 2003 season, spent three years in the LA Angels organization as Minor League coordinator and roving catcher instructor (2001-02) as well as manager at AA Erie (2000)...managed in the Arizona Diamondbacks system from 1997-99, piloting AA El Paso (1999) and High Desert (1998), landing Cal League manager of the Year honors in 1998 after the Mavericks won their division in the second half...began 1997 as a Minor League coach before taking the reins for Peoria in the Arizona League in July...he was a player-coach for two years at Canton-Akron (1995) in the CLE organization and Port City (1996) in the SEA system.

RECORD AS MANAGER

YEAR	CLUB	LEAGUE	W	L	PCT.	FINISH	POSTSEASON
2009	Seattle	American	85	77	.525	3rd	
2010	Seattle	American	42	70	.375	4th	
2018	Texas	American	3	7	.300	5th	
MAJOR LEAGUE TOTALS			130	154	.458		

— FIRST HALF / FULL SEASON —

YEAR	CLUB	LEAGUE	— FIRST HALF / FULL SEASON —			— SECOND HALF —		
			W	L	FINISH	W	L	FINISH
1997	Peoria	Arizona	22	20	4th			
1998	High Desert	California	38	32	3rd	44	26	a-1st
1999	El Paso	Texas	34	34	3rd	30	42	4th
2000	Erie	Eastern	47	94	6th			
MINOR LEAGUE TOTALS			215	248	.464			

a - Defeated Lancaster 2-0 in semifinals...Lost to San Jose in Valley Division championship series.

MAJOR LEAGUE CAREER PLAYING RECORD

YEAR	CLUB	AVG	G	AB	R	H	TB	2B	3B	HR	RBI	SH	SF	BB-1	SO	SB	CS	HP	GDP	OBP	SLG
1991	Chicago-AL	.226	18	31	2	7	7	0	0	0	0	0	0	1-0	6	0	0	0	0	.250	.226

1- Selected by New York-AL in the 51st round of the 1984 June draft...did not sign.

2- Selected by Cincinnati in the 11th round of the 1985 June draft...signed by Edwin Howsam on June 7, 1985.

3- Released by Cincinnati on March 29, 1989...signed as a free agent by Chicago-AL on April 4, 1989.

4- Granted free agency on Dec. 7, 1991...signed as a free agent by Los Angeles-NL on Dec. 10, 1991.

5- Granted free agency on Oct. 8, 1993...signed as a free agent by Texas on Oct. 29, 1993.



COACHING STAFF HISTORIES

FRONT OFFICE

COACHES

PLAYERS

2018 REVIEW

OPPONENTS

RECORDS

DEVELOPMENT

MEDIA

BEASLEY'S CAREER COACHING RECORD

YEAR(S)	POSITION	TEAM
1998	Player/coach	Carolina (Pirates High-A)
1999	Hitting coach	Bradenton (Pirates Rookie)
2000	Hitting coach	Lynchburg (Pirates High-A)
2001	Manager	Williamsport (Pirates Rookie)
2002-03	Manager	Hickory (Pirates Low-A)
2004-05	Manager	Altoona (Pirates Double-A)
2006	Third base coach	Washington Nationals
2007	Minors infield coordinator	Pittsburgh Pirates
2008-10	Third base coach	Pittsburgh Pirates
2011	Manager	Harrisburg (Nationals Double-A)
2012-13	Manager	Syracuse (Nationals Triple-A)
2014	Minors co-field coordinator	Washington Nationals
2015-18	Third base coach	Texas Rangers

CRABBE'S CAREER COACHING RECORD

YEAR(S)	POSITION	TEAM
2012-15	Head coach/instructor	IMG Academy (Private)

MARIN'S CAREER COACHING RECORD

YEAR(S)	POSITION	TEAM
2010-12	Pitching coach	Arizona (Rangers Rookie)
2013	Pitching coach	Spokane (Rangers Rookie)
2014-15	Pitching coach	Hickory (Rangers Low-A)
2016	Pitching coach	High Desert (Rangers High-A)
2017-18	Minors pitching coordinator	Seattle Mariners

HECTOR ORTIZ'S CAREER COACHING RECORD

YEAR(S)	POSITION	TEAM
2006-08	Hitting coach	Spokane (Rangers Rookie)
2009	Manager	Hickory (Rangers Low-A)
2010	Hitting coach	Hickory (Rangers Low-A)
2011	Manager	Arizona (Rangers Rookie)
2011-14	Minors catching coordinator	Texas Rangers
2015-17	First base coach	Texas Rangers
2018	Bulpen coach	Texas Rangers

LUIS ORTIZ'S CAREER COACHING RECORD

YEAR(S)	POSITION	TEAM
2008	Hitting coach	Spokane (Rangers Rookie)
2009-11	Minors roving hitting instructor	Texas Rangers
2012	Minors asst. hitting coord.	Texas Rangers
2013-14	Minors asst. field coord./ cultural development coord.	Cleveland Indians
2015-17	Minors field/hitting coord.	San Diego Padres
2018	Asst. hitting coach	Los Angeles Dodgers

RANGEL'S CAREER COACHING RECORD

YEAR(S)	POSITION	TEAM
2001	Coach	Tampa Yankees (Yankees High-A)
2007-08	Minors cultural dev. coord.	Cleveland Indians
2009-10	Minors mental skills coord.	Cleveland Indians
2011-15	Minors lower level pit. coord.	Cleveland Indians
2016-17	Minors asst. field coordinator	Cleveland Indians
2018	Minors pitching coordinator	San Francisco Giants

TINGLER'S CAREER COACHING RECORD

YEAR(S)	POSITION	TEAM
2007	Hitting coach	Dominican (Rangers DSL)
2008-09	Manager	Dominican (Rangers DSL)
2010	Manager	Arizona (Rangers Rookie)
2011	Coordinator of instruction	AZL/DSL (Rangers)
2012-14	Minors field coordinator	Texas Rangers
2015-16	Field coordinator	Texas Rangers
2017-18	Assistant GM	Texas Rangers

WAKAMATSU'S CAREER COACHING RECORD

YEAR(S)	POSITION	TEAM
1995	Player/coach	Canton-Akron (Indians AA)
1996	Player/coach	Port City (Mariners AA)
1997	Manager	Peoria (D-backs AZL)
1998	Manager	High Desert (D-backs High-A)
1999	Manager	El Paso (D-backs Double-A)
2000	Manager	Erie (Angels Double-A)
2001-02	Minor League coordinator	Anaheim Angels
2003-06	Bench coach	Texas Rangers
2007	Third base coach	Texas Rangers
2008	Bench coach	Oakland Athletics
2009-10	Manager	Seattle Mariners
2011-12	Bench coach	Toronto Blue Jays
2014-17	Bench coach	Kansas City Royals
2018	Bench coach/Interim Mgr.	Texas Rangers



DR. KEITH MEISTER

TEAM PHYSICIAN

Dr. Keith Meister is now in his 16th season as Texas Rangers Head Team Physician. He was first recruited to the club after working for 11 years as Associate Professor of orthopedics and team physician at the University of Florida. He was the team physician for the MLB All-Star trip to Japan in November.

He earned his combined BA/MD degree and completed his orthopedic surgery training at Boston University in 1991. He finished the last of his multiple fellowships in Sports Medicine in 1993 at the Alabama Sports Medicine Institute in Birmingham, Ala., followed by a knee surgery fellowship at the RNOH in London, England prior to beginning practice.

Dr. Meister maintains his private practice at the TMI Sports Medicine and Orthopedic Center, a 21,000 square foot orthopedic and sports medicine complex which opened in Arlington in the spring of 2015.



DR. DAVID S. HUNTER

TEAM PHYSICIAN, INTERNAL MEDICINE

David S. Hunter, M.D. enters his 37th season as a team physician for the Texas Rangers. Dr. Hunter has practiced in Arlington since 1980. He is a graduate of Midwestern State University and received his M.D. from the University of Texas Medical Branch in Galveston. He remained at UTMB for his internal medicine training and is Board Certified by the American Board of Internal Medicine.

Hunter began private practice in 1980. He's a founding partner of USMD and continues there as a busy primary care Internist. He has served in many capacities at Arlington hospitals including Chief of Medicine, Medical Staff President and Governing Body member. He has also served as the chairman of the Emergency Services committee for the City of Arlington. He recently began a term on the University of Texas Medical Branch's Advisory Board.

Dr. Hunter has three sons: Matt (30) is a pilot for Spirit Airlines, Trent (28) is a financial consultant for a medical software company, and Colton (25) is attending college in Lubbock.




DR. SHANE SEROYER
ASSISTANT TEAM PHYSICIAN

Dr. Shane Seroyer joined the staff of TMI Sports Medicine and Orthopedics in August of 2009. A former baseball player himself at the University of Florida, he completed his residency in orthopedic surgery in 2008 at the University of Pittsburgh. He then went on to complete Fellowship training in Sports Medicine and reconstructive surgery at Rush Hospital in Chicago in July of 2009.


MATT LUCERO
HEAD ATHLETIC TRAINER

Matt Lucero was promoted to Head Athletic Trainer on October 25 and will be in his first season in the position. This is his 14th year overall with the Texas organization, as he spent eight seasons from 2011-18 in an assistant's role with the big league club.

Prior to joining the major League staff, he spent four years (2007-10) as the club's Minor League Medical Coordinator after joining the Rangers in 2006 as the Rehabilitation Coordinator at the team's complex in Surprise, Ariz.

Lucero, 49, spent seven seasons in the Tampa Bay Rays system from 1999-05. He was the head Athletic Trainer for the AA Orlando Rays (2003), and Montgomery Biscuits (2004 and 2005). He was named the Southern League Trainer of the Year in 2005. He also served as the Athletic Trainer for the Bakersfield Blaze from 2001-02, the Charleston RiverDogs in 2000 and the Princeton Devil Rays in 1999. Prior to joining the Rays, Lucero did post-graduate work as an Athletic Trainer for a physical therapy clinic from 1993-99.

He is a graduate of New Mexico State University with a degree in sports medicine.

Lucero resides in Grapevine with his wife, Regina, and their three children: Madyson (15), Andres (12), and Max (9).


REGAN WONG
TEAM PHYSICAL THERAPIST

Regan Wong will be in his fifth season as Team Physical Therapist. He became a full-time employee of the Rangers over this past offseason, and will be a member of the Major League club's regular team travel party for the first time in 2019. He collaborates with the athletic training staff in the rehabilitation of players as well as their daily treatments. Regan also serves as a resource on the rehabilitation treatment plans in the player development system.

Prior to joining the Rangers, Regan served as a rehabilitation consultant to the Texas Rangers from 2005-2014 and worked as the Director of Physical Therapy at TMI Sports Medicine & Orthopedic Surgery in Arlington, Texas.

Regan, 41, graduated from Ithaca (NY) College with a combined B.S. Clinical Science/M.S. Physical Therapy degrees. He went on to obtain his clinical Doctor of Physical Therapy degree from the University of St. Augustine, FL with a specialization in orthopedic manual therapy. Regan obtained his Board Clinical Certification in both Orthopedic and Sports Physical Therapy from the American Physical Therapy Board Specialties and is a Certified Strength and Conditioning Specialist from the National Strength and Conditioning Association. He resides in Mansfield, Texas with his wife and three children.


JACOB NEWBURN
ATHLETIC TRAINER

Jacob Newburn is in his first season as Assistant Athletic Trainer after his promotion to the major league staff was announced on December 3, 2018. He will be in his 14th season in the Texas organization, as he spent the previous 13 years with affiliates in the Rangers farm system.

Over the last 13 years, Newburn has seen stints as the trainer at Texas affiliates Frisco (2016-18), High Desert (2015), Myrtle Beach (2014), Hickory (2011-13), Bakersfield (2009-10), Clinton (2008) and Spokane (2006-07). He also worked offseason assignments in the Arizona Fall League (2011) and with Caguas in the Puerto Rican Winter League (2014-15). In 2018, Newburn was named the Texas League Athletic Trainer of the Year.

Prior to joining the Rangers organization in 2006, Newburn worked as a graduate intern in the University of Nevada – Las Vegas (UNLV) athletic department and maintained responsibilities with the baseball, swimming and tennis programs. While at UNLV, Newburn earned a Masters Degree in Kinesiology. He is a 2004 graduate of the University of Tulsa with a Bachelor's of science degree in athletic training. He also interned with the Double-A Frisco RoughRiders in the summer of 2003.

A native of Richardson, Texas, a suburb of Dallas, the 37-year-old Newburn resides in Dallas. He graduated from Berkner High School in 2000.





JOSÉ VÁZQUEZ

MAJOR LEAGUE STRENGTH & CONDITIONING COACH

José Vázquez is entering his 14th season as the club's Major League strength and conditioning coach. He previously spent four seasons with the New York Mets, serving first as the Assistant Strength and Conditioning Coordinator (2002-2004) and later as the Director of Rehabilitation (2005). In November José was the strength coach for the MLB All-Stars trip to Japan.

Prior to joining the Mets, Jose was the Sports Physical Therapist for The Therapy Center in Knoxville, Tenn. and Methodist Medical Center in Oak Ridge, Tenn. from 1998-2001. He was also a co-founder of TNT Sports Specific Training in Knoxville in 1998.

After earning second team All-American honors at the University of Tennessee in 1992, Jose was selected by St. Louis in the 42nd round of the 1992 June draft. He played professionally for three seasons (1992-94) as an outfielder in the Cardinals organization and for the Northern League's Duluth club. He was selected all-Dade County in baseball and football at Southwest Miami High School in 1988, and was all-state at Central Florida CC in 1989-90.

José graduated from Tennessee with a BS degree in education in 1994 and received his Masters of Physical Therapy from Nova Southeastern University in Fort Lauderdale, FL. in 1998.

He co-authored "Total Fitness for Baseball" with Jay Hoffman (Coaches Choice, 2008) and was a co-author of "Effect of Age on Anthropometric and Performance Measures in Professional Baseball Players" (Journal of Strength and Conditioning Research, 2013).

José is a Certified and Registered (CSCS-R) Strength and Conditioning Specialist through the National Strength and Conditioning Association (NSCA) and was the treasurer for the PBSCCS for eight years (2007-2014). He was recognized by his peers (Professional Baseball Strength and Conditioning Society) with the Nolan Ryan Award as MLB Strength Coach of the Year in 2014.

He attended the MLB Scouting Bureau scouting development program in October 2014.

José and his wife of 25 years, Anne, reside in Mansfield with children Josannah (20), Helena (16) and Kian (8). Jose's recreational interests include yoga, snowboarding, surfing and lifting weights, and he has also earned a black belt in Brazilian jiu jitsu.



ERIC MCMAHON


ASSISTANT STRENGTH & CONDITIONING COACH

Eric McMahon begins his 11th season in the Texas organization and second as a strength and conditioning coach with the major league club. He was promoted to the big league staff prior to the 2018 campaign, after serving a dual role in 2017 as both Assistant Strength and Conditioning Coordinator for Player Development and Strength and Conditioning Coach at Triple-A Round Rock. Last off-season, McMahon spoke at the National Strength and Conditioning Association Coaches Conference in Indianapolis on the integration of velocity based training technologies in professional baseball.

Prior to 2017, McMahon spent six seasons with Double-A Frisco, where he was the three-time winner of the PBSCCS Texas League Strength and Conditioning Coach of the Year Award. Eric first joined the Rangers for the 2009-10 campaigns, at High-A Bakersfield, following three seasons in the Milwaukee system (2008: Double-A Huntsville; 2006-07: Rookie League Helena Brewers). During the 2007-08 offseasons, McMahon was an instructor at the MLB training academy in Tirrenia, Italy in conjunction with the league's International Academies Athlete Development Program. He was an assistant football coach at Middlebury College in 2005 after spending parts of seven seasons from 1998-2005 in stadium operations for the Vermont Expos, Montreal's rookie affiliate.

McMahon is a 2004 graduate of St. Lawrence University where he majored in biology, in addition to being a four-year letter-winner in football. He earned a graduate degree in exercise science from Springfield (MA) College in 2010.

He and his wife, Meredith, reside in McKinney with their son Colin and daughters Amelia and Claire.



STEPHANIE FERNANDES

TEAM DIETITIAN

Stephanie Fernandes is entering her fourth season with the Rangers as the club's Performance Dietitian. In her role, she works with the major league team and all minor league affiliates to coordinate nutrition services for performance fueling. Stephanie regularly conducts formal and informal sessions with players in the organization to educate them on proper nutrition.

The first full-time dietitian in MLB, the 29-year-old Fernandes graduated from Clemson University with a BA in Biological Sciences with a Minor in Psychology. She earned her Master's of Science in Nutrition and Dietetics from Florida International University.

Stephanie and her husband, Raphael, reside in Fort Worth with their weimaraner, Mia.



ADAM BRENNER

VIDEO COORDINATOR

Adam Brenner will be in his fifth season as Video Coordinator. Brenner had a role in the club's in-game replay process for the first time in 2016, and began expanded responsibilities in that area in 2017. He oversees the use of video on the major league level as well as in the player development system.

Prior to joining the Rangers, Adam served as an Advance Video Intern for the Pittsburgh Pirates from 2012-2014. He previously worked for the Los Angeles Angels (2011), the Los Angeles Dodgers (2009-2010), and the New York Mets (2008) in a minor league video intern role.

Brenner, 33, graduated from State University of New York, College at Cortland with a B.S. in Sport Management. He resides in Grand Prairie with his wife, Caroline, and twin daughters Harper and Mackenzie (1/31/18).





BRANDON BOYD
EQUIPMENT AND HOME CLUBHOUSE MANAGER

Brandon Boyd begins his fourth season as the Rangers' Equipment and Home Clubhouse Manager, his 10th season overall with the Major League club.

Boyd has worked in the Rangers organization for 16 years, and served as the big league team's assistant equipment manager from 2010-15. He also had stints as head clubhouse attendant for Rangers minor league affiliates in Frisco (2005-09) and Clinton (2003-04). He began his baseball career as a batboy and clubhouse attendant for the Cleveland Indians from 1995-2000, spending time both in Cleveland and at the club's Spring Training facility in Winter Haven, Fla.


The South Carolina native resides in the Metroplex with wife Giselle, son Austin, and daughters Savana and Holland.


DAVID BALES
ASSISTANT CLUBHOUSE MANAGER

David Bales begins his 38th season in baseball, his 19th as Rangers Assistant Equipment Manager. He began his career with Rangers Minor League affiliates, and has worked the last 33 seasons in Arlington. He served as assistant equipment manager for Team Japan in the 2017 World Baseball Classic after holding the same position for Team Venezuela in the 2013 WBC.

Bales has served in his current role since 2001 after a six-year stint as assistant visiting clubhouse manager from 1995-2000. He also worked in the home clubhouse as the Rangers' first assistant equipment manager from 1990-94, this after spending four years as a visiting clubhouse attendant from 1986-89. David began his career in baseball with Rangers Minor League affiliates in Oklahoma City (1985) and Tulsa (1982-84).

A Tulsa native, David and wife Margaret have two children, Megan (22) and Matthew (15), and reside in Grand Prairie.


KELLY TERRELL
VISITING CLUBHOUSE MANAGER

Kelly Terrell is in his 33rd year with the Rangers organization. He is in his 19th season as the visiting clubhouse manager after being appointed to the position in January of 2001. Kelly also runs the visiting clubhouse during spring training in Surprise, Arizona.

Before being named to his current post, Terrell spent the previous six years as the assistant home clubhouse manager (1995-2000). Prior to his work on the home side, Kelly was on the visiting clubhouse staff for eight seasons. He served as a batboy from 1987-1989, as a clubhouse attendant from 1990-1992, and in 1993-1994 he was appointed to be the first visiting clubhouse assistant manager in team history.

Kelly and his wife, Jenny, reside in Trophy Club. Kelly has four children, twin girls Lauren and Lynlee (3), along with Kellissa (24) and Walker (20).


RICHARD "HOGGY" PRICE
ASST. V.P., BUSINESS OPERATIONS

Richard "Hoggy" Price is the Assistant Vice President of Business Operations. Price is involved in a number of areas, including the oversight of the Rangers' mail and shipping/receiving operations. He has been the Umpires Clubhouse Manager since 2016, a role he previously held from 1988-2009.

Price also has a heavy involvement in Texas' community outreach program. This is his 43rd season with the club.

Price served as the Rangers' Equipment and Home Clubhouse Manager from 2010-15. He was a home clubhouse assistant in 1977 and 1980-88, and also served on the grounds crew in 1978-79. Price played baseball at the University of Dallas and attended the Harry Wendelstedt Professional Umpiring School in 1978. Upon graduation from the Wendelstedt School, he turned down an umpiring contract to continue working for the Rangers. Price worked for Delta Airlines at DFW Airport for 29 years before joining the Rangers full-time in 2010.

Hoggy's passions include connecting with people in the community through speaking engagements, spending time with his family, and umpiring high school girls' softball where he's also a board member of the umpire association.

Hoggy and Kathy, his wife of 40 years, met while both were working for the Rangers in 1977. The couple's youngest daughter Katie and husband Chris both graduated from the University of Texas-Arlington. Their oldest daughter Kallie and her husband, Jack, have two baseball-loving sons, Brody (7) and Jake (10).

HOME AND VISITING CLUBHOUSE STAFF

**MASON
MCKENNA**

**MATT
ONVANI**

**MATT
WAITS**

**PARKER
ZAVALA**

**JOSH SHELTON****DIRECTOR OF TRAVEL**

Josh Shelton is in his eighth season with the Rangers organization, and enters his fifth full season as the Rangers' Director of Travel after being promoted to the role in July 2014. Among his duties are handling the team's travel and road accommodations, CBA compliance, and all spring training arrangements for Major League camp.

Josh previously served as a Player Development Administrator after joining the organization in 2012, overseeing the club's operations in Arizona at the Surprise Recreational Complex. Prior to joining the Rangers, Josh spent six years in risk management for a mutual fund group, and was a baseball coach at Verrado High in Buckeye, Ariz.

A graduate of Arizona State University, Josh and his wife, Nikki, have a daughter, Rylee (9), a son, Parker (4), and their family dog Maris (1). The family lives in Fort Worth.

**JOSH FRASIER #66****BULLPEN CATCHER**

Josh Frasier is in his 21st season with the Rangers, his 14th full campaign as bullpen catcher. Josh previously served as the team's Major League video coordinator before moving to his current role in the middle of the 2005 season.

He initially worked with the Rangers as an intern for two years, performing a number of team-related tasks. Josh coordinates much of the team's on-field operation both in spring training and during the regular season. He has also handled batting practice duties for most of his time with the Rangers. In his previous role, he ran all of the coaching and scouting video for the major league club, both home and away.

Josh is a graduate of Rockwall High School, where he received Texas all-state honors as a catcher in 1995. He caught for four years at Northwood University in Cedar Hill, Texas, earning all-conference honors and NAIA All-America honorable mention in 1995. In 2012, Josh lent his time to the Ozarka Camps for the Hispanic Community.

A 1999 graduate of Northwood University, Josh resides in Rockwall and has a daughter, Lola Grace (5).

**RAUL CARDENAS****MASSAGE THERAPIST**

Raul Cardenas Jr. begins his ninth season in the Rangers organization as the club's massage therapist. In his role, Cardenas assists the training staff in the overall health of the team both at home and on the road by providing preventative and recuperative therapy, which expedites the healing process for players.

Cardenas, 49, joined the Rangers after working with Stadjuhar Physical and Sports Therapy from 1999-2011. He also worked with Texas Health Resources Ben Hogan Sports Medicine from 2010-2011.

A native of Robstown, Texas, he graduated from Robstown High School in 1988. He attended the University of Texas-Arlington and received his massage certification from The Texas Massage Institute in Fort Worth in 1999. Cardenas is certified in Trigger Point Therapy, Sports Massage, Myofascial Release, Swedish Massage, Active Release technique, and Cupping.

Cardenas and his wife, the former Shannon Ortega, reside in Hurst. Raul has lived in the DFW area since 1990.

PLAYERS



The Rangers 2018 Player of the Year, Shin-Soo Choo earned his first career All-Star Game selection last season.



ELVIS ANDRUS



R BATS	R THROWS	BORN • Aug. 26, 1988 in Maracay, Venezuela
6'0" HEIGHT	200 WEIGHT	RESIDES • Frisco, TX
30 OPENING DAY AGE		ACQUIRED • In a 7-player trade with Atlanta on July 31, 2017
		CONTRACT STATUS • Signed through 2022 (2023 vesting option)
		SERVICE TIME • 10.000 OPTIONS USED • 0/3

CAREER: Andrus endured career lows in most categories in 2018 after sustaining a right elbow fracture in April that left him sidelined for over two months...it marked the first time in his 10-year major league career to play less than 145 games in a season for Texas...the two-time All-Star (2010, 2012) is seeking a return to his 2017 form, when he set career highs in home runs, RBI, hits, OPS, and slugging...has the longest tenure of any active Ranger at the major league level, the only player to remain in the Texas organization since 2007...since making his major league debut on Opening Day 2009, has appeared in 1518 of the club's 1663 games (regular and postseason), third-most of any MLB player in that span...produced 1535 hits before his 30th birthday on 8/26/18, second-most in Rangers history to only Hall of Famer Pudge Rodriguez (1595)...has the same number of regular season games (1476) as Cal Ripken Jr. through his age-29 season, and only Miguel Cabrera (1512) had more to that point in their career among active players...is the Rangers' all-time leader in stolen bases (271), games at shortstop (1453), bunt hits (49), and infield hits (221), ranks second in sacrifice hits (100), and is tied for second in triples (44)...his nine seasons of 20+ steals are a club record, and he was the only MLB player to do it each year from 2009-17...leads all major league shortstops in most categories since 2009, including putouts, assists, total chances, double plays, games, starts, and innings...led Rangers in doubles in 2014-15-17...signed an 8-year contract extension through 2022 with a vesting option for 2023 on April 4, 2013.

PLAYERS TO APPEAR IN AT LEAST 10 CONSECUTIVE SEASONS, WASHINGTON/TEXAS FRANCHISE HISTORY (1961-2018)

- 13 - Michael Young - TEX - 2000-12
- 12 - Ivan Rodriguez - TEX - 1991-2002
- 11 - Charlie Hough - TEX - 1980-90
- 11 - Juan Gonzalez - TEX - 1989-99
- 10 - Ed Brinkman - WAS - 1961-70
- 10 - Jim Sundberg - TEX - 1974-83
- 10 - Elvis Andrus - TEX - 2009-18

AN UNWELCOME BREAK: Andrus started the Rangers' 1st 14 games in 2018, but was on the disabled list from 4/12-6/17 with an olecranon fracture in his right elbow...moved from 10-day to 60-day DL on 5/2...suffered injury when he was hit by a Keynan Middleton pitch while batting in the 9th inning on 4/11 vs. LAA...from his ML debut on 4/6/09 vs. CLE through the start of

the 2018 DL stint, had been inactive for just 3 of Rangers' 1515 regular season/postseason games (on suspended list, 5/17/16; on MLB paternity list, 7/5/17 and 7/17/17).

GROWIN' UP: Celebrated his 30th birthday on Aug. 26, 2018...had 1535 career hits before turning 30, the 2nd highest total in Rangers history (prior to 30th birthday) to Hall of Famer Ivan Rodriguez (1595)...the only active players who had more hits than Andrus prior to their 30th birthday were Miguel Cabrera (1822) and Albert Pujols (1717)...from 2009-17, joined Vada Pinson (1959-67) and Andruw Jones (1997-2005) as only players in modern history with 9 different seasons of 145-or-more games before their age-29 season...his 1379 games in first 9 seasons before age 29 season are most all-time...is the only shortstop since 1901 with 9 seasons of 20+ SB before his age 29 season...was the youngest Ranger ever with 40+ stolen bases in a season (age 24 season in 2013).

THE LEADERBOARD: Over the last 10 seasons (2009-18), leads the majors in sacrifice bunts (100), and is among the ML leaders in singles (2nd, 1182), at-bats (5th, 5663), infield hits (T5th, 221), plate appearances (6th, 3220), stolen bases (6th, 271), and bunt hits (T6th, 49)...his 1476 games rank 6th in MLB in that span.

He was the first player in Rangers history to appear in 145-or-more games in 9 consecutive seasons (2009-17), and his 9 overall seasons are 2nd-most in club history (10-Michael Young, Rafael Palmeiro)...is the all-time Rangers leader in stolen bases, bunt hits, and infield hits, ranks 2nd in sac bunts (Jim Sundberg-102), and is among team leaders in triples (T2nd, 44), at-bats (4th, 5663), games (5th, 1476), hits (5th, 1558), multi-hit games (5th, 399), runs (5th, 801), doubles (5th, 271), walks (6th, 474), total bases (7th, 2100), RBI (8th, 557), and extra-base hits (9th, 376).

HOME RUNS AND RBI: His 6 HR in 2018 marked lowest total since 2014 (2), but the 65.8 AB/HR ratio last season was still 3rd-best in his career (32.2 in 2017; 63.3 in 2016)...posted 1st career grand slam, along with career high-tying 5 RBI, on 7/24 vs. OAK (also 5 RBI on 5/30/17 vs. TB)...with his career-high 20 HR in 2017, became just 4th player with a 20+ HR season in the 9th-or-later season in his ML career after never having a 10+ HR campaign, joining Cap Anson (1884), Lonnie Smith (1989), and John Vander Wal (2000) - credit to Elias Sports Bureau...was 5th Texas SS with a 20-HR season, joining Toby Harrah (1974-75), Kevin Elster (1996), Alex



ANDRUS CONTINUED

FRONT OFFICE

COACHES

ANDRUS

2018 REVIEW

OPPONENTS

RECORDS

DEVELOPMENT

MEDIA

Rodriguez (2001-02-03), and Michael Young (2004-05)... has 3 career multi-HR games: 9/24/16 at OAK, 6/26/17 at CLE, 9/3/17 vs. LAA.

Each of his 6 HR in 2018 came in Arlington, as 11 of his last 13 HR have come at Globe Life Park in Arlington... in fact, has hit HR in just 3 parks since the 2017 All-Star break: Arlington (11), Atlanta (2 – 9/4/17 and 9/6/17-D), and Tampa Bay (7/21/17 and 7/22/17)...since Sept. 2016, has hit 30 HR in a span of 12 in-season calendar months (37.4 AB/HR), this after 31 HR in the first 47 months in his career (146.5 AB/HR)...before his newfound power stroke, produced 2 HR droughts in excess of 500 AB... drought of 705 AB/179 G between HR on 9/2/09 vs. TOR and 4/4/11 vs. SEA was 2nd-longest in Rangers history to Scott Fletcher (914 AB/244 G to end TEX career)... Andrus did not hit a HR in 588 AB in 2010, one shy of club record for at-bats in a season without a HR (Otis Nixon-589 AB in 1995).

His career-high 88 RBI in 2017 were most by a Texas SS since Michael Young's 94 in 2007...had 86 of his 88 RBI as a SS, T2nd-most in MLB (CLE's Francisco Lindor-88, NYY's Didi Gregorius-86)...Andrus posted career bests with 20 go-ahead RBI and 10 game-winning RBI...his 20 RBI in May 2017 were the most in any month in his career.

RUNS: The 2018 campaign marked his 10th season of 50+ runs, joining Michael Young (12), Ivan Rodriguez (10), and Rafael Palmeiro (10) as only Rangers to reach double figures in that category...in 2017, reached 100 runs scored for the only time in his career, becoming one of just two Rangers to reach the mark since 2013 (Ian Desmond w/107 R in 2016)...he is one of only 10 MLB players to score 50+ runs every year from 2009-18.

STOLEN BASES: Posted a career-low 5 stolen bases in 2018, 16 less than his previous low (21 in 2012)...had posted 20+ steals in each of his first 9 seasons in the majors...he is the all-time Rangers leader with 271 career stolen bases...his 4 seasons of 30+ steals, 7 seasons of 25+, and 9 seasons of 20-or-more are all club records...has ranked in A.L.'s top 10 in stolen bases in 8 of his 10 ML seasons (excluding 2012 and 2018)...has led Rangers in steals in 7 of his 10 seasons...owns club-record 4 steals of home, accounting for 4 of last 5 instances by a Ranger: 5/20/11 at PHI, 6/18/11 at ATL, 8/19/13 vs. HOU, 9/1/15 at SD...his 2015 instance was 1st straight steal of home by a Ranger since Scarborough Green did it on 5/26/00 vs. MIN...in 2011, became only Ranger ever with multiple steals of home in one season...had 2 steals on 4/18/14 vs. CWS to both tie and pass Ian Kinsler (172) for club record in stolen bases...with career-high 42 steals in 2013, was the 1st Ranger to reach that figure since Otis Nixon (52) in 1995.

In 2011, was successful in 1st 19 steal attempts, the longest season-opening streak in club history (Kinsler, 17 in both 2007 and 2008) and matching the team's 2nd-longest overall streak ever...overall had 27 straight steals in regular and postseason between being caught

in Game 1 of 2010 ALDS vs. Tampa Bay and 6/8/11 vs. Detroit...matched club rookie record (Cecil Espy in 1988) with 33 steals in 2009, 6th in A.L.

FIELDING: Finished with a .973 (11 E/413 TC) fielding percentage in 97 games/96 starts at shortstop in 2018, his lowest fielding mark in the past 3 seasons...in 2017, was one of 3 A.L. Gold Glove finalists at SS after leading MLB SS in assists (493) and TC (755) while posting career-high .977 fielding pct.

All-time club leader in games at shortstop (1453)...since the start of 2009, leads all ML shortstops in games, starts (1431), innings (12618.1), putouts (2291), total chances (6516), assists (4047), and double plays (974)...is the all-time Rangers leader at shortstop in all of those categories as well...in 2015, set career highs in starts (159), innings (1404.2), chances (786), assists (club-record 516), putouts (248), and double plays (114).

Has had 2 errors in an inning three in his career: 8/31/12 at CLE (4th) and 7/27/14 vs. OAK (3rd), and also had a postseason instance in 2015 ALDS G5 at TOR (7th)...had a 54-game errorless streak between miscues on 8/19/11 and 5/1/12, the 2nd-longest span ever for a Texas shortstop and best ever for a regular...his career-high 25 errors in 2011, most for a Texas shortstop since Royce Clayton (25) in 1999...tied the ML record for a shortstop by participating in 5 double plays, 4/15/11 at NYY...his 140 starts in 2009 were the most ever for a franchise rookie shortstop.

TOUGH ON TRIBE: Has hit safely in 61 of 67 career games vs. CLE, with his .372/.439/.542/.980 (94-253) slash line holding his highest marks in those categories against any A.L. opponent...had 10 G in 2017-18 vs. Tribe: .405 (15-37) with 4 HR and 6 RBI...has hit safely in 33 of 35 career games at Progressive Field at .415/.477/.607/1.084 (56-135) with 6 HR and 21 RBI, highest OPS in any park with 3+ games and most HR in any opponent's facility...owns highest BA and OBP of any player in Progressive Field history (100+ AB), and his 1.084 OPS ranks 2nd to only Albert Belle (1.098)... hit safely in 1st 27 G at Progressive (8/11/09-5/26/15), 2nd-longest streak in that park's history and longest ever by a Ranger in one road city...was also the longest hit streak in an opposing park since FLA's Luis Castillo, 32 G at Shea Stadium from 2001-05...double on 5/25/15 at CLE was 1000th career hit...his career-opening 39-G hit streak vs. Tribe (4/6/09-6/7/14) is 2nd-longest by any player vs. one opponent in modern era to Vladimir Guerrero's career-opening 44-G streak vs. Rangers from 4/9/04-8/4/06...previous club record was 27 straight games by Ivan Rodriguez against TB, 6/2/98-6/23/00.

SMALL BALL: Has just one sacrifice hit since the start of 2017 (7/31/17 vs. SEA), and has 5 straight seasons in single digits after 12+ SH in each of his first 5 ML campaigns...according to baseball-reference.com, led majors in productive outs in 2011 (41), 2012 (39), and 2014 (35), also ranking 4th in 2013 (29), T4th in 2015



ANDRUS CONTINUED

FRONT OFFICE

COACHES

ANDRUS

2018 REVIEW

OPONENTS

RECORDS

DEVELOPMENT

MEDIA

(27), and T6th in 2017 (24)...still owns most sac bunts (100) in MLB since start of 2009...from 2010-13, became 1st ML player with 16+ sac bunts in at least 4 consecutive seasons since Bert Campaneris from 1975-78.

POSTSEASON: Started each of Rangers' 42 playoff games from 2010-16 at shortstop...is Texas' all-time postseason leader in hits (46), steals (9), games, multi-hit games (14), and at-bats (173), and ranks 2nd in runs (21) to Nelson Cruz (26)...had team-high 4 hits in 2016 ALDS loss vs. TOR, hits in all 3 games, and has an active 10-game postseason hit streak in Arlington (.390, 16-41)...hit lone postseason HR in 2016 ALDS G3 at TOR, the only such HR ever by a Texas SS...had hits in 3 of 5 games in 2015 ALDS...went 2-for-4 in club's loss to BAL in 2012 A.L. Wild Card Game...in 2011, batted .235 (16-68) in the 17 playoff games, hitting safely in 11 of those...was 2-for-14 in ALDS vs. TB, a pair of singles in Game 3...batted .240 (6-25) in the 6-game ALCS vs. DET with lone stolen base of postseason coming in Game 6...had a .276 (8-29) average in the World Series against STL, hitting safely in Games 2-6...scored the winning run in top of 9th of Game 2...was team leader in at-bats (68), hits (20), and steals (8) in 2010 playoffs, as 8 SB remain T5th-most ever in a single postseason...had a .294 overall average with 4 RBI...hit safely in each of 1st 12 playoff games (5-ALDS; 6-ALCS; 1 WS) at .333 (18-54), tying 3rd-longest hit streak to begin postseason career in baseball history...matched Nelson Cruz for most hits in the ALDS (8), youngest player to lead or tie a playoff series in hits since Mets' Gregg Jeffries had 9 at age 21 in 1988 NLCS vs. the Dodgers...had steal of home on double steal in the 1st inning of ALCS Game 2 vs. NYY, the 1st steal of home in a playoff game since ANA's Brad Fullmer in Game 2 of 2002 WS vs. SF.

I FEEL HOME: Over the past 3 years, has produced the 3 highest home OPS figures of his career (.804 in 2016, .808 in 2017, .819 in 2018)...has batted .300 with an .810 OPS in Arlington from 2016-18, one of 25 MLB players to reach each of those figures in that span, a list that includes 5 shortstops: Andrus, Francisco Lindor, Xander Bogaerts, Trea Turner, and Corey Seager...produced a home hit streak of 24 games from 6/25-8/14 (.306, 33-108), the longest in MLB in 2018 and longest by a Ranger since Josh Hamilton had a 29-G streak, 5/11-7/9/10...Andrus had a home on-base streak of 41 G from 3/29-8/31 (.324/.378/.465/.842), 2nd-longest in MLB in 2018 to BOS' J.D. Martinez (51 G, 4/13-8/18)...Andrus reached safely in 49 of his 52 home games in 2018...his home BA was over 100 points higher than on the road (.304/.202) while OPS figure was over 300 points higher at home (.819/.514).

BATTING: Posted 1500th career hit on 7/23/18 vs. OAK...held .327 (17-52) BA over first 14 G last season when he went on DL...after return from DL on 6/18, batted .245/.289/.347/.636 (84-343) in final 83 G...had .205 (32-156) BA over final 41 G beginning 8/11...career-high 19 G hit streak from 7/15-8/8 (.345, 29-84) was T2nd-longest in MLB in 2018...it was T16th-longest in Texas history, longest since an

Adrián Beltré 19-G run from 7/16-9/15/11...in 2017, his .354 BA (28-79) in close and late situations ranked 5th in the A.L...his .293 (225-767) career avg. in close-and-late PA's is 8th-best in majors since 2009 (600+ AB's), including ranking 2nd in MLB with .318 (90-283) mark since start of 2015 (min. 200 AB)...only player ahead of him in that span is Adrián Beltré (.322).

2018: In a season slowed by his 1st career disabled list stint, Andrus posted career lows in games (97), runs (53), hits (101), RBI (33) and steals (5)...had never played fewer than 145 G in any ML season...went 1-for-24 with 3 BB, 3 SO, and one run scored over 7 G on injury rehabilitation assignment with Frisco (5 G) and Round Rock (2 G) before his return from the DL.

2017: Compiled best season of his 10-year major league career, establishing single-season highs in home runs (20), extra-base hits (68), doubles (44), RBI (88), hits (191), runs (100), total bases (303), OPS (.808), and SLG (.471)...selected 2017 Rangers Player of the Year by the DFW chapter of the BBWAA...also posted career best WAR figures from sources including Fangraphs (4.1), baseball-reference (4.7) and STATS LLC (4.9)...ranked among A.L. leaders in hits (3rd, 191), doubles (T4th, 44), games (T6th, 158), runs (T7th, 100), total bases (9th, 303), extra-base hits (T9th, 68), stolen bases (10th, 25), multi-hit games (3rd, 54), and 3+ hit games (3rd, 20)...13th in league with a .297 average...led all Rangers in hits, 2B, R, TB, XBH, and BA, 2nd on club in RBI...selected Rangers Player of Month in both May and June, as each of the 4 times he has won the monthly team award came in 2016-17 (also April 2016 and Sept./Oct. 2016)...became the 2nd player in Washington/Texas franchise history with 20+ HR, 20+ SB, and 190+ hits in a single campaign, joining Hall of Famer Pudge Rodriguez, who pulled the trick in his 1999 A.L. MVP season...only other MLB player to do it in 2017 was A.L. MVP Jose Altuve...made starts in every spot in the batting order, just the 4th player in Rangers history to accomplish that feat (others: Billy Sample in 1983; Mike Hargrove and Ken Henderson in 1977)...Andrus was part of the A.L. ASG Final Vote, which was won by KC's Mike Moustakas...MLB-high 13 doubles in August, T2nd-most in a month in club history (14 by Buddy Bell in Aug. 1979) and most since Mark DeRosa had 13 2B in May 2006...was charged with a caught stealing of 3rd base on 5/10/17 at SD, a play that did not involve the catcher (PO/CS)...it still ended Andrus' streak of 17 consecutive successful steals of 3rd base since he was last caught on 8/6/14 at CWS...**2016:** Posted career highs with a .302 BA and .362 OBP, while .439 SLG and .800 OPS are 2nd-best single-season marks...played through a sports hernia suffered in May, and had surgery to repair the injury on 11/11/16...his .302 BA ranked 10th in A.L., his lone career .300 season and 2nd-best among ML SS (LAD's Corey Seager-.309)...ranked among A.L. leaders in triples (T3rd, 7), sac flies (T5th, 7), stolen bases (T7th, 24), BA vs. LHP (1st, .348), BA with RISP (1st, .378), and PA/SO (10th, 8.1)...twice won Rangers Player of the Month honors (April and Sept./Oct.), 1st such selections in his career...over final 24 G beginning 9/1, produced a .349/.419/.627/1.046 slash (29-83)...career-



ANDRUS CONTINUED

high 4 XBH on 9/6/16 at SEA...**2015:** Overcame a slow start and became key part of offense in Rangers' surge to the postseason...career high with 160 games...career lows – full season – in avg. (.258) and OBP (.309)...ranked among A.L. leaders in bunt hits (T2nd, 9) and infield hits (9th, 24)...team-high 159 starts, appeared in all but 2 Texas games (5/29 vs. BOS, 6/21 at CWS)...his 22-game on-base streak, 4/19-5/13, was 2nd-longest by a Ranger in '15 (Fielder-24 G)...**2014:** In his 6th ML season, led Rangers in games (157), PA's (685), AB's (619, 8th in A.L.), singles (tied-125), doubles (35, T10th in A.L.), sac flies (7), and sac hits (9, T4th in A.L.) ... career-high 21 GDP's, T3rd in A.L. and T9th-most in a season in club history...had 4 hit streaks of 10+ games, tied for most in MLB in 2014 and most by a Ranger since Michael Young in 2007 (4)...his 11-game hit streak from 3/31-4/12 was 2nd-longest season-opening streak in club history (13 by Al Oliver, 1979)...ejected on 4/13 vs. HOU and 5/28 at MIN...**2013:** Led the A.L. in singles (143) and sacrifice bunts (16) and T3rd in steals (42)...topped the Rangers in runs (91), walks (52), and stolen bases...set career highs for steals...was the only ML player with at least 90 runs, 60 RBI, and 40 steals...played for Venezuela in World Baseball Classic, going 2-for-7 with 2 RBI and 2 stolen bases in 2 games...hit .313 (79-252) in 64 games after the All-Star break, 6th-best in the A.L. in that span (200 or more AB)...hit safely in first 16 games after break (7/19-8/3), longest hit streak by a Ranger in '13...career-high 5 hits on 5/18 vs. DET, first Ranger ever with 5+ hits, 3+ runs, and 2+ steals in that game...**2012:** Finished 2nd in the A.L. in triples (9), singles (137) and infield hits (38), all team bests, while also placing among the league leaders in at bats (T6th, 629) and hits (11th, 180)...the 9 triples remain a career high and are T5th-most triples in Rangers history...was 5th in the A.L. with .350 BA with RISP...was 0-for-1 in All-Star Game on 7/10 in KC, playing 9th inning at 3rd base in his 1st professional game at that position...had career-high 32-game on-base streak from 4/9-5/14, longest in A.L. for season...became the first Ranger ever with a triple and another extra-base hit (2B) in one inning on 9/14 vs. SEA (8th)...played for Magallanes in Venezuelan Winter League, batting .234 in 17 regular season games and .325 in 23 playoff games...**2011:** Placed among the A.L. leaders in sacrifice hits (3rd, 16) and stolen bases (37)...ranked among team leaders in steals (1st), hits (2nd, 164), runs (2nd, 96), games (3rd, 150), at-bats (3rd, 587), walks (3rd, 56), and on-base percentage (3rd, .347)...was youngest player to score at least 96 runs in season since KC's Carlos Beltran (112) in 1999 and 2nd youngest Ranger ever to Ruben Sierra (97) at age 21 in 1987...hit .337 in final 26 contests beginning 8/28...had RBI on 3 different suicide squeeze bunts: 4/18 vs. LAA (1B), 5/3 at SEA (1B), and 7/23 vs. TOR (SH)...**2010:** Tied for A.L. lead in sacrifice bunts (17) and ranked among the league leaders in bunt hits (3rd, 12), singles (4th, 138), infield hits (6th, 34), and stolen bases (T9th, 32)...led club in walks (64)...was 4th in the A.L. with a .347 average with RISP...moved into the leadoff spot on 4/18 at NYY and made each of his final 133 starts batting 1st...was youngest Texas player (21 yrs., 8 mos.) with a walk-off hit since Ivan Rodriguez

on 5/24/92 on 4/23 vs. DET, night Rangers were honoring Elvis Presley...was selected to A.L. All-Star team as reserve at 21 years, 10 months, Texas' 2nd-youngest All-Star ever behind Ivan Rodriguez (20 years, 8 mos.) in 1992...**2009:** In 1st ML season, ranked among A.L. leaders in sacrifice bunts (T4th, 12), triples (T5th, 8), stolen bases (6th, 33), and bunt hits (T7th, 6)...led club in triples, steals, sac bunts, bunt hits, and infield hits (19) and was 2nd in games (145)...was the Rangers Rookie of the Year and placed 2nd in BBWAA A.L. Rookie of the Year voting behind Oakland's Andrew Bailey...was named the winner of the Larry Doby Award as the A.L. Rookie of the Year by the Negro Leagues Baseball Museum...was selected as the shortstop on Major League Rookie All-Star Teams by Topps and Baseball Digest...led A.L. rookies in games, hits, runs, total bases, triples, and stolen bases...did not turn 21 until 8/21 and was majors' youngest position player and 3rd youngest player overall for most of season...was the 1st A.L. player 20-years-or-younger to play at least 145 games in a season since Seattle's Alex Rodriguez in 1996...made MLB debut in season opener on 4/6 at 20 years, 223 days, 3rd-youngest opening day starter in club history...established club rookie record with 16-game hitting streak, 8/28-9/14, longest by a player that young since Mets' Jose Reyes (17), 7/30-8/18/03...played for Magallanes in Venezuela, batting .247 in 23 regular season games...**2008:** Was selected as shortstop on Texas League's postseason all-star team at Double-A Frisco, the league's youngest player...ranked 2nd in league with 54 SB, most by any Texas minor leaguer, and was 4th with a .295 batting average...also topped the RoughRiders in hits (142)...was starting shortstop for the World Team in Futures Game at Yankee Stadium on 7/13 (0-1, BB, R, SB) and played in Texas League All-Star Game...was rated by *Baseball America* as league's best defensive shortstop and 5th-highest prospect after the season...played for Magallanes in the Venezuelan Winter League, batting .257 in 50 games...**2007:** Combined for .257 (127-495) average with 5 home runs and 49 RBI in 126 games for Atlanta's High-A Myrtle Beach and Texas' High-A Bakersfield clubs...was the youngest player in the Carolina League, 4th-youngest in the California League and youngest player in the minors to spend the duration of the season at the High-A level or better...was selected to World Roster for Futures Game on July 8 at SF (0-2)...was traded to Texas on July 31 and made his Bakersfield debut on 8/1 at Visalia...named to Arizona Fall League's Top Prospects Team after batting .353 (18-51) with a .411 OBP for West Division-champion Surprise Rafter's despite being youngest player in the league...**2006:** Spent entire season at Low-A Rome, ranking 6th among all Braves minor leaguers in doubles (25) and stolen bases (23)...was selected to South Atlantic League all-star squad after hitting .281 with 32 RBI in the 1st half...played in 2 games for Magallanes of VWL...was named Atlanta's 2nd-best prospect by *Baseball America* following the season, 4th-best prospect in the South Atlantic League...**2005:** Earned MVP honors for the Rookie Gulf Coast Braves...led club in hits (49), on-base percentage (.377), stolen bases (7), runs scored (26)



ANDRUS CONTINUED

FRONT OFFICE

COACHES

ANDRUS

2018 REVIEW

OPONENTS

RECORDS

DEVELOPMENT

MEDIA

and walks (19)...reached base safely in 35 of 46 games... honored by Braves organization as GCL July Player of the Month...was sent to Rookie League Danville on 8/29 and hit .400 in the Appalachian League championship series...selected as Braves' 2nd-best overall prospect by *Baseball America* following the season.

COMMUNITY: Won 2017 Texas Rangers Heart and Hustle Award presented by the MLB Players Alumni Association...selected winner of the 2016 Richard Durrett Hardest Working Man Award by the DFW chapter of the BBWAA, an honor named for the former Rangers beat writer who passed away suddenly on June 17, 2014 at the age of 38...also tabbed winner of 2014 Jim Sundberg Community Achievement Award for significant contributions in the community...participated in club's hospital visits and Cowboy Santa's Toy Drive in December 2014-15-16... provided tickets to the Down Syndrome Guild and Miracle League to bring youngsters and their families to Rangers games in 2014-2015...has been actively involved with the Down Syndrome Guild of Dallas, participating with a number of other prominent Dallas-Fort Worth individuals in that organization's 2014 and 2015 Charity Calendar and hosting a Thanksgiving event for Guild families in November 2013...has donated to Special Olympics and participated with Special Olympics/Law Enforcement Torch Run on presenting the torch prior to a Rangers game each year from 2012-2015 to help bring awareness to the Special Olympics games being held in Arlington, Texas each summer...has also donated funds to Liberty Cheer, hosted a holiday party in December 2015 for Special Olympics Young Athletes Program and made a donation to their

program...donated funds to OurCalling to help purchase washing machines, computer equipment and daily essentials such as clothing, blankets, personal hygiene items and food to be distributed to homeless guests served in the community...served as the spokesperson for Dairy MAX throughout the 2011 season, promoting dairy products as part of a healthy lifestyle...has made donations to the Texas Rangers Baseball Foundation and participated in the Rangers Winter Caravan in 2014-15-16-17-18...has donated to the Community Food Bank, Baseball Tomorrow Fund and numerous youth baseball organizations around the Metroplex, Do It For Durrett, Michael Young Family Foundation, and Robinson Chirinos Foundation...has served on the Advisory Board for the Taylor Hooton Foundation since 2015.

PERSONAL: Elvis Augusto Andrus...is married to the former Cori Febles (6/11/17) and the couple has a son, Elvis Emilio (7/6/17), and daughter, Lucia Alessandra (11/27/18)...has an older brother, Eroid, an outfielder who played in the Yankees and Rays organizations from 2000-08 and was in minor league spring training camp with Texas in 2011...Elvis and Eroid both appeared for Texas in spring training game on 3/15/11 at LAD in Glendale...selected winner of 2015 Harold McKinney Good Guy Award from DFW BBWAA Chapter...favorite player growing up was fellow Venezuelan Omar Vizquel... was also a fan of Derek Jeter...enjoys Italian food... listens to music in his free time...favorite sport other than baseball is soccer...also played basketball and soccer in his youth...originally signed by Atlanta scouts Rolando Petit and Julian Perez.

CAREER RECORD

YEAR	CLUB	AVG	G	AB	R	H	TB	2B	3B	HR	RBI	SH	SF	BB-I	SO	SB	CS	HP	GDP	OBP	SLG
2005	GCL Braves—1	.295	46	166	26	49	66	6	1	3	20	0	2	19-0	28	7	4	4	1	.377	.398
	Danville	.278	6	18	3	5	6	1	0	0	1	0	0	4-0	4	1	0	0	0	.409	.333
2006	Rome	.265	111	437	67	116	158	25	4	3	50	2	1	36-1	91	23	15	2	8	.324	.362
	Myrtle Beach	.244	99	385	59	94	129	20	3	3	37	3	2	44-0	88	25	7	6	8	.330	.335
2007	Bakersfield—2	.300	27	110	19	33	41	2	0	2	12	1	0	10-0	19	15	8	2	2	.369	.373
	Frisco	.295	118	482	82	142	177	19	2	4	65	3	6	38-0	91	54	#16	6	17	.350	.367
2009	Texas	.267	145	480	72	128	179	17	8	6	40	12	3	40-0	77	32	6	6	4	.329	.373
2010	Texas	.265	148	588	88	156	177	15	3	0	35	#17	0	64-0	96	32	#15	5	6	.342	.301
2011	Texas	.279	150	587	96	164	212	27	3	5	60	16	1	56-0	74	37	12	5	17	.347	.361
2012	Texas	.286	158	629	85	180	241	31	9	3	62	*17	3	57-0	96	21	10	5	15	.349	.378
2013	Texas	.271	156	620	91	168	205	17	4	4	67	*16	6	52-1	97	42	8	4	19	.328	.331
2014	Texas	.263	157	619	72	163	206	35	1	2	41	9	7	46-0	96	27	*15	3	21	.314	.333
2015	Texas	.258	160	596	69	154	213	34	2	7	62	8	9	46-1	78	25	9	2	14	.309	.357
2016	Texas—3	.302	147	506	75	153	222	31	7	8	69	4	7	47-2	70	24	8	4	18	.362	.439
2017	Texas—4	.297	158	643	100	191	303	44	4	20	88	1	4	38-0	101	25	*10	3	18	.337	.471
2018	Texas—5	.256	97	395	53	101	145	20	3	6	33	0	2	28-0	66	5	3	3	8	.308	.367
	Frisco	.056	5	18	1	1	1	0	0	0	0	0	0	1-0	2	0	0	0	0	.105	.056
	Round Rock	.000	2	6	0	0	0	0	0	0	0	0	0	2-0	1	0	1	0	0	.250	.000
MAJOR TOTALS		.275	1476	5663	801	1558	2100	271	44	61	557	100	42	474-4	851	271	96	40	140	.333	.371
MINOR TOTALS		.271	414	1622	257	440	578	73	10	15	185	9	11	154-1	324	125	51	20	36	.340	.356

* Led league # Tied for league lead

- 1- Signed by Atlanta as a non-drafted free agent on Jan. 25, 2005...signed by Rolando Petit and Julian Perez.
- 2- Acquired by Texas from Atlanta, along with RHP Neftali Feliz, LHP Matt Harrison, LHP Beau Jones, and CJ Jarrod Saltalamacchia, in exchange for 1B Mark Teixeira and LHP Ron Mahay on July 31, 2007.
- 3- On MLB Suspended List, May 17, 2011.
- 4- On MLB Paternity Leave List, July 5-7, 2017.
- 5- On disabled list, April 12-June 17, 2018, with olecranon fracture in right elbow...included rehab assignments with Frisco, June 11-15, and Round Rock, June 16-17.



ANDRUS CONTINUED

FRONT OFFICE

COACHES

ANDRUS

2018 REVIEW

OPPONENTS

RECORDS

DEVELOPMENT

MEDIA

POSTSEASON RECORD

SERIES	CLUB	AVG	G	AB	R	H	TB	2B	3B	HR	RBI	SH	SF	BB-I	SO	SB	CS	HP	GDP	OBP	SLG
2010 ALDS	TEX vs. TB	.333	5	24	2	8	9	1	0	0	1	0	0	0-0	2	3	1	0	2	.333	.375
2010 ALCS	TEX vs. NYY	.333	6	27	4	9	11	2	0	0	2	1	0	2-0	3	4	0	0	0	.379	.407
2010 WS	TEX vs. SF	.176	5	17	2	3	3	0	0	0	1	0	1	3-0	3	1	0	0	1	.286	.176
2011 ALDS	TEX vs. TB	.143	4	14	1	2	2	0	0	0	0	0	0	3-0	3	0	1	1	0	.333	.143
2011 ALCS	TEX vs. DET	.240	6	25	4	6	6	0	0	0	1	1	0	3-0	2	1	1	0	1	.321	.240
2011 WS	TEX vs. STL	.276	7	29	5	8	9	1	0	0	0	2	0	1-0	7	0	0	0	1	.300	.310
2012 ALWC	TEX vs. BAL	.500	1	4	0	2	2	0	0	0	0	0	0	0-0	0	0	0	0	1	.500	.500
2015 ALDS	TEX vs. TOR	.182	5	22	1	4	4	0	0	0	1	0	0	0-0	4	0	1	0	0	.182	.182
2016 ALDS	TEX vs. TOR	.364	3	11	2	4	9	0	1	1	1	0	0	0-0	0	0	1	0	0	.364	.818
WC TOTALS		.500	1	4	0	2	2	0	0	0	0	0	0	0-0	0	0	0	0	1	.500	.500
LDS TOTALS		.254	17	71	6	18	24	1	1	1	3	0	0	3-0	9	3	4	1	2	.293	.338
LCS TOTALS		.288	12	52	8	15	17	2	0	0	3	2	0	5-0	5	5	1	0	1	.351	.327
WS TOTALS		.239	12	46	7	11	12	1	0	0	1	2	1	4-0	10	1	0	0	2	.294	.261
POSTSEASON TOTALS		.266	42	173	21	46	55	4	1	1	7	4	1	12-0	24	9	5	1	6	.316	.318

ALL-STAR GAME RECORD

YEAR	CLUB	AVG	G	AB	R	H	TB	2B	3B	HR	RBI	SH	SF	BB-I	SO	SB	CS	HP	GDP	OBP	SLG
2010	AL, LA of Anaheim	.000	1	1	0	0	0	0	0	0	0	0	0	0-0	0	0	1	0	0	.000	.000
2012	AL, Kansas City	.000	1	1	0	0	0	0	0	0	0	0	0	0-0	0	0	0	0	0	.000	.000
ASG TOTALS		.000	2	2	0	0	0	0	0	0	0	0	0	0-0	0	0	1	0	0	.000	.000

WORLD BASEBALL CLASSIC RECORD

YEAR	CLUB	AVG	G	AB	R	H	TB	2B	3B	HR	RBI	SH	SF	BB-I	SO	SB	CS	HP	GDP	OBP	SLG
2013	Venezuela	.286	2	7	2	2	2	0	0	0	2	0	0	0-0	1	2	0	1	0	.375	.286

CAREER FIELDING

SS	PCT	G	PO	A	E	TC	DP
2009	.968	145	*261	407	22	690	98
2010	.976	148	242	401	16	659	89
2011	.963	147	245	407	*25	677	#102
2012	.976	157	233	414	16	663	91
2013	.976	146	212	362	14	588	97
2014	.971	153	*237	371	18	626	94
2015	.972	*160	*248	*516	22	*786	*114
2016	.974	147	229	413	17	659	105
2017	.977	157	*245	*493	17	*755	107
2018	.973	97	139	263	11	413	77
Totals	.973	1453	2291	4047	178	6516	974

CAREER HIGHS

- Hits: **5**, May 18, 2013 vs. DET
- Runs: **4**, 3x, last May 8, 2012 at BAL
- Doubles: **3**, 3x, last Aug. 4, 2017 at MIN
- Triples: **2**, April 2, 2013 at HOU
- Home Runs: **2**, 3x, last Sept. 3, 2017 vs. LAA
- RBI: **5**, 2x, last July 24, 2018 vs. OAK
- Walks: **3**, 4x, last May 3, 2015 vs. OAK
- Stolen Bases: **4**, June 30, 2009 vs. LAA
- Hitting Streak: **19**, July 15-Aug. 8, 2018

MULTI-HR GAMES (3)

- Sept. 24, 2016 at OAK
- June 26, 2017 at CLE
- Sept. 3, 2017 vs. LAA

GRAND SLAMS (1)

- July 24, 2018 vs. OAK (Wendelken)



JETT BANDY

NON-ROSTER
INVITEE



C #28

R BATS +
R THROWS +
6'4" HEIGHT
223 LB. WEIGHT
29 OPENING DAY AGE +

BORN + March 26, 1990 in West Hills, CA
RESIDES + Scottsdale, AZ
ACQUIRED + Signed as a minor league free agent on Nov. 14, 2018
CONTRACT STATUS + Signed through 2019
SERVICE TIME + 2.054 **OPTIONS USED** + 3/3

CAREER: Bandy signed a minor league contract with an invitation to major league spring training camp on 11/14/18...is entering his 9th professional season, 1st in the Texas organization...has appeared in the big leagues in each of the last 4 seasons with Milwaukee and Los Angeles-AL, compiling a .218 average with 16 HR and 45 RBI...in 123 career starts at catcher, has thrown out 31 of 98 (32%) attempted base stealers and posted a .993 fielding pct. (6 E/1021 TC)...owns a career .270 average and .777 OPS figure across 8 minor league seasons...spent the last 2 seasons in the Brewers organization after being acquired in a trade with the Angels during the 2016 offseason...was selected by LAA in the 31st round of the 2011 MLB Draft out of the University of Arizona.

2018: Split the campaign between Milwaukee and Triple-A Colorado Springs...made his 2nd straight Opening Day roster with Milwaukee and saw big league action for the 4th straight season, batting .188 (12-64) in 24 G...Brewers went 9-10 in his 19 starts behind the plate...hit .235 (8-34) through 1st 11 G, but posted .133 (4-30) mark over next 13 G before being designated from assignment on 5/25...hit lone HR off Matt Harvey in Brewers' 5-1 win on 4/14 at NYM.

MILWAUKEE: Shared catching duties with Manny Pina to open season while Stephen Vogt was sidelined with a shoulder injury...started 6 straight and 10 of 11 G from 4/11-22 when Pina was placed on the disabled list...threw out 3 of 7 (42.9%) attempted base stealers...pitchers posted 3.61 ERA (68 ER/169.2 IP) with Bandy behind the plate...was designated for assignment on 5/25 following club's acquisition of C Erik Kratz from NYY and was assigned outright to Colorado Springs on 6/1.

MINORS: Spent the balance of 2018 with the Sky Sox, batting .292 with 9 HR and 35 RBI in 59 G...made 49 starts at catcher (28), first base (20), and third base (1)...registered a .986 fielding pct. (3 E/221 TC) behind the plate, as well as a .995 mark (1 E/188 TC) at first base...batted .336 (36-109) through 1st 35 G before slowing to a .232 (19-82) average over final 24 G...went 4-for-4 with 2 HR and 4 RBI on 7/24 vs. El Paso, his 1st multi-HR game since 2015 in the LAA organization...among Sky Sox with 200+ PA, his .864 OPS ranked 2nd on the club (.888-Domingo Santana).

2017: Made his 1st career Opening Day roster in his freshman campaign with Milwaukee...batted .207 with 6 HR and 18 RBI in 60 G...made 44 starts, all coming behind the plate...his only start after 8/3 came on the final day of the season (10/1 at STL)...the Brewers went 20-

24 in his starts...the team posted a 4.87 ERA in games he caught (216 ER/399.0 IP)...threw out 7 of 41 runners attempting to steal (17.1%)...had 3 stints with the Brewers (Opening Day-6/24, 7/18-8/3 and 9/2-end of season)...was optioned to Triple-A Colorado Springs on 6/25 following the acquisition of Stephen Vogt and recalled on 7/18 after Vogt was placed on the disabled list...appeared in 12 G with the Sky Sox (.310, 2 HR, 14 RBI)...was on the 10-day disabled list from 8/4-9/1 with a rib fracture (missed 25 G)...**2016:** Began the year at Triple-A Salt Lake, where he batted .274 with 2 HR and 21 RBI in 24 G...was recalled by the Angels on 5/18...batted .234 with 8 HR and 25 RBI in 70 G with the Angels...made 60 starts, all coming behind the plate...the Angels went 27-33 in his starts...the team posted a 4.53 ERA in games he caught (262 ER/520.0 IP)...threw out 17 of 46 runners attempting to steal (37.0%)...his 17 caught stealings ranked 4th in the A.L. and led ML rookie catchers...traded to Milwaukee on 12/13 in exchange for C Martin Maldonado and RHP Drew Gagnon...**2015:** Batted .291 with 11 HR and 60 RBI in 87 G at Triple-A Salt Lake...was a Pacific Coast League All-Star...was recalled on 9/1 and appeared in 2 G with the Angels...made his ML debut on 9/14 at SEA, coming off the bench (fled out in only AB)...his 1st ML hit was a pinch-hit solo HR off Glen Perkins on 9/20 at MIN...became the 13th player in franchise history to produce a home run for his 1st big league hit...**2014:** Batted .250 with 13 HR and 40 RBI in 93 G at Double-A Arkansas...was added to the 40-man roster on 11/20...**2013:** Batted .241 with 4 HR and 28 RBI in 78 G at Double-A Arkansas...was a Texas League All-Star...**2012:** Batted .247 with 7 HR and 46 RBI in 94 G at Class-A Inland Empire...led Cal League with 15 HBP...**2011:** Appeared at 4 levels of the Angels organization during his 1st pro season, playing with the AZL Angels (46 G), Triple-A Salt Lake (1 G), Double-A Arkansas (1 G) and Rookie Orem (2 G)...was hit by a pitch 18 times with the AZL Angels, which led the league.

PERSONAL/AMATEUR: Jett Adam Bandy...his first name is a hybrid of father, John, and grandfather, Chester, who was known as "Chett"...is married: wife's name is Sydney...graduated from Thousand Oaks (CA) High School...played against former teammate Christian Yelich, who attended rival Westlake High School...played 3 seasons at the University of Arizona...batted .354 as a sophomore and finished career with 11 HR and 121 RBI...his father, a former bartender, worked on the set of the movie "Cocktail" (1988), teaching actor Tom Cruise his character's signature bottle flip...was coached by former Angels manager Mike Scioscia as a 10-year-old Little League in 1999...was teammates with Scioscia's son, Matt...is a car enthusiast.

FRONT OFFICE

COACHES

BANDY

2018 REVIEW

OPPONENTS

RECORDS

DEVELOPMENT

MEDIA



BANDY CONTINUED

CAREER RECORD

YEAR	CLUB	AVG	G	AB	R	H	TB	2B	3B	HR	RBI	SH	SF	BB-I	SO	SB	CS	HP	GDP	OBP	SLG
2011	AZL Angels-1, 2	.307	46	176	32	54	84	18	0	4	29	0	4	10-0	23	2	0	*18	5	.394	.477
	Salt Lake	.000	1	1	0	0	0	0	0	0	0	0	0	0-0	0	0	0	0	0	.000	.000
	Arkansas	.500	1	2	1	1	4	0	0	1	1	0	0	0-0	0	0	0	0	0	.500	2.000
	Orem	.333	2	6	2	2	3	1	0	0	2	0	0	0-0	0	0	0	0	0	.333	.500
2012	Inland Empire	.247	94	324	42	80	125	22	1	7	46	3	3	20-1	51	1	1	*15	5	.318	.386
	Arkansas	.241	78	245	26	59	92	17	2	4	28	1	3	14-0	39	0	1	9	5	.303	.376
2013	Arkansas	.250	93	312	38	78	129	12	0	13	40	1	2	33-2	63	2	4	15	7	.348	.413
2015	Salt Lake	.291	87	309	47	90	144	21	0	11	60	1	5	16-0	63	0	0	13	8	.347	.466
	Los Angeles-AL	.500	2	2	1	1	4	0	0	1	1	0	0	0-0	0	0	0	0	0	.500	2.000
	Salt Lake	.274	24	95	13	26	39	7	0	2	21	0	3	2-0	19	2	1	5	5	.314	.411
2016	Los Angeles-AL	.234	70	209	23	49	82	9	0	8	25	3	4	11-0	38	1	0	4	5	.281	.392
	Milwaukee-3, 4	.207	60	169	14	35	59	6	0	6	18	0	0	15-0	51	1	0	4	5	.287	.349
	Colorado Springs	.310	12	42	7	13	21	2	0	2	14	0	1	5-1	5	0	1	3	1	.412	.500
2017	Milwaukee	.400	2	5	0	2	4	2	0	0	1	0	0	1-0	0	0	0	1	0	.571	.800
	Wisconsin	.400	2	5	0	2	4	2	0	0	1	0	0	1-0	0	0	0	1	0	.571	.800
2018	Milwaukee	.188	24	64	5	12	17	2	0	1	1	0	0	3-0	23	0	0	4	0	.268	.266
	Colorado Springs-5,292	.59	192	23	56	98	15	0	9	35	0	3	10-1	32	3	0	10	1	.353	.510	
MAJOR TOTALS		.218	156	444	43	97	162	17	0	16	45	3	4	29-0	112	2	0	12	10	.282	.365
MINOR TOTALS		.270	499	1709	231	461	743	117	3	53	277	6	24	111-5	295	10	8	89	37	.342	.435

* Led league # Tied for league lead

- 1- Selected by Los Angeles-NL in the 41st round of the 2008 June draft...did not sign.
- 2- Selected by Los Angeles-AL in the 31st round of the 2011 June draft...signed by John Gracio.
- 3- Acquired by Milwaukee from Los Angeles-AL in exchange for C Martin Maldonado and RHP Drew Gagnon on Dec. 13, 2016.
- 4- On disabled list, Aug. 4-Sept. 1, 2017, with rib fracture.
- 5- Signed by Texas as a minor league free agent on Nov. 14, 2018.

CAREER HIGHS

Hits: 4, Aug. 24, 2016 at TOR
 Runs: 2, 3x, last April 26, 2017 vs. CIN
 Doubles: 1, 17x, last April 19, 2018 vs. MIA
 Home Runs: 1, 16x, last April 14, 2018 at NYM
 RBI: 3, 3x, last May 27, 2017 vs. ARI
 Walks: 2, May 19, 2017 at CHC
 Stolen Bases: 1, 2x, last April 28, 2017 vs. ATL
 Hitting Streak: 6, 2x, last April 17-28, 2017

PINCH-HIT HR (1)


Sept. 20, 2015 at MIN (Perkins)

CAREER FIELDING

C	PCT	G	PO	A	E	TC	DP
2015	1.000	1	1	1	0	2	0
2016	.993	68	412	39	3	454	4
2017	.995	50	362	26	2	390	3
2018	.994	22	167	7	1	175	1
Totals	.994	141	942	73	6	1021	8

C (ADV.)	CS	SB	ATT	CS%	CERA	PB
2015	0	0	0	-	0.00	0
2016	17	29	46	37.0	4.53	2
2017	7	34	41	17.1	4.87	5
2018	3	4	7	43.9	3.61	4
Totals	27	67	94	28.7	4.51	11





KYLE BIRD

L BATS **L THROWS** **BORN** • April 12, 1993 in Orange Park, FL
RESIDES • Orange Park, FL
6'3" HEIGHT **190lb WEIGHT** **ACQUIRED** • In a 3-team, 7-player trade with OAK and TB on Dec. 21, 2018
25 OPENING DAY AGE **CONTRACT STATUS** • Signed through 2019
SERVICE TIME • 0.000 **OPTIONS USED** • 0/3

LHP #75

TWITTER • @Kyle_Bird17

CAREER: The 25-year-old left-hander was acquired from Tampa Bay in a December trade and is entering his first season in the Texas organization...has compiled a 2.64 ERA (44 ER/150.0 IP) and held opponents to a .218 average at the upper levels of the Rays farm system over the last two seasons...the southpaw has held left-handed batters to a .180 avg. (38-211) over that same span...had been added to the Rays' 40-man roster in November and was a non-roster invite to Tampa Bay's Big League camp in 2018...was originally selected by Tampa Bay in 35th round of the 2014 June Draft out of Flagler College in St. Augustine, Florida.

2018: Posted the best SO/9 rate (10.5) of his career and held opponents to a career-low 6.2 H/9...combined to go 3-3 with a 2.39 ERA (20 ER/75.1 IP) and 4 saves over 43 games/6 starts with Durham (AAA) and Montgomery (AA) in the Tampa Bay organization...held left-handed batters to a .156 avg (15-96) while right-handed hitters batted .222 (37-167)...returned to Montgomery for start of season and was promoted to Durham on 5/21 for remainder of season...added to Tampa Bay's 40-man roster on 11/20...joined Obregon in the Mexican Winter League and went 1-0 with a 2.00 ERA (4 ER/18.0 IP) and 2 saves over 18 relief appearances...Mexican League opponents batted .190 (12-63) with 19 strikeouts.

2017: Was with Montgomery for the entire season, aside from a five-day stint with Durham from 6/20-24...led the

Southern League with 12 holds and finished T1st with 53 games...his 74.2 IP were a career high, and 25 of his 54 outings between two levels were 1.1 IP or longer...did not allow a hit in 3 games, all scoreless, spanning 2.2 IP in the SL postseason...**2016:** Recorded a career-low 2.28 ERA (67-IP, 17-ER) across 43 appearances with Charlotte (A+) and Montgomery...earned a 5/11 promotion after 11 outings with Charlotte...did not allow a run in 2 appearances spanning 4.0 IP for Montgomery in the postseason...had a 3.77 ERA (14.1-IP, 6-ER) in 12 outings for the Peoria Javelinas in the Arizona Fall League...**2015:** Went 4-0 with a 2.54 ERA (71-IP, 20-ER) in 33 appearances between two levels...pitched in Durham's penultimate game of the season after making 32 apps for Bowling Green (A)...was T3rd among Rays minor leaguers with 9 saves...allowed 1 HR in 70 IP, including a homerless streak of 55.1 IP between two levels to end the season...**2014:** Made 12 appearances with Princeton (Rookie)...pitched to a 2.30 ERA (15.2-IP, 4-ER) over his final 10 outings of the season.

PERSONAL/AMATEUR: Ronald Kyle Bird...selected out of Flagler College in St. Augustine, Fla. ...transferred to Flagler from Florida State University following his sophomore season...as a freshman, pitched in the second game of the College World Series...was teammates at FSU with Heisman Trophy winner Jameis Winston...named first team All-State as a senior at Clay High School in Green Cove Springs, FL.


CAREER RECORD

YEAR	CLUB	W-L	ERA	G	GS	CG	SHO	SV	IP	H	R	ER	HR	HB	BB-I	SO	WP	BK	AVG
2014	Princeton—1	1-0	4.19	12	0	0	0	1	19.1	15	11	9	3	1	6-0	15	3	0	.214
2015	Bowling Green	4-0	2.60	32	0	0	0	9	69.1	67	25	20	1	2	17-0	69	6	2	.254
	Durham	0-0	0.00	1	0	0	0	0	1.2	1	0	0	0	0	2-0	2	0	0	.200
2016	Charlotte	2-1	0.50	11	0	0	0	3	18.0	11	1	1	0	0	1-0	22	1	1	.177
	Montgomery	1-1	2.94	32	0	0	0	4	49.0	45	19	16	4	1	17-1	38	1	1	.260
2017	Montgomery	4-2	3.03	#53	0	0	0	0	71.1	64	31	24	2	4	29-2	68	6	1	.247
	Durham	0-0	0.00	1	0	0	0	0	3.1	1	3	0	1	0	1-0	2	0	0	.083
2018	Montgomery	0-2	3.66	16	1	0	0	4	19.2	14	9	8	2	3	9-0	23	2	0	.206
	Durham—2	3-1	1.94	27	5	0	0	0	55.2	38	13	12	4	4	26-2	65	2	1	.195
MINOR TOTALS		15-7	2.64	185	6	0	0	21	307.1	256	112	90	17	15	108-5	304	21	6	.231

* Led league # Tied for league lead

- Selected by Tampa Bay in the 35th round of the 2014 June draft...signed by Milt Hill.
- Acquired by Texas from Tampa Bay, along with LHP Brock Burke and RHP Yoel Espinal, as part of 3-team trade with Oakland that sent INF Eli White and international slot compensation to Texas, INF Jurickson Profar to Oakland, and RHP Rollie Lacy, RHP Emilio Pagan, and a 2019 Competitive Balance Round A pick to Tampa Bay on Dec. 21, 2018.





BROCK BURKE

L BATS **L** THROWS **BORN** • Aug. 4, 1996 in Chicago, IL
RESIDES • Evergreen, CO
ACQUIRED • In a 3-team, 7-player trade with OAK and TB on Dec. 21, 2018
CONTRACT STATUS • Signed through 2019
SERVICE TIME • 0.000 **OPTIONS USED** • 0/3

6'4" HEIGHT
180^{lb} WEIGHT
22 OPENING DAY AGE

LHP #76

TWITTER • @BrockBurke1

FRONT OFFICE

COACHES

BURKE

2018 REVIEW

OPPONENTS

RECORDS

DEVELOPMENT

MEDIA

CAREER: The left-hander is in his first Major League camp after he was acquired from Tampa Bay in a 3-team, 7-player trade over the offseason...tabbed the 6th-best prospect in the Texas farm system entering 2019...enjoyed a breakout campaign with the Rays in 2018, earning the organization's Minor League Pitcher of the Year award...reached the Double-A level for the 1st time last season and posted a 1.95 ERA (12 ER/55.1 IP) over a brief 9-start stint at the level...was selected by Tampa Bay in the 3rd round of the 2014 June Draft and did not reach a full season club until his 4th professional season...was added to the Rays' 40-man roster in November.

2018: Named the Rays Minor League Pitcher of the Year, leading all Rays minor leaguers with 158 strikeouts...combined to go 9-6 with a 3.08 ERA (47 ER/137.1 IP) over 25 games/22 starts with Charlotte (A+) and Montgomery (AA)...also ranked among TB minor league leaders in both wins (T4th) and ERA (5th)...his strikeout total was 14th-most among all minor league hurlers...returned to Charlotte to open the season and was promoted to Montgomery on 7/9...went 6-1 with a 1.95 ERA (12/55.1 IP) over 9 starts to lead the Biscuits to the Southern League postseason.

2017: Joined a full season club for the 1st time and combined to go 11-6 with a 2.99 ERA (41 ER/123.1 IP) over 23 starts with Bowling Green (A) and Charlotte...named a midseason All-Star in the Midwest League, compiling a 1.10 ERA (7 ER/57.1 IP) over his 1st 10 starts...promoted to Charlotte (A+) on 6/8 for the remainder of the season...**2016:** Finished T9th in the New York-Penn League with 61 strikeouts over a team-high 13 starts at Hudson Valley (Short-A)...**2015:** Tied for the team lead in starts at Princeton (Short-A)...**2014:** Made pro debut with GCL Rays.

PERSONAL/AMATEUR: Brock Christopher Burke...was originally selected by Tampa Bay in the 3rd round of the 2014 June Draft...compiled a 1.56 ERA and whiffed 90 of 165 batters faced as a senior at Evergreen (CO) High School...had a 19-strikeout performance in Evergreen's 4-0 win over Eaglecrest on 4/29/14 at Coors Field...was a Perfect Game preseason All-American honorable mention...participated in the Rockies Futures Game at Coors Field...had committed to play college baseball at the University of Oregon...graduated from same high school as former Ranger Kevin Kouzmanoff.

CAREER RECORD

YEAR	CLUB	W-L	ERA	G	GS	CG	SHO	SV	IP	H	R	ER	HR	HB	BB-I	SO	WP	BK	AVG
2014	GCL Rays—1	0-3	10.80	8	5	0	0	0	13.1	16	20	16	1	2	12-0	12	4	0	.286
2015	Princeton	4-2	3.42	11	11	0	0	0	52.2	54	22	20	3	0	11-0	35	3	0	.265
2016	Hudson Valley	3-3	3.39	13	13	0	0	0	61.0	53	25	23	1	5	29-0	61	10	0	.235
2017	Bowling Green	6-0	1.10	10	10	0	0	0	57.1	37	9	7	0	0	20-0	59	3	0	.181
	Charlotte	5-6	4.64	13	13	0	0	0	66.0	75	43	34	6	5	16-0	49	2	0	.291
2018	Charlotte	3-5	3.84	16	13	0	0	0	82.0	85	43	35	4	3	30-0	87	12	0	.263
	Montgomery—2	6-1	1.95	9	9	0	0	0	55.1	39	12	12	2	3	14-0	71	2	0	.193
MINOR TOTALS		27-20	3.41	80	74	0	0	0	387.2	359	174	147	17	18	132-0	374	36	0	.244


* Led league # Tied for league lead

- 1- Selected by Tampa Bay in the 3rd round of the 2014 June draft...signed by Ryan Henderson.
- 2- Acquired by Texas from Tampa Bay, along with LHP Kyle Bird and RHP Yoel Espinal, as part of 3-team trade with Oakland that sent INF Eli White and international slot compensation to Texas, INF Jurickson Profar to Oakland, and RHP Rollie Lacy, RHP Emilio Pagan, and a 2019 Competitive Balance Round A pick to Tampa Bay on Dec. 21, 2018.



MATT BUSH

NON-ROSTER
INVITEE



R	R	BORN	• Feb. 8, 1986 in San Diego, CA
BATS	THROWS	RESIDES	• San Diego, CA
5' 11"	205	ACQUIRED	• Signed as a minor league free agent on Dec. 8, 2015
HEIGHT	WEIGHT	CONTRACT STATUS	• Signed through 2019
33	33	SERVICE TIME	• 2.132
OPENING DAY AGE		OPTIONS USED	• 3/3

CAREER: The 33-year-old right-hander has been a fixture in the Rangers bullpen over the last 3 seasons, ranking among the club's relief leaders in games (2nd, 136), innings (3rd, 137.0), strikeouts (3rd, 138), and wins (4th, 10) since the start of 2016...was not tendered a contract offer prior to the 11/30/18 deadline, but signed as a minor league free agent with an invitation to major league spring training on 12/17/18...spent the majority of last season on the disabled list with a right elbow strain, appearing in a career-low 21 games...began rehab immediately following season-ending surgery last September and is expected to be ready in the 2nd half of 2019...has compiled a 3.35 ERA and 1.248 WHIP in 136 G for Texas since his debut, averaging 9.1 SO/9...prior to 2016, most recent game action for any organization was in 2012 with Tampa Bay during Spring Training...the San Diego native was the 1st overall selection in the 2004 June draft by the Padres as a shortstop and converted to the mound in mid-2007...missed all of 2008 following 'Tommy John' ligament replacement surgery and did not pitch in 2009 following disciplinary-related release from the Toronto organization...originally signed with Texas on 12/18/15 following a 4-year hiatus from the game.

2018: Made 21 appearances for the Rangers, but last outing was 6/13 at LAD, as he was on the disabled list from 6/14-end of season with a right elbow strain...limited left-handed batters to .192 (5-26) average, while righties hit .281 (18-64)...had 1.35 ERA (1 ER/6.2 IP) through 6 G before posting a 6.06 ERA (11 ER/16.1 IP) over final 15 G in the big leagues...held opposition to .185 (5-27) average with RISP...posted career high figures in WHIP (1.609) and BB/9 (5.5) while recording a career-low 7.4 SO/9...trained with the intention of becoming a starting pitcher leading into spring training, but ultimately opened the season in the Rangers' bullpen...went 0-3, 7.82 (11 ER/12.2 IP) in 9 G/2 GS in spring 'A' games.

ROUND ROCK: Appeared in 8 G on option at Round Rock (AAA) from 4/25-5/20, going 1-1 with a 2.00 ERA (2 ER/9.0 IP) and 4 BB/14 SO...allowed runs in just one of 8 G...opponents batted .265 (9-34) with zero XBH.

INJURY: Placed on the 10-day DL on 6/15 with a right elbow strain...transferred to 60-day DL on 7/8...after attempting a throwing program, had season-ending surgery on 9/19 performed by Dr. Keith Meister to repair a partially torn ulnar collateral ligament in his right elbow...began rehab immediately and is expected to be ready in the 2nd half of 2019.

POSTSEASON: Allowed one unearned run over 3.2 innings in a pair of relief appearances vs. TOR in the 2016 ALDS...worked a scoreless 8th inning in a 5-3 loss in Game 2...took the loss in a series-ending, 7-6 loss in Game 3, permitting an unearned run in the 10th inning...whiffed each of the 1st 4 batters faced and 5 total, highest single-game total by a Texas reliever in team postseason history.

I MADE IT: Made ML debut on 5/13/16 vs. TOR, whiffing 2015 A.L. MVP Josh Donaldson for his first ML strikeout (1st BF) and then induced pop outs from Jose Bautista and Edwin Encarnacion...was the 1st former number one overall selection in the June draft to make his ML debut as a pitcher after having been drafted as a position player...was also the oldest no. 1 pick at the time of his debut (30.095)...it had been 11 years, 340 days from the date he was drafted (6/7/04) to his ML debut, surpassing Josh Hamilton (7 years, 302 days) for the longest such stretch of that kind...his 0.941 WHIP is the 3rd-lowest in baseball history by a pitcher 30-or-older with 40+ appearances in his 1st major league season, higher than only Seung-hwan Oh (0.916 for 2016 Cardinals) and Takashi Saito (0.906 for 2006 Dodgers), and lowest for any such pitcher in A.L. history...is just the 7th pitcher in MLB history with 57+ appearances in each of his 1st 2 ML seasons, both at age 30-or-older.

2017: Despite being sidelined by a pair of health issues, still ranked 2nd on the staff in games (57), games finished (22), and saves (10) in his sophomore season...posted a 3.78 ERA that was over one-and-a-quarter runs higher than 2016 (2.48)...his 10.0 SO/9 was an improvement over his rookie season (8.9), but had higher BB/9 (3.3), HR/9 (1.2) and WHIP (1.452), with the WHIP figure being over 500 points higher than 2016 (0.941)...was the club's closer for a period of 2 months in the 1st half and went 10-for-15 in save chances, with team-high 5 blown saves ranking T10th-most in A.L....served as club's primary closer from late April through end of June...converted 8 of 9 chances from 4/23-6/13, but was 2-for-last-5 in save tries, with last save chance being blown save on 6/30 at CWS...allowed runs in 2 of 1st 3 outings, then had a 0.00 ERA (2 R-0 ER/15.0 IP) over 16 outings from 4/16-5/30 to lower season figure to 0.96...final 38 outings beg. 5/31: 5.35 ERA (20 ER/33.2 IP), .297/.370/.493/.863 opp. slash with 6 HR allowed...had an injection in his right AC joint on 4/12 and did not pitch 4/10-15...was on the disabled list from 8/21-9/9 with a right knee MCL sprain suffered in a collision with Joey Gallo while catching a popup on 8/20 vs. CWS...**2016:** Ranked among the A.L. relief leaders in opp. OPS (4th, .525), wins (T5th, 7), opp. SLG (7th, .281), opp. OBP (8th, .244), WHIP (9th, 0.941), holds (10th, 22), ERA (15th, 2.48) in his 1st major league action...the 7

FRONT OFFICE

COACHES

BUSH

2018 REVIEW

OPONENTS

RECORDS

DEVELOPMENT

MEDIA



BUSH CONTINUED

relief wins tied Tony Barnette (and Keone Kela in 2015) for 4th-most by a rookie in Texas history, trailing only Danny Patterson (10 in 1997), Jeff Zimmerman (9 in 1999), and Mitch Williams (8 in 1986)...his 22 holds were 2nd among Rangers (Diekmann-26)...averaged 8.90 SO per 9.0 innings, 5th-best ever by a qualifying rookie reliever for Texas...his 15 games finished were T3rd-most on the Texas staff...entered all appearances in the 7th-or-later...entered game with Texas ahead or tied in 45 of 58 outings...had contract purchased from Frisco on 5/13 and posted 1.02 ERA (2 ER/17.2 IP) over 1st 19 ML outings through 6/22...gave up career-high 4 R and 2 HR in blown save on 7/27 vs. OAK...beginning 8/24, compiled 1.40 ERA (3 ER/19.1 IP) in last 17 appearances, including 11.1 scoreless innings in last 10 outings starting 9/9...pitched twice in big league spring games for Texas, both in Surprise: 3/23 vs. CHC (2.0 IP, 1 BB, 2 SO, 25 pitches) and 3/27 vs. ARI (1.0 IP, 1 H, 0 R, 1 BB, 1 SO, 20 pitches)...went 0-2, 2.65 (5 ER/17.0 IP) with 0.765 WHIP in 12 relief appearances with Frisco (AA), converting all 5 save chances in his first regular season action since 2011...**2012-15:** Was in Tampa Bay's 2012 spring training camp, tossing 4.2 scoreless innings over 4 relief appearances in major league camp...last outing was 3/16/12 at TOR, retiring all 3 batters faced...spent entire campaign on Rays restricted list and was released on 10/5/12...sentenced to 4 years and 3 months in prison on 12/18/12 after pleading no contest to driving under the influence with serious bodily injury pertaining to incident on 3/22/12 in Port Charlotte, FL...released from the Hamilton Correctional Institution in Jasper, FL on 10/30/15...**2011:** Recorded the 3rd-most strikeouts among Southern League relievers (77 SO/50.1 IP)...posted a 13.8 SO/9 rate, recording multiple strikeouts in 23 of 36 appearances...over final 19 appearances beginning 6/15, had a 2.63 ERA (8 ER/27.1 IP) and .184/.259/.296/.555 opponent slash line...**2010:** Signed with the Rays on 1/25 and spent the next 2 months at the Winning Inning Baseball Academy in Clearwater, FL where he was employed, worked out, and lived...was limited to 10 relief appearances with Gulf Coast Rays and Charlotte during the season due to multiple disabled list stints...was on disabled list 5/7-31 (right arm soreness), 6/20-8/13 (left oblique strain), and 8/20-end of season (right biceps inflammation)...after the season underwent surgery on his right radial nerve (upper arm) by Dr. Koco Eaton in St. Petersburg...added to the Rays' 40-man roster following the season...**2009:** Acquired by Toronto from San Diego in exchange for future considerations on 2/10...released from Toronto's minor league camp on 3/31 for failing to

comply with team guidelines...**2008:** Missed entire season while recovering from 'Tommy John' ligament transplant surgery in August 2007...**2007:** Converted to the mound mid-way through his 4th professional season...started the season with Lake Elsinore and played his final game at shortstop on 5/30, batting .219 (158-722) with 3 HR in 206 minor league games at shortstop...had more errors (76) than RBI (70)...worked under Lake Elsinore pitching coach Steve Webber and did not appear in an official game on the mound until 6/22 vs. AZL Mariners (1.0 IP, 2 SO)...whiffed 16 of 29 batters faced in 6 appearances with AZL Padres...promoted to Low-A Fort Wayne on 8/7...faced 2 batters in Fort Wayne debut on 8/9 at Burlington before tearing ulnar collateral ligament in right elbow...**2006:** Went to major league spring training with the Padres...was sent to minor league camp on 3/13 and broke his left ankle with one week left in camp...returned to the field on 6/22, but was hampered by a lingering hamstring injury...was on disabled list, 7/11-7/20 and 7/23-9/6, with left hamstring strain...was cited by *Baseball America* as the Best Infield Arm in the Padres organization...**2005:** Spent 1st full professional season with Fort Wayne...**2005:** Combined to bat .192 (19- 99) over 29 G with AZL Padres and Eugene.

COMMUNITY: Participated in holiday hospital visits in 2017-18...has attended the Rangers Winter Caravan and Fan Fest...also took part in the 2017 Cowboy Santas Toy Drive finale event at Globe Life Park in Arlington.

AMATEUR/PERSONAL: Matthew Brian Bush...married the former Mary Claire Johnston on 11/18/17...signed by Padres scout Tim McWilliams...batted .450 (55-123) with 11 doubles, one triple, 11 HR, 35 RBI and 12 SB in his senior season at Mission Bay (CA) High School, leading the Buccaneers to a 2nd San Diego Section Division III championship in 3 years...split his time between shortstop and the mound, where he compiled a 9-1 record with a 0.42 ERA (5 ER/66.0 IP) and 91 strikeouts as a pitcher...set several state records during his prep career at Mission Bay, including hits (211) and runs scored (196)...also finished with 24 career homers...was first team All-America as a senior and a second team selection following his junior season after batting .458 (54-118) with 8 HR, 34 RBI and 21 SB...named the Best Defensive Infielder and Best Arm among high school eligible players in *Baseball America's* annual Best Tools survey of the top 100 prospects entering the draft.



BUSH CONTINUED

FRONT OFFICE

COACHES

BUSH

2018 REVIEW

OPONENTS

RECORDS

DEVELOPMENT

MEDIA

CAREER BATTING RECORD

YEAR	CLUB	AVG	G	AB	R	H	TB	2B	3B	HR	RBI	SH	SF	BB-I	SO	SB	CS	HP	GDP	OBP	SLG
2004	AZL Padres—1	.181	21	72	12	13	17	2	1	0	10	2	1	11-0	17	4	1	2	2	.302	.236
	Eugene	.222	8	27	1	6	8	2	0	0	3	2	0	2-0	9	0	0	0	0	.276	.296
2005	Fort Wayne	.221	126	453	56	100	125	13	3	2	32	1	3	33-1	76	8	4	5	15	.279	.276
2006	Fort Wayne	.268	21	71	8	19	22	3	0	0	7	0	0	6-0	13	2	1	1	2	.333	.310
	AZL Padres	.000	1	1	1	0	0	0	0	0	1	0	0	3-0	0	0	0	0	0	.750	.000
2007	Lake Elsinore	.204	29	98	8	20	27	2	1	1	17	0	2	16-0	21	1	0	0	3	.310	.276
MINOR TOTALS		.219	206	722	86	158	199	22	5	3	70	5	6	71-1	136	15	6	8	22	.294	.276

CAREER PITCHING RECORD

YEAR	CLUB	W-L	ERA	G	GS	CG	SHO	SV	IP	H	R	ER	HR	HB	BB-I	SO	WP	BK	AVG
2007	AZL Padres	1-0	1.23	6	0	0	0	0	7.1	5	1	1	0	1	2-0	16	0	0	.192
	Fort Wayne	0-0	0.00	1	0	0	0	0	0.1	0	0	0	0	0	0-0	0	0	0	.000
2008									INJURED - DID NOT PITCH										
2009	—2,3								DID NOT PITCH										
2010	GCL Rays—4	1-0	1.69	4	1	0	0	0	5.1	2	1	1	0	1	1-0	8	1	0	.100
	Charlotte	0-0	4.32	6	0	0	0	1	8.1	7	4	4	1	0	2-0	12	1	0	.219
2011	Montgomery	5-3	4.83	36	0	0	0	5	50.1	48	28	27	5	2	24-4	77	6	0	.251
2012	—5,6								DID NOT PITCH										
2016	Frisco—7	0-2	2.65	12	0	0	0	5	17.0	9	5	5	2	1	4-0	18	2	0	.158
	Texas	7-2	2.48	58	0	0	0	1	61.2	44	18	17	4	1	14-0	61	2	0	.196
2017	Texas—8	3-4	3.78	57	0	0	0	10	52.1	57	30	22	7	4	19-0	58	2	0	.264
2018	Texas—9,10	0-0	4.70	21	0	0	0	0	23.0	23	13	12	3	2	14-0	19	1	0	.256
	Round Rock	1-1	2.00	8	0	0	0	0	9.0	9	2	2	0	0	4-0	14	1	0	.265
MAJOR TOTALS		10-6	3.35	136	0	0	0	11	137.0	124	61	51	14	7	47-0	138	5	0	.234
MINOR TOTALS		8-6	3.69	73	1	0	0	11	97.2	80	41	40	8	5	37-4	145	11	0	.222

* Led league # Tied for league lead

- 1- Selected by San Diego in the 1st round (1st overall) of the 2004 June draft...signed by Tim McWilliams.
- 2- Acquired by Toronto from San Diego in exchange for cash considerations on Feb. 10, 2009.
- 3- Released by Toronto on April 3, 2009.
- 4- Signed by Tampa Bay as a minor league free agent on Jan. 25, 2010.
- 5- On MLB Restricted List, March 27-Oct. 1, 2012.
- 6- Released by Tampa Bay on Oct. 5, 2012.
- 7- Signed by Texas as a minor league free agent on Dec. 18, 2015.
- 8- On disabled list, Aug. 21-Sept. 9, 2017, with MCL sprain in right knee.
- 9- On disabled list, June 14, 2018-end of season, with right elbow strain.
- 10- Signed by Texas as a minor league free agent on Dec. 17, 2018.

POSTSEASON RECORD

SERIES	CLUB	W-L	ERA	G	GS	CG	SHO	SV	IP	H	R	ER	HR	HB	BB-I	SO	WP	BK	AVG
2016 ALDS	TEX vs. TOR	0-1	0.00	2	0	0	0	0	3.2	1	1	0	0	1	2-1	6	0	0	.083

CAREER FIELDING


P	PCT	G	PO	A	E	TC	DP
Totals	.939	136	13	18	2	33	1

+
+
+
+
+
+
+
+
+
+

CAREER HIGHS

- Innings: 2.2, May 24, 2018 vs. KC
- Strikeouts: 3, 4x, last April 16, 2017 at SEA
- Walks: 2, 6x, last March 31, 2018 vs. HOU
- Winning Streak: 6, July 30, 2016-May 5, 2017
- Losing Streak: 4, June 7-30, 2017





ASDRÚBAL CABRERA

S	R	BORN	Nov. 13, 1985 in Puerto La Cruz, Venezuela
BATS	THROWS	RESIDES	Anzoátegui, Venezuela
6'0"	205	ACQUIRED	Signed as a free agent on Jan. 24, 2019
HEIGHT	WEIGHT	CONTRACT STATUS	Signed through 2019
33	OPENING DAY AGE	SERVICE TIME	11.027
		OPTIONS USED	1/3

INF #14

CAREER: First name is pronounced as-DROO-bull...a two-time All-Star (2011, 2012), the switch-hitter signed with the Rangers as a free agent in January, and the 33-year-old veteran infielder is in his first season with Texas after spending the bulk of the past three years with the Mets...had some of his most productive years with the Mets...batting .279 with a .803 OPS figure for New York-NL from 2016-18 before a late-July trade to Philadelphia for the final two months of last season...entering his 13th big league campaign, he ranks 15th in MLB with 346 doubles since making his debut in 2007 at the age of 21...selected 2011 Silver Slugger Award winner as shortstop with the Indians...primarily a shortstop throughout his major league career, he has also seen significant time at second base, and has made 52 starts at third base in 2017-18...recorded 14th unassisted triple play in MLB history on 5/12/08 vs. TOR (G2)...originally signed by Seattle in 2002, the Venezuela native has over 1500 games in the majors with Cleveland (2007-14), Washington (2014), Tampa Bay (2015), New York-NL (2016-18), and Philadelphia (2018).

POSTSEASON: Has played for 4 different clubs in the postseason: 2007 CLE, 2013 CLE, 2014 WAS, 2016 NYM...fell on losing end of Wild Card games in both 2013 and 2016...has composite .206/.236/.309/.545 (14-68) slash in the playoffs with 2 HR and 8 RBI...started all 4 G in Nats' 2014 NLDS loss vs. SF...hit HR off Giants' Hunter Strickland in G1...started all 11 G in CLE's postseason run in 2007, hitting HR off Chien-Ming Wang in ALDS G1 vs. NYY...HR came at age of 21.325, which remains 6th-youngest among A.L. players all-time.

2018: Combined to bat .262/.316/.458/.774 (143-546) with 23 HR, 36 2B, and 75 RBI in 147 G for NYM and PHI...the 36 2B ranked 10th in the N.L., and he tied a career high with 60 XBH (also 2011)...posted 2nd-most doubles, RBI, and total bases (250) of his career, as well as 3rd-best SLG...his 23 HR tied 2nd-highest figure in any season (25 in 2011)...had 19 go-ahead RBI, 2nd-most of his career, (26 in 2011)...posted 7 HR and 13 RBI in 18 G vs. Miami, most HR he has ever hit against one opponent in a season.

NEW YORK-NL: At the time of the trade to PHI on 7/27, ranked 17th in the N.L. with 33 multi-hit games, and was just outside of the league's top 10 in several other offensive categories...led NYM qualifiers with a .488 SLG and ranked 2nd with .817 OPS...was one of 9 MLB players with at least 5 HR and 17 RBI in both March/April and May, joining J. Baez, M. Betts, B. Harper, A. Judge, M. Machado, J.D. Martinez, T. Story, and M. Trout...had 11-G hit streak from 3/31-4/13, tied for longest by a Met in '18...

finished the 1st 'half' with 52 RBI, highest total prior to the All-Star break in his career (51 w/ CLE in 2011) and joining Edgardo Alfonso (58 in 2000, 55 in 1999) as only Mets 2nd basemen with 50+ RBI at the break...in final game w/ NYM on 7/26 at PIT, went 3-for-5 with 2 2B, HR, and 4 RBI, matching career high with 3 XBH (3rd time).

PHILADELPHIA: Batted .228/.286/.392/.678 in 49 G for the Phillies to finish the season...18 of 39 hits w/ PHI were XBH...batted .324 (11-34) with RISP...played 9 G against the Mets after the trade...hit home runs in consecutive games 8/4-5 vs. MIA, his 1st 2 HR w/ PHI...recorded 1500th career hit on 8/7 at ARI, a double in the 8th inning off Jake Diekmann...hit 5th career walk-off HR on 8/31 vs. CHC, a 10th-inning blast off Steve Cishek.

2017: Posted 4th-highest OPS of his career (.785) with 2nd-best BB total (50) of his career (52 BB in 2012)...on DL 5/14-25 and 6/13-23 with sprained left thumb...hit .307 (77-251) with 21 2B, 6 HR and 35 RBI in 72 G after the All-Star break, including .366 (41-112) in final 34 G...that .366 figure was 6th-best in MLB, 3rd in N.L. from 8/25-end of season...posted 11-G hit streak, 9/4-17...had .392 BA (49-125) vs. LHP, 2nd-best in N.L. vs. lefties and (100+ AB) behind Nolan Arenado (420) and 3rd in MLB...team-high 14 G of 3+ hits...had 44 G at 3rd base, including 1st career start there on 7/22 vs. OAK...had 17 G vs. PHI: .406 (28-69), 4 HR, 13 RBI...homedered twice off John Lackey on 6/12 vs. CHC...pinch 2-R HR, 9/17 at ATL, 2nd pinch HR of his career...**2016:** Produced career highs in SLG (.474) and OPS (.810) in his 1st season with NYM...his 23 HR were most since 2011 (25) and remain T2nd-most in his career...hit 22 HR as a SS (one as pinch-hitter on 9/1 vs. MIA) to set a Mets franchise record at the position (prev. 19 by José Reyes in 2006)...hit 18 HR at Citi Field, which remain 2nd-most in park history (19 by Lucas Duda in 2015)...had multi-HR games both 7/1 vs. CHC and 8/26 vs. PHI, hitting HR from both sides of the plate in the latter contest...selected N.L. Player of the Week for 8/22-28...ranked 2nd in N.L. with .986 (7 E/511 TC) fielding pct. at SS...**2015:** In lone season in TB, recorded 1000th career hit on 5/13 vs. NYY and 500th career RBI on 9/20 vs. BAL...ranked 3rd among Rays in hits (134), 2B (28), R (66), and RBI (58), and was 4th w/ 15 HR...**2014:** Spent bulk of year with CLE before he was traded to WAS on 7/31...combined to slash .241/.307/.387/.694 in 146 G...had .995 fielding pct. (1 E/206 TC) at 2nd base after the trade, this after not playing the position since 2009...**2013:** In final full season with the Tribe, ranked 2nd among AL SS with 14 HR, behind BAL's J.J. Hardy (25), and ranked 5th with 60 RBI...missed 19 G due to right quad strain sustained 6/3 at NYY running out a ground ball...the quad



CABRERA CONTINUED

FRONT OFFICE

COACHES

CABRERA

2018 REVIEW

OPONENTS

RECORDS

DEVELOPMENT

MEDIA

had bothered him for much of May...played for Venezuela in 2013 World Baseball Classic, starting all 3 G...**2012:** Selected to A.L. All-Star team for a 2nd straight year and went 0-for-1 w/ BB as PH-SS in league's loss in KC...1st among A.L. SS in SLG (.425) and OPS (.765), T1st in 2B and 2nd in HR...on 6/19 vs. CIN, hit 2nd career walkoff HR in 10th inning off Aroldis Chapman...limited to 22 G in Sept./Oct. due to soreness in right wrist/hand...played 11 G for Caracas in Venezuelan Winter League...**2011:** Set career highs in hits (165), runs (87), HR (25), RBI (92), and TB (278)...selected to his 1st All-Star team, and went 0-for-2 as starting SS in A.L.'s loss in Arizona...earned lone career Silver Slugger Award and was named to *Sporting News* A.L. All-Star squad after the season...paced A.L. SS in RBI and was T1st in hits...**2010:** Was on DL for 2 months from 5/19-7/20 with a fractured left forearm suffered 5/17 at TB when colliding with 3B Jonny Peralta on a shift against Hank Blalock...on 8/28 vs. KC, hit walkoff HR in 10th inning off Jesse Chavez...**2009:** Set career high with 42 doubles, and also posted personal bests with a .308 BA and .361 OBP...the 42 2B were T11th in the A.L....spent most of June on the DL with a left shoulder subluxation, missing 22 G after suffering the injury on the bases 6/2 at MIN...**2008:** Made the Opening Day roster for the 1st time, but was optioned to Buffalo on 6/9 after batting .184 (29-158)...recalled at AS break and batted .320 (62-194) the rest of the way...2nd in A.L. w/ 11 SH...on 5/12 vs. TOR (G2), recorded the 14th unassisted

triple play in ML history...while playing 2B, Cabrera made a diving catch of a Lyle Overbay liner on a double steal... he stepped on 2B to retire Kevin Mench and tagged out Marco Scutaro...**2007:** MLB debut on 8/8 at CWS...1st hit was a double off Mike Mussina on 8/11 vs. NYY, and 1st HR was 8/18 at TB off Jason Hammel...named Indians Minor League Player of the Year (Lou Boudreau Award) by the club's baseball operations department, as well as USA Today...named to the Topps Double-A All-Star Team... began the year with Double-A Akron and led the Eastern League with 78 runs at the time of his 7/30 promotion to Buffalo...combined to score 114 runs between the minors and majors...**2006:** Began the season with Triple-A Tacoma (Mariners), where he was the youngest player (20) in the Pacific Coast League...was traded to CLE on 6/30 for 1B Eduardo Perez...played SS exclusively for both Tacoma and Buffalo...**2005:** Advanced from Wisconsin (A) to Tacoma, playing SS, 2B, and 3B...named Best Defensive Second Baseman by Midwest League managers...ranked the no. 6 prospect in the Mariners system by *Baseball America* after the season.

PERSONAL: Asdrúbal Jose Cabrera...he and his wife, Lismar, have two children: son Meyer and daughter Ashley... graduated from Placida Maneiro High School (VZ)...during the 2007 season, in which the Indians went to the playoffs, he wore a necklace made by his wife...Asdrubal Sr. was a truck driver and a talented basketball player.

CAREER RECORD

YEAR	CLUB	AVG	G	AB	R	H	TB	2B	3B	HR	RBI	SH	SF	BB-1	SO	SB	CS	HP	GDP	OBP	SLG
2003	VZL Mariners—1	.283	55	198	31	56	76	12	4	0	29	3	1	16-0	31	5	5	0	0	.367	.384
2004	Everett	.272	63	239	44	65	102	16	3	5	41	7	5	21-1	43	7	5	2	3	.330	.427
2005	Wisconsin	.318	51	192	26	61	91	12	3	4	30	2	3	30-1	32	2	6	1	6	.407	.474
	Inland Empire	.284	55	225	31	64	94	15	6	1	26	1	3	15-0	47	3	1	0	8	.325	.418
	Tacoma	.217	6	23	4	5	7	0	1	0	3	1	0	1-0	4	0	0	0	1	.250	.304
2006	Tacoma	.236	60	203	27	48	73	12	2	3	22	1	2	24-1	51	7	5	3	4	.323	.360
	Buffalo—2	.263	52	190	26	50	64	11	0	1	14	4	6	8-0	39	5	4	3	4	.295	.337
2007	Akron	.310	96	368	78	114	167	23	3	8	54	2	7	45-0	42	23	7	3	8	.383	.454
	Buffalo	.316	9	38	6	12	15	3	0	0	3	0	0	2-0	8	2	0	1	1	.350	.395
	Cleveland	.283	45	159	30	45	67	9	2	3	22	5	3	17-0	29	0	0	2	7	.354	.421
2008	Cleveland	.259	114	352	48	91	129	20	0	6	47	11	5	46-2	77	4	4	8	8	.346	.366
	Buffalo	.326	34	141	25	46	67	7	1	4	13	0	0	7-1	25	2	2	4	1	.375	.475
2009	Cleveland—3	.308	131	523	81	161	229	42	4	6	68	10	3	44-1	89	17	4	1	13	.361	.438
	Akron	.250	4	16	5	4	5	1	0	0	0	0	0	1-0	2	2	0	1	0	.333	.313
2010	Cleveland—4	.276	97	381	39	105	132	16	1	3	29	11	3	25-0	60	6	4	5	10	.326	.346
	Mahoning Valley	.333	2	6	0	2	3	1	0	0	2	0	0	1-0	1	0	0	0	0	.429	.500
	Akron	.357	4	14	4	5	10	2	0	1	1	0	0	3-0	3	2	0	0	0	.471	.714
2011	Cleveland	.273	151	604	87	165	278	32	3	25	92	4	4	44-5	119	17	5	11	10	.332	.460
2012	Cleveland—5	.270	143	555	70	150	235	35	1	16	68	1	2	52-3	99	9	4	6	18	.338	.423
2013	Cleveland—6	.242	136	508	66	123	204	35	2	14	64	6	5	35-1	114	9	3	8	10	.299	.402
2014	Cleveland	.246	97	378	54	93	146	22	2	9	40	0	4	27-1	79	7	2	7	11	.305	.386
	Washington—7	.229	49	175	20	40	68	9	2	5	21	1	2	22-1	29	3	0	0	4	.312	.389
2015	Tampa Bay—8	.265	143	505	66	134	217	28	5	15	58	1	6	36-4	107	6	3	3	14	.315	.430
2016	New York-NL-9, 10, 28	.280	141	521	65	146	247	30	1	23	62	0	2	38-3	103	5	1	7	14	.336	.474
	St. Lucie	.333	2	6	2	2	4	2	0	0	2	0	1	0-0	2	0	0	0	0	.286	.667
2017	New York-NL-11, 12, 28	.300	135	479	66	134	208	32	0	14	59	1	5	50-1	83	3	2	5	19	.351	.434
	Binghamton	.400	2	5	0	2	2	0	0	0	0	0	0	0-0	0	0	0	0	1	.400	.400
	St. Lucie	.375	2	8	1	3	3	0	0	0	1	0	0	0-0	0	0	0	0	1	.375	.375
2018	New York-NL	.277	98	375	48	104	183	23	1	18	58	0	2	29-1	81	0	0	1	12	.329	.488
	Philadelphia-13, 14, 22	.228	49	171	20	39	67	13	0	5	17	0	0	12-0	38	0	2	4	2	.286	.392
MAJOR TOTALS		.269	1529	5686	760	1530	2410	346	24	162	705	51	46	477-23	1107	84	32	62	154	.330	.424
MINOR TOTALS		.288	497	1872	310	539	783	117	23	27	241	21	28	174-4	330	60	35	17	38	.351	.418

* Led league # Tied for league lead



CABRERA CONTINUED

- 1- Signed by Seattle as a non-drafted free agent on Aug. 26, 2002...signed by Emilio Carrasquel.
- 2- Acquired by Cleveland from Seattle in exchange for INF Eduardo Perez on June 30, 2006.
- 3- On disabled list, June 3-28, 2009, with left shoulder sprain.
- 4- On disabled list, May 19-July 20, 2010, with left forearm fracture...included rehab assignment with Mahoning Valley, July 12-13, and Akron, July 14-20.
- 5- On Bereavement List, April 16-23, 2012.
- 6- On disabled list, June 4-26, 2013, with right quadriceps strain.
- 7- Acquired by Washington from Cleveland in exchange for INF Zach Walters on July 31, 2014.
- 8- Signed by Tampa Bay as a free agent on Jan. 10, 2015.
- 9- Signed by New York-NL as a free agent on Dec. 11, 2015.
- 10- On disabled list, Aug. 1-19, 2016, with strained patella tendon in left knee...included rehab assignment with St. Lucie, Aug. 16-19.
- 11- On disabled list, May 14-25, 2017, with left thumb sprain...included rehab assignment with Binghamton, May 23-25.
- 12- On disabled list, June 13-23, 2017, with left thumb sprain...included rehab assignment with St. Lucie, June 20-23.
- 13- Acquired by Philadelphia from New York-NL in exchange for RHP Franklyn Kilome on July 27, 2018.
- 14- Signed by Texas as a free agent on Jan. 24, 2019.

POSTSEASON RECORD

SERIES	CLUB	AVG	G	AB	R	H	TB	2B	3B	HR	RBI	SH	SF	BB-I	SO	SB	CS	HP	GDP	OBP	SLG
2007 ALDS	CLE vs. NYY	.176	4	17	3	3	6	0	0	1	2	3	0	1-0	4	0	0	0	2	.222	.353
2007 ALCS	CLE vs. BOS	.241	7	29	2	7	7	0	0	0	4	0	1	1-0	8	0	0	0	0	.258	.241
2013 ALWC	CLE vs. TB	.000	1	4	0	0	0	0	0	0	0	0	0	0-0	1	0	0	0	1	.000	.000
2014 NLDS	WAS vs. SF	.000	4	15	2	3	7	1	0	1	2	0	0	0-0	5	0	0	0	0	.200	.467
2016 NLWC	NYM vs. SF	.333	1	3	0	1	1	0	0	0	0	0	0	1-0	0	0	0	0	0	.500	.333
WC TOTALS		.143	2	7	0	1	0	0	0	0	0	0	0	1-0	1	0	0	0	1	.250	.143
LDS TOTALS		.188	8	32	5	4	13	1	0	2	4	3	0	1-0	9	0	0	0	2	.212	.406
LCS TOTALS		.241	7	29	2	7	7	0	0	0	4	0	1	1-0	8	0	0	0	0	.258	.241
POSTSEASON TOTALS		.206	17	68	7	14	21	1	0	2	8	3	1	3-0	18	0	0	0	3	.236	.309

ALL-STAR GAME RECORD

YEAR	CLUB	AVG	G	AB	R	H	TB	2B	3B	HR	RBI	SH	SF	BB-I	SO	SB	CS	HP	GDP	OBP	SLG
2011	NL, Arizona	.000	1	2	0	0	0	0	0	0	0	0	0	0-0	1	0	0	0	0	.000	.000
2012	NL, Kansas City	.000	1	1	0	0	0	0	0	0	0	0	0	1-0	1	0	0	0	0	.500	.000
ASG TOTALS		.000	2	3	0	0	0	0	0	0	0	0	0	1-0	2	0	0	0	0	.250	.000

WORLD BASEBALL CLASSIC RECORD

YEAR	CLUB	AVG	G	AB	R	H	TB	2B	3B	HR	RBI	SH	SF	BB-I	SO	SB	CS	HP	GDP	OBP	SLG
2013	Venezuela	.125	3	8	1	1	1	0	0	0	0	0	0	2-0	3	0	0	1	0	.364	.125

CAREER FIELDING

SS	PCT	G	PO	A	E	TC	DP
2007	1.000	7	8	21	0	29	5
2008	.951	20	38	59	5	102	17
2009	.980	100	143	288	9	440	75
2010	.972	95	148	271	12	431	73
2011	.976	151	216	386	15	617	78
2012	.971	136	223	408	19	650	99
2013	.982	129	180	314	9	503	70
2014	.964	93	115	255	14	384	57
2015	.980	136	150	284	9	443	51
2016	.986	135	175	329	7	511	77
2017	.940	45	49	124	11	184	31
2018	.988	31	20	59	1	80	18
Totals	.975	1078	1465	2798	111	4374	651

2B	PCT	G	PO	A	E	TC	DP
2007	.995	40	70	119	1	190	28
2008	.994	94	202	281	3	486	83
2009	.993	28	59	82	1	142	30
2014	.995	48	73	132	1	206	29
2017	1.000	32	60	85	0	145	23
2018	.986	92	155	203	5	363	57
Totals	.993	334	619	902	11	1532	25

3B	PCT	G	PO	A	E	TC	DP
2007	1.000	1	0	1	0	1	0
2017	.931	44	19	62	6	87	6
2018	1.000	22	12	22	0	34	1
Totals	.951	67	31	85	6	122	7

CAREER HIGHS

- Hits:** 5, May 22, 2011 vs. CIN
- Runs:** 4, 2x, last July 24, 2013 at SEA
- Doubles:** 3, June 1, 2011 at TOR
- Triples:** 1, 24x, last May 4, 2018 vs. COL
- Home Runs:** 2, 8x, last May 29, 2018 at ATL
- RBI:** 5, 3x, last Sept. 22, 2011 vs. CWS
- Walks:** 3, 5x, last July 3, 2018 at TOR
- Stolen Bases:** 2, 10x, last April 28, 2017 at WAS
- Hitting Streak:** 12, 2x, last May 25-June 10, 2012

GRAND SLAMS (3)

- April 18, 2009 at NYY (Claggett)
- Sept. 30, 2012 vs. KC (Teaford)
- Sept. 25, 2016 vs. PHI (Herrmann)

GAME-ENDING HR (5)

- Aug. 28, 2010 vs. KC (Chavez)
- June 19, 2012 vs. CIN (Chapman)
- Sept. 22, 2016 vs. PHI (Ramos)
- June 4, 2014 vs. BOS (Mujica)
- Aug. 31, 2018 vs. CHC (Cishek)

MULTI-HR GAMES (8)

- May 22, 2011 vs. CIN
- Aug. 1, 2011 at BOS
- May 6, 2013 vs. OAK
- July 1, 2016 vs. CHC
- Aug. 26, 2016 vs. PHI
- June 12, 2017 vs. CHC
- April 10, 2018 at MIA
- May 29, 2018 at ATL

PINCH-HIT HR (3)

- Sept. 17, 2017 at ATL (Ramirez)
- Sept. 1, 2016 vs. MIA (Rodney)
- May 20, 2018 vs. ARI (De La Rosa)



WILLIE CALHOUN



OF #5

TWITTER • @11WillieCalhoun

L
BATS

R
THROWS

BORN • Nov. 4, 1994 in Vallejo, CA

RESIDES • Benecia, CA

5'8"
HEIGHT

200^{lb}
WEIGHT

ACQUIRED • In a 4-player trade with Los Angeles-NL on July 31, 2017

CONTRACT STATUS • Signed through 2019

24
OPENING DAY AGE

SERVICE TIME • 0.075 **OPTIONS USED** • 1/3

FRONT OFFICE

COACHES

CALHOUN

2018 REVIEW

OPPONENTS

RECORDS

DEVELOPMENT

MEDIA

CAREER: Calhoun enters his second full season in the Texas organization seeking his first extended action at the Big League level...spent the majority of the offseason working out at the Rangers Youth Academy in Dallas in preparation for the 2019 season...the 24-year-old has exhausted his eligibility for prospect rankings, but was considered one of the club's top prospects and landed among the top 50 in several MLB lists in previous offseasons...has spent the bulk of the last 2 seasons at the Triple-A level, posting a .297/.353/.505/.858 slash line with 40 HR and 140 RBI...was acquired from the Los Angeles Dodgers at the 2017 trade deadline in a deal for Yu Darvish...selected by the Los Angeles Dodgers in the 4th round of the 2015 June Draft out of Yavapai Junior College in Prescott, AZ.

2018: Saw action in 35 games/26 starts for Texas in his 2nd straight season with big league time, setting career highs in most categories...had 2 stints with the Rangers: 7/20-8/15 and 9/4-end of season...hit .192 (5-26) in 1st 8 G through 7/27 after he was called up on 7/20 when Nomar Mazara went on the DL...batted .326 (14-43) over final 14 G of 1st stint (optioned on 8/16 when Mazara was activated) to bring season BA to .275...went 3-for-30 in 13 G/8 GS in September...his 26 starts came in LF (25) and as DH (1)...had a .950 (2 E/40 TC) fielding pct. in LF...was 7-for-21 (.333) with RISP and batted .192 (15-78) in all other at-bats...went 3-for-9 as a pinch-hitter, posting tie-breaking RBI single on 7/30 at ARI and 2-out RBI single on 9/19 vs. TB.

ROUND ROCK: Played 108 games at Round Rock (AAA), compiling a .294/.351/.431/.782 slash line...ranked among Pacific Coast League leaders in PA/SO (5th, 10.00) and doubles (T5th, 32)...batted .229/.308/.365/.673 in 25 games in April, but slashed .332/.379/.471/.850 over next 69 games leading into initial stint with Texas on 7/20...hit .214/.290/.339/.630 with the Express from 8/18 to the end of the minor league season.

2017: Was acquired from the Dodgers at the trade deadline and made his major league debut in September...did not join club following the conclusion of Round Rock's season, but had contract purchased on 9/12 while working out at the team facility in Arizona...was 9-for-34 (.265) in his 1st major league action,

starting 9 of the club's final 19 contests and appearing in 13 games overall...collected RBI in 1st ML PA on 9/12 vs. SEA off Marco Gonzales...1st ML HR on 9/27 vs. HOU (off Justin Verlander), also 1st career multi-hit game...spent the majority of the season at Oklahoma City (AAA) in the Dodgers organization and also logged time at Round Rock following the trade...was named to the Pacific Coast League Postseason All-Star Team, along with spots on the Yahoo! Sports All-Minor League Team and *Baseball America's* Minor League All-Star Second Team...combined to bat .300 (146-486) with 27 2B, 6 3B, 31 HR, and 93 RBI over 128 G with Round Rock and Oklahoma City...entered the season as the 9th-youngest player in the PCL...finished the season ranked among the PCL leaders in total bases (2nd, 278), extra-base hits (3rd, 64), home runs (T4th, 31), and RBI (5th, 93)...was the 9th-toughest batter to strikeout in the PCL, averaging a strikeout every 8.0 at-bats...**2016:** Selected as Texas League mid- and post-season All-Star at Tulsa (AA)...led the league in RBI (88) and total bases (236), and ranked among the league leaders in homers (2nd, 27), extra-base hits (T3rd, 53) and hits (9th, 128)...participated in the Sirius XM All-Star Futures Game and was also named a MiLB.com Organizational All-Star...honored as Texas League Player of the Week twice in the periods ending 5/29 and 6/12...batted .255 with a double, a homer and 6 RBI for the Glendale Desert Dogs in the Arizona Fall League...selected to the league's Rising Stars Game and was honored as the game's MVP after going 3-for-3 with a homer and 3 RBI...**2015:** Posted a .316/.390/.519 slash line with 23 doubles, 11 HR and 48 RBI in a combined 73 games with Ogden (S-A), Great Lakes (A), and Rancho Cucamonga (A+) in his first professional season...named a Pioneer League mid-season All-Star with the Ogden Raptors.

AMATEUR/PERSONAL: Willie Shawn Lamont Calhoun...father, Willie Sr., is a corrections officer at San Quentin State Prison in California...was a participant in the 2019 Rangers Winter Caravan...graduated from Benecia (CA) High School...attended the University of Arizona before transferring to Yavapai (AZ) College...played one season for Yavapai College and led the Arizona Community College Athletic conference in hits (98), runs (83), homers (31), RBI (85), total bases (216), and OBP (.520).



CALHOUN CONTINUED

CAREER RECORD

YEAR	CLUB	AVG	G	AB	R	H	TB	2B	3B	HR	RBI	SH	SF	BB-I	SO	SB	CS	HP	GDP	OBP	SLG
2015	Ogden—1, 2	.278	38	151	28	42	78	13	1	7	26	0	1	23-0	18	2	1	0	2	.371	.517
	Great Lakes	.393	15	61	9	24	30	3	0	1	8	0	0	5-0	7	0	0	0	2	.439	.492
2016	Rancho Cucamonga	.329	20	73	11	24	40	7	0	3	14	0	1	7-0	13	0	0	1	2	.390	.548
	Tulsa	.254	132	503	75	128	*148	25	1	27	*88	1	6	45-3	65	0	0	5	15	.318	.469
2017	Oklahoma City	.298	99	373	64	111	214	24	5	23	67	0	4	36-3	49	3	2	1	7	.357	.574
	Round Rock	.310	29	113	16	35	64	3	1	8	26	1	0	6-1	12	1	0	0	3	.345	.566
2018	Texas—3	.265	13	34	3	9	12	0	0	1	4	0	0	2-0	7	0	0	1	0	.324	.353
	Round Rock	.294	108	432	66	127	186	32	0	9	47	0	0	32-5	47	4	0	6	10	.351	.431
	Texas	.222	35	99	8	22	33	5	0	2	11	0	2	6-0	24	0	0	1	2	.269	.333
MAJOR TOTALS		.233	48	133	11	31	45	5	0	3	15	0	2	8-0	31	0	0	2	2	.283	.338
MINOR TOTALS		.288	441	1706	269	491	848	107	8	78	276	2	12	154-12	211	10	3	13	41	.349	.497

* Led league # Tied for league lead

- 1- Selected by Tampa Bay in the 17th round of the 2013 June draft...did not sign.
- 2- Selected by Los Angeles-NL in the 4th round of the 2015 June draft...signed by Dustin Yount.
- 3- Acquired by Texas from Los Angeles-NL, along with RHP A.J. Alexy and INF Brendon Davis, in exchange for RHP Yu Darvish on July 31, 2017.

CAREER FIELDING

OF	PCT	G	PO	A	E	TC	DP
2017	.923	11	11	1	1	13	0
2018	.950	27	37	1	2	40	0
Totals	.943	38	48	2	3	53	0


CAREER HIGHS

- Hits: 3**, Sept. 29, 2017 vs. OAK
- Runs: 2**, Aug. 3, 2018 vs. BAL
- Doubles: 2**, 2x, last Aug. 8, 2018 vs. SEA
- Home Runs: 1**, 3x, last Sept. 16, 2018 at SD
- RBI: 2**, Aug. 3, 2018 vs. BAL
- Walks: 1**, 8x, last Sept. 9, 2018 at OAK
- Hitting Streak: 5**, 2x, last July 30-Aug. 4, 2018

2019 RANGERS NAME PRONUNCIATIONS

NAME	PHONETIC PRONUNCIATION
Elvis Andrus	an-DROOS
Adrián Beltré	BEHL-tray
Asdrúbal Cabrera	as-DROO-bull
Chase d'Arnaud	dar-NO
Luke Farrell	FAIR-uhl
Brady Feigl	FIY-gull
Nick Gardewine	GAHR-duh-wine
Jeanmar Gómez	JEN-marr GOH-mehz
Taylor Guerrieri	guh-RARE-ee
Ronald Guzmán	GOOZ-mahn
Taylor Hearn	hern
Scott Heineman	HIY-neh-min
Wei-Chieh Huang	WAY-jay wahng
Ariel Jurado	air-REE-el hurr-RAH-doe
Isiah Kiner-Falefa	KYE-nuhr fuh-LEH-fuh
José Leclerc	luh-KLURK
Nomar Mazara	NOE-mahr muh-ZAHR-uh
Yohander Méndez	yo-HAHN-der
Rougned Odor	ROOG-nehd oh-DOER
C.D. Pelham	PEHL-uhm
Connor Sadzeck	sad-ZECK
Carlos Tocci	TOE-chee
Jose Trevino	treh-VEEN-yo
Edinson Vólquez	EHD-in-sin VOHL-kehz

JESSE CHAVEZ



RHP #53

R BATS	R THROWS	BORN • Aug. 21, 1983 in San Gabriel, CA
6'2" HEIGHT	175 WEIGHT	RESIDES • Pomona, CA
35 OPENING DAY AGE		ACQUIRED • Signed as a free agent on Nov. 30, 2018
		CONTRACT STATUS • Signed through 2020
		SERVICE TIME • 8.108 OPTIONS USED • 3/3

CAREER: The 35-year-old signed a 2-year contract with the Rangers on 11/30/18, embarking on his 3rd stint with the organization where he began his professional career...enjoyed a resurgence in a return to a full-time relief role in 2018 with the Rangers and Cubs, including a 1.15 ERA and 8.40 SO/BB ratio in 32 appearances during the Cubs postseason run...joins the Phillies' Tommy Hunter as the only active pitchers with at least 390.0 innings as both a starter and reliever...has pitched for 9 different clubs spanning a 11-year major league career, going 38-53 with a 4.45 ERA over 415 games/70 starts with Pittsburgh (2008-09), Atlanta (2010), Kansas City (2010-11), Toronto (2012), Oakland (2012-15), Toronto (2016), Los Angeles-NL (2016), Los Angeles-AL (2017), Texas (2018), and Chicago-NL (2018)...has been traded 8 times...originally signed by the Rangers after being selected in the 42nd round of the 2002 June draft, Chavez spent his first 3 1/2 professional seasons in the Texas organization before he was traded to the Pirates on July 31, 2006 in exchange for right-handed pitcher Kip Wells.

2018: Signed a one-year Major League contract with the Rangers on the eve of the club's 1st spring training game...combined to post a 5-2 record with a 2.55 ERA (27 ER/95.1 IP) and 5 saves over 62 relief appearances with the Rangers and Cubs, establishing career highs in relief innings and WHIP (1.059)...was a frequently used part of the Rangers bullpen prior to the All-Star break, ranking 3rd in the A.L. in relief innings at the time of the trade on 7/19...totaled the 2nd-most relief innings in MLB, trailing only Tampa Bay's Ryan Yarbrough (118.2)...over his final 45 appearances beginning 6/1, compiled a 1.68 ERA (12 ER/64.1 IP) with 61 strikeouts against 11 walks.

TEXAS: Went 3-1 with a 3.51 ERA (22 ER/56.1 IP) over 30 relief appearances for the Rangers...was a member of the club's Opening Day roster and ranked 3rd in the A.L. with 56.1 relief innings at the time of the trade to Chicago-NL...beginning with 3.0 SHO IP in a Mother's Day outing on 5/13 at HOU, compiled a 2.31 ERA (9 ER/35.0 IP) and held opponents to a .215/.255/.369/.625 slash line over final 18 G with Texas...completed multiple innings in 15 of 30 outings with the Rangers...season-high 5.0 SHO IP on 6/1 at LAA.

CHICAGO-NL: Ranked among Chicago-NL's post-break relief leaders in innings (1st, 39.0), strikeouts (1st, 42), saves (2nd, 4), games (2nd, 35), and holds (T4th, 4)...was 2-1 with a 1.15 ERA (5 ER/39.0 IP) over 35 relief appearances with the Cubs in the regular season...did not allow a run in his 1st 6 games with the Cubs (9.0 IP)...retired his 1st 13 batters in a Cubs uniform, the longest

streak by a Cub since LaTroy Hawkins in 2004 (also, 13)...held the opponent scoreless in 29 of 32 games with the Cubs...in the last 100 years, just one pitcher has had a lower ERA in his first 32 career relief appearances with Chicago (Neil Ramirez, 1.00 ERA in 2014)...made 8 relief outings of at least 2.0 innings with Chicago, including 3.0-scoreless innings, 7/28 at St. Louis...made his 1st career postseason appearance in the Wild Card game vs. Colorado, allowing just one hit in a scoreless inning of relief.

POSTSEASON: Appeared in the postseason for the 1st time in the Cubs' 2-1, 13-inning loss to Colorado in the National League Wild Card Game...retired 2 of 3 batters faced in a scoreless 7th inning...was on Athletics roster for 2013 ALDS vs. Detroit, but did not pitch...did not get selected to Dodgers roster for 2016 postseason.

2017: In only season with the Angels, split season between the Halos' rotation and bullpen...was 5-9, 5.24 (66 ER/113.1 IP) as a starter and 2-2, 5.84 (16 ER/24.2 IP) as a reliever...was a member of the club's Opening Day rotation and went 3-5 with a 4.22 ERA (23 ER/49.0 IP) over 1st 9 games/8 starts...made Angels debut in club's home opener on 4/7 vs. OAK, becoming the 1st pitcher in franchise history to win the regular season Home Opener in his Angels debut...marked his 1st start since 9/11/15 for OAK vs. TEX...made 1st relief appearance of season on 4/21 vs. TOR, pitching the 13th inning...was charged with loss after allowing 3-run HR to Jose Bautista...recorded exactly 60 strikes thrown in four straight starts from 4/17 - 5/5, longest streak of its kind since Jeff Samardzija had 4 straight games with 70 strikes in 2015 for White Sox (STATS LLC)...set an Angels franchise record streak of 13 consecutive games allowing at least one HR from 4/21-6/22...went 2-5 with a 6.34 ERA (46 ER/65.1 IP) over final 13 starts...final start of the season came in 11-10 loss on 7/30 at TOR (5.0 IP, 4 R)...moved to the bullpen in August and compiled a 1.04 ERA (92 ER/17.1 IP) over 1st 9 relief outings...permitted 11 R-ER over 6.1 IP (15.63 ERA) over final 7 relief appearances. **2016:** Combined to go 2-2 with a 4.43 ERA (33 ER/67.0 IP) over career-high 62 relief appearances with Toronto and the Los Angeles Dodgers...opened season with Blue Jays and pitched exclusively out of bullpen for 1st time since 2013...pitched to a 2.45 ERA (7 ER/25.2 IP) across 1st 25 appearances with 28 strikeouts and nine walks...earned 1st win of season 7/26 vs. SD after tossing 3.0 innings in a 12-inning victory for Toronto...traded to Dodgers on 8/1 in exchange for RHP Mike Bolsinger...with Dodgers, held 1st batters faced to a .190 (4-21) batting average...had 9.1 inning scoreless streak from 8/7-22 across parts of 7 appearances for Dodgers. **2015:** Began the season with 4 relief appearances but then made 26



CHAVEZ CONTINUED

FRONT OFFICE

COACHES

CHAVEZ

2018 REVIEW

OPPONENTS

RECORDS

DEVELOPMENT

MEDIA

starts for the Athletics before going on the disabled list 9/16 with a fractured rib...his .318 winning percentage tied for the lowest in the American League and he was T2nd in losses...the losses were 2nd-most by an A's pitcher over the last 17 years (Greg Smith, 16 in 2008)...had career highs in games started (26), innings pitched (157.0), losses (15), hits (164), runs (78), earned runs (73) and home runs (18)...matched his best in strikeouts (136) and saves (1)...went 3-6 with a 5.59 ERA in 11 starts after the All-Star Break after going 4-9 with a 3.40 ERA in 19 games before the break...received 2 runs of support or fewer in 17 of his 26 starts and his season RSA of 3.73 was 6th-lowest among A.L. pitchers with 150 or more innings pitched...**2014:** Began the season in OAK's starting rotation but was moved to the bullpen following the acquisition of Jon Lester at the trading deadline...went 8-7 with a 3.44 ERA in his 21 starts and 0-1 with a 3.54 ERA in 11 relief appearances...his 146.0 innings were more than double his previous high (67.1 in 2009) as were his 136 strikeouts (55 in 2013)...was 4-1 with a 2.54 ERA and a .216 opponents batting average over his first 9 starts through 5/18...then went 4-6 with a 4.17 ERA and .280 opponents batting average over his final 12 starts...compiled a 7-6 record and a 3.14 ERA in 19 starts before the All-Star Break...went 1-2 with a 4.60 ERA in 13 games/2 starts, after the break...averaged 5.80 runs of support as a starter, which ranked 4th-highest in the A.L. at the time of his last start on 7/28...became the 1st pitcher on an Athletics Opening Day roster since at least 1914 to toss six or more innings and allow one earned run or fewer in 1st 4 starts of season...went 2-0 with a 1.89 ERA and .199 opponents batting average in 6 starts in April, all A's wins...ranked 3rd in the A.L. in ERA in April, T3rd in strikeouts (41), and was 5th in opponents batting average...the strikeouts were the 4th-best April total in Oakland history (58, Vida Blue in 1971; 47, Jose Rijo in 1986; 44, Barry Zito in 2001)...was just the second Oakland pitcher to strike out 40 or more batters in any month over the last 12 years (Rich Harden, 42 in August of 2011 and June of 2008)...**2013:** Spent most of the season with the A's and was 2-4 with a save and a 3.92 ERA in 35 games over 2 stints (4/20-28 and 5/10-end of season)...the save was the 1st of his career...surrendered just 3 home runs in 57.1 innings, an average of 0.47 per nine innings...entered the season with 34 home runs in 177.1 career innings (1.73 per nine innings)...had a 2.97 ERA and .210 opponents batting average in 18 games before the All-Star Break...then compiled a 5.25 ERA and .258 opponents average in 17 games after the break...tossed 5.2 scoreless innings of relief 6/13 vs. NYY for his first win in the A's 3-2, 18-inning victory over the Yankees...was the longest relief appearance of his career...tossed 4.0 scoreless innings for his 1st career save in a 10-4 win on 7/7 at KC...was on the A's roster for the ALDS against Detroit but did not appear in a game...was used exclusively as a starter with Sacramento (AAA) and went

2-2 with a 2.70 ERA in five starts...**2012:** Opened year in Blue Jays organization with Las Vegas (AAA), pitching primarily as a starter for 1st time since 2004...made 1st Major League start 6/19 at Milwaukee and did not factor in decision (2.2 IP, 3 H, 4 ER, 4 BB, 4 SO)...traded to Athletics on 8/24 for cash considerations and made 2 appearances with Sacramento (AAA) before joining A's in mid-September...made one postseason start for Sacramento and earned win in Game 2 of first round of PCL playoffs vs. Reno...**2011:** Appeared in 4 games with Royals but spent majority of season with Omaha (AAA) as the closer...tossed 13.2 consecutive scoreless innings across 1st 9 outings with Omaha...converted 16 of 21 save opportunities on season for Omaha and pitched to a 0.94 ERA (3 ER/28.2 IP) from 5/31-8/18...**2010:** Began season with Braves and appeared in 28 games before being traded to Royals on 7/31...posted a 1.74 ERA (2 ER/10.1 IP) across final 9 appearances and held opponents to a .167 (6-36) average in that span...**2009:** In 1st full season in Majors, led Pirates pitching staff and all Major League rookies with 73 appearances...had streak of 7 consecutive scoreless appearances from 5/14-25 (7.0 IP)...earned 1st Major League win 9/6 vs. STL (1 IP, 1 ER, 3 H, 1 SO)...did not allow an earned run in 9 of final 10 outings...**2008:** Made Major League debut with Pirates 8/27 vs. Chicago-NL and retired each of 3 batters faced...charged with 1st loss 9/25 at MIL after allowing walk-off grand slam to Ryan Braun in 10th inning...spent balance of season at Indianapolis and was named the club's Pitcher of the Year...**2007:** Returned to Indianapolis and spent the entire season with the Indians, appearing the 2nd-most games on the team...was 1-2, 6.75 (8 ER/12.0 IP) over 11 relief appearances with Phoenix in the Arizona Fall League...**2006:** Combined to go 4-6 with a 4.38 ERA (38 ER/78.0 IP) over 51 relief appearances in the Texas and Pittsburgh organizations...was 3-0 with a 0.64 ERA (1 ER/14.0 IP) in 12 relief outings with Grand Canyon in the Texas organization, went 4-3 with a 4.65 ERA (42 ER/81.1 IP) over 42 relief appearances with Bakersfield and Frisco...**2004:** In only season as a starter in the minors, Chavez had the 2nd-most starts on a staff that consisted of future major leaguers Edinson Volquez, John Danks, and Thomas Diamond...**2003:** Made pro debut with Spokane, splitting time between rotation and bullpen.

PERSONAL/AMATEUR: Jesse David Chavez...he and wife, Crystal, have 3 daughters: Criste, Stevee, and Dannie Rae...Crystal has worked as a longshoreman...attended A.B. Miller HS (Fontana, CA) and Riverside Community College (CA)...was 18-5 in 2 seasons at Riverside, including 11-5 with a 1.93 ERA in 16 G/15 GS as a sophomore...originally signed by Rangers scout Steve Flores.



CHAVEZ CONTINUED

FRONT OFFICE

COACHES

CHAVEZ

2018 REVIEW

OPPONENTS

RECORDS

DEVELOPMENT

MEDIA

CAREER RECORD

YEAR	CLUB	W-L	ERA	G	GS	CG	SHO	SV	IP	H	R	ER	HR	HB	BB-I	SO	WP	BK	AVG
2003	Spokane—1, 2	2-2	4.55	17	8	0	0	1	55.1	63	30	28	5	7	31-0	48	4	0	.286
2004	Clinton	6-10	4.68	27	22	0	0	0	123.0	148	75	64	8	3	35-1	96	4	0	.306
2005	Bakersfield	0-0	2.22	11	0	0	0	2	24.1	16	6	2	0	0	9-0	31	1	0	.182
	Frisco	4-3	3.68	31	0	0	0	1	57.0	71	43	36	10	2	25-2	27	7	0	.316
2006	Frisco	2-5	4.42	38	0	0	0	4	59.0	54	33	29	5	2	28-3	70	7	0	.245
	Oklahoma	0-0	4.50	1	0	0	0	0	2.0	3	1	1	0	0	0-0	3	0	0	.333
	Indianapolis—3	2-1	4.24	12	0	0	0	0	17.0	18	9	8	0	0	9-1	15	0	0	.273
2007	Indianapolis	3-3	3.92	46	1	0	0	2	80.1	94	41	35	4	1	17-1	65	3	0	.290
2008	Indianapolis	2-6	3.80	51	0	0	0	14	68.2	58	30	29	8	0	22-4	70	6	0	.225
	Pittsburgh	0-1	6.60	15	0	0	0	0	15.0	20	11	11	2	0	9-2	16	2	0	.328
2009	Pittsburgh—4, 5	1-4	4.01	73	0	0	0	0	67.1	69	33	30	11	1	22-3	47	5	0	.264
2010	Atlanta	3-2	5.89	28	0	0	0	0	36.2	40	24	24	6	1	12-3	29	0	0	.278
	Kansas City—6	2-3	5.88	23	0	0	0	0	26.0	29	20	17	5	0	11-4	16	2	0	.279
	Omaha	2-4	3.75	45	0	0	0	16	57.2	63	30	24	6	0	16-3	54	4	0	.281
	Kansas City	0-0	10.57	4	0	0	0	0	7.2	12	9	9	3	0	5-0	8	0	0	.353
2012	Las Vegas—7	8-5	3.98	19	17	1	0	1	95.0	90	45	42	10	1	20-0	86	5	1	.246
	Toronto	1-1	8.44	9	2	0	0	0	21.1	25	22	20	6	2	10-1	27	0	0	.281
	Sacramento—8	0-0	1.80	2	1	0	0	1	10.0	8	2	2	0	0	2-0	9	0	0	.211
	Oakland	0-0	18.90	4	0	0	0	0	3.1	9	7	7	1	1	1-0	3	1	0	.474
2013	Sacramento	2-2	2.70	5	5	0	0	0	30.0	35	16	9	1	1	5-0	26	0	0	.285
	Oakland	2-4	3.92	35	0	0	0	1	57.1	50	27	25	3	3	20-4	55	5	0	.230
2014	Oakland	8-8	3.45	32	21	0	0	0	146.0	142	64	56	17	5	49-3	134	7	0	.253
2015	Oakland—9	7-15	4.18	30	26	0	0	1	157.0	164	78	73	18	2	48-2	136	3	0	.268
2016	Toronto—10	1-2	4.57	39	0	0	0	0	41.1	43	22	21	9	2	10-0	42	1	0	.269
	Los Angeles-NL—11	1-0	4.21	23	0	0	0	0	25.2	28	14	12	3	0	8-3	21	0	0	.277
2017	Los Angeles-AL—12,13	7-11	5.35	38	21	0	0	0	138.0	148	83	82	28	2	45-2	119	1	0	.276
2018	Texas	3-1	3.51	30	0	0	0	1	56.1	58	23	22	10	0	12-1	50	1	0	.262
	Chicago-NL—14, 15	2-1	1.15	32	0	0	0	4	39.0	26	5	5	3	0	5-0	42	0	0	.190
MAJOR TOTALS		38-53	4.45	415	70	0	0	7	838.0	863	442	414	125	19	267-28	747	28	0	.265
MINOR TOTALS		33-41	4.15	305	54	1	0	42	679.1	721	361	313	59	17	219-15	600	41	1	.273

* Led league # Tied for league lead

- 1- Selected by Chicago-NL in the 39th round of the 2001 June draft...did not sign.
- 2- Selected by Texas in the 42nd round of the 2002 June draft...signed by Steve Flores on May 17, 2003.
- 3- Acquired by Pittsburgh from Texas in exchange for RHP Kip Wells on July 31, 2006.
- 4- Acquired by Tampa Bay from Pittsburgh in exchange for INF Akinori Iwamura on Nov. 3, 2009.
- 5- Acquired by Atlanta from Tampa Bay in exchange for RHP Rafael Soriano on Dec. 11, 2009.
- 6- Acquired by Kansas City from Atlanta, along with OF Gregor Blanco and LHP Tim Collins, in exchange for OF Rick Ankiel and RHP Kyle Farnsworth on July 31, 2010.
- 7- Acquired by Toronto off waivers from Kansas City on Oct. 11, 2011.
- 8- Acquired by Oakland from Toronto in exchange for cash considerations on Aug. 24, 2012.
- 9- On disabled list, Sept. 16, 2015-end of season, with fractured rib.
- 10- Acquired by Toronto from Oakland in exchange for RHP Liam Hendricks on Nov. 20, 2015.
- 11- Acquired by Los Angeles-NL from Toronto in exchange for RHP Mike Bolsinger on Aug. 1, 2016.
- 12- Signed by Los Angeles-AL as a free agent on Nov. 11, 2016.
- 13- Signed by Texas as a free agent on Feb. 23, 2018.
- 14- Acquired by Chicago-NL from Texas in exchange for LHP Tyler Thomas on July 19, 2018.
- 15- Signed by Texas as a free agent on Nov. 30, 2018.

POSTSEASON RECORD

SERIES	CLUB	W-L	ERA	G	GS	CG	SHO	SV	IP	H	R	ER	HR	HB	BB-I	SO	WP	BK	AVG
2013 ALDS	OAK vs. DET																		
2018 NLWC	CHC vs. COL	0-0	0.00	1	0	0	0	0	1.0	1	0	0	0	0	0-0	0	0	0	.333
POSTSEASON TOTALS		0-0	0.00	1	0	0	0	0	1.0	1	0	0	0	0	0-0	0	0	0	.333


CAREER FIELDING

P	PCT	G	PO	A	E	TC	DP
Totals	.973	415	46	61	3	110	5

CAREER HIGHS

- Innings: 8.0**, 4x, last Aug. 19, 2015 vs. LAD
- Relief Innings: 5.2**, June 13, 2013 vs. NYY
- Strikeouts: 7**, 2x, last June 13, 2013 vs. NYY
- Walks: 3**, 4x, last June 13, 2018 at LAD
- Winning Streak: 3**, July 26, 2016-April 7, 2017
- Losing Streak: 5**, 2x, last Aug. 25, 2015-June 24, 2016





OF #17

SHIN-SOO CHOO

L	L	BORN	+ July 13, 1982 in Busan, South Korea
BATS	THROWS	RESIDES	+ Southlake, TX
5' 11"	205	ACQUIRED	+ Signed as a free agent on Dec. 27, 2013
HEIGHT	WEIGHT	CONTRACT STATUS	+ Signed through 2020
36	36	SERVICE TIME	+ 11.119
OPENING DAY AGE	OPTIONS USED		+ 3/3

CAREER: A first-time All-Star in 2018, Choo put together one of his most productive seasons in a Texas uniform en route to being named Rangers Player of the Year...the 36-year-old outfielder is entering his 6th season with the Rangers and has produced a .367 OBP the last 2 seasons, 8th-highest in the American League...in 5 years with Texas, has a slash line of .260/.363/.424/.787 while averaging 123 games per season...was slowed by injuries in 2 of his first 4 seasons with Texas, but has played in 295 of a possible 324 games in 2017-18...hit career home run no. 176 on 5/26/18 vs. KC, passing Japan's Hideki Matsui (175) for most HR by Asia-born player in ML history...signed a 7-year contract extending through 2020 with Texas on 12/27/13...spent 2013 with Cincinnati after 6+ seasons in the Cleveland organization...was originally signed as a non-drafted free agent by Seattle in August 2000 at age 18 and played in 14 games with the Mariners in 2005-06 before trade to Cleveland on 7/26/06...the native of South Korea starred as an amateur at Busan (Korea) High School.

START ME UP: Had a team-high 100 starts in the leadoff spot last season, his most since 96 starts in 2014...has started 325 games in the leadoff spot since signing with Texas, 74 more starts than the next closest Ranger (DeShields-251)...hit each of Rangers' 4 leadoff HR in 2018, 15th in A.L. and 78th in MLB...has 27 career leadoff HR, including 15 with Texas (2nd in club history to Ian Kinsler's 29)...his 27 career leadoff HR rank 4th in MLB since the start of 2012 (Charlie Blackmon-30; Brian Dozier-28; Kinsler-28)...in 2016, hit leadoff HR off BOS' David Price both 6/24 in Arlington and 7/5 at Fenway, just 5th time ever for a player to hit multiple leadoff HR vs. a former Cy Young Award winner in one season and first since 2010 (Rickie Weeks off Chris Carpenter)...led off 1st inning with HR in consecutive games, 5/12-13/15 vs. KC, his 1st career instance and the 4th Ranger to hit leadoff HR in back-to-back games: Mike Hargrove (8/13-14/77), Oddibe McDowell (7/27-28/85), Kinsler (4/1-2/11)...owns a career .384 OBP in the leadoff slot, 15th-highest among qualifiers (1000+ PA's) in the expansion era (1969-2018) and trailing only STL's Matt Carpenter (.389) among active players.

SON OF SOUTH KOREA: Ranks 1st among natives of South Korea in all career offensive categories...owns 189 of the 324 career homers among South Korean natives, and his 1496 hits are over 6 times the next-closest total (220 by Hee-Seop Choi)...his HR on 5/26/18 vs. KC was career HR no. 176, passing Japan's Hideki Matsui (175) for most HR by Asia-born player in ML history...pitcher Chan Ho Park, the only other native of South Korea to ever play for Texas (2002-05), ranks 2nd among major leaguers from South Korea with 479 games played...represented Korea in the 2009 World Baseball Classic and the 2010 Asian Games.

POSTSEASON: Only appearance in 2016 ALDS vs. TOR came in Game 1, going 0-for-3 with team's lone RBI in a start in RF...the start came after brief return from a lengthy DL stint, and he did not appear in Games 2-3...went 5-for-21 (.238) while starting all 5 games in RF during Rangers' 2015 ALDS vs. TOR...was just 1-for-13 in 1st 3 games before going 4-for-8 in final 2 contests...had 3 singles and scored twice in Game 4 and connected for 3rd inning solo homer off Marcus Stroman in Game 5...went 1-for-3 with a homer off PIT's Tony Watson for CIN in N.L. Wild Card Game on 10/1/13 at PIT, his first playoff action...was 1st postseason HR ever for a native of South Korea.

INJURIES WITH TEXAS: Has played in 295 of a possible 324 games over the last 2 seasons...endured 4 disabled stints in 2016: 4/9-5/19 (right calf strain), 5/21-6/12 (left lateral hamstring strain), 7/20-8/3 (lower back inflammation), and 8/16-9/29 (left forearm fracture)...had surgery performed on 8/17/16 by Dr. Thomas DiLiberti in Dallas, in which Choo had a plate inserted into his left arm near the wrist...was relatively healthy in 2015, aside from back spasm and neck stiffness issues that did not require disabled list stints...in 2014, missed games with left elbow soreness during spring training, and then injured left ankle on 4/21/14 at OAK when landing hard on the first base bag...did not go on the DL until being shut down for the season on 8/25/14...had arthroscopic surgery to remove a small bone spur from left elbow on 8/29/14, a procedure performed by Dr. Keith Meister...had torn cartilage repaired and a small bone spur removed from his left ankle in arthroscopic surgery performed by Dr. John Crates on 9/17/14.

FIRST TIME ALL-STAR: Was an MLB selection to the A.L. All-Star team and went 1-for-2 as a reserve in the Midsummer Classic on 7/17 at Nationals Park, his 1st career selection...was the 3rd native of South Korea to make the AS team (LAD's Chan Ho Park in 2001; ARI's Byung-Hyun Kim in 2002).

2018: Hit .293/.405/.506/.911 over 90 G in the 1st 'half' to earn his 1st career All-Star selection, then batted .217/.329/.316/.645 in 56 G after the break...led all Rangers in hits (148), walks (92), OPS (.810), and runs (83), finishing 2nd on club in doubles (30) and total bases (243)...ranked among A.L. leaders in BB (4th, 92), OBP (7th, .377), and times on base (T8th, 250)...the 92 BB were the 14th-highest single-season total in club history, most since Rafael Palmeiro had 104 BB in 2002, and 2nd-highest total of his career (112 BB in 2013 w/ CIN)...marked Choo's highest OBP since 2013 (career-high .423) and was highest by a Ranger since 2015 (Prince Fielder-.378)...hit 21 HR, one shy of his career high (22 HR in 2010/2015/2017)...no



CHOO CONTINUED

FRONT OFFICE

COACHES

CHOO

2018 REVIEW

OPONENTS

RECORDS

DEVELOPMENT

MEDIA

HR in his last 27 G beg. 8/24, and hit one HR in his final 45 contests...hit his 4th career grand slam on 5/18 at CWS... his 3rd career walk-off HR on 5/26 vs. KC was also career HR no. 176, passing Japan's Hideki Matsui (175) for most HR by Asia-born player in ML history...selected Rangers Player of Month for June (.347/.466/.621/1.087), his 2nd career selection (also Sept./Oct. 2015)...finished with 2 of 3 longest hit streaks by Rangers in '18 (12 G, 5/23-6/5 and 6/16-29)...made 144 starts at DH (team-high 85), RF (33), and LF (26)...had 26 starts in LF after not appearing there since 8/20/14 at MIA...his .964 (4 E/111 TC) fielding pct. in 59 G in the outfield was 5th-lowest among all MLB OF with 100+ chances...did not hit cleanup, but had starts in 5 of the top 6 slots in the lineup, batting leadoff (team-high 100), 2nd (40), 3rd (1), 5th (1), and 6th (2)...had .827 OPS in the leadoff slot, hitting 17 of his 21 HR while batting at the top of the order.

ALL ABOUT THAT BASE: Had career-best 52-G on-base streak from 5/13-7/20 (.337/.468/.588/1.056), longest in MLB since 2007 (BAL's Kevin Millar, 6/20-8/25/07), and a single-season TEX club record...only longer streak by a Ranger was 59 G by Will Clark in 1995-96...1st LH batter with a streak of 50+ G since Barry Bonds in 2003 (58 G, 6/27-9/20/03).

2017: Returned from an injury-riddled 2016 to post 2nd-highest batting average (.261) and OPS (.780) among his 4 seasons with the Rangers...team-high 77 walks, T10th in A.L...also finished among team leaders in hits (2nd, 142), runs (2nd, 96), games (3rd, 149), and TB (5th, 230)...the 149 games matched his most for Texas (also 2015)...made 140 total starts, team-high 65 GS as DH and 75 starts in RF...starts in 5 different slots in batting order (1/2/7/8/9)...had a .250 average at the break, but hit .273/.349/.438/.787 (70-256) in the second half to finish at .261...his 49 BB at the break ranked 5th in A.L., but he had just 28 BB after the break to finish with 77 BB...reached safely 4+ times in a team-high 9 games, T8th-most in A.L. and most by a Ranger since Choo had 9 instances in 2014...his 5 G with 3+ BB were most by a Ranger since 2008 (Milton Bradley-5)...batted .315 (34-108) with RISP, 2nd-highest among club regulars (Andrus-.331) and 2nd-best of his career in a full season (.386 in 2008)...his pct. of pitches taken (57.9%) was lowest in a season since 2012 (57.2%)...career-high 18 GIDP's...**2016:** In a season shortened by 4 separate disabled list stints, Choo's 48 games marked lowest total since an injury-filled 2007 (6 G)...still had the most starts in the leadoff slot of any Ranger (40) and ranked 2nd on the club with 42 starts in RF...his 4.02 pitches per plate appearance ranked 3rd among Rangers with at least 200 plate appearances...reached safely via H/BB/HR in 41 of the 48 games in which he appeared...had 42 starts in RF and 4 as DH...had a .271 (29-107) mark from 6/13-7/19, his longest active span all year, but had .197 avg. (14-71) in all other games...went 6-for-15 with a HR, 4 BB, 3 RBI in 3 instructional league games in Arizona from 9/26-28...was reinstated from the disabled list on 9/30 for the Rangers' final regular season series with Tampa Bay and went 2-for-12 before being named to ALDS roster...**2015:** After a total of 5 hits in April, rebounded with strong efforts in both May

and the 2nd half, when he was among MLB leaders in BA and OBP...ranked among A.L. leaders in OBP (6th, .375), walks (9th, 76), and hit by pitches (T2nd, 15)...topped the Rangers in runs (94), extra base hits (57), and walks and his 22 HR tied a career best...started 144 games in right and one as the DH...recorded 1st career cycle on 7/21 at COL, 8th instance in club history...batted .343/.455/.560/1.016 (85-248) in 69 games after All-Star break, leading A.L. in OBP, a mark that was 3rd-highest in club history post-break...selected A.L. Player of the Month for September and Rangers Player of the Month for Sept./Oct...in 28 Sept. games, batted .404 (42-104) with a .515 OBP, both figures the highest in MLB (75+ PA's)...was the 1st Ranger ever to hit .400 in Sept., and the .515 OBP was a club record for any month (.500, Will Clark in May 1997)...1st player to lead MLB in Sept. in average, OBP, hits, and runs since NYG's Willie Mays in 1958 (Elias Sports Bureau)...his .096 (5-52) avg. in April was lowest monthly figure (60+ PA's) in Rangers history...**2014:** Appeared in just 123 games due to injuries in 1st season with Texas...made 119 starts: 63 in LF, 44 as DH, and 12 in RF...had team's 2nd highest OPS (.714) and T2nd in HR (13)...T2nd in A.L. in HBP (12)...led A.L. with .370 average and .500 on-base pct., through 5/6 but hit just .209 in final 95 games...singled for 1000th career hit, 8/9 at HOU...**2013:** Won the Ernie Lombardi Award as Cincinnati's MVP, posting a career year in his lone season with the Reds...was just the 8th player in major league history to produce minimums of 30 doubles, 20 home runs, 20 steals, 100 walks, and 100 runs scored in a season...led the majors with a club record 26 hit by pitches and ranked 2nd in ML with 112 walks and a .423 OBP, placing behind teammate Joey Votto in both categories (135 BB, .435 OBP)...was also among the N.L. leaders in runs (2nd, 107), multi-hit games (T5th, 52), and OPS (8th, .885)...was the toughest player in the N.L. to double up with a GIDP every 189.7 AB...topped the Reds in runs, walks (112), and stolen bases (20) and was 2nd in batting (.285), doubles (34), and OBP...started 150 games in center and 3 in left...finished 12th in BBWAA N.L. MVP voting...hit 100th career HR, 8/27 at STL...hit .392 (31-79) over first 21 games, and reached safely via hit, walk, or hit by pitch in season's 1st 22 games...**2012:** Started 151 games in right in his final season in Cleveland...was 5th in the A.L. in doubles (career high 43) and placed 10th in OBP (.474)...led the Indians in runs (88), doubles, extra base hits (61) and homers (16)...hit .327 vs. RH pitchers, 7th-best mark in the A.L...joined the Rangers' Ian Kinsler as the only ML players with at least 40 2B, 15 HR and 20 SB...hit the 1st 5 leadoff HR of his career...finished the season with a then career-high 13-game hitting streak from 9/20-10/3...**2011:** Spent 3 stints on the disabled list and appeared in 85 games, making 84 starts in right...sustained a broken left thumb that required surgery when hit by a Jonathan Sanchez pitch on 6/24 at SF...played 3 games on rehab assignment at Lake County (Low-A) before being activated on 8/11...played in just 12 games before returning to DL on 8/28 with a strained left oblique muscle...was activated on 9/14 but aggravated the oblique injury in 1st plate appearance back on 9/15 at TEX and didn't play again the rest of the season...went back on 15-day DL on 9/16 and was transferred to 60-day DL on 9/24...overall, batted .347 (26-75) in final 22 games with



CHOO CONTINUED

FRONT OFFICE

COACHES

CHOO

2018 REVIEW

OPPONENTS

RECORDS

DEVELOPMENT

MEDIA

Cleveland beginning 6/22...tied for 9th in A.L. in outfield assists (9)...**2010:** Earned the Cleveland BBWAA Bob Feller Man of the Year Award for 2nd consecutive season... ranked among the A.L. leaders in outfield assists (1st, 14), on-base percentage (4th, .401), walks (8th, 83), OPS (9th, .885) and batting average (12th, .300)...set career highs for RBI (90) and steals (22)...became the 1st player in Indians history to hit .300 with 20 HR and 20 stolen bases in consecutive seasons...joined FLA's Hanley Ramirez as the only MLB players to reach those marks in both 2009 and 2010...finished 14th in BBWAA A.L. MVP voting...was named A.L. player of the week for 4/11-18 and 9/13-19...hit .340 (36-106) in final 29 games beginning 9/1...homered 3 times and tied career high with 7 RBI on 9/17 at KC...was on DL from 7/4-22 with sprained right thumb...**2009:** In 1st full ML season was the only A.L. player and one of 4 players in the majors to hit .300 with at least 20 homers and 20 steals (Ryan Braun, Justin Upton, Hanley Ramirez)...was the 1st Asian-born player in major league history to hit 20 homers and steal 20 bases in a season...ranked among the A.L. leaders in on-base percentage (8th, .394), walks (12th, 78), and doubles (14th, 38)...stole 21 bases in 23 attempts (91.3%)...was the Bob Feller Man of the Year recipient... started 121 games in right, 20 in left, and one in center... became the 1st Indian since Al Rosen in 1952 to record at least 4 runs scored and 7 RBI in a game on 7/3 vs. OAK (4-5, 4 R, 2B, 2 HR, 7 RBI)...was just 3rd ML player since 1945 to record 4 runs, 7 RBI and a stolen base in the same game (PIT's Willie Stargell in 1968; BOS's Ted Williams in 1949)...**2008:** Began season on Cleveland's disabled list while continuing to rehab from left elbow surgery the previous September...played in 12 G for Buffalo (AAA) on rehab assignment before being activated on 5/30...started 45 games in right, 25 in left, and 11 as the DH the rest of year...ranked 2nd in OPS (1.038) and 3rd in average (.343) after All-Star break among A.L. players with at least 225 PAs...batted .377 (61-162) in final 45 games beginning 8/5...was the A.L. September Player of the Month (.400, 5 HR, 24 RBI, .464 OBP)...**2007:** Opened season in Buffalo...recalled by CLE on 4/23 and appeared in 6 games before option to Buffalo on 5/2...was on Buffalo DL with soreness in left elbow, 6/10-8/13...underwent "Tommy John" surgery to repair the torn ulnar collateral ligament in left elbow on 9/25 with procedure performed by Dr. Lewis Yocum...**2006:** Began the year at Tacoma (AAA) in Seattle organization, batting .323 in 94 games to earn spot in Triple-A All-Star Game...at time of trade to Cleveland was 2nd in the PCL in hits (121) and steals (26)...appeared in 4 G with Seattle from 7/3-13 before returning to Tacoma...was traded to Cleveland on July 26 and started 30 games in right and 9 in left the rest of the year...made Indians debut on 7/28 vs. SEA and accounted for game's only run with a 6th-inning HR off Felix Hernandez...hit .417 (15-36) in 1st 11 games with the Tribe...had 1st career grand slam, 8/3 at BOS...**2005:** Spent most of season at Tacoma, with pair of stints with SEA...recalled on 4/20 and made ML debut as a pinch-hitter the next day...recorded 1st hit with a pinch RBI single on 5/3 vs. LAA...was optioned to Tacoma after that game...was recalled on 9/17...overall started 5 games in center for the M's...**2004:** Was the Mariners' minor league

player of the year at San Antonio (AA)...ranked among Texas League leaders in runs (2nd, 89), hits (2nd, 163), triples (T2nd, 7), RBI (3rd, 84), steals (3rd, 40), and batting (5th, .315)...played for the Seattle team in the All-Star Futures game in Houston...**2003:** Led the California League in triples (13) at Inland Empire (High-A), which won league championship...**2002:** Spent majority of season at Wisconsin (Low-A) and was named team MVP...ranked 2nd among Seattle minor leaguers in steals (37) and ranked 4th in batting (.303)...played in Midwest League all-star game...was selected to Sportsticker's all-teen minor league team at season's end...was promoted to San Bernardino (High-A) in late August...**2001:** Made pro debut with AZL Mariners (Rookie)...went 5-for-5 with a 2B, 2 HR, and 5 RBI on 6/26 vs. Arizona A's...played in 3 G for Wisconsin at end of year.

AMATEUR/INTERNATIONAL: Attended Busan (Korea) High School, where he was a teammate of former major league RHP Cha Seung Baek...named MVP and best pitcher in the 1999 and 2000 President's Cup, Korea's most prestigious high school tournament, and in the 1999 and 2000 Busan City Championships...was a member of the 2000 Korean Junior national team that competed in the Junior AAA Championships...was signed by the Mariners as a non-drafted free agent on 8/13/00 by scouts Jim Colborn and Jae Lee...in November 2010 helped Korea to the gold medal in the Asian Games (5 G, 8-for-14, .571, 3 HR, 11 RBI, 2 SB, 5 BB).

COMMUNITY: In 2018 donated a \$5,000 scholarship to six high school juniors attending the local AISD high schools...participates in Korean Heritage Night, signing autographs and exchanging gifts in pre-game ceremonies... took part in the Pyeong Chang 2018 Olympic Torch Relay in his hometown of Busan...in 2017, made a donation to South Texas disaster relief efforts...received a Special Award at the US Pan Asian Chamber of Commerce-SW Lunar New Year Good Fortune Banquet on 1/30/16...Choo and his wife presented a check for \$100,000 to the Korean Cultural Center of Dallas on 10/3/14...has donated funds to the Michael Young Family Foundation...hosted a baseball camp for Miracle League of Southlake on 11/13/14...hosted local children from the Korean School Association at LEGOLAND Discovery Center in Grapevine Mills Mall on 12/9/14...also participated in the Rangers 2017 Winter Caravan and Fan Fest...has donated tickets to Dillon International in 2014-15-16 to host DFW Metroplex families in Choo's Corner who have adopted a Korean child, donated tickets to the Korean community, and donations were also made in his name to provide two Korean students with scholarships in 2015.

PERSONAL: Shin-Soo Choo...he and his wife Won Mi Ha have 3 children, sons Alan (3/13/05) and Aiden (9/4/09), and daughter Abigail (8/22/11)...his favorite player growing up was Ken Griffey, Jr...favorite activity away from park is spending time with his kids, and top vacation spot is Hawaii...was the Reds' recipient of the 2013 Heart & Hustle Award presented by the MLB Players Alumni Association.



CHOO CONTINUED

CAREER RECORD

YEAR	CLUB	AVG	G	AB	R	H	TB	2B	3B	HR	RBI	SH	SF	BB-I	SO	SB	CS	HP	GDP	OBP	SLG
2001	AZL Mariners—1	.302	51	199	51	60	102	10	10	4	35	0	3	34-2	49	12	4	9	1	.420	.513
	Wisconsin	.462	3	13	1	6	6	0	0	0	3	0	0	1-0	3	2	0	1	0	.533	.462
2002	Wisconsin	.302	119	420	69	127	185	24	8	6	48	3	1	70-5	98	34	21	13	2	.417	.440
	San Bernardino	.308	11	39	14	12	22	5	1	1	9	1	0	9-1	9	3	2	2	0	.460	.564
2003	Inland Empire	.286	110	412	62	118	189	18	*13	9	55	2	4	44-1	84	18	10	9	8	.365	.459
2004	San Antonio	.315	132	517	89	163	239	17	7	15	84	1	3	56-4	97	40	8	2	8	.382	.462
2005	Tacoma	.282	115	429	73	121	185	21	5	11	54	2	1	69-0	97	20	10	1	8	.382	.431
	Seattle	.056	10	18	1	1	0	0	0	0	0	0	0	3-0	4	0	0	0	0	.190	.056
2006	Tacoma	.323	94	375	71	121	187	21	3	13	48	1	4	45-3	73	26	4	2	1	.394	.499
	Seattle—2	.091	4	11	0	1	2	1	0	0	0	0	0	0-0	4	0	0	1	1	.167	.182
2007	Cleveland	.295	45	146	23	43	69	11	3	3	22	1	1	18-2	46	5	3	1	2	.373	.473
	Buffalo	.260	59	208	34	54	78	11	2	3	26	0	6	21-0	40	10	3	3	6	.328	.375
2008	Cleveland	.294	6	17	5	5	5	0	0	0	5	0	1	2-1	5	0	1	0	0	.350	.294
	GCL Indians	.200	2	5	0	1	2	1	0	0	2	0	0	0-0	1	0	0	1	0	.333	.400
2009	Buffalo—3	.262	12	42	1	11	16	2	0	1	3	0	0	5-0	14	1	3	2	0	.367	.381
	Cleveland	.309	94	317	68	98	174	28	3	14	66	0	4	44-4	78	4	3	5	5	.397	.549
2010	Cleveland	.300	156	583	87	175	285	38	6	20	86	0	7	78-5	151	21	2	17	9	.394	.489
2011	Cleveland—4	.300	144	550	81	165	266	31	2	22	90	0	2	83-11	118	22	7	11	11	.401	.484
	Akron	.091	3	11	1	1	0	0	0	0	0	0	0	0-0	3	1	0	0	1	.091	.091
2012	Cleveland—5,6,7	.259	85	313	37	81	122	11	3	8	36	0	3	36-3	78	12	5	6	7	.344	.390
	Lake County	.000	3	8	0	0	0	0	0	0	1	0	0	0-0	2	0	0	0	0	.000	.000
2013	Cleveland—8	.283	155	598	88	169	264	43	2	16	67	0	1	73-0	150	21	7	14	10	.373	.441
2013	Cincinnati—9	.285	154	569	107	162	263	34	2	21	54	3	2	112-5	133	20	11	*26	3	.423	.462
2014	Texas—10	.242	123	455	58	110	170	19	1	13	40	0	4	58-3	131	3	4	12	9	.340	.374
2015	Texas	.276	149	555	94	153	257	32	3	22	82	2	5	76-1	147	4	2	15	7	.375	.463
2016	Texas—11,12,13,14	.242	48	178	27	43	71	7	0	7	17	0	0	25-1	46	6	3	7	1	.357	.399
	Frisco	.300	6	20	0	6	7	1	0	0	0	0	0	3-0	7	0	1	1	0	.417	.350
2017	Round Rock	.545	3	11	2	6	10	1	0	1	5	0	0	1-0	0	1	1	0	0	.545	.583
	Texas	.261	149	544	96	142	230	20	1	22	78	3	5	77-1	134	12	3	7	18	.357	.423
2018	Texas	.264	146	560	83	148	243	30	1	21	62	1	2	92-2	156	6	1	10	11	.377	.434
MAJOR TOTALS		.276	1468	5414	855	1496	2422	305	27	189	706	10	37	777-39	1381	136	52	132	94	.378	.447
MINOR TOTALS		.298	723	2709	468	807	1229	132	49	64	373	10	22	358-16	577	168	65	46	35	.386	.454

* Led league # Tied for league lead

- Signed by Seattle as a non-drafted free agent by Jim Colborn and Jae Lee on Aug. 13, 2000.
- Acquired by Cleveland from Seattle, along with a PTBNL (LHP Shawn Nottingham), in exchange for 1B Ben Broussard on July 26, 2006.
- On disabled list, March 21-May 29, 2008, while recovering from 'Tommy John' surgery on left elbow on Sept. 25, 2007...included rehab assignment with Buffalo, May 14-30.
- On disabled list, July 4-22, 2010, with right thumb sprain...included rehab assignment with Akron, July 19-23.
- On disabled list, June 25-Aug. 10, 2011, with left thumb fracture...included rehab assignment with Lake County, Aug. 8-12.
- On disabled list, Aug. 28-Sept. 13, 2011, with left oblique strain.
- On disabled list, Sept. 16, 2011-end of season, with left oblique strain.
- Acquired by Cincinnati from Cleveland, along with INF Jason Donald, as part of 3-team trade with Arizona that sent OF Drew Stubbs, RHP Matt Albers, RHP Trevor Bauer, and RHP Bryan Shaw to Cleveland, and INF Didi Gregorius, 1B Lars Anderson, and LHP Tony Sipp to Arizona on Dec. 11, 2012.
- Signed by Texas as a free agent on Dec. 27, 2013.
- On disabled list, Aug. 25, 2014-end of season, with bone spur in left elbow.
- On disabled list, April 19-May 19, 2016, with right calf strain...included rehab assignments with Round Rock, May 15-17, and Frisco, May 18-19.
- On disabled list, May 21-June 12, 2016, with left lateral hamstring strain...included rehab assignments with Frisco, June 3-5 and June 8-12, and Round Rock, June 6-7.
- On disabled list, July 20-Aug. 3, 2016, with lower back inflammation.
- On disabled list, Aug. 16-Sept. 29, 2016, with left forearm fracture.

POSTSEASON RECORD

SERIES	CLUB	AVG	G	AB	R	H	TB	2B	3B	HR	RBI	SH	SF	BB-I	SO	SB	CS	HP	GDP	OBP	SLG
2013 NLWC	CIN vs. PIT	.333	1	3	2	1	4	0	0	1	1	0	0	0-0	1	0	0	1	0	.500	1.333
2015 ALDS	TEX vs. TOR	.238	5	21	4	5	8	0	0	1	2	1	0	1-0	6	0	0	0	0	.273	.381
2016 ALDS	TEX vs. TOR	.000	1	3	0	0	0	0	0	0	1	0	0	0-0	2	0	0	0	0	.000	.000
WC TOTALS		.333	1	3	2	1	4	0	0	1	1	0	0	0-0	1	0	0	1	0	.500	1.333
LDS TOTALS		.208	6	24	4	5	8	0	0	1	3	1	0	1-0	8	0	0	0	0	.240	.333
POSTSEASON TOTALS		.222	7	27	6	6	12	0	0	2	4	1	0	1-0	9	0	0	1	0	.276	.444

ALL-STAR GAME RECORD

YEAR	CLUB	AVG	G	AB	R	H	TB	2B	3B	HR	RBI	SH	SF	BB-I	SO	SB	CS	HP	GDP	OBP	SLG
2018	AL, Washington	.500	1	2	1	1	1	0	0	0	0	0	0	0-0	0	0	0	0	0	.500	.500

WORLD BASEBALL CLASSIC RECORD

YEAR	CLUB	AVG	G	AB	R	H	TB	2B	3B	HR	RBI	SH	SF	BB-I	SO	SB	CS	HP	GDP	OBP	SLG
2009	Korea	.188	7	16	5	3	9	0	0	2	4	0	0	3-0	5	0	1	3	1	.409	.563



CHOO CONTINUED

CAREER FIELDING

OF	PCT	G	PO	A	E	TC	DP
2006	.971	43	97	3	3	103	1
2007	1.000	5	10	1	0	11	1
2008	.985	75	128	4	2	134	0
2009	.979	143	317	11	7	335	2
2010	.986	142	267	*14	4	285	3
2011	.978	85	172	9	4	185	2
2012	.993	154	293	7	2	302	1
2013	.989	153	353	9	4	366	0
2014	.971	75	129	4	4	137	0
2015	.985	148	315	5	5	325	2
2016	.967	43	85	4	3	92	0
2017	.975	77	151	7	4	162	0
2018	.964	59	105	2	4	111	0
Totals	.982	1207	2438	80	46	2564	12

GRAND SLAMS (4)

Aug. 3, 2006 at BOS (Beckett)
 April 18, 2010 vs. CWS (Floyd)
 Sept. 17, 2010 at KC (Bullington)
 May 18, 2018 at CWS (Volstad)

GAME-ENDING HR (3)

Aug. 23, 2011 vs. SEA (G1) (League)
 May 7, 2013 vs. ATL (Kimbrel)
 May 26, 2018 vs. KC (McCarthy)

LEADOFF HR (27)

May 24, 2012 vs. DET (Verlander)
 June 14, 2012 at CIN (Leake)
 June 18, 2012 vs. CIN (Latos)
 July 5, 2012 vs. TB (Hellickson)
 July 21, 2012 vs. BAL (Tillman)
 April 4, 2013 vs. LAA (Blanton)
 May 4, 2013 at CHC (Samaradzija)
 May 27, 2013 vs. CLE (Jimenez)
 June 23, 2013 at ARI (Delgado)

June 29, 2013 at TEX (Tepesch)
 Aug. 21, 2013 vs. ARI (McCarthy)
 April 21, 2014 at OAK (Straily)
 July 4, 2014 at NYM (Niese)
 August 23, 2014 vs. KC (Guthrie)
 May 12, 2015 vs. KC (Volquez)
 May 13, 2015 vs. KC (Ventura)
 June 24, 2016 vs. BOS (Price)
 June 30, 2016 at NYY (Pineda)

July 3, 2016 at MIN (Gibson)
 July 5, 2016 at BOS (Price)
 May 27, 2017 at TOR (Estrada)
 May 30, 2017 vs. TB (Andriese)
 July 18, 2017 at BAL (Bundy)
 June 8, 2018 vs. HOU (Verlander)
 June 18, 2018 at KC (Kennedy)
 July 6, 2018 at DET (Zimmermann)
 Aug. 22, 2018 at OAK (Jackson)

CAREER HIGHS

Hits: 4, 13x, last Aug. 19, 2017 vs. CWS
Runs: 4, 2x, last June 30, 2012 at BAL
Doubles: 3, Aug. 10, 2008 at TOR
Triples: 1, 27x, last July 27, 2018 at HOU
Home Runs: 3, Sept. 17, 2010 at KC
RBI: 7, 2x, last Sept. 17, 2010 at KC
Walks: 4, Sept. 18, 2013 at HOU
Stolen Bases: 2, 9x, last Sept. 23, 2013 vs. NYM
Hitting Streak: 16, July 2-22, 2013

MULTI-HR GAMES (10)

Sept. 19, 2008 vs. DET
 July 3, 2009 vs. OAK
 May 21, 2010 vs. CIN
 June 23, 2010 at PHI
 June 27, 2010 at CIN
 Sept. 17, 2010 at KC (3)
 June 14, 2012 at CIN
 May 7, 2013 vs. ATL
 May 15, 2013 at MIA
 July 30, 2018 at ARI

HIT FOR CYCLE (1)

July 21, 2015 at COL



ZAC CURTIS

NON-ROSTER
INVITEE

L BATS	L THROWS	BORN • July 4, 1992 in Panama City Beach, FL
5'10" HEIGHT	175_{lb} WEIGHT	RESIDES • Nashville, TN
26 OPENING DAY AGE	ACQUIRED • Received on waivers from Philadelphia on Aug. 7, 2018	CONTRACT STATUS • Signed through 2019
	SERVICE TIME • 0.148	OPTIONS USED • 3/4

CAREER: The 26-year-old left-hander enters camp as a non-roster invitee after re-signing with the Rangers as a free agent in December...participated in club's minicamp in January...originally acquired from Philadelphia in an August 7, 2018 waiver claim, he spent the season's final month in the Texas bullpen after a stint at Triple-A...has seen major league time in three consecutive seasons and owns a 4.74 ERA over 42 career appearances in the big leagues with Arizona (2016), Seattle (2017), Philadelphia (2017-18), and Texas (2018)...in his minor league career, has posted a 2.62 ERA, 1.120 WHIP, and 12.2 strikeouts per 9 innings over 5 professional seasons and 213.1 innings...he was originally selected by Arizona in the 6th round of the 2014 June draft out of Middle Tennessee State...rose from High-A from to the majors with Arizona in 2016, making his ML debut with the Diamondbacks on 4/30/16.

2018: Combined for a 4.96 ERA (9 ER/16.1 IP), 1.898 WHIP, 19 BB, and 18 SO over 15 relief appearances with PHI and TEX at the major league level, setting career highs in most categories...had no save chances and allowed 4 of 10 inherited runners to score...finished 5 games and had one hold...also went 4-2, 3.18 (18 ER/51.0 IP) with a 1.216 WHIP in 42 G at the Triple-A level with Lehigh Valley (PHI) and Round Rock (TEX), his first career action at that level...in his 57 total appearances for the year, left-handed batters slashed .163/.289/.238 (.13-80) with 26 SO.

PHILADELPHIA: Posted no record with a 1.86 ERA (2 ER/9.2 IP) over 7 relief appearances spanning 2 stints with the Phillies (4/30-5/9, 6/22-30), allowing 10 BB with 10 SO...only runs allowed w/ PHI came on 5/9 vs. SF (2.0 IP, 2 R-ER), as he posted 7.2 SHO IP in his other 6



CURTIS CONTINUED

FRONT OFFICE

COACHES

CURTIS

2018 REVIEW

OPONENTS

RECORDS

DEVELOPMENT

MEDIA

appearances...made 33 relief appearances for Lehigh Valley (AAA), posted 48 SO in 42.0 IP...was designated for assignment on 7/31 while with IronPigs.

TEXAS: Acquired via waiver claim on 8/7...recalled from Round Rock (AAA) on 9/1 and allowed 8 R-7 ER over 8 G/6.2 IP with Texas for the duration of the year...was 1-0 with a 4.00 ERA (4 ER/9.0 IP) over 9 relief appearances with the Express prior to his promotion...was not tendered a contract offer by Texas on 11/30, but re-signed to minors deal on 12/17.

2017: Spent most of the season with Arkansas (AA) in Lone season in SEA system...named a Texas League midseason All-Star...led the TL in games finished (37) and ranked 4th in saves (13)...allowed only one HR through his first 32 G (40.0 IP)...had a 2.03 ERA (9 ER/40.0 IP) through his first 32 games and an 8.74 ERA (11 ER/11.1 IP) in final 9 games...averaged 10.52 SO/9 IP (60 SO, 51.1 IP) with Arkansas...claimed off waivers by the Phillies on 9/11 and pitched in 3 G...pitched in 16 G for Lacey in Dominican Winter League...**2016:** Began the season with Visalia (A)...had his contract selected by ARI on 4/30 and made his ML debut that night vs. COL (0.2 IP), retiring his only BF (Gerardo Parra) on an inning-ending GIDP...did not allow a run in his first 10 ML games (8.1 IP)...optioned to Mobile (AA) on 6/14...averaged 13.73 SO/9.0 IP

(30 SO, 19.2 IP) in his 19 G with Mobile...recalled on 7/6 for a 2nd stint before being optioned on 7/30 and finishing the season with Mobile...traded to SEA on 11/23...**2015:** Spent the entire season with Kane County (A)...named a Midwest League postseason All-Star and a MiLB.com Organizational All-Star...led all full-season single-A pitchers with 33 saves; also led MiLB in games finished (45) and ranked 2nd in games (53)...posted a 0.63 ERA (2 ER, 28.2 IP) in 28 games in the 2nd half...had 15.0-inning scoreless streak, 6/8-7/22...**2014:** Began his professional career with Hillsboro (A)...selected as a Northwest League midseason All-Star and *Baseball America* short-season All-Star...tied for the NWL lead in saves (14) and ranked 2nd in games finished (22)...21 of his 24 appearances were scoreless...held RHH to a .174 BA (12-69).

PERSONAL: Zachary Aaron Curtis...married the former Chelsea Richardson (5/16/14)...has 2 sons, Greyson (8/19/13) and Brooks (9/11/18)...2014 graduate of Middle Tennessee State University...named First-Team All-Conference USA and ABCA Second-Team All-Central Region as a senior...was selected as a semifinalist for the Gregg Olson Award for college breakout player of the year...prior to transferring to Middle Tennessee State, attended Volunteer State College (TN) for two years...hobbies: hunting and golfing...signed by Nate Birtwell.

CAREER RECORD

YEAR	CLUB	W-L	ERA	G	GS	CG	SHO	SV	IP	H	R	ER	HR	HB	BB-I	SO	WP	BK	AVG
2014	Hillsboro—1	2-1	1.00	24	0	0	0	#14	27.0	18	5	3	0	0	12-0	42	1	0	.188
2015	Kane County	4-4	1.33	53	0	0	0	*33	54.0	33	9	8	2	1	12-0	75	5	0	.176
2016	Visalia	1-0	5.23	8	0	0	0	2	10.1	12	8	6	0	1	5-0	22	3	0	.279
	Arizona	0-1	6.75	21	0	0	0	0	13.1	13	10	10	2	3	13-1	10	0	0	.255
	Mobile	0-1	3.20	19	0	0	0	4	19.2	17	7	7	3	0	6-0	30	0	0	.227
2017	Arkansas—2	1-2	3.51	41	0	0	0	13	51.1	43	21	20	3	6	19-0	60	6	0	.226
	Seattle	0-0	0.00	3	0	0	0	0	4.2	3	3	0	1	2	1-0	2	2	0	.167
	Philadelphia—3	0-0	2.45	3	0	0	0	0	3.2	3	1	1	0	0	2-0	4	0	0	.250
2018	Lehigh Valley	3-2	3.00	33	0	0	0	0	42.0	29	18	14	4	2	22-1	48	2	0	.201
	Philadelphia	0-0	1.86	7	0	0	0	0	9.2	6	2	2	0	1	10-1	10	0	0	.188
	Round Rock—4	1-0	4.00	9	0	0	0	0	9.0	5	4	4	1	0	6-0	12	0	0	.161
	Texas—5	0-1	9.45	8	0	0	0	0	6.2	6	8	7	1	0	9-1	8	2	0	.214
MAJOR TOTALS		9-2	4.74	42	0	0	0	0	38.0	31	24	20	4	6	35-3	34	4	0	.226
MINOR TOTALS		12-10	2.62	187	0	0	0	66	213.1	157	72	62	13	10	82-1	289	17	0	.205

* Led league # Tied for league lead

- 1- Selected by Arizona in the 6th round of the 2014 June draft...signed by Nate Birtwell.
- 2- Acquired by Seattle from Arizona, along with INF Jean Segura and OF Mitch Haniger, in exchange for RHP Taijuan Walker and INF Ketel Marte on Nov. 23, 2016.
- 3- Acquired by Philadelphia off waivers from Seattle on Sept. 11, 2017.
- 4- Acquired by Texas off waivers from Philadelphia on Aug. 7, 2018.
- 5- Signed by Texas as a minor league free agent on Dec. 17, 2018.


CAREER FIELDING

P	PCT	G	PO	A	E	TC	DP
Totals	1.000	42	1	8	0	9	0

CAREER HIGHS

Innings: 3.0, June 16, 2017 at TEX
Strikeouts: 3, June 29, 2018 vs. WAS
Walks: 3, 4x, last Sept. 22, 2018 vs. SEA
Losing Streak: 2, July 29, 2016-Sept. 3, 2018





CHASE d'ARNAUD

NON-ROSTER
INVITEE

R BATS **R THROWS** **BORN** • Jan. 21, 1987 in Torrance, CA
6'11" HEIGHT **197.5 WEIGHT** **RESIDES** • Long Beach, CA
32 OPENING DAY AGE **ACQUIRED** • Signed as a minor league free agent on Dec. 17, 2018
CONTRACT STATUS • Signed through 2019
SERVICE TIME • 3.056 **OPTIONS USED** • 3/3

INF #6

TWITTER • @chasedarnaud

CAREER: The 32-year d'Arnaud was signed as a minor league free agent with an invitation to ML spring training on 12/17/18...spent final 3 months of 2018 with SF in only season in Giants' organization, starting 21 total games at all 4 infield positions...has played in 236 ML games with PIT (2011-12; '14), PHI (2015), ATL (2016-17), BOS (2017), SD (2017), and SF (2018)...established career highs in most offensive categories with Atlanta in 2016...was a 4th round selection by PIT in the 2008 MLB Draft and made his big league debut with the Pirates in June 2011...played at Pepperdine University.

2018: Was in the Giants' ML spring training camp as a non-roster player...opened the season at Sacramento (AAA), making starts at 2B (28), SS (20), 1B (13), 3B (4), RF (2), LF (1), and CF (1)...despite appearing in just 76 games, led the Rivercats in stolen bases (15), tied for 1st in triples (4) and walks (40), and placed 3rd in homers (12) and runs (54)...hit .327 (18-55) vs. LHP and .371 (23-62) with RISP...had a .338 (24-71) average in 24 games in June...was scheduled to start at SS for the PCL in the Triple-A All-Star Game at Columbus but was promoted to SF before that game.

Was purchased by SF on 7/7 and spent the rest of the year with the club with starts at 2B (13), 3B (5), 1B (2), and SS (1)...did not commit an error in 83 TC with last miscue on 7/11/17 at SS vs. LAD...was 1-for-14 as a pinch-hitter...hit a ML high 3 homers, including a 1st inning leadoff blast on 7/11 vs. CHC...batted .300 (9-30) in his 1st 9 games through 7/24 with 3 2-hit games...had a .175 (11-63) average in final 33 contests, going 1-for-15 in last 10 games...tied a career high with 3 RBI, 7/30 at SD...pitched a scoreless 8th inning, allowing one hit in an 11-4 loss on 8/19 at CIN...was the 5th position player to pitch for the Giants in the SF era (Greg Litton, Dave Kingman, Matty Alou and Pablo Sandoval), the 3rd to throw a scoreless outing (Alou, Sandoval).

2017: Combined to hit .190 (11-58) in 35 games with ATL, BOS, and SD...opened the season with the Braves, appearing in 11 games with one start in LF before being designated for assignment on 4/25...was claimed on waivers by BOS and appeared in just 2 games for the Red Sox before being DFA on 5/18...was then acquired on a waiver claim by SD on 5/21...made starts at SS (8), 3B (2), and 2B (1) for the Padres and also played at 1B and in RF...hit only HR, 6/17 at MIL...went hitless in final 14 at bats with SD beginning 6/19...was on Padres' MLB paternity list, 6/27-30...was designated for assignment on 7/4 and assigned outright to El Paso (AAA) on 7/7...made starts at 2B (18), 1B (11), SS (9), and 3B (1) for the Chihuahuas the rest of the season...**2016:** Started the season at Gwinnett (AAA) before having his contract purchased by ATL on 5/2...spent the rest of the year with the Braves, making 51 total starts at SS (16), 3B (16), 2B (10), LF (5), CF (3), and RF (1)...set Major League highs for games (84), at bats (233), runs (23), hits (57), 2B (14), RBI (21), BB (23), and SB (9)...had a .360

(9-25) batting average as pinch-hitter, 2nd best in the N.L....hit 1st ML homer, 7/1 off MIA's Justin Nicolino...batted .345 (29-84) in 1st 25 games through 6/8 but hit just .188 (28-149) in final 59 contests...**2015:** Tied for 2nd in the International League in runs (77) and T5th in steals (28) at Lehigh Valley (AAA)...started 84 G at SS, 31 at 3B, and 2 in LF...was purchased by PHI on 9/14 and made 2 starts at SS and one at 3B the rest of the year...**2014:** Ranked among the International League leaders in triples (2nd, 9) and stolen bases (3rd, 30) at Indianapolis (AAA) in final season in PIT organization...made starts at CF (36), LF (29), 3B (11), 2B (7), RF (2) and pitched in one game...was promoted to PIT on 9/2 and appeared in 8 games the rest of the year...**2013:** Suffered a broken left thumb during spring training on 3/9 and had surgery on 3/18 performed by Dr. Tom Graham...began year on PIT's 60-day DL...appeared in 11 games between Bradenton (High-A), Altoona (AA) and Indianapolis on rehabilitation assignment, 5/16-30...was reinstated from the DL and optioned to Indianapolis on 5/31 for the rest of the year...made starts at SS (38), 2B (12), LF (4), and CF (1)...**2012:** Was 2nd in the IL in steals (34) at Indianapolis...was on the DL, 4/9-5/7 after being hit on the helmet with a pitch on 4/7...was on PIT's roster from 8/28-31 but did not appear in a game...hit .333 with a homer and 5 RBI in 4 games during the 1st round of the IL playoffs vs Charlotte...was recalled by PIT on 9/10 and appeared in 8 games the rest of the year...**2011:** Entered the season ranked as PIT's 10th-best prospect by *Baseball America* and went to Pirates' spring training camp as a non-roster invitee...opened the year at Indianapolis...was on DL from 5/23-6/2...was purchased by PIT on 6/24... started at 3B in ML debut that night vs. BOS and tripled off Jon Lester in 5th inning for 1st hit...spent rest of the season with PIT with starts at SS (23), 3B (10), and 2B (1)...was on the 15-day DL, 7/27-8/25 with a fractured right little finger...played for Este in Dominican Winter League but appeared in just 3 games before having his right hand stepped on and missed the remainder of the winter league season...**2010:** Entered the season ranked as PIT's 5th-ranked prospect by *Baseball America*...tied for 1st in the Eastern League in triples (9) and at-bats (530) and ranked 4th in stolen bases (33) at Altoona (AA)...was the MVP of the EL All-Star Game after hitting a grand slam...batted .290 with 3 home runs and 5 RBI in 8 games during the EL playoffs...homered off Trenton's Andy Pettitte (on rehab assignment) in Game 1 of the EL Championship Series...**2009:** Combined to hit .263 with 7 homers and 57 RBI in 116 games with West Virginia (Low-A) and Lynchburg (High-A)...ranked 3rd among Pirates' minor leaguers in batting average (.293) and stolen bases (31)...played in the South Atlantic League All-Star Game...was named Mills Cup MVP after batting .308 with 3 doubles and 7 RBI...batted .296 (24-for-81) with 5 doubles, 6 RBI and a league-leading 13 SB in 20 G with Scottsdale in the Arizona Fall League...**2008:** Tied for 5th in the New York-Penn League in 3B (5) and T9th in SB (14) at State College (S-A) in 1st pro season.



d'ARNAUD CONTINUED

FRONT OFFICE COACHES d'ARNAUD 2018 REVIEW OPPONENTS RECORDS DEVELOPMENT MEDIA

AMATEUR BACKGROUND: Played 3 seasons at Pepperdine U. in Malibu, CA... was named a Freshman All-American by *Collegiate Baseball* in 2006 and was also selected to the All-West Coast Conference 1st team and WCC All-Freshman team...was 3 letters in baseball at Los Alamitos (CA) High School (graduated '05)...drafted by LAD in the 44th round of the 2005 MLB Draft but did not sign...played for Anchorage Glacier Pilots of the Alaskan Summer League in 2006 and the Orleans Cardinals of the Cape Cod League in 2007.

PERSONAL: Chase Jonathan d'Arnaud...he and his wife, Caitlyn, live in Long Beach, CA...his brother, Travis is a catcher for NYM...the brothers played together on the 2009 South Atlantic League All-Star team...his band, the Chase d'Arnaud Band, opened for Lady Antebellum in 2016 at the Verizon Wireless Amphitheater in Alpharetta, GA.

CAREER RECORD

YEAR	CLUB	AVG	G	AB	R	H	TB	2B	3B	HR	RBI	SH	SF	BB-I	SO	SB	CS	HP	GDP	OBP	SLG
2008	State College—1,2	.286	43	168	26	48	71	10	5	1	21	0	2	11-0	30	14	2	2	4	.333	.423
2009	West Virginia Lynchburg	.291 .295	62 54	213 210	32 45	62 62	91 101	14 19	4	4	26 2	2	2	30-0	31 17	3	8	2	394	.427	.481
2010	Altoona	.247	132	#530	91	131	200	33	#9	6	48	5	4	56-0	102	33	7	12	5	.331	.377
2011	Indianapolis Pittsburgh—3 Bradenton	.264 .217 .333	74 48 4	288 143 12	43 17 3	76 41 4	112 61 8	12 6 2	6 2 0	4 6 1	37 2 3	4 2 0	1	23-0	53 20	4	5	2	.328	.389	
2012	Indianapolis Pittsburgh	.252 .000	98 8	381 6	63 2	96 0	146 0	24 0	4 0	6 0	38 1	3	1	37-0	93	34	5	5	3	.325	.383
2013	Bradenton Altoona Indianapolis—4	.333 .143 .233	2 4 61	6 14 240	2 1 3	2 2 56	2 2 84	0 0 8	0 0 4	0 0 4	0 0 20	2	2	18-1	43	17	5	1	2	.280	.350
2014	Indianapolis Pittsburgh	.250 ---	118 8	376 0	59 0	94 2	134 0	16 0	9 0	2 0	23 0	1	3	29-1	82	30	13	7	2	.313	.356
2015	Lehigh Valley—5 Philadelphia	.268 .176	120 11	497 17	77 2	133 3	176 5	18 0	5	35 1	4 0	0	0	26-0	64	28	8	11	6	.317	.354
2016	Gwinnett—6 Atlanta Atlanta	.255 .245 .375	22 84 11	94 233 8	11 24 5	24 57 3	35 78 3	6 2 0	1 4 0	1 21 0	4 3 0	0	0	6-0	16	7	0	0	0	.300	.372
2017	Atlanta Boston—7 San Diego—8 El Paso	.297 1.000 .143 .297	45 2 22 45	172 49 5 172	39 5 7	51 12 2	73 2 1	8 1	4	19 1	2	17-0	33	12	1	2	2	2	.363	.424	
2018	Sacramento—9 San Francisco—10	.292 .215	76 42	253 93	54 9	74 20	132 14	4 5	0	43 3	0 9	1	1	4-0	37	2	1	1	0	.273	.366
MAJOR TOTALS		.222	236	550	68	122	174	27	5	5	40	3	5	36-2	152	29	10	5	8	.253	.316
MINOR TOTALS		.265	915	3454	579	915	1369	183	56	53	349	23	24	326-5	654	245	57	66	31	.338	.396

* Led league # Tied for league lead

- Selected by Los Angeles-NL in the 44th round of the 2005 June draft...did not sign.
- Selected by Pittsburgh in the 4th round of the 2008 June draft.
- On disabled list, July 27-Aug. 25, 2011, with right pinky fracture...included rehab assignments with Bradenton, Aug. 7-11, and Indianapolis, Aug. 12-24.
- On disabled list, March 20-May 31, 2013, with left thumb fracture...included rehab assignments with Bradenton, May 16-17, Altoona, May 18-24, and Indianapolis, May 25-31.
- Signed by Philadelphia as a minor league free agent on Nov. 15, 2014.
- Signed by Atlanta as a minor league free agent on Nov. 5, 2015.
- Acquired by Boston off waivers from Atlanta on April 27, 2017.
- Acquired by San Diego off waivers from Boston on May 21, 2017.
- Signed by San Francisco as a minor league free agent on Jan. 5, 2018.
- Signed by Texas as a minor league free agent on Dec. 17, 2018.

CAREER HIGHS

Hits: 3, 4x, last July 17, 2016 vs. COL
Runs: 2, 3x, last July 8, 2016 at CWS
Doubles: 1, 27x, last Sept. 3, 2018 at COL
Triples: 1, 5x, last July 28, 2016 vs. PHI
Home Runs: 1, 5x, last July 30, 2018 at SD
RBI: 3, 3x, last July 30, 2018 at SD
Walks: 2, 5x, last July 13, 2018 vs. OAK
Stolen Bases: 1, 29x, last Sept. 3, 2018 at COL
Hitting Streak: 6, July 10-24, 2018

LEADOFF HR (1)

July 11, 2018 vs. CHC (Montgomery)

CAREER FIELDING

SS	PCT	G	PO	A	E	TC	DP
2011	.936	29	27	61	6	94	14
2012	1.000	1	0	1	0	1	0
2014	-	1	0	0	0	0	0
2015	1.000	3	3	7	0	10	1
2016	.983	21	20	38	1	59	7
2017	.943	10	17	16	2	35	6
2018	-	1	0	0	0	0	0
Totals	.955	66	67	123	9	199	28

3B	PCT	G	PO	A	E	TC	DP
2011	.929	12	11	28	3	42	4
2015	1.000	1	2	7	0	9	2
2016	1.000	19	12	24	0	36	1
2017	1.000	3	1	3	0	4	1
2018	1.000	10	2	13	0	15	0
Totals	.972	45	28	75	3	106	8

2B	PCT	G	PO	A	E	TC	DP
2011	1.000	1	1	1	0	2	0
2012	1.000	2	1	1	0	2	0
2016	.976	10	13	27	1	41	1
2017	.909	4	3	7	1	11	3
2018	1.000	17	26	30	0	56	9
Totals	.982	34	44	66	2	112	13

OF	PCT	G	PO	A	E	TC	DP
2016	1.000	13	27	1	0	28	0
2017	1.000	5	4	0	0	4	0
Totals	1.000	18	31	1	0	32	0





MATT DAVIDSON

NON-ROSTER
INVITEE

R	R	BORN	March 26, 1991 in Yucaipa, CA
BATS	THROWS	RESIDES	Glendale, AZ
6'3"	230	ACQUIRED	Signed as a minor league free agent on Feb. 7, 2019
HEIGHT	WEIGHT	CONTRACT STATUS	Signed through 2019
28	2.145	SERVICE TIME	2.145
OPENING DAY AGE	OPTIONS USED	3/3	

INF #40

TWITTER @matt_davidson24

CAREER: The right-handed hitting corner infielder was signed by Texas in February after spending the past three seasons in the Chicago White Sox organization... will also work as a pitcher this spring after time spent working from the mound in the offseason...has posted back-to-back 20-homer campaigns...had 3 dominant outings on the mound in 2018, including one against the Rangers, joining Shohei Ohtani (2018) and Babe Ruth (1919) as the only players in MLB history with 20-plus homers and three pitching appearances in one season...a former first round pick (35th overall) by the Diamondbacks in the 2009 June draft, Davidson turns 28 years old just prior to Opening Day...rated one of baseball's top 100 prospects prior to each season from 2011-14 by *Baseball America*...has hit 49 HR with a .730 OPS figure in 273 major league games with Arizona (2013) and Chicago-AL (2016-18).

2018: Set career highs in 2B (23), BB (52), and R (51), ranking among team leaders in BB (2nd), AB/RBI (3rd, 7.00), HR (T3rd, 20), RBI (4th, 62), and 2B (5th)... entered season with 29 BB in his ML career...his 165 SO were 7th-most in the A.L....hit 9 HR in his 1st 21 G through 4/27, then hit 11 HR in final 102 G...posted multi-HR games in 3 of his 1st 4 G at KC in March/April (see below)...hit 2nd career walk-off HR on 9/3 vs. DET (Shane Green)...hit 15 of his 20 HR on the road...career-high 8-G hit streak, 8/28-9/4 (.414, 12-29)...on DL, 5/25-6/3 with back spasms...also missed 4 G from 9/10-14 with leg soreness...made 117 total starts as DH (64), 1B (41), and 3B (12)...was not tendered a contract offer by the CWS on 11/30, making him a free agent.

KANSAS CITY, HERE I COME: Hit 8 of his 20 HR vs. KC, T4th-most by any individual against one team in 2018 and T2nd-most ever in one season by a Royals opponent...hit 7 HR in 7 G at Kauffman Stadium, highest single-season total by an opponent in the 46-year history of that park...multi-HR games at The K on 3/29 (3), 4/26 (2), and 4/27 (2), joining Royals Steve Balboni (1985) and Billy Butler (2009) as only batters with 3 such games in a season at the facility...hit career-best 3 HR on 3/29, becoming 4th player in ML history with 3 HR on Opening Day: TOR's George Bell (1988), CHC's Tuffy Rhodes (1994), and DET's Dmitri Young (2005).

NOW PITCHING: Made 1st 3 career mound appearances on 6/29 at TEX, 7/29 vs. TOR, and 8/7 vs. NYY...his totals in those 3 G: 3.0 IP, 1 H, 0 R, 1 BB, 2 SO, 0.667 WHIP...became the 12th position player (13th time) to make 3+ pitching appearances in a season since introduction of the DH in 1973...worked a 1-2-3 8th

inning in his mound debut on 6/29 at Globe Life Park, whipping Rougned Odor.

2017: His career-high 26 HR ranked 2nd among A.L. rookies, while career-best 68 RBI were 5th...also finished among A.L. rookies in SLG (4th, .452) and runs (T8th, 43)...finished 2nd among CWS in HR (33-José Abreu)...hit 18 HR in 1st 'half', T2nd-most by a rookie in Sox history (Abreu-29 in 2014)...career-best 4-G HR streak from 6/12-15, including 1st grand slam on 6/13 vs. BAL...made 1st career Opening Day roster...was a triple shy of cycle both 4/24 vs. KC and 6/22 at MIN...1st walk-off HR, 7/30 vs. CLE, then had game-ending RBI single in 9th on 7/31 vs. TOR...on 10-day DL 8/4-24 with right wrist contusion suffered on 8/1 HBP (Marcus Stroman)...**2016:** Entered the season ranked by MLB.com as the 18th-best prospect in CWS organization... spent bulk of year at Charlotte (AAA) and suffered season-ending injury in only game with CWS...hit .268 with .792 OPS, 10 HR, and 46 RBI in 75 G w/ the Knights, and was named to Triple-A All-Star team...ranked among International League leaders in 2B (T1st, 20) and RBI (5th) at time he was recalled by Sox on 6/30...made CWS debut that afternoon as starting DH, going 1-for-2 w/ RBI before suffering broken right foot while running the bases...on DL 7/1-end of season, transferred to 60-day DL on 7/17...underwent successful surgery on 7/1 at Rush University Medical Center...**2015:** Led IL with 23 HR and ranked 2nd in BB (62) in his 2nd year with Charlotte...hit HR in back-to-back games on 3 occasions and had 2 multi-HR efforts...named by *Baseball America* as Best Defensive 3rd baseman in the IL...led all IL 3B in fielding percentage (.971) and assists (281) and tied for the lead in double plays (94)...selected to the IL All-Star team and participated in the Triple-A All-Star Game Home Run Derby...**2014:** Spent year with Charlotte in 1st season in CWS system...finished 4th in IL with 20 HR... entered the season rated by *Baseball America* as the no. 4 Prospect in CWS organization...also rated by MLB.com as the no. 80 Prospect overall in baseball...**2013:** Spent most of season at Reno (AAs), and also made ML debut by appearing in 31 G over 2 stints with D-backs in his final season in ARI organization (8/11-25, 9/3-end of season)...had 20 starts at 3B for ARI...contract purchased 8/11 and made ML debut that night vs. NYM (1-for-3), recording 1st hit on 6th-inning single off Jon Niese...hit 3 HR in 8-day span, 9/15-22, including 1st career HR on 9/15 vs. COL (Wilton López)...played for US team in All-Star Futures Game on 7/14 at Citi Field (teammates with Delino DeShields), earning MVP honors after go-ahead 2-R HR...also named to Pacific Coast League All-Star team, winning Triple-A HR Derby at his home park...

FRONT OFFICE
COACHES
DAVIDSON
2018 REVIEW
OPPONENTS
RECORDS
DEVELOPMENT
MEDIA



DAVIDSON CONTINUED

FRONT OFFICE

COACHES

DAVIDSON

2018 REVIEW

OPONENTS

RECORDS

DEVELOPMENT

MEDIA

entered season rated by *Baseball America* as the no. 4 Prospect and Best Power Hitter in ARI system...traded to CWS on 12/16 for RHP Addison Reed...**2012:** Named to Southern League midseason and postseason All-Star teams with Mobile (AA), ranking among league leaders in runs (2nd, 81), TB (3rd, 228), HR (4th, 23), SLG (5th, .469), BB (T6th, 69), and 2B (T8th, 28)...appeared in just 11 G with Salt River in Arizona Fall League due to a concussion, which forced him to miss Rising Stars Game despite his selection...entered year ranked by BA and MLB.com as no. 5 prospect in ARI system...**2011:** Ranked among California League leaders in 2B (2nd, 39), G (T2nd, 135), XBH (6th, 60), R (T8th, 93), TB (T8th, 249), and HR (T10th, 20) with Visalia (High-A)...had 38 RBI in 30 G, 5/1-6/2...reached safely in 21 straight, 5/3-26...ranked by BA after season as no. 16 prospect in Cal League...entered year rated by BA as no. 3 prospect in ARI system...**2010:** Combined to hit .272/.360/.469/.829

(132-486) with 18 HR, 36 2B, 90 RBI in 134 G with South Bend (A) and Visalia...named Midwest League mid and postseason All-Star...ranked among MWL leaders in SLG (3rd, .504), RBI (T7th, 79), 2B (T9th, 35), and HR (T10th, 16)...**2009:** Made pro debut with Yakima in Northwest League at age 18.

PERSONAL/MISCELLANEOUS: Matthew Glen Davidson...wife's name is Julianne...has 2 children: daughter Brixton (4) and Wake (2)...has held baseball clinics for special education students in his hometown of Yucaipa, Calif. the past 3 offseasons...drafted out of Yucaipa (CA) High School in 2009, recommended/signed by ARI scout Jeff Mousser...rated by *Baseball America* as 3rd-best high school power hitter in the 2009 draft...his brother, Kevin, was briefly in the CWS system in 2017.

CAREER BATTING RECORD

YEAR	CLUB	AVG	G	AB	R	H	TB	2B	3B	HR	RBI	SH	SF	BB-I	SO	SB	CS	HP	GIDP	OBP	SLG
2009	Yakima—1	.241	72	270	29	65	86	15	0	2	28	1	0	21-0	75	0	2	7	9	.312	.319
2010	South Bend	.289	113	415	58	120	209	35	3	16	79	0	4	43-2	109	0	2	13	8	.371	.504
	Visalia	.169	21	71	6	12	19	1	0	2	11	0	0	12-1	25	0	0	1	2	.298	.268
2011	Visalia	.277	135	535	93	148	249	39	1	20	106	0	8	52-1	147	0	1	11	7	.348	.465
2012	Mobile	.261	135	486	81	127	228	28	2	23	76	0	5	69-5	126	3	4	15	12	.367	.469
2013	Reno	.280	115	443	55	124	213	32	3	17	74	0	6	46-1	134	1	0	5	16	.350	.481
	Arizona	.237	31	76	8	18	33	6	0	3	12	0	0	10-1	24	0	1	1	1	1.333	.434
2014	Charlotte—2	.199	130	478	59	95	173	18	0	20	55	1	3	49-1	164	0	0	8	5	.283	.362
2015	Charlotte	.203	141	528	63	107	198	22	0	*23	74	1	4	62-2	191	1	0	7	11	.293	.375
2016	Charlotte	.268	75	284	35	76	126	#20	0	10	46	2	3	32-2	86	0	0	5	7	.349	.444
	Chicago-AL—3	.500	1	2	1	1	1	0	0	0	1	0	0	0-0	1	0	0	0	0	0.500	.500
2017	Chicago-AL—4	.220	118	414	43	91	187	16	1	26	68	0	5	19-0	165	0	1	5	12	.260	.452
	Charlotte	.000	1	3	0	0	0	0	0	0	0	0	0	0-0	3	0	0	0	0	.000	.000
2018	Chicago-AL—5, 6	.228	126	434	51	99	182	23	0	20	62	0	3	52-0	165	0	0	7	8	.319	.419
	MAJOR TOTALS	.224	276	926	103	209	403	45	1	49	143	0	8	81-1	355	0	2	13	29	.295	.435
	MINOR TOTALS	.249	938	3513	479	874	1501	210	9	133	549	5	33	386-15	1060	5	9	72	77	.333	.427

* Led league # Tied for league lead

- 1- Selected by Arizona in the supplemental 1st round (35th overall) of the 2009 June draft...signed by Jeff Mousser.
- 2- Acquired by Chicago-AL from Arizona in exchange for RHP Addison Reed on Dec. 16, 2013.
- 3- On disabled list, July 1, 2016-end of season, with broken right foot.
- 4- On disabled list, Aug. 4-24, 2017, with right wrist contusion...included rehab assignment with Charlotte, Aug. 23-24.
- 5- On disabled list, May 25-June 3, 2018, with back spasms.
- 6- Signed by Texas as a minor league free agent on Feb. 7, 2019.

CAREER PITCHING RECORD

YEAR	CLUB	W-L	ERA	G	GS	CG	SHO	SV	IP	H	R	ER	HR	HB	BB-I	SO	WP	BK	AVG
2018	Chicago-AL	0-0	0.00	3	0	0	0	0	3.1	1	0	0	0	0	1-0	2	0	0	.100
	MAJOR TOTALS	0-0	0.00	3	0	0	0	0	3.1	1	0	0	0	0	1-0	2	0	0	.100

* Led league # Tied for league lead

CAREER FIELDING

3B	PCT	G	PO	A	E	TC	DP
2013	.974	20	10	28	1	39	3
2017	.955	34	14	49	3	66	7
2018	.949	14	15	22	2	39	5
Totals	.958	68	39	99	6	144	15

1B	PCT	G	PO	A	E	TC	DP
2017	.974	19	140	7	4	151	11
2018	.994	45	335	13	2	350	23
Totals	.988	64	475	20	6	501	34

P	PCT	G	PO	A	E	TC	DP
2018	1.000	3	2	1	0	3	0

MULTI-HR GAMES (3)

- March 29, 2018 at KC (3)
- April 26, 2018 at KC
- April 27, 2018 at KC

CAREER BATTING HIGHS

- * Hits: 3, 10x, last Aug. 31, 2018 vs. BOS
- * Runs: 4, 2x, last April 5, 2018 vs. DET
- * Doubles: 2, 3x, last Aug. 25, 2018 at DET
- * Triples: 1, April 6, 2017 vs. DET
- * Home Runs: 3, March 29, 2018 at KC
- * RBI: 5, March 29, 2018 at KC
- * Walks: 3, April 10, 2018 vs. TB
- * Hitting Streak: 8, Aug. 28-Sept. 4, 2018


GAME-ENDING HR (2)

- * July 30, 2017 vs. CLE (Shaw)
- * Sept. 3, 2018 vs. DET (Greene)

GRAND SLAMS (1)

- * June 13, 2017 vs. BAL (Asher)





MIGUEL DEL POZO

NON-ROSTER
INVITEE

L BATS **L** THROWS **BORN** • Oct. 14, 1992 Santo Domingo, Dominican Republic
6'1" HEIGHT **180** WEIGHT **RESIDES** • Santo Domingo, Dominican Republic
26 OPENING DAY AGE **ACQUIRED** • Signed as a minor league free agent on Dec. 21, 2018
CONTRACT STATUS • Signed through 2019
SERVICE TIME • 0.000 **OPTIONS USED** • 1/3

LHP #83

TWITTER + @migueldelpozo

CAREER: The 26-year-old left-hander is entering his 1st season in the Texas organization after being signed as a minor league free agent with an invitation to major league spring training on 12/21/18...is seeking his major league debut, as he has yet to pitch above the Double-A level...has spent the entirety of his 8-year career in the Miami organization, compiling a 4.16 ERA while averaging 10.0 strikeouts per 9.0 innings in 167 games/16 starts...worked exclusively as a reliever last season...was added to Miami's 40-man roster in November 2017 following recovery from 'Tommy John' surgery, which caused him to miss all of 2016 and part of the 2017 season...was signed by Florida (now Miami) on 8/24/10, less than 2 months before his 18th birthday...participated in the January mini-camp at the Texas Rangers Youth Academy.

2018: Went 5-0 with a 3.97 ERA (15 ER/34.0 IP) and one save over 28 relief appearances with Double-A Jacksonville...had the 3rd-most wins (career-high 5) and 4th-most games (28) among Jumbo Shrimp hurlers...was one of 2 Southern League pitchers with 5-or-more wins and zero losses...posted a 6.38 ERA (13 ER/18.1 IP) over 1st 14 G, then had a 1.15 ERA (2 ER/15.2 IP) in final 14 G...opponents batted .274/.349/.415/.763...opened the season on the disabled list with a muscle strain in chest and was reinstated on 6/2...allowed runs in 7 of 28 G and recorded multiple strikeouts in 11 of 28 G.

WINTER BALL: Appeared in 19 G with Cibao in the Dominican Winter League, going 3-1 with a 4.97 ERA (7 ER/12.2 IP) and 11 BB/15 SO...tied for the club lead in wins...had a 2.92 ERA (4 ER/12.1 IP) with 15 SO over last 18 G...teammates with José Leclerc and Ronald Guzmán.

2017: Combined to go 3-0 with 0.70 ERA (2 ER/25.2 IP) in 22 G/2 GS between the GCL Marlins, Single-A

Greensboro, High-A Jupiter and Double-A Jacksonville... began season on 7-day disabled list recovering from 'Tommy John' surgery...returned from rehab and reinstated from DL on 6/30, and was assigned to Greensboro...made just 3 appearances with the Grasshoppers before being promoted to Jupiter on 7/13...appeared in 12 G with Jupiter following promotion, posting 2-0 record and 0.54 ERA (1 ER/16.2 IP) in 12 G...promoted to Jacksonville on 8/21 and made 1st career Double-A appearance on 8/22 vs. Birmingham...following season, appeared in 10 G with the Salt River Rafters in the Arizona Fall League with no record and 8.76 ERA (12 ER/12.1 IP)...**2016:** Missed entire season while recovering from 'Tommy John' surgery on left elbow...surgery was performed by Dr. James Andrews in Pensacola, FL on 4/26...**2015:** Spent entire season with Jupiter, posting 2-5 record and 4.25 ERA (28 ER/59.1 IP) in 27 G/5 GS...named Florida State League mid-season All-Star after finishing 1st half with 2-1 record and 3.55 ERA (13 ER/33.0 IP) in 20 appearances...went down with left elbow injury following 7/28 loss to Tampa... placed on 7-day DL on 7/29 and missed remainder of season...**2014:** With Greensboro, set career highs and led 'Hoppers bullpen in appearances (41), innings pitched (66.0) and strikeouts (85), while going 2-6 with 4.91 ERA...**2013:** Split season between Jupiter (High-A) and Batavia (Short-A), combining to go 2-1 with a 4.44 ERA (13 ER/26.1 IP) in 19 relief outings...averaged a career-best 12.3 SO/9...struck out 4 of 6 BF to earn 1st win on 6/29 vs. State College...**2012:** Had 18 G/3 GS for the GCL Marlins...limited opponents to .225 average and did not allow an XBH...**2011:** Recorded 10.4 SO/9 in his 1st pro season...struck out 7 in 6.0 shutout innings in start on 7/7 vs. DSL Mets 1.

PERSONAL: Miguel Eduardo Del Pozo.

CAREER RECORD

YEAR	CLUB	W-L	ERA	G	GS	CG	SHO	SV	IP	H	R	ER	HR	HB	BB-I	SO	WP	BK	AVG
2011	DSL Marlins—1	3-3	5.09	12	6	0	0	0	40.2	39	27	23	5	6	25-0	47	10	0	.253
2012	GCL Marlins	1-2	4.02	18	3	0	0	1	31.1	27	15	14	1	2	23-0	32	5	2	.225
2013	Jupiter	0-0	0.00	2	0	0	0	0	2.0	1	2	0	0	0	2-0	0	0	0	.125
	Batavia	2-1	4.81	17	0	0	0	0	24.1	24	15	13	1	3	17-0	36	5	2	.242
2014	Greensboro	2-6	4.91	41	0	0	0	4	66.0	59	37	36	6	6	19-0	85	4	1	.243
2015	Jupiter	2-5	4.25	27	5	0	0	0	59.1	73	32	28	1	4	20-0	55	7	1	.300
2016									INJURED - DID NOT PITCH										
2017	GCL Marlins	0-0	0.00	2	2	0	0	0	2.0	3	0	0	0	0	0-0	3	0	0	.375
	Greensboro	0-0	0.00	3	0	0	0	1	3.0	3	0	0	0	0	0-0	4	0	0	.231
	Jupiter	2-0	0.54	12	0	0	0	0	16.2	12	3	1	0	1	5-0	17	1	0	.197
	Jacksonville	1-0	2.25	5	0	0	0	0	4.0	3	1	1	0	1	5-0	3	0	1	.214
2018	Jacksonville—2	5-0	3.97	28	0	0	0	1	34.0	37	16	15	3	1	15-2	34	4	0	.274
MINOR TOTALS		18-17	4.16	167	16	0	0	7	283.1	281	148	131	16	24	131-2	316	36	7	.256

* Led league # Tied for league lead

1- Signed by Florida as a non-drafted free agent on Aug. 24, 2010...signed by Albert Gonzalez and Sandy Nien.

2- Signed by Texas as a minor league free agent on Dec. 21, 2018.



DELINO DeSHIELDS



OF #3

TWITTER @ LinoDeShields

R BATS **R THROWS** **BORN** • Aug. 16, 1992 in Easton, MD
RESIDES • Dallas, TX
5'9" HEIGHT **208^{lb} WEIGHT** **ACQUIRED** • Selected in the ML phase of the Rule 5 Draft on Dec. 11, 2014
CONTRACT STATUS • Signed through 2019
26 OPENING DAY AGE **SERVICE TIME** • 3.116 **OPTIONS USED** • 1/3

CAREER: Entering his 5th major league season, the speedy DeShields was the Rangers' Opening Day centerfielder in both 2016 and 2018...the fan favorite was selected as winner of the 2018 Harold McKinney Good Guy Award by the Dallas-Fort Worth chapter of the BBWAA...a 2014 Rule 5 Draft selection and Rangers 2015 Rookie of the Year, DeShields is seeking his first season with 125+ games in the majors, as he has yet to log a full campaign of starts due to injury and performance...has led Texas in stolen bases in each of the past two seasons, and has three seasons of 20+ steals in his career...had 25+ steals in both 2015 and 2017, becoming just the 3rd player in Rangers history with multiple such years before their age-25 season...in the minors, posted at least 50 stolen bases each year from 2012-14, including 101 steals in 2012, when he became the 1st player in minor league history with 10+ HR (12) and 100+ SB in the same year...was the 8th overall selection in the country by Houston in the 2010 First Year Player Draft...his father, also named Delino, had a 13-year major league career and is currently the first base coach for the Cincinnati Reds.

STOLEN BASES: Had team-high 20 stolen bases in 2018, 2nd straight season to lead the Rangers...marked his 3rd season with 20+ SB, joining Elvis Andrus (6) and Oddibe McDowell (4) as only Rangers with 3 such years through age-25 season...ranked T2nd in A.L. with 6 multi-steal G (8-KC's Whit Merrifield)...career-best 83.3 SB pct. (20 SB/24 SBA) ranked T6th in A.L.

Has career SB pct. of 78.1%, 4th-best in Rangers history (min. 100 SBA) to only Ian Kinsler (80.4), Julio Franco (79.0), and Oddibe McDowell (78.2)...is one of 7 A.L. players with 20+ SB each of last 2 seasons, joining Mike Trout, Jean Segura, Whit Merrifield, Rajai Davis, Mookie Betts, and Andrew Benintendi...posted a career-high and team-best 29 stolen bases in 2017, T4th-most in the A.L., falling short of the 1st 30-steal season by a Ranger since 2014...in his 2015 rookie season, totaled 25 SB to rank T5th in A.L., 2nd among league rookies, and tied with Andrus for team lead.

DOING THE LITTLE THINGS: Led A.L. in sac hits (12) and bunt hits (12) in 2018...his 22 infield hits were most among Rangers and T8th-most in A.L...since the start of 2015, DeShields ranks in MLB's leaders in bunt hits (3rd, 38), SH (3rd, 35), and infield hits (13th, 81)...in 2017, tied for A.L. lead with 11 bunt hits (also MIN's Byron Buxton), and finished 2nd with 25 infield hits (35 by HOU's Jose Altuve)...led A.L. with 13 sac bunts in 2017, 2nd in MLB to MIL's Zach Davies (14)...in 2015, was among A.L. leaders in bunt hits (1st, 12), infield hits (T5th, 27), and sac bunts (T8th, 7)...the 12 bunt hits tied CIN's Billy Hamilton for 2nd in MLB, 4 behind MIA's Dee Gordon.

ON THE SHELF: Endured 3 disabled list stints in 2018, 1st time on DL since 2015...on DL, 3/31-4/21, with fractured hamate bone in left hand suffered during swing on 3/30 vs. HOU...was on 7-day concussion list, 8/3-11...also on DL, 8/17-

31, with fracture of tip of right middle finger, injury sustained on attempted bunt 8/16 vs. LAA...had rehab assignment for the 2 DL stints, but not the concussion list stay, playing 7 G with Frisco (AA) from 4/19-21 and 8/28-31: .278 (5-18), 8 BB/2 SO.

POSTSEASON: Was not on the club's 2016 ALDS roster, but did travel with the team to Toronto...led Rangers (10+ AB) with a .292 (7-24) average while starting all 5 games in center in the 2015 ALDS vs. TOR...also topped club in hits and doubles (3) while hitting safely in 4 of 5 games...had GWRBI (3rd inning 1B) in Game 1 and was 3-for-7 with team's lone steal of series in Game 2...had one hit in final 10 AB of series.

2018: Was limited to 106 games during injury-riddled campaign...batted .316/.381/.368/.749 (12-38) in last 18 G to raise final average from .203 to .216...reached safely in 18 straight G from 4/23-5/12, including career-best 10-G hit streak from 4/27-5/6...career-high 4 BB 5/9 vs. DET, most by a Ranger since start of '09...walk rate (9.1 PA/BB) was best of career and would have ranked 3rd on club if he qualified...averaged 4.73 plate appearances per strikeout, his best figure since 2015 (4.87)...made 93 starts, all in center field, and ranked 2nd on club with 49 starts in leadoff slot (100-Choo)...his .281 SLG was lowest of his career, and lowest in MLB (min. 300 AB) since 2015 (Ichiro Suzuki - .282 SLG for Marlins)...club was 26-11 in games DeShields scored a run, winning 12 in a row from 6/16-9/24...career-high 7 E's were T4th-most among A.L. outfielders...was on option at Round Rock (AAA), 7/24-27, and went 2-for-12 in 3 G with the Express.

2017: Posted career highs in batting average (.269), on-base pct. (.347), and home runs (6), while totals in other categories approached his 2015 rookie season figures...ranked 5th on club with 44 BB and 75 R...had a career-best 19-game on-base streak from 8/13-9/6, 4th-best on the club in 2017...his career-high 6 HR included 1st career inside-the-park HR on 9/26 vs. HOU...also hit his 1st career leadoff HR on 5/2 at HOU and 8/2 vs. SEA...posted 1st career walk-off hit with single in 13th inning on 4/20 vs. KC...made 102 starts in LF (team-high 57), CF (42), and DH (3)...started 27 of club's final 29 games, and 41 of last 47 G...led Texas with 78 starts in leadoff slot...career-best .991 fielding pct. (2 E/219 TC) and ranked T8th in A.L. with team-high 9 OF assists...**2016:** Was the club's Opening Day centerfielder and batted .209 (38-182) in 74 games over 2 stints: Opening Day-5/12 and 7/20-end of season...made 30 starts in CF, 2nd-most on the club, and 19 starts in LF...hit .173 (17-98) in his final 51 games with Texas beginning 5/3...hit .261 (54-207) in 54 G with Round Rock, leading Express with 21 SB...played in 4 games with Obregon in the Mexican Winter League, going 2-for-15 with a walk, 2 RBI, and 2 SB...**2015:** Was the Rangers Rookie of the Year in his 1st season in the organization, becoming just 2nd Texas Rule 5 Draft selection to stay with club the following year (also RHP Odell Jones in 1983)...had starts in CF (85) and LF (25) and was in the lineup

FRONT OFFICE

COACHES

DeSHIELDS

2018 REVIEW

OPONENTS

RECORDS

DEVELOPMENT

MEDIA



DESHIELDS CONTINUED

for 107 of final 137 regular season games...had a team-high 94 starts in the leadoff spot, 2nd-most ever for a Texas rookie in Rangers history (George Wright, 101 in 1982)...ranked among A.L. leaders in triples (5th, 10) and was among league rookie leaders in runs (1st, 83), walks (T1st, 53), triples (2nd), doubles (T2nd, 22), games (4th, 121), at bats (4th, 425), and hits (5th, 111)...tied Ruben Sierra (1986) and David Hulse (1993) for most triples ever by a Texas rookie, T2nd most overall...had 2nd most runs ever for a Rangers rookie (Bump Wills, 87 in 1977)...made ML debut as a def. replacement on 4/8 at OAK and singled off Dan Otero in the 8th in 1st at bat...emerged in May a regular starter, batting .296 (24-81) in 29 G on his way to being named A.L. Rookie of the Month...on 15-day DL with a left hamstring strain from 6/15-7/5...hit 1st ML HR on 8/14 vs. TB... started ML career with 258 at bats without a homer, longest by a Ranger since David Hulse (467 AB in 1992-93)...dealt with bruised left knee over season's final few weeks, suffered 9/7 at SEA...**2014:** Led the Texas League in stolen bases (54) and sacrifice hits (18) at Corpus Christi (AA) in final year in Houston organization...also ranked among league leaders in runs (2nd, 75) and walks (T4th, 61) and led Hooks in hits (97), RBI (57), and total bases (148)...saw bulk of action in center field (78 G) and left field (29 G) after playing exclusively at 2nd base from 2011-13...on DL 4/19-5/7 with a concussion and fractured cheek bone after he was hit in the face with a Phil Klein pitch on 4/18 at Frisco...**2013:** Ranked 2nd in the California League in OBP (.405), triples (14) and steals (51), and was 3rd in batting average (.317) and runs scored (100) at Lancaster...beginning 7/1, hit .359/.438/.555 in final 50 contests with 55 runs...was Lancaster's August Player of the Month...selected for All-Star Futures game at Citi Field in New York, going 0-for-2 in start at 2nd base on 7/14/13...played for Peoria in Arizona Fall League, hitting .275 (19-69) in 22 G while beginning his conversion from 2nd base to the outfield...**2012:** Selected Astros Minor League Player of the Year after combining to hit .287 (154-537) with 12 HR, 24 2B, 8 3B, 61 RBI, 113 runs, and 101 SB in 135 G with Lexington (Low-A) and Lancaster...was named to *Baseball America's* overall Minor League All-Star Team and was a South Atlantic League Midseason All-Star, SAL Postseason All-Star, MiLB.com Organization All-Star, and Topps Class A All-Star...ranked 2nd in minor league baseball in steals, an Astros minor league record, and runs...became 1st minor league player in modern era with 100+ steals and 10+ HR in one season...led the South Atlantic League in stolen bases (83) and tied for 2nd in runs (96) while earning team MVP honors at Lexington...

was promoted to Lancaster in August and was named MVP of Cal League Championship Series, going 6-for-13 in Legends' 3-game sweep...**2011:** Was 2nd among all Houston minor leaguers in steals (30) in 1st full pro season at Lexington...played most of the season at age 18 as the 6th-youngest player in the South Atlantic League...moved to 2nd base after being an outfielder...earned Lexington's defensive player of the month honors in May and July...**2010:** Signed with Houston on 8/5...played in 2 games at Gulf Coast Astros (Rookie) before moving to Greenville (Rookie)...ranked by *Baseball America* as the no. 2 prospect, fastest baserunner, and best athlete in the Houston system, as well as no. 5 prospect in the Appalachian League following the season.

AMATEUR: Starred in baseball and football at Woodward Academy High School in College Park, GA (graduated '10)...in senior year, playing outfield and earned 4-AAA All Region 1st team honors, hitting .415 (39-94) with 9 HR, 40 RBI and 29 stolen bases...also ranked as one of the top high school running backs in the state of Georgia...was the 8th overall pick in the 2010 June draft, and signed on 8/5/10, forgoing a commitment to LSU to play baseball and football...signed by Astros scouts Bobby Heck and Lincoln Martin.

COMMUNITY: Over the offseason, served as the honorary chair of the Cowboys Santa Annual Toy Drive at Globe Life Park in Arlington...also participated in the Rangers 2019 Winter Caravan and Fan Fest.

PERSONAL: Delino Diab DeShields...changed his uniform number from #7 to #3 prior to the 2016 season...his father, Delino Lamont DeShields, had a 13-year major league career with Montreal (1990-93), Los Angeles-NL (1994-96), St. Louis (1997-98), Baltimore (1999-2001), and Chicago-NL (2001-02) after being a 1st round pick by Montreal in 1987...the elder Delino was promoted to Reds first base coach in 2019 after spending 10 seasons in the Cincinnati minor league system...his mother, Tisha, was an All-America track & field athlete (heptathlon, 1991) at the University of Tennessee...also qualified for the 1992 Olympics in Barcelona...Delino's sister, Diamond, played basketball at North Carolina and Tennessee, and was selected 3rd overall in the 2018 WNBA draft by the Chicago Sky...hobbies include playing guitar, video games, and reading...favorite vacation spot is Jamaica.

CAREER RECORD

YEAR	CLUB	AVG	G	AB	R	H	TB	2B	3B	HR	RBI	SH	SF	BB-1	SO	SB	CS	HP	GIDP	OBP	SLG
2010	GCL Astros—1	.111	2	9	3	1	0	0	0	0	0	0	0	1-0	2	0	0	0	0	.200	.111
	Greeneville	.313	16	67	11	21	29	6	1	0	8	0	1	5-0	18	5	1	0	0	1.356	.433
2011	Lexington	.220	119	469	73	103	151	17	2	9	48	7	5	52-0	118	30	11	8	7	.305	.322
2012	Lexington	.298	111	440	96	131	193	22	5	10	52	4	2	70-#5	108	*83	14	7	4	.401	.439
	Lancaster	.237	24	97	17	23	37	2	3	2	9	1	1	13-0	23	18	5	2	1	.336	.381
2013	Lancaster	.317	111	451	100	143	211	25	14	5	54	13	2	57-1	91	51	18	11	8	.405	.468
2014	Corpus Christi—2	.236	114	411	75	97	148	14	2	11	57	*18	6	61-0	112	*54	*14	11	3	.346	.360
2015	Texas—3	.261	121	425	83	111	159	22	10	2	37	7	4	53-1	101	25	8	3	1	.344	.374
	Round Rock	.308	6	26	2	8	11	3	0	0	2	0	0	1-0	6	0	0	0	0	.333	.423
2016	Texas	.209	74	182	36	38	57	7	0	4	13	3	1	15-0	54	8	3	2	1	.275	.313
	Round Rock	.261	54	207	37	54	73	10	0	3	17	4	2	35-0	60	21	7	1	1	.367	.353
2017	Texas	.269	120	376	75	101	138	15	2	6	22	*13	4	44-0	109	29	8	3	2	.347	.367
2018	Texas—4, 5, 6	.216	106	334	52	72	94	14	2	22	*12	1	43-0	83	20	4	3	1	.310	.281	
	Frisco	.278	7	18	2	5	5	0	0	0	0	0	0	8-0	2	2	2	0	0	.500	.278
	Round Rock	.167	3	12	1	2	2	0	0	0	0	0	0	0-0	4	1	0	0	0	.167	.167
MAJOR TOTALS		.244	421	1317	246	322	448	58	13	14	94	35	10	155-1	347	82	23	11	5	.327	.340
MINOR TOTALS		.266	567	2207	417	588	861	99	27	40	247	47	19	303-6	544	265	72	40	25	.362	.390

* Led league # Tied for league lead



DESHIELDS CONTINUED

FRONT OFFICE

COACHES

DILLARD

2018 REVIEW

OPPONENTS

RECORDS

DEVELOPMENT

MEDIA

- Selected by Houston in the 1st round (8th overall) of the 2010 June draft...signed by Bobby Heck and Lincoln Martin on Aug. 5, 2010.
- Selected by Texas in the major league phase of the Rule 5 Draft on Dec. 11, 2014.
- On disabled list, June 15-July 5, 2015, with left hamstring strain...included rehab assignment with Round Rock, June 27-July 4.
- On disabled list, March 31-April 21, 2018, with fractured hamate bone in left hand...included rehab assignment with Frisco, April 19-21.
- On 7-day concussion disabled list, Aug. 3-11, 2018.
- On disabled list, Aug. 17-31, 2018, with fracture of tip of right middle finger...included rehab assignment with Frisco, Aug. 28-31.

POSTSEASON RECORD

SERIES	CLUB	AVG	G	AB	R	H	TB	2B	3B	HR	RBI	SH	SF	BB-I	SO	SB	CS	HP	GDP	OBP	SLG
2015 ALDS	TEX vs. TOR	.292	5	24	4	7	10	3	0	0	2	0	0	0-0	2	1	0	0	0	.292	.417

CAREER HIGHS

Hits: 4, 2x, last May 17, 2017 vs. PHI
Runs: 4, June 17, 2018 vs. COL
Doubles: 2, 4x, last Aug. 19, 2017 vs. CWS
RBI: 3, May 5, 2018 vs. BOS
Walks: 4, May 9, 2018 vs. DET
Stolen Bases: 3, May 7, 2015 at TB
Hitting Streak: 10, April 27-May 6, 2018

LEADOFF HR (2)

May 2, 2017 at HOU (Fiers)
 Aug. 2, 2017 vs. SEA (Miranda)


CAREER FIELDING

OF	PCT	G	PO	A	E	TC	DP
2015	.977	113	252	6	6	264	2
2016	.972	59	102	1	3	106	0
2017	.991	106	208	9	2	219	3
2018	.976	102	275	6	7	288	2
Totals	.979	380	837	22	18	877	7

2B	PCT	G	PO	A	E	TC	DP
2015	1.000	1	0	3	0	3	0

INSIDE-THE-PARK HR (1)

Sept. 26, 2017 vs. HOU (Keuchel)



TIM DILLARD

NON-ROSTER
INVITEE

R BATS	R THROWS	BORN	July 19, 1983 in Sarasota, FL
6'5" HEIGHT	215 WEIGHT	RESIDES	Franklin, TN
35 OPENING DAY AGE	ACQUIRED	Signed as a minor league free agent on Dec. 17, 2018	
TWITTER	CONTRACT STATUS	Signed through 2019	
@DimTillard	SERVICE TIME	1.106	OPTIONS USED 3/3

CAREER: The 35-year-old Dillard was signed as a minor league free agent with a spring training invitation on 12/17/18...joins the Rangers after spending his entire 16-year professional career in the MIL organization, including parts of 4 seasons with the Brewers from 2008-09 and 2011-12...last Major League appearance was on 7/7/12 at HOU...pitched each of the last 4 seasons at Triple-A Colorado Springs and has spent parts or all of 8 years at Triple-A Nashville, which is now Texas' PCL affiliate...resides in the Nashville area in Franklin, TN...his 1st pro season was 2003 after being MIL's 34th round pick in the 2002 MLB draft...has become well-known for his videos on social media, which often involve his teammates.

ON NASHVILLE'S ALL-TIME LIST: Was a member of the Triple-A Nashville Sounds for a portion or all of 8 straight seasons from 2007-14...is the franchise all-time leader in wins (39) and innings (556.2) and ranks 2nd in pitching appearances (209) and strikeouts (334).

2018: Had a 9.09 ERA (33 ER/32.2 IP) in 25 relief appearances at Colorado Springs (AAA)...was 2-0, 1.80 (1 ER/5.0 IP) in 5 games in July, earning both of his season wins on consecutive days, 7/16-17 vs. Round Rock...earned lone save on 5/14 vs. Oklahoma City...issued 10 R-4 ER in 1.2 IP in only start, 8/30 at Omaha...was on temporary inactive list, 6/27-7/6 and

made 2 DL stints, 7/20-8/10 and 8/15-29...**2017:** Went 3-2, 4.85 in 32 bullpen outings at Colorado Springs...was on the disabled list, 4/18-25 and 7/19-27...**2016:** Was 6-0, 2.78 in 20 relief appearances and was 1-1, 12.34 in 3 starts...had 3 DL stints, 4/24-5/4, 7/15-27, and 8/19-30...**2015:** Had a 3-0 record and 1.72 ERA in 21 games out of the bullpen for Colorado Springs...was on the DL, 7/21-8/1...**2014:** Signed with Atlantic League's Lancaster Barnstormers and appeared in 2 games before re-signing with MIL on 5/1...spent most of the season at Huntsville (AA) before being promoted to Nashville on 8/23...pitched for Zulia in the Venezuelan winter league...**2013:** Opened the season on the roster of the Atlantic League's Lancaster Barnstormers and pitched in 6 games before rejoining the Brewers organization on 5/4 and spending the remainder of the year with Nashville.

2012: Set Major League bests for games (34), innings (37.0) and strikeouts (29) with MIL...opened the year with the Brewers and issued 5 runs in 3.0 IP in his 1st 3 games...posted a 3.44 ERA (13 ER/34.0 IP) in final 31 appearances...worked less than an inning 13 times...opponents batted .302...was assigned outright to Nashville on 7/11 and finished the year in Huntsville...**2011:** Appeared in 24 games over 3 stints with the Brewers (5/14-7/1; 7/16-8/26; 9/6-end of season)...recorded his lone Major League victory on



DILLARD CONTINUED

6/5 at FLA, retiring all 5 batters faced...**2010:** Was 4-2, 2.77 in 8 starts and 1-5, 5.19 in 33 relief appearances at Nashville...**2009:** Led Nashville staff in wins (11) and innings (147.2)...was recalled by MIL on 7/26 and appeared in 2 games before option on 8/1...sustained his 1st Major League defeat on 7/31 at SD...**2008:** Made 13 appearances with MIL in his 1st big league action...was recalled by the Brewers on 5/23 and pitched a scoreless inning in his Major League debut that night at WAS...fanned the Nationals' Aaron Boone for his 1st strikeout...collected his only Major League hit with a single off ATL's Jorge Campillo on 5/29...was optioned back to Nashville on 6/19 before returning to MIL on 9/1.

2007: Was 5-4, 4.52 in 16 starts and 3-0, 5.26 in 18 relief appearances at Nashville...pitched for Mesa in the Arizona Fall League...**2006:** Ranked among the Southern League leaders in innings (4th, 163.0) and wins (T4th, 10) at Huntsville...earned SL All-Star honors...**2005:** Led the Florida State League in innings (185.1) and complete games (5) and tied for 1st in shutouts (2) at Brevard County (High-A)...had FSL's 2nd lowest ERA (2.48) and T2nd in wins (12)...was named

as the Brewers minor league pitcher of the year and to the FSL All-Star team...**2004:** Made 42 relief app. and one start at Beloit (Low-A)...**2003:** Combined to go 1-2, 3.32 in 14 games/4 starts at AZL Brewers (Rookie) and Helena (Short-A) in 1st pro season.

PERSONAL: Timothy Charles Dillard...he and his wife Erin have two sons, Brooks and Hayes and a daughter, Camryn...his father, Steve, played in the majors with BOS (1975-77), DET (1978), CHC (1979-81) and CWS (1982) as an infielder...was primarily a catcher at Saltillo (MS) High School (graduated '01)...attended Itawamba Community College in Fulton, MS...was selected by Milwaukee as a catcher in the 15th round of the MLB 2001 draft, but did not sign...became a full-time pitcher after signing with the Brewers in 2002...enjoys doing impressions, including that of Harry Caray...creates unique content such as his Dubsmash videos - short-films involving his teammates lip-syncing everything from pop songs to movies to notorious commercials...joined the Brewers as a "surprise callup" in September of 2016 and assisted in hosting and social media efforts...also did some radio analysis of Brewers' spring training games in 2018.

CAREER RECORD

YEAR CLUB	W-L	ERA	G	GS	CG	SHO	SV	IP	H	R	ER	HR	HB	BB-I	SO	WP	BK	AVG
2003 AZL Brewers—1, 2	1-2	3.79	11	4	0	0	0	35.2	36	19	15	1	9	5-0	32	1	0	.261
Helena	0-0	0.00	3	0	0	0	0	5.0	5	0	0	0	0	2-0	6	2	0	.250
2004 Beloit	2-5	3.94	43	1	0	0	10	77.2	89	46	34	4	8	22-2	61	6	0	.280
2005 Brevard County	12-10	2.48	28	28	*5	#2	0	*185.1	150	64	51	9	13	31-0	128	13	0	.219
2006 Huntsville	10-7	3.15	29	25	1	1	0	163.0	167	76	57	10	6	36-0	108	12	0	.261
2007 Nashville	8-4	4.74	34	16	1	0	0	133.0	167	72	70	13	7	37-2	62	3	0	.316
2008 Nashville	6-1	1.99	37	0	0	0	2	63.1	57	21	14	5	2	28-2	55	1	0	.244
Milwaukee	0-0	4.40	13	0	0	0	0	14.1	17	12	7	2	0	6-2	5	1	0	.293
2009 Nashville	11-7	4.51	24	24	2	1	0	147.2	162	86	74	11	11	52-0	64	4	0	.287
Milwaukee	0-1	12.46	2	0	0	0	0	4.1	7	6	6	1	0	5-1	1	0	0	.412
2010 Nashville	5-7	4.12	41	8	0	0	1	109.1	98	53	50	6	16	32-2	82	4	0	.247
2011 Nashville	4-2	3.58	17	0	0	0	1	37.2	31	19	15	3	2	13-1	30	0	0	.228
Milwaukee	1-1	4.08	24	0	0	0	0	28.2	26	13	13	3	2	4-0	27	2	0	.241
2012 Milwaukee	0-2	4.38	34	0	0	0	0	37.0	45	21	18	3	1	14-2	29	0	0	.302
Nashville	1-1	9.42	14	0	0	0	0	14.1	28	16	15	4	2	8-0	9	0	0	.418
Huntsville	0-0	5.40	3	0	0	0	0	5.0	5	3	3	0	1	1-0	8	2	0	.250
2013 Lancaster	0-0	0.00	6	0	0	0	0	7.0	3	0	0	0	0	0-0	5	1	0	---
Nashville—3	4-2	4.40	38	0	0	0	0	47.0	43	27	23	2	4	25-1	29	2	2	.238
2014 Lancaster	1-0	0.00	2	0	0	0	0	2.1	0	0	0	0	0	0-0	3	0	0	---
Huntsville—4	5-3	3.13	43	0	0	0	1	60.1	44	25	21	3	9	16-0	53	1	0	.200
Nashville	0-0	14.54	4	0	0	0	0	4.1	11	8	7	2	2	1-0	3	0	0	.478
2015 Colorado Springs	3-2	5.50	27	6	0	0	0	54.0	62	34	33	3	5	21-3	44	1	1	.292
2016 Colorado Springs	7-1	5.13	23	3	0	0	1	47.1	51	29	27	3	2	17-1	53	2	0	.277
2017 Colorado Springs	3-2	5.17	34	2	0	0	1	62.2	68	41	36	3	13	27-3	49	2	0	.283
2018 Colorado Springs—5	2-4	9.70	25	1	0	0	1	34.1	54	46	37	7	10	17-2	24	2	0	.360
MAJOR TOTALS	1-4	4.70	73	0	0	0	0	84.1	95	52	44	9	3	29-5	62	3	0	.286
MINOR TOTALS	84-60	4.07	478	118	9	4	18	1287.0	1328	685	582	89	122	391-19	900	58	3	.268
INDEPENDENT TOTALS	1-0	0.00	8	0	0	0	0	9.1	3	0	0	0	0	0-0	8	1	0	---

* Led league # Tied for league lead

- 1- Selected by Milwaukee in the 15th round of the 2001 June draft...did not sign.
- 2- Selected by Milwaukee in the 34th round of the 2002 June draft...signed by Doug Reynolds.
- 3- Signed by Milwaukee as a minor league free agent on May 4, 2013.
- 4- Signed by Milwaukee as a minor league free agent on May 1, 2014.
- 5- Signed by Texas as a minor league free agent on Dec. 17, 2018.

CAREER FIELDING

P	PCT	G	PO	A	E	TC	DP
Totals	1.000	73	6	14	0	20	1

CAREER HIGHS

- * **Innings:** 4.0, July 28, 2009 vs. WAS
- * **Strikeouts:** 4, May 30, 2011 at CIN
- * **Walks:** 5, July 28, 2009 vs. WAS
- * **Winning Streak:** 1, June 5, 2011 at FLA
- * **Losing Streak:** 3, June 14, 2011-June 17, 2012



YOEL ESPINAL

NON-ROSTER
INVITE



RHP #82

R BATS **R THROWS** **BORN** • Nov. 7, 1992 in Santiago Rodriguez, Dominican Republic
RESIDES • Scotrun, PA
ACQUIRED • In a 3-team, 7-player trade with OAK and TB on Dec. 21, 2018
CONTRACT STATUS • Signed through 2019
SERVICE TIME • 0.000 **OPTIONS USED** • 0/3

6'2" HEIGHT **200lb WEIGHT**
26 OPENING DAY AGE

FRONT OFFICE

COACHES

ESPINAL

2018 REVIEW

OPONENTS

RECORDS

DEVELOPMENT

MEDIA

CAREER: The right-hander is in a Major League camp for the first time since he was originally signed as an international free agent in 2011...Texas would be the 26-year-old's 4th different organization in seven minor league seasons after the Rangers acquired him from Tampa Bay in a 3-team, 7-player trade over the offseason...was selected by the Rays in the minor league phase of the Rule 5 Draft on 12/10/15 and held opponents to a .176 avg with an 11.0 SO/9 rate over 3 seasons in the Rays organization...returned to affiliated ball with the Yankees in 2015 following a 2 year hiatus...was signed by the Tigers as an international free agent on 3/11/11.

2018: Spent the bulk of season with Montgomery (AA) after a brief stint with Charlotte (A+) to open the season...began year in extended spring training and did not join Charlotte until 4/23...allowed 6 R-4 ER over 9.1 IP in 6 outings with Charlotte and was promoted to Montgomery on 5/12...posted a 1.98 ERA (12 ER/54.2 IP) and held Southern League opponents to a .153/.270/.253 slash line in 40 relief appearances...ranked among the SL relief leaders (min. 54.0 IP) in SO/9 (3rd, 11.68) and opp. avg. (4th, .198)...re-signed with the Rays on 10/17.

2017: Pitched at 4 levels of the Rays farm system, going 4-4 with a 5.34 ERA (36 ER/60.2 IP) over 38 games/12

starts with Charlotte, Montgomery, Durham (AAA), and the GCL Rays...was on the disabled list, 8/3-27, with a right quad strain and completed a rehab assignment with the GCL Rays, 8/10-27...appeared in one game for Aguilas in the Dominican Winter League...**2016:** Posted career-bests in nearly every statistical category in 1st season in the Rays organization...combined to go 5-0 with a 1.89 ERA (13 ER/62.0 IP) and 4 saves over 28 games/one start with Bowling Green (A) and Charlotte...made 6 appearances with Aguilas in the Dominican Winter League following the season...**2015:** Combined to go 4-6 with a 6.09 ERA (46 ER/68.0 IP) over 31 games/8 starts with Charleston (A) and Staten Island (Short-A) in lone season in NYY farm system... selected by Tampa Bay in the minor league phase of the Rule 5 Draft on 12/10...**2014:** Did not pitch...signed by the Yankees as a minor league free agent on 9/24...**2013:** Did not pitch...**2012:** Moved stateside and made 13 relief appearances with the GCL Tigers in final season in Detroit organization...**2011:** Made pro debut with DSL Tigers.

PERSONAL: Yoel Espinal Gomez...originally signed by Detroit as a non-drafted free agent on 3/11/11...signed by Detroit scouts Carlos Santana, Ramon Perez, and Miguel Garcia...had signed with New York-NL on 7/9/10, but contract was later voided.


CAREER RECORD

YEAR	CLUB	W-L	ERA	G	GS	CG	SHO	SV	IP	H	R	ER	HR	HB	BB-I	SO	WP	BK	AVG
2011	DSL Tigers—1	3-3	2.79	12	12	0	0	0	48.1	29	18	15	1	6	29-0	51	10	1	.177
2012	GCL Tigers	1-1	6.89	13	0	0	0	0	31.1	25	25	24	3	9	24-0	26	9	2	.216
2013	—2								DID NOT PITCH										
2014									DID NOT PITCH										
2015	Charleston—3	3-1	2.79	17	0	0	0	0	29.0	20	11	9	1	1	23-0	36	10	2	.200
	Staten Island	1-5	8.54	14	8	0	0	0	39.0	40	37	37	4	9	32-0	33	9	0	.267
2016	Charlotte—4	0-0	2.70	2	0	0	0	0	3.1	3	1	1	1	1	1-0	3	1	0	.231
	Bowling Green	5-0	1.84	26	1	0	0	4	58.2	32	16	12	3	3	41-2	71	12	1	.158
2017	Charlotte	0-0	0.00	4	0	0	0	0	6.0	1	0	0	0	0	4-0	7	0	0	.059
	Durham	2-1	5.96	12	2	0	0	0	22.2	16	16	15	2	5	23-0	28	5	1	.203
	Montgomery	1-3	9.00	15	2	0	0	1	21.0	16	23	21	2	8	23-0	26	8	1	.216
	GCL Rays	1-0	0.00	7	1	0	0	1	11.0	6	1	0	0	1	5-0	14	1	0	.154
2018	Charlotte	0-1	3.86	6	0	0	0	0	9.1	12	6	4	1	3	3-0	8	1	0	.333
	Montgomery—5	3-3	1.98	40	0	0	0	10	54.2	29	18	12	5	2	29-6	71	5	0	.153
MINOR TOTALS		20-18	4.04	168	26	0	0	16	334.1	229	172	150	23	48	237-8	374	71	8	.194

* Led league # Tied for league lead

- 1- Signed by Detroit as a non-drafted free agent on March 11, 2011...signed by Carlos Santana, Ramon Perez, and Miguel Garcia.
- 2- Released by Detroit on May 2, 2013.
- 3- Signed by New York-AL as a minor league free agent on Sept. 24, 2014.
- 4- Selected by Tampa Bay from New York-AL in the minor league phase of the Rule 5 Draft on Dec. 10, 2015.
- 5- Acquired by Texas from Tampa Bay, along with LHP Brock Burke and LHP Kyle Bird, as part of 3-team trade with Oakland that sent INF Eli White and international slot compensation to Texas, INF Jurickson Profar to Oakland, and RHP Rollie Lacy, RHP Emilio Pagan, and a 2019 Competitive Balance Round A pick to Tampa Bay on Dec. 21, 2018.





LUKE FARRELL

L	R	BORN	• June 7, 1991 in Westlake, OH
BATS	THROWS	RESIDES	• New York, NY
6' 6"	210	ACQUIRED	• Received on waivers from Los Angeles-AL on Jan. 4, 2019
HEIGHT	WEIGHT	CONTRACT STATUS	• Signed through 2019
27	OPENING DAY AGE	SERVICE TIME	• 0.095
		OPTIONS USED	• 2/3

CAREER: The 27-year-old right-hander has seen major league action in each of the last two seasons, averaging 9.7 strikeouts per 9 innings over 30 games/44.1 innings with the Royals (2017), Reds (2017), and Cubs (2018)... established career highs in most categories spanning five stints with Chicago-NL in 2018...has pitched almost exclusively as a starter in the minor leagues, and primarily in relief during his big league stints...has been at the Triple-A level for the bulk of the past three seasons, compiling a 4.19 ERA, 1.321 WHIP, and 8.8 strikeouts per 9 across 262.0 innings in the Pacific Coast League and International League in that period...the Cleveland native graduated from Northwestern University in 2013 and was drafted by Kansas City in the 6th round that year...once threw a complete game shutout for the Wildcats at Wrigley Field on April 20, 2013.

2018: Went 3-4, 5.17 ERA (18 ER/31.1 IP) over 20 G/2 GS for the Cubs, establishing career highs in most categories... averaged 11.2 SO/9, but posted 1.468 WHIP figure...had 5 ML stints: 4/20-5/6, 5/28-6/23, 6/26-7/11, 7/21, 7/22-23... starts came on 6/23 at CIN and 7/23 vs. ARI, the latter his most recent big league outing...lost both starts, but went 3-2, 3.20 (9 ER/25.1 IP) in his 18 relief outings...last 12 relief app. beg. 5/28: 2-0, 1.83 (4 ER/19.2 IP), 11 BB, 24 SO, 1.169 WHIP...only career save chance was 5/6 at STL, when he entered in 14th inning with a 3-2 lead and permitted a 2-R walk-off HR to Dexter Fowler...had one hold, 8 games finished, and allowed 8 of 12 inherited runners to score...earned win on 6/2 at NYM with career-high 5.0 relief innings, holding Mets scoreless from 9th-13th innings.

NOTES: Also went 1-4, 3.64 with a 1.252 WHIP over 12 G/GS with Iowa (AAA) in 2018, including a 3.09 ERA (15 ER/43.2 IP) over his final 10 starts in minors...was designated for assignment by CHC on 9/1 and acquired by LAA in 9/3 waiver claim, but never appeared for any Angels club...was designated for assignment by LAA on 12/21 and acquired by TEX in a 1/4/19 waiver claim.

2017: Pitched for three organizations in his 5th pro season: KC, LAD, and CIN...combined for 5.54 ERA (8 ER/13.0 IP) in majors with KC and CIN...recalled by Royals as 26th man for doubleheader on 7/1 vs. MIN, taking ND in the opener (2.2 IP, 7 H, 5 R-ER)...was optioned back to Omaha (AAA) after his only career appearance w/ KC... was designated for assignment on 7/24 and traded to LAD for cash considerations on 7/28...made one start with Oklahoma City (AAA) and was acquired by CIN on waiver claim on 8/9...had 2 ML stints w/ Reds: 8/23-26 and 9/5-end of season...pitched scoreless 9th on 9/23 vs. BOS, 1st ML player to appear in a game against his manager father since CHC's Moises Alou faced Felipe's Giants in May and August of 2004...**2016:** Spent a majority of the season with Omaha despite missing a month of action (6/1-7/3) due to injury...his 3.76 ERA (38 ER/91.0 IP) ranked 11th in the Pacific Coast League among pitchers that worked at least 90.0 innings...went 1-0, 3.16 (9 ER/25.2 IP) over 5 G/4 GS in May...**2015:** Split the campaign between Wilmington (High-A) and Northwest Arkansas (AA), going 7-3, 3.07 (42 ER/123.0 IP) in 26 G/19 GS...his ERA ranked 5th among Royals farmhands...promoted to NW Arkansas on 5/19... ranked 7th among Texas League pitchers (90.0+ IP) in WHIP (1.26)...**2014:** Combined to go 2-13, 5.34 (71 ER/119.2 IP) in 25 G/21 GS, predominantly with Lexington (A)...promoted to NW Arkansas for 2 starts at the end of the season...**2013:** Made 10 starts for Rookie League Idaho Falls, going 1-3 with a 6.65 ERA (32 ER/43.1 IP)...averaged 9.3 strikeouts per 9.0 innings (45 SO/15 BB).

PERSONAL/AMATEUR: Luke Thomas Farrell... graduated from St. Ignatius High School in Cleveland in 2009, finishing with an 8-2 record his second year...earned a communications studies degree from Northwestern University in 2013...named Academic All-Big Ten three times (2011-13)...finished second in the conference in ERA (2.13) and strikeouts (80) in 2013...threw a complete game shutout at Wrigley Field vs. Michigan, April 20, 2013...is the son of former Red Sox manager, John Farrell...older brothers, Jeremy (minors field coordinator) and Shane (scout) work in the Cubs organization.



FARRELL CONTINUED

FRONT OFFICE

COACHES

FARRELL

2018 REVIEW

OPPONENTS

RECORDS

DEVELOPMENT

MEDIA

CAREER RECORD

YEAR	CLUB	W-L	ERA	G	GS	CG	SHO	SV	IP	H	R	ER	HR	HB	BB-I	SO	WP	BK	AVG
2013	Idaho Falls—1	1-3	6.65	10	10	0	0	0	43.1	52	32	32	5	5	15-0	45	5	0	.311
2014	Lexington	2-12	5.25	23	19	0	0	1	108.0	117	76	63	13	2	47-0	102	14	0	.273
	Northwest Arkansas	0-1	6.17	2	2	0	0	0	11.2	11	8	8	2	0	2-0	11	0	0	.250
2015	Wilmington	2-0	3.03	7	3	0	0	2	29.2	27	12	10	0	3	6-0	41	5	2	.250
	Northwest Arkansas	5-3	3.09	19	16	0	0	0	93.1	89	38	32	7	4	29-0	65	4	1	.251
2016	Omaha	6-3	3.76	19	14	0	0	0	91.0	85	44	38	12	2	40-0	78	5	0	.249
	AZL Royals	1-0	1.35	2	0	0	0	0	6.2	4	1	1	0	0	3-0	12	1	0	.167
2017	Omaha	7-4	4.07	17	16	0	0	0	97.1	89	48	44	13	2	33-0	94	1	0	.245
	Kansas City	0-0	16.88	1	1	0	0	0	2.2	7	5	5	1	0	3-0	2	0	0	.467
	Oklahoma City—2	0-0	3.86	1	1	0	0	0	4.2	4	3	2	0	0	2-0	5	1	0	.211
	Louisville—3	1-2	9.82	4	3	0	0	0	14.2	14	16	16	2	1	11-0	18	3	0	.241
	Cincinnati	0-0	2.61	9	0	0	0	0	10.1	5	3	3	1	0	7-0	7	0	0	.139
	Iowa—4	1-4	3.64	12	12	0	0	0	54.1	40	22	22	4	3	28-0	61	0	0	.206
2018	Chicago-NL —5, 6	3-4	5.17	20	2	0	0	0	31.1	30	22	18	7	1	16-2	39	1	0	.244
MAJOR TOTALS		3-4	5.28	30	3	0	0	0	44.1	42	30	26	9	1	26-2	48	1	0	.241
MINOR TOTALS		26-32	4.35	116	96	0	0	3	554.2	532	300	268	58	22	216-0	532	39	3	.253

* Led league # Tied for league lead

- 1- Selected by Kansas City in the 6th round of the 2013 June draft...signed by Scott Melvin.
- 2- Acquired by Los Angeles-NL from Kansas City in exchange for cash considerations on July 28, 2017.
- 3- Acquired by Cincinnati off waivers from Los Angeles-NL on Aug. 9, 2017.
- 4- Acquired by Chicago-NL off waivers from Cincinnati on Oct. 4, 2017.
- 5- Acquired by Los Angeles-AL off waivers from Chicago-NL on Sept. 3, 2018.
- 6- Acquired by Texas off waivers from Los Angeles-AL on Jan. 4, 2019.

CAREER FIELDING

P	PCT	G	PO	A	E	TC	DP
Totals	1.000	30	1	1	0	2	0

CAREER HIGHS

- * **Innings: 5.0**, June 2, 2018 at NYM
- * **Relief Innings: 5.0**, June 2, 2018 at NYM
- * **Strikeouts: 7**, June 2, 2018 at NYM
- * **Walks: 3, 2x**, last July 11, 2018 at SF
- * **Winning Streak: 1**, last July 8, 2018 vs. CIN
- * **Losing Streak: 2**, May 5-6, 2018

RANGERS LOGOS THROUGHOUT THE YEARS



WASHINGTON SENATORS
1961-71



TEXAS RANGERS
1972-80



TEXAS RANGERS
1981-83



TEXAS RANGERS
1984-93



TEXAS RANGERS
1994-97




TEXAS RANGERS
1998-2002



TEXAS RANGERS
2003-Present





BRADY FEIGL

NON-ROSTER INVITE

R BATS **L** THROWS **BORN** • Dec. 27, 1990 in Severn, MD
RESIDES • Severn, MD
ACQUIRED • In a 3-player trade with Atlanta on Dec. 8, 2016
CONTRACT STATUS • Signed through 2019
SERVICE TIME • 0.000 **OPTIONS USED** • 0/3

6'4" HEIGHT **195** WEIGHT **28** OPENING DAY AGE

LHP #87

TWITTER • @bmfeigl

CAREER: The 28-year-old left-hander is in his 6th professional season, 3rd with Texas since being acquired during the 2016 offseason...will be in major league spring training camp for the 1st time and is seeking his major league debut...spent the majority of last season with Triple-A Round Rock, the highest level he has reached since pitching at the same level in the Atlanta organization in 2015...has gone 15-7 with a 2.70 ERA across 5 minor league seasons, registering career marks of 7.7 strikeouts per 9.0 innings, 2.2 BB/9, and just 0.3 HR/9...rose quickly through the Braves farm system after being signed prior to the 2014 season and was a candidate to make the 2015 Opening Day roster...was assigned to Triple-A Gwinnett to begin 2015 and suffered an elbow injury in his season debut... underwent 'Tommy John' surgery and missed the rest of 2015 and majority of the 2016 campaign...was traded to Texas in a 3-player swap involving RHP Luke Jackson on 12/8/16...was signed by Atlanta on 11/14/13, more than one year removed from his college graduation from Mount Saint Mary's (MD) University.

2018: Combined to go 6-1 with a 1.53 ERA (10 ER/58.2 IP) in 42 G with Round Rock and Double-A Frisco...opened season with 16.1 scoreless innings for the RoughRiders before earning promotion to Round Rock on 5/16...opposing batters went 7-for-52 (.135) in his outings with Frisco...allowed runs in just 9 of 31 G with Round Rock...established career bests in wins (6), games (42), and saves (4)...averaged 5.7 SO/9, the lowest rate of his career...his 2.13 ERA with Round Rock ranked 75th-lowest in the PCL (min. 40 IP)...was one of 6 minor league pitchers to pitch in 42-or-more G without allowing a home run...overall, limited opposition to .234/.289/.287/.576 slash line, .217 (15-69) by LHB and .243 (34-140) by RHB...with runners on base, opponents hit .191 (18-94) with one XBH (2B).

2017: Logged 59.0 innings between Down East and Frisco after a combined 6.2 IP in the previous 2 seasons...compiled a 3.81 ERA (25 ER/59.0 IP) over 41 relief appearances with the Woodies and Riders...promoted to Frisco on 5/31 for the remainder of the season...**2016:** Resided on the disabled list for the entire season, but tossed 6.0 scoreless innings in 6 rehab appearances...**2015:** Tabbed by *Baseball America* as Atlanta's

No. 25 prospect entering the 2016 season...appeared in one game with Triple-A Gwinnett before being placed on the disabled list on 4/13 and missing the remainder of the season...underwent successful 'Tommy John' surgery on 4/21, performed by Dr. James Andrews in Pensacola, FL...**2014:** In his 1st season of professional baseball, combined to go 5-5 with a 3.02 ERA (22 ER/65.2 IP), while fanning 60 batters and recording one save between Single-A Rome and High-A Lynchburg...opened the season with Rome, where he made 25 relief appearances before joining the Lynchburg club on 7/15 through the remainder of the season...tabbed as having the organization's "Best Control" in the *Baseball America* Best Tools survey.

AMATEUR: Pitched collegiately at Mount St. Mary's (MD) University...led the Mount with 69 strikeouts in 62.1 innings of work as a freshman, but was limited by a shoulder injury as a sophomore...missed junior campaign following the labrum surgery...returned from a torn labrum to start 9 G as a senior before going undrafted...after graduation, began working at a local golf center and served as a pitching coach at St. Mary's High School...also gave pitching lessons and pitched for a summer league team...attended an Atlanta Braves tryout at the organization's Single-A facility in Danville, VA in August 2013 and later threw in front of MLB scouts at the Mount St. Mary's pro day that fall...is a 2008 graduate of Old Mill High School in Millersville, MD...is friends and workout partners with fellow Old Mill grad and current Milwaukee Brewers pitcher Josh Hader.

PERSONAL: Brady Matthew Feigl...has often been mistaken for another pitcher named Brady Feigl, who was drafted by Oakland in the 2018 draft...both are red-haired, have distinct red beards, and wear similar glasses on the mound...in another similarity, both Brady Feigls had 'Tommy John' surgery performed by Dr. James Andrews...Oakland's Brady Feigl underwent the procedure during his freshman year at Ole Miss, and Texas' Brady Feigl had surgery in April 2015 while pitching in the Atlanta organization...during the 2018 season, the duo met for the 1st time while being featured in a segment on the CBS program *Inside Edition*.

CAREER RECORD

YEAR	CLUB	W-L	ERA	G	GS	CG	SHO	SV	IP	H	R	ER	HR	HB	BB-I	SO	WP	BK	AVG
2014	Rome—1	2-3	3.50	25	0	0	0	0	43.2	49	21	17	2	1	9-3	37	5	0	.275
	Lynchburg	3-2	2.05	13	0	0	0	1	22.0	11	5	5	0	0	4-0	23	0	0	.155
2015	Gwinnett	0-0	0.00	1	0	0	0	0	0.2	1	2	0	0	0	2-0	0	0	0	.333
2016	GCL Braves	0-0	0.00	3	0	0	0	0	3.0	1	0	0	0	0	0-0	2	0	0	.100
	Danville	0-0	0.00	3	0	0	0	0	3.0	2	0	0	0	0	1-0	4	0	0	.182
2017	Down East—2	3-0	1.48	14	0	0	0	0	24.1	26	4	4	2	0	6-0	22	0	0	.289
	Frisco	1-1	5.45	27	0	0	0	0	34.2	46	23	21	3	1	10-0	37	4	0	.301
2018	Frisco	1-0	0.00	11	0	0	0	2	16.1	7	0	0	0	1	4-1	12	1	0	.135
	Round Rock	5-1	2.13	31	0	0	0	2	42.1	42	12	10	0	0	11-1	25	2	1	.268
MINOR TOTALS		15-7	2.70	128	0	0	0	5	190.0	185	67	57	7	3	47-5	162	12	1	.255

* Led league # Tied for league lead

1- Signed by Atlanta as a minor league free agent on Nov. 14, 2013...signed by Gene Kerns.

2- Acquired by Texas from Atlanta, along with RHP Tyrell Jenkins, in exchange for RHP Luke Jackson on Dec. 8, 2016.

+ + + + +

2019 TEXAS RANGERS



MEDIA GUIDE

+ + + + +

FRONT OFFICE

COACHES

FEIGL

2018 REVIEW

OPPONENTS

RECORDS

DEVELOPMENT

MEDIA

NOLAN FONTANA

NON-ROSTER INVITEE



INF #16

TWITTER + @nolanfontana

L	R	BORN	June 6, 1991 in Richardson, TX
BATS	THROWS	RESIDES	Winter Garden, FL
5'11"	195	ACQUIRED	Signed as a minor league free agent on Dec. 21, 2018
HEIGHT	WEIGHT	CONTRACT STATUS	Signed through 2019
27	OPENING DAY AGE	SERVICE TIME	0.059
		OPTIONS USED	3/3

CAREER: A native of the Orlando area and product of the University of Florida, the 27-year-old infielder is in his first season in the Texas organization as a non-roster invitee to spring training...a 2nd round pick by Houston in the 2012 June draft, he has appeared in 20 total games with the Angels over the past two years...has 2 career MLB hits, both home runs (5/26/17 at MIA; 6/13/18 at SEA)...once rated a top 10 prospect in the Astros system by *Baseball America* (2012), Fontana is still seeking his first consistent playing time at the major league level...has played primarily shortstop and second base in his pro career, but also has significant time at third base.

2018: Went 1-for-12 with a solo HR over 8 games/1 start spanning 3 stints with LAA: 3/31-4/6, 6/8-15, and 6/27...spent balance of season at Salt Lake (AAA), posting a .234/.397/.414/.811 slash line over 45 games and drawing more BB (40) than SO (38)...saw 2 extended DL stints in the minors, from 4/19-5/20 with right hamstring inflammation and 7/27-end of season with a sprained left ring finger...opened season with Salt Lake, but did not appear in a game before he was recalled on 3/31 when Ian Kinsler was placed on the DL...homered for lone hit on 6/13 at SEA, and his only start for LAA (at SS) came 2 days later on 6/15 at OAK, which is his most recent ML game...hit .271 (32-118) over his final 37 G at Triple-A...sustained finger injury in final game with the Bees on 7/26 vs. Memphis, and would not play for duration of season before he was released from roster on 9/4 and given unconditional release on 9/7.

2017: Saw 1st ML action with 12 games/5 starts, going 1-for-20 with a solo HR over 2 stints with LAA: 5/22-29 and 9/1-end of season...Florida native made ML debut on 5/22 at TB, going 0-for-3 in start at 2B...lone hit was 1st ML HR on 5/26 at MIA...slashed .271/.396/.449/.844 in 105 G with Salt Lake, setting minors career bests with 10 HR and 26 2B in 1st season in Angels organization...ranked 2nd in Pacific Coast League with 75 BB, and his .396 OBP was 6th-best among all qualifying Triple-A players...hit grand slam, 5/1 vs. El Paso...**2016:** Combined to slash .203/.282/.273/.555 with Fresno (AAA) and Corpus Christi (AA) in final season in HOU system...had brief 10-G stint with the Hooks in July, but hit .195 (70-359) over 106 G with the Grizzlies...best month was August, hitting .221 with .599 OPS in 26 G, including both of his season-high 3-hit games that month...lone game with more than 2 RBI was season season-high 4 RBI on 5/10 vs. Tacoma...acquired by LAA on waiver claim

on 11/22...**2015:** Batted .241/.369/.357/.727 in 117 G with Fresno in 1st career Triple-A action...ranked 2nd in PCL with 74 BB...hit .273 w/ .413 OBP vs. LH pitching...played all 9 G in Grizzlies' PCL championship run, which included 3-2 series win in finals over Rangers' Round Rock affiliate...**2014:** In 1st Double-A action, missed large chunk of season with broken right little finger...suffered injury in final game on 6/19 vs. Frisco, when he broke finger while warming up in 4th inning, but still finished the contest...on DL 6/20-end of season...despite the missed time, still finished T10th in Texas League with team-high 21 2B...was also T4th in TL w/ 61 BB...named a Texas League Midseason All-Star...played 11 G for San Juan in Puerto Rican Winter League...**2013:** Entered season ranked as Astros 11th-best (MLB.com) and 20th-best (*Baseball America*) prospect...spent season with Lancaster (High-A), leading California League with 102 BB (2nd in MiLB) and a .415 OBP (3rd at High-A level)...named JetHawks Player of Month for April (.365 BA, .513 OBP, 26 BB, 11 XBH)...played for Peoria Javelinas in Arizona Fall League...**2012:** Signed on 6/22 and would rank T10th in the South Atlantic League with 65 BB in 49 G for Lexington...2nd SS taken by Astros that year behind no. 1 overall pick Carlos Correa...posted a .464 on base percentage, which would have ranked 1st in the SAL if he qualified...following the season, was ranked by *Baseball America* as the Astros no. 10 prospect and rated as having the 'Best Strikezone Discipline' in the system.

PERSONAL/AMATEUR: Nolan David Fontana...named after Hall of Famer Nolan Ryan...is the grandson of former All-Star RHP Lew Burdette, who won 203 games during career and was the MVP of the 1957 World Series (MIL over NYY)...played at West Orange High School in Winter Garden, Fla...earned Third Team All-State as a senior in Class 6A...was named West Orange's Most Valuable Player during his final season, leading school to its first-ever district championship in 2008...was a member of the 2008 USA 18-U National Team that claimed the silver medal at the World Junior Championships in Edmonton, Alberta...named to the All-Tournament team at shortstop...was also a member of the 2007 16-U USA National Team that captured the World Youth Championship in Venezuela...attended the University of Florida from 2010-12 and was named Second Team All-SEC and All-Defensive Team in each of his three seasons...became one of 3 Gators to receive All-SEC honors 3 times...helped the Gators make 3 trips to the College World Series...signed by Astros scout John Martin.

FRONT OFFICE
COACHES
FONTANA
2018 REVIEW
OPPONENTS
RECORDS
DEVELOPMENT
MEDIA



FONTANA CONTINUED

CAREER RECORD

YEAR	CLUB	AVG	G	AB	R	H	TB	2B	3B	HR	RBI	SH	SF	BB-I	SO	SB	CS	HP	GDP	OBP	SLG	
2012	Lexington—1	.225	49	151	37	34	51	9	1	2	25	2	1	65-0	44	12	2	3	3	.464	.338	
2013	Lancaster	.259	104	386	88	100	154	18	6	8	60	5	3	*102-1	100	16	5	3	6	*.415	.399	
2014	Corpus Christi	.262	66	229	33	60	86	21	1	1	26	11	2	61-0	76	5	8	2	0	.418	.376	
2015	Fresno	.241	117	361	56	87	129	21	6	3	40	12	6	74-0	99	6	11	3	1	.369	.357	
2016	Fresno	.195	106	359	35	70	94	15	0	3	27	7	4	32-0	108	4	3	5	2	.268	.262	
	Corpus Christi	.278	10	36	4	10	14	4	0	0	4	0	0	8-2	5	1	0	0	1	.409	.389	
2017	Salt Lake—2	.271	105	361	82	98	162	26	4	10	51	8	6	75-2	97	14	2	3	3	.396	.449	
	Los Angeles-AL	.050	12	20	1	1	4	0	0	1	1	0	0	3-0	8	1	1	0	0	1	.174	.200
2018	Los Angeles-AL-3	.091	8	11	1	1	4	0	0	1	1	0	0	1-0	6	0	0	0	0	.167	.364	
	Salt Lake—4	.234	45	145	27	34	60	11	3	3	24	2	3	40-0	38	4	1	1	1	.397	.414	
MAJOR TOTALS		.065	20	31	2	2	8	0	0	2	2	0	0	4-0	14	1	1	0	1	.171	.258	
MINOR TOTALS		.243	602	2028	362	493	750	125	21	30	257	47	25	457-5	567	62	32	20	17	.383	.370	

* Led league # Tied for league lead

- 1- Selected by Houston in the 2nd round of the 2012 June draft...signed by John Martin.
- 2- Acquired by Los Angeles-AL off waivers from Houston on Nov. 22, 2016.
- 3- Released by Los Angeles-AL on Sept. 4, 2018.
- 4- Signed by Texas as a minor league free agent on Dec. 21, 2018.

CAREER HIGHS

Hits: 1, 2x, last June 13, 2018 at SEA
Runs: 1, 2x, last June 13, 2018 at SEA
Home Runs: 1, 2x, last June 13, 2018 at SEA
RBI: 1, 2x, last June 13, 2018 at SEA
Walks: 1, 4x, last June 15, 2018 at OAK
Stolen Bases: 1, May 28, 2017 at MIA

CAREER FIELDING

2B	PCT	G	PO	A	E	TC	DP
2017	1.000	9	4	15	0	19	4
2018	1.000	3	1	3	0	4	0
Totals	1.000	12	5	18	0	23	4

3B	PCT	G	PO	A	E	TC	DP
2018	1.000	2	1	1	0	2	0

SS	PCT	G	PO	A	E	TC	DP
2018	.857	2	3	3	1	7	2

ALL-TIME RAINOUTS IN TEXAS (66)

1972	0	1996	1 (April 5)
1973	4 (April 6,8,14,15)	1997	1 (April 3)
1974	5 (May 14; Sept. 17, 20, 24, 25)	1998	0
1975	3 (April 13; May 28; Sept. 15)	1999	1 (Sept. 5)
1976	3 (April 17, 28; May 25)	2000	1 (May 19)
1977	3 (April 14, 15, 16)	2001	1 (May 4)
1978	1 (May 28)	2002	2 (April 7; June 30)
1979	2 (May 3, 29)	2003	0
1980	3 (April 12; Sept. 30, Oct. 1)	2004	3 (April 30; June 8, 9)
1981	2 (May 8; Aug. 17)	2005	1 (May 28)
1982	3 (May 11, 12; June 11)	2006	0
1983	1 (May 30)	2007	2 (April 24; May 2)
1984	1 (Sept. 2)	2008	1 (April 9)
1985	1 (June 5)	2009	3 (April 29; June 10; Sept. 11)
1986	1 (May 9)	2010	0
1987	0	2011	1 (May 11)
1988	1 (May 20)	2012	1 (Sept. 29)
1989	3 (May 16; June 13; July 2)	2013	1 (May 29)
1990	0	2014	0
1991	2 (June 2; Sept. 18)	2015	0
1992	2 (June 23; Sept. 10)	2016	1 (April 17)
1993	2 (June 9, 25)	2017	0
1994	2 (April 6, 25)	2018	0
1995	0		


TOTAL RAINOUTS BY MONTH IN ARLINGTON

April	21
May	19
June	11
July	1
August	1
September	12
October	1

Total	66



JOEY GALLO



1B/OF #13

TWITTER + @JoeyGallo24

L
BATS

6'5"
HEIGHT

25
OPENING DAY AGE

R
THROWS

230^{lb}
WEIGHT

BORN • Nov. 19, 1993 in Henderson, NV

RESIDES • Henderson, NV

ACQUIRED • Selected in the supplemental round (39th overall) of the 2012 June Draft

CONTRACT STATUS • Signed through 2019

SERVICE TIME • 2.103 **OPTIONS USED** • 2/3

FRONT OFFICE

COACHES

GALLO

2018 REVIEW

OPPONENTS

RECORDS

DEVELOPMENT

MEDIA

CAREER: The versatile 25-year-old slugger has hit at least 40 HR in each of first two full seasons in the major leagues, becoming just the ninth player in MLB history with multiple 40+ HR campaigns before his age-25 season...also became just the third left-handed batter to do it...in his brief career, Gallo has averaged 12.30 at-bats per home run, the 3rd-best ratio in baseball history to only Mark McGwire and Babe Ruth (minimum 1000 AB)...Gallo has 88 career home runs in 346 games, tied for fifth-most in MLB history through so many games with Joe DiMaggio and Rudy York...has proven a versatile defender for Texas, making starts and playing adeptly at first base, third base, and all three outfield positions... was named the club's top prospect prior to 2015 and 2016 seasons by *Baseball America*...in 5 seasons in the minor leagues, averaged 30 home runs per season, a HR every 11.42 at-bats, to go along with a .956 OPS...has set several home run records throughout his professional career, including a Texas minor league record 42 long balls in 2014...the Las Vegas native surpassed 40 home runs in both 2013 and 2014, becoming the first minor leaguer to reach that mark in consecutive seasons since Chicago-AL's Ron Kittle in 1981-82...the organization's 2014 Tom Grieve Minor League Player of the Year was selected in the supplemental first round (39th overall) of the 2012 June draft.

MOST HR IN 2017-18, MLB

HR	Player
97	Giancarlo Stanton
91	Chris Davis
88	J.D. Martinez
81	Joey Gallo
79	Aaron Judge

HIGHEST SINGLE-SEASON HR TOTALS BY LH BATTERS, RANGERS HISTORY

No.	Player	Season
47	Rafael Palmeiro	1999
47	Rafael Palmeiro	2001
43	Rafael Palmeiro	2002
43	Josh Hamilton	2012
41	Joey Gallo	2017
40	Joey Gallo	2018

HOME RUNS: Ranked 3rd in A.L./MLB in 2018 with 40 HR, trailing only OAK's Chris Davis (48) and BOS' J.D. Martinez (43)...along with 41 HR in 2017, Gallo became the 4th player in club history to hit 40+ HR in back-to-back seasons, joining Alex Rodriguez (2001-02-03), Rafael Palmeiro (2001-02), and Juan Gonzalez (1992-

93; 1996-97-98)...he joins Ken Griffey Jr. and Eddie Mathews as only left-handed batters in ML history with multiple seasons of 40+ HR prior to their age-25 season (see chart)...hit a career-high 41 HR in 2017, 3rd-most in the A.L. and 5th in MLB...made him just the 6th player in Rangers history to hit at least 40 HR in a season.

PLAYERS WITH MULTIPLE 40-HR CAMPAIGNS THROUGH AGE-24 SEASON

No.	Player	Years
3	Eddie Mathews*	1953-54-55
3	Alex Rodriguez	1998-99-2000
2	Willie Mays	1954-55
2	Johnny Bench	1970, 1972
2	Juan Gonzalez	1992-93
2	Ken Griffey Jr.*	1993-94
2	Troy Glaus	2000-01
2	Albert Pujols	2003-04
2	Joey Gallo*	2017-18

*left-handed batter

- **Pulling Rank:** Has finished in MLB's top 5 in home runs in back-to-back years, joining Alex Rodriguez (2001-02-03) and Juan Gonzalez (1992-93) as the only Rangers ever to accomplish that feat...Gallo's 3rd-place finish in HR in MLB last season was best by a Ranger since Josh Hamilton finished T2nd in MLB with 43 HR in 2012.
- **Two-Season Total:** Gallo's 81 HR since start of 2017 rank 4th in MLB, most by a Ranger in a 2-season span since Mark Teixeira (81 in 2004-05)...only 3 Rangers have had more HR in a 2-season span: Alex Rodriguez, Rafael Palmeiro, and Juan Gonzalez.
- **Fast and Furious:** Has 88 HR over 346 games in his MLB career, T5th-most HR ever by a player through so many games, as only Ryan Howard (109), Bob Horner (93), Mark McGwire (92), and Ralph Kiner (91) had more...with his 100th career hit on 9/3/17 vs. LAA, became the first player in MLB history to have 40+ HR within his first 100 hits (credit Elias Sports Bureau)... at the age of 23 years, 315 days for his 40th HR in 2017, became the 2nd-youngest player in Rangers history to reach 40 HR (Juan Gonzalez, 22.331 in 1992)...for Gallo in 2017, 43.6% (41 of 94) of his hits went for HR in 2017, the 4th-highest percentage ever in a 40-HR season...in August 2017, became just the 3rd player in ML history to homer 9 times in the first 15 days of a month at age 23 or younger, joining Joe DiMaggio (9 in June 1937) and Harmon Killebrew (9 in May 1959) – credit Elias...in Aug. 2017, hit HR in career-high 3 straight on 3 different occasions: 8/1-3, 8/6-9, 8/14-16.



GALLO CONTINUED

- **Lefty-loosey:** Hit 15 HR off LHP in 2018 to tie COL's Nolan Arenado (a RHH) for the MLB lead...it tied the Rangers club record for HR by a LHB against LHP (also Rafael Palmeiro in 2003), most by any LHB in the majors since Adam Dunn hit 15 for the 2012 CWS.
- **Well-positioned:** Hit 18 HR as a LF and 10 HR as a 1B in 2018, the only MLB player with 10+ HR at both an infield and outfield position...the only other Rangers to accomplish that feat at multiple positions (excluding DH) were Josh Hamilton in 2012 (26 as CF, 15 as LF) and Jeff Burroughs in 1973 (18 HR as RF, 12 HR as LF), as Gallo was the first Texas batter to do it at both an INF and OF spot.
- **2018 HR Notes:** Hit home runs in every inning, including one in extras (HR in 12th inn. on 5/1 at CLE)...only A.L. opponent he did not HR against was Minnesota (0 HR in 5 G)...hit 26 HR with bases empty, 3rd-most solo HR in MLB to Francisco Lindor (29) and Matt Carpenter (28)...had 23 HR in Arlington, most by a Ranger at home since Adrián Beltré hit 23 in 2011...joined Kris Davis as only MLB batters with 5+ HR in each of the season's 6 full months (Giancarlo Stanton hit 2 HR in March, 3 HR in April)...had HR from 7 different lineup spots.

LOWEST AB/HR RATIOS, MLB HISTORY (MINIMUM 1000 AB)

AB/HR	Player
10.61	Mark McGwire
11.76	Babe Ruth
12.30	Joey Gallo
12.52	Aaron Judge
12.92	Barry Bonds
13.75	Giancarlo Stanton

- **Miscellaneous HR Notes:** Each of his 7 career multi-HR games (all 2-HR games) have come in Arlington, last on 8/8/18 vs. SEA...was part of each of the last 4 instances of back-to-back HR by the Rangers in 2018...hit lone career pinch-hit HR on 9/21/18 vs. SEA...hit the 8th inside-the-park HR in Globe Life Park history on 6/21/17 vs. TOR...lone career walk-off HR on 5/12/17 vs. OAK (Santiago Casilla)...hit home runs in 15 different parks in 2017, 2nd-highest total in club history (16 by Juan Gonzalez in 1999) and T2nd-most in MLB that year to TB's Logan Morrison (16).

2018: Ranked among A.L. leaders in AB/HR (3rd, 12.5), AB/GIDP (3rd, 166.7), AB/RBI (6th, 5.4), and walks (10th, 74)...led Rangers in HR, RBI (92), games (148), walks, XBH (65), and total bases (249), finishing among team leaders in OPS (2nd, .810) and runs (T2nd, 82)...his 92 RBI ranked T11th in the A.L...also finished 3rd in A.L./MLB with 207 strikeouts, a single-season club record...set career highs in games, hits (103), 2B (24), RBI, and TB, but slash line was lower in all 4 categories vs. 2017...compiled an average exit velocity of 93.9 mph, 3rd-highest average in MLB among players with 200+ measured PA's to only Aaron Judge (94.7) and Nelson Cruz (93.9).

BATTING: His .206 BA was 2nd-lowest qualifying figure in MLB (BAL's Chris Davis-.168), and his club-record 207 strikeouts were 3rd-most in MLB...hit .227 w/ .906 OPS at home, .186 w/ .716 OPS on road...hit .240 (24-100) in 1st 27 G through 4/27, then batted .144 (13-90) next 24 G and had a .195 BA after game on 5/25...hit .224 (13-58) in 19 G from 5/26-6/16, then had .132 (9-68) avg. in final 23 G of the 1st half to sit at .187 for the year...after All-Star break, batted .239/.340/.592/.932 (44-184) with 18 HR and 41 RBI in 55 G to raise final batting average from .187 to .206...ranked among A.L. 2nd "half" leaders in HR (2nd), RBI (8th), SLG (8th), OPS (10th), and XBH (T10th, 29)...hit .329 (25-76) in 22 G from 8/2-26...longest hit streak was 4 G (6x)...had 6 G of season-high 3 hits to tie career high, this after just 2 previous 3-H games...lone career game with at least 3 singles on 4/25/18 vs. OAK...season-high 4 RBI, 8/8 vs. SEA.

FIELDING: Had 136 starts in LF (team-high 74), 1B (32), RF (15), CF (11), and DH (4)...had a .990 (2 E/204 TC) fielding pct. in the outfield...his team-high and career-best 8 OF assists ranked T12th in the A.L., including 6 OF assists after the AS break, T2nd in MLB to only OAK's Ramon Laureano (9).

2017: Ranked among A.L. leaders in slugging pct. (8th, .537), walks (13th, 75), OPS (15th, .869), AB/HR ratio (2nd, 11.0), AB/GIDP (2nd, 149.7), and AB/RBI (10th, 5.61)...had lowest total of singles (32) in baseball history for a player with 502+ PA's (minimum to qualify in a 162-game season)...previous low had been 39 singles by Rob Deer for 1991 Tigers...selected club's April Player of the Month after leading team in HR (7), R (16), TB (44), and SLG (.550)...was on the 7-day concussion DL from 8/22-28 after leaving game 8/20 vs. CWS following a collision with reliever Matt Bush...had 2nd-lowest BA (.209), fewest hits (94), and fewest RBI (80) ever for player in 40-HR season...the lowest BA and previous fewest hits were by Adam Dunn for 2012 CWS (.204/41 HR/110 hits)...his .209 BA was 4th-lowest in A.L. among qualifiers, and he finished 2nd in A.L. with 196 SO...career-best 21-G on-base streak from 8/14-9/12...pair of career-high 8-G hit streaks: 8/1-9 and 8/29-9/6...started 48 of the club's 1st 51 games at 3B until Adrian Beltré's return on 5/29, then made just 18 starts there the rest of the way...**2016:** Saw action in 17 games over 3 stints with Texas (5/23-27, 7/26-30, 9/6-end of season) and spent bulk of campaign at Triple-A Round Rock...batted .040 (1-25) with 19 SO in 25 at-bats, lone hit being a HR on 7/26 vs. OAK...finished season on 0-for-22 skid after the HR, including strikeouts in his final 13 official AB (4 BB) with Texas...with Round Rock, ranked among PCL leaders in HR (T3rd, 25) and AB/HR (2nd, 14.36)...his .896 OPS ranked 7th among all qualifiers at the Triple-A level and was top 25 among all full season minor league players...on the DL, 5/1-18 with a left groin strain...3 multi-HR games: 4/9 at Iowa, 4/13 at Omaha, 4/25 at Memphis...appeared in 3 G with Magallanes in Venezuelan Winter League in October before suffering a moderate left hamstring strain on 10/27 at Margarita, after which he was shut down for the remainder of offseason...**2015:** Made MLB debut and batted .204 (22-108) with 6 HR



GALLO CONTINUED

FRONT OFFICE

COACHES

GALLO

2018 REVIEW

OPONENTS

RECORDS

DEVELOPMENT

MEDIA

and 14 RBI in 36 G over 2 stints with Texas: 6/2-29 and 9/1-end of season...season debut was delayed until 4/25 following surgery on 4/3 to remove the os trigonum bone in his left ankle...was in major league spring camp with the Rangers for 1st time, assigned to minor league camp on 3/23...had contract purchased from Frisco (AA) on 6/2 after Adrian Beltre went on the disabled list with a thumb injury...made his ML debut on 6/2 vs. CWS, going 3-for-4 with a 2B, HR, 4 RBI, and BB...set a franchise record for RBI in a ML debut, and matched franchise record for hits in a debut...also HR'd on 6/3 vs. CWS, 1st player in Washington/Texas franchise history to go deep in each of his 1st 2 ML games...was first ML player to do it was SF's Brett Pill, Sept. 6-7, 2011 at SD and first A.L. player to do it since TB's Elijah Dukes, April 2 and 5, 2007 at NYY...was optioned to Round Rock on 6/30 when Josh Hamilton was activated from DL and recalled when rosters expanded on 9/1...had strikeouts in 23 straight games from 6/14-9/20, longest single-season streak in team history...combined to bat .240 (77-321) with 23 HR and 63 RBI with Round Rock and Frisco (AA), 1st career action at Triple-A level...**2014:** Named to the *Baseball America* Minor League All-Star Team, combining to bat .271 (119-439) with 42 HR and 106 RBI in 126 G with Myrtle Beach (A+) and Frisco...fell one home run shy of the overall minor league lead behind fellow Las Vegas native Kris Bryant...also ranked among the overall minor league leaders in RBI (4th), SLG (4th, .615), walks (T5th, 87), and OPS (7th, 1.009)...chosen as the MVP of the All-Star Futures Game in Minneapolis after belting a go-ahead, 2-run HR off Houston prospect Michael Feliz in the 6th inning...opened season with Myrtle Beach and won Carolina League MVP honors despite playing his final game in the league on 6/6...was a mid-season Carolina League All-Star...led the league with 21 HR despite appearing in 58 of Myrtle Beach's 138 games...with the Pelicans, won Rangers Minor League Player of the Month in both April and May and 3 of the first 4 Carolina League weekly awards...finished 2nd in the Texas League with 21 home runs despite less than 3 months in Frisco...played first game on 6/9 and still trailed league leader Houston prospect Telvin Nash by just one long ball...named to the TL Postseason All-Star team...**2013:** Belted 40 home runs to win the Joe Bauman Award as the top HR hitter in the minor leagues...was the first teenager with 40+ home runs since Class C San Jose's Dick Simpson (42) in 1962...fell 2 long balls shy of the South Atlantic League record...was a SAL mid-season and post-season All-Star...ranked the 12th-best prospect in the SAL by *Baseball America* and was named to the publication's Minor League All-Star 2nd Team...was tabbed the best power prospect, defensive third baseman, and infield arm in BA's tool survey...averaged a HR every 11.68 plate appearances...led the SAL in home runs (38), SLG (.610), and OPS (.944), while ranking among the leaders in runs (5th, 82) and RBI (5th, 78)...was on disabled list, 7/9-8/7, with right groin strain...was selected to the All-Star Futures Game at Citi Field, but did not participate due to injury...

was named the organization's Minor League Player of the Month for August/September...led all minor league players in home runs (14) and ranked 2nd in RBI (34) from 8/1 through the end of the season...**2012:** Split 1st professional season between AZL Rangers and Spokane (S-A)...combined to bat .272 (56-206) with 22 HR and 52 RBI in 59 games...unanimous selection as Arizona League's MVP and chosen as the Topps/Minor League Baseball Player of the Year in the Arizona League by Minor League Baseball...tabbed the 3rd-best prospect in the Northwest League by *Baseball America* and named to the publication's Rookie All-Star Team...set the AZL home run record with 18 long balls and his 22 HR overall were the 2nd-most (PHI's Darin Ruf, 26) among all minor league players from June 20 to the end of the season...averaged a home run every 11.82 PA...led the Arizona League in SLG (.733) and RBI, while ranking among the league leaders in total bases (2nd, 110), walks (T2nd, 37) and runs (3rd, 44) despite missing the final two weeks of the season following a promotion to Spokane...opened season with AZL Rangers...named the Arizona League's TOPPS Player of the Month for July...promoted to Spokane on 8/16.

VEGAS TIES: Graduated from Bishop Gorman High School in Las Vegas alongside NBA first round pick Shabazz Muhammad and former Notre Dame tackle and current Baltimore Ravens player Ronnie Stanley...was teammates with Bryce Harper on the club travel circuit in Las Vegas...in high school, made a relief appearance against Bonanza High School and current Chicago Cub Kris Bryant, permitting a single to the 2016 N.L. MVP...Bryant's father, Mike, was one of Gallo's hitting instructors in his youth...was teammates with pitchers Tyler Wagner and Jeff Malm, both top-5 round MLB draft picks, at Bishop Gorman.

COMMUNITY: In 2017, donated New Balance turf shoes to area high school athletes through Arlington ISD Athletics...participated in the Rangers Winter Caravan.

AMATEUR/PERSONAL: Joseph Nicholas Gallo... was the 2012 Nevada Gatorade State Player of the Year at Bishop Gorman (NV) High School, leading the Gaels to their 7th consecutive Nevada 4A state title, hitting .509 with 21 HR, 80 RBI, 66 runs, and 13 stolen bases...set a new Nevada single-season record, while his 65 career HR are the most in state history...also appeared on the mound, tossing a no-hitter in his senior campaign...father, Tony, pitched in the Montreal farm system and worked as a pitching instructor at batting cages owned by former major leaguer Jason Giambi...has spent time in previous offseasons training with Giambi...was tabbed by *Baseball America* as the Best Power Hitter and having the third-best arm among high school draft prospects...had committed to Louisiana State University.



GALLO CONTINUED

CAREER RECORD

YEAR	CLUB	AVG	G	AB	R	H	TB	2B	3B	HR	RBI	SH	SF	BB-1	SO	SB	CS	HP	GDP	OBP	SLG
2012	AZL Rangers—1	.293	43	150	44	44	110	10	1	*18	*43	0	3	37-1	52	6	0	3	0	.435	*.733
	Spokane	.214	16	56	9	12	26	2	0	4	9	0	0	11-2	26	0	0	0	0	.343	.464
2013	Hickory	.245	106	392	82	96	239	19	5	*38	78	0	1	48-1	165	14	1	5	2	.334	*.610
	AZL Rangers	.368	5	19	4	7	17	4	0	2	10	0	0	2-0	7	1	0	0	0	.429	.895
2014	Myrtle Beach	.323	58	189	53	61	139	9	3	*21	50	0	4	51-3	64	5	3	2	3	.463	.735
	Frisco	.232	68	250	44	58	131	10	0	21	56	1	1	36-4	115	2	0	3	0	.334	.524
2015	Frisco	.314	34	121	21	38	77	10	1	9	31	0	1	24-0	49	1	0	0	1	.425	.636
	Texas	.204	36	108	16	22	45	3	1	6	14	0	0	15-3	57	3	0	0	0	.301	.417
	Round Rock	.195	53	200	20	39	90	9	0	14	32	0	1	27-2	90	1	0	0	0	.289	.450
2016	Round Rock	.240	102	359	71	86	190	17	6	25	66	0	1	68-4	150	2	0	5	2	.367	.529
	Texas	.040	17	25	2	1	4	0	0	1	1	0	0	5-0	19	1	0	0	0	.200	.160
2017	Texas—2	.209	145	449	85	94	241	18	3	41	80	0	0	75-1	196	7	2	8	3	.333	.537
2018	Texas	.206	148	500	82	103	249	24	1	40	92	0	0	74-4	207	3	4	3	3	.312	.498
MAJOR TOTALS		.203	346	1082	185	220	539	45	5	88	187	0	0	169-8	479	14	6	11	6	.317	.498
MINOR TOTALS		.254	485	1736	348	441	1019	90	16	152	375	1	12	304-17	718	32	4	18	11	.369	.587

* Led league # Tied for league lead

- 1- Selected by Texas in the supplemental 1st round (39th overall) of the 2012 June draft...signed by Todd Guggiana on June 12, 2012.
- 2- On 7-day concussion disabled list, Aug. 22-28, 2017.

CAREER FIELDING

OF	PCT	G	PO	A	E	TC	DP
2015	1.000	19	21	1	0	22	0
2017	.973	18	34	2	1	37	1
2018	.990	108	194	8	2	204	1
Totals	.989	145	249	11	3	263	2

1B	PCT	G	PO	A	E	TC	DP
2016	.917	1	11	0	1	12	3
2017	.996	59	458	17	2	477	48
2018	.996	35	248	15	1	264	29
Totals	.995	95	717	32	4	753	80

3B	PCT	G	PO	A	E	TC	DP
2015	.853	15	8	21	5	34	2
2016	1.000	5	3	6	0	9	0
2017	.930	72	47	126	13	186	18
Totals	.921	92	58	153	18	229	20

CAREER HIGHS

- Hits:** 3, 8x, last Sept. 7, 2018 at OAK
- Runs:** 3, 8x, last Aug. 18, 2018 vs. LAA
- Doubles:** 2, 2x, last Aug. 18, 2018 vs. LAA
- Triples:** 1, 5x, last July 1, 2018 vs. CWS
- Home Runs:** 2, 7x, last Aug. 8, 2018 vs. SEA
- RBI:** 5, April 9, 2017 vs. OAK
- Walks:** 3, 5x, last June 20, 2018 at KC
- Stolen Bases:** 1, 14x, last June 20, 2018 at KC
- Hitting Streak:** 8, 2x, last Aug. 29-Sept. 6, 2017

MULTI-HR GAMES (7)

- April 21, 2017 vs. KC
- July 25, 2017 vs. MIA
- Aug. 1, 2017 vs. SEA
- Sept. 30, 2017 vs. OAK
- May 5, 2018 vs. BOS
- July 20, 2018 vs. CLE
- Aug. 8, 2018 vs. SEA

GAME-ENDING HR (1)

- May 12, 2017 vs. OAK (Casilla)


PINCH-HIT HR (1)

- Sept. 23, 2018 vs. SEA (Cook)

INSIDE-THE-PARK HR (1)

- June 21, 2017 vs. TOR (Biagini)

NICK GARDEWINE



RHP #45

TWITTER @ +NGardewine12

R BATS **R THROWS** **BORN** • Aug. 15, 1993 in Effingham, IL
RESIDES • Effingham, IL
ACQUIRED • Selected in the 7th round of the 2013 June Draft
CONTRACT STATUS • Signed through 2019
SERVICE TIME • 0.083 **OPTIONS USED** • 1/3

6'1" **180^{lb}**
HEIGHT **WEIGHT**
25
OPENING DAY AGE

FRONT OFFICE

COACHES

GARDEWINE

2018 REVIEW

OPONENTS

RECORDS

DEVELOPMENT

MEDIA

CAREER: Gardewine, who has seen big league action in each of the last 2 campaigns, is coming off an injury-riddled campaign in which he spent the season's final 4 1/2 months on the disabled list due to a right forearm strain...made just 15 total appearances between the Rangers and Triple-A Round Rock after suffering the injury in mid-May in the Pacific Coast League...is entering his 6th season in the Texas organization and is looking to make his 1st career Opening Day roster...made the jump from Double-A to make his major league debut in August 2017...was a starter during his 1st 3 seasons in the Texas farm system, but shifted to a relief role at the start of the 2016 campaign...has gone 23-18 with a 3.76 ERA in 6 minor league seasons, averaging 8.7 strikeouts per 9.0 innings, 2.8 BB/9, and 0.8 HR/9...increased his SO/9 rate from 7.5 in 2015 to a career-best 13.0 SO/9 in 2017, while maintaining a BB/9 rate of less than 3.0 each season...has spent his entire career in the Texas organization since being selected in the 7th round of the 2013 June draft out of Kaskaskia (IL) College.

2018: Made 3 appearances over 3 stints with the Rangers: 3/31-4/1, 5/2, and 8/25-end of season...registered a 3.60 ERA (2 ER/5.0 IP) with 0 BB/4 SO...made 2 appearances in season opening series 3/31 & 4/1 vs. HOU, and tossed 2.0 scoreless innings on 5/2 at CLE (career-high 34 pitches)...opponents went 7-for-21 with 3 XBH (2 2B, 3B)...was recalled from Round Rock on 3/31 following injury to Delino DeShields and joined Texas on 5/2 when Chris Martin was placed on the DL...final stint was for 60-day DL purposes to create a roster spot on the major league roster, as he was on the DL from 8/25-end of season with a right forearm strain.

ROUND ROCK: Opened the season on the Express roster, but did not pitch prior to his 1st promotion to the Rangers...overall, appeared in 12 G for Round Rock, going 2-1, 7.30 (10 ER/12.1 IP) with 17 strikeouts...allowed 5 R-ER in his 1st outing on 4/6 vs. Memphis, then posted a 3.75 ERA (5 ER/12.0 IP) over his final 11 appearances...last pitched on 5/15 at Iowa, throwing just 4 pitches and retiring only batter faced...was on the Express DL from 5/16-8/24, at which point he was recalled and added to the Rangers' 60-day disabled list from 8/25-end of season.

2017: Compiled a 5.63 ERA (5 ER/8.0 IP) and 2.125 WHIP over 12 relief appearances with the Rangers, his 1st major league action...had 2 stints with the Rangers: 8/21-24 and 9/3-end of season...had contract purchased from Frisco on 8/21 after Matt Bush suffered a knee sprain the previous day...only outing in 1st stint was

ML debut on 8/22 at LAA, when he became the 1st pitcher in TEX history to allow 3+ UER in a debut...surrendered a 3-run HR to Albert Pujols following an error that extended the inning...rejoined the club as a September call up on 9/3 and allowed 5 R-ER over 7.1 IP during 2nd stint...spent balance of season with Frisco, going 1-2 with 6 saves, 2.21 ERA (9 ER/36.2 IP) in 33 relief appearances...was on the disabled list from 4/21-5/30 with a right elbow strain...**2016:** Did not join High Desert until 5/20, but recorded a team-high 7 saves in his 1st season working exclusively in a relief role...opponents batted just .198 (39-197), including .159 (18-113) by right-handed hitters...stranded 12 of 15 inherited runners and held opponents to a .189 average (7-37) with RISP...converted all 3 save chances in the postseason...**2015:** Logged the 3rd-most innings on the Hickory staff...was 2-1, 2.70 (4 ER/13.1 IP) as a reliever and 4-7, 4.57 (42 ER/82.2 IP) as a starter...left-handed batters hit .312 (53-170), while opponents batted .293 (111-379) overall...started season in the bullpen, but joined rotation on 5/11 for the remainder of the season...on disabled list, 8/28-end of season, with a right shoulder strain...**2014:** Tied for the Spokane club lead with 7 victories, tied for 3rd in the Northwest League...went 5-2 with a 6.45 ERA (27 ER/37.2 IP) over 1st 9 starts and 1-1 with a 2.41 ERA (9 ER/33.2 IP) over final 6 outings...earned NWL Pitcher of the Week honors twice in August (8/4-10 and 8/18-24)...**2013:** Held AZL batters to a .193 average (34-176) in his professional debut...was 2-3 with a 2.33 ERA (7 ER/27.0 IP) as a reliever and 1-0 with a 4.35 ERA (10 ER/20.2 IP) as a starter.

COMMUNITY: Participated in holiday hospital visits and the annual Cowboy Santas Toy Drive at Globe Life Park in Arlington this offseason...also took part in the 2018-19 Winter Caravan and Fan Fest.

PERSONAL/AMATEUR: Nicklaus Jordan Gardewine...is named after legendary golfer Jack Nicklaus...went 9-1 with a 2.12 ERA (20 ER/85.0 IP), 84 strikeouts, and 4 complete games in 13 games/starts as a freshman at Kaskaskia College in Centralia, IL...led the Blue Devils in wins, starts, innings, strikeouts, and ERA en route to the school's first-ever trip to the NJCAA Division I World Series...tossed a no-hitter in his 3rd collegiate start on 3/8/13 vs. Lake Land College...was 8-1 with a 0.76 ERA and 74 strikeouts in 55 innings of work as a senior at Effingham (IL) High School...was a valedictorian in his graduating class...graduated from the same high school as former Ranger and current Nashville pitching coach Brian Shouse, as well as Yankees pitcher Chad Green...also played basketball in high school.



GARDEWINE CONTINUED

CAREER RECORD

YEAR CLUB	W-L	ERA	G	GS	CG	SHO	SV	IP	H	R	ER	HR	HB	BB-I	SO	WP	BK	AVG
2013 AZL Rangers—1	3-3	3.21	14	6	0	0	1	47.2	34	21	17	2	1	20-0	37	6	1	.193
2014 Spokane	6-3	4.54	15	15	0	0	0	71.1	62	38	36	6	7	23-0	60	1	1	.234
2015 Hickory	6-8	4.31	22	17	0	0	1	96.0	111	52	46	11	5	23-1	80	10	0	.293
2016 High Desert	5-1	2.47	29	0	0	0	7	54.2	39	15	15	5	0	14-1	60	0	0	.198
2017 Frisco	1-2	2.21	33	0	0	0	6	36.2	35	10	9	2	2	12-0	53	0	1	.252
Texas	0-0	5.63	12	0	0	0	0	8.0	10	8	5	1	0	7-0	3	1	0	.303
2018 Texas—2	0-0	3.60	3	0	0	0	0	5.0	7	2	2	0	1	0-0	4	0	0	.333
Round Rock	2-1	7.30	12	0	0	0	1	12.1	15	11	10	1	0	7-1	17	3	0	.306
MAJOR TOTALS	0-0	4.85	15	0	0	0	0	13.0	17	10	7	1	0	7-0	7	1	0	.315
MINOR TOTALS	23-18	3.76	125	38	0	0	16	318.2	296	147	133	27	15	99-3	307	20	3	.246

* Led league # Tied for league lead


- 1- Selected by Texas in the 7th round of the 2013 June draft...signed by Derek Lee on June 8, 2013.
2- On disabled list, Aug. 25, 2018—end of season, with right forearm strain.

CAREER FIELDING

P	PCT	G	PO	A	E	TC	DP
Totals	1.000	15	1	0	0	1	0

CAREER HIGHS

- * **Innings: 2.0**, 2x, last May 2, 2018 at CLE
- * **Strikeouts: 3**, April 1, 2018 vs. HOU
- * **Walks: 2**, Sept. 3, 2017 vs. LAA



JEANMAR GÓMEZ

NON-ROSTER
IN-TRIBUTE

R	R	BORN	Feb. 10, 1988 in Caracas, Venezuela
BATS	THROWS	RESIDES	Pembroke Pines, FL
6'3"	215	ACQUIRED	Signed as a minor league free agent on Jan. 9, 2019
HEIGHT	WEIGHT	CONTRACT STATUS	Signed through 2019
31	31	SERVICE TIME	6.056 OPTIONS USED 3/3
OPENING DAY AGE			

CAREER: Pronounced JEN-marr GOH-mehz...the 31-year-old veteran is in his first season in the Texas organization after signing a minor league contract in December...spent the final 2 1/2 months of the 2018 campaign with CWS, averaging a career-best 9.7 strikeouts per 9 innings...he has at least 20.0 big league innings in each of the past nine years, and has been on an Opening Day roster in six of the last seven seasons...the former starter has pitched exclusively in relief since mid-2013, when he was part of a Pirates club that reached the Division Series round...most productive season came with the Phillies in 2016, when he ranked fifth in the National League with 37 saves...while with the Indians, was teammates with Shin-Soo Choo, Asdrubal Cabrera, and Zach McAllister.

2018: Contract was purchased by Chicago-AL on 7/11 and he spent duration of season in White Sox bullpen, posting 4.68 ERA and 1.560 WHIP in 26 relief appearances...his 9.7 SO/9 was a career high for any ML season, but had his lowest GB pct. (38.7%)...finished 5 games, went 0-for-1 in save tries, had 6 holds, and allowed 14 of 28 inherited runners to score...ranked 3rd on CWS staff in appearances from 7/11—end of season...last 13 G beg. 8/18: 3.45 ERA (6 ER/15.2 IP) w/ 22 SO (12.64 SO/9)...had 2 appearances longer than 5 outs: 3.0 IP in season finale on 9/29 at MIN, and 2.0 IP on 8/21 vs. MIN...his 5 K's on 9/4 vs. DET were a career high in a relief outing...spent balance of season at Charlotte (AAA), going 5-0, 2.03 (9 ER/40.0 IP) w/ 1.200 WHIP and 7.9 SO/9 in 30 relief outings...International League opponents slashed .240/.302/.315/.617, including a .186 (11-59) BA by LH batters.

2017: Pitched in PHI/MIL/SEA organizations, 18 appearances for Phillies and 13 total outings in the minors...made Phillies Opening Day roster, on DL 5/6-24 with right elbow impingement...was designated for assignment on 6/20 and released on 6/25...signed w/ MIL on 7/9 and assigned to Colorado Springs (AAA)...on Sky Sox DL, 7/10-17 with left groin strain...released on 8/7...signed by SEA on 8/11 and assigned to Tacoma (AAA)...released on 8/26 after allowing walk-off HR to A.J. Reed on 8/25 at Fresno...**2016:** Ranked among N.L. relief leaders in games finished (4th, 59), saves (5th, 37), and save pct. (10th, 86.0)...from start of season through 8/18, went 3-2, 2.75 (17 ER/55.2 IP), 32-for-35 in save tries in 53 G...beg. 8/19, was 0-3 w/ 13.85 ERA (20 ER/13.0 IP), 5-for-8 in save chances in final 17 G...on Paternity List, 8/3-4...his 24 saves at AS break tied PHI club record (Steve Bedrosian-1987, Jose Mesa-2001)...**2015:** Signed by PHI as free agent on 1/8/15 and ranked T6th among N.L. relievers with 74.2 IP...streak of 13.1 consecutive scoreless innings from 6/12-7/6...allowed just one HR in 80 G from 5/22/14-8/12/15...**2014:** Spent entire season in Pirates bullpen, multiple innings in 23 of 44 G...1st ML save, 7/12 at CIN...no HR allowed final 32 G (38.0 IP)...had 2.17 ERA (7 ER/29.0 IP) in final 24 G...**2013:** Acquired by PIT from PHI on 1/9 in exchange for OF Quincy Latimore...on Bucs Opening Day roster, but was on DL 6/3-25 with tightness in right forearm and made 2 rehab app. with Indianapolis...left start 5/12 at NYM due to tightness in right calf...worked 4.0 IP in Game 1 of NLDS at STL, his only career postseason appearance...**2012:** Made 1st career Opening Day roster with CLE and split season in majors and with Columbus (AAA)...



GÓMEZ CONTINUED

FRONT OFFICE

COACHES

GÓMEZ

2018 REVIEW

OPONENTS

RECORDS

DEVELOPMENT

MEDIA

career highs in starts (17) and innings (90.2)...was with Tribe from Opening Day-6/24 and 8/29-end of season...1st career ejection on 4/14 at KC after just 2.0 IP, and was suspended for 5 G by MLB...following the season, played for La Guaira in the Venezuelan Winter League...**2011**: Split year with CLE and Columbus...made one appearance with Mahoning Valley (A) during Columbus' All-Star break...had 11 G over 3 stints with Tribe: 4/19-5/7, 7/17-18, 8/30-end of season...named an International League midseason All-Star...**2010**: Recalled by CLE on 7/18 and made MLB debut that day vs. DET, earning win (7.0 IP, 5 H, 2 R-0 ER)...optioned to Columbus the next day but was recalled on 8/1 for remainder of year...**2009**: Combined to go 12-6, 3.30 (54 ER/147.1 IP) with 124 SO in 26 GS between Kinston (A) and Akron (AA)...named Eastern League Pitcher of the Year...finished among league leaders in ERA (3rd, 3.43), SO (T5th, 109), and wins (T6th, 10)...

named to EL midseason and postseason All-Star teams...threw 9.0-inning perfect game on 5/21 at Trenton, 1st perfect in MLB since 2007 (Guillermo Moscoso for Okeanos, 7/15/07 vs. Batavia)...**2008**: Finished 4th in Carolina League with 27 starts at Kinston...had 2.03 ERA (11 ER/48.2 IP) over final 9 starts...**2007**: Ranked T5th among South Atlantic League pitchers with 27 starts for Lake County (A)...**2006**: Spent year with GCL Indians, ranking among league leaders in innings (3rd, 54.1) and ERA (9th, 2.48)...**2005**: Made pro debut with Dominican Summer League Indians.

PERSONAL/AMATEUR: Jeanmar Alejandro Gomez...married to Luisa...has one son: Matthew Alejandro...is a 2004 graduate of Unidad Educativa Privada Colegio Arauca, where he played baseball, soccer and basketball...is an avid fisherman...signed by Henry Centeno.

CAREER RECORD

YEAR	CLUB	W-L	ERA	G	GS	CG	SHO	SV	IP	H	R	ER	HR	HB	BB-I	SO	WP	BK	AVG
2005	DSL Indians—1	5-3	1.33	13	10	0	0	1	61.0	47	15	9	2	2	9-0	46	1	0	---
2006	GCL Indians	4-3	2.48	11	9	0	0	0	54.1	50	24	15	2	6	12-0	34	2	1	.238
2007	Lake County	11-7	4.80	27	27	1	0	0	140.2	152	84	75	19	8	46-0	94	10	0	.278
2008	Kinston	5-9	4.55	27	27	0	0	0	138.1	154	76	70	14	12	46-0	110	3	1	.283
2009	Kinston	2-2	2.63	4	4	0	0	0	24.0	17	8	7	2	1	5-0	15	1	0	.202
	Akron	10-4	3.43	22	22	1	1	0	123.1	117	56	47	11	3	40-0	109	3	0	.249
2010	Columbus	8-8	5.20	20	20	1	0	0	116.0	129	74	67	16	1	42-0	78	8	1	.284
	Cleveland	4-5	4.68	11	11	0	0	0	57.2	73	36	30	7	2	22-3	34	1	0	.307
2011	Columbus	10-7	2.55	21	21	2	1	0	137.2	123	54	39	8	5	49-0	107	0	0	.242
	Cleveland	5-3	4.47	11	10	0	0	0	58.1	73	31	29	6	1	15-1	31	2	0	.303
	Mahoning Valley	0-0	2.25	1	1	0	0	0	4.0	5	1	1	0	0	0-0	3	0	0	.294
2012	Cleveland—2	5-8	5.96	20	17	0	0	0	90.2	95	66	60	15	4	34-5	47	2	0	.273
	Columbus	6-5	4.41	11	11	1	1	0	69.1	75	39	34	6	1	17-0	54	2	0	.273
2013	Pittsburgh—3, 4	3-0	3.35	34	8	0	0	0	80.2	65	35	30	6	3	28-3	53	6	0	.223
	Indianapolis	1-0	1.13	2	2	0	0	0	8.0	3	2	1	0	1	4-0	7	2	0	.111
2014	Pittsburgh	2-2	3.19	44	0	0	0	1	62.0	70	24	22	6	2	23-7	38	2	0	.292
2015	Philadelphia—5	2-3	3.01	65	0	0	0	0	74.2	82	28	25	4	2	17-4	50	3	0	.278
2016	Philadelphia—6	3-5	4.85	70	0	0	0	37	68.2	78	38	37	6	2	22-2	47	3	0	.289
2017	Philadelphia—7, 8	3-2	7.25	18	0	0	0	2	22.1	31	19	18	7	2	7-2	21	1	0	.348
	AZL Brewers—9	0-0	0.00	1	1	0	0	0	1.0	1	0	0	0	0	0-0	2	0	0	.250
	Colorado Springs	0-0	2.16	7	0	0	0	0	8.1	7	2	2	1	0	1-0	7	0	0	.250
	Tacoma—10	1-0	1.59	5	0	0	1	5.2	3	1	1	1	0	0	2-0	4	0	0	.143
2018	Charlotte—11	5-0	2.03	30	0	0	2	40.0	35	11	9	2	0	0	13-0	35	3	0	.240
	Chicago-AL—12	0-2	4.68	26	0	0	0	0	25.0	29	15	13	3	1	10-1	27	0	0	.293
MAJOR TOTALS		27-30	4.40	299	46	0	0	40	560.0	596	292	264	60	19	178-28	348	20	0	.282
MINOR TOTALS		68-48	3.64	202	155	6	3	4	931.2	918	447	377	84	40	286-0	705	35	3	.261

* Led league # Tied for league lead

- 1- Signed by Cleveland as a non-drafted free agent on April 4, 2005...signed by Henry Centeno.
- 2- On MLB Suspended List, April 22-27, 2012.
- 3- Acquired by Pittsburgh from Cleveland in exchange for OF Quincy Latimore on Jan. 9, 2013.
- 4- On disabled list, June 3-25, 2013, with tightness in right forearm...included rehab assignment with Indianapolis, June 13-25.
- 5- Signed by Philadelphia as a minor league free agent on Jan. 8, 2015.
- 6- On Paternity Leave List, Aug. 3-4, 2016.
- 7- On disabled list, May 6-24, 2017, with right elbow impingement.
- 8- Released by Philadelphia on June 23, 2017.
- 9- Signed by Milwaukee as a minor league free agent on July 9, 2017...released on Aug. 7.
- 10- Signed by Seattle as a minor league free agent on Aug. 11, 2017.
- 11- Signed by Chicago-AL as a minor league free agent on Jan. 30, 2018.
- 12- Signed by Texas as a minor league free agent on Jan. 9, 2019.

POSTSEASON RECORD

SERIES	CLUB	W-L	ERA	G	GS	CG	SHO	SV	IP	H	R	ER	HR	HB	BB-I	SO	WP	BK	AVG
2013 NLWC	PIT vs. CIN	ON ROSTER - DID NOT PITCH																	
2013 NLDS	PIT vs. STL	0-0	0.00	1	0	0	0	0	4.0	3	2	0	0	0	2-0	0	0	0	.214
POSTSEASON TOTALS		0-0	0.00	1	0	0	0	0	4.0	3	2	0	0	0	2-0	0	0	0	.214


CAREER FIELDING

P	PCT	G	PO	A	E	TC	DP
Totals	.968	299	43	77	4	124	5

CAREER HIGHS

- Innings: 7.0**, 4x, last May 28, 2013 at DET
- Relief Innings: 4.1**, April 26, 2013 at STL
- Strikeouts: 7**, April 28, 2012 vs. LAA
- Walks: 4**, 4x, last June 12, 2012 at CIN
- Winning Streak: 5**, Aug. 30-Sept. 22, 2011
- Losing Streak: 5**, Aug. 17-Sept. 20, 2010
- Save Streak: 10**, May 7-June 7, 2016





TAYLOR GUERRIERI

NON-ROSTER
INVITEE

R
BATS

R
THROWS

6'2"
HEIGHT

210
WEIGHT

26
OPENING DAY AGE

BORN • Dec. 1, 1992 in Augusta, GA

RESIDES • Jupiter, FL

ACQUIRED • Signed as a minor league free agent on Jan. 22, 2019

CONTRACT STATUS • Signed through 2019

SERVICE TIME • 0.057 **OPTIONS USED** • 3/4

RHP #70

TWITTER • @TaylorG1201

FRONT OFFICE

COACHES

GUERRIERI

2018 REVIEW

OPPONENTS

RECORDS

DEVELOPMENT

MEDIA

CAREER: Last name is pronounced guh-RARE-ee...a former first round draft pick, the 26-year-old right-hander signed with the Rangers in January after making his major league debut with the Blue Jays in 2018...rated a top 100 prospect in baseball before the 2012 and 2013 seasons by both *Baseball America* and MLB.com, the non-roster invitee is seeking more opportunities at the big league level with Texas...made 6 straight starts at the Triple-A level last season, but pitched almost exclusively in relief in 2018 for the first time in his pro career after missing most of 2017 due to right elbow issues...originally selected by Tampa Bay in the first round (24th overall) of the 2011 June draft, the South Carolina native has a career 3.37 ERA and 1.131 WHIP figure over seven minor league seasons in the Rays (2012-17) and Blue Jays (2018) organizations.

2018: Recalled by TOR on 9/1 and posted no record with a 4.66 ERA (5 ER/9.2 IP), 1.345 WHIP, 7.4 SO/9, and .243 opp. BA over 9 relief outings in 1st ML action...had a 58.6% GB pct w/ Jays...had no save chances, no holds, 5 games finished, and allowed 4 of 8 inherited runners to score...all 9 outings were Jays losses, and club was trailing every time he took the ball...made MLB debut on 9/1 at MIA (2.0 IP, 1 H, 0 R)...pitched 4 times against the Rays, his original organization (4.0 IP, 5 H, 5 R-ER), and posted 5.2 SHO IP against all other opponents...permitted just one XBH, a Ji-Man Choi HR on 9/3 vs. TB...spent balance of season at Buffalo (AAA), going 2-2, 5.18 in 23 G/7 GS with 1.570 WHIP and 6.4 SO/9...made 6 straight starts from 5/20-6/17, but was on DL from 6/21-7/23 with right forearm strain, and pitched exclusively in relief the rest of the way...became a free agent when TOR assigned him outright to Buffalo on 11/2.

2017: Missed almost the entire campaign, his final season in the Rays system, with a right elbow strain suffered in his 2nd start on 4/13 vs. Charlotte...made 2 starts in his 1st career Triple-A action...was recalled and added to Rays 60-day DL on 9/5...acquired by TOR in a 11/6 waiver claim...**2016:** In the only completely healthy full season as a pro, set career highs in most categories at Montgomery (AA)...career bests in wins (12), starts (26), innings (146.0), and strikeouts (89)...had 1.205 WHIP and averaged 5.5 SO/9...tied for organization and Southern League lead in wins...ranked among SL leaders in innings (3rd), opp. BA (4th, .239), and starts (T4th)...1st pro save on 8/11 vs. Mobile when he followed Chase Whitley's rehab start...ranked by *Baseball America* as Rays' no. 17 prospect following the season...**2015:** Combined to go 5-3, 1.85 (16 ER/78.0 IP) in 20 G/18 GS with 1.077 WHIP for Charlotte (High-A) and Montgomery

in his return from 'Tommy John' surgery...began his return on 5/18 in Florida State League and was promoted to Montgomery on 7/28...over final 15 G/GS across both clubs beginning 6/14, compiled a 1.27 ERA with opp. slash line of .207/.270/.287/.557 in that span...ranked by *Baseball America* as no. 7 prospect in Rays organization following the season...ranked by ESPN's Keith Law as the Rays no. 2 prospect behind Blake Snell...was added to the Rays 40-man roster on 11/20...**2014:** Pitched in only 5 rehab games in 2014, as he did not allow an ER over 9.1 IP for the GCL Rays...began the season by serving a 50-G suspension for a violation of the Minor League Drug Prevention and Treatment Program...**2013:** Entered season ranked 2nd among TB prospects by MLB.com and posted an impressive 3 1/2 months before his year was cut short by 'Tommy John' ligament replacement surgery on 7/24 (Dr. James Andrews)...named to Midwest League midseason All-Star team and the U.S. team for Futures Game at All-Star festivities at NYM's Citi Field (did not appear in either due to injury)...also MWL pitcher of week for 5/13...his 2.01 ERA would have been a league-best if he qualified...also had 0.985 WHIP...at the time of his injury, had a streak of 5 consecutive scoreless starts spanning 24 scoreless innings...ranked by *Baseball America* as no. 3 prospect in Rays system after the season, also tabbed by publication as having best curveball in the organization...ranked by MLB.com as Rays' no. 1 prospect at year's end...**2012:** Earned Topps New York-Penn League Player of the Year honors after posting 1.04 ERA and 0.769 WHIP in 12 G/GS for Hudson Valley in his pro debut...did not walk a RH batter all summer...also named NYPL All-Star...picked by *Baseball America* as no. 1 prospect in NYPL, no. 3 prospect in Rays system, and best control and curveball in organization after the season...also named a MiLB.com organizational All-Star.

AMATEUR: Was the first of 11 Rays selections before the 2nd round in the 2011 June Draft...ranked by *Baseball America* as the no. 10 overall prospect, no. 7 pitcher and best fastball among high school pitchers in the draft...as a senior at Spring Valley (S.C.) High School, went 6-1 with a 1.10 ERA and 72 SO in 51 IP...committed to the University of South Carolina before signing with the Rays...named to the 2011 third-team Preseason *Baseball America* All-American Team.

PERSONAL: Christopher Taylor Guerrieri...his father, Chris, was a placekicker at Alfred University (NY) and led Division II kickers in points per game in 1970...his mother, Cindy, played tennis at the College of Charleston...his older sister, Meredith, is a former Air Force pilot and Vero Beach flight instructor, and she now teaches in Boston.



GUERRIERI CONTINUED

FRONT OFFICE

COACHES

GUERRIERI

2018 REVIEW

OPONENTS

RECORDS

DEVELOPMENT

MEDIA

CAREER RECORD

YEAR	CLUB	W-L	ERA	G	GS	CG	SHO	SV	IP	H	R	ER	HR	HB	BB-I	SO	WP	BK	AVG
2012	Hudson Valley—1	1-2	1.04	12	12	0	0	0	52.0	35	7	6	0	4	5-0	45	3	1	.186
2013	Bowling Green	6-2	2.01	14	14	0	0	0	67.0	54	17	15	5	10	12-0	51	2	0	.225
2014	GCL Rays	0-0	0.00	5	5	0	0	0	9.1	7	3	0	0	0	2-0	10	1	0	.194
2015	Charlotte Montgomery	2-2	2.14	12	10	0	0	0	42.0	37	14	10	0	2	11-0	44	2	0	.237
2016	Montgomery	3-1	1.50	8	8	0	0	0	36.0	28	9	6	2	3	8-0	28	2	0	.206
2017	Durham	#12-6	3.76	28	26	0	0	1	146.0	130	67	61	11	10	46-0	89	14	0	.239
2018	Buffalo—2	1-0	2.89	2	2	0	0	0	9.1	7	3	3	0	1	2-0	12	3	0	.200
2018	Toronto—3	2-2	5.18	23	7	0	0	0	57.1	68	37	33	8	4	22-0	41	4	0	.294
		0-0	4.66	9	0	0	0	0	9.2	9	5	5	1	3	4-0	8	2	0	.243
MAJOR TOTALS		0-0	4.64	9	0	0	0	0	9.2	9	5	5	1	3	4-0	8	2	0	.243
MINOR TOTALS		27-15	2.88	104	84	0	0	1	419.0	366	157	134	26	34	108-0	320	31	1	.234

* Led league # Tied for league lead

- 1- Selected by Tampa Bay in the 1st round (24th overall) of the 2011 June draft...signed by Brad Matthews.
- 2- Acquired by Toronto off waivers from Tampa Bay on Nov. 6, 2017.
- 3- Signed by Texas as a minor league free agent on Jan. 22, 2019.

CAREER FIELDING

P	PCT	G	PO	A	E	TC	DP
Totals	1.000	9	1	1	0	2	0

CAREER HIGHS


- * **Innings: 2.0**, Sept. 1, 2018 at MIA
- * **Strikeouts: 2**, 2x, last Sept. 25, 2018 vs. HOU
- * **Walks: 2**, 2x, last Sept. 21, 2018 vs. TB

RICHARD DURRETT HARDEST WORKING MAN

In November 2014, the Dallas-Fort Worth Chapter of the Baseball Writers Association of America announced a new annual Texas Rangers award in memory of Richard Durrett. The Richard Durrett Hardest Working Man Award will be presented annually to a player who demonstrates significant improvement over the previous season or seasons through hard work. The award is named for Richard Durrett, who covered the Rangers for over a decade with the Dallas Morning News and ESPNDallas.com before his sudden passing on June 17, 2014 at the age of 38.

Robinson Chirinos was the first winner of the award in 2014, Rongned Odor was honored in 2015, Elvis Andrus was selected in 2016, Jake Diekman in 2017, and Jurickson Profar was chosen as the 2018 recipient. Profar is slated to receive his award during Oakland's 1st visit to Globe Life Park in Arlington in April. Players are typically presented with their awards by Richard's wife, Kelly, at the annual Texas Rangers Dr Pepper Winter Warm Up.





RONALD GUZMÁN

L	L	BORN	Oct. 10, 1994 in La Vega, Dominican Republic
BATS	THROWS	RESIDES	La Vega, Dominican Republic
6'4"	225^{lb}	ACQUIRED	Signed as a non-drafted free agent on July 2, 2011
HEIGHT	WEIGHT	CONTRACT STATUS	Signed through 2019
24	OPENING DAY AGE	SERVICE TIME	1.000
		OPTIONS USED	1/3

1B #11

TWITTER + @_ronaldguzman

CAREER: The 24-year-old made his Major League debut last season, making the most of his first Big League opportunity following an April injury to Elvis Andrus...emerged as the club's primary first baseman following his arrival and clubbed the 4th-most home runs by a Texas rookie over the last 20 years...was among the organization's minor league award-winners in consecutive seasons, capturing Tom Grieve Minor League Player of the Year honors in 2017 and the Defender of the Year award in 2016...opened at Low-A Hickory for 3 consecutive seasons and did not reach Double-A until his 5th pro season, but posted a .288/.356/.443/.799 slash line at the upper levels of the Texas farm system...had been consistently ranked among the club's top prospects since he was signed out of the Dominican Republic at age 16 on July 2, 2011.

2018: Recalled on 4/13 and spent the duration of the season with Texas, aside from a week-long stint on the concussion list from 6/26-7/2...ranked among A.L. rookie leaders in multi-hit games (5th, 23), RBI (6th, 58), walks (6th, 33), HR (T6th, 16), XBH (7th, 36), TB (7th, 161), hits (8th, 91), 2B (T8th, 18), and runs (9th, 49)...his 16 HR were 4th-most by a Texas rookie in the last 20 seasons (1999-2018), trailing only Mark Teixeira (26 in 2003), Nomar Mazara (20 in 2016), and Chris Davis (17 in 2008).

BRONX BOMBER: Hit 3 HR on 8/10 at NYY, 1st 3-HR game ever by a TEX rookie, and 1st rookie ever (NYY or opponent) with a 3-HR game at new Yankee Stadium...became youngest (23.294) with a 3-HR game in the Bronx (NYY or opponent) since Mickey Mantle (23.205) on 5/13/55 vs. DET...he became the 2nd-youngest Ranger ever with a 3-HR game (Juan Gonzalez, 22.231 on 6/7/92 vs. MIN) and youngest opponent with a 3-HR game in the Bronx since CLE's Pat Seerey (22.118) on 7/13/45...also on 8/10 at NYY, Guzmán became the 1st batter all-time to hit a HR in each of his 1st 4 career games against the Yankees (credit Elias Sports Bureau).

NOTES: Finished 5th among Rangers with 12 go-ahead RBI, T5th with 6 GW RBI...he hit .283 (28-99) with RISP, 2nd-highest among TEX qualifiers (min. 100 PA) to only Robinson Chirinos (.322), and highest for a TEX rookie qualifier since 2008 (David Murphy-.291)...hit grand slam on 7/15 at BAL, 1st rookie with a slam for Texas since Rowned Odor on 8/27/14 at SEA...posted career-high 4 hits on 5/29 at SEA...hit HR in 4 straight starts, 5/21-25...hit game-tying solo HR in 8th inn. and GW RBI single in 10th inn. on 4/14 at HOU in 2nd ML game...made ML debut on 4/13 at HOU and 1st ML hit was a 9th-inning single off Chris Devenski.

2017: Named the organization's Tom Grieve Minor League Player of the Year, ranking among the organizational leaders in hits (2nd, 140), RBI (3rd, 62), average (4th, .298), and walks (T5th, 47)...also tabbed Team MVP by the Express after leading the team in average, runs (78), hits, and multi-hit games (38)...posted an .806 OPS, highest since a .808 figure in his first professional season in 2012 with the Arizona Rangers...hit .345 (39-113) with RISP...posted a .862 OPS prior to the All-Star break and a .698 figure following the break...played in 4 G with Este in the Dominican Winter League from 10/14-20, going 1-for-12...**2016:** Hit a career-best 16 home runs in his 1st season above A-ball...combined to bat .274 (127-463) with 21 doubles, 6 triples, 16 home runs, and 67 RBI over 127 games with Double-A Frisco and Triple-A Round Rock...spent majority of the campaign with Frisco, earning mid-season and postseason All-Star honors in the Texas League...ranked among the TL leaders in batting (2nd, .288), SLG (5th, .477), and OBP (8th, .348)...named the organization's Minor League Player of the Month for May...started at first base for the World Team at the All-Star Futures Game in San Diego and went 0-for-1 with a walk in 2 plate appearances...promoted to Round Rock on 8/3 for the remainder of the season...hit .167 (4-24) over 13 games with Este in the Dominican Winter League...**2015:** Had the most RBI (87) and 10th-highest average (.283) among all Texas minor leaguers...established career highs in nearly every offensive category, batting .283 (147-519) over 131 games with Hickory and High Desert...opened season in Hickory for the 3rd straight season, and was promoted to High Desert on 5/7...batted .229 (38-166) over first 40 games with the Mavericks and .309 (79-256) overall final 67 contests...was named Rangers Minor League Player of the Month for August/September...hit .370 (10-27) with 2 doubles, a triple, a home run, 6 RBI, and a team-high 7 walks in 8 postseason games...was added to the Surprise Saguaros in the Arizona Fall League on 11/2 and batted .259 (7-27) with 2 walks over 7 games...**2014:** Ranked as the 17th-best prospect in the organization by MLB.com...ranked among the South Atlantic League leaders in doubles (T6th, 32)...batted .309 (21-68) with 13 RBI over first 17 games, but .175 (55-315) over next 86 games to drop season average to .198...hit .339 (21-62) with 9 doubles, a home run, and 9 RBI over final 15 games to raise average to .218...**2013:** Was limited to 49 games with Hickory due to a pair of stints on the disabled list...opened season on the Hickory disabled list following knee surgery during spring training...was activated from the disabled list on June 3...compiled a .328 average (38-116) over his first 32 games, but hit .158 (9-57) over last 17 games before sustaining a season-ending injury on July 30 at Charleston...placed on disabled list July 31 for the



GUZMÁN CONTINUED

FRONT OFFICE

COACHES

HAMMEL

2018 REVIEW

OPPONENTS

RECORDS

DEVELOPMENT

MEDIA

remainder of the season with a fractured finger on his right hand...**2012:** Spent 1st professional season with AZL Rangers...tabbed the 12th-best prospect in the Arizona League by *Baseball America*...tied for the league lead in hits (68), while ranking among the circuit's leaders in doubles (T5th, 15) and batting (9th, .321)...**2011:** Did not see official action after signing first pro contract on 7/2.

AMATEUR/PERSONAL: Ronald Enmanuel (Cepeda) Guzman...participated in the Under Armour All-America Baseball game at Chicago's Wrigley Field on 8/14/10, a contest featuring some of the sport's best prospects...joined fellow Texas prospect Nomar Mazara on the Dominican Republic squad that won the Junior Division (14-15) championship in the RBI World Series in Jupiter, Florida in August 2010...graduated from high school at age 16.

CAREER RECORD

YEAR	CLUB	AVG	G	AB	R	H	TB	2B	3B	HR	RBI	SH	SF	BB-1	SO	SB	CS	HP	GDP	OBP	SLG
2012	AZL Rangers—1	.321	52	212	29	#68	92	15	3	1	33	0	3	19-0	42	7	1	1	3	.374	.434
2013	Hickory	.272	49	173	17	47	67	8	0	4	26	0	3	11-0	27	0	0	4	7	.325	.387
2014	Hickory	.218	118	445	46	97	147	32	0	6	63	0	5	37-0	107	6	3	5	6	.283	.330
2015	Hickory	.309	24	97	10	30	42	3	0	3	14	0	1	6-0	15	2	0	0	1	.346	.433
	High Desert	.277	107	422	54	117	183	25	7	9	73	0	3	27-0	101	3	0	0	11	.319	.434
2016	Frisco	.288	102	375	51	108	179	16	5	15	56	1	3	33-3	82	2	1	3	5	.348	.477
	Round Rock	.216	25	88	9	19	29	5	1	1	11	0	0	6-0	23	0	1	0	2	.266	.330
2017	Round Rock	.298	125	470	78	140	204	22	3	12	62	0	1	47-2	85	4	1	9	12	.372	.434
2018	Round Rock	.412	5	17	5	7	9	2	0	0	1	0	0	4-0	4	0	0	0	0	.524	.529
	Texas—2	.235	123	387	46	91	161	18	2	16	58	0	1	33-2	121	1	0	7	8	.306	.416
MAJOR TOTALS		.235	123	387	46	91	161	18	2	16	58	0	1	33-2	121	1	0	7	8	.306	.416
MINOR TOTALS		.275	607	2299	299	633	952	128	19	51	339	1	19	190-5	486	24	7	22	47	.334	.414

* Led league # Tied for league lead

1- Signed by Texas as a non-drafted free agent on July 2, 2011...signed by Willy Espinal and Mike Daly.
2- On 7-day concussion disabled list, June 26–July 2, 2018.

CAREER HIGHS

Hits: 4, May 29, 2018 at SEA
Runs: 3, Aug. 10, 2018 at NYY
Doubles: 1, 18x, last Sept. 24, 2018 at LAA
Triples: 1, 2x, last May 25, 2018 vs. KC
Home Runs: 3, Aug. 10, 2018 at NYY
RBI: 4, July 15, 2018 at BAL
Walks: 2, 6x, last Aug. 21, 2018 at OAK
Stolen Bases: 1, May 16, 2018 at SEA
Hitting Streak: 7, June 25–July 10, 2018

CAREER FIELDING


1B	PCT	G	PO	A	E	TC	DP
2018	.994	117	909	54	6	969	102

GRAND SLAMS (1)

July 15, 2018 at BAL (Castro)

MULTI-HR GAMES (1)

Aug. 10, 2018 at NYY (3)



JASON HAMMEL

NON-ROSTER
INVITEE

R BATS	R THROWS	BORN • Sept. 2, 1982 in Greenville, SC
6' 6" HEIGHT	225 WEIGHT	RESIDES • Chicago, IL
36 OPENING DAY AGE		ACQUIRED • Signed as a minor league free agent on Feb. 1, 2019
		CONTRACT STATUS • Signed through 2019
		SERVICE TIME • 11.153 OPTIONS USED • 3/3

CAREER: The 36-year-old Hammel was signed to a minor league contract with a spring training invitation on 2/1/19...made 18 starts with KC to begin 2018 before finishing the season in the bullpen in his 2nd year with the club...had made at least 20 ML starts in each of the previous 9 seasons...won a career high 15 games for 2016 World Champion Cubs and fanned a lifetime best 172 batters in 170.2 innings with CHC the previous season...has recorded 96 wins in 377 games/298 starts with TB (2006-08), COL (2009-11), BAL (2012-13), CHC (2014-16), OAK (2014), and KC (2017-18)...made his big league debut with TB in 2006 and was winless in his 1st 18 starts...was selected by the Rays in the 10th round of the 2002 MLB Draft.

2018: Ranked 4th on the KC staff in innings (127.0) and was 5th in strikeouts (92)...tied for 5th in the A.L. with a career high 14 losses...was 2-11, 6.16 (70 ER/102.1 IP) in 18 starts and 2-3, 5.47 (15 ER/24.2 IP) in 21 relief appearances...opponents batted .315, .257 (64-249) by LHB an .366 (104-284) by RHB.

SUMMARY: Opened the season in the rotation and posted a 3.38 ERA (12 ER/32.0 IP) in 1st 5 starts despite an 0-2 record...that included 6.0 shutout innings in a no-decision on 4/8 at CLE and 2 runs in 9.0 IP in a ND on 4/20 at DET...was 2-9, 7.42 (58 ER/70.1 IP) in the next 13 starts to raise his ERA to 6.16, 3rd highest in the majors at that time...made his final 21 outings in relief



HAMMEL CONTINUED

beginning 7/10, snapped a streak of 112 consecutive starts...was 0-5 in 1st 9 starts before winning back-to-back games, 5/22 at STL and 5/27 at TEX and allowing just one unearned run in 12.1 IP...had an overall streak of 15.1 consecutive innings without allowing an earned run over 3 starts, 5/22-6/2...was 0-6 in last 7 starts...lost 8 straight decisions overall, matching a career high, before winning in relief on 9/14 vs. MIN.

2018 NOTES: Fanned season best 10 batters on 5/22 at TEX, one shy of career high...surrendered a career-high-tying 13 hits, 6/30 at SEA...both wins in relief came on games won by Salvador Perez on walk-off hits, 9/14 vs. MIN (9th inning grand slam) and 9/27 vs. CLE (10th inning single)...had 26 strikeouts in 24.2 IP in relief (9.5 K/9), compared to 66 strikeouts in 102.1 IP as a starter (5.8 K/9).

2017: Led the KC staff with 180.1 innings and 32 starts (tied), both career highs...Royals scored just 86 runs in his starts, a 4.29 run support average that was 2nd-lowest among A.L. qualifiers...was 1-6, 6.18 ERA in 1st 10 starts before a 4-2, 3.69 mark in 11 outings in June and July...had 3rd-lowest walk rate in MLB at 1.74/9.0 IP from 6/1 through the end of season...issued one walk or less in 9 consecutive starts. 7/19-9/1, the longest one-season streak in Royals history...was 5-2, 3.96 in 8 starts vs. the 3 A.L. Division winners (BOS, CLE, HOU) and 3-11, 5.84 in 24 outings vs. all other teams...held opponents to a .226 average with runners in scoring position, 6th lowest among A.L. qualifiers...allowed 20 stolen bases in 23 attempts (87.0%), both the 2nd highest totals in the A.L....**2016:** Was 4th on the World Champion Cubs staff with a career high 15 wins...tied for 3rd on team in starts (32) and was 5th in innings (166.2) and strikeouts (144)...was 10-2, 2.42 in 15 starts at Wrigley Field...went 4-0, 1.24 in season's 1st 5 starts and was 6-0, 0.95 in 1st 6 outings after the All-Star break, 7/16-8/16...was on the MLB Bereavement List, 8/3-9...was not on CHC's postseason roster for any of the 3 series...**2015:** Ranked 3rd on CHC with career best 172 strikeouts...was 5-4, 2.86 in 17 starts prior to the All-Star break and 5-3, 5.10 in 14 2nd half outings...issued 5 or fewer hits in a career-best 8 straight starts, 4/27-6/6...fanned a career-high 11 batters on 6/1 at MIA...recorded 1,000th career strikeout, 8/12 vs. MIL...was 0-1, 14.54 in 2 playoff starts, a ND in NLDS Game 4 vs. STL and a loss in NLCS Game 4 vs. NYM...**2014:** Combined to go 10-11, 3.47 in 30 games/28 starts with CHC and OAK...started 17 games for the Cubs after signing with the club in February, going 8-5, 2.98...was 4-1, 2.08 in year's 1st 5 starts...was traded to OAK on 7/5 and was 2-6, 4.26 in 13 games/12 starts with the A's...lost 1st 4 starts with OAK, 7/9-30...allowed walk-off single to KC's Salvador Perez in bottom of the 12th inning of A.L. Wild Card game on 9/30...**2013:** Was 7-8, 5.14 in 23 starts with a 1.42 ERA in 3 relief appearances with BAL...was 4-1, 3.79 in 6 April starts...was on the DL from 7/31-9/4 with right forearm tenderness...**2012:** Was 2nd on Orioles staff in strikeouts (113) and 3rd in innings (118.0)...took a no-hitter into the 8th inning in his Orioles debut, 4/8 vs. MIN, before allowing consecutive doubles to Justin Morneau and Josh Willingham...allowed 2 runs or fewer in each of

his 1st 6 starts, joining Jay Tibbs (5/24-6/21/89) and Jim Palmer (4/7-5/4/77) as the only pitchers in club history to do that...pitched a one-hit CG, 6/16 at ATL, allowing 2-out, 7th inning 1B to Jason Heywood...was on 15-day DL from 7/14-9/6 after undergoing arthroscopic surgery on his right knee...was on ballot for the MLB Fan Vote for A.L. final All-Star spot...was 0-1 in 2 starts in the ALDS vs. NYY...**2011:** Was 2nd on staff in starts (27) and innings (170.1) and 3rd in wins (7) and strikeouts (94) in his final season at COL...was 3-1, 3.23 in 5 April starts...of season's last 7 appearances, 5 came in relief with save on 9/11 vs. CIN...**2010:** Finished 2nd on the Rockies staff in wins (10), starts (30), innings (177.2) and strikeouts (141)...recorded a career-high 28.1-inning scoreless streak, 6/1-24...was on the 15-day DL, 4/27-5/15 with a strained right groin...**2009:** Was acquired from TB just before start of season...had the 4th most starts (30), innings (176.2), and strikeouts (133) for the Rockies...issued a team-low 2.14 walks per 9.0 innings...was 4-0 in June...pitched his 1st ML career complete game in a losing effort on 7/1 vs. LAD...allowed 4 runs in 3.2 IP with ND in Game 3 of NLDS vs. PHI...**2008:** Made a career high 35 relief appearances with TB, the A.L. Champions...opened the season as the Rays' 5th starter before moving to bullpen in May...tossed 2.0 or more innings in relief 9 times, including four 3.0-inning outings...earned 1st career save, 9/10 at BOS...was not on roster for any of TB's 3 playoff rounds...**2007:** Opened at Durham (AAA) before recall to TB on 6/12...spent all but 3 days with the Rays the rest of the season...was 2-5, 6.15 in 14 starts and 1-0, 6.11 in 10 bullpen outings...worked career-high 6.2 relief innings in his 1st appearance, 6/13 vs. SD...earned 1st Major League win on 6/18 at ARI, tossing 2.1 scoreless innings of relief...was winless in his 1st 18 Major League starts before a victory on 9/2 at NYY, the longest such stretch to start a career since OAK's Mike Mohler was winless in all 20 of his career starts from 1993 to 1997...**2006:** Began year at Durham but was recalled on 4/11...lost start in ML debut that night vs. BAL (7 ER/3.1 IP) and was 0-1, 10.80 in 2 starts when optioned to Durham on 4/16...was promoted for rest of year on 8/25...combined with Juan Salas to pitched a no-hitter for Durham, 7/16 vs. Columbus...**2005:** Combined to go 11-4, 3.24 with 124 strikeouts in 22 starts with Montgomery (AA) and Durham...was TB's Minor League Pitcher of the Year...recorded the 1st ever 9.0-inning complete game in Montgomery's history, 7/4 vs. Mississippi...was selected to pitch in Southern League All-Star Game...**2004:** Had a 10-9 record and 2.66 ERA in 29 starts with Charleston (Low-A) and Bakersfield (High-A)...**2003:** Appeared in 14 games with 12 starts at Charleston...**2002:** Pitched 5.1 scoreless innings in 2 starts at Princeton (Rookie) to begin pro career before promotion to Hudson Valley (Short Season A).

PERSONAL: Jason Aaron Hammel...he and his wife, Elissa reside in Chicago, IL with their 2 children, Beckett and Colby...pitched 2 seasons at Treasure Valley Community College in Ontario, OR...graduated from South Kitsap High School in Port Orchard, WA in 2000...was selected by SEA in the 23rd round of the 2000 MLB Draft but did not sign.



HAMMEL CONTINUED

FRONT OFFICE

COACHES

HAMMEL

2018 REVIEW

OPONENTS

RECORDS

DEVELOPMENT

MEDIA

CAREER RECORD

YEAR	CLUB	W-L	ERA	G	GS	CG	SHO	SV	IP	H	R	ER	HR	HB	BB-I	SO	WP	BK	AVG
2002	Princeton—1, 2, 3	0-0	0.00	2	0	0	0	1	5.1	7	0	0	0	0	0-0	5	0	0	.318
	Hudson Valley	1-5	5.23	13	10	0	0	1	51.2	71	41	30	0	4	14-0	38	3	2	.314
2003	Charleston	6-2	3.40	14	12	1	0	0	76.2	70	32	29	2	2	27-1	50	4	1	.266
2004	Charleston	4-7	3.23	18	18	0	0	0	94.2	94	54	34	7	2	27-0	88	8	0	.257
	Bakersfield	6-2	1.89	11	11	0	0	0	71.1	52	18	15	4	4	20-0	65	3	0	.211
2005	Montgomery	8-2	2.66	12	12	3	0	0	81.1	70	26	24	5	2	19-0	76	2	1	.235
	Durham	3-2	4.12	10	10	0	0	0	54.2	57	31	25	8	3	27-0	48	4	0	.264
2006	Durham	5-9	4.23	24	24	1	0	0	127.2	133	71	60	11	7	36-0	117	5	1	.270
	Tampa Bay	0-6	7.77	9	9	0	0	0	44.0	61	38	38	7	1	21-0	32	3	2	.333
2007	Durham	4-5	3.42	13	13	2	1	0	76.1	61	29	29	3	4	28-0	75	7	2	.216
	Tampa Bay	3-5	6.14	24	14	0	0	0	85.0	100	58	58	12	2	40-1	64	3	0	.294
2008	Tampa Bay	4-4	4.60	40	5	0	0	2	78.1	83	45	40	11	2	35-4	44	7	0	.272
2009	Colorado—4	10-8	4.33	34	30	1	0	0	176.2	203	94	85	17	9	42-6	133	4	0	.290
2010	Colorado—5	10-9	4.81	30	30	0	0	0	177.2	201	97	95	18	6	47-1	141	13	2	.287
	Colorado Springs	1-0	5.14	1	1	0	0	0	7.0	9	4	4	1	0	1-0	6	0	0	.333
2011	Colorado	7-13	4.76	32	27	0	0	1	170.1	175	100	90	21	6	68-3	94	8	1	.270
2012	Baltimore—6, 7	8-6	3.43	20	20	1	1	0	118.0	104	48	45	9	2	42-2	113	3	0	.234
	Frederick	1-0	0.00	1	1	0	0	0	5.0	3	0	0	0	0	1-0	7	0	0	.158
2013	Baltimore—8	7-8	4.97	26	23	0	0	1	139.1	155	81	77	22	8	48-1	96	1	0	.284
	Bowie	0-0	0.00	1	1	0	0	0	2.2	3	0	0	0	2	0-0	3	0	0	.273
	Aberdeen	0-0	2.25	1	1	0	0	0	4.0	3	1	1	0	0	1-0	2	0	0	.200
2014	Chicago-NL—9	8-5	2.98	17	17	0	0	0	108.2	88	36	36	10	5	23-2	104	4	0	.222
	Oakland—10	2-6	4.26	13	12	0	0	0	67.2	66	34	32	13	3	21-0	54	2	0	.254
2015	Chicago-NL—11	10-7	3.74	31	31	0	0	0	170.2	158	79	71	23	6	40-4	172	10	0	.242
2016	Chicago-NL—12	15-10	3.83	30	30	0	0	0	166.2	148	77	71	25	9	53-0	144	9	0	.239
2017	Kansas City—13	8-13	5.29	32	32	0	0	0	180.1	209	109	106	26	9	48-2	145	7	1	.284
2018	Kansas City—14	4-14	6.02	39	18	0	0	0	127.0	168	91	85	18	3	39-4	92	3	0	.315
MAJOR TOTALS		96-114	4.62	377	298	2	1	4	1810.1	1919	987	929	232	71	567-30	1428	77	6	.272
MINOR TOTALS		39-34	3.43	121	114	7	1	2	658.1	633	307	251	41	30	201-1	580	36	7	.282

* Led league # Tied for league lead

- Selected by Seattle in the 23rd round of the 2000 June draft...did not sign.
- Selected by Tampa Bay in the 19th round of the 2001 June draft...did not sign.
- Selected by Tampa Bay in the 10th round of the 2002 June draft...signed by Paul Kirsch.
- Acquired by Colorado from Tampa Bay in exchange for RHP Aneury Rodriguez on April 5, 2009.
- On disabled list, April 27-May 15, 2010, with right groin strain...included rehab assignment with Colorado Springs, May 7-14.
- Acquired by Baltimore from Colorado, along with RHP Matt Lindstrom, in exchange for RHP Jeremy Guthrie on Feb. 6, 2012.
- On disabled list, July 14-Sept. 6, 2012, after undergoing arthroscopic surgery on right knee...included rehab assignment with Frederick, Sept. 1-5.
- On disabled list, July 31-Sept. 4, 2013, with right forearm tenderness...included rehab assignments with Bowie, Aug. 29-Sept. 2, and Aberdeen, Sept. 3-4.
- Signed by Chicago-NL as a free agent on Feb. 13, 2014.
- Acquired by Oakland from Chicago-NL, along with RHP Jeff Samardzija, in exchange for INF Addison Russell, OF Billy McKinney, RHP Dan Straily, and cash considerations, on July 5, 2014.
- Signed by Chicago-NL as a free agent on Dec. 12, 2014.
- On MLB Bereavement List, Aug. 3-9, 2016.
- Signed by Kansas City as a free agent on Feb. 8, 2017.
- Signed by Texas as a minor league free agent on Feb. 1, 2019.

POSTSEASON RECORD

SERIES	CLUB	W-L	ERA	G	GS	CG	SHO	SV	IP	H	R	ER	HR	HB	BB-I	SO	WP	BK	AVG
2009 NLDS	COL vs. PHI	0-0	9.82	1	1	0	0	0	3.2	4	4	4	1	0	3-0	5	0	0	.286
2012 ALDS	BAL vs. NYY	0-1	3.18	2	2	0	0	0	11.1	8	4	4	0	0	6-2	11	0	0	2.005
2014 ALWC	BAL vs. KC	0-0	0.00	1	0	0	0	0	0.0	1	0	0	0	0	0-0	0	0	0	1.000
2015 NLDS	CHC vs. STL	0-0	0.00	1	1	0	0	0	3.0	3	2	2	1	0	3-0	2	0	0	.273
2015 NLCS	CHC vs. NYM	0-1	33.75	1	1	0	0	0	1.1	4	5	5	2	1	2-0	1	0	0	.500
WC TOTALS		0-0	0.00	1	0	0	0	0	0.0	1	0	0	0	0	0-0	0	0	0	1.000
LDS TOTALS		0-1	5.00	4	4	0	0	0	18.0	15	10	10	2	0	12-2	18	0	0	.234
LCS TOTALS		0-1	33.75	1	1	0	0	0	1.1	4	5	5	2	1	2-0	1	0	0	.500
POSTSEASON TOTALS		0-2	6.98	6	5	0	0	0	19.1	20	15	15	4	1	14-2	19	0	0	.274


CAREER FIELDING

P	PCT	G	PO	A	E	TC	DP
Totals	.972	377	107	201	9	317	11

CAREER HIGHS

- * Innings: 9.0, 2x, last April 20, 2018 at DET (G1)
- * Relief Innings: 6.2, June 13, 2007 vs. SD
- * Low-Hit CG: 1, June 16, 2012 at ATL
- * Strikeouts: 11, June 1, 2015 at MIA
- * Walks: 5, 5x, last June 24, 2018 at HOU
- * Winning Streak: 6, 3x, last July 16-Aug. 16, 2016 (G2)
- * Losing Streak: 8, 2x, last Sept. 11, 2017-May 16, 2018





TAYLOR HEARN

L **L** **BORN** • Aug. 30, 1994 in Roysce City, TX
BATS **THROWS** **RESIDES** • Roysce City, TX
6'5" **227^{lb}** **ACQUIRED** • In a 3-player trade with Pittsburgh on July 31, 2018
HEIGHT **WEIGHT** **CONTRACT STATUS** • Signed through 2019
24 **SERVICE TIME** • 0.000 **OPTIONS USED** • 0/3
OPENING DAY AGE

LHP #73

TWITTER • @thearn14

CAREER: The Dallas-area product enters his first full season in the Texas organization and will also be in a Major League camp for the first time in his career...was acquired in a 3-player trade with the Pittsburgh Pirates on 7/31/18 and spent the remainder of the season at Frisco (AA)...has been a part of a pair of deadline deals in his career, as he was obtained by the Pirates at the trade deadline in 2016 in exchange for Mark Melancon...the left-hander has averaged 10.4 strikeouts per 9.0 innings in his minor league career...was drafted 3 times before he was selected by the Washington Nationals in the 5th round of the 2015 June draft and signed...was added to the 40-man roster in November.

2018: Acquired from the Pirates, along with a PTBNL, in exchange for Keone Kela on 7/31...logged a career-best 129.0 IP, compiling the lowest WHIP (1.171) of his career and his 3.3 BB/9 were fewest since pro debut in 2015 (2.8 BB/9 in 48.0 IP)...opponents batted .216/.289/.335/.624...opened season with Altoona (AA) in the PIT organization and was tabbed the 19th-best prospect in the Eastern League by *Baseball America*...also named an EL Mid-Season All-Star...allowed 3-or-fewer runs in 3 of 5 starts with Frisco following the trade...began season as the Pirates' 9th-best prospect according to *Baseball America*.

2017: Entered the season rated by *Baseball America* as having the "Best Fastball" in Pittsburgh's minor league system...established a new career high in innings despite spending the final 2 months of the season on the disabled list...was on the disabled list, 7/15-9/14, with a right oblique strain and made one start with the GCL Pirates on a rehab assignment...went 2-0 with a 3.06 ERA and 14 strikeouts in 8 games/4 starts for Glendale

in the Arizona Fall League...**2016:** Combined to go 2-1 with a 2.44 ERA (14 ER/51.2 IP) over 18 games/7 starts in the Washington and Pittsburgh organizations...entered the season rated as Washington's 25th-best prospect according to MLB.com and 28th according to *Baseball America*...was acquired by the Pirates, along with LHP Felipe Rivero, in exchange for RHP Mark Melancon on 7/30...posted a 1.50 ERA (2 ER/12.0 IP) over 3 starts with West Virginia (A), his 1st action in the Pittsburgh organization...**2015:** Split 1st pro season between GCL Nationals and Auburn (Short-A), going 1-5 with a 3.56 ERA (19 ER/48.0 IP) over 12 games/11 starts.

PERSONAL/AMATEUR: Taylor Lynn Hearn...is a 2012 graduate of Roysce City High School, where his no. 21 was retired by the school in 2017...as part of the jersey retirement ceremony, Roysce City declared Feb. 23, 2017 as "Taylor Hearn Day"...grandfather, Cleo, was the 1st African American to attend college on a rodeo scholarship and started producing the Texas Black Rodeo in 1971...Cleo was the 1st African American to win a major calf roping event in 1970 at the Denver National Rodeo and has a star on the Texas Trail of Fame in the Fort Worth Stockyards...Taylor competed in calf roping competitions until high school...pitched collegiately at San Jacinto College in Houston and Oklahoma Baptist University...went 9-0 with a 3.50 ERA in 15 games/13 starts for Oklahoma Baptist in 2015...struck out 71 batters in 64.1 innings of work; his 9 wins ranked T3rd in the NAIA Sooner Athletic Conference while his 71 strikeouts ranked 10th...originally selected by Pittsburgh in the 22nd round of the 2012 June Draft, but did not sign...also selected by Cincinnati in the 36th round of the 2014 June Draft, but did not sign, and by Minnesota in the 25th round of the 2014 June Draft, but did not sign.

CAREER RECORD

YEAR	CLUB	W-L	ERA	G	GS	CG	SHO	SV	IP	H	R	ER	HR	HB	BB-I	SO	WP	BK	AVG
2015	GCL Nationals—1, 2, 3, 4	0-0	0.00	2	1	0	0	0	5.0	4	1	0	0	0	2-0	7	0	0	.250
	Auburn	1-5	3.98	10	10	0	0	0	43.0	49	22	19	2	2	13-0	38	4	0	.280
2016	Hagerstown	1-0	3.18	8	2	0	0	0	22.2	25	13	8	3	0	7-0	31	3	0	.278
	GCL Nationals	0-0	1.42	2	2	0	0	0	6.1	2	1	1	1	0	6-0	8	1	0	.105
	West Virginia—5	1-1	1.99	8	3	0	0	0	22.2	15	6	5	2	0	10-0	36	4	0	.183
2017	Bradenton	4-6	4.12	18	17	0	0	0	87.1	65	41	40	8	2	37-0	106	6	1	.207
	Pirates	0-0	0.00	1	1	0	0	0	2.0	0	0	0	0	0	0-0	3	0	0	.000
2018	Altoona	3-6	3.12	19	19	2	1	0	104.0	75	41	36	6	3	38-1	107	6	0	.198
	Frisco—6	1-2	5.04	5	5	0	0	0	25.0	29	14	14	5	0	9-0	33	0	1	.284
MINOR TOTALS		11-20	3.48	73	60	2	1	0	318.0	264	139	123	27	7	122-1	369	24	2	.223

* Led league # Tied for league lead

- 1- Selected by Pittsburgh in the 22nd round of the 2012 June draft...did not sign.
- 2- Selected by Cincinnati in the 36th round of the 2013 June draft...did not sign.
- 3- Selected by Minnesota in the 25th round of the 2014 June draft...did not sign.
- 4- Selected by Washington in the 5th round of the 2015 June draft...signed by Ed Gustafson.
- 5- Acquired by Pittsburgh from Washington, along with LHP Felipe Rivero, in exchange for RHP Mark Melancon on July 30, 2016.
- 6- Acquired by Texas from Pittsburgh, along with a PTBNL (INF Sherten Apostel), in exchange for RHP Keone Kela on July 30, 2018.





SCOTT HEINEMAN

R BATS **R THROWS** **BORN** • Dec. 4, 1992 in Santa Monica, CA
RESIDES • Pacific Palisades, CA
ACQUIRED • Selected in the 11th round of the 2015 June Draft
CONTRACT STATUS • Signed through 2019
26 **SERVICE TIME** • 0.000 **OPTIONS USED** • 0/3
OPENING DAY AGE **OF #85**
 TWITTER • @ScottHeineman

CAREER: The organization's 2018 Minor League Player of the Year is expected to be sidelined for the majority of spring training due to offseason shoulder surgery... underwent surgery to repair the labrum in his left shoulder on 12/10/18 and will continue the rehabilitation process during camp...the 26-year-old reached Triple-A for the 1st time last season and has produced a .298/.374/.461/.835 slash line over three minor league seasons...was selected by the Rangers in the 11th round of the 2015 June Draft out of the University of Oregon, but did not debut until the following season at High Desert due to an injury...has seen action at all 3 outfield positions in his minor league career...will be in Major League camp for the 2nd straight season after he was added to the 40-man roster in November.

2018: Posted the 5th-highest average among Texas organization qualifiers and finished 4th in RBI...spent opening week of season with Frisco and hit safely in 6 of 7 G before promotion to Round Rock...compiled 15-G hit streak from 5/27-6/13, batting .354/.432/.631/1.063 (23-65) with 5 HR and 18 RBI during that span...also reached safely in 16 straight G from 6/29-7/17...struck out in 19.6% of plate appearances, a decrease from previous campaign (22.9% in '17)...tied Christian Lopes for club lead in stolen bases (16)...recorded a pair of multi-HR games: 6/9 at Las Vegas, 8/26 vs. New Orleans...notched career-high 6 RBI on 6/10 at Las Vegas.

2017: Ranked among the Frisco club leaders in runs scored (1st, 82), triples (1st, 7), hits (2nd, 133), doubles (2nd, 26), HR (T4th, 9), and RBI (5th, 44)...earned Texas League Player of the Week honors twice, 6/19-25 and 8/14-20...saw action at all 3 outfield spots...had a pair of 25 G on-base streaks, 4/6-5/5 and 6/6-7/10, T7th-longest in the TL...batted .296/.383/.487/.870 over 1st 36 G and .221/.301/.320/.622 over next 59 G through 8/10...hit .435/.495/.612/1.107 over final 22 G...**2016:** Returned to action following foot surgery in 2015 and earned a spot on the California League postseason All-Star team in his 1st pro season...ranked among the Texas minor league leaders in RBI (2nd, 80), batting (3rd, .303), and stolen bases (3rd, 30)...led the CAL League in doubles

(39) and hits (159), while also ranking among the league leaders in average (4th) and stolen bases (5th, 30)...batted .315/.393/.476 (53-168) over 1st 44 games with the Mavericks...hit .253/.344/.419 over next 48 games through 7/19 to drop season average to .282...batted .345/.425/.626 over final 42 games...was 10-for-30 (.300) with 4 RBI, 7 runs scored, and 3 walks over 7 postseason games...hit .231 (15-65) with 2 doubles, a home run, 6 RBI, and 13 walks over 20 games with the Surprise Saguaros in the Arizona Fall League...**2015:** Did not see official action after undergoing right foot surgery on 7/1.

AMATEUR: Played 4 seasons at the University of Oregon, ranking among career top 10 in several offensive categories for the Ducks...played for the Brewster Whitecaps in the Cape Cod League in 2013 and was named to the league's All-Star game...played all 9 positions in his final game of the 2013 Cape Cod season...earned Preseason All-American honors as a senior at Crespi Carmelite High School in Encino, CA...selected by the Kansas City Royals in the 19th round of the 2014 draft, but did not sign.


PERSONAL: Scott Matthew Heineman...brother, Tyler, is a catcher in the Arizona Diamondbacks organization...alongside his brother, Scott hosted the inaugural Prime Time Charity Casino Classic on 1/23/19 in Santa Monica...the poker tournament featured several Major League players and raised money for Team Prime Time, an organization that provides programs for at-risk children from low-income areas of Los Angeles that combine academics, athletics, leadership training, and the arts...Scott and his family were supporters of Gabe Marshall, a 9-year-old boy with a brain tumor from Hutchinson, KS...the family arranged several special events for Gabe, including a trip to a Kansas City Chiefs game in December 2016...his selection in the draft was dedicated to Julie McGraw, who is the wife of Pacific Northwest amateur scout Gary McGraw...Julie was recovering from a stroke at the time.

CAREER RECORD

YEAR	CLUB	AVG	G	AB	R	H	TB	2B	3B	HR	RBI	SH	SF	BB-1	SO	SB	CS	HP	GDP	OBP	SLG
2016	High Desert—1, 2	.303	134	525	96	*159	265	*39	8	17	80	4	6	59-0	120	30	14	16	8	.386	.505
2017	Frisco	.284	117	468	82	133	200	26	7	9	44	0	2	50-0	121	12	9	9	15	.363	.427
2018	Frisco	.522	7	23	6	12	17	2	0	1	10	0	1	7-1	5	2	1	0	0	.613	.739
	Round Rock	.295	107	424	68	125	182	20	2	11	57	1	3	32-0	93	16	8	9	13	.355	.429
MINOR TOTALS		.298	365	1440	252	429	664	87	17	38	191	5	12	148-1	339	60	32	34	36	.374	.461

* Led league # Tied for league lead

- 1- Selected by Kansas City in the 19th round of the 2014 June draft...did not sign.
- 2- Selected by Texas in the 11th round of the 2015 June draft...signed by Rick Schroeder on June 24, 2015.



ARIEL HERNANDEZ

NON-ROSTER
INVITEE

R BATS	R THROWS	BORN • March 2, 1992 in Santo Domingo, Dominican Republic
6'4" HEIGHT	230 WEIGHT	RESIDES • Santo Domingo, Dominican Republic
27 OPENING DAY AGE	ACQUIRED • Signed as a minor league free agent on Dec. 21, 2018	CONTRACT STATUS • Signed through 2019
	SERVICE TIME • 0.063	OPTIONS USED • 2/3

RHP #67

TWITTER • @don_hernandez2

CAREER: Hernandez was signed to a minor league contract with an invitation to major league spring training on 12/21/18...made his major league debut with Cincinnati in 2017, his only career big league action to date...Texas is the 6th organization of which he has been a member...shuffled between farm clubs in the Cincinnati, Los Angeles Dodgers, and Milwaukee organizations last season...spent his 1st 6 professional seasons in the Giants organization, as well as one year in the Arizona system, before he was selected by the Reds in the 1st round of the Triple-A phase of the Rule 5 Draft in December 2015...has been named to 2 All-Star teams in 9 minor league seasons, compiling a 22-8 record and 3.60 ERA while recording 9.8 strikeouts per 9.0 innings...the hard-throwing right-hander has also struggled with command (career 6.6 BB/9), but has allowed just 8 home runs in 310.0 career minor league innings (0.2 HR/9) while holding opponents to a .186 average...was rated as having the "Best Curveball" in the Cincinnati organization by *Baseball America* in 2016-17...participated in the January mini-camp at the Texas Rangers Youth Academy.

2018: Combined to go 5-2 with a 2.93 ERA (18 ER/55.1 IP) and 7 saves over 42 relief appearances between 4 minor league clubs in 3 organizations...recorded 54 strikeouts and 40 walks...began season with Double-A Pensacola in the Cincinnati system, was designated for assignment on 4/13 and traded to the Dodgers in a 3-player swap on 4/17...logged time with Tulsa (AA) and Oklahoma City (AAA) before being designated for assignment on 7/31...acquired by Milwaukee off waivers on 8/7 and pitched in 5 G for Colorado Springs (AAA)...overall, opponents batted .211/.354/.294/.648, .198 (.16-81) by LHB and .221 (.25-113) by RHB...allowed 13 XBH (11 2B, 3B, HR)...allowed runs in 13 of 42 G.

CINCINNATI: Has spent the majority of the last 3 seasons in the Reds organization...made his ML debut with the Reds in 2017, posting a 5.18 ERA (14 ER/24.1 IP) over 19 relief appearances across 4 stints in his only career MLB action...made ML debut on 4/24 at MIL (2.2 SHO IP, 5 SO)...retired all 8 batters faced and became only the 3rd reliever in modern Reds history to record 5 strikeouts in his ML debut (Tony Cingrani - 9/9/12 vs. HOU & Angel Torres - 9/12/77 vs. HOU)...made one app. during 2 days on the Reds' roster from 4/23-24, made 4 app. from 6/20-29, another 5 app. from 7/5-21 and then 9 more app. in September...beginning 9/19 didn't allow a

run in 6.2 IP over final 5 G, his longest scoreless streak of the season...had 6 outings of at least 2.0 IP, including a season-high 2.2 IP in ML debut...retired all 14 batters faced over his 1st 3 big league outings until Michael A. Taylor homered on the first pitch of the 6th inning on 6/24 at WAS...retired the 1st batter faced in 10 of 19 G...stranded 6 of 9 inherited runners...did not enter a game in a save situation...the Reds went 2-17 in games in which he pitched.

WINTER BALL: Pitched for Escogido in the Dominican Winter League this offseason and did not allow a run in 3 outings (3.2 IP)...was teammates with Scott Heineman and Neftali Feliz.

2017: For the 2nd consecutive season, his curveball was rated best in the CIN organization by *Baseball America*...spent most of the season in the minor leagues, where he posted a 3.24 ERA with one save in 39 relief app. for Pensacola (AA) and Louisville (AAA)...began the season at Pensacola, where he was a mid-season Southern League All-Star...entered the season rated as the 21st-best prospect in the organization by *Baseball America*...following the season pitched for Escogido in the Dominican Winter League (6 G, 5.1 SHO IP, 4 H, 0 BB, 2 SO)...**2016:** In 43 relief outings at Class-A Dayton and Daytona, combined to go 3-2, 2.18 with 5 saves in 7 chances...in 62.0 innings, allowed just 29 hits and 39 walks while recording 74 strikeouts...began the season at Dayton...was promoted on 6/6...for the Dragons was a mid-season Midwest League All-Star...on 10/27 was added to the Reds' 40-man roster...**2015:** During spring training on 3/8, was released by the Giants...pitched 2 G for the Frontier Greys of the independent Frontier League...on 5/23 was signed by the Diamondbacks to a minor league contract and spent the rest of the season with ARI's Class A Hillsboro affiliate...at the Winter Meetings was selected by the Reds in the 1st round of the Class AAA phase of the Rule 5 Draft...**2014:** Missed the entire season with a strained right shoulder...**2013:** Returned to the AZL and limited opposition to .154 (4-26) average in 10 G...**2012:** Averaged 14.3 SO/9 in 11 G with the AZL Giants...**2011:** Converted to a full-time relief role, appearing in 17 G with the AZL Giants in his 1st stateside season...**2010:** Returned to the DSL, holding opponents to a .077 average (7-91)...recorded more walks (33) than strikeouts (30)...**2009:** Ranked 2nd on club in wins and strikeouts with DSL Giants in his 1st pro action.



A. HERNANDEZ CONTINUED

FRONT OFFICE

COACHES

A. HERNANDEZ

2018 REVIEW

OPPONENTS

RECORDS

DEVELOPMENT

MEDIA

CAREER RECORD

YEAR	CLUB	W-L	ERA	G	GS	CG	SHO	SV	IP	H	R	ER	HR	HB	BB-I	SO	WP	BK	AVG
2009	DSL Giants—1	6-1	3.64	13	8	0	0	0	54.1	45	26	22	3	4	18-0	47	6	0	.226
2010	DSL Giants	2-0	2.01	9	7	0	0	0	31.1	7	11	7	0	5	33-0	30	3	0	.077
2011	AZL Giants	1-0	8.40	17	0	0	0	1	15.0	19	22	14	0	4	14-0	15	8	0	.284
2012	AZL Giants	1-0	4.50	11	0	0	0	0	12.0	8	7	6	1	1	13-0	19	4	0	.170
2013	AZL Giants	0-0	10.57	10	0	0	0	1	7.2	4	10	9	0	4	12-0	10	6	0	.154
2014	—2								INJURED - DID NOT PITCH										
2015	Frontier Greys	0-0	0.00	2	0	0	0	0	2.0	0	0	0	0	0	2-0	5	0	0	---
	Hillsboro—3	1-1	6.04	22	0	0	0	2	22.1	18	15	15	1	2	21-0	32	11	0	.212
2016	Dayton—4	0-1	2.59	18	0	0	0	2	31.1	11	10	9	0	1	20-0	40	4	0	.107
	Daytona	3-1	1.76	25	0	0	0	3	30.2	18	8	6	1	1	19-0	34	4	1	.164
2017	Pensacola	2-0	2.18	24	0	0	0	1	33.0	18	8	8	0	1	20-0	39	6	1	.167
	Cincinnati	0-0	5.18	19	0	0	0	0	24.1	14	14	14	6	0	22-1	29	2	0	.165
	Louisville	1-2	5.29	15	0	0	0	0	17.0	14	10	10	1	1	19-2	19	5	0	.233
2018	Pensacola	0-0	0.00	3	0	0	0	2	3.1	4	0	0	0	0	0-0	3	0	0	.333
	Tulsa—5	1-0	2.11	13	0	0	0	4	21.1	13	5	5	0	2	9-0	25	0	0	.183
	Oklahoma City	3-2	3.20	21	0	0	0	1	25.1	22	10	9	1	1	20-2	21	6	0	.234
	Colorado Springs—6, 7	1-0	6.75	5	0	0	0	0	5.1	2	4	4	0	0	11-0	5	2	0	.118
MAJOR TOTALS		0-0	5.18	19	0	0	0	0	24.1	14	14	14	6	0	22-1	29	2	0	.165
MINOR TOTALS		22-8	3.60	206	15	0	0	17	310.0	203	146	124	8	27	229-4	339	65	2	.186
INDEPENDENT TOTALS		0-0	0.00	2	0	0	0	0	2.0	0	0	0	0	0	2-0	5	0	0	---

* Led league # Tied for league lead

- 1- Signed by San Francisco as a non-drafted free agent on Sept. 4, 2008.
- 2- Released by San Francisco on March 8, 2015.
- 3- Signed by Arizona as a minor league free agent on May 23, 2015.
- 4- Selected by Cincinnati in the minor league phase of the Rule 5 Draft on Dec. 10, 2015.
- 5- Acquired by Los Angeles-NL from Cincinnati in exchange for RHP Zach Neal and INF Ibandel Isabel on April 17, 2018.
- 6- Acquired by Milwaukee off waivers from Los Angeles-NL on Aug. 7, 2018.
- 7- Signed by Texas as a minor league free agent on Dec. 21, 2018.


CAREER FIELDING

P	PCT	G	PO	A	E	TC	DP
Totals	1.000	19	0	2	0	2	0

CAREER HIGHS

- * **Innings: 2.2**, April 24, 2017 at MIL
- * **Strikeouts: 5**, April 24, 2017 at MIL
- * **Walks: 4**, Sept. 12, 2017 at STL





JONATHAN HERNANDEZ

R BATS **R THROWS** **BORN** • July 6, 1996 in Memphis, TN
RESIDES • Santiago de los Caballos, Dominican Republic
ACQUIRED • Signed as a non-drafted free agent on Jan. 30, 2013
CONTRACT STATUS • Signed through 2019
22 **SERVICE TIME** • 0.000 **OPTIONS USED** • 1/3
OPENING DAY AGE

RHP #72

TWITTER • @jonathanhdez06

CAREER: The 22-year-old Hernandez enters the 2019 campaign as the 6th-best prospect in the Texas farm system according to *Baseball America* after making the leap to Double-A a year ago...has continued to rack up strikeouts while progressing through the farm system, as his 134 in 2018 were 2nd-most among all Texas minor league hurlers...his strikeouts per 9.0 innings rate has grown from 6.6 in 2016 to a career-best 9.9 last season...was added to the 40-man roster on 11/20/17 and will be in big league camp for the 2nd straight year...was born in Memphis while his father, Fernando, pitched for the Double-A Memphis Chicks in the Padres farm system, but grew up in the Dominican Republic...was signed out of the Dominican Republic at age 16 on Jan. 30, 2013.

2018: Established career highs in innings and strikeouts in his 6th professional season...his 134 SO ranked 2nd among Texas farmhands (138-A.J. Alexy)...named CL Pitcher of the Week for 5/28-6/3 following shutout performance on 5/30 vs. Buies Creek (8.0 SHO IP, 2 H, 1 BB, 11 SO)...recorded double-digit SO in 3 straight starts from 5/16-30, posting a 0.90 ERA (2 ER/20.0 IP) with 4 BB/32 SO in that span...earned promotion to Frisco on 6/11...went 2-4 with a 7.14 ERA (32 ER/40.1 IP) in 1st 8 G/GS with Frisco and went 2-0 with a 1.14 ERA (3 ER/23.2 IP) over final 4 G/GS...opponents batted .167/.270/.244/.513 over the latter stretch...increased whiff rate (9.9 SO/9) by a full strikeout from the previous campaign (8.9 SO/9 in '17)...rated by *Baseball America* as having CL's best breaking pitch and was named the publication's High Class A Pitcher of the Year.

2017: Combined to go 5-11 with a 4.03 ERA (50 ER/111.2 IP) over 23 games/22 starts with Hickory (A)

and Down East (A+)...posted a career-best 8.9 SO/9 rate, besting his previous season total by over 2 strikeouts...opponents batted .285/.351/.415/.766...began season in Hickory and went 2-3 with a 2.80 ERA (11 ER/35.1 IP) over his 1st 7 starts with the club...permitted 14 R-ER over 11.0 IP in last 2 starts at Hickory before promotion to Down East on 6/3...compiled a 6.00 ERA (16 ER/24.0 IP) over 1st 5 starts with the Woodies and a 1.96 figure (9 ER/41.1 IP) over final 9 games/8 starts...opposition batted .208/.318/.306/.623 during season-ending stretch...represented the Rangers at the All-Star Futures Game in Miami and retired the only batter he faced (COL's Ryan McMahon) in the 8th inning...**2016:** Logged a team-high 22 starts for Hickory, finishing T3rd among Texas farmhands in wins...right-handed batters hit .271/.358/.416 and lefties batted .227/.300/.381...was 6-3, 2.59 (19 ER/66.0 IP) over 13 games/12 starts in Hickory and 4-6, 7.15 (40 ER/50.1 IP) in 11 games/10 starts on the road...was 6-5, 3.88 (26 ER/60.1 IP) in 12 first half starts and 4-4, 5.30 (33 ER/56.0 IP) over 12 games/10 starts in the second half...was 2-1 with a 3.14 ERA (10 ER/28.2 IP) over his final 6 starts...**2015:** Tabbed the 14th-best prospect in the AZL by *Baseball America*...posted the 3rd-lowest ERA among all Texas minor leaguers...**2014:** Returned to DSL Rangers and matched Pedro Payano for the team lead with 14 starts...**2013:** Spent 1st pro season with DSL Rangers.

PERSONAL: Jonathan Hernandez...father, Fernando, pitched professionally for 14 seasons and appeared in 2 games with the Detroit Tigers in 1997...father also spent two seasons in Korea, winning 14 games with SK Wyverns in 2001...was born in Memphis, but grew up in the Dominican Republic...is a fan of LeBron James.

CAREER RECORD


YEAR	CLUB	W-L	ERA	G	GS	CG	SHO	SV	IP	H	R	ER	HR	HB	BB-I	SO	WP	BK	AVG
2013	DSL Rangers—1	3-1	1.21	13	8	0	0	0	44.2	28	14	6	2	4	22-0	38	4	0	.176
2014	DSL Rangers1	5-2	2.85	14	14	0	0	0	75.2	72	32	24	6	1	17-0	57	6	1	.246
2015	AZL Rangers	1-1	3.00	11	9	0	0	0	45.0	45	22	15	0	4	12-0	33	4	2	.250
2016	Hickory	10-9	4.56	24	22	1	0	0	116.1	110	67	59	14	6	49-0	85	9	0	.252
2017	Hickory	2-5	4.86	9	9	0	0	0	46.1	55	32	25	5	0	13-0	46	2	0	.306
	Down East	3-6	3.44	14	13	0	0	0	65.1	66	32	25	2	2	31-0	64	6	0	.270
2018	Down East	4-2	2.20	10	10	0	0	0	57.1	37	14	14	6	1	17-0	77	1	1	.184
	Frisco	4-4	4.92	12	12	0	0	0	64.0	58	38	35	6	4	36-0	57	10	0	.247
MINOR TOTALS		32-30	3.55	107	97	1	0	0	514.2	471	251	203	41	22	197-0	457	42	4	.244

* Led league # Tied for league lead

1- Signed by Texas as a non-drafted free agent on Jan. 30, 2013...signed by Willy Espinal.



WEI-CHIEH HUANG



RHP #77

R
BATS
6'1"
HEIGHT
25
OPENING DAY AGE

R
THROWS
165
WEIGHT
+

BORN • Sept. 26, 1993 in Taitung, Taiwan
RESIDES • Taitung, Taiwan
ACQUIRED • In a 3-player trade with Arizona on July 31, 2018
CONTRACT STATUS • Signed through 2019
SERVICE TIME • 0.000 **OPTIONS USED** • 0/3

CAREER: Wei-Chieh (pronounced WAY-jay) Huang enters his first full season in the Texas organization after being acquired from Arizona in a July 31, 2018 trade for left-handed pitcher Jake Diekman...participated in club's January minicamp and is still seeking his MLB debut...the Taiwan native is entering his fifth professional season and saw his first career action at the Double-A level in 2018...has held left-handed batters to a .199 (93-467) batting average in his pro career with 7 HR...prior to the trade, had spent his entire career in the D-backs system since being signed as a non-drafted free agent on 7/21/14...entering 2019, the Rangers have never had a Taiwan native appear for the club...rated the Diamondbacks' 22nd-best prospect in 2018 midseason MLB.com rankings, was selected to the World Team roster for the 2015 All-Star Futures Game, pitching in that year's game at Great American Ball Park in Cincinnati.

2018: Combined for a 7-3 record and 3.33 ERA (29 ER/78.1 IP) over 38 G/2 GS in the minors last season, setting career bests for games, innings, strikeouts (103), and SO/9 (11.8)...produced a 1.136 WHIP, finished 6 games, and recorded one save...for the year, held opponents to a slash line of .206/.295/.340/.635...lefties hit just .194 with one home run and a .577 OPS...opposition was 17-for-19 in steal attempts...opened the year with Visalia (High-A)...allowed 4 runs in each of his first 2 outings to begin the

year, then compiled a 1.11 ERA (7 ER/56.2 IP) with a .165/.248/.216/.464 opponent slash line in his last 27 app. in ARI system beginning 4/12...promoted to Jackson on 6/21 for 1st career Double-A action...following the trade, allowed multiple runs in 6 of his 9 outings with Frisco (AA), permitting 5 HR in 20.0 IP (2.25 HR/9) despite 25 SO...was added to Rangers' 40-man roster, 11/20.

2017: Produced career-low ERA (1.81) and WHIP (0.928) over 30 relief appearances with Kane County (A) and Visalia...for the year, opponents slashed .170/.253/.243/.495...allowed just 2 HR all season...on DL 6/26-7/7 with back strain...promoted to Visalia on 7/29...briefly assigned to Hillsboro from 4/22-5/16...**2016:** In his toughest pro season, had 5.88 ERA and 1.542 WHIP in 16 G/11 GS over 3 ARI affiliates...did not pitch from start of June through mid-July, but was never on the DL...**2015:** In his pro debut with Kane County (A), posted 2.00 ERA, 0.965 WHIP, and had career-best 4.25 SO/BB ratio while permitting just one HR over 76.2 IP (15 G/12 GS)...opponents slashed .208/.256/.272/.528...went 5-3, 1.73 (13 ER/67.2 IP) in his 12 starts...won 1st career outing/start on 5/26 at Quad Cities, posting 5.2 SHO IP...teammate Zac Curtis led the MWL with 33 saves.

PERSONAL: Wei-Chieh Huang...signed with Arizona in 2014 out of National Taiwan University of Physical Education and Sport...signed by Mack Hayashi (ARI).

CAREER RECORD

YEAR	CLUB	W-L	ERA	G	GS	CG	SHO	SV	IP	H	R	ER	HR	HB	BB-I	SO	WP	BK	AVG
2015	Kane County—1	7-3	2.00	15	12	0	0	0	76.2	58	24	17	1	3	16-0	68	5	2	.208
2016	Visalia	1-1	6.49	6	6	0	0	0	26.1	33	20	19	5	2	12-0	25	3	2	.303
	AZL Diamondbacks	0-0	6.00	1	1	0	0	0	3.0	3	2	2	1	0	0-0	3	0	0	.273
	Hillsboro	2-2	5.34	9	4	0	0	0	30.1	33	19	18	4	2	11-0	42	7	0	.277
2017	Kane County	1-1	1.58	20	0	0	0	0	40.0	25	8	7	2	2	10-0	47	5	0	.172
	Visalia	1-0	2.19	10	0	0	1	24.2	15	7	6	0	4	10-0	32	2	0	.167	
2018	Visalia	4-1	2.59	19	0	0	0	0	31.1	17	9	9	3	0	16-0	46	5	2	.157
	Jackson	2-1	2.00	10	2	0	0	1	27.0	20	6	6	1	4	7-0	32	3	2	.208
	Frisco—2	1-1	6.30	9	0	0	0	0	20.0	21	14	14	5	2	8-0	25	5	0	.269
MINOR TOTALS		19-10	3.16	99	25	0	0	2	279.1	225	109	98	22	19	90-0	320	35	9	.217

* Led league # Tied for league lead

- 1- Signed by Arizona as a non-drafted free agent on July 21, 2014...signed by Mack Hayashi.
- 2- Acquired by Texas from Arizona, along with a PTBNL (LHP Josh Javier), in exchange for LHP Jake Diekman and cash considerations on July 31, 2018.





ANDY IBANEZ

NON-ROSTER
INVITEE

R
BATS

R
THROWS

5'10"
HEIGHT

170
WEIGHT

25
OPENING DAY AGE

BORN • April 3, 1993 in Havana, Cuba

RESIDES • Puerto Principe, Haiti

ACQUIRED • Signed as a non-drafted free agent on July 7, 2015

CONTRACT STATUS • Signed through 2019

SERVICE TIME • 0.000 **OPTIONS USED** • 0/3

INF #86

CAREER: Ibanez will be in major league spring training for the 2nd straight season and is still seeking is major league debut...has continued to rise through the Texas organization since signing as a non-drafted free agent in 2015, topping out at Triple-A last season...has compiled a .279 batting average and .766 OPS with 33 HR and 150 RBI over 3 seasons in the Rangers farm system...has nearly as many career walks (119) as strikeouts (197), owning career marks of 7.2 PA/SO and 11.9 PA/BB...has previously been ranked on MLB.com's top Rangers prospect lists in 2016 (no. 2) and 2017 (no. 16)...debuted in Serie Nacional, Cuba's top league, in 2011 at the age of 18 and won a gold glove as a second baseman in his rookie campaign...batted .283 over 3 seasons from age 18-20 in the Cuban National Series prior to signing with Texas...was the youngest member of the Cuban National Team in the 2013 WBC.

2018: Spent the entire season with Round Rock in his 1st career Triple-A action...led the Express in games (125), hits (131), and total bases (190) while also ranking among club leaders in walks (2nd, 40), home runs (T2nd, 12), doubles (T2nd, 21), runs (T3rd, 62), and RBI (4th, 55)...among Pacific Coast League leaders, finished 7th in PA/SO (6.96), T7th in hits, and T8th in games played...recorded 32 multi-hit games, including 4-for-4 effort on 4/26 at Memphis...in 53 G through 6/9, had the 6th-highest average in the PCL at .322 (59-183)...from that point on, batted .257 (72-280) in season's final 72 G...batted .289 (101-349) with .743 OPS against right-handed pitching, .263 (30-114) with .787 OPS against southpaws...made 115 total starts at third base (91) and second base (24), compiling a .973 fielding pct. (10 E/368 TC)...appeared in 19 G for Aguilas in the Dominican Winter League, batting .164 (11-67).

2017: Tabbed as the organization's 16th-best prospect by MiLB.com...returned to Frisco for a 2nd consecutive season, starting 70 G as the team's primary second baseman...also started games at designated hitter (8) and third base (4)...batted .333/.398/.524 (28-84) over 22 G from 4/9-6/16 before posting a .248/.304/.367 (54-218) line

over 58 G from 6/17-end of season...was on disabled list, 4/18-5/29, with right finger dislocation...batted .278 (20-72) against left-handed pitchers compared to .261 (62-238) against right-handers, with all 8 of his HR coming against righties...compiled a .985 (5 E/338 TC) fielding percentage at second base...**2016:** Rated the 2nd-best prospect in the Texas organization by MiLB.com after batting .285 (140-492) with 13 HR and 66 RBI with Hickory and Frisco in his stateside debut...was named a Texas Organization All-Star by MiLB.com...was 4-for-5 with 4 RBI in season debut on 4/7 at Kannapolis and batted .439/.489/.732 over his 1st 10 G to capture the South Atlantic League's 1st Player of the Week award for the season, 4/17...ranked T3rd among all minor leaguers in hits (16) and extra-base hits (16) in April...hit .203 (15-74) over next 20 G to drop season average from .402 to .308...promoted to Frisco on 6/7 and batted .219/.252/.325 (25-114) over 1st 29 G with the 'Riders...hit .285/.353/.430 (55-193) in final 52 G with Frisco to raise average to .261...batted .281/.324/.391 (18-64) over 19 G with the Surprise Saguaros in the Arizona Fall League...**2015:** Did not see official game action...was one of the top hitters in the Colombian Winter League, batting .370 (27-73) with 8 doubles, one triple, 14 RBI, 6 walks, and 15 runs scored.

WORLD BASEBALL CLASSIC: Was the youngest member of the Cuban National Team at the 2013 World Baseball Classic...club finished 4-2, with Ibanez appearing in 5 games...played alongside Jose Abreu, Yuli Gurriel, Yasmany Tomas, Guillermo Heredia, and Raisel Iglesias.

AMATEUR/PERSONAL: Andy (Velazquez) Ibanez...pronounced ee-BAHN-yez...signed by Gil Kim, Chu Halabi, and Jose Fernandez on 7/7/15...led Cuba's 16U national league in batting average (.458), slugging percentage (.703), and stolen bases (18) in 2009...represented Cuba at the 16U World Championships in Taiwan in 2009 and at the 18U World Championships in Canada in 2010...was teammates with Jorge Soler and Lourdes Gurriel on the bronze-medal winning 18U club.

CAREER RECORD

YEAR	CLUB	AVG	G	AB	R	H	TB	2B	3B	HR	RBI	SH	SF	BB-I	SO	SB	CS	HP	GDP	OBP	SLG
2016	Hickory—1	.324	49	185	28	60	101	18	1	7	35	2	3	29-3	28	10	8	1	5	.413	.546
	Frisco	.261	81	307	39	80	120	18	2	6	31	3	3	25-0	47	5	2	2	9	.318	.391
2017	Frisco	.265	82	310	33	82	124	14	2	8	29	4	3	25-0	48	6	1	3	5	.323	.400
2018	Round Rock	.283	125	463	62	131	190	21	1	12	55	3	4	40-0	74	1	6	5	7	.344	.410
MINOR TOTALS		.279	337	1265	162	353	535	71	6	33	150	12	13	119-3	197	22	17	11	26	.343	.423

* Led league # Tied for league lead


1- Signed by Texas as a non-drafted free agent on July 7, 2015...signed by Gil Kim, Chu Halabi, and Jose Fernandez.

WORLD BASEBALL CLASSIC RECORD

YEAR	CLUB	AVG	G	AB	R	H	TB	2B	3B	HR	RBI	SH	SF	BB-I	SO	SB	CS	HP	GDP	OBP	SLG
2013	Cuba	.000	5	1	1	0	0	0	0	0	0	0	0	0-0	0	0	0	0	0	.000	.000



FRONT OFFICE
COACHES
IBANEZ
2018 REVIEW
OPPONENTS
RECORDS
DEVELOPMENT
MEDIA



RHP #57

ARIEL JURADO

R	R	BORN	Jan. 30, 1996 in Aguadulce, Panama
BATS	THROWS	RESIDES	Capellanía, Panama
6'1"	240^{lb}	ACQUIRED	Signed as a non-drafted free agent on Dec. 14, 2012
HEIGHT	WEIGHT	CONTRACT STATUS	Signed through 2019
23	OPENING DAY AGE	SERVICE TIME	0.067
		OPTIONS USED	1/3

CAREER: Pronounced air-REE-el hurr-RAH-doe... the 23-year-old right-hander is seeking extended time with the Rangers this season after making his MLB debut in 2018...he will be in big league camp for a third consecutive season...over a six-year minor league career, the groundball specialist has produced a 3.39 ERA, 1.246 WHIP, 6.9 strikeouts per 9 innings, and just 0.7 home runs per 9 innings...he was consistently rated by multiple outlets as a top Texas prospect since signing as a non-drafted free agent in 2012, but has lost his rookie status due to innings count in 2018...became the seventh native of Panama to appear for the Rangers...was named the organization's Nolan Ryan Minor League Pitcher of the Year in 2015 following a breakout campaign with Single-A Hickory.

2018: Made his MLB debut in May and spent the final 2 months of the season in the club's rotation, going 5-5, 5.93 (36 ER/54.2 IP) over 2 stints with TEX (5/19 and 7/28-end of season)...ranked T4th among Rangers with 5 wins, including team-best 3 wins in Sept...had nearly as many BB (18) as SO (22)...was 3-4, 5.71 (26 ER/41.0 IP) in 8 GS and 2-1, 6.59 (10 ER/13.2 IP) in 4 relief outings...his 4 relief appearances spanned 4 consecutive outings from 9/3-21, all situations where the Rangers utilized an "opener" to start the game before Jurado entered...opponents batted .297/.350/.459/.809 (66-222), 9th-highest opponent average among A.L. pitchers with at least 50.0 IP...20 of 66 hits allowed were XBH (11 2B, 2 3B, 7 HR)...his 52.5 GB pct. was best among any TEX starting pitcher in 2018 (Fister-51.3%).

TO BE YOUNG: At 22 years, 109 days old for his ML debut on 5/19 at CWS, Jurado became the youngest Ranger to make a start for Texas since Martín Pérez (22.108) on 7/21/13 vs. BAL...earned his first career win in Rangers' 7-3 victory on 7/28 at HOU (6.0 IP, 2 H, 1 R-ER) opposite Astros' Justin Verlander...became the youngest Ranger ever to win a road start within his 1st 2 ML games (22.179)...1st pitcher in Rangers history to win a start within his 1st 2 ML appearances when the opposing starter was a former Cy Young Award winner...Jurado was the 1st Ranger to do it on the road.

SUMMARY: Was on Rangers' active roster for one day during his 1st stint with the club for his ML debut on 5/19 at CWS (4.2 IP, 4 R-ER) and was optioned back to Frisco the following day...recalled from Frisco on 7/28 and earned 1st ML win in start that night at HOU...started 6 consecutive games from 7/28-8/28, going 2-3 with a 6.53 ERA (22 ER/30.1 IP) over that stretch...in 4 straight outings with an "opener" from 9/3-21, went 2-1, 6.59 (10 ER/13.2 IP)...started his final game on 9/27 at SEA, posting 6.0 shutout innings to earn the win for a 3rd consecutive appearance...

became the 7th native of Panama to ever appear for Texas, joining Paolo Espino (2017) as the only Panamanians with the club since Bruce Chen in 2007.

FRISCO: Spent balance of season with Frisco (AA), posting 3.28 ERA and 1.220 WHIP over 16 G/GS...was a midseason All-Star in the Texas League for the 2nd straight season, but did not pitch in the game...at the time of his promotion on 7/28, ranked among TL leaders in BB/9 (1st, 1.50), baserunners/9 (2nd, 11.24), ERA (3rd, 3.28), WHIP (3rd, 1.220), opp. BA (3rd, .272)...last 4 starts before that promotion: 3-0, 1.59 (5 ER/28.1 IP).

2017: Posted career highs in starts (27), innings (157.0) while leading Frisco in both categories...charged with a career-high 11 losses after entering season with 8 career losses over 4 pro seasons...ranked among Texas League leaders in innings (2nd) and HR/9 (3rd, 0.92)...went 5-0, 1.86 (8 ER/38.2 IP) over 6 starts in May...earned win for South in Texas League All-Star Game on 6/27 in Frisco...allowed a career-high 16 HR...**2016:** Reached Double-A at age 20, going 8-6 with a 3.66 ERA (50 ER/123.0 IP) and 106 strikeouts over 24 G/22 GS with High Desert (High-A) and Frisco...promoted to Frisco on 7/22 and was the 3rd-youngest player in the Texas League at the time of his 1st start...completed at least 5.0 innings in all 8 outings, allowing 2-or-fewer runs 6 times...started one game for Panama in the WBC qualifier on 3/20 vs. Columbia, recording 4 strikeouts over 2.1 scoreless innings...went 0-1, 3.00 (6 ER/18.0 IP) over 5 starts with Magallanes in the Venezuelan Winter League...**2015:** Chosen as the organization's Nolan Ryan Minor League Pitcher of the Year...named a *Baseball America* Low Class A All-Star and South Atlantic League Mid-season All-Star...tabbed the 11th-best prospect in the SAL by *Baseball America*...led all Texas farmhands in victories...opened season in the Hickory rotation and went 9-0, 2.07 (14 ER/61.0 IP) over 11 games/10 starts prior to the All-Star break...had the 4th-highest GO/AO (3.20) through the first half...named SAL Pitcher of the Month for May, going 3-0, 1.24 (4 ER/29.0 IP) in 5 starts...was chosen as the starter for the Northern Division in the SAL All-Star Game...spent bulk of the 2nd half in the Crawdads bullpen, going 3-1, 3.08 (13 ER/38.0 IP) over 11 games/5 starts...**2014:** Compiled a 1.63 ERA (7 ER/38.2 IP) over 14 games/3 starts in stateside debut...**2013:** Started 9 games for the DSL Rangers in his first professional season.

PERSONAL: Ariel Bolívar (Agrazal) Jurado...signed by Rangers scout Eduardo Thomas...has attended Rangers winter minicamp in Arlington each of the last three offseasons.



JURADO CONTINUED

CAREER RECORD

YEAR	CLUB	W-L	ERA	G	GS	CG	SHO	SV	IP	H	R	ER	HR	HB	BB-I	SO	WP	BK	AVG
2013	DSL Rangers—1	6-0	2.39	9	9	0	0	0	49.0	48	21	13	1	5	3-0	47	5	1	.254
2014	AZL Rangers	2-1	1.63	14	3	0	0	0	38.2	35	15	7	1	1	8-0	35	2	0	.233
2015	Hickory	12-1	2.45	22	15	0	0	0	99.0	92	36	27	5	1	12-0	95	4	2	.246
2016	High Desert	7-2	3.86	16	16	0	0	0	79.1	83	38	34	4	1	24-0	71	3	0	.272
	Frisco	1-4	3.30	8	6	0	0	0	43.2	44	17	16	3	2	10-0	35	3	0	.263
2017	Frisco	9-11	4.59	27	27	0	0	0	157.0	*188	93	80	16	10	37-0	95	5	0	.302
2018	Frisco	5-3	3.28	16	16	1	1	0	101.2	107	42	37	12	3	17-0	58	1	1	.272
	Texas	5-5	5.93	12	8	0	0	0	54.2	66	36	36	7	0	18-1	22	0	0	.297
MAJOR TOTALS		5-5	5.93	12	8	0	0	0	54.2	66	36	36	7	0	18-1	22	0	0	.297
MINOR TOTALS		42-22	3.39	112	92	1	1	0	568.1	597	262	214	42	23	111-0	436	23	4	.271

* Led league # Tied for league lead


1- Signed by Texas as a non-drafted free agent on Dec. 14, 2012...signed by Eduardo Thomas.

CAREER FIELDING

P	PCT	G	PO	A	E	TC	DP
Totals	1.000	12	3	8	0	11	0

CAREER HIGHS

Innings: 6.0, 3x, last Sept. 27, 2018 at SEA
Relief Innings: 5.0, Sept. 21, 2018 vs. SEA
Strikeouts: 3, 4x, last Sept. 27, 2018 at SEA
Walks: 3, Aug. 9, 2018 at NYY
Winning Streak: 3, Sept. 15-27, 2018
Losing Streak: 4, Aug. 9-Sept. 9, 2018



SHAWN KELLEY

R
BATS

R
THROWS

6'2"
HEIGHT

237^{lb}
WEIGHT

34
OPENING DAY AGE

BORN • April 26, 1984 in Louisville, KY

RESIDES • Cleveland, TN

ACQUIRED • Signed as a free agent on Jan. 29, 2019

CONTRACT STATUS • Signed through 2019 (2020 club option)

SERVICE TIME • 9.128

OPTIONS USED • 2/3

RHP #27

TWITTER • @kellytime27

CAREER: The 34-year-old Kelley signed a one-year contract with an option for 2020 on 1/29/19...the right-hander combined to go 2-0, 2.94 ERA over 54 relief appearances with WAS and OAK last season...appeared in 35 games with the Nationals before trade to the A's on 8/5...posted a 2.16 ERA over 19 outings with OAK...since the start of 2015, has produced a 3.32 ERA (68 ER/184.1 IP) in 207 games, and his 1.042 WHIP in that span ranks 12th among major league relievers with at least 180.0 innings in that span...has the 8th highest strikeouts/9.0 IP ratio among active relievers (min. 400.0 IP) at 10.31... has 443 career relief appearances with SEA, NYY, SD, WAS, and OAK from 2009-18...was a 13th round selection by the Mariners in the 2007 MLB draft and made SEA's opening day roster in 2009 as a non-roster invitee...pitched 4 years at Austin Peay State University.

2018: Was 2-0, 2.94 (16 ER/49.0 IP) in 54 games with WAS and OAK...ranked 6th among ML relievers (minimum 45.0 innings) with a .237 opponents on-base percentage and was 7th with a 0.898 WHIP...opposing hitters batted just .122 (5-41) with runners in scoring position, T6th lowest in the majors (min. 40 at-bats)...overall opponents batted career low .188, .171 (20-117) vs. RHB and .220 (13-59) vs. LHB...had a 4.34 ERA in 18 games in Nationals Park and a 4.15 ERA in 10 games at the Oakland Coliseum... compiled a 1.25 ERA and .135 opponents batting average in 26 games in all other ballparks...of 33 total hits allowed, 20 went for extra bases (13 2B, 7 HR).

HIGHEST STRIKEOUTS/9.0 INNINGS PITCHED RATIOS AMONG ACTIVE MLB RELIEVERS

(MINIMUM 400.0 RELIEF IP)

SO/9.0	Pitcher	SO	IP
15.0	Aroldis Chapman	798	478.2
14.67	Craig Kimbrel	868	532.2
13.50	Kenley Jansen	823	548.2
13.44	Andrew Miller	598	400.1
11.97	David Robertson	874	657.0
11.63	Greg Holland	547	423.1
11.52	Cody Allen	564	440.2
10.31	Shawn Kelley	478	417.1

WASHINGTON: Went 1-0 with a 3.34 ERA (12 ER/32.1 IP) in 35 outings with the Nationals...permitted runs 9 times and allowed one of 6 inherited runners to score... earned lone win on 7/5 vs. MIA and had only blown save opportunity, 6/3 at ATL...had 4.50 ERA (3 ER/6.0 IP) in 8 games when was placed on the 10-day DL with ulnar nerve irritation in his right arm on 4/24...made one rehab start with Potomac (High-A) on 5/6 before being activated on 5/7...had a 3.97 ERA (5 ER/11.1 IP) over next 13 games...compiled a 0.64 ERA (1 ER/14.0 IP) in next 13 appearances to lower ERA from 4.15 to 2.59...that included an 11.0 inning scoreless streak over 10 games, 6/23-7/13...permitted season most 3 runs on a career-high



KELLEY CONTINUED

FRONT OFFICE

COACHES

KELLEY

2018 REVIEW

OPONENTS

RECORDS

DEVELOPMENT

MEDIA

tying 4 hits in 1.0 inning in a 25-4 win over NYM on 7/31... was designated for assignment the next day and traded to OAK on 8/5...worked season high 2.0 innings twice, 6/20 vs. BAL and 7/7 vs. MIA...fanned 2018-most 4 batters in that game vs. Orioles.

OAKLAND: Posted a 2.16 ERA (4 ER/16.2 IP) in 19 games with the A's...allowed runs just twice with 3 of 16 IR scoring...stranded each of 1st 12 IR with the A's...earned the victory on 9/9 vs. TEX with a blown save on 9/21 at MIN...did not allow a run over 1st 14 games and 12.2 IP with OAK, 8/7-9/14...issued 2 runs in back-to-back games, 9/18 vs. LAA and 9/21 vs. MIN before closing regular season with 2.2 scoreless frames in 2 outings...retired 17 consecutive batters, 8/24-9/13...was sidelined from 8/31-9/7 with a cut on the tip of his left thumb...pitched a scoreless 5th inning in OAK's 7-2 loss at NYY in the A.L. Wild Card game on 10/3...has not allowed a run in 3 career postseason games (2.2 IP).

2017: Appeared in just 33 games due to 3 stints on the disabled list: 5/5-12 with lower back strain, 6/18-8/17 with strained right trapezius muscle and did not pitch after 9/22 due to bone chips in his right elbow...earned wins in back-to-back outings, 4/14 and 4/16 vs. PHI, then had saves in next 3 appearances, 4/18-21...allowed 3 runs in a game 4 times...issued 12 home runs in just 26.0 IP...**2016:** Set career highs in appearances (67), innings pitched (58.0), strikeouts (80), strikeouts per nine innings (12.4), strikeout-to-walk ratio (7.27), saves (7) and holds (14) in his 1st year with the Nationals...placed among N.L. relief leaders in strikeout-to-walk ratio (2nd, best in WAS history) and strikeouts per nine innings (4th)...was 3rd on staff in saves...did not allow a run in 1st 19 appearances of the season (15.0 IP) through 5/20 and finished the year with a 10.2 inning scoreless streak over 13 games beginning 8/31...appeared in 1st career postseason action, working 1.2 scoreless innings in 2 outings of NLDS vs. LAD...**2015:** Finished 4th on staff in appearances (53) in his only season with SD...had 11th best strikeout-to-walk ratio among N.L. relievers (4.20)...had a 1.05 ERA (5 ER/42.2 IP) over last 45 appearances beginning 5/17, the best ERA of any N.L. pitcher (min. 30.0 IP) in that span...allowed one earned run (4 total R) in final 21 appearances (15.1 IP) starting 7/30...was on DL with left calf strain, 4/24-5/8 and was sidelined for the 1st 2 weeks in September with a right forearm strain...**2014:** Was 4th among NYY pitchers in appearances (59) and was 2nd in saves (4)...fanned 11.7 batters per 9.0 innings...posted 1st ML save, 4/7 vs. BAL...was on the 15-day DL from

5/7-6/10 with a strained lumbar spine...posted a 0.69 ERA over 13 outings, 7/5-8/5...**2013:** His 57 games ranked 4th on the NYY staff...fanned 11.9 batters per 9.0 IP, 8th best among A.L. relievers...allowed just 4 of 40 inherited runners to score (10%)...struck out career high 6 batters on 5/10 at KC, the 1st Yankees reliever to fan 6+ batters without allowing a baserunner since Ron Davis on 5/4/81 at CAL...**2012:** Made 47 appearances over 2 stints in final season with SEA (5/5-8/15; 9/4-end of season)...averaged 9.1 strikeouts per 9.0 innings...**2011:** Spent most of season continuing rehab from ligament reconstruction surgery on right elbow...was reinstated from the 60-day DL on 8/9 and optioned to Tacoma (AAA)...was recalled on 9/1...pitched 12.2 scoreless innings in 10 games the rest of the season...**2010:** Opened season with SEA and posted a 2.57 ERA in 6 games before option to Tacoma on 4/30... was recalled on 5/5 before going on the DL on 6/25 with right elbow inflammation...was sent to Tacoma on rehab assignment on 8/2 but continued to have pain and had "Tommy John" surgery performed by Dr. Lewis Yocum on 9/1...**2009:** Went to Major League spring training camp as a non-roster invitee and made opening day club, winning a career high 5 games...worked a scoreless inning in his ML debut on 4/10 at OAK...earned 1st Major League win on 5/11 vs. OAK with 2.1 perfect innings...was on the 15-day DL from 5/6-7/3 with a strained left oblique...**2008:** Combined to go 3-1 with 15 saves and a 1.88 ERA between Wisconsin (Low-A), High Desert (High-A), and West Tennessee (AA)...had a scoreless streak of 26.0 IP between High Desert and Tennessee, 5/7-7/3...pitched for Lara in the Venezuelan Winter League after the season, going 2-1 with nine saves and a 3.68 ERA...**2007:** Was 2-1, 2.40 in 12 games with Everett (Short Season A) and Wisconsin in 1st pro season...made 3 outings at Everett before promotion on 6/24.

AMATEUR BACKGROUND: Pitched 4 seasons at Austin Peay University in Clarksville, TN with a 26-16 career record...was the 2007 Ohio Valley Conference pitcher of the year, going 11-3, 2.40 in 17 games... had 6th lowest ERA in the conference in 2006 (3.30)... had ligament reconstruction surgery on right elbow for first time in 2003...pitched at Ballard (KY) High School (graduated '02), going 9-1 in senior year.

PERSONAL: Shawn Andrew Kelley...has two sons, Parker and Bryson...graduated from Austin Peay State University in Dec. 2006 with a bachelor's degree in political science and took graduate courses in the spring of 2007.



KELLEY CONTINUED

CAREER RECORD

YEAR	CLUB	W-L	ERA	G	GS	CG	SHO	SV	IP	H	R	ER	HR	HB	BB-I	SO	WP	BK	AVG
2007	Everett—1	1-0	3.00	3	0	0	0	0	3.0	2	1	1	1	0	0-0	4	0	0	.200
	Wisconsin	1-1	2.25	9	0	0	0	0	12.0	16	4	3	1	0	4-1	14	2	0	.308
2008	Wisconsin	0-0	3.52	8	0	0	0	3	7.2	10	3	3	0	0	2-0	12	0	0	.323
	High Desert	0-0	0.00	12	0	0	0	3	12.0	8	1	0	0	1	3-1	12	1	0	.186
	West Tenn	3-1	2.11	29	0	0	0	9	42.2	31	12	10	2	1	17-4	44	2	1	.205
2009	Seattle—2	5-4	4.50	41	0	0	0	0	46.0	45	23	23	9	3	9-1	41	2	1	.257
	AZL Mariners	0-0	0.00	2	2	0	0	0	2.0	0	0	0	0	0	0-0	3	0	0	.000
	Tacoma	0-0	0.00	1	0	0	0	0	1.0	0	0	0	0	0	0-0	0	0	0	.000
2010	Seattle—3	3-1	3.96	22	0	0	0	0	25.0	26	11	11	5	1	12-2	26	0	0	.265
	Tacoma	0-0	4.91	3	0	0	0	1	3.2	1	2	2	0	0	3-0	6	0	0	.091
2011	Jackson	0-1	0.00	3	2	0	0	0	3.0	4	3	0	0	1	0-0	3	1	0	.333
	Tacoma	1-0	1.84	12	0	0	0	0	14.2	11	3	3	3	0	6-1	15	0	0	.208
	Seattle—4	0-0	0.00	10	0	0	0	0	12.2	7	0	0	0	0	3-1	10	0	0	.159
2012	Seattle	2-4	3.25	47	0	0	0	0	44.1	43	20	16	5	0	15-6	45	2	1	.256
	Tacoma	2-0	0.90	14	0	0	0	6	20.0	9	2	2	0	0	4-0	25	1	0	.138
2013	New York-AL—5	4-2	4.39	57	0	0	0	0	53.1	47	28	26	8	0	23-2	71	8	0	.233
2014	New York-AL—6	3-6	4.53	59	0	0	0	4	51.2	45	26	26	5	1	20-4	67	3	0	.231
	Trenton	0-0	0.00	1	1	0	0	0	0.2	0	0	0	0	0	1-0	2	0	0	.000
	Scranton/Wilkes-Barre	0-0	0.00	1	1	0	0	0	1.0	1	0	0	0	0	0-0	0	0	0	.250
2015	San Diego—7, 8	2-2	2.45	53	0	0	0	0	51.1	41	18	14	4	0	15-4	63	0	0	.220
	Lake Elsinore	0-0	0.00	1	1	0	0	0	1.0	0	0	0	0	0	1-0	2	0	0	.000
	El Paso	1-0	0.00	2	0	0	0	0	3.0	0	0	0	0	0	1-0	2	0	0	.000
2016	Washington—9	3-2	2.64	67	0	0	0	7	58.0	41	19	17	9	0	11-2	80	2	0	.194
2017	Washington-10, 11, 12	3-2	7.27	33	0	0	0	4	26.0	29	21	21	12	1	11-1	25	2	0	.266
	Syracuse	1-1	8.10	8	2	0	0	0	6.2	8	6	6	3	0	2-0	9	0	0	.286
2018	Washington—13	1-0	3.34	35	0	0	0	0	32.1	26	12	12	7	1	5-1	32	0	0	.215
	Potomac	0-0	0.00	1	1	0	0	0	1.0	0	0	0	0	0	0-0	1	0	0	.000
	Oakland—14, 15	1-0	2.16	19	0	0	0	0	16.2	7	4	4	0	0	6-2	18	2	0	.127
MAJOR TOTALS		27-23	3.67	443	0	0	0	15	417.1	357	182	170	64	7	130-26	478	21	2	.228
MINOR TOTALS		10-4	2.00	110	10	0	0	22	135.0	101	37	30	10	3	44-7	154	7	1	.207

* Led league # Tied for league lead

- 1- Selected by Seattle in the 13th round of the 2007 June draft...signed by Alvin Rittman.
- 2- On disabled list, May 6-July 3, 2009, with left oblique strain...included rehab assignment with Tacoma, June 27-July 2.
- 3- On disabled list, June 25, 2010-end of season, with right elbow inflammation.
- 4- On disabled list, March 2-Aug. 8, 2011, while recovering from right elbow surgery...included rehab assignments with Jackson, May 16-23, and Tacoma, July 27-Aug. 8.
- 5- Acquired by New York-AL from Seattle in exchange for OF Abraham Almonte on Feb. 13, 2013.
- 6- On disabled list, May 7-June 10, 2014, with lumbar spine strain...included rehab assignments with Trenton, June 7, and Scranton/Wilkes-Barre, June 8-10.
- 7- Acquired by San Diego from New York-AL in exchange for RHP John Barbatto on Dec. 19, 2014.
- 8- On disabled list, April 24-May 8, 2015, with left calf strain...included rehab assignments with Lake Elsinore, May 1-3, and El Paso, May 4-7.
- 9- Signed by Washington as a free agent on Dec. 11, 2015.
- 10- On disabled list, May 5-12, 2017, with lower back strain.
- 11- On disabled list, June 18-Aug. 17, 2017, with right trapezius strain...included rehab assignment with Syracuse, July 29-Aug. 16.
- 12- On disabled list, Sept. 30, 2017-end of season, with bone chips in right elbow.
- 13- On disabled list, April 24-May 6, 2018, with ulnar nerve irritation in right arm...included rehab assignment with Potomac, May 6.
- 14- Acquired by Oakland from Washington, along with cash considerations, in exchange for international slot money on Aug. 5, 2018.
- 15- Signed by Texas as a free agent on Jan. 29, 2019.

POSTSEASON RECORD

SERIES	CLUB	W-L	ERA	G	GS	CG	SHO	SV	IP	H	R	ER	HR	HB	BB-I	SO	WP	BK	AVG
2016 NLDS	WAS vs. LAD	0-0	0.00	2	0	0	0	0	1.2	1	0	0	0	0	0-0	3	0	0	.167
2018 ALWC	OAK vs. NYY	0-0	0.00	1	0	0	0	0	1.0	1	0	0	0	0	0-0	0	0	0	.250
POSTSEASON TOTALS		0-0	0.00	3	0	0	0	0	2.2	2	0	0	0	0	0-0	3	0	0	.200

CAREER FIELDING

P	PCT	G	PO	A	E	TC	DP
Totals	.942	443	26	23	3	52	2

CAREER HIGHS

- Innings: 2.1, 4x, last May 10, 2013 at KC
- Strikeouts: 6, May 10, 2013 at KC
- Walks: 4, 2x, last May 5, 2014 at LAA
- Winning Streak: 5, Sept. 10, 2016-May 13, 2017
- Losing Streak: 3, 3x, last Sept. 15, 2014-April 22, 2015
- Save Streak: 4, April 7-16, 2014



ISIAH KINER-FALEFA



C/INF #9

TWITTER + @isiahkf11

R	R	BORN	March 23, 1995 in Honolulu, HI
BATS	THROWS	RESIDES	Honolulu, HI
5'10"	176^{lb}	ACQUIRED	Selected in the 4th round of the 2013 June Draft
HEIGHT	WEIGHT	CONTRACT STATUS	Signed through 2019
24	OPENING DAY AGE	SERVICE TIME	1.000
		OPTIONS USED	0/3

CAREER: Kiner-Falefa (pronounced KYE-nuhr fuh-LEFF-uh) spent nearly the entire season in the majors in 2018 and was selected the Rangers Rookie of the Year, this despite never previously appearing above the Double-A level...also named the club's 2018 Heart and Hustle Award winner by the MLB Players Alumni Association...the Hawaii native's versatility saw him become the club's backup catcher last season, this despite never having caught more than 33 games in any minor league campaign...began to work behind the plate in 2016...only positions he has not played in his pro career are right field and pitcher...the affable Kiner-Falefa has drawn comparisons to Rangers Hall of Famer Michael Young, and he will turn 24 shortly before the start of the season...enters his second major league spring training seeking a spot in the club's catching rotation...was added to the 40-man roster as protection from the Rule 5 Draft on 11/20/17...selected by the Rangers in the 4th round of the 2013 June Draft out of Mid-Pacific Institute in Honolulu, Hawaii.

2018: Recalled from Round Rock (AAA) on 4/10 when Elvis Andrus suffered a fractured elbow, the rookie would spend the remainder of the season with Texas, including the final 3 months as the club's backup catcher...batted .261/.325/.357/.682 in 111 G/94 GS, making starts at 4 different positions...ranked among the A.L. rookie leaders in hits (T6th, 93), stolen bases (T6th, 7), OBP (7th, .325), doubles (T8th, 18), batting (9th, .261), walks (10th, 28), and total bases (10th, 127)...was 5th native of Hawaii to appear w/ TEX.

BATTING: Hit .239 (43-180) over 1st 50 G through 6/9...batted .351/.376/.505/.881 over next 31 G from 6/10-8/8 to rise to .278...hit .203 (16-79) w/ 15 singles in final 30 G beg. 8/9 to drop from .278 to .261...averaged 6.39 PA/SO, 3rd-best among TEX regulars to only Jurickson Profar (6.75) and Elvis Andrus (6.48)...had team-high 3 G of 4+ hits in '18, T-most among ML rookies and most for Rangers rookie since George Wright in 1982...no other Ranger had more than one such game...hit .248 w/ .622 OPS vs. RH pitching, and .288 w/ .801 OPS against LH pitching...had higher BA at home (.270) than on road (.253)...was 1-for-6 with 2 BB as PH, lone hit an RBI 2B on 9/15 at SD...batted .208 (20-96) with RISP.

FIELDING: Joined Jarrod Saltalamacchia (2008) as the only Texas catchers with 35+ starts in an age 23-or-younger season since Ivan Rodriguez in 1995...had 94

GS at 3B (38), C (35), 2B (19), and SS (2)...24 of last 27 GS were at catcher (3 G at 3B)...marked most career starts at C in any pro season (previously 33 in minors in 2016)...threw out 7 of 24 att. basestealers (32.0%), matching the CS total for all other TEX backstops in 2018...started behind the plate on 6/20 at KC, the 1st catching appearance of his ML career...threw out Hunter Dozier at 2nd base on a steal attempt to end the game, 1st career CS...according to Elias Sports Bureau, he became 1st MLB player (since stat was universally tracked in 1951) to record a game-ending CS in 1st-ever game played at catcher.

NOTES: Made ML debut on 4/10 vs. LAA as sub...1st ML hit on 4/13 at HOU (Gerrit Cole) and 1st HR on 4/14 at HOU (Charlie Morton)...hit each of his 4 HR away from Arlington, with 3 of the 4 HR vs. HOU at Minute Maid Park...opened the season at Round Rock and was 3-for-15 with 3 BB in 5 G with the Express, his only career Triple-A action.

2017: Set career bests in nearly every offensive category, including 31 doubles to tie for the Texas League lead...also ranked among the TL leaders in hits (2nd, 148), stolen bases (T8th, 17), and total bases (T8th, 200)...was a mid-season All-Star in the TL for the 2nd straight year...saw action at 2B, 3B, SS, CF, and C...hit .267/.338/.385/.723 over 1st 67 games and .311/.364/.394/.758 over final 62 contests...hit 1st HR as a pro on 4/8 vs. Springfield (331st pro game and 1,219th-career at-bat)...**2016:** Appeared at 6 different defensive positions, including catcher for the 1st time in his career...also saw action at 1B, 2B, 3B, SS, CF...made pro debut in CF and at 1B on 8/3 vs. Midland...named the Rangers Minor League Defender of the Month for April...on DL 5/28-6/23 with right knee infection, including a 3-G rehab assignment with AZL Rangers, 6/21-23...hit .194 (6-31) with 7 BB over 10 G with the Surprise Saguaros in the Arizona Fall League...**2015:** Had the 5th-highest average among all Texas minor leaguers...combined to bat .296 (106-358) with 12 2B, 2 3B, and 40 RBI over 98 G with Hickory (A) and High Desert (High-A)...saw action at 2B, 3B, SS, LF...promoted to High Desert on 6/25...batted .358 (59-165) over final 41 contests w/ Mavericks...**2014:** Hit a combined .246 (72-293) in 79 G with Hickory, Spokane (Rookie), and the AZL Rangers...opened season with Hickory and was on DL 5/14-6/27 w/ hamate fracture on his left hand...transferred to Spokane upon activation from DL and was the club's primary shortstop...**2013:** Compiled the 7th-highest average in the AZL...split time between 2B and SS.

FRONT OFFICE

COACHES

KINER-FALEFA

2018 REVIEW

OPONENTS

RECORDS

DEVELOPMENT

MEDIA



KINER-FALEFA CONTINUED

COMMUNITY: Spent the bulk of this past offseason in the DFW area, participating in numerous community events while also engaging in regular workouts at the Rangers MLB Youth Academy... served as the honorary chair of the Baseball Tomorrow Fund Equipment Drive... participated in a public service campaign "Be A Hero for Hawaii" challenge with other Hawaiian pro athletes to help raise funds for the devastation caused by the volcano on Hawai'i Island...participated with Rangers Foundation in distributing over 100 Thanksgiving dinners to families in West Dallas.

PERSONAL/AMATEUR: Isiah Kiner-Falefa...led the Mid-Pacific Institute Owls in Honolulu, Hawaii to the 2013 D1 Hawaii State Championship...batted .396 (21-53) with 3 doubles, one triple, 9 RBI, and 16 runs scored as a senior...was a 2012 First-Team All-Interscholastic League of Honolulu selection as a junior, playing multiple infield positions...had committed to San Jose State... sister, Leka, plays volleyball at Chaminade.

CAREER RECORD

YEAR	CLUB	AVG	G	AB	R	H	TB	2B	3B	HR	RBI	SH	SF	BB-I	SO	SB	CS	HP	GIDP	OBP	SLG
2013	AZL Rangers—1	.322	41	149	36	48	53	5	0	0	11	4	0	15-0	24	12	3	1	5	.388	.356
2014	Hickory	.194	19	62	8	12	12	0	0	0	4	0	0	6-0	12	1	0	1	1	.275	.194
	AZL Rangers	.250	2	8	1	2	2	0	0	0	0	0	0	0-0	0	0	1	0	0	.250	.250
	Spokane	.260	58	223	27	58	70	8	2	0	16	2	0	19-0	34	2	4	4	8	.329	.314
2015	Hickory	.272	38	125	16	34	42	6	1	0	13	3	2	14-0	22	7	3	3	2	.354	.336
	High Desert	.309	60	233	38	72	80	6	1	0	27	2	1	9-0	28	4	3	9	5	.357	.343
2016	Frisco	.256	108	402	55	103	115	8	2	0	27	2	1	41-1	51	6	6	11	12	.341	.286
	AZL Rangers	.100	3	10	2	1	1	0	0	0	0	0	0	0-0	1	1	0	1	0	.182	.100
2017	Frisco	.288	129	513	58	148	200	#31	3	5	48	1	4	41-0	72	17	6	10	13	.350	.390
2018	Round Rock	.200	5	15	2	3	3	0	0	0	1	0	0	3-0	3	1	0	0	1	.333	.200
	Texas	.261	111	356	43	93	127	18	2	4	34	5	1	28-1	62	7	5	6	14	.325	.357
MAJOR TOTALS		.261	111	356	43	93	127	18	2	4	34	5	1	28-1	62	7	5	6	14	.325	.357
MINOR TOTALS		.276	463	1740	243	481	578	64	9	5	144	18	8	148-1	247	51	26	40	47	.346	.332

* Led league # Tied for league lead

1- Selected by Texas in the 4th round of the 2013 June draft...signed by Steve Flores on June 7, 2013.

CAREER HIGHS

Hits: 4, 3x, last July 27, 2018 at HOU
Runs: 3, 2x, last Aug. 8, 2018 vs. SEA
Doubles: 2, 2x, last Aug. 8, 2018 vs. SEA
Triples: 1, 2x, last May 23, 2018 vs. NYY
Home Runs: 1, 4x, last July 28, 2018 at HOU
RBI: 3, May 23, 2018 vs. NYY
Walks: 2, 2x, last May 22, 2018 vs. NYY
Stolen Bases: 1, 7x, last July 5, 2018 at DET
Hitting Streak: 6, 3x, last June 10-20, 2018

CAREER FIELDING


C	PCT	G	PO	A	E	TC	DP
2018	.996	35	227	15	1	243	2
C (ADV.)							
C	CS	SB	ATT	CS%	CERA	PB	
2018	7	17	24	29.2	4.57	4	
3B							
C	PCT	G	PO	A	E	TC	DP
2018	.960	46	23	98	5	126	8
2B							
C	PCT	G	PO	A	E	TC	DP
2018	.979	20	40	53	2	95	15
SS							
C	PCT	G	PO	A	E	TC	DP
2018	.923	2	6	6	1	13	3

SUSPENDED GAMES IN ARLINGTON, 1972-2018

DATE	OPP.	SITUATION
May 14, 1975	Milwaukee	Game started 1:13 late due to rain and was suspended after 14 innings due to curfew. Resumed on May 15 and won by Milwaukee in 15 innings, 3-2.
May 26, 1976	Kansas City	Second game of doubleheader suspended after nine innings. Resumed on May 27 and won by Texas in 10 innings, 5-4.
April 28, 1989	Boston	Game suspended after 10 innings due to curfew at 1:21 a.m. following rain delay of 2:02. Resumed on April 29 and won by Texas in 12 innings, 7-6.
May 11, 1990	Cleveland	Game suspended at 10:31 p.m. due to rain in the top of the sixth inning with score tied, 4-4. Resumed on May 12 and won by Cleveland in nine innings, 5-4.
May 10, 1994	California	Suspended after eight innings due to curfew at 1:10 a.m. following a rain delay of 2:48 with score tied at 5-5. Resumed on May 11 and won by Angels, 8-6 in 10 innings.



JOSÉ LECLERC



R	R	BORN	Dec. 19, 1993 in Esperanza, Dominican Republic
BATS	THROWS	RESIDES	Esperanza, Dominican Republic
6'0"	190^{lb}	ACQUIRED	Signed as a non-drafted free agent on Dec. 9, 2010
HEIGHT	WEIGHT	CONTRACT STATUS	Signed through 2019
25	OPENING DAY AGE	SERVICE TIME	2.041
		OPTIONS USED	1/3

CAREER: The 25-year-old right-hander set career highs in most categories in 2018, his third MLB season, when he finished the year as the Texas closer and earned Rangers Pitcher of the Year honors...he held opponents to the lowest batting average of any major league reliever last season, ranking among MLB leaders in several categories, as he finished the year by converting each of his final 12 save opportunities along with a 21.0-inning scoreless streak...he established a career best with 13.3 strikeouts per 9 innings last season, and he has whiffed 32.7% (160 of 489) of all batters faced in the majors...since the beginning of his second stint with Texas in 2016 on 9/4/16, Leclerc has held opponents to a .142/.284/.231/.515 slash line, ranking among MLB's top 4 in opp. BA/SLG/OPS in that span (min. 100 IP) amongst names including Craig Kimbrel, Josh Hader, and Sean Dooleittle...had worn uniform no. 62 his entire career, but switched to no. 25 for this season...worked primarily as a reliever throughout his minor league career with the exception of one season as a starter at Double-A Frisco in 2015...was signed out of the Dominican Republic in 2010 when he was 16 years old.

WHAT A YEAR: Was one of 4 MLB pitchers in 2018 with 50+ IP, sub-0.900 WHIP, and 13+ SO/9, joining Chris Sale, Josh Hader, Edwin Diaz...Leclerc was the 1st pitcher in Rangers franchise history to reach those marks...pitchers to reach those 3 marks in a season with an opp. OPS as low as Leclerc's .431 in MLB history?: Leclerc in 2018, Aroldis Chapman (CIN in 2014), Wade Davis (KC in 2014), Craig Kimbrel (ATL in 2012), Eric Gagné (LAD in 2003), Billy Wagner (HOU in 1999)...Leclerc had a string of 16 straight app. of 3+ outs, zero runs allowed, and 1+ SO from 7/30-9/15, longest such span in Rangers history...his 85 K's are T10th-most by a reliever in TEX history, easily the fewest innings (57.2) of any relief pitcher to reach that total.

2018: Posted the lowest relief opp. BA in the majors (.126) and ranked among A.L. leaders in opp. OPS (2nd, .431), ERA (2nd, 1.56), WHIP (3rd, 0.85), and SO/9 (7th, 13.27)...was the 4th-lowest opponent average (.1257) by a reliever in ML history (min. 150 BF) behind only CIN's Aroldis Chapman in 2014 (.121), CAL's Andy Messersmith in 1968 (.124), and ATL's Craig Kimbrel in 2012 (.1256)...was the 3rd-lowest relief ERA in Rangers history to Neal Cotts (1.11) and Joe Nathan (1.39) in 2013...for the season, Leclerc whiffed 38.1% (85 of 223) of all batters faced...made the club's Opening Day roster for the 2nd straight season and had 3 stints with Texas: Opening Day-4/4, 4/21-26, and 4/30-end of season...had 4 total outings with Round Rock (AAA)...posted 6.2 SHO IP in 6 G with Cibao in Dominican Winter League in November and December.

SAVES: Finished the season as the club's closer, going 12-for-12 in save opportunities from 8/4 through the end of the season...was T6th in the A.L. in saves following the All-Star break, and ranked T3rd in both A.L./MLB in saves from 8/4-end of year...ranked 2nd among Rangers (24-Kela)...had saves in 7 straight TEX wins 8/13-24, longest such span since Francisco Cordero (8, 4/9-22/05)...went 7-for-7 in save chances in August, finishing T3rd in MLB in saves for the month (SEA's Edwin Diaz-10; STL's Bud Norris-8)...saves by winning pitcher: 4-Minor, 2-Jurado/Moore, 1-Colon/Gallardo/Gearrin/Hutchison...each of last 4 saves were for Minor or Jurado (2 each).

Overall, converted 12 of 16 save tries (75.0%) in 2018, with last blown save on 7/25 vs. OAK...he is 14-for-19 in save tries for his career, 1st save on 4/12/17 at LAA, when he retired Trout (K) and Pujols (F8) on 4 pitches in 8th inning.

SUMMARY: Was optioned twice in April despite posting 8.0 SHO IP over his 1st 7 app. through 5/1, a span in which opponents went 1-for-22, the lone hit by Jose Altuve...allowed runs in 5 of 8 outings from 5/3-17 (6.2 IP/10 R-4 ER), taking 2 blown saves in that span to raise season ERA to 2.45...from 5/23-7/25, permitted runs in just 3 of 23 outings (22.0 IP/6 R-ER), but season ERA remained at 2.45...ended season with a team-best 21.0-inning scoreless streak over final 21 app. beginning 7/28...opponents in those 21 G: .075/.162/.119/.282 (5-67), 6 BB/32 SO...it was the 7th-longest scoreless streak in the A.L. in 2018 and longest by a TEX reliever since Robbie Ross Jr.'s 24.0-IP run from 5/29-7/18/12...named Rangers Player of the Month for August, allowing just one hit over 10.0 scoreless innings along with 18 SO/3 BB.

BY THE NUMBERS: Had a team-high 15 holds and ranked 2nd on staff with 21 games finished (31-Kela)...permitted just 8 of 36 (22.2%) inherited runners to score...allowed just one of 1st 23 IR to score through 6/16...retired 45 of 59 first batters faced...with 2 strikes, opponents hit .098 (12-122) with 85 SO...opponents batted .185 (12-65) w/RISP...had 32 app. with multiple days of rest, posting a 0.57 ERA (2 ER/31.2 IP) in those outings w/ .091 app. BA (9-99) and 49 SO...his 0.36 road ERA (1 ER/25.0 IP) was lowest by any pitcher with at least 25 away innings since 2015 (NYY's Dellin Betances-0.23; KC's Wade Davis-0.25)...surrendered go-ahead 2-R HR to Khris Davis in 9th inning on 7/25 vs. OAK, ending 46.1-inning homerless streak...only home run allowed and last runs permitted in 2018...career best 5 SO, 7/8 at DET...opponents went 0-for-16 on 1st pitch of a PA.

FRONT OFFICE

COACHES

LECLERC

2018 REVIEW

OPONENTS

RECORDS

DEVELOPMENT

MEDIA



LECLERC CONTINUED

2017: In first full ML season, posted 7th-lowest opponents avg. (.146) among qualifying A.L. relievers...ranked among staff leaders in games (4th, 47) and games finished (3rd, 15)...finished 7th on staff with 60 SO...on DL, 5/8-6/1, with a bruised right index finger, an issue he pitched through for much of the season's first 5 weeks...rehab assignment with Frisco, 5/28-6/1...opposing RH batters hit just .108 (10-93), lowest in MLB among pitchers with 80+ AB against... posted at least one strikeout in each of his first 18 outings, the longest season-opening streak in club history by a reliever...1st ML win on 6/13 at HOU...pitched for Cibao in the Dominican Winter League...**2016:** Posted 1.80 ERA (3 ER/15.0 IP) across 12 G spanning 2 stints with TEX (7/5-15 and 9/4-end of season) in his first major league action... had 13 BB/15 SO with a 1.600 WHIP figure...ML debut 7/6 at BOS (2.2 IP, 0 R, 4 SO), just 2nd reliever in Texas history with 4+ K's over 2.0+ scoreless innings in a debut, joining Neftali Feliz (4 K in 2.0 IP on 8/3/09 at OAK)...combined to go 2-7, 3.00 (22 ER/66.0 IP) in 39 G/2 GS with Frisco (AA) and Round Rock (AAA)...promoted to Round Rock on 5/23 for 1st career Triple-A action...pitched for Cibao in the Dominican Winter League, posting a 1.88 ERA (3 ER/14.1 IP) in 15 relief outings...**2015:** In his only season as a starter, recorded the 8th-most strikeouts (98) in the

Texas League, while leading the league in walks (73)...also T6th in hit batsmen (6)...was 5-8, 5.68 (60 ER/95.0 IP) in his 22 starts...began season in the bullpen and made 3 relief appearances (6 ER/6.0 IP) before joining rotation on 4/25...allowed 4 runs over 1.2 innings in first start on 4/25 vs. CC...**2014:** Led all Texas farmhands and ranked 4th in the Carolina League with 14 saves...averaged 12.4 SO/9... whiffed 32% (79 of 243) of all batters faced...surrendered a season-high 7 runs on 8/17 at Salem...was 2-0, 0.00 (0 ER/9.2 IP) w/ 1 BB/19 SO in 7 G with Cibao in Dominican Winter League...**2013:** Jumped to Hickory in first season stateside and led the Crawdads in relief appearances... averaged 11.7 SO/9...was 2-0 with a 1.05 ERA (3 ER/25.2 IP) over 19 outings following the break...**2012:** Returned to the DSL Rangers and logged the 2nd-most relief innings on the staff...permitted just 6.2 hits per 9.0 innings and allowed just one home run...**2011:** Pitched for the DSL Rangers in his 1st professional season and recorded a team-high 5 holds.

PERSONAL: José Ramon Leclerc...he and his wife, Oclenny Blanco, have a son: Joshuel...brother Anyelo, a right-handed pitcher, was signed by Texas on 11/15/10 and selected by Boston in the minor league phase of the 2015 Rule 5 Draft.

CAREER RECORD

YEAR	CLUB	W-L	ERA	G	GS	CG	SHO	SV	IP	H	R	ER	HR	HB	BB-I	SO	WP	BK	AVG
2011	DSL Rangers—1	3-1	2.36	20	1	0	0	1	34.1	25	14	9	1	2	18-1	27	4	0	.203
2012	DSL Rangers	3-1	1.54	19	0	0	0	1	46.2	32	15	8	1	5	18-0	41	13	2	.193
2013	Hickory	3-4	3.36	39	0	0	0	5	59.0	53	26	22	2	6	21-0	77	3	0	.240
2014	Myrtle Beach	4-1	3.30	42	0	0	0	14	57.1	39	23	21	8	2	37-1	79	5	1	*.193
2015	Frisco	6-8	5.77	26	22	0	0	0	103.0	97	66	66	8	6	**73-0	98	*13	2	.249
2016	Frisco	0-5	3.52	10	2	0	0	1	23.0	17	11	9	1	1	10-0	28	2	0	.210
	Round Rock	2-2	2.72	29	0	0	0	1	43.0	23	13	13	3	0	28-0	50	3	1	.160
	Texas	0-0	1.80	12	0	0	0	0	15.0	11	4	3	0	0	13-2	15	1	0	.212
2017	Texas—2	2-3	3.94	47	0	0	0	2	45.2	23	21	20	4	3	40-1	60	5	0	.146
	Frisco	0-0	0.00	2	0	0	0	0	2.0	1	0	0	0	0	0-0	3	0	0	.143
2018	Texas	2-3	1.56	59	0	0	0	12	57.2	24	16	10	1	3	25-1	85	2	0	.126
	Round Rock	0-1	7.71	4	0	0	0	1	4.2	3	4	4	0	1	5-0	9	0	0	.176
MAJOR TOTALS		4-6	2.51	118	0	0	0	14	118.1	98	41	33	5	6	78-4	160	8	0	.145
MINOR TOTALS		21-23	3.67	191	25	0	0	24	373.0	290	172	152	24	23	210-2	412	43	6	.215

* Led league # Tied for league lead

1- Signed by Texas as a non-drafted free agent on Dec. 9, 2010...signed by Willy Espinal.

2- On disabled list, May 8-June 1, 2017, with bruised right index finger...included rehab assignment with Frisco, May 28-June 1.

CAREER FIELDING

P	PCT	G	PO	A	E	TC	DP
Totals	.889	118	6	10	2	18	2


CAREER HIGHS

- * Innings: 2.2, July 6, 2016 at BOS
- * Strikeouts: 5, July 8, 2018 at DET
- * Walks: 4, July 9, 2016 vs. MIN
- * Winning Streak: 1, 4x, last June 16, 2018 vs. COL
- * Losing Streak: 2, May 17-June 9, 2018
- * Save Streak: 12, Aug. 4-Sept. 27, 2018



CHRISTIAN LOPES

NON-ROSTER
INVITEE



INF #79

R BATS **R THROWS** **BORN** • Oct. 1, 1992 in Huntington Beach, CA
RESIDES • Eastvale, CA
6'0" HEIGHT **185 LB WEIGHT** **ACQUIRED** • Signed as a minor league free agent on Nov. 2, 2018
26 OPENING DAY AGE **CONTRACT STATUS** • Signed through 2019
SERVICE TIME • 0.000 **OPTIONS USED** • 0/3

CAREER: The 26-year-old Lopes was re-signed to a minor league contract with an invitation to major league spring training on 11/14/18 and is entering his 2nd season in the Texas organization...spent the entire 2018 season with Triple-A Round Rock and is still seeking his major league debut...was selected by Toronto in the 7th round of the 2011 June draft and played 6 seasons (2012-17) in the Blue Jays organization prior to signing a minor league contract with Texas on 12/4/17...has produced a .262 batting average with 39 HR and 324 RBI over 7 minor league seasons...the Huntington Beach, CA native has a younger brother, Tim, who was drafted by SEA and plays in the TOR organization.

2018: Spent the entire season with Triple-A Round Rock, ranking among Express club leaders in walks (1st, 68), stolen bases (T1st, 16), games (2nd, 123), home runs (T2nd, 12), doubles (T2nd, 21), and triples (T2nd, 3)...team-best walk total ranked 4th in the Pacific Coast League, and was also among league leaders in PA/BB (3rd, 7.47) and PA/SO (8th, 6.86)...the 12 HR were nearly double his previous career high (7 HR in '17)...hit .209 (28-134) in 1st 39 G through 5/15, but batted .285 (84-295) over final 84 G...named PCL Player of the Week for 6/4-10 after going 12-for-20 with 3 HR and 9 RBI in 5 G...his 26 total bases during that span led all of MiLB...the stretch included his 1st career multi-HR game on 6/8 at Las Vegas, which included the 1st inside-the-park HR in Round Rock franchise history.

2017: Spent the bulk of the season with Buffalo in his 1st Triple-A action...combined to bat .269 (94-349) with 7 HR and 46 RBI in 96 G with Buffalo (AAA), Dunedin (High-A), and the GCL Blue Jays...recorded career-high 19 stolen bases...for the Bisons, played 51 G at 3rd base and 30 G at 2nd base...ranked among team leaders in doubles (2nd, 25), stolen bases (3rd, 18), total bases (4th, 134), and walks (4th, 43)...had a DL stint from 6/29-7/29 for a right ankle sprain

sustained on 6/26 vs. Rochester...it is his only career DL visit...had brief rehab stint with GCL Blue Jays (3-for-8 in 2 G), then went 5-for-10 in 2 G with Dunedin before returning to Buffalo...**2016:** Spent most of April with Dunedin before finishing season at New Hampshire (AA), combining to bat .283 (130-460) with 31 2B, 6 HR, 56 RBI, and 64 R...set career highs in doubles and runs...after Eastern League All-Star break, batted .309 (58-188) in final 46 G beginning 7/14...played exclusively at 2nd base...**2015:** Had 3 different stints at Double-A, but spent bulk of season in Florida State League, combining to bat .260 (88-338) in 104 G with Dunedin and New Hampshire...marked 1st career action at Double-A...played just one game at shortstop, the rest at 2nd base...**2014:** Played entire season with Dunedin...selected to play winter ball with Canberra in Australian Baseball League, batting .371/.421/.581/1.002 (46-124) with 6 HR and 24 RBI in 31 G...**2013:** Spent entire season with Lansing in the Single-A Midwest League, his 1st full season as a pro...**2012:** Combined to bat .278 for Bluefield in Rookie Appalachian League and Vancouver in Short-A Northwest League.

PERSONAL/AMATEUR: Christian Michael Lopes... selected in the 7th round of 2011 June draft out of Edison High School in Huntington Beach, CA...had committed to play baseball at USC before signing with Toronto...spent his 1st 2 years of high school at Valencia High School in Santa Clarita, CA...as a 12-year-old in 2006, was named the U-13 Player of the Year by National Youth Baseball...played on 2010 18U USA Baseball National Team, batting .286 (18-63) with 4 2B and 10 RBI...was teammates with Francisco Lindor, Nicky Delmonico, and Lance McCullers, as the club finished 5th in the 2010 World Junior Championships in Thunder Bay, Ontario, its lone loss coming in the quarterfinals against Cuba...his younger brother, Tim, was selected in the 6th round of the 2012 June draft by Seattle, and was sent to Toronto on 9/30/16.

CAREER RECORD

YEAR	CLUB	AVG	G	AB	R	H	TB	2B	3B	HR	RBI	SH	SF	BB-1	SO	SB	CS	HP	GIDP	OBP	SLG
2012	Bluefield—1	.280	49	186	33	52	90	16	5	4	29	1	0	15-0	34	6	1	3	2	.343	.484
	Vancouver	.270	10	37	4	10	13	1	1	0	4	0	1	2-0	6	0	0	1	0	.317	.351
2013	Lansing	.245	129	497	52	122	167	24	3	5	66	0	7	40-1	78	2	1	8	13	.308	.336
2014	Dunedin	.243	106	346	52	84	121	26	1	3	33	2	1	42-0	67	3	4	3	8	.329	.350
2015	Dunedin	.293	70	246	39	72	94	16	0	2	31	0	1	28-1	43	3	1	2	7	.368	.382
	New Hampshire	.174	34	92	6	16	16	0	0	0	7	1	3	11-0	14	1	0	1	4	.262	.174
2016	Dunedin	.196	15	56	8	11	23	1	1	3	10	0	1	11-0	12	1	0	0	1	.324	.411
	New Hampshire	.295	108	404	56	119	162	30	2	3	46	2	3	33-0	71	9	4	8	11	.357	.401
2017	Buffalo	.261	92	333	48	87	134	25	2	6	40	0	4	43-0	52	18	4	4	5	.349	.402
	GCL Blue Jays	.333	2	6	3	2	7	0	1	1	5	0	0	2-0	1	0	0	0	0	.500	1.167
2018	Dunedin—2	.500	2	10	5	5	6	1	0	0	1	0	0	1-0	2	1	0	0	0	.545	.600
	Round Rock—3	.261	123	429	62	112	175	21	3	12	52	1	5	68-0	74	16	9	5	9	.365	.408
MINOR TOTALS		.262	740	2642	368	692	1008	161	19	39	324	7	26	296-2	454	60	24	35	60	.382	

* Led league # Tied for league lead

- 1- Selected by Toronto in the 7th round of the 2011 June draft...signed by Joey Aversa.
- 2- Signed by Texas as a minor league free agent on Dec. 4, 2017.
- 3- Re-signed by Texas to a minor league contract on Nov. 14, 2018.

FRONT OFFICE

COACHES

LOPES

2018 REVIEW


OPONENTS

RECORDS

DEVELOPMENT

MEDIA





LANCE LYNN

S	R	BORN	• May 12, 1987 in Marion County, IN
BATS	THROWS	RESIDES	• Jupiter, FL
6'1"	230	ACQUIRED	• Signed as a free agent on Dec. 18, 2018
HEIGHT	WEIGHT	CONTRACT STATUS	• Signed through 2021
31	31	SERVICE TIME	• 7.119
OPENING DAY AGE	OPENING DAY AGE	OPTIONS USED	• 0/3

RHP #35

CAREER: The 31-year-old Lynn signed a three-year contract as a free agent on 12/18/18...combined to go 10-10, 4.77 in 31 games/29 starts with MIN and NYY in 2018...made 20 starts with the Twins after signing on 3/13/18 before 7/30 trade to the Yankees...fanned 61 in 54.1 IP for NYY as a valuable member of rotation over final 2 months...has posted at least 10 wins in each of his 6 ML seasons beginning 2012 (missed all of 2016 after undergoing "Tommy John" surgery), one of 13 Major League pitchers with at least six 10-win campaigns in that span...made at least 29 starts for STL from 2012-15 and 2017, recording career bests of 18 wins in All-Star season of 2012 and 198 strikeouts in 2013...was a rookie in Cardinals' World Championship season of 2011, defeating the Rangers in Game 3 of the World Series in Arlington...was a 1st round pick of STL in 2008 after pitching 3 seasons at the University of Mississippi.

ON THE LEADERBOARD: Despite missing all of 2016, ranks 21st in wins (81) and 23rd in strikeouts (1040) among all ML pitchers since start of 2012...has a 3.58 ERA in that span, 24th lowest in MLB among hurlers with at least 750.0 IP...most seasons of 10+ wins beginning 2012: 7—Gio Gonzalez, Zack Greinke, Chris Sale, Max Scherzer; 6—R.A. Dickey, J.A. Happ, Clayton Kershaw, Jon Lester, Lance Lynn, Rick Porcello, David Price, Stephen Strasburg, Justin Verlander...is also one of 13 ML pitchers since 2012 with at least 6 seasons of 150+ strikeouts and one of 14 hurlers with at least six years of 29+ starts...according to FanGraphs, has thrown a fastball for 80.8% of his pitches over the past 5 seasons (2014-18), the 2nd-highest rate in the Majors in that span (Bartolo Colon, 83.6%).

POSTSEASON: Has a 5-4 record and 4.80 ERA (29 ER/54.1 IP) in 26 G/7 GS in career playoff action...is the all-time STL leader in career NLCS wins (3)...issued 3 R in 2.1 IP in 2 relief outings vs. BOS in 2018 ALDS...appeared in 5 straight postseasons with STL from 2011-15...was the starter and loser in Game 4 of the 2013 World Series vs. BOS...earned wins in Games 1 (relief) and 4 (start) of 2013 NLCS vs. LAD...posted a 6.35 ERA (4 ER/5.2 IP) in 5 G out of the bullpen in 2011 World Series against TEX...won Game 3 (1 R/2.1 IP) and issued IBB to Ian Kinsler as only batter faced in Game 5, his only 2 career app. in Arlington...worked 5.1 scoreless innings in 5 relief app. in 2011 NLCS vs. MIL...became 3rd STL rookie pitcher to win 2 G in a single postseason, 1st since Johnny Beazley (1942).

2018: Was 10-10, 4.77 (83 ER/156.2 IP) in 31 games/29 starts with the MIN and NYY...were his fewest wins and innings in a full season...issued just 0.80 HR/9.0 IP (14 HR), the 5th lowest ratio among A.L. pitchers (min. 150.0 IP)...posted a career best 9.25 K/9.0 IP.

TWINS: Signed with MIN in the middle of spring training on 3/15 but was ready for start of regular season...was 7-8, 5.10 (58 ER/102.1 IP) in 20 starts, tying for 3rd on the staff in wins and ranking 4th in starts, innings, and strikeouts (100)...went 1-4, 7.47 (31 ER/37.1 IP) in 1st eight starts through 5/16, then was 4-1, 1.73 (7 ER/36.1 IP) over next six outings, lowering ERA to 4.64 as of 6/20...allowed 12 R/11 ER in 6.2 IP in next 2 starts before going 2-1 3.68 (9 ER/22.0 IP) in last 4 outings with the Twins...MIN was 8-12 in his 20 starts...was 0-2, 6.23 in 1st 3 starts at home before going 5-0, 1.56 (6 ER/34.2 IP) in final 6 outings as a Twin at Target Field...reached 1000.0 career IP on 4/30 vs. TOR and 1000 strikeouts on 6/26 at CWS (José Abreu in 5th inning).

YANKEES: Was 3-2, 4.14 (25 ER/54.1 IP) in 11 games/9 starts with NYY after 7/30 trade...beginning 8/1, permitted just 0.33 HR/9.0 IP (2 HR), the best figure in the Majors (min. 50.0 IP) in that span...ranked among the A.L. leaders with 10.10 K/9.0 IP (7th) and 4.36 K/BB (11th) over season's final 2 months...began Yankees career with 4.1 scoreless relief innings on 8/1 vs. BAL, his 1st ML bullpen outing since 9/9/12 vs. MIL (154 consecutive starts)...did not allow a run in a season high 7.1 frames in win on 8/6 at CWS, holding RHB to 0-for-13 in that game...was just 2nd pitcher since 1908 to produce scoreless outings of at least 4.0 IP in each of his 1st two appearances as a Yankee, joining Allie Reynolds (consecutive CG SHO in 1947)...extended his scoreless inning streak to 13.2 IP in next start on 8/11 vs. TEX and overall, permitted just 1 R/16.2 IP in 1st 3 G/2 GS with NYY...went 0-2, 9.16 (19 ER/18.2 IP) in next 4 starts before going 2-0, 2.37 (5 ER/19.0 IP) in 4 G/3 GS to end season...did not allow a HR in 6 home starts (32.2 IP), T4th longest streak by a Yankee in new Yankee Stadium history...overall, did not surrender a long ball in 1st 25.2 IP with the Yankees before HR on 8/22 at MIA...NYY was 6-3 in his 9 starts.

MISCELLANEOUS: Opponents had a .265 batting average, .299 (79-264) vs. LHB and .239 (84-352) vs. RHB...had a season best 9 strikeouts 3 times, 4/9 vs. HOU, 6/14 vs. DET, and 8/6 at CWS...overall on the road was 5-7, 6.01 (51 ER/76.1 IP) in 15 G/14 GS...has made 96 starts since last CG on 9/11/14 at CIN.

CARDINALS: Was 72-48, 3.38 (367 ER/977.2 IP) in 183 G/161 GS with STL from 2011-15 and 2017...ranks on the Cardinals' all-time list (since 1900) in strikeouts per 9.0 IP (1st, 8.46), winning percentage (8th, .605), and ERA (18th) among pitchers with at least 950.0 IP...was one of 3 ML pitchers to record at least 15 wins in each of the 2012-14 seasons (Zack Greinke, Max Scherzer)...fanned 150+ batters in 5 different seasons, T3rd on Cardinals all-time list (11—Bob Gibson; 6—Adam Wainwright).



LYNN CONTINUED

FRONT OFFICE

COACHES

LYNN

2018 REVIEW

OPONENTS

RECORDS

DEVELOPMENT

MEDIA

2017: Returned to action after missing all of previous season and ranked among National League leaders in starts (T1st, 33), ERA (7th, 3.43), opponents batting average (6th, .223), fewest H/9.0 IP (6th, 7.29), most GIDP/9.0 IP (8th, 0.97), and GIDP induced (T10th, career high 20)... had career lows with .205 opponents AVG vs. RHP, 7th in N.L. and .193 AVG with runners on base, 6th best in N.L. and 4th-lowest single-season mark in Cardinals history... also ranked 8th in league with .227 average with RISP... was also among N.L. leaders in walks (2nd, career high 78), BB/9 IP (2nd, 3.77) and hit batsmen (T5th, 10)...held opposition to 2 or fewer ER in 23 starts, T1st in MLB (Drew Pomeranz) including stretch of 9 in a row, 7/4-8/16, and one ER or fewer in 15 starts, T2nd in MLB...was 6-3, 2.95 ERA in 15 GS at Busch Stadium...start on 4/6 vs. CHC was 1st in MLB since 10/4/15 at ATL...pitched at least 6.0 frames in 19 starts (18 QS), including 12-straight from 7/9-9/7... began batting as a switch hitter for the first time in MLB career on 7/4 vs. MIA...**2016:** Missed the entire season after having ligament replacement surgery on his right elbow by Dr. George Paletta on 11/10/15...made 3 rehab starts between Palm Beach (High-A) and Springfield (AA)... in 2 starts at Palm Beach allowed no runs in 3.2 innings, pitching 1.2 innings on 8/15 and 2.0 innings on 8/19...made a start on 8/24 at Springfield (0 R/3.0 IP)**2015:** Ranked among N.L. leaders in ERA (12th, 3.03, 12th), wins (T16th, 12) and strikeouts (T20th, 167)...his 3.34 run support average ranked 4th lowest among N.L. pitchers and team was shut out in 5 of his 11 losses...allowed 0.67 HR/9.0 IP (13 HR), 10th in the N.L...was on the DL from 6/8-24 with right forearm tightness...**2014:** Posted career bests in ERA (2.74), innings (203.2), and quality starts (24)... placed among the N.L. leaders in wins (T8th, 15), ERA (9th), innings (10th), and strikeouts (14th, 181)...issued N.L.'s 3rd fewest HR/9.0 at 0.57 (13 HR)...tied for MLB lead with 29 starts allowing 3 runs or less (Felix Hernandez and Johnny Cueto)...his 104.5 pitches/game were 2nd most in N.L....**2013:** Finished 2nd on the STL staff in innings (201.2), strikeouts (career high 198), and wins (15-tied)...was among the league leaders in victories (T6th), strikeouts (9th), K/9.0 IP (9th, 8.84), and fewest HR/9.0 IP (11th, 0.62)...was 11-4, 4.00 in 19 1st half starts and 4-6, 3.93 in 14 starts after the All-Star break...T4th in N.L. in home wins (9)...his 5.67 run support average was 3rd high in N.L....**2012:** Recorded a career best and team high 18 wins in his 1st season as a full-time starter...was among the league leaders in K/9.0 IP (3rd, 9.20), victories (T6th), winning percentage (7th, .720), and strikeouts (14th, 180)... had highest run support average among N.L. starters

(6.70)...went 8-1, 2.54 in 1st 10 starts and 11-4, 3.41 in 17 GS at the All-Star break...was selected to N.L. All-Star team but did not pitch in game...**2011:** Opened the season at Memphis (AAA) before purchase by STL on 6/2...lost to SF in start in ML debut that night (5 ER/5.1 IP), despite retiring game's 1st 10 batters...earned 1st ML win in next outing on 6/9 at HOU (1 ER/5.0 IP)...was optioned to Memphis on 6/10 before returning on 6/22...had a 2.22 ERA in 16 relief appearances before going on DL on 8/10 for remainder of regular season with a strained left oblique...returned in time to participate in final 2 rounds of postseason...**2010:** Led the Pacific Coast League in strikeouts (141) and starts (29-tied), and tied for 2nd in wins (13) at Memphis...topped all STL minor leaguers in starts and strikeouts and was 2nd in wins and innings (164.0)...ranked the 6th-best prospect in the Cardinals organization by *Baseball America*...**2009:** Combined to go 11-4, 2.85 in 28 G/25 GS at Palm Beach, Springfield, and Memphis...was named as the Cardinals minor league pitcher of the year...topped STL farmhands in strikeouts (124) and was 2nd in wins...spent most of season at Springfield, ranking among the Texas League leaders in ERA (3rd, 2.92) and wins (T3rd, 11)...named to the Texas League All-Star team...**2008:** Began pro career with 6 G/4 GS at Batavia (short season A)... earned 1st pro win 7/2 vs. Hudson Valley with 3.0 scoreless innings of relief.

AMATEUR BACKGROUND: Pitched 3 seasons at the University of Mississippi at Oxford and ranks on the Rebels' all-time lists in career strikeouts (2nd, 332) and wins (T6th, 22) with 3.95 ERA...set the Ole Miss single-season strikeout record with 146 in 2007...was named to the All-SEC Second Team in 2007 and 2008...was named the 2007 NCAA Oxford Regional Tournament MVP after pitching a shutout against the University of Southern Mississippi...was selected to the 2007 Team USA squad for the Pan-American Games...graduated from Brownsburg (IN) High School in 2005...was named 2005 Gatorade Indiana High School Player of the Year and a 2005 Louisville Slugger All-American...as a senior, posted a 16-0 record with two saves and an 0.71 ERA in 18 games and hit .400 with 14 HR...was selected by SEA in the 6th round of the 2005 MLB Draft but did not sign... was a member of the Brownsburg (IN) team that qualified for the 1999 Little League World Series.

PERSONAL: Michael Lance Lynn...has a daughter, Mia Jane (7)...now lives in Brentwood, TN...participated in the 2019 Texas Rangers Winter Caravan.



LYNN CONTINUED

CAREER RECORD

YEAR	CLUB	W-L	ERA	G	GS	CG	SHO	SV	IP	H	R	ER	HR	HB	BB-I	SO	WP	BK	AVG
2008	Batavia—1, 2	1-0	0.96	6	4	0	0	0	18.2	12	5	2	0	1	4-0	22	1	0	.179
	Quad Cities	0-1	2.25	2	2	0	0	0	8.0	8	2	2	2	1	2-0	7	0	0	.258
2009	Palm Beach	0-0	2.30	5	2	0	0	0	15.2	16	4	4	0	0	3-0	17	0	0	.276
	Springfield	11-4	2.92	22	22	0	0	0	126.1	117	51	41	5	4	51-0	98	5	0	.251
	Memphis	0-0	2.70	1	1	0	0	0	6.2	5	2	2	0	0	3-0	9	1	0	.200
2010	Memphis	13-10	4.77	29	#29	0	0	0	164.0	164	96	87	21	8	62-0	*141	2	2	.259
2011	Memphis	7-3	3.84	12	12	0	0	0	75.0	79	33	32	2	2	25-0	64	2	0	.279
	St. Louis—3	1-1	3.12	18	2	0	0	1	34.2	25	12	12	3	1	11-1	40	1	0	.203
2012	St. Louis	18-7	3.78	35	29	0	0	0	176.0	168	76	74	16	10	64-3	180	3	0	.253
2013	St. Louis	15-10	3.97	33	33	0	0	0	201.2	189	92	89	14	11	76-0	198	6	0	.252
2014	St. Louis	15-10	2.74	33	33	2	1	0	203.2	185	72	62	13	7	72-1	181	7	0	.238
2015	St. Louis—4	12-11	3.03	31	31	0	0	0	175.1	172	66	59	13	5	68-5	167	2	0	.258
2016	Palm Beach—5	0-0	2.45	2	2	0	0	0	3.2	4	3	1	0	0	0-0	4	0	0	.250
	Springfield	0-0	0.00	1	1	0	0	0	3.0	3	0	0	0	1	0-0	3	0	0	.273
2017	St. Louis	11-8	3.43	33	#33	0	0	0	186.1	151	80	71	27	10	78-5	153	2	0	.223
2018	Minnesota—6	7-8	5.10	20	20	0	0	0	102.1	105	61	58	12	6	62-3	100	3	0	.263
	New York-AL—7, 8	3-2	4.14	11	9	0	0	0	54.1	58	26	25	2	0	14-0	61	2	0	.267
MAJOR TOTALS		82-57	3.57	214	190	2	1	1	1134.1	1053	485	450	100	50	445-18	1080	26	0	.246
MINOR TOTALS		32-18	3.66	80	75	0	0	0	421.0	408	196	171	30	17	150-0	365	11	2	.257

* Led league # Tied for league lead

- 1- Selected by Seattle in the 6th round of the 2005 June draft...did not sign.
- 2- Selected by St. Louis in the supplemental 1st round (39th overall) of the 2008 June draft.
- 3- On disabled list, Aug. 10, 2011—end of season, with left oblique strain.
- 4- On disabled list, June 8-24, 2015, with right forearm tightness.
- 5- On disabled list, April 2, 2016—end of season, while recovering from right elbow surgery...included rehab assignments with Palm Beach, Aug. 15-23, and Springfield, Aug. 24.
- 6- Signed by Minnesota as a free agent on March 12, 2018.
- 7- Acquired by New York-AL from Minnesota, along with cash considerations, in exchange for INF Tyler Austin and RHP Luis Rijo on July 30, 2018.
- 8- Signed by Texas as a free agent on Dec. 18, 2018.

POSTSEASON RECORD

SERIES	CLUB	W-L	ERA	G	GS	CG	SHO	SV	IP	H	R	ER	HR	HB	BB-I	SO	WP	BK	AVG
2011 NLCS	STL vs. MIL	1-0	0.00	5	0	0	0	0	5.1	3	0	0	0	0	2-1	1	0	0	.188
2011 WS	STL vs. TEX	1-0	6.35	5	0	0	0	0	5.2	7	4	4	2	0	3-1	4	0	0	.333
2012 NLWC	STL at ATL	0-0	0.00	1	0	0	0	0	0.1	0	0	0	0	0	0-0	0	0	0	.000
2012 NLDS	STL vs. WAS	1-1	8.10	3	0	0	0	0	3.1	4	3	3	3	0	2-0	6	0	0	.286
2012 NLCS	STL vs. SF	0-1	4.91	2	2	0	0	0	7.1	9	8	4	0	0	4-0	9	0	0	.290
2013 NLDS	STL vs. PIT	0-1	10.38	1	1	0	0	0	4.1	7	5	5	1	1	3-1	6	0	0	.350
2013 NLCS	STL vs. LAD	2-0	2.45	2	1	0	0	0	7.1	7	2	2	0	0	4-1	6	0	0	.269
2013 WS	STL vs. BOS	0-1	4.76	2	1	0	0	0	5.2	5	3	3	0	0	4-0	5	0	0	.250
2015 NLDS	STL vs. CHC	0-0	9.00	1	0	0	0	0	1.0	1	1	1	0	0	1-0	2	0	0	.250
2018 ALDS	NY Yankees vs. BOS	0-0	11.57	2	0	0	0	0	2.1	3	3	3	0	0	2-0	2	0	0	.300
WC TOTALS		0-0	0.00	1	0	0	0	0	0.1	0	0	0	0	0	0-0	0	0	0	.000
LDS TOTALS		1-2	7.41	8	2	0	0	0	17.0	22	14	14	4	1	10-2	24	0	0	.301
LCS TOTALS		3-1	2.81	10	4	0	0	0	25.2	25	12	8	0	0	11-2	19	0	0	.263
WS TOTALS		1-1	5.56	7	1	0	0	0	11.1	12	7	7	2	0	7-1	9	0	0	.293
POSTSEASON TOTALS		5-4	4.80	26	7	0	0	0	54.1	59	33	29	6	1	28-5	52	0	0	.281

ALL-STAR GAME RECORD

YEAR	CLUB	W-L	ERA	G	GS	CG	SHO	SV	IP	H	R	ER	HR	HB	BB-I	SO	WP	BK	AVG
2012	NL, Kansas City																		

SELECTED - DID NOT PITCH

CAREER FIELDING


P	PCT	G	PO	A	E	TC	DP
Totals	.944	214	59	109	10	178	9

CAREER HIGHS

- Innings: **9.0**, May 27, 2014 vs. NYY
- Relief Innings: **4.1**, Aug. 1, 2018 vs. BAL
- Low-Hit CG: **3**, Sept. 11, 2014 at CIN (8.0 IP)
- Strikeouts: **12**, June 13, 2012 vs. CWS
- Walks: **6**, 3x, last July 21, 2018 at KC
- Winning Streak: **10**, Sept. 9, 2012-May 1, 2013
- Losing Streak: **5**, Aug. 9-Sept. 5, 2013
- Scoreless Streak: **14.0 IP**, 2x, last May 22-27, 2014



BRETT MARTIN



LHP #74

TWITTER + @brett_martin31

L BATS L **THROWS** + **BORN** + April 28, 1995 in Morristown, TN
RESIDES + Morristown, TN
ACQUIRED + Selected in the 4th round of the 2014 June Draft
CONTRACT STATUS + Signed through 2019
SERVICE TIME + 0.000 **OPTIONS USED** + 0/3

6'4" **200**
HEIGHT **WEIGHT**
23
OPENING DAY AGE +

FRONT OFFICE

COACHES

B. MARTIN

2018 REVIEW

OPPONENTS

RECORDS

DEVELOPMENT

MEDIA

CAREER: The 23-year-old left-hander returns to major league camp for the 2nd consecutive season...spent the entire 2018 season with Double-A Frisco, his 1st career action above A-ball...enjoyed an extended stretch of success following a move to the RoughRiders bullpen in the latter half of the campaign...was healthy for the entire season for the 1st time since 2014, as he logged time on the disabled list each year from 2015-17...has averaged 8.9 strikeouts per 9.0 innings over 97 G/72 GS across 5 minor league seasons in the Texas organization...was added to the Texas 40-man roster in November 2017...was named MVP of the 2016 California League championship series following a 7.0 no-hit inning, 15-strikeout performance that helped High Desert to the league title...selected by the Rangers in the 4th round of the 2014 MLB Draft out of Walters State Community College in Morristown, TN.

2018: Spent the entire season with Double-A Frisco, recording career highs in games (29) and strikeouts (96)...logged 89.0 innings, the 2nd-highest total of his career and most since the 2015 campaign with Hickory (95.1)...also had career highs in losses (10), ERA (7.28), hits allowed (138), and runs allowed (78)...did not spend any time on the disabled list, his 1st campaign without time spent on the DL since 2014...served a split role for Frisco, beginning season in the rotation before moving to the bullpen in early June...returned to the rotation for portions of the 2nd half, making back-to-back starts in mid-July and to close the season...went 1-9 with a 8.61 ERA (59 ER/61.2 IP) in 15 starts and 1-1 with a 4.28 ERA (13 ER/27.1 IP) in 14 relief outings...had higher SO/9 rate (10.9) and lower WHIP (1.390) as a reliever compared to marks as a starter (9.2 SO/9, 2.092 WHIP)...logged 2.0-or-more IP in 12 of 14 relief outings.

2017: Made just 17 starts at Down East due to a nearly 2-month stay on the disabled list...were fewest starts since 1st pro season with AZL Rangers in 2014...opponents batted .287/.353/.433/.786...was 1-2 with a 3.12 ERA (9 ER/26.0 IP) over 1st 5 starts with the Wood Ducks...was on the disabled list, 5/10- 6/28, with a right abdomen strain...had one start for the Woodies in the Carolina League postseason (2.2 IP, 1 R-ER)...participated in the Rangers winter mini-camp at Globe Life Park in Arlington following the season...**2016:** Was limited to 17 starts due to injury, but made a late

season return and led High Desert to a California League championship...combined to go 4-4 with a 4.41 ERA (34 ER/69.1 IP) over 17 starts with Hickory, the AZL Rangers, and High Desert...opened the season with Hickory and was 2-3 with a 4.53 ERA (22 ER/43.2 IP) over 9 starts...was on the disabled list, 6/16-8/8, with a left elbow strain...made a pair of starts with the AZL Rangers on rehab assignment, 8/3-7, allowing one run over 2.1 innings...promoted to High Desert upon activation from the disabled list and was 2-1 with a 4.24 ERA (11 ER/23.1 IP) over 6 regular season starts for the Mavericks...was 1-0 with a 2.19 ERA (3 ER/12.1 IP) and 24 strikeouts against 3 walks in a pair of postseason starts...tossed 7.0 no-hit innings with 15 strikeouts in High Desert's 1-0 victory in Game 2 of the championship series at Visalia...started 3 G for the Surprise Saguaros in the Arizona Fall League, going 1-1 with a 2.89 ERA (3 ER/9.1 IP)...**2015:** Was a South Atlantic League All-Star selection...went 4-5, 3.52 (33 ER/84.1 IP) as a starter and 1-1, 3.27 (4 ER/11.0 IP) as a reliever...was on disabled list, 8/1-8/8, with left knee strain...returned to the disabled on 8/29 for remainder of regular season with right hip strain...was activated from the disabled list in the postseason and tossed 4.0 shutout innings in Hickory's 3-2 win over Asheville in Game 2 of the SAL Championship...**2014:** Averaged 10.0 SO/9 in his 1st professional season with the AZL Rangers.

PERSONAL/AMATEUR: Brett Ryan Martin...drafted out of Walters State Community College in Morristown, TN, where he helped the Senators to a 3rd-place finish in the TCCAA Region VII Tournament as a freshman in 2014...compiled a 9-2 record with one save and a 3.83 ERA (18 ER/42.1 IP) in 16 appearances/9 starts...had 63 strikeouts against 31 walks...began college career at the University of Tennessee...after claiming Super Sophomore honors in 2011, was named IMAC All-Conference in both his junior (2012) and senior (2013) seasons at Morristown-Hamblen East High School...the school's main rival is Morristown-Hamblen West, where Rangers minor league pitching coordinator Danny Clark was formerly the head baseball coach...was teammates with Tampa Bay prospect Brent Honeywell at Walters State...has trained with Honeywell and former TEX pitcher Chad Bell, who also pitched at Walters State...is an avid fisherman and fan of the Tennessee Volunteers.

CAREER RECORD

YEAR	CLUB	W-L	ERA	G	GS	CG	SHO	SV	IP	H	R	ER	HR	HB	BB-I	SO	WP	BK	AVG
2014	AZL Rangers—1	1-4	5.40	15	6	0	0	1	35.0	36	26	21	3	2	12-0	39	2	0	.261
2015	Hickory	5-6	3.49	20	18	0	0	0	95.1	92	45	37	6	2	26-0	72	6	1	.265
2016	Hickory	2-3	4.53	9	9	0	0	0	43.2	58	29	22	3	0	14-0	48	6	1	.317
	AZL Rangers	0-0	3.86	2	2	0	0	0	2.1	3	1	1	0	0	0-0	6	0	0	.273
	High Desert	2-1	4.24	6	6	0	0	0	23.1	24	13	11	3	0	7-0	16	0	0	.270
2017	Down East	4-8	4.70	16	16	0	0	0	84.1	94	52	44	7	0	35-0	90	3	0	.287
2018	Frisco	2-10	7.28	29	15	0	0	0	89.0	138	78	72	7	2	29-1	96	12	0	.357
MINOR TOTALS		16-32	5.02	97	72	0	0	1	373.0	445	244	208	29	6	123-1	367	29	2	.300

* Led league # Tied for league lead

1- Selected by Texas in the 4th round of the 2014 June draft...signed by Chris Kemp on June 10, 2014.





CHRIS MARTIN

R	R	BORN	• June 2, 1986 in Arlington, TX
BATS	THROWS	RESIDES	• Weatherford, TX
6'8"	225	ACQUIRED	• Signed as a free agent on Dec. 15, 2017
HEIGHT	WEIGHT	CONTRACT STATUS	• Signed through 2019
32	32	SERVICE TIME	• 1.133
OPENING DAY AGE	OPENING DAY AGE	OPTIONS USED	• 2/3

RHP #31

CAREER: The 32-year-old Martin is in the second year of a 2-year free agent contract that he signed with Texas on 12/15/17...in his Rangers debut last season, saw his first MLB action since 2015, as he spent two years with the Hokkaido Nippon-Ham Fighters of Japan's Nippon Professional Baseball (NPB) in 2016-17...he was also part of an MLB player contingent that participated in the 2018 Japan All-Star Series in November...had previous major league experience with COL (2014) and NYY (2015)...is a 2004 graduate of Arlington (TX) High School and then pitched 2 years at McLennan Jr. College before injuring his right shoulder in 2006...was out of baseball for 3 years before pitching for the Independent League Grand Prairie (now Texas) AirHogs in 2010 and signing with the BOS organization the following year...was traded to COL on 12/18/13 and to NYY on 1/15/15.

2018: Appeared in a career-high 46 G, 4th-most on staff...marked 1st ML action since 2015 w/ NYY...entered in the 7th inning or later in 43 of 46 G...ranked among A.L. relief leaders in BB/9.0 IP (4th, 1.08) and SO/BB (5th, 7.40)...marked the lowest single-season BB/9.0 IP rate by a reliever in WAS/TEX franchise history (min. 40 IP)...issued walks in 4 of 46 G, multiple walks just once (7/4 vs. HOU)...had a 1.224 WHIP that ranked 3rd on TEX staff (min. 40.0 IP) to only Jose Leclerc (0.850) and Mike Minor (1.121).

SUMMARY: Whiffed 2 of 3 BF in Rangers debut on Opening Day, 3/29 vs. HOU, becoming the 1st player born in Arlington, TX to appear in a game for the Rangers...registered 2.16 ERA (2 ER/8.1 IP) and 1 BB/9 SO in 1st 10 G thru 4/18...from 4/20-5/29, allowed 7 R-ER over 11 G/10.1 IP to raise season figure to 4.34, enduring 3 blown saves in that span...in next 9 G from 6/5-8/6, spanning pair of DL stints, had a 3.24 ERA (3 ER/8.1 IP) to drop ERA from 4.34 to 4.00...permitted runs in 5 of 11 G from 8/10-9/8 (10.1 IP/8 R-ER) to bring season ERA to 4.82, then allowed one R-ER in last 5 G and 4.1 innings to finish at 4.54.

BY THE NUMBERS: Went 0-for-3 in save chances, 2nd-most blown saves on staff (4-Leclerc)...T2nd on staff w/ 14 holds...led Texas with 5 relief losses...allowed runs in 13 of 46 G...had 8 games finished and permitted one of 4 inherited runners to score...1st batters faced hit .304 (14-46) with one HR, 0 BB/10 SO...was 1-1 with a 2.88 ERA (8 ER/25.0 IP) in 27 G at home compared to 4.0, 7-02 (13 ER/16.2 IP) in 19 G away from Arlington...beginning 4/24, had 1.89 ERA (4 ER/19.0 IP) in final 20 G at Globe Life Park.

NOTES: Had 3 stints on 10-day DL in 2018: 5/1-19 with right forearm irritation; 6/12-21 with right calf strain; 7/5-30 with left groin strain...was also optioned to Round Rock on 7/3 but recalled the following day...had 2 G on injury rehab

assignment with Frisco, 5/14-19: 2.0 IP, 2 H, 0 R, 0 BB, 3 SO...made one rehab appearance with Round Rock 7/29 vs. Reno: 1.0 IP, 2 H, 0 R, 0 BB, 1 SO...earned 1st ML win on 6/5 vs. OAK (1.0 SHO IP)...recorded 1st career ML pickoff on 4/11 vs. LAA (Ohtani).

JAPAN: Posted a 2-2 record with a 1.12 ERA (11 ER/88.1 IP), 91 SO, and 22 saves in 92 G with Hokkaido in 2016-17...produced the lowest ERA, opponents batting average (.154), and fewest baserunners per 9 innings (6.11), and 2nd lowest strikeout-to-walk ratio (7.00) among all NPB relievers with at least 90 appearances in that span...**2017:** Earned save in season's 1st appearance on 4/1 vs. Saitama Seibu Lions but was then sidelined until 5/7 with a right forearm muscle strain...was used in a set-up role the rest of the year, ranking 9th in NPB in holds (29)...posted lowest ERA (1.19) on the Fighters staff while holding opponents to .165 batting average...issued runs in just 4 of 40 overall outings and worked 20.2 scoreless frames in his last 21 appearances beginning 7/9...had a 0.48 ERA (1 ER/18.2 IP) in 20 appearances at the Sapporo Dome...**2016:** Was a Pacific League All-Star and tied for 5th in the PL in saves (21 in 24 tries) in 1st NPB season...also had 19 holds...fanned 57 with just 7 BB in 50.2 IP...allowed runs in 6 of 52 games and did not permit an earned run (1 total run) over 27.1 IP in last 28 appearances beginning 6/15...did not pitch after 9/4 due to an ankle injury that sidelined him during Hokkaido's playoff run to the Japan Series championship.

2015: Made 24 relief appearances over 3 stints with NYY...opened the season with the Yankees and had a 3.55 ERA (5 ER/12.2 IP) over 15 games before going on DL on 5/9 with right elbow tendinitis...struck out the side in a perfect 5th inning in NYY debut on 4/6 vs. TOR, just the 2nd Yankees pitcher since 1914 to fan every batter faced in his team debut (min. 3 BF), joining RHP Edwar Ramirez (3K in his ML debut on 7/3/07 vs. MIN)...earned lone ML save on 4/28 vs. TB...was activated and optioned to Scranton/Wilkes Barre (AAA) on 5/31...was also with NYY from 6/11-19 (5 ER/3.1 IP in 3 G) and 9/11-end of season (3 ER/4.2 IP in 6 G)...had 3 wild pitches in 1.0 IP, 6/13 at BAL...overall, allowed a run in 8 of 24 games and had 5 holds...posted a 3.18 ERA with 2 saves in 20 outings at SWB...**2014:** Saw 1st ML action, appearing in 16 G over 2 stints with COL...opened year at Colorado Springs (AAA) and was purchased by the Rockies on 4/25...worked a scoreless inning in his ML debut on 4/26 at LAD...worked in 9 G before option to Colorado Springs on 5/20...was recalled on 6/5 and made 7 app. before option on 6/21 for rest of season...allowed runs in 6 of 16 games and stranded all 5 inherited runners...had 5 saves in 25 outings at Colorado Springs...**2013:** Went 5-3, 2.25 (18 ER/72.0 IP) with 5 saves in 42 games with Portland (AA) and Pawtucket (AAA) in final season in BOS system and was named an



C. MARTIN CONTINUED

FRONT OFFICE

COACHES

C. MARTIN

2018 REVIEW

OPONENTS

RECORDS

DEVELOPMENT

MEDIA

MilB.com organization all-star...opened the year with 21.0 scoreless innings in 12 appearances at Portland with 2 wins and 3 saves to earn promotion to Pawtucket on 5/11...was named the Eastern League pitcher of the week for week ending 4/15...earned 6 saves in 8 appearances for Escogido in the Dominican Winter League after the season...**2012:** Spent entire season with Portland, going 2-5, 5.13 in 12 starts and 1-1, 3.04 in 11 relief appearances...opened the year in the rotation and was transferred to the bullpen on 8/1...was on the DL from 5/29-6/16 and 7/5-8/1...pitched for Surprise in the Arizona Fall League, going 1-0, 3.38 in 7 relief appearances...**2011:** Combined to go 6-2, 2.55 with 4 saves in 23 G/1 GS between Greenville (Low-A), Salem (High-A), and Portland in 1st season with Red Sox organization...opened with Greenville, working 2.2 scoreless innings in debut on 5/20 at Savannah...pitched 6.0 scoreless frames in lone start on 6/24 at Lexington and was promoted to Salem on 6/29...allowed runs in just 3 of 13 games with 0.92 ERA at Salem and was assigned to Portland on 8/19 to finish the year...had been signed by Boston as a free agent on 3/31/11 after a tryout in Fort Myers, FL...**2010:** Was signed by the Grand Prairie (TX) AirHogs of the Independent American Association after a tryout in July and went 4-0, 1.96 in 13 games/4 starts the rest of the season...Grand Prairie's manager was former Ranger OF Pete Incaviglia...was 1st time pitching in a game since sophomore year of college in 2006.

AMATEUR BACKGROUND: Pitched two seasons at McLennan CC in Waco, TX...sustained a torn labrum in his right shoulder in sophomore season in 2006...had a tryout with the Fort Worth Cats of the Independent Central League in the spring of 2007 but continued to have shoulder discomfort...underwent surgery to repair the tear in 2007, with Texas team physician Dr. Keith Meister performing the procedure...pitched at Arlington (TX) HS (graduated '04) and was selected to THSBCA Class 5A All-Star Team in senior year...was selected in MLB June draft by DET (18th round in 2004) and COL (21st round in 2005), but did not sign.

PERSONAL: Christopher Riley Martin...married the former Danielle Veitenheimer on 1/24/16...daughter, Kolbi Jolie, was born on 2/8/18...in the time he was out of baseball from 2007-10, worked several jobs including loading trucks for UPS at DFW Airport and in delivery for Lowe's Home Improvement and Texas Appliance...is a native of Arlington, TX and joins RHP Todd Van Poppel (1998, 2002-03) and OF Michael Choice (2014-15) as graduates of Arlington High Schools to play for the Rangers...now lives in Weatherford, TX...was a Rangers' fan as a youngster...his older sister, Crystal, was an All-Big 12 Conference shortstop in softball at Texas A&M...at 6'8", ties for the 2nd tallest pitcher in Rangers' history: 6'10"—Chris Young (2004-05); 6'8"—Mike Smithson (1982-83), Kameron Loe (2004-08), Dustin Nippert (2008-10), Doug Fister (2018).

CAREER RECORD

YEAR	CLUB	W-L	ERA	G	GS	CG	SHO	SV	IP	H	R	ER	HR	HB	BB-I	SO	WP	BK	AVG
2010	Grand Prairie—1, 2	4-0	1.96	13	4	0	0	0	36.2	34	11	8	0	0	9-1	36	0	2	---
2011	Greenville—3	4-0	2.17	7	1	0	0	0	29.0	16	7	7	1	3	6-0	28	0	0	.163
	Salem	2-1	0.92	13	0	0	0	4	39.1	29	4	4	0	3	6-0	24	0	0	.210
	Portland	0-1	15.88	3	0	0	0	0	5.2	12	10	10	2	0	1-0	3	0	0	.444
2012	Portland	3-6	4.48	23	12	0	0	0	76.1	83	42	38	4	6	18-0	65	2	0	.275
2013	Portland	2-0	0.00	12	0	0	0	3	21.0	9	0	0	0	0	6-0	27	0	0	.132
	Pawtucket	3-3	3.18	30	0	0	0	2	51.0	51	19	18	3	4	10-2	47	0	0	.262
2014	Colorado Springs—4	1-3	4.39	25	0	0	0	5	26.2	33	15	13	2	2	9-1	36	0	0	.308
	Colorado	0-0	6.89	16	0	0	0	0	15.2	22	12	12	2	0	4-0	14	1	2	.338
2015	New York-AL—5, 6, 7	0-2	5.66	24	0	0	1	20.2	28	13	13	2	1	6-1	18	3	0	.304	
	Scranton/Wilkes-Barre	0-1	3.18	20	0	0	2	28.1	26	12	10	1	1	10-0	25	1	0	.239	
2016	Hokkaido—8	2-0	1.07	52	0	0	0	21	50.2	25	8	6	2	0	7-0	57	2	3	.145
2017	Hokkaido—9	0-2	1.19	40	0	0	0	1	37.2	21	5	5	2	1	6-0	34	0	1	.165
2018	Texas—10, 11, 12	1-5	4.54	46	0	0	0	41.2	46	21	21	5	3	5-2	37	4	0	.274	
	Frisco	0-0	0.00	2	0	0	0	0	2.0	2	0	0	0	0	0-0	3	0	0	.250
	Round Rock	0-0	0.00	1	0	0	0	0	1.0	2	0	0	0	0	0-0	1	0	0	.500
MAJOR TOTALS		1-7	5.31	86	0	0	0	1	78.0	96	46	46	9	4	15-3	69	8	2	.295
MINOR TOTALS		15-15	3.21	136	13	0	0	16	280.1	263	109	100	13	19	66-3	259	3	0	.249
INDEPENDENT TOTALS		4-0	1.96	13	4	0	0	0	36.2	34	11	8	0	0	9-1	36	0	2	---
JAPAN TOTALS		2-2	1.12	92	0	0	0	22	88.1	46	13	11	4	1	13-0	91	2	4	.154

* Led league # Tied for league lead

- 1- Selected by Detroit in the 18th round of the 2004 June draft...did not sign.
- 2- Selected by Colorado in the 21st round of the 2005 June draft...did not sign.
- 3- Signed by Boston as a minor league free agent on March 31, 2011.
- 4- Acquired by Colorado from Boston in exchange for INF Jonathan Herrera on Dec. 18, 2013.
- 5- Acquired by New York-AL from Colorado in exchange for cash considerations on Jan. 15, 2015.
- 6- On disabled list, May 9-30, 2015, with right elbow tendinitis...included rehab assignment with Scranton/Wilkes-Barre, May 30.
- 7- Released by New York-AL on Nov. 2, 2015.
- 8- Signed with the Hokkaido Nippon Ham Fighters of NPB on Nov. 4, 2015.
- 9- Signed by Texas as a free agent on Dec. 15, 2017.
- 10- On disabled list, May 1-19, 2018, with right forearm irritation...included rehab assignment with Frisco, May 14-19.
- 11- On disabled list, June 12-21, 2018, with right calf strain.
- 12- On disabled list, July 5-30, 2018, with left groin strain...included rehab assignment with Round Rock, July 29-30.


CAREER FIELDING

P	PCT	G	PO	A	E	TC	DP
Totals	.923	86	5	7	1	13	0

CAREER HIGHS

Innings: 1.2, 2x, last Sept. 11, 2015 vs. TOR
Strikeouts: 3, April 6, 2015 vs. TOR
Walks: 2, July 4, 2018 vs. HOU
Winning Streak: 1, June 5, 2018 vs. OAK
Losing Streak: 4, July 4-Sept. 26, 2018





JEFF MATHIS

R	R	BORN	March 31, 1983 in Marianna, FL
BATS	THROWS	RESIDES	Marianna, FL
6'0"	205^{lb}	ACQUIRED	Signed as a free agent on Nov. 20, 2018
HEIGHT	WEIGHT	CONTRACT STATUS	Signed through 2020
35		SERVICE TIME	12.012
OPENING DAY AGE		OPTIONS USED	3/3

C #2

TWITTER @JMathSix

CAREER: Mathis, who turns 36 on March 31, was signed to a 2-year free agent contract on 11/20/18...the defensive specialist topped all ML catchers with 17 runs saved in 2018 while committing only one error in 63 games behind the plate...spent the last 2 seasons with ARI after 4 years with MIA from 2013-16...has not appeared in as many as 70 games in a season since 2013...made his Major League debut with LAA in 2005 and platooned with Mike Napoli as the Angels' catchers for much of the next 5 seasons through 2010...was traded to TOR in Dec. 2011 and played one season for the Blue Jays before moving to National League...was the 33rd overall player selected by LAA in the 2001 MLB Draft.

BEHIND THE PLATE: Has a .992 (49 E/5970 TC) fielding percentage in 801 career games as a catcher...has thrown out 23.8% (129 of 542) of runners attempting to steal...career catcher's ERA is 3.72...among all ML backstops the last 2 seasons, his 23 defensive runs saved are 3rd most (SD's Austin Hedges-32; LAD's Yasmani Grandal--26)...tossed out 18 of 53 attempted base stealers in 2017-18, a 34.0% figure that ranked 6th best in ML (80 or more total games).

POSTSEASON: Is hitting .379 with 5 2B, 1 home run and 4 RBI in 13 postseason career games...made 3 starts (WC; 2 NLDS) for ARI in 2017...1st career playoff homer was off LAD's Clayton Kershaw in NLDS Game 1...set LAA's postseason record with a hit in 6 consecutive plate appearances in 2009 ALCS vs. NYY...delivered a walk-off double in the 11th inning of Game 3 of that series.

2018: Started 61 games at catcher in his 2nd season with ARI...among N.L. backstops with 60 or more games, had the lowest ERA at 3.20, the 3rd highest caught stealing percentage 33.3% (8-24), and the 4th highest fielding percentage at .998 (1 E/574 TC)...led all ML catchers with 17 defensive runs saved, 5 more than any other backstop...blocked 96.4% of difficult pitches (defined as primary pitches with runner(s) on base or in a strikeout situation)...won 1st career Fielding Bible Award as ML's top defensive catcher...had a career-best 83-game errorless streak (744 TC) from 6/22/17-9/16/18 end with season's lone miscue on 9/18 vs. CHC...had one passed ball, 6/22 at PIT...played 3.0 innings at 2B, 7/11 at COL...his 69 games, 20 RBI and 20 walks were most since 2013 with MIA...set career high with 4.02 pitches per plate appearance...had a .172 (16-93) average in his 1st 33 games through 7/7 before hitting .311 (19-61) in next 19 contests to improve to season-high .227 on 8/26...batted just .105 (4-38) in final 16 games...hit safely in 8 straight starts, 7/4-28 at .344 (11-32), 3rd-longest

streak such streak of career...homer on 9/19 vs. CHC was his 1st since 5/15/17 vs. NYM (339 PA)...pitched the 16th inning on 7/8 vs. SD (1.0 IP, 1 H, 1 R-ER, 1 K), his 3rd career pitching performance (2 games in 2012 with TOR)...**2017:** Started 56 games at catcher in 1st season with Diamondbacks...ranked 4th among N.L. catchers (minimum 200.0 innings) with 3.51 ERA and 34.5% caught stealing percentage...reached base safely in a career-high 17 consecutive games, 6/22-8/5...hit safely in 11 straight games, 7/7-8/5...was on DL from 8/22-9/30 with a fractured right hand...returned to make 3 starts in the postseason...homered off LAD's Clayton Kershaw in NLDS Game 1...**2016:** Started 36 games as MIA's backup catcher...hit a grand slam, 6/14 at SD off Drew Pomeranz...**2015:** Made 29 starts behind the plate...was on the DL from 4/13-6/5 with a fractured right ring finger sustained on a foul tip on 4/12 vs. TB...played in 9 total games on rehab assignment with New Orleans (AAA) and Jacksonville (AA)...fielded .996 without an error in final 26 games...had 1st career game with a double and a triple, 9/25 vs. ATL...**2014:** Started 52 games behind the plate with .998 fielding percentage (1 E/429 TC)...tossed out 32.7% of attempted base stealers, 6th best in NL (min. 50 GS)...**2013:** Opened 1st season with Marlins on the disabled list after suffering a broken right collarbone in club's 1st spring training game, 2/23 vs. STL...appeared in 9 rehab games at Jupiter (High-A), Jacksonville, and New Orleans before being activated on 5/14...made 70 starts at catcher, throwing out 15 of 45 baserunners trying to steal...tied club record with 5 straight games with two-plus RBI, 6/26-7/3...hit 4th walk-off grand slam in Marlins history, 6/30 vs. SD...was also the 3,000th home run in franchise history...earned the Jeff Conine "Mr. Marlin" Award...**2012:** In lone season with TOR, started 59 games at catcher...of 46 hits, 21 went for extra bases (13 2B, 8 HR)...tied career high with 4 hits twice, 6/28 vs. LAA and 9/13 vs. SEA...made 1st 2 career pitching appearances, 5/25 at TEX (1.0 IP, 1 H, BB) and 7/25 vs. OAK (1.0 IP, 3 H, 2 R-ER).

ANGELS: Caught in 411 games with LAA from 2005-11, 4th most in franchise history: 961—Bob Boone; 815—Bob Rodgers; 654—Bengie Molina...had a .450 (9-20) batting average in 10 playoff games for the Angels from 2007-09...**2011:** Started 79 games behind the plate in final season with LAA...homered on his 28th birthday on 3/31 at KC, the 3rd player in MLB history to hit an Opening Day homer on birthday (STATS, Inc.)...**2010:** Had 62 starts at catcher...was sidelined from 4/20-6/7 with a fractured right wrist...had career high 13-game hitting streak, 4/5-6/22...**2009:** Made 78 starts behind the plate...batted .534 (8-15) in 7 ALDS and ALCS games...**2008:** Started a career high 90 games



MATHIS CONTINUED

FRONT OFFICE

COACHES

MATHIS

2018 REVIEW

OPONENTS

RECORDS

DEVELOPMENT

MEDIA

at catcher...also posted ML bests in most offensive categories including hits (55), homers (9), and RBI (42)...set career high with 6 RBI, including 1st lifetime grand slam, 7/23 vs. CLE...led ML catchers in errors (13)...**2007**: Opened season at Salt Lake (AAA) before recall by Angels on 7/3...went on to start 52 games the rest of the year...**2006**: Made a total of 14 starts in 2 stints with LAA (opening day-5/3; 9/1-end of season)... was LAA's organizational defensive player of the year for 3rd time...named to *Baseball America* Triple-A All-Star and Pacific Coast League Postseason All-Star teams...**2005**: Spent most of year at Salt Lake, hitting pro career best 21 homers...was LAA's organizational defensive player of the year...named to *Baseball America* Triple-A All-Star and Pacific Coast League Postseason All-Star teams...was recalled by the Angels on 8/12 and fanned as a pinch-hitter in ML debut that night at SEA... was optioned on 8/15 and promoted again on 9/6...1st ML hit was 1B off Keiichi Yabu, 9/29 at OAK...**2004**: Spent entire season at Arkansas (AA)...was organization's minor league defender of the month in April and July...named to Texas League All-Star team and participated in MLB Futures Game on 7/11 at HOU...**2003**: Combined to bat a pro career best .315 with 13 homers and 68 RBI in 121 games with Rancho Cucamonga (High-A) and Arkansas... earned organizational defensive player of the year award while also being named to *Baseball America* High Class-A All-Star team and California League All-Star team...played in MLB All-Star Futures Game, 7/13 at CWS...**2002**:

Had career high 41 doubles at Cedar Rapids (Low-A)... received organizational defensive player of the month award for April and named to Midwest League All-Star team...**2001**: Appeared in 22 games between AZL Angels (Rookie) and Provo (Rookie) in 1st pro season...took home Angels' minor league defensive player of the month honors in July.

AMATEUR BACKGROUND: Played baseball and football at Marianna (FL) High School (graduated '01)... won 4 district titles, a regional title and appeared in state championship game in football in 2000...also won a state title in baseball in 1999...was recruited to play football by Florida State University...was selected to represent the United States at the 2005 Olympic Qualifying Tournament in Phoenix...was named to the all-tournament team after hitting .500 (6-12) with 2 doubles and 5 RBI.

PERSONAL: Jeffrey Stephen Mathis...he and his wife Jenna were married following the 2013 season and have a daughter, Sage (9/28/15)...is an avid golfer and has played a round of golf with John Daly...also enjoys hunting and fishing during the offseason...has gone hunting with Chipper Jones, who was one of his favorite players growing up as a Braves fan...built a barn at his house in Marianna, FL, that houses a batting cage and a weight room...was named to Cedar Rapids Kernels Hall of Fame in 2011.

CAREER RECORD

YEAR	CLUB	AVG	G	AB	R	H	TB	2B	3B	HR	RBI	SH	SF	BB-1	SO	SB	CS	HP	GDP	OBP	SLG
2001	AZL Angels—1	.304	7	23	1	7	8	1	0	0	3	0	1	2-0	4	0	0	0	1	.346	.348
	Provo	.299	22	77	14	23	35	6	3	0	18	0	3	11-0	13	1	0	2	1	.387	.455
2002	Cedar Rapids	.287	128	491	75	141	218	41	3	10	73	2	8	40-3	75	7	4	8	6	.346	.444
	Rancho Cucamonga	.323	97	378	73	122	189	28	3	11	54	0	4	35-0	74	5	3	5	4	.384	.500
2003	Arkansas	.284	24	95	19	27	44	11	0	2	14	1	2	12-1	16	1	2	1	2	.364	.463
	Arkansas	.227	117	432	57	98	170	24	3	14	55	4	4	49-1	102	2	1	5	5	.310	.394
2004	Salt Lake	.278	111	424	78	118	213	26	3	21	73	5	4	42-1	84	4	3	1	7	.342	.502
	Los Angeles-AL	.333	5	3	1	1	1	0	0	0	0	0	0	0-0	1	0	0	0	0	.333	.333
2005	Salt Lake	.289	99	384	62	111	165	33	3	5	45	0	5	26-1	75	3	1	2	6	.333	.430
	Los Angeles-AL	.145	23	55	9	8	16	2	0	2	6	0	1	7-1	14	0	0	0	0	.238	.291
2006	Salt Lake	.244	66	250	39	61	94	14	2	5	26	2	2	17-0	45	3	1	2	8	.295	.376
	Los Angeles-AL	.211	59	171	24	36	60	12	0	4	23	3	4	15-0	49	0	1	2	3	.276	.351
2007	Los Angeles-AL	.194	94	283	35	55	90	8	0	9	42	8	4	30-4	90	2	2	3	1	.275	.318
	Los Angeles-AL	.211	84	237	26	50	73	8	0	5	28	8	1	22-0	73	2	3	4	2	.288	.308
2008	Los Angeles-AL-2	.195	68	205	19	40	57	6	1	3	18	3	6	6-0	59	3	0	1	3	.219	.278
	Salt Lake	.242	9	33	6	8	14	1	1	1	5	0	0	4-0	10	0	0	0	1	.324	.424
2009	Los Angeles-AL	.174	93	247	18	43	64	12	0	3	22	14	3	15-2	75	1	2	2	3	.225	.259
	Toronto—3	.218	71	211	25	46	83	13	0	8	27	6	1	9-0	68	1	0	0	2	.249	.393
2010	Miami—4, 5	.181	73	232	14	42	66	7	1	5	29	1	1	21-4	76	0	0	1	5	.251	.284
	Jupiter	.286	4	14	1	4	6	2	0	0	4	0	0	1-0	4	0	0	1	1	.375	.429
2011	Jacksonville	.273	3	11	1	3	7	1	0	1	6	1	0	1-0	6	0	0	0	0	.333	.636
	New Orleans	.222	2	9	1	2	6	1	0	1	2	0	0	1-0	5	0	0	0	0	.300	.667
2012	Miami	.200	64	175	12	35	48	7	0	2	12	5	0	15-2	64	0	0	0	2	.263	.274
	Miami	.161	32	93	9	15	27	4	1	2	12	0	3	7-1	24	0	0	0	2	.214	.290
2013	Jacksonville	.294	5	17	2	5	6	1	0	0	2	0	1	2-0	6	0	0	0	0	.350	.353
	New Orleans	.000	4	10	0	0	0	0	0	0	0	0	0	0-0	2	0	0	0	0	.000	.000
2014	Miami—6	.238	41	126	12	30	42	4	1	2	15	1	0	4-0	36	0	0	1	1	.267	.333
	Arizona—7, 8	.215	60	186	13	40	60	10	2	2	11	1	0	14-1	61	1	0	2	6	.277	.323
2015	Arizona—9, 10	.200	69	195	15	39	53	9	1	1	20	1	2	20-1	66	0	0	0	7	.272	.272
	MAJOR TOTALS	.198	836	2419	232	480	740	102	7	48	265	51	23	185-16	756	10	8	16	37	.258	.306
MINOR TOTALS		.276	698	2648	429	730	1175	190	21	71	380	15	34	243-7	521	26	15	27	42	.339	.444

* Led league # Tied for league lead



MATHIS CONTINUED

- 1- Selected by Anaheim in the supplemental 1st round (33rd overall) of the 2001 June draft.
- 2- On disabled list, April 20-June 16, 2010, with right wrist fracture...included rehab assignment with Salt Lake, June 4-16.
- 3- Acquired by Toronto from Los Angeles-AL in exchange for LHP Brad Mills on Dec. 3, 2011.
- 4- Acquired by Miami from Toronto, along with RHP Henderson Alvarez, RHP Anthony DeSclafani, INF Yunel Escobar, INF Adeiny Hechavarria, OF Jake Marisnick, and LHP Justin Nicolino in exchange for INF/OF Emilio Bonifacio, C John Buck, LHP Mark Buehrle, RHP Josh Johnson, INF Jose Reyes, and cash considerations on Nov. 19, 2012.
- 5- On disabled list, March 22-May 13, 2013, with broken collarbone...included rehab assignments with Jupiter, May 1-6, Jacksonville, May 7-10, and New Orleans, May 11-13.
- 6- On disabled list, April 13-June 5, 2015, with right ring finger fracture...included rehab assignments with New Orleans, May 24-29, and Jacksonville, May 30-June 4.
- 7- Signed by Arizona as a free agent on Dec. 5, 2016.
- 8- On disabled list, Aug. 22-Sept. 30, 2017, with right hand fracture.
- 9- On Paternity Leave List, June 10-12, 2018.
- 10- Signed by Texas as a free agent on Nov. 20, 2018.

POSTSEASON RECORD

SERIES	CLUB	AVG	G	AB	R	H	TB	2B	3B	HR	RBI	SH	SF	BB-I	SO	SB	CS	HP	GDP	OBP	SLG
2007 ALDS	LAA vs. BOS	.000	2	3	0	0	0	0	0	0	1	0	0	0-0	0	0	0	0	0	.000	.000
2008 ALDS	LAA vs. BOS	.500	1	2	0	1	1	0	0	0	0	0	0	0-0	1	0	0	0	0	.500	.500
2009 ALDS	LAA vs. BOS	.333	2	3	0	1	1	0	0	0	1	0	0	0-0	2	0	0	0	0	.333	.333
2009 ALCS	LAA vs. NYY	.583	5	12	2	7	12	5	0	1	1	0	0	0-0	2	0	0	0	0	.583	1.000
2017 NLWC	ARI vs. COL	.250	1	4	0	1	1	0	0	1	0	0	0	1-0	2	0	0	0	0	.400	.250
2017 NLDS	ARI vs. LAD	.200	2	5	1	1	4	0	0	1	1	0	0	0-0	1	0	0	0	0	.200	.800
WC TOTALS		.250	1	4	0	1	1	0	0	1	0	0	0	1-0	2	0	0	0	0	.400	.250
LDS TOTALS		.231	7	13	1	3	6	0	1	2	1	0	0-0	4	0	0	0	0	0	.231	.462
LCS TOTALS		.583	5	12	2	7	12	5	0	1	1	0	0-0	2	0	0	0	0	0	.583	1.000
POSTSEASON TOTALS		.379	13	29	3	11	19	5	0	1	4	1	0-0	8	0	0	0	0	0	.400	.655

CAREER FIELDING

C	PCT	G	PO	A	E	TC	DP
2005	1.000	3	4	0	0	4	0
2006	.970	20	92	6	3	101	1
2007	.991	57	383	42	4	429	2
2008	.981	94	624	57	*13	694	5
2009	.988	79	507	58	7	572	5
2010	.985	67	433	36	7	476	2
2011	.995	91	512	53	3	568	4
2012	.996	66	433	38	2	473	5
2013	.998	73	520	30	1	551	2
2014	.998	62	389	39	1	429	4
2015	.998	62	210	13	1	224	1
2016	.991	38	304	32	3	339	3
2017	.994	58	489	44	3	536	6
2018	.998	63	516	57	1	574	1
TOTALS	.992	801	5416	505	49	5970	41

C (ADV.)	CS	SB	ATT	CS%	CERA	PB
2005	0	0	0	-	0.00	0
2006	2	12	14	14.3	5.82	1
2007	8	40	48	16.7	3.89	5
2008	16	57	73	21.9	3.65	3
2009	17	52	69	24.6	3.99	6
2010	7	43	50	14.0	3.67	6
2011	12	48	60	20.0	3.25	6
2012	13	29	42	31.0	4.39	6
2013	13	30	43	30.2	3.15	5
2014	12	33	45	26.7	3.97	3
2015	2	11	13	15.4	4.72	0
2016	9	23	32	28.1	3.28	1
2017	10	19	29	34.5	3.51	4
2018	8	16	24	33.3	3.20	1
TOTALS	129	413	542	23.8	3.72	47

P	PCT	G	PO	A	E	TC	DP
2012	-	2	0	0	0	0	0
2018	-	1	0	0	0	0	0
TOTALS	-	3	0	0	0	0	0

2B	PCT	G	PO	A	E	TC	DP
2018	1.000	1	1	0	0	1	0

CAREER HIGHS

Hits: 4, 3x, last Sept. 13, 2012 vs. SEA
Runs: 3, 2x, last June 28, 2012 vs. LAA
Doubles: 2, 3x, last July 8, 2018 vs. SD
Triples: 1, 7x, last June 8, 2018 at COL
Home Runs: 1, 48x, last Sept. 19, 2018 vs. CHC
RBI: 6, July 23, 2008 vs. CLE
Walks: 3, June 3, 2008 at SEA
Stolen Bases: 2, July 17, 2009 at OAK
Hitting Streak: 13, April 5-June 22, 2010

GRAND SLAMS (3)


July 23, 2008 vs. CLE (Mastny)
 June 30, 2013 vs. SD (Walk-off) (Ross)
 June 14, 2016 at SD (Pomeranz)

GAME ENDING-HR (1)

June 30, 2013 vs. SD (GS) (Ross)



NOMAR MAZARA



OF #30

TWITTER + @NomarMzra26

L	L	BORN	April 26, 1995 in Santo Domingo, Dominican Republic
BATS	THROWS	RESIDES	Santo Domingo, Dominican Republic
6'4"	215	ACQUIRED	Signed as a non-drafted free agent on July 2, 2011
HEIGHT	WEIGHT	CONTRACT STATUS	Signed through 2019
23	OPENING DAY AGE	SERVICE TIME	3.000
		OPTIONS USED	0/3

CAREER: Though he turns 24 years old in April, Mazara is already a veteran of three full big league seasons, having hit at least .250 with 20 HR and 60 RBI in all three campaigns...has posted higher SLG and OPS figures in every ML season...in 2018, he joined Juan Gonzalez (1991-93) and Ruben Sierra (1987-89) as the only players in Texas history with 3 seasons of 20+ HR before their age-24 season (age as of 6/30)...Mazara also joins Pete Incaviglia (1986-87-88) and Mark Teixeira (2003-04-05) as the only players in Washington/Texas franchise history with 20+ HR in each of the first three seasons in which they appeared in the majors...COL's Trevor Story is the only other MLB batter to accomplish that feat over the last three years...was the majors' youngest player at age 20 when he was promoted to the majors in 2016 after just 3 G at Triple-A and has been the biggest run producer in the Texas lineup since his arrival (team-high 242 RBI)...was Texas' Minor League Player of the Year in 2015, splitting the season between Double-A and Triple-A...is in his 8th pro season after being signed as a non-drafted free agent in July 2011 at the age of 16.

2018: Despite time missed with a thumb injury that hampered him over the season's final 2 1/2 months, still matched career high with 20 HR and posted 2nd-best RBI (77) and 2B (25) totals of his brief career...Mazara is one of 21 MLB players (10 in A.L.) with 20+ HR, 25+ 2B, and 75+ RBI in each of the last 2 seasons.

DISABLED LIST: On the DL, 7/17-8/15 with right thumb sprain...was examined by hand specialist Dr. Thomas DiLiberti after the season, who determined that surgery was not necessary at that time...sustained the injury during the club's series in Baltimore prior to the All-Star break...had 6-G rehab assignment with Round Rock & Frisco, 8/9-15, going 6-for-20 (.300) with 2 RBI.

HOME RUNS / RBI: Hit 20 HR in 2018 to tie a career high, becoming the 1st player in ML history to hit exactly 20 HR in each of his 1st 3 ML seasons (baseball-reference.com)...joined Juan Gonzalez (1991-93) and Ruben Sierra (1987-89) as the only players in Texas history with 3 seasons of 20+ HR before their age-24 season (age as of 6/30)...he hit 7 HR off LHP in 2018, T2nd-most in the A.L. by a LHB and 5 more than his previous 2 seasons combined...hit home runs in a career-best 4 consecutive games, 5/1-4/18, longest streak by a Ranger since Mike Napoli went deep in 4 straight from 7/1-4/17...had 4 HR in 3 G from 8/31-9/2/18 vs. MIN, most by Ranger in 3-G series since Mike Napoli (4, 9/26-28/11 at LAA)...ended the campaign with 22-G HR drought, 2nd-longest of his career (27 G, 6/20-

7/22/16)...posted 1st career multi-HR game on 5/9/18 vs. DET, hitting a game-tying long ball in the 7th and 1st ML walk-off HR in the 10th...recorded 2nd career multi-homer effort on 9/2/18 vs. MIN.

In 2017, ranked T9th in the A.L. with a career-best and team-high 101 RBI...is one of just 5 Rangers with a 100-RBI season since since 2007, joining Adrian Beltre (3x), Josh Hamilton (3x), Michael Young (once), and Vladimir Guerrero (once)...posted career-high 6 RBI on 4/7/17 vs. OAK, part of his season-opening span in which he became just the 3rd player in Rangers history with 17+ RBI thru 14 team games, joining a pair of TEX teammates in 1998: Juan Gonzalez (18) and Lee Stevens (17).

BATTING: Batted .299/.360/.551/.911 (44-147) over 1st 39 G thru 5/11, but hit .207/.288/.396/.684 (23-111) over next 29 G from 5/12-6/13 to drop season average to .260...named Rangers Player of the Month for May, ranking among the A.L. leaders for the month in extra base hits (T5th, 18), runs (T6th, 20), RBI (T7th, 23), and SLG (10th, .622)...after missing 3 G due to illness and left wrist soreness, compiled a .305/.343/.358/.701 slash line in 23 G from 6/17-AS break prior to placement on the disabled list on 7/20...homed in 1st PA after returning from the DL on 8/16 vs. LAA, but batted .221/.277/.397/.674 over final 37 G to finish at .258, his lowest figure all year after 1st 5 G.

FIELDING: Has 3 of the top 4 OF start totals by Rangers since the start of 2016, making 130 in 2016, 129 in 2017, and 114 in 2018...only Ranger with as many OF starts in a season as Ian Desmond (155) in 2016...Mazara has led club in starts in RF in each of his 3 seasons...in 2018, had 126 starts overall in RF (113), DH (12), and LF (1) on 4/18 at TB)...his 7 outfield assists were 2nd-most on the club...his 22 career OF assists are most by a Ranger since 2016, T11th in the A.L. in that span.

POSTSEASON: Started Games 1 and 3 of 2016 ALDS vs. TOR, going 1-for-6...was 21 years, 163 days old on day of Game 1, the 2nd youngest Ranger at the time of postseason debut behind Jurickson Profar (19.228 in 2012 AL Wild Card vs. BAL).

2017: In his 1st full season, Mazara ranked among the club leaders in RBI (1st, 101), doubles (2nd, 30), hits (3rd, 142), walks (3rd, 55), and HR (T5th, 20)...had 141 starts in RF (86), LF (43), and DH (13)...made 7 starts as DH in September, when he was slowed by tightness in his left quad...career-high 8 OF assists, 2nd-most on the club (DeShields-9)...hit .298/.368/.482/.851 at

FRONT OFFICE

COACHES

MAZARA

2018 REVIEW

OPONENTS

RECORDS

DEVELOPMENT

MEDIA



MAZARA CONTINUED

Globe Life Park and .206/.276/.360/.636 on the road... was named A.L. Player of the Week for April 2-9...from 6/11-7/24, batted .137/.244/.308/.552 over 33 G, then hit .276/.332/.443/.775 over final 58 G...**2016:** Selected as the Rangers' Rookie of the Year and finished T5th in A.L. BBWAA Rookie of the Year voting...was named to ML Rookie All-Star Teams picked by *Baseball America*, *Topps*, and *Baseball Digest*...was the Rangers' 1st outfielder selected to *Topps* Rookie Team since David Murphy in 2008...was also selected as the A.L. Rookie of the Month for both April and May, joining NYY's Aaron Judge (2017), TB's Rocco Baldelli (2003), and SEA's Ichiro Suzuki (2001) as only players to win those honors in both April and May (1st awarded in 2001)... played in 3 games at Round Rock (AAA) to open the year before 4/10 recall by the Rangers with injury to Shin-Soo Choo and remained with club for duration of the season...T3rd on team in triples (3) and ranked 5th in hits (137), TB (216), HR (20), RBI (64), and runs (59)... T5th in the A.L. with 7 sac flies, matching team best... topped all A.L. rookies in hits, total bases, runs, homers (tied), and RBI and was 2nd in walks (38)...placed among Rangers all-time single-season rookie leaders in slugging (3rd, .419), hits (T3rd), homers (4th), batting average (5th, .266), OBP (6th, .320), at bats (6th, 516), RBI (T6th), and games (T8th, 145)...went 3-for-4 with a HR in ML debut on 4/10 at LAA...singled in 1st inning and homered in the 5th, both off Jered Weaver...tied the franchise record for hits in a ML debut, the 5th time and was the 8th Ranger to homer in his 1st ML game...at 20 years, 350 days of age, was the 9th youngest Ranger to hit 1st ML homer...his 20 HR tied NYY's Gary Sanchez for most among A.L. rookies, T4th among ML 1st year players...was the 4th rookie with a 20-HR season for Texas, joining Pete Incaviglia (30 in 1986), Mark Teixeira (26 in 2003) and Dave Hostetler (22 in 1982)... went 12-for-27 (.444) over his 1st 7 ML games through 4/16, hitting safely in 6 of those with 4 multi-hit contests...was the most hits ever for a Ranger in 1st 7 career games, 2nd-most in Washington/Texas history (Senators' Del Unser had 13 in 1968)...reached safely in 26 of his 1st 28 career games, the 1st Ranger ever to do that, the 1st ML player to reach safely in so many games to open his career since LAD's Yasiel Puig (also 26 of 28) in 2013...**2015:** Selected as Rangers Tom Grieve Minor League Player of the Year after combining to hit .296 (145-490) with 26 2B, 14 HR, and 69 RBI in 131 games for Frisco (AA) and Round Rock (AAA)...had 6th highest BA among all Texas qualifying minor leaguers...spent majority of season with the RoughRiders,

ranking 12th among Texas League qualifiers in batting (.284)...ranked 2nd on Frisco club in doubles (22), RBI (56), BB (47), and HR (tied-13)...ranked 2nd in the TL in outfield assists (13)...earned Texas League batter of week honors for 6/8-15...was selected a midseason Texas League All-Star...played in MLB All-Star Futures Game on 7/12 in CIN, going 2-for-3 for World squad...promoted to Round Rock on 8/18...ranked among PCL leaders in hits (T6th, 29) and average (11th, .358) following his promotion...played in all 8 games for Express in PCL postseason, batting .276 (8-29) with a HR, 2 RBI, and team-high 5 BB...**2014:** Had a .271 (131-483) average with 28 2B, 22 HR, and 89 RBI in 130 G between Hickory (Low-A) and Frisco...had the 2nd most RBI and 4th most HR among Rangers' minor leaguers...at age 19 was one of just 2 teenagers in the minor leagues to hit 20+ home runs, joining Hickory's Travis Demeritte... was named to *Baseball America's* Low Class A all-star team...was named the Rangers minor league player on the month for July, leading the South Atlantic League in HR (9) and BB (18)...was promoted to Frisco on 8/4 and finished the season as the youngest player in the Texas League... earned TL player of the week honors for 8/11-17...hit .294 (10-34) with a HR and 6 RBI in 15 games with Lacey in the Dominican Winter League...**2013:** Led Hickory in games (126) and was among the team leaders in doubles (2nd, 23) and RBI (3rd, 62) in 1st full professional season...led the Crawdads in games played (126)...tabbed the 15th-best prospect in the SAL by *Baseball America*...**2012:** Tied for 2nd in the Arizona League in walks (37) for Arizona Rangers (Rookie)...batted .306 over season's final 29 games... compiled a 31-game on-base streak from 7/2-8/10, season's longest in the AZL...**2011:** Did not see official action after signing 1st professional contract on 7/2.

COMMUNITY: Participated with Rangers Foundation in distributing over 100 Thanksgiving dinners to families in West Dallas...also took part in 2019 Winter Caravan and Fan Fest.

PERSONAL/AMATEUR: Nomar Shamir (Jiminian) Mazara...participated in the Rangers' 2019 winter mini-camp and Fan Fest...was a member of the 2010 Dominican Republic squad that won the Junior Division (14-15) championship in the RBI World Series in Jupiter, FL, along with current Ranger Ronald Guzmán...father is a retired general in the Dominican Navy...signed by Rodolfo Rosario and Mike Daly.



MAZARA CONTINUED

FRONT OFFICE

COACHES

MAZARA

2018 REVIEW

OPPONENTS

RECORDS

DEVELOPMENT

MEDIA

CAREER RECORD

YEAR	CLUB	AVG	G	AB	R	H	TB	2B	3B	HR	RBI	SH	SF	BB-I	SO	SB	CS	HP	GDP	OBP	SLG
2012	AZL Rangers—1	.264	#54	201	40	53	90	13	3	6	39	0	2	37-0	70	5	2	3	5	.383	.448
2013	Hickory	.236	126	453	48	107	173	23	2	13	62	0	3	44-0	131	1	2	6	6	.310	.382
2014	Hickory	.264	106	398	68	105	187	21	2	19	73	0	3	57-2	99	4	3	3	9	.358	.470
	Frisco	.306	24	85	10	26	44	7	1	3	16	0	1	9-0	22	0	0	2	3	.381	.518
2015	Frisco	.284	111	409	57	116	181	22	2	13	56	0	9	47-0	92	2	0	5	10	.357	.443
	Round Rock	.358	20	81	11	29	36	4	0	1	13	0	0	5-1	10	0	0	2	1	.409	.444
2016	Round Rock	.500	3	12	4	6	9	0	0	1	4	0	0	1-0	1	0	0	0	1	.538	.750
	Texas	.266	145	516	59	137	216	13	3	20	64	0	7	39-1	112	0	2	6	12	.320	.419
2017	Texas	.253	148	554	64	140	234	30	2	20	101	0	3	55-6	127	2	4	12	.323	.422	
2018	Texas—2	.258	128	489	61	124	213	25	1	20	77	0	3	40-2	116	1	0	4	13	.317	.436
	Round Rock	.417	4	12	1	5	5	0	0	2	0	0	0	0-0	2	0	0	0	0	.417	.417
	Frisco	.125	2	8	0	1	1	0	0	0	0	0	0	0-0	4	0	0	0	0	.125	.125
	MAJOR TOTALS	.258	421	1559	184	403	663	68	6	60	242	0	13	134-9	355	3	4	14	37	.320	.425
	MINOR TOTALS	.270	450	1659	239	448	726	90	10	56	265	0	18	200-3	431	12	7	21	35	.352	.438

* Led league # Tied for league lead

- 1- Signed by Texas as a non-drafted free agent on July 2, 2011...signed by Rodolfo Rosario and Mike Daly.
- 2- On disabled list, July 17-Aug. 15, 2018, with right thumb sprain...included rehab assignments with Round Rock, Aug. 9-13, and Frisco, Aug. 14-15.

POSTSEASON RECORD

SERIES	CLUB	AVG	G	AB	R	H	TB	2B	3B	HR	RBI	SH	SF	BB-I	SO	SB	CS	HP	GDP	OBP	SLG
2016 ALDS	TEX vs. TOR	.167	2	6	1	1	1	0	0	0	0	0	0	0-0	3	0	0	0	0	.167	.167

CAREER FIELDING

OF	PCT	G	PO	A	E	TC	DP
2016	.994	143	300	7	2	309	2
2017	.976	131	232	8	6	246	0
2018	.991	115	216	7	2	225	0
TOTALS	.987	389	748	22	10	780	2

MULTI-HR GAMES (2)

May 9, 2018 vs. DET
Sept. 2, 2018 vs. MIN

GRAND SLAMS (1)

April 7, 2017 vs. OAK (Alcantara)

GAME-ENDING HR (1)

May 9, 2018 vs. DET (Saupold)

CAREER HIGHS

Hits: 4, 2x, last June 6, 2017 vs. NYM
Runs: 3, July 7, 2017 vs. LAA
Doubles: 3, July 28, 2017 vs. BAL
Triples: 1, 6x, last May 17, 2018 at CWS
Home Runs: 2, 2x, last Sept. 2, 2018 vs. MIN
RBI: 6, April 7, 2017 vs. OAK
Walks: 3, 2x, last July 8, 2018 at DET
Stolen Bases: 1, 3x, last May 25, 2018 vs. KC
Hitting Streak: 11, May 9-23, 2017

POSITION PLAYERS TO PITCH FOR TEXAS (14 PLAYERS)

DATE/OPP.	PLAYER	LINE
8/31/88 vs. MIN	Jeff Kunkel	1.0 IP, 1 SO, 3 BF, GF (TEX lost 10-1)
5/20/89 vs. MIN	Jeff Kunkel	1.2 IP, 4 H, 4 R-ER, 3 BB, 1 HR, 12 BF, GF (TEX lost 19-3)
5/29/93 at BOS	Jose Canseco	1.0 IP, 2 H, 3 R-ER, 3 BB, 8 BF, GF (TEX lost 15-1)
9/6/00 at CWS	Scott Sheldon	0.1 IP, 1 SO, 1 BF (TEX lost 13-1)
6/4/12 at OAK	Craig Gentry	1.0 IP, 3 H, 2 R-ER, 1 BB, 7 BF, GF (TEX lost 12-1)
6/4/13 at BOS	David Murphy	1.0 IP, 1 H, 1 SO, 4 BF, GF (TEX lost, 17-5)
5/6/14 at COL	Mitch Moreland	1.0 IP, 3 BF, 3 BF, GF (TEX lost, 12-1)
7/10/14 vs. LAA	Chris Gimenez	1.0 IP, 1 SO, 3 BF, GF (TEX lost, 15-6)
8/13/14 vs. TB	J.P. Arencibia	1.0 IP, 1 H, 4 BF, GF (TEX lost, 10-1)
6/26/15 at TOR	Adam Rosales	1.0 IP, 1 H, 1 R-ER, 1 HR, 4 BF, GF (TEX lost, 12-2)
7/28/15 vs. NYY	Adam Rosales	1.0 IP, 1 H, 2 R-1 ER, 1 BB, 1 SO, 1 HR, 6 BF, GF (TEX lost 21-5)
7/2/16 at MIN	Bryan Holaday	1.1 IP, 4 BF, GF (TEX lost, 17-5)
7/7/16 vs. MIN	Jared Hoying	1.0 IP, 1 H, 1 R-ER, 1 HR, 4 BF, GF (TEX lost 10-1)
7/26/17 vs. MIA	Brett Nicholas	1.0 IP, 5 H, 4 R-ER, 8 BF, GF (TEX lost 22-10)
7/23/18 vs. OAK	Carlos Tocci	0.2 IP, 2 BF (TEX lost, 15-3)
7/23/18 vs. OAK	Ryan Rua	1.0 IP, 1 SO, 3 BF (TEX lost, 15-3)





ZACH McALLISTER

R	R	BORN	• Dec. 8, 1987 in Peoria, IL
BATS	THROWS	RESIDES	• Peoria, IL
6'6"	240^{lb}	ACQUIRED	• Signed as a free agent on Jan. 22, 2019
HEIGHT	WEIGHT	CONTRACT STATUS	• Signed through 2019
31	31	SERVICE TIME	• 6.049
OPENING DAY AGE	OPENING DAY AGE	OPTIONS USED	• 3/3

CAREER: The 31-year-old McAllister signed a one-year free agent contract on 1/22/19...split 2018 between the CLE, DET, and LAD organizations, appearing in 44 games at the Major League level...had been in the Indians organization since 2010, 1st as a starter and for the last 4 seasons as a valuable member of the Tribe's bullpen...was 9-8 with a 2.99 ERA (61 ER/183.1 IP) and one save over 164 games/3 starts with CLE from 2015-17...was acquired by CLE from NYY on 8/20/10 and made ML debut with the Indians in 2011...was a 3rd round selection by the Yankees in the 2006 MLB Draft out of Illinois Valley Central High School in Chillicothe, IL.

CLEVELAND CAREER: Was 11-9, 3.12 (80 ER/231.0 IP) in 209 relief appearances and 18-26, 4.56 (181 ER/357.1 IP) in 68 career starts with the Indians...is 28th in CLE history with 277 games pitched...has the 13th lowest relief ERA by an Indian with 200.0 or more IP...has made 135 ML appearances since last spot start on 9/28/16 at DET.

2018: Posted a career high 6.20 ERA (31 ER/45.0 IP) in 44 G with the Indians and Tigers...tied for the 6th highest ERA in the A.L. (45.0 or more IP)...also had a MLB high 1.49 WHIP but walked a career low 2.0 batters per 9.0 IP...opponents hit .310, .269 (28-104) vs. RHB and .363 (29-80) vs. LHB.

Made 41 appearances out of the CLE bullpen, issuing runs 17 times and allowing 6 of 18 inherited runners to score...had 4 holds...had a 9.00 ERA (12 ER/12.0 IP) over the season's 1st 14 appearances before posting a 3.34 mark (11 ER/29.2 IP) in his last 27 games with the Tribe...earned lone victory on 7/20 at TEX...did not allow a run in final 5 outings (5.1 IP) with CLE...was designated for assignment on 8/3 and released on 8/7...signed a Major League contract with DET on 8/10 and issued 8 runs in 3.1 innings in 3 games...was DFA by the Tigers on 8/19 and became a free agent on 8/21 after refusing an outright assignment...signed a minor league contract with the LAD on 8/27 and permitted runs in 3 of his 5 G at Oklahoma City (AAA)...had a blown save and loss on 8/31 at Colorado Springs and a win on 9/3 at the same park.

2017: Ranked 4th on the Indians staff in relief innings (62.0) and was 6th in total appearances (50)...posted A.L.'s 15th lowest relief ERA at 2.61...was 14th in A.L. with 10 bullpen outings of at least 2.0 IP...did not allow a run in 39 of 50 games...held opposing RHB to a .189 (24-127) average...posted a 2.15 ERA 9 ER/37.2 IP) in final 32 games beginning 6/7 with a 0.71 mark (1 ER/12.2 IP) in 9 July outings...ended the regular season with 7.1 scoreless frames in 7 appearances...was not on CLE's ALDS roster vs. NYY...**2016:** Tied for 4th on CLE staff with 53 appearances...was limited in spring training due to illness before opening the season with 8 scoreless appearances (7.1 IP)...had a 7.45

ERA in next 22 games before going on the DL on 7/7 with right hip discomfort...was activated on 7/28 and recorded a 1.40 ERA in 23 outings the remainder of year...had 0.82 ERA (2 ER/22.0 IP) in final 20 G beginning 8/5...allowed 3 ER in 3.0 IP in 3 games during the postseason...**2015:** Tied for 2nd on the CLE staff in holds (12) and was 3rd in appearances (61), both career bests...among A.L. relievers ranked T8th in strikeouts (79) and T15th in ERA (2.49)...began season in rotation and lost only start in the home opener on 4/10 vs. DET (5 R-ER/13 H/4.0 IP)...spent the rest of the year in the bullpen...earned 1st Major League save on 7/19 at CIN...Worked career-high 3.2 IP in relief on 4/14 vs. CWS...**2014:** Was 3-7, 5.67 in 15 starts and 1-0, 2.77 in 7 relief appearances over 4 stints with CLE...opened the year in the rotation, going 3-4, 5.89 in 10 starts before going on the DL on 5/22 with back inflammation...was activated on 6/18 and optioned to Columbus (AAA) the next day...was also with the Indians from 7/12-15, 7/19 (26th man in DH), 7/26-8/1, and 8/31-rest of season...had a 2.84 ERA in 8 games/1 start in September...had a career-long 7-game losing streak, 4/26-9/15...was 7-1 in 12 minor league starts...**2013:** Set career highs for wins (9), starts (24), and innings (134.1)...went at least 5.0 IP in 19 of his 24 outings...was on the 15-day D.L., 6/3-7/22 with sprained right middle finger...held opponents to 3-or-fewer earned runs while completing at least 5.0 IP in 12 consecutive starts, 9/24/12-5/28/13, longest such stretch by CLE starter since Buddy Black (16 GS in 1989-90)...**2012:** Finished among A.L. rookie pitching leaders in strikeouts (6th, 110), innings (8th, 125.1) and starts (T7th, 22) over 3 stints with the Tribe, 5/7 (26th man in DH), 5/12-25, and 6/28-end of season...earned 1st Major League win on 5/7 vs. CWS...**2011:** Placed among the International League leaders in complete games (T1st, 3), wins (T3rd, 12), innings (4th, 154.2), ERA (7th, 3.32), and strikeouts (7th, 128) at Columbus...led CLE minor leaguers in wins, was 4th in strikeouts, and had 5th lowest ERA...won his 1st 7 decisions...was selected to play in AAA All-Star Game...was recalled by CLE on 7/7 and had ND in start that night vs. TOR in ML debut (2 ER/4.0 IP) before returning to Columbus...was promoted to make another spot start, a loss vs. SEA on 8/23 and then joined Tribe on 9/20 for 2 more starts...**2010:** Combined to go 9-12, 5.29 in 27 starts with Scranton/Wilkes-Barre (AAA) and Columbus...was 9th in International League in innings (149.2)...was a non-roster invitee to NYY's Major League spring training camp...began season in SWB rotation before trade to CLE on 8/20 to complete the 7/30 trade that sent OF Austin Kearns to NYY...entered the 2010 season ranked by *Baseball America* as the 5th-best prospect in the Yankees organization...**2009:** Posted the Eastern League's lowest ERA (2.23) at Trenton (AA)...was named Yankees Minor League Pitcher of the Year...was selected to EL's Midseason All-Star team...was on DL from 7/16-8/8 with right shoulder inflammation...**2008:** Combined to go 14-9, 2.09



McALLISTER CONTINUED

FRONT OFFICE

COACHES

McALLISTER

2018 REVIEW

OPPONENTS

RECORDS

DEVELOPMENT

MEDIA

in 25 games/24 starts with Charleston (Low-A) and Tampa (High-A)...had lowest ERA and tied for most wins among Yankees' minor leaguers and ranked 7th among all full-season minor leaguers in ERA...**2007**: Was 1st on staff in starts (15), innings (71.1) and strikeouts (75) at Staten Island (Short Season-A)...**2006**: Tied for team lead in wins (5) at Gulf Coast Yankees (Rookie) in 1st pro season.

AMATEUR BACKGROUND: Went 12-1 with a 1.04 ERA and 116 strikeouts as a senior at Illinois Valley Central High School in Chillicothe, IL (graduated '06)...also hit .486 with 13 2B, 6 HR and 38 RBI...earned 1st-team All-State honors from Illinois Prep Baseball Report, Chicago Tribune and Illinois High School Baseball Coaches Association and was

the Gatorade Illinois baseball player of the year in 2006... also starred on basketball team, earning 1st team all-area selection as a senior...also played soccer and football in HS.

PERSONAL: Zachary Taylor McAllister...single...his father, Steve McAllister, is a longtime professional scout who is currently the Midwest Amateur Scouting Supervisor for ARI...Steve was inducted into the Professional Baseball Scouts Hall of Fame in 2017....participated in Texas Rangers 2019 Fan Fest...since 2017 has hosted the Zach McAllister Baseball Camp in January in Peoria, IL to benefit Advocates for Access program...favorite pro team growing up was the Chicago Bears and favorite pro athlete was Roger Clemens.

CAREER RECORD

YEAR	CLUB	W-L	ERA	G	GS	CG	SHO	SV	IP	H	R	ER	HR	HB	BB-I	SO	WP	BK	AVG
2006	GCL Yankees—1	5-2	3.09	11	1	0	0	0	35.0	35	14	12	1	1	12-1	28	3	0	.259
2007	Staten Island	4-6	5.17	16	15	0	0	0	71.1	80	42	41	3	2	28-2	75	2	0	.286
2008	Charleston	6-3	2.45	10	10	0	0	0	62.1	59	28	17	3	2	8-0	53	3	0	.245
	Tampa	8-6	1.83	15	14	1	1	1	88.2	74	24	18	6	4	13-1	62	2	0	.225
2009	Trenton	7-5	*2.23	22	22	0	0	0	121.0	98	39	30	4	7	33-0	96	0	1	.220
2010	Scranton/Wilkes-Barre	8-10	5.09	24	24	1	0	0	132.2	165	82	75	20	6	38-0	88	7	0	.308
	Columbus—2	1-2	6.88	3	3	0	0	0	17.0	20	13	13	1	1	7-0	11	0	0	.303
2011	Columbus	12-3	3.32	25	25	#3	1	0	154.2	155	61	57	11	6	31-0	128	1	0	.261
	Cleveland	0-1	6.11	4	4	0	0	0	17.2	26	16	12	1	0	7-1	14	0	0	.338
2012	Columbus	5-2	2.98	11	11	0	0	0	63.1	59	27	21	5	2	19-0	52	3	0	.251
	Cleveland—3	6-8	4.24	22	22	0	0	0	125.1	133	78	59	19	1	38-0	110	0	2	.268
2013	Cleveland—3	9-9	3.75	24	24	0	0	0	134.1	134	65	56	13	6	49-2	101	7	1	.257
	Akron	0-0	5.40	1	1	0	0	0	3.1	4	2	2	0	0	1-0	5	0	0	.286
	Columbus	1-0	0.00	1	1	0	0	0	6.0	2	0	0	0	0	2-0	2	0	0	.111
2014	Cleveland—4	4-7	5.23	22	15	0	0	0	86.0	96	54	50	7	0	28-1	74	3	0	.280
	Lake County	0-0	6.23	1	1	0	0	0	4.1	9	3	3	0	0	1-0	4	0	0	.429
	Columbus	7-1	2.09	11	11	0	0	0	69.0	57	19	16	3	1	14-0	59	1	0	.224
2015	Cleveland	4-4	3.00	61	1	0	0	1	69.0	70	28	23	7	3	23-4	84	3	0	.258
2016	Cleveland—5	3-2	3.44	53	2	0	0	0	52.1	53	21	20	6	2	23-2	54	3	0	.256
	Columbus	0-0	4.50	2	0	0	0	0	2.0	3	1	1	0	0	0-0	1	0	0	.333
	Akron	0-0	0.00	2	0	0	0	0	2.0	1	0	0	0	0	0-0	2	0	0	.143
2017	Cleveland	2-2	2.61	50	0	0	0	0	62.0	53	18	18	8	1	21-0	66	3	0	.235
2018	Cleveland—6	1-2	4.97	41	0	0	0	0	41.2	47	25	23	7	1	10-1	34	2	0	.285
	Detroit—7	0-0	21.60	3	0	0	0	0	3.1	10	8	8	1	0	0-0	5	1	0	.526
	Oklahoma City—8, 9	1-1	9.00	5	0	0	0	0	6.0	6	6	6	0	1	2-0	9	1	0	.261
MAJOR TOTALS		29-35	4.09	280	68	0	0	1	591.2	622	313	269	69	14	199-11	542	22	3	.267
MINOR TOTALS		65-41	3.35	160	139	5	2	1	838.2	827	361	312	57	33	209-4	675	23	1	.258

* Led League # Tied for league lead

- Selected by New York—AL in the 3rd round of the 2006 June draft...signed on June 16, 2006.
- Acquired by Cleveland from New York—AL as the player to be named later on Aug. 20, 2010, completing the July 30 trade that sent OF Austin Kearns to the Yankees.
- On disabled list, June 3-July 22, 2013, with sprained right middle finger...included rehab assignments with Akron, July 13, and Columbus, July 18.
- On disabled list, May 22-June 17, 2014, with back inflammation...included rehab assignments with Lake County, June 5, and Columbus, June 10-17.
- On disabled list, July 7-27, 2016, with right hip discomfort...included rehab assignments with Columbus, July 18-21, and Akron, July 25-28.
- Released by Cleveland on Aug. 7, 2018.
- Signed by Detroit as a free agent on Aug. 10, 2018...granted free agency on Aug. 21.
- Signed by Los Angeles—NL as a minor league free agent on Aug. 27, 2018.
- Signed by Texas as a free agent on Jan. 22, 2019.

POSTSEASON RECORD

SERIES	CLUB	W-L	ERA	G	GS	CG	SHO	SV	IP	H	R	ER	HR	HB	BB-I	SO	WP	BK	AVG
2016 ALCS	CLE vs. TOR	0-0	9.00	1	0	0	0	0	1.0	1	1	1	0	0	0-0	0	0	0	.250
2016 WS	CLE vs. CHC	0-0	9.00	2	0	0	0	0	2.0	3	2	2	0	0	1-0	2	0	0	.333
POSTSEASON TOTALS		0-0	9.00	3	0	0	0	0	3.0	4	3	3	0	0	1-0	2	0	0	.308


CAREER FIELDING

P	PCT	G	PO	A	E	TC	DP
Totals	.877	280	34	30	9	73	2

CAREER HIGHS

- Innings: 8.0, Aug. 11, 2012 vs. BOS
- Relief Innings: 3.2, April 14, 2015 vs. CWS
- Strikeouts: 8, 4x, last May 5, 2014 vs. MIN
- Walks: 5, 2x, last April 24, 2013 at CWS
- Winning Streak: 5, Sept. 15, 2013-April 21, 2014
- Losing Streak: 7, April 26-Sept. 15, 2014





YOHANDER MÉNDEZ

L	L	BORN	+ Jan. 17, 1995 in Valencia, Venezuela
BATS	THROWS	RESIDES	+ Valencia, Venezuela
6'5"	200^{lb}	ACQUIRED	+ Signed as a non-drafted free agent on July 2, 2011
HEIGHT	WEIGHT	CONTRACT STATUS	+ Signed through 2019
24	OPENING DAY AGE	SERVICE TIME	+ 0.103
		OPTIONS USED	+ 3/4

LHP #65

TWITTER + @yohander47

CAREER: The 24-year-old left-hander has appeared with the Rangers in each of the last 3 seasons, but saw his heaviest workload to date in 2018, including his 1st 5 ML starts...made 4 starts for the club in September and enters 2019 seeking a spot in the rotation...has exhausted his prospect eligibility, but was considered one of the club's top 5 prospects in both 2017 and 2018...climbed through the top three levels of the Texas farm system to make his major league debut in 2016... will be in major league spring training camp for a 4th straight year...over his first 7 minor league seasons, Mendez has produced a 3.29 ERA and 1.165 WHIP over 552.2 innings, averaging 8.4 strikeouts per 9 innings... the 6-foot-5 Venezuela native originally signed with the Rangers on 7/2/11.

2018: Tossed a career-best 150.0 innings between the majors and minors, including a career-high 27.2 innings at the Major League level...opened the season at Triple-A for the 1st time in his career and had a pair of stints with the Rangers prior to the All-Star break... following an option to the minors on 6/19, he climbed 3 levels of the Texas farms system to return to the Rangers in September.

TEXAS: Had 3 stints with Texas: 5/3-12, 6/15-18, and 9/2-end of season...had 6 games/4 starts after his Sept. promotion, going 2-1, 4.13 (11 ER/24.0 IP)...his 2 wins came in scoreless outings on 9/2 vs. MIN (6.0 IP in start) and 9/14 at SD (5.0 IP in relief), the latter being a game in which Texas used an 'opener'...the victory against the Twins was his 1st ML win...joined Ariel Jurado (3) and Mike Minor (2) as the only Rangers with multiple wins in Sept...was scratched from scheduled start for TEX on 6/20 at KC and optioned to minors on 6/19.

MINORS: Went 2-10, 4.71 (64 ER/122.1 IP) in 23 G/GS with the club's top 3 affiliates...after he was optioned to the minors on 6/19, combined to go 2-4, 4.31 (34 ER/71.0 IP) in 13 G/GS with Down East (A+), Frisco (AA), and Round Rock (AAA)...joined Down East on 6/25 and made 5 starts for the club before a promotion to Frisco on 7/16...was promoted back to Round Rock on 8/22 after 6 starts for the RoughRiders.

2017: Went 0-1, 5.11 (7 ER/12.1 IP) in 7 relief outings for the Rangers after he was recalled from Frisco (AA) on 9/4...allowed runs in 4 of 7 outings for Texas...2nd straight year as a September call-up...1st ML loss, 9/15 at LAA (BB to only BF), 1st Ranger to take loss when walking only BF since Juan Alvarez on 7/28/02 vs. OAK...spent balance of season at Frisco, his 1st

extended action at the Double-A level...finished 7-8, 3.79 (58 ER/137.2 IP) in 24 G/GS...had 1.140 WHIP and averaged 8.1 SO/9, as opponents batted just .228 (114-499)...established career highs for starts, innings, and strikeouts (124), also posted career highs in HR (23) and HR/9 (1.5)...led the RoughRiders in strikeouts and was 3rd in innings...went 2-2, 3.12 (15 ER/43.1 IP) in 1st 7 starts through 5/12, then 5-6, 4.10 (43 ER/94.1 IP) in final 17 outings...pitched season-high 7.0 innings on 6 occasions, allowing one-or-zero runs in each contest, going 4-0 in those games...totaled 9 quality starts, with high game score of 78 coming both 4/25 at San Antonio (7.0 IP, 1 H, 1 R-0 ER) and 6/20 vs. Midland (7.0 IP, 3 H, 0 R)...permitted multiple HR 5 times, this after just one previous instance as a pro, including career-high 4 HR allowed on 4/30 at Corpus Christi...**2016:** Recalled from Round Rock (AAA) on 9/2 near end of minor league season, he made 2 relief appearances for Texas to finish the year...made ML debut on 9/5 at SEA (1.0 IP, 4 H, 5 R-ER), and also pitched on 9/17 vs. OAK (2.0 IP, 1 H, 1 R-ER)...at 21 years, 232 days old, was youngest Rangers pitcher to make ML debut since Martin Perez (21.084 on 6/27/12 vs. DET)...combined to go 12-3 with a 2.19 ERA (27 ER/111.0 IP) over 24 G/21 GS with High Desert (High-A), Frisco (AA), and Round Rock, career bests in most categories, including wins and WHIP (1.018)... opened season with 7 starts at High Desert, and his 2.45 ERA ranked 6th in Cal League through his final outing there as opponents hit .176 overall...promoted to Frisco on 5/20, and had 2 stints there: 5/20-7/4, 7/11-8/2... earned win in Double-A debut on 5/21 vs. San Antonio (5.0 IP, 3 R-ER)...posted 5.0 SHO IP to win AAA debut, a spot start on 7/5 at New Orleans...had 22.1 scoreless innings over 1st 5 Triple-A outings, and permitted runs in just one of 7 games for the Express...had 0.57 ERA (2 ER/31.1 IP) and .119 opp. avg. in the PCL, including .074 (2-27) by left-handed batters...**2015:** Spent the season with Hickory (A), going 3-3 with 3 saves and a 2.44 ERA (18 ER/66.1 IP) in 21 games/8 starts...had a 1.085 WHIP and averaged career-high 10.0 strikeouts per 9 innings... only HR allowed all year came in his final 2 outings, 8/23 at Greensboro and 9/1 at Delmarva...club's minor league reliever of the month for May, when he posted 16.2 scoreless innings over 8 relief outings in his 1st action of the season...was scoreless in 1st 11 G/one start overall spanning 24.1 innings, 1st runs allowed in start on 6/28 vs. Lakewood...selected for league All-Star Game on 6/23 in Asheville, allowing an unearned run in 0.2 IP to finish win for the North squad...started twice in Hickory's 6-game run to the South Atlantic League championship, going 1-1, 2.70 (3 ER/10.0 IP) with 2 BB and 13 SO...went 0-1, 2.25 (3 ER/12.0 IP) in 4 G/GS for Magallanes in Dominican Winter League...**2014:**



MÉNDEZ CONTINUED

FRONT OFFICE

COACHES

MÉNDEZ

2018 REVIEW

OPONENTS

RECORDS

DEVELOPMENT

MEDIA

Limited to 10 G/9 GS with Hickory and AZL Rangers due to a nearly 4-month stay on the disabled list with left shoulder strain...combined to go 3-1, 2.70 (11 ER/36.2 IP) in 10 G/9 GS, career bests in WHIP (1.036) and SO/BB (8.75)...chosen as the SAL Pitcher of the Week for 4/14-20 after 6.0 scoreless innings and 10 strikeouts on 4/18 at Asheville...on Hickory DL, 4/24-8/21...made 3 rehab appearances with the AZL Rangers from 8/8-15...**2013:** Limited to 8 starts with Spokane, spending the final month of the season on the disabled list...highest WHIP (1.440) in any pro season...was placed on disabled list 7/31 for remainder of the year with a

left elbow sprain...**2012:** Spent 1st professional season with DSL Rangers...tied for the team lead in starts, while recording the 3rd-lowest ERA on the staff...career-low 1.99 ERA, and allowed just one HR in 45.1 IP...**2011:** Did not see official action after signing 1st professional contract on July 2.

PERSONAL: Yohander Manuel (Ortega) Mendez... favorite vacation spot is Virgin Islands and favorite player growing up was Endy Chavez...also played basketball in his youth...signed by Rafic Saab, Pedro Avila, and Mike Daly.

CAREER RECORD

YEAR	CLUB	W-L	ERA	G	GS	CG	SHO	SV	IP	H	R	ER	HR	HB	BB-I	SO	WP	BK	AVG
2012	DSL Rangers—1	2-1	1.99	14	13	0	0	0	45.1	36	13	10	1	3	13-0	35	4	1	.226
2013	Spokane	1-2	3.78	8	8	0	0	0	33.1	31	18	14	4	3	17-0	23	1	0	.240
2014	Hickory	3-0	2.32	7	6	0	0	0	31.0	26	9	8	4	0	2-0	28	4	1	.232
	AZL Rangers	0-1	4.76	3	3	0	0	0	5.2	8	4	3	0	0	2-0	7	1	1	.320
2015	Hickory	3-3	2.44	21	8	0	0	3	66.1	57	20	18	2	2	15-0	74	6	1	.230
2016	High Desert	4-1	2.45	7	7	0	0	0	33.0	21	9	9	2	0	11-0	45	1	0	.176
	Frisco	4-1	3.09	10	10	0	0	0	46.2	39	18	16	2	4	14-0	46	5	0	.228
	Round Rock	4-1	0.57	7	4	0	0	0	31.1	12	2	2	0	1	16-0	22	2	0	.119
	Texas	0-0	18.00	2	0	0	0	0	3.0	5	6	6	0	0	2-0	0	0	0	.333
2017	Frisco	7-8	3.79	24	24	1	#1	0	137.2	114	60	58	*23	10	43-0	124	2	2	.228
	Texas	0-1	5.11	7	0	0	0	0	12.1	13	9	7	3	1	3-0	7	0	0	.271
2018	Round Rock	0-7	5.25	12	12	0	0	0	58.1	65	39	34	13	2	24-0	50	1	5	.286
	Texas	2-2	5.53	8	5	0	0	0	27.2	28	18	17	4	0	15-0	18	0	0	.264
	Down East	1-2	3.48	5	5	0	0	0	31.0	29	15	12	3	2	6-0	27	0	0	.254
	Frisco	1-1	4.91	6	6	0	0	0	33.0	33	19	18	6	1	10-0	32	3	1	.262
MAJOR TOTALS		2-3	6.28	17	5	0	0	0	43.0	46	33	30	7	1	20-0	25	0	0	.272
MINOR TOTALS		30-28	3.29	124	106	1	1	3	552.2	471	226	202	60	28	173-0	513	30	12	.232

* Led league # Tied for league lead

1- Signed by Texas as a non-drafted free agent on July 2, 2011...signed by Rafic Saab, Pedro Avila, and Mike Daly.


CAREER FIELDING

P	PCT	G	PO	A	E	TC	DP
Totals	.889	17	2	6	1	9	1

CAREER HIGHS

Innings: 6.0, Sept. 2, 2018 vs. MIN
Relief Innings: 5.0, Sept. 14, 2018 at SD
Strikeouts: 5, Sept. 14, 2018 at SD
Walks: 4, Sept. 26, 2018 at LAA
Winning Streak: 2, Sept. 2-14, 2018
Losing Streak: 1, 3x, last Sept. 19, 2018 vs. TB





SHELBY MILLER

R	R	BORN	• Oct. 10, 1990 in Houston, TX
BATS	THROWS	RESIDES	• Phoenix, AZ
6'3"	225^{lb}	ACQUIRED	• Signed as a free agent on Jan. 9, 2019
HEIGHT	WEIGHT	CONTRACT STATUS	• Signed through 2019
28	OPENING DAY AGE	SERVICE TIME	• 5.166
		OPTIONS USED	• 1/3

RHP #19

TWITTER @ ShelbyMiller19

CAREER: The Rangers signed the 28-year-old Miller to a one-year contract on 1/9/19...is expected to be fully healthy for the start of spring training after being limited to 9 games/8 starts in the majors over the past 2 seasons with ARI... spent two stints on the 60-day DL in 2018 after undergoing "Tommy John" ligament replacement surgery on 5/10/17... had spent the last 3 seasons with the Diamondbacks... was selected to the National League All-Star team while setting career highs with 33 starts, 205.1 innings, and 171 strikeouts in lone season with ATL in 2015...was a 1st round (19th overall) pick for STL in the 2009 MLB Draft and won 15 games for the Cardinals as a 22-year-old in 2013, part of a span in which he pitched for St. Louis in the postseason for 3 straight years (2012-14)...has held right-handed batters to a slash line of .231/.296/.354/.650 in the Majors...is a native of Brownwood, TX...has never pitched in Arlington in his big league career, as his only outing in the state came in 1st MLB season with STL on 9/26/12 at HOU's Minute Maid Park.

2018: Opened the year on ARI's 60-day disabled list while continuing his rehab from ligament reconstruction surgery on his right elbow...made 4 minor league rehab starts between 5/29 and 6/17 for Low-A Visalia (1 R-ER/11.2 IP) and Double-A Jackson (9 ER/7.2 IP)...worked 6.2 scoreless innings with 10 strikeouts in final outing for Visalia on 6/16 at San Jose...was activated by the Diamondbacks on 6/25 and issued 5 R-ER in 3.2 IP in a loss at MIA...was his 1st ML game/start since 4/23/17 vs. LAD...lost all 4 starts with a 11.40 ERA (21 R-19 ER/15.0 IP) before going back on DL on 7/12 with right elbow inflammation...was moved to 60-day DL on 7/31...was activated on 9/29 and worked a scoreless inning in relief with a hold in season's final game that day at SD...became a free agent when he was not tendered a 2019 contract by ARI on 11/30.

2017: Went 2-1, 3.50 in season's 1st 3 starts with the Diamondbacks, allowing one run in 7.1 IP to win at SD on 4/18, his last ML victory...left next start on 4/23 vs. LAD with right forearm tightness and was placed on the 10-day disabled list on 4/24 and transferred to 60-day DL on 4/27... underwent "Tommy John" surgery on 5/10, performed by Dr. Neil ElAttrache in Los Angeles and missed the rest of the year...**2016:** Started the season in ARI's rotation...was 0-3, 8.49 in 1st 6 outings before winning at ATL on 5/7...lost next 3 starts (11 ER/16.1 IP) before going on the DL on 5/27 with a sprained right index finger...made 2 rehab starts at Visalia before being activated on 6/20, winning at PHI that night...allowed 18 R-ER in 17.0 IP in next 3 games and was optioned to Reno (AAA) on 7/14 at 2-9, 7.14 in 14 overall starts...was 5-1, 3.91 in 8 starts with the Aces before recall to ARI on 8/31...was 1-3, 3.98 (14 ER/31.2 IP) in 6 starts the rest of the year...ended season on a 12.1-inning scoreless

streak, including 5.0 inning rain-shortened CG SHO on 9/28 at WAS...recorded 500th career strikeout, 5/1 vs. COL (Tony Wolters)...78th in N.L. in losses (12)...played LF in the 13th inning on 4/24/16 vs. PIT...**2015:** Established career bests for ERA (3.02), starts (33), quality starts (21), strikeouts (171) and innings (205.1) in lone season with ATL...was among the N.L. leaders in quality starts (T10th), ERA (11th), and lowest opponents batting average (11th, .238)...was selected to N.L. All-Star team but did not pitch in game...led the majors in losses (17)...received a ML low 2.54 runs/9.0 IP...pitched 8.2 hitless innings before allowing 1B to Justin Bour, 5/17 at FLA...was winless in 24 straight starts, 5/23-9/27 (0-15 record), despite posting a 3.83 ERA during that span...was longest winless streak in the Majors since Chris Volstad's (24) with FLA and CHC, 7/17/11-8/19/12...allowed one or fewer earned runs 15 times and lost 5 times when giving up less than 2 runs.

2014: Placed 3rd on the Cardinals staff in wins (10), innings (183.0), and strikeouts (127) in final season at STL...was among the N.L. leaders in lowest opponents batting average (10th, .236) and fewest hits per 9.0 innings (10th, 7.87)...had a career-high 6-game winning streak, 4/15-5/17...had a career-best 17.2-inning scoreless streak, 9/3-13...tied for the Major League lead with 13 sacrifice hits and tied for N.L. lead among pitchers with 5 doubles... started Game 4 of both NLDS vs. LAA (2 ER/5.2 IP) and NLCS vs. SF (3 ER/3.2 IP) without a decision...**2013:** Led all ML rookies in wins (career high 15) and was 3rd in strikeouts (169)...overall, tied for 6th in the N.L. in wins and had 10th lowest ERA (3.06)...were the most wins by a STL rookie since 1967 and 3rd most strikeouts ever... finished 3rd in the BBWAA N.L. Rookie of the Year voting and was named to *Baseball America* and *Baseball Digest* Rookie All-Star Teams...retired 27 straight batters after yielding a leadoff single to Eric Young, 5/10 vs. COL and tied a club rookie record with 13 strikeouts in that game... hit his 1st ML homer on 6/6 off ARI's Matt Reynolds...threw 1.0 inning of relief in Game 2 of the NLDS vs. PIT...did not appear in the World Series vs. BOS...**2012:** Was 2nd in the Pacific Coast League in strikeouts (160) at Memphis (AAA)...was purchased by STL on 9/5 and pitched 2.0 scoreless relief innings that night in ML debut vs. NYM... earned 1st win on 9/16 vs. LAD...made 1st start on 10/3 vs. CIN and worked 5.2 hitless innings before Wilson Valdez 1B...allowed one hit in 6.0 IP overall with no decision... also went 2-2 with a double off Homer Bailey...was on STL NLCS roster, appearing in 2 games vs. SF...entered the season ranked by *Baseball America* as the Cardinals' top prospect for the 3rd straight season (8th overall)...**2011:** Was named STL minor league pitcher of the year for the 2nd straight season, combining to go 11-6, 2.77 in 25 starts with Palm Beach (High-A) and Springfield (AA)...had 11th



MILLER CONTINUED

FRONT OFFICE

COACHES

MILLER

2018 REVIEW

OPONENTS

RECORDS

DEVELOPMENT

MEDIA

most strikeouts in the Minor Leagues (170)...was selected to *Baseball America's* Double-A All-Star Team...also named to the Florida State League midseason All-Star Team and the Texas League postseason All-Star Team...participated in MLB All-Star Futures Game for 2nd straight year, 7/10 at ARI...**2010:** Ranked 4th in the Midwest League in strikeouts (140) at Quad Cities (Low-A)...was the Cardinals' minor league pitcher of the year...was a member of Team USA at MLB All-Star Futures Game, 7/11 at LAA...**2009:** Pitched in 2 games at Quad Cities in pro debut.

AMATEUR BACKGROUND: Was a star pitcher at Brownwood (TX) High School (graduated '09)...threw 4

no-hitters, including 3 straight (1 perfect game) during the Texas High School playoffs as a junior...was 10-2 with a 1.90 ERA and 153 strikeouts in 77.0 innings as a senior... also was an all-state punter and all-district wide receiver... was inducted into the Gordon Wood Hall of Champions in Brownwood in Nov. 2017...signed a letter of intent to play college baseball at Texas A&M before turning professional... was signed by Ralph Garr, Jr. (Cardinals).

PERSONAL: Shelby Charles Miller...wife's name is Amy...his father, Mitch, is a firefighter in Brownwood, TX... is an avid golfer...was a Houston Astros fan growing up with his favorite player being Hall of Famer Jeff Bagwell.

CAREER RECORD

YEAR	CLUB	W-L	ERA	G	GS	CG	SHO	SV	IP	H	R	ER	HR	HB	BB-I	SO	WP	BK	AVG
2009	Quad Cities—1	0-0	6.00	2	2	0	0	0	3.0	5	3	2	0	0	2-0	2	0	0	.357
2010	Quad Cities	7-5	3.62	24	24	0	0	0	104.1	97	51	42	7	3	33-0	140	2	1	.243
2011	Palm Beach	2-3	2.89	9	9	0	0	0	53.0	40	20	17	2	1	20-0	81	6	0	.204
	Springfield	9-3	2.70	16	16	0	0	0	86.2	72	28	26	2	4	33-0	89	3	2	.229
2012	Memphis	11-10	4.74	27	27	0	0	0	136.2	138	78	72	24	11	50-0	160	0	0	.260
	St. Louis	1-0	1.32	6	1	0	0	0	13.2	9	2	2	0	1	4-0	16	0	0	.184
2013	St. Louis	15-9	3.06	31	31	1	1	0	173.1	152	65	59	20	5	57-0	169	2	0	.234
2014	St. Louis	10-9	3.74	32	31	1	1	0	183.0	160	78	76	22	2	73-4	127	4	0	.236
2015	Atlanta—2	6- [*] 17	3.02	33	33	2	2	0	205.1	183	82	69	13	6	73-8	171	5	2	.238
2016	Arizona—3, 4	3-12	6.15	20	20	1	1	0	101.0	127	72	69	14	2	42-3	70	3	0	.310
	Visalia	2-0	0.75	2	2	0	0	0	12.0	8	3	1	0	0	1-0	19	0	0	.178
	Reno	5-1	3.91	8	8	1	1	0	50.2	55	24	22	4	1	10-0	55	1	0	.281
2017	Arizona—5	2-2	4.09	4	4	0	0	0	22.0	20	10	1	0	0	12-1	20	1	1	.230
2018	Visalia	1-0	0.77	2	2	0	0	0	11.2	7	1	1	0	0	0-0	18	0	0	.167
	Jackson	0-0	10.57	2	2	0	0	0	7.2	13	9	9	1	0	6-0	10	0	0	.406
	Arizona—6, 7, 8	0-4	10.69	5	4	0	0	0	16.0	24	21	19	5	0	8-0	19	1	0	.343
MAJOR TOTALS		37-53	3.83	131	124	5	5	0	714.1	675	330	304	75	16	269-16	592	16	3	.249
MINOR TOTALS		37-22	3.71	92	92	1	1	0	465.2	435	217	192	40	20	155-0	574	12	3	.246

* Led league # Tied for league lead

- Selected by St. Louis in the 1st round (19th overall) of the 2009 June draft.
- Acquired by Atlanta from St. Louis, along with RHP Tyrell Jenkins, in exchange for OF Jason Heyward and RHP Jordan Walden on Nov. 17, 2014.
- Acquired by Arizona from Atlanta, along with LHP Gabe Speier, in exchange for RHP Aaron Blair, INF Dansby Swanson, and OF Ender Inciarte on Dec. 8, 2015.
- On disabled list, May 27-June 20, 2016, with sprained right index finger...included rehab assignment with Visalia, June 9-20.
- On disabled list, April 24, 2017-end of season, with right elbow inflammation.
- On disabled list, Feb. 19-June 24, 2018, while recovering from Tommy John ligament replacement surgery on right elbow... included rehab assignments with Visalia, May 29-June 3 and June 16-24, and Jackson, June 4-15.
- On disabled list, July 12-Sept. 28, 2018, with right elbow inflammation.
- Signed by Texas as a free agent on Jan. 9, 2019.

POSTSEASON RECORD

SERIES	CLUB	W-L	ERA	G	GS	CG	SHO	SV	IP	H	R	ER	HR	HB	BB-I	SO	WP	BK	AVG
2012 NLCS	STL vs. SF	0-0	5.40	2	0	0	0	0	3.1	4	2	2	0	0	1-0	4	0	0	.286
2013 NLDS	STL vs. SF	0-0	9.00	1	0	0	0	0	1.0	1	1	1	0	0	0-0	1	0	0	.250
2014 NLDS	STL vs. LAD	0-0	3.18	1	1	0	0	0	5.2	5	2	2	0	1	3-0	4	0	0	.263
2014 NLCS	STL vs. SF	0-0	7.36	1	1	0	0	0	3.2	6	3	3	0	0	2-0	3	0	0	.400
LDS TOTALS		0-0	4.05	2	1	0	0	0	6.2	6	3	3	1	1	3-0	5	0	0	.261
LCS TOTALS		0-0	6.43	3	1	0	0	0	7.0	10	5	5	0	0	3-0	7	0	0	.345
POSTSEASON TOTALS		0-0	5.27	5	2	0	0	0	13.2	16	8	8	1	1	6-0	12	0	0	.308

ALL-STAR GAME RECORD

YEAR	CLUB	W-L	ERA	G	GS	CG	SHO	SV	IP	H	R	ER	HR	HB	BB-I	SO	WP	BK	AVG
2015	NL, Cincinnati																		

SELECTED - DID NOT PITCH


CAREER FIELDING

P	PCT	G	PO	A	E	TC	DP
Totals	.933	131	42	56	7	105	4

CAREER HIGHS

- Innings: 9.0, 4x, last May 17, 2015 at MIA
- Relief Innings: 3.0, Sept. 10, 2012 at SD
- Low-Hit CG: 1, May 10, 2013 vs. COL
- Strikeouts: 13, May 10, 2013 vs. COL
- Walks: 6, 2x, last June 2, 2015 at ARI
- Winning Streak: 6, April 15-May 17, 2014
- Losing Streak: 16, May 28-Sept. 27, 2015
- Scoreless Streak: 17.2 IP, Sept. 3-13, 2014





MIKE MINOR

R	L	BORN	• Dec. 26, 1987 in Chapel Hill, TN
BATS	THROWS	RESIDES	• Knoxville, TN
6'4"	220^{lb}	ACQUIRED	• Signed as a free agent on Dec. 6, 2017
HEIGHT	WEIGHT	CONTRACT STATUS	• Signed through 2020
31	OPENING DAY AGE	SERVICE TIME	• 7.138
		OPTIONS USED	• 1/3

LHP # 23

TWITTER • @MikeMinor36

CAREER: Minor enters his second season with the Rangers after being the club's most productive starter in his Texas debut in 2018...he more than doubled his innings total from the previous season with Kansas City, as he returned to a starting role for the first time since 2014...the 31-year-old left-hander signed a three-year contract with the Rangers on 12/6/17...did not make a ML appearance in 2015-16 following surgery for a torn labrum in his left shoulder on 5/13/15...was 38-36, 4.10 in 111 games/110 starts for ATL from 2010-14...from the 2012 All-Star break through 2014 season, ranked 11th in N.L. with a 3.52 ERA (min. 70 starts)...was selected by the Braves as the 7th overall selection in the 2009 June draft out of Vanderbilt U.

2018: In his 1st season as a starter since 2014, Minor led Texas starters in wins (12), starts (28), innings (157.0), strikeouts (132), and quality starts (13)...more than doubled his innings total from 2017 with Kansas City (77.2), producing his most innings since 2013 with the Braves (career-high 204.2 IP)...fell one win shy of matching his career high win total of 13 achieved with Atlanta in 2013.

TOUGH TO REACH: Fell 5.0 innings shy of qualifying for league leader status, but compiled the 9th-lowest WHIP (1.121) among A.L. pitchers with at least 150.0 IP...was also the 8th-lowest single-season mark in Texas history (min. 25 GS) and 2nd-lowest in the last 27 seasons (1992-2018) to only Yu Darvish in 2013 (1.07)...issued just 2.18 BB/9, 11th-lowest figure in the A.L. (min. 150 IP) and lowest by a Texas hurler with at least 25 starts since Colby Lewis in 2015 (1.85)...issued 2-or-fewer BB in 24 of 28 outings, most such starts on staff...permitted just 2 BB in 115 PA's vs. LHB in 2018...opposing batters had a .235/.288/.445/.733 slash line, including .229/.291/.425/.717 by RHB.

SUMMARY: Went 4-4 with a 5.76 ERA (38 ER/59.1 IP) over 1st 11 GS, including 2-3, 6.96 (25 ER/32.1 IP) over 6 GS in May...in next 6 starts from 6/9-7/9, went 2-1, 2.65 (11 ER/37.1 IP) to drop season ERA from 5.76 to 4.56...that span included QS in all 4 June outings (2-0, 2.08, .170/.213/.261/.474)...among MLB pitchers w/ 25.0+ IP in June, Minor's opp. OPS (.474) and WHIP (0.77) figures were 2nd to only BOS' Chris Sale (.422/0.76)...Minor's 0.77 WHIP was lowest in a single month by a TEX pitcher (min. 90 BF) since Yu Darvish (0.74) in Sept. 2012...took loss in final outing before AS break on 7/15 at BAL (2.2 IP, 6 R-5 ER) to raise ERA to 4.89...was 6-2 with a 2.97 ERA (19 ER/57.2 IP) in 10 starts after the All-Star break to finish at 4.18...ranked among the post-break A.L. leaders (min. 10 GS) in WHIP (3rd, 0.94), opp. avg. (4th, 1.94), opponent OPS (5th, .620), wins (T6th), and ERA (9th)...won 4 straight (7/29-8/22) and 6 of 7 starts (7/29-9/10), with 4-G win streak matching longest by a Ranger in '18 (also Gallardo).

BY THE NUMBERS: Club was 14-14 in his 28 starts... was 6-4, 3.45 (34 ER/88.2 IP) in 15 GS at home, 8th-lowest ERA by a TEX starter in Globe Life Park history (1994-2018)...permitted 1.4 HR/9, highest figure of his career... allowed 6 HR to LH batters (1st was by Moustakas on 5/25 vs. KC) after none since 7/1/14 vs. NYM...held opp. to a .202 BA (24-119) w/ RISP, 6th-lowest in A.L. (min. 100 AB)...opponents hit .192 (34-177) with 2 outs in an inning.

NOTES: Took a perfect game into the 7th on 6/27 vs. SD, as game score of 80 (Bill James formula) matched the highest of his career (also w/ ATL on 5/25/13 at NYM)...was 2nd-deepest perfect game effort by a Ranger in '18 (Bartolo Colon, 4/15 at HOU)...season-high 9 K's on 5/20 at CWS... double on 9/16 at SD was 1st XBH by TEX pitcher since Yu Darvish HR on 8/24/16 at CIN.

2017: In his lone season with KC, led staff in relief wins (6), was 2nd in appearances (65) and saves (6), and placed 3rd in holds (17) and games finished (13)...career-low 2.55 ERA was 2nd lowest among all KC pitchers...named Royals Pitcher of the Month in both May (2-0, 1.13) and September (1-0, 0.66)...77th among A.L. relievers in wins and was T11th in strikeouts (88)...issued just 0.58 HR/9, 2nd-lowest among A.L. pitchers (min. 70.0 IP)...held opposition to .204 batting average, including .163 vs. LHB, 7th-lowest mark in A.L. (minimum 90 batters faced)...had a 1.017 WHIP, 10th-lowest in ML (min. 70.0 IP)...finished season as KC closer, earning 1st 6 ML saves in final 6 app...appearance on 4/3 at MIN was first in majors since 9/20/14 vs. NYM, start with ATL and snapped a string of 102 straight starts since lone ML relief outing on 10/1/10 vs. PHI...**2016:** Signed as a free agent with KC on 2/19 and spent entire season on the 60-day DL while continuing recovery from left shoulder surgery...made 10 total starts on minor league injury rehabilitation assignment at Northwest Arkansas (AA) and Omaha (AAA)...made season debut for NW Arkansas with 1.1 scoreless innings on 5/10 at Arkansas...made final 8 outings for Omaha...**2015:** Opened the season on 15-day DL and was transferred to 60-day DL on 5/2...had surgery to repair a torn labrum in his left shoulder on 5/13 in Los Angeles and missed the entire season...**2014:** Began season on DL with left shoulder tendinitis before being activated on 5/2...placed 4th on Braves in starts (25)... among N.L. LHP (min. 100.0 IP), ranked 8th in strikeout-to-walk ratio (2.73) and 10th in strikeouts per 90 innings (7.43)...was shut down for season after pitching 1.0 inning on 9/20 vs. NYM due to left shoulder soreness...**2013:** Set career highs for wins (13), starts (32), innings (204.2) and strikeouts (181)...led the Braves in starts, innings, and strikeouts...ranked eighth in the N.L. in strikeout-to-walk ratio at 3.93...was 9-3, 2.74 with 118 strikeouts in 118.1 IP over 18 starts from 5/8-8/11, tied for 2nd in N.L. in wins in



MINOR CONTINUED

FRONT OFFICE

COACHES

MINOR

2018 REVIEW

OPONENTS

RECORDS

DEVELOPMENT

MEDIA

that span...had lone ML CG with 8.0 inning loss on 7/21 at CWS...hit only ML home run, 5/25 at NYM off Dillon Gee... won his lone career postseason start in Game 2 of NLDS vs. LAD (6.1 IP, 1 R-ER), beating Zack Greinke in the Braves' only win of the series...**2012:** Led the Braves in innings (179.1), was 2nd in starts (30) and strikeouts (145), and placed 3rd in wins (11)...went 6-4, 2.16 in 14 starts after the All-Star break, going 4-0, 0.87 in 5 September outings... tied for 5th in N.L. in home runs allowed (26)...**2011:** Made 15 starts over 4 stints with ATL (4/3-8; 5/25-6/1; 6/11-22; 8/6-end of season)...won 5 consecutive decisions, 6/11-9/19...made 16 starts at Gwinnett (AAA) and was selected as the International League pitcher of the week for weeks ending 4/25 and 6/6...**2010:** Combined to go 6-7, 3.44 with 146 strikeouts in 120.1 innings in 21 starts with Mississippi (AA) and Gwinnett...fanned 109 in 87.0 IP in 15 starts at Mississippi to earn promotion to Gwinnett on 6/29...posted a 1.89 ERA in 6 AAA starts...was a member of U.S. Team for in XM All-Star Futures Game at LAA, pitching a scoreless inning for game in which he was teammates with Shelby Miller and Tanner Scheppers...was promoted to ATL on 8/7 and had no decision in start in ML debut on 8/9 at HOU (6.0 IP, 5 H, 4 R-3ER)...earned first ML win in next start on 8/17 vs. WAS...set a Braves rookie record with 12 strikeouts on 8/22 at CHC, matching the 2nd most strikeouts on a ML rookie for the season...had entered the season ranked

as ATL's 4th-best prospect by *Baseball America*...**2009:** Made pro debut with 4 starts at Rome (Low-A).

AMATEUR BACKGROUND: Pitched 3 seasons at Vanderbilt University in Nashville, TN with a 22-10 career record in 51 games/45 starts...was a preseason All-America and National and SEC Pitcher of the Year candidate in 2009 when he was 6-6 in 17 games...named a Freshman All-American by *Baseball America*, *Collegiate Baseball News* and *Rivals.com* and SEC Freshman of the Year in 2007 after going 9-1, 3.09 in 19 appearances/14 starts...pitched for the USA Baseball College National Team in 2007 and 2008...posted an 8-2 record with a 1.17 ERA with 17 walks and 74 strikeouts in 69.0 innings in international competition...defeated Cuba in championship game of 2008 Haarlem Baseball Week Tournament in The Netherlands and helped Team USA capture gold medal in 2008 World University Baseball Championship...starred at Forrester School in Chapel Hill, TN (graduated '06), and has donated funds to the school...was selected by TB in 13th round of 2006 MLB Draft but did not sign.

PERSONAL: Michael David Minor...resides in Knoxville, TN., during the offseason, with wife, Kristen and daughters, Stella and Ava...participated in 2018 Rangers' winter caravan and Fan Fest.

CAREER RECORD

YEAR	CLUB	W-L	ERA	G	GS	CG	SHO	SV	IP	H	R	ER	HR	HB	BB-I	SO	WP	BK	AVG
2009	Rome—1, 2	0-1	0.64	4	4	0	0	0	14.0	10	1	1	0	0	0-0	17	0	0	.208
2010	Mississippi	2-6	4.03	15	15	0	0	0	87.0	74	48	39	8	1	34-1	109	2	1	.233
	Gwinnett	4-1	1.89	6	6	0	0	0	33.1	19	7	7	1	0	12-0	37	0	0	.171
	Atlanta	3-2	5.98	9	8	0	0	0	40.2	53	28	27	6	1	11-0	43	0	0	.314
2011	Atlanta	5-3	4.14	15	15	0	0	0	82.2	93	39	38	7	1	30-5	77	2	0	.285
	Gwinnett	4-5	3.13	16	16	0	0	0	100.2	93	43	35	12	2	27-2	99	1	0	.246
2012	Atlanta	11-10	4.12	30	30	0	0	0	179.1	151	88	82	26	5	56-7	145	3	0	.232
2013	Atlanta	13-9	3.21	32	32	1	0	0	204.2	177	79	73	22	1	46-2	181	5	0	.232
2014	Mississippi	0-2	8.00	2	2	0	0	0	9.0	14	8	8	5	0	0-0	7	0	0	.359
	Gwinnett	2-0	3.24	2	1	0	0	0	8.1	5	5	3	1	1	3-0	8	0	0	.172
	Rome	0-0	0.00	1	1	0	0	0	5.0	1	0	0	0	0	1-0	4	0	0	.063
	Atlanta—3	6-12	4.77	25	25	0	0	0	145.1	165	77	77	21	6	44-2	120	5	0	.285
2015	—4								INJURED - DID NOT PITCH										
2016	Northwest Arkansas—5, 6	0-0	3.52	2	2	0	0	0	7.2	5	5	3	1	0	5-0	12	0	0	.185
	Omaha	0-4	6.23	8	8	0	0	0	34.2	38	25	24	7	0	17-0	33	4	0	.286
2017	Kansas City—7	6-6	2.55	65	0	0	0	6	77.2	57	23	22	5	1	22-3	88	5	0	.204
2018	Texas	12-8	4.18	28	28	0	0	0	157.0	138	76	73	25	8	38-1	132	3	1	.235
MAJOR TOTALS		56-50	3.98	204	138	1	0	6	887.1	834	410	392	112	23	247-20	784	23	1	.249
MINOR TOTALS		12-19	3.60	56	55	0	0	0	299.2	259	142	120	35	4	99-3	326	7	1	.236

* Led league # Tied for league lead

- Selected by Tampa Bay in the 13th round of the 2006 June draft...did not sign.
- Selected by Atlanta in the 1st round (7th overall) of the 2009 June draft...signed by Brian Bridges.
- On disabled list, March 23-May 1, 2014, with left shoulder tendinitis...included rehab assignment with Mississippi, April 3-May 1.
- On disabled list, April 3, 2015-end of season, with left rotator cuff inflammation.
- Signed by Kansas City as a free agent on Feb. 19, 2016.
- On disabled list, March 15, 2016-end of season, while recovering from left shoulder surgery...included rehab assignments with Northwest Arkansas, May 10-20, and Omaha, May 20-Aug. 20.
- Signed by Texas as a free agent on Dec. 6, 2017.

POSTSEASON RECORD

SERIES	CLUB	W-L	ERA	G	GS	CG	SHO	SV	IP	H	R	ER	HR	HB	BB-I	SO	WP	BK	AVG
2013 NLDS	ATL vs. LAD	1-0	1.42	1	1	0	0	0	6.1	8	1	1	0	0	1-0	5	0	0	.333

CAREER FIELDING

P	PCT	G	PO	A	E	TC	DP
Totals	.983	204	18	99	2	119	3

CAREER HIGHS

Innings: 8.0, 3x, last July 21, 2013 at CWS
Relief Innings: 3.0, April 20, 2017 at TEX
Low-Hit CG: 5, July 21, 2013 at CWS (8.0 IP)
Strikeouts: 12, Aug. 22, 2010 at CHC
Walks: 5, 2x, last June 30, 2012 vs. WAS
Winning Streak: 7, Aug. 25, 2012-April 10, 2013
Losing Streak: 6, Sept. 6, 2013-May 7, 2014





RAFAEL MONTERO

NON-ROSTER
INVITEE

R BATS	R THROWS	BORN • Oct. 17, 1990 in Higuerito Banica, Dominican Republic
6'0" HEIGHT	186 WEIGHT	RESIDES • Higuerito Banica, Dominican Republic
28 OPENING DAY AGE		ACQUIRED • Signed as a minor league free agent on Jan. 4, 2019
		CONTRACT STATUS • Signed through 2019
		SERVICE TIME • 3.068 OPTIONS USED • 3/3

CAREER: The 28-year-old right-hander had spent his entire career in the Mets organization before signing with Texas in January...he is seeking a return to the mound after having 'Tommy John' ligament replacement surgery on his right elbow in March 2018, this after seeing his most extensive major league action in 2017...will likely be continuing his surgery rehab through the start of the regular season...pitched for New York-NL in four consecutive seasons from 2014-17, compiling a 6-16 record and 5.38 ERA over 58 games/30 starts...rated as a top 100 prospect in the game by both *Baseball America* and *MLB.com* prior to 2014. Montero is seeking to match the dominance he displayed in the minors over the first three years of his professional career...originally signed by the Mets at the age of 20 in 2011, he is entering his ninth pro season.

2018: Made 7 appearances for the Mets in spring training, but exited outing on 3/20 at STL after facing just 3 batters after suffering a complete tear of the ulnar collateral ligament in his right elbow...had 'Tommy John' ligament replacement surgery on the elbow on 3/27 performed by Dr. David Altchek in New York.

2017: Set career highs in most categories while posting a 5.52 ERA and 1.748 WHIP in 34 G/18 GS for the Mets... had highest WHIP of any pitcher in MLB with 100+ IP... his last ML game was in relief on 10/1 at PHI, and last start was 9/26 vs. ATL...over 7 G/6 GS span from 8/14-9/9, went 4-1, 3.22 (13 ER/36.1 IP), with Mets going 5-2 in those games...career-best 12.1 consecutive scoreless inn. from 8/30-9/4...win on 6/25 at SF was his 1st since 9/10/14...in 5 G/GS with Las Vegas (AAA), had a 2.48

ERA and a 1.034 WHIP...**2016:** Had 8.05 ERA and 2.053 WHIP in 9 G/3 GS spanning 2 stints with NYM: 4/13-23 and 8/28-end of season...combined to go 8-9, 5.30 in 25 G/GS with Binghamton (AA) and Las Vegas...named Pacific Coast League Pitcher of the Week for 5/9-15, and also earned Eastern League honors for 7/25-31...**2015:** Saw limited action due to right shoulder injury...made 1st career Opening Day roster...optioned to Las Vegas on 4/17 and recalled on 4/28...optioned once again on 4/29, but that option was rescinded and he was placed on 15-day DL on 4/30 with right rotator cuff inflammation...did not pitch in majors the rest of the season...only start was 4/28 at Miami...**2014:** Made MLB debut 5/14 vs. NYY, taking loss in Mets' 4-0 defeat (6.0 IP, 5 H, 3 R-ER)... career-high 10 K's in 3rd career start on 5/25 vs. ARI (G1)...1st ML win on 9/10 vs. COL...**2013:** Named to *Baseball America's* First Team Minor League All-Star team...was voted the Sterling Award winner symbolic of the top player on his Las Vegas team...it was his 3rd year in the organization and his 3rd Sterling Award...led all Mets' minor leaguers with 150 SO...started the Futures Game for the World Team on 7/14 at Citi Field, posting a scoreless inning...**2012:** Named the Sterling Pitcher of the Year...finished 4th in the organization with a 2.36 ERA and 3rd with 11 wins...**2011:** Won the Sterling Award emblematic of MVP on his Gulf Coast Mets team.

PERSONAL/MISCELLANEOUS: Rafael Montero (Quezada)...originally signed by Mets as a non-drafted free agent on 1/20/11...played baseball at Escuela Francisco Castillo en Iguerito de Banica...signed by Mets scouts Rafael Perez, Ismael Cruz, and Gerardo Cabrera...enjoys fishing and playing dominoes.

FRONT OFFICE

COACHES

MONTERO

2018 REVIEW

OPPONENTS

RECORDS

DEVELOPMENT

MEDIA



MONTERO CONTINUED

FRONT OFFICE
COACHES
MONTERO
2018 REVIEW
OPPONENTS
RECORDS
DEVELOPMENT
MEDIA

CAREER RECORD

YEAR	CLUB	W-L	ERA	G	GS	CG	SHO	SV	IP	H	R	ER	HR	HB	BB-I	SO	WP	BK	AVG
2011	DSL Mets 1—1	1-1	1.00	4	4	0	0	0	18.0	7	2	2	1	0	0-0	20	1	0	.119
	GCL Mets	1-2	1.45	7	4	0	0	1	31.0	28	11	5	0	5	6-0	32	2	0	.228
	Kingsport	2-1	2.24	4	4	0	0	0	17.0	17	8	8	2	0	6-0	9	1	0	.258
2012	Brooklyn	1-0	3.60	2	0	0	0	0	5.0	3	2	2	1	0	1-0	5	0	0	.176
	Savannah	6-3	2.52	12	12	0	0	0	71.1	61	24	20	4	1	8-0	54	2	1	.223
	St. Lucie	5-2	2.13	8	8	1	0	0	50.2	35	13	12	2	2	11-0	56	0	1	.196
2013	Binghamton	7-3	2.43	11	11	0	0	0	66.2	51	21	18	2	0	10-0	72	0	2	.204
	Las Vegas	5-4	3.05	16	16	0	0	0	88.2	85	35	30	4	0	25-0	78	1	1	.254
2014	Las Vegas	6-4	3.60	16	16	0	0	0	80.0	69	43	32	4	1	34-0	80	2	1	.231
	New York-NL	1-3	4.06	10	8	0	0	0	44.1	44	21	20	8	0	23-0	42	0	0	.257
	GCL Mets	0-0	4.50	1	1	0	0	0	2.0	3	1	1	0	0	0-0	3	0	0	.333
2015	St. Lucie	0-0	0.00	1	1	0	0	0	4.0	2	0	0	0	0	1-0	4	0	0	.154
	New York-NL—2	0-1	4.50	5	1	0	0	0	10.0	9	6	5	0	0	5-3	13	0	0	.225
	Las Vegas	1-0	5.87	2	2	0	0	0	7.2	8	6	5	1	0	1-0	7	0	0	.267
	GCL Mets	0-0	0.00	3	2	0	0	0	6.0	5	0	0	0	0	0-0	6	0	0	.250
2016	St. Lucie	0-0	3.60	2	2	0	0	0	5.0	5	2	2	0	0	3-0	1	0	0	.250
	Las Vegas	4-6	7.20	16	16	0	0	0	80.0	111	70	64	12	0	40-3	68	3	1	.329
	New York-NL	0-1	8.05	9	3	0	0	0	19.0	23	17	17	4	0	16-1	20	2	0	.299
2017	Binghamton	4-3	2.20	9	9	1	0	0	49.0	35	17	12	4	4	19-0	40	1	1	.200
	New York-NL	5-11	5.52	34	18	0	0	0	119.0	141	75	73	12	5	67-5	114	6	1	.306
2018	Las Vegas	0-2	2.48	5	5	0	0	0	29.0	18	9	8	3	0	12-0	37	0	0	.180
	New York-NL—3, 4								INJURED - DID NOT PITCH										
MAJOR TOTALS		6-16	5.38	58	30	0	0	0	192.1	217	119	115	24	5	111-9	189	8	1	.290
MINOR TOTALS		43-31	3.26	119	113	2	0	1	611.0	543	264	221	40	13	177-3	572	13	8	.235

* Led league # Tied for league lead

- 1- Signed by New York-NL as a non-drafted free agent on Jan. 20, 2011...signed by Rafael Perez, Ismael Cruz, and Gerardo Cabrera.
- 2- On disabled list, April 30, 2015-end of season, with right rotator cuff inflammation.
- 3- On disabled list, March 26, 2018-end of season, while recovering from right elbow surgery.
- 4- Signed by Texas as a minor league free agent on Jan. 4, 2019.

CAREER FIELDING

P	PCT	G	PO	A	E	TC	DP
Totals	1.000	58	8	22	0	30	2

CAREER HIGHS

- Innings: 8.1**, Aug. 30, 2017 at CIN
- Relief Innings: 3.2**, 2x, last June 19, 2017 at LAD
- Strikeouts: 10**, May 25, 2014 vs. ARI (G1)
- Walks: 6**, Aug. 29, 2016 vs. MIA
- Winning Streak: 3**, Aug. 30-Sept. 9, 2017
- Losing Streak: 6**, April 10, 2015-May 25, 2017





ROUGNED ODOR

L	R	BORN	+ Feb. 3, 1994 in Maracaibo, Venezuela
BATS	THROWS	RESIDES	+ Maracaibo, Venezuela
5'11"	195^{lb}	ACQUIRED	+ Signed as a non-drafted free agent on Jan. 3, 2011
HEIGHT	WEIGHT	CONTRACT STATUS	+ Signed through 2022 (Club option for 2023)
25	25	SERVICE TIME	+ 3.121
OPENING DAY AGE		OPTIONS USED	+ 1/3

2B #12

TWITTER + @RougnedOdor

CAREER: Pronounced "ROOG-ned oh-DORE"...in a 2018 season that alternated between highs and lows, Odor set career highs in walks (43) and on-base pct. (.326), while his .253 batting average was also nearly 50 points higher than 2017 (.204)...improved on the defensive end as well, earning consideration for the Gold Glove Award as one of 3 finalists in the A.L....after back-to-back seasons of 30+ home runs, averaged 26.33 AB/HR last season (20.23 in 2017 and 18.33 in 2016)...Odor's 106 career home runs through his age-24 season in 2018 still rank as the 3rd-most in franchise history to only Juan Gonzalez (140) and Ruben Sierra (114)...it is also the highest HR total by any second baseman in baseball history before an age-25 season...compiled back-to-back seasons with 30-or-more home runs in 2016-17, 1st Ranger to do so since Adrian Beltre in 2011-12-13, also the first Texas second baseman to ever accomplish that feat...selected winner of the 2015 Richard Durrett Hardest Working Man Award, as presented by the DFW chapter of the BBWAA...selected the 2014 Rangers Rookie of the Year after playing that year as the majors' youngest player at 20 years of age...entered 2014 as *Baseball America's* top Rangers' prospect after being selected as the 2013 Tom Grieve Minor League Player of the Year...is entering his ninth pro season after being originally signed as an international free agent in 2011 a month shy of his 17th birthday...signed a six-year contract extension, covering the 2017-2022 seasons with a club option for 2023, on 3/30/17.

2018: Buoyed by a strong 7 weeks out of the All-Star break, Odor set career highs in both walks and on-base percentage...suffered an injury just 12 days into the season and was on DL from 4/10-5/10 with a left hamstring strain, the 1st DL stay of his ML career...also posted the best defensive numbers of his career, earning consideration for the Gold Glove Award as one of 3 finalists in the A.L...started in 8 different spots in the batting order (no starts in 9-hole)...made 125 starts at second base (123) and designated hitter (2), his fewest games played at the Major League level since 2015 (120).

BATTING: Over 1st 45 G through 6/17, spanning his month-long DL stint, batted .217/.292/.309/.602... from 6/20-9/2, after sitting out the 1st 2 G of a series in Kansas City, slashed .306/.383/.587/.970 over 61 games to raise season average to .271...in that span of nearly 11 weeks, Odor ranked among A.L. leaders in HR (T2nd, 17), RBI (T5th, 47), and OPS (6th)...beginning 9/3, batted .172/.226/.184/.410 over final 23 G with one XBH (2B) and one RBI...career-high 5 hits on 7/28 at HOU, 1st 5-H game by a Ranger since Elvis Andrus on 5/18/13 vs. DET...that game in Houston was 9th career 2-HR game, one of which

was the 28th inside-the-park HR in team history...the last ML player to go 5-for-5 with 2 HR, including an inside-the-park HR, was Washington catcher Patsy Garrity on 6/23/1919 at BOS (credit Elias Sports Bureau)...had a .248 (29-117) BA with RISP, 2nd-highest of his career (.258 in 2014)...included going 4-for-8 with 12 RBI with the bases loaded, and he hit his 3rd career grand slam on 8/3 vs. BAL...had a higher BA and OBP vs. LHP (.257/.337/.374/.711) than against RHP (.251/.321/.452/.773)...had a pair of starts at designated hitter.

ALL ABOUT AUGUST: Ranked among A.L. August leaders in RBI (T1st in MLB w/ NYY's Miguel Andujar, 29), runs (4th, 23), BB (T9th, 15), and HR (T10th, 7)...set a personal monthly high in RBI, most by a Ranger in any month since Aug. 2017 (Beltré-30 RBI)...became just the 6th Ranger ever to reach 7 HR, 29 RBI, and 23 R in a month, and one of just 3 MLB batters to clear those marks in any month in 2018 (also HOU's Alex Bregman in June, MIL's Christian Yelich in Sept.)...on 8/2 vs. BAL, became 4th player in modern era (since 1900) to homer and have 5 BB in a game, the 1st to do it with no IBB (also Hank Aaron, Mark McGwire, Edgar Martinez - credit Elias Sports Bureau)...his 5 BB matched a club record (3rd time, 2nd in 9 innings).

AWARDS: Selected Rangers July Player of the Month after batting .341/.410/.625/1.035, ranking among A.L. leaders in hits (T7th, 30), BA (8th), TB (8th, 55), and OPS (12th)...the 1.035 OPS was highest in any full month in his career...won 2 of league's 1st 3 A.L. Player of the Week awards after the AS break (periods ending 7/22 and 8/5)...his 4 career wins are T2nd in club history.

FIELDING: Made 123 starts at second base and was named a finalist for the American League Rawlings Gold Glove Award at the position...his .984 (9 E/563 TC) fielding pct. was a career high and ranked 3rd among 8 A.L. qualifiers...his 1.5 defensive WAR figure by both STATS LLC and baseball-reference.com marked highest career rating from both services.

HOME RUNS: Odor's 106 career home runs through his age-24 season are 3rd-most in franchise history to only Juan Gonzalez (140) and Ruben Sierra (114)...it is also the highest HR total by any second baseman in baseball history before an age-24 season.

In 2016-17, became 1st Ranger to compile back-to-back seasons with 30-or-more HR since Adrian Beltre in 2011-12-13, also the first Texas second baseman to ever accomplish that feat...was just 2nd left-handed batter in club history



ODOR CONTINUED

FRONT OFFICE

COACHES

ODOR

2018 REVIEW

OPONENTS

RECORDS

DEVELOPMENT

MEDIA

to pull that trick (also Rafael Palmeiro in 1999-2000-01-02-03)...each of his 30 HR in 2017 came as a 2nd baseman, 3rd-most in MLB (34-Brian Dozier, 31-Jonathan Schoop)...had 5 multi-HR games in 2017, T4th-most in A.L., joining Ian Kinsler (5 in 2009 and 2011) as only Rangers with 5-or-more in a season beginning 2006...hit HR in season's 1st 2 PA's on 4/3 vs. CLE, 1st to do that in his team's season opener since WAS' Bryce Harper on 4/1/13 vs. MIA...just 3rd Ranger ever to HR in each of his 1st 2 AB of a season, joining Gabe Kapler and Ivan Rodriguez in 2000 (credit Elias Sports Bureau).

With 33 HR in 2016, became the first 2nd baseman in club history to lead the team in HR outright (Ian Kinsler tied in 2011)...bested Hall of Famer Bobby Doerr (22 for 1940 Red Sox at age 22) for most HR as a 2nd baseman at age 22-or-younger...hit 32 HR while playing 2B, 3rd-most in MLB (MIN's Brian Dozier-40; SEA's Robinson Cano-38)...the 32 HR as 2B were 2nd-most in Rangers history (35 by Alfonso Soriano in 2005)...his 2 career leadoff HR came 5/3/16 at TOR and 5/7/16 at DET...HR on 6/17/16 at STL at age 22.235, 2nd-youngest Ranger with a solo HR in a 1-0 win (Bobby Johnson, 22.064 on 10/3/81 vs. CAL)...hit a walkoff HR (8/30/16 vs. SEA - 1st of his career) with a 2-HR game (8/31/16 vs. SEA) in back-to-back contests...his 16 HR in 2015 were 2nd-most all-time in a single season by a ML 2B under age of 22 (age as of 6/30) to PIT's Bill Mazeroski (19) in 1958...was the youngest Ranger (20 years, 205 days) to ever hit a grand slam HR, 8/27/14 at SEA off Erasmo Ramirez.

POSTSEASON: Started all 8 postseason games at 2nd base for Texas in 2015-16...went 2-for-10 with a HR and 2 RBI in club's 3-game loss in 2016 ALDS vs. TOR...HR in Game 3 at TOR, as both career postseason HR have come at Rogers Centre...charged with error on game-ending sequence in Game 3...in 2015 ALDS vs. Toronto, batted .278 (5-18) with a HR, 2 RBI, and a team-high 7 R in his postseason debut...scored 7 of team's 19 runs, which remain T4th-most ever in any Division Series, and tied for most by a Ranger in any postseason series (also Nelson Cruz in 2011 ALCS vs. DET)...had hits and runs in 4 of 5 games...HR in Game 1 at 21 years, 247 days, 10th-youngest at time of 1st postseason HR in ML history...2 HBP in Game 1 to match an LDS record.

2017: Ranked among team leaders in HR (2nd, 30), TB (T2nd, 241), GW RBI (T2nd, 10), XBH (3rd, 54), SB (3rd, 15), runs (4th, 79), RBI (5th, 75), and 2B (5th, 21)...with .204/.252/.397/.649 slash line, saw lowest career figures in each of those 4 percentage categories for any of his 4 ML seasons...had MLB's 2nd-lowest qualifying batting average at .204 (TOR's Jose Bautista-.203), 2nd-lowest in club history (.199 by Jim Sundberg in 1975), and 4th-lowest figure in MLB history for a player in a 30-HR season...his .252 OBP was 2nd-lowest by any ML qualifier since 1995 (.248 by LAA's Vernon Wells in 2011) and the lowest ever for a Texas qualifier (previously .266 by Benji Gil in 1995)...set career high with 32 BB, 13 more than in 2016...joined 4 other ML players to appear in each of his team's games in 2017: KC's Alcides Escobar and Eric Hosmer, PHI's Freddy Galvis, and

CIN's Joey Votto...became the 10th Ranger to appear in each of team's games in a season, 1st since 2006 (Mark Teixeira and Michael Young)...started 159 games at 2B (157) and DH (2), with non-starts on 7/2 at CWS, 8/9 at NYM, and 9/28 vs. OAK...played 6 G for Team Venezuela in the 2017 World Baseball Classic, batting .263 (5-19) with 2 HR, a 2B, and 4 RBI...batted .188 (26-138) with RISP, 7th-lowest among A.L. qualifiers (min. 100 PA's) and lowest in MLB among 44 players with as many AB with RISP in 2017...had 241 players left on base, 3rd-most in MLB (304-Adam Duvall, 277-Albert Pujols)...his career-high 162 SO were T12th-most in the A.L....**2016:** Posted career highs in most categories while batting .271 (164-605) with 33 HR and 88 RBI over 150 games in his 1st full ML season...joined Juan Gonzalez (43/109 in 1992) as the only players in club history with 33+ HR and 88+ RBI in an age 22-or-younger season...led Texas in HR and 2B (33)...T12th in A.L. with 70 XBH, T13th with 304 total bases...5th-hardest in league to double up (100.8 AB/GIDP)...2nd player in MLB history with fewer than 20 walks in a 30-HR season (also Andres Galarraga - 31 HR/19 BB for 1994 Rockies)...Rangers July Player of the Month (.311, 6 HR, 15 RBI)...had .311 (32-103) avg. in close and late situations, 14th in the A.L...hit .217 (28-129) with RISP...matched a club record with 3 2B on 4/29 vs. LAA...2+ RBI in 6 straight games from 8/30-9/5, matching Jeff Burroughs (5/16-22/74) for the 2nd longest streak in team history, one behind Kevin Mench (4/20-26/06), and longest in majors since Mench...selected A.L. Player of the Week for 8/29-9/4 (.444, 5 HR, 15 RBI), his 2nd weekly honor (also week ending 7/26/15)...served 7-G MLB suspension 5/27-6/3 for role in benches-clearing incident, 5/15 vs. TOR...**2015:** Club's Opening Day 2nd baseman surpassed his 2014 rookie totals in every significant offensive category...was optioned to Round Rock after just 29 games, but reclaimed the 2nd base job upon his return on 6/15 and posted the 6th-highest OPS (.781) among all 2nd basemen...had 2 stints with the Rangers: Opening Day-5/10 and 6/15-end of season...after his promotion from Triple-A on 6/15, batted .292/.334/.527/.861 (98-336) the rest of the way with 15 HR and 52 RBI in final 91 games...his 15 HR in that span tied Mitch Moreland for team lead, while 52 RBI ranked 4th on club...from 6/15-8/31, hit .330/.363/.570/.933, ranking among A.L.'s best in avg. (6th) and OPS (8th)...had A.L.'s highest June avg. (.391)...was named A.L. Player of the Week from 7/20-26...selected Rangers Player of the Month for July (.319, 5 HR, 5 2B, 4 3B, 16 RBI, 17 R)...tripled to lead off 9th inning on 7/18 at HOU just after a bench-clearing dust-up at home plate...after losing nail on right middle finger while fielding a grounder on 8/25 vs. TOR, missed next 5 games...would hit .217 (25-115) from 9/1-end of season following that injury...while with Round Rock, batted .352/.426/.639 in 30 G...**2014:** Was purchased from Frisco (AA) on 5/8 and went on to start 106 games at 2B and one as the DH the rest of the season as the majors' youngest player...was selected as the Rangers Rookie of the Year...tied for 8th in the A.L. in triples (7), matching the 2nd most on the club, and placed 3rd on Rangers in RBI (48)...ranked among the A.L. rookie leaders in triples (T2nd), RBI (4th), hits (6th, 100) and multi-hit games (6th, 23)...



ODOR CONTINUED

his ML debut on 5/8 vs. COL came at 20 years, 94 days of age, the youngest player to appear in MLB game in 2014...was the 6th youngest position player to ever debut with the Rangers...1st hit was single on 5/9 vs. BOS...hit 1st ML homer off Brad Peacock on 5/12 at HOU at 20 years, 98 days, the 4th youngest 2B to homer in last 50 years (TOR's Danny Ainge, 1979; SD's Roberto Alomar, 1988; TEX' Jurickson Profar, 2012)...was 4-for-5 with 5 RBI and a club record tying 2 triples on 5/24 at DET...became the 1st player under age 21 with 4 hits and 2 3B in a game since Rogers Hornsby (STL-NL) on 6/28/1916 at CIN and was the 1st player under 21 with 4 H and 5 RBI since Al Kaline (DET) on 4/17/55 vs. KC...opened the season with Frisco (AA) as the youngest player in the Texas League and hit .279 (36-129) with 6 HR and 17 RBI in 32 games with the RoughRiders...played for Magallanes in Venezuelan Winter League: .330 (33-100), 9 2B, a HR, 13 RBI, 22 R...**2013:** Named organization's Tom Grieve Minor League Player of the Year, batting .305 (156-511) with 41 2B, 6 triples, 11 HR, and 78 RBI in 130 total games with Myrtle Beach (High-A) and Frisco (AA)...was T3rd among all minor league players in doubles and led Texas full season minor leaguers in batting...spent majority of the season at Myrtle Beach, ranking among the Carolina League leaders in batting (3rd, .305), doubles (T5th, 33), and stolen bases (T5th, 27)...was Carolina League's starting 2B in the Carolina-California League All-Star Game on 6/18 in San Jose (1-for-5, 2 R) and was named to league's postseason All-Star team...promoted to Frisco on 8/1...finished season as the youngest player in the Texas League, batting .306 with 6 HR and 19 RBI while starting all 30 games at 2B...went consecutive games without a hit just once in Double-A...was ranked in both the Carolina League (3rd) and Texas League (4th) season-ending prospect lists by *Baseball America*...batted .227 with 2 HR and 9 RBI in 32 games with Magallanes in the Venezuelan Winter League...**2012:** At age 18, was the youngest

regular in the South Atlantic League at Hickory (Low-A)...tied for club lead in at bats (432) and tied for 2nd in 3B (4)...appeared in 85 games at 2B and 15 contests at SS...named the SAL Player of the Week for 5/21-27...compiled a 26-game on-base streak from 4/28-5/30, batting .327 (33-101) with 9 walks...was selected as the organization's Defender of the Month for July...named as the top defensive 2B in the SAL by *Baseball America*...**2011:** Spent 1st pro season at Spokane (Short Season A) and placed 2nd on the club in steals (10)...led Northwest League 2B in putouts (119)...hit 1st career grand slam, 7/17 at Everett...named the Northwest League's 7th best prospect by *Baseball America*.

COMMUNITY: Has been a supporter of the Texas Rangers Baseball Foundation...donated funds towards a weight room at the Rangers Youth Academy in West Dallas...participated in the Texas Rangers 2015-16-17-18-19 Winter Caravan and Fan Fest...in 2017, hosted a high school baseball player undergoing treatment for Stage 4 Neuroblastoma, along with the player's family.

PERSONAL: Rougned Roberto Odor...has a daughter: Emma Valentina (4/7/18)...brother, Rougned Jose, is a second baseman in the Texas farm system...owns and rides horses in Maracaibo, Venezuela in the off-season...played amateur baseball in his hometown of Maracaibo, Venezuela...was selected as the all-tournament 2B in the 2009 World Youth Baseball Championship...his uncle, Rouglas Odor, played in the Cleveland and Milwaukee organizations and was a Carolina League All-Star in 1990...Rouglas is currently manager for Double-A Akron of the Eastern League, and he is in his 32nd season as a player or coach in the Cleveland Indians organization.



ODOR CONTINUED

FRONT OFFICE

COACHES

ODOR

2018 REVIEW

OPONENTS

RECORDS

DEVELOPMENT

MEDIA

CAREER RECORD

YEAR	CLUB	AVG	G	AB	R	H	TB	2B	3B	HR	RBI	SH	SF	BB-1	SO	SB	CS	HP	GIDP	OBP	SLG
2011	Spokane—1	.262	58	233	33	61	82	9	3	2	29	1	2	13-0	37	10	4	9	5	.323	.352
2012	Hickory	.259	109	432	60	112	173	23	4	10	47	2	2	25-0	65	19	10	10	4	.313	.400
2013	Myrtle Beach	.305	100	377	65	115	171	33	4	5	59	2	5	26-1	67	27	8	15	7	.369	.454
	Frisco	.306	30	134	20	41	71	8	2	6	19	0	0	9-1	24	5	2	1	3	.354	.530
2014	Frisco	.279	32	129	21	36	58	2	1	6	17	1	1	7-0	22	6	3	0	4	.314	.450
	Texas	.259	114	386	39	100	155	14	7	9	48	6	3	17-1	71	4	7	5	7	.297	.402
2015	Texas	.261	120	426	54	111	198	21	3	16	61	2	5	23-2	79	6	7	14	3	.316	.465
	Round Rock	.352	30	108	26	38	69	12	2	5	19	2	0	12-1	10	3	1	2	2	.426	.639
2016	Texas—2	.271	150	605	89	164	304	33	4	33	88	0	4	19-0	135	14	7	4	6	.296	.502
2017	Texas	.204	#162	607	79	124	241	21	3	30	75	0	4	32-5	162	15	6	8	13	.252	.397
2018	Texas—3	.253	129	474	76	120	201	23	2	18	63	2	5	43-2	127	12	#12	11	5	.326	.424
	Frisco	.200	2	5	0	1	2	1	0	0	1	0	0	1-0	1	0	0	0	0	.333	.400
	Round Rock	.167	3	12	1	2	2	0	0	0	1	0	0	1-0	4	0	0	0	0	.231	.167
MAJOR TOTALS		.248	675	2498	337	619	1099	112	25	106	335	10	21	134-10	574	51	39	42	34	.295	.440
MINOR TOTALS		.284	364	1430	226	406	628	88	16	34	192	8	10	94-3	230	70	28	37	25	.342	.439

* Led league # Tied for league lead

- 1- Signed by Texas as a non-drafted free agent on Jan. 3, 2011...signed by Rafic Saab and Mike Daly.
- 2- On MLB Suspended List, May 27-June 3, 2016.
- 3- On disabled list, April 10-May 10, 2018, with left hamstring strain...included rehab assignments with Frisco, May 5-6, and Round Rock, May 8-10.

POSTSEASON RECORD

SERIES	CLUB	AVG	G	AB	R	H	TB	2B	3B	HR	RBI	SH	SF	BB-1	SO	SB	CS	HP	GIDP	OBP	SLG
2015 ALDS	TEX vs. TOR	.278	5	18	7	5	9	1	0	1	2	0	0	1-0	4	0	0	2	0	.381	.500
2016 ALDS	TEX vs. TOR	.200	3	10	2	2	5	0	0	1	2	0	0	2-0	1	0	0	0	0	.333	.500
LDS TOTALS		.250	8	28	9	7	14	1	0	2	4	0	0	3-0	5	0	0	2	0	.364	.500
POSTSEASON TOTALS		.250	8	28	9	7	14	1	0	2	4	0	0	3-0	5	0	0	2	0	.364	.500

WORLD BASEBALL CLASSIC RECORD

YEAR	CLUB	AVG	G	AB	R	H	TB	2B	3B	HR	RBI	SH	SF	BB-1	SO	SB	CS	HP	GIDP	OBP	SLG
2017	Venezuela	.263	6	19	5	5	10	1	0	2	4	0	0	0-0	3	0	0	0	1	.263	.632

CAREER FIELDING

2B	PCT	G	PO	A	E	TC	DP
2014	.981	110	194	275	9	478	70
2015	.970	119	207	350	17	574	97
2016	.970	146	283	428	*22	733	*129
2017	.975	158	321	429	*19	769	129
2018	.984	127	218	336	9	563	96
TOTALS	.976	660	1223	1818	76	3117	521

MULTI-HR GAMES (9)

June 15, 2016 at OAK
 July 29, 2016 vs. KC
 Aug. 31, 2016 vs. SEA
 April 3, 2017 vs. CLE
 June 13, 2017 at HOU
 July 23, 2017 at TB
 July 30, 2017 vs. BAL
 Aug. 19, 2017 vs. CWS
 July 28, 2018 at HOU

LEAD-OFF HR (2)

May 3, 2016 at TOR (Estrada)
 May 7, 2016 at DET (Pelfrey)

INSIDE-THE-PARK HR (1)

July 28, 2018 at HOU (Verlander)

CAREER HIGHS

Hits: 5, July 28, 2018 at HOU
Runs: 4, July 22, 2015 at COL
Doubles: 3, April 30, 2016 vs. LAA
Triples: 2, May 24, 2014 at DET
Home Runs: 2, 9x, last July 28, 2018 at HOU
RBI: 5, 4x, last Aug. 19, 2017 vs. CWS
Walks: 5, Aug. 2, 2018 vs. BAL
Stolen Bases: 2, 2x, last Aug. 14, 2017 vs. DET
Hitting Streak: 10, June 28-July 8, 2017


GAME-ENDING HR (1)

Aug. 30, 2016 vs. SEA (Diaz)

GRAND SLAMS (3)

Aug. 27, 2014 at SEA (E. Ramirez)
 Sept. 20, 2017 at SEA (Albers)
 Aug. 3, 2018 vs. BAL (Hart)





JOE PALUMBO

L BATS **L THROWS** **BORN** • Oct. 26, 1994 in Stony Brook, NY
RESIDES • Holbrook, NY
6'1" HEIGHT **170.5 WEIGHT** **ACQUIRED** • Selected in the 30th round of the 2013 June Draft
24 OPENING DAY AGE **CONTRACT STATUS** • Signed through 2019
SERVICE TIME • 0.000 **OPTIONS USED** • 1/3

CAREER: Palumbo returned to the mound last season following 'Tommy John' ligament transplant surgery on 4/26/17 and reached Double-A for the first time... is ranked among the club's top prospects for a 3rd straight year, entering this season at no. 8...went from unranked to 9th on *Baseball America's* list of top 30 Texas prospects following a breakout season at Hickory in 2016...spent the majority of his 1st 3 professional seasons with the AZL Rangers and Spokane and did not move into a starting role until the 2nd half of the 2016 season at Hickory...was added to the 40-man roster as protection from the Rule 5 Draft on 11/20/17.

2018: Spent early portion of the season on the disabled list while recovering from 'Tommy John' surgery...began rehab assignment with AZL Rangers on 6/24, posting a 0.67 WHIP in 3 G/GS...allowed 2-or-fewer ER in 9 of 11 starts...in last 4 G/GS between Down East and Frisco, went 2-0 with a 0.92 ERA (2 ER/19.2 IP) and 6 BB/30 SO...opponents slashed .149/.240/.162/.404 with one XBH (2B) in that span...notched career-high 11 SO on 8/7 vs. Buies Creek (5.0 SHO IP, 2 H, 0 BB)...earned the win in Frisco debut on 8/22 at San Antonio (5.0 IP, 3 H, 1 R-ER, 1 BB, 8 SO)...right-handed batters posted .454 OPS compared to .960 OPS mark by lefties.

2017: Entered the season as the club's 9th-best prospect, but was limited to just 3 starts at Down East before undergoing season-ending 'Tommy John' ligament transplant surgery on 4/26...held opponents to a .087/.160/.130/.290 (4-46) slash line in the 3 outings with the Wood Ducks...whiffed 22 of 50 (44.0%) batters faced...had a career-best 10 strikeouts in his penultimate start on 4/12 vs. Winston-Salem...**2016:** Ranked 2nd among Texas farmhands and 13th in the South Atlantic League with 122 strikeouts despite logging the majority of

his innings in a relief role...tapped the 19th-best prospect in the SAL by *Baseball America*...tied for 3rd among Texas minor leaguers in saves, converting 8 of 11 save chances...was 6-3, 2.16 (14 ER/58.1 IP) as a reliever and 1-2, 2.37 (10 ER/38.0 IP) as a starter...opponents batted .202 (71-352), including .149 (14-94) with 5 XBH (3 2B, 2 HR) and 37 strikeouts by left-handed hitters...compiled a 3.25 ERA (10 ER/27.2 IP) over his 1st 13 relief appearances before posting a 1.17 ERA (4 ER/30.2 IP) in his next 13 relief outings...joined the Hickory rotation on 7/23 and allowed 2 runs-or-less in 6 of 7 starts...did not allow an earned run in 17.0 innings over his final 3 starts with opponents batting .121 (7-58)...**2015:** Fell 6.0 innings shy of qualifying for league leader status, but had the 3rd-lowest ERA in the Northwest League among pitchers with at least 54.0 innings...was 2-3, 2.53 (12 ER/42.2 IP) as a starter and 1-0, 3.86 (5 ER/11.2 IP) as a reliever...permitted 3 ER-or-less in all 9 starts, including zero-or-one ER in 6 outings...promoted to Hickory on 9/7 and made a spot start in the club's season finale (4.1 IP, 3 R-ER)...**2014:** Earned a spot on the AZL Postseason All-Star Team, compiling a 2.00 ERA (4 ER/18.0 IP) with 23 strikeouts over 7 relief appearances...was 1-3, 2.55 (7 ER/24.2 IP) in 7 starts...held opponents to a .190 average (.29-153), including .178 (8-45) by left-handed batters...**2013:** Averaged 10.1 SO/9 with AZL Rangers in first professional season.

PERSONAL/AMATEUR: Joseph Anthony Palumbo, Jr...transferred to St. John the Baptist High School in West Islip, New York as a senior, but was unable to play baseball due to eligibility rules...pitched for the Long Island Black Sox of the Long Island Men's League against former Division I and professional players prior to the draft.

CAREER RECORD


YEAR	CLUB	W-L	ERA	G	GS	CG	SHO	SV	IP	H	R	ER	HR	HB	BB-I	SO	WP	BK	AVG
2013	AZL Rangers—1	1-1	5.03	13	0	0	0	0	19.2	19	11	11	0	1	14-0	22	2	0	.250
2014	AZL Rangers	4-4	2.32	14	7	0	0	0	42.2	29	14	11	0	3	15-0	49	7	0	.190
2015	Spokane	3-3	2.82	12	9	0	0	0	54.1	52	25	17	3	3	22-0	42	6	0	.250
	Hickory	0-0	6.23	1	0	0	0	0	4.1	5	3	3	0	0	3-0	1	1	0	.294
2016	Hickory	7-5	2.24	33	7	0	0	8	96.1	71	28	24	5	3	36-0	122	3	0	.202
2017	Down East	1-0	0.66	3	3	0	0	0	13.2	4	3	1	0	0	4-0	22	1	0	.087
2018	AZL Rangers	0-0	4.00	3	3	0	0	0	9.0	5	4	4	1	1	1-0	15	0	0	.161
	Down East	1-4	2.67	6	6	0	0	0	27.0	24	16	8	3	3	6-0	34	0	1	.226
	Frisco—2	1-0	1.93	2	2	0	0	0	9.1	6	2	2	0	1	3-0	10	2	0	.182
MINOR TOTALS		18-17	2.64	87	37	0	0	8	276.1	215	106	81	12	15	104-0	317	22	1	.210

* Led league # Tied for league lead

- Selected by Texas in the 30th round of the 2013 June draft...signed by Takeshi Sakurayama on June 13, 2013.
- On disabled list, Feb. 23-July 15, 2018, while recovering from left elbow surgery...included rehab assignment with AZL Rangers, June 24-July 12, and Down East, July 13-15.



C.D. PELHAM



LHP #64

TWITTER • @CD_Pelham

R BATS **L** THROWS **BORN** • Feb. 21, 1995 in Lancaster, SC
RESIDES • Lancaster, SC
6'6" HEIGHT **238** LB WEIGHT **ACQUIRED** • Selected 33rd round of the 2015 June Draft
24 OPENING DAY AGE **CONTRACT STATUS** • Signed through 2019
SERVICE TIME • 0.027 **OPTIONS USED** • 0/3

CAREER: The 24-year-old lefty made his major league debut with the Rangers last season and is seeking to build on a year that saw him climb from High-A to the big leagues in less than three months...rated as one of the organization's top prospects, he pitched for Surprise in the Arizona Fall League after the season...Pelham has averaged 11.0 strikeouts per 9 innings in the minor leagues over his four professional seasons, while limiting opponents to 0.4 home runs per 9 innings...has allowed just one home run to a left-handed batter in his minors career (250 PA's)...the South Carolina native was a 33rd round pick in the 2015 June draft.

2018: The September callup saw his first major league action after opening the campaign in High-A...allowed 6 R-ER over 7.2 IP in 10 relief appearances after having his contract purchased by Texas from Frisco (AA) on 9/4...had a 2.087 WHIP with 4 BB/7 SO in limited action with TEX, as opponents batted .353/.421/.529/.950 (12-34)...had zero save chances, one hold, 2 games finished, and stranded 4 of 5 inherited runners...made ML debut on 9/5 vs. LAA (0.2 IP, 4 H, 1 R-ER) and ranked 4th on staff in appearances from the time of his debut to end of season...in 8 G from 9/7-25, had 2.84 ERA (2 ER/6.1 IP), then allowed 3 R-ER in 0.2 IP in his final outing on 9/28 at SEA.

MINORS: Combined to go 2-0, 3.66 (19 ER/46.2 IP) with 26 BB/53 SO, 1.479 WHIP, and 10.2 SO/9 over 47 relief appearances with Down East (High-A) and Frisco...went 13-for-13 in save chances and finished 32 games...posted 1.95 ERA and 1.301 WHIP in 23 G with Wood Ducks to start the year...in final 20 G in Carolina League, posted 1.19 ERA (3 ER/22.2 IP) and

had .195/.300/.230/.530 opponent slash line...made Double-A debut with Frisco on 6/23 at Corpus Christi...posted 3.86 ERA (5 ER/11.2 IP) in final 13 G in Texas League...made 4 appearances for Surprise in Arizona Fall League (4.0 IP, 8 H, 10 R-ER, 7 BB, 0 SO).

2017: Ranked 3rd among all Texas minor leaguers and T4th in the South Atlantic League with 13 saves...held opponents to a .204/.288/.339/.628 slash line, including .188/.302/.288/.590 by LHB...whiffed 75 of 263 BF (28.5%) and his 10.83 SO/9 rate was 5th-highest among SAL relievers...stranded 19 of 28 (67.9%) inherited runners and opposition batted .176 (13-74) with RISP...promoted to Down East for the postseason and tossed 2.0 scoreless innings in his lone outing with the Wood Ducks...**2016:** Averaged 11.8 SO/9 for the 2nd consecutive season, but posted a 10.2 BB/9 rate...compiled a 3.24 ERA (6 ER/16.2 IP) as a reliever and a 8.44 ERA (20 ER/21.1 IP) as a starter...opened season in bullpen and compiled a 0.69 ERA (1 ER/13.0 IP) over 1st 6 relief outings...allowed 4 runs over 3.2 IP in next 2 relief outings before moving to the rotation on 7/24...permitted 3+ runs in 6 of 7 starts...**2015:** Averaged 11.8 SO/9 over 16 relief appearances in his 1st professional season.

PERSONAL/AMATEUR: Christian Devont'a Pelham...signed with Texas on 6/15/15 after being selected in the 33rd round of the 2015 June draft out of Spartanburg Methodist (SC) College...signed by Jay Heafner...had been drafted in 25th round by Milwaukee in 2014 out of high school...was 1-2, 3.78 (14 ER/33.1 IP) over 11 G/9 GS as a sophomore at Spartanburg Methodist...also played basketball and football at Lancaster (SC) High School.

CAREER RECORD

YEAR	CLUB	W-L	ERA	G	GS	CG	SHO	SV	IP	H	R	ER	HR	HB	BB-I	SO	WP	BK	AVG
2015	AZL Rangers—1, 2	4-0	5.40	16	0	0	0	0	18.1	15	13	11	1	3	13-0	24	5	0	.217
2016	Spokane	0-6	6.16	16	7	0	0	2	38.0	36	30	26	0	0	43-0	50	12	0	.243
2017	Hickory	4-2	3.18	37	0	0	0	13	62.1	47	28	22	6	2	26-0	75	6	1	.204
2018	Down East	0-0	1.95	23	0	0	0	11	27.2	23	9	6	0	2	13-0	34	7	0	.215
	Frisco	2-0	6.16	24	0	0	0	2	19.0	20	14	13	1	3	13-0	19	7	0	.270
	Texas	0-0	7.04	10	0	0	0	0	7.2	12	6	6	0	0	4-1	7	0	0	.353
MAJOR TOTALS		0-0	7.04	10	0	0	0	0	7.2	12	6	6	0	0	4-1	7	0	0	.353
MINOR TOTALS		10-8	4.25	116	7	0	0	28	165.1	141	94	78	8	10	108-0	202	37	1	.225

* Led league # Tied for league lead

- 1- Selected by Milwaukee in the 25th round of the 2014 June draft...did not sign.
 2- Selected by Texas in the 33rd round of the 2015 June draft...signed by Jay Heafner on June 15, 2015.

CAREER FIELDING

P	PCT	G	PO	A	E	TC	DP
Totals	1.000	10	1	0	0	1	0

CAREER HIGHS

Innings: 1.0, 5x, last Sept. 25, 2018 at LAA
Strikeouts: 1, 7x, last Sept. 28, 2018 at SEA
Walks: 1, 4x, last Sept. 28, 2018 at SEA



RICHELSON PENA

NON-ROSTER
INVITEE

R BATS **R THROWS** **BORN** ♦ Sept. 29, 1993 in Tenares, Dominican Republic
6'1" HEIGHT **178. lbs. WEIGHT** **RESIDES** ♦ Tenares, Dominican Republic
25 OPENING DAY AGE **ACQUIRED** ♦ Signed as a non-drafted free agent on May 5, 2011
CONTRACT STATUS ♦ Signed through 2019
SERVICE TIME ♦ 0.000 **OPTIONS USED** ♦ 0/3

RHP #81

CAREER: The 25-year-old right-hander will be in major league spring training for the 1st time in his career and is seeking his major league debut...was re-signed to a minor league contract on 11/14/18...has spent his entire pro career in the Texas organization since signing at age 17 out of the Dominican Republic on 5/5/11...reached as high as Triple-A last season and was a Texas League mid-season All-Star selection at Double-A Frisco...has gone 51-36 with a 3.70 ERA and 1.208 WHIP in 150 games/12 starts over 8 minor league seasons...has worked primarily as a starter over the last 2 seasons and owns career averages of 2.1 BB/9 and 0.9 HR/9...participated in the winter mini-camp at the Texas Rangers Youth Academy in January.

2018: Combined to go 8-5 with a 3.38 ERA (44 ER/117.0 IP) in 22 G/18 GS with Frisco and Round Rock...his 3.38 ERA was the 4th-lowest qualifying mark among Texas farmhands...opponents batted .284/.315/.439/.754...began season with Frisco and was promoted to Round Rock on 6/18...at the time of promotion, ranked among Texas League leaders (min. 60 IP) in ERA (1st, 2.43) and BB/9 (2nd, 1.62)...was named a TL mid-season All-Star, his 1st such honor since 2014 with Spokane...tossed a complete game shutout (9.0 IP, 1 BB, 7 SO) on 5/31 vs. NW Arkansas, one of 3 9.0-inning CG SHO in the TL...was on the Round Rock disabled list, 8/3-16 and 8/31-end of season...went 7-5 with a 3.22 ERA (37 ER/103.1 IP) as a starter compared to 1-0, 4.61 (7 ER/13.2 IP) as a reliever.

WINTER LEAGUE: Pitched for Aguilas in the Dominican Winter League for the 3rd straight offseason, going 0-2 with a 2.38 ERA (6 ER/22.2 IP) and 6 BB/21 SO in 5 starts...this winter, was teammates with Andy

Ibanez, Danny Santana, Leody Taveras, Yoel Espinal, and Bartolo Colon...won the Dominican Winter League ERA title in 2017, registering a 1.55 ERA (7 ER/40.2 IP) in 12 G/5 GS.

2017: Combined to go 10-7 with a 3.00 ERA (45 ER/135.0 IP) over 25 G/22 GS with Down East and Frisco...logged career-bests in IP (135.0), SO (110), and BB/9 (1.9)...opened season at Down East and was promoted to Frisco on 8/3...was 4-0 with a 1.55 ERA (7 ER/40.2 IP) over 12 G/5 GS with Aguilas in the DWL...**2016:** Combined to go 4-4 with a 5.02 ERA (34 ER/61.0 IP) over 22 G/9 GS with Frisco and Round Rock...was 1-3, 4.32 (12 ER/25.0 IP) as a reliever and 3-1, 5.50 (22 ER/36.0 IP) as a starter...opened season with Frisco and was promoted to Round Rock on 6/6...returned to Frisco on 7/16 for remainder of season...**2015:** Tied for the California League lead in victories...was 6-2, 2.57 (16 ER/56.0 IP) in 10 G/9 GS on the road and 4-6, 6.95 (43 ER/55.2 IP) over 11 home starts...had a 6.75 ERA (15 ER/20.0 IP) through first 4 starts, but went 5-2, 2.40 (11 ER/41.1 IP) over next 7 starts...was 5-4, 5.90 (33 ER/50.1 IP) over final 10 starts...placed on disabled list on 8/28 for remainder of the season with a right elbow sprain...**2014:** Chosen as a Northwest League mid-season All-Star...tapped the 13th-best prospect in the NWL by *Baseball America*...compiled the 4th-lowest WHIP (1.15) on the circuit...**2013:** Tied for the Dominican Summer League lead with 9 victories, while sporting the 5th-highest SO/9 rate (9.00) and 3rd-lowest BB/9 rate (1.14)...went 2-0 with a 1.50 ERA (2 ER/12.0 IP) over 2 starts in the postseason for the DSL champs.

PERSONAL: Richelson Pena...signed by Roberto Aquino and Mike Daly.

CAREER RECORD

YEAR	CLUB	W-L	ERA	G	GS	CG	SHO	SV	IP	H	R	ER	HR	HB	BB-I	SO	WP	BK	AVG
2011	DSL Rangers—1	3-3	4.00	14	12	1	0	0	54.0	57	29	24	2	1	15-0	32	3	0	.277
2012	DSL Rangers	2-3	4.85	15	6	0	0	1	39.0	34	23	21	1	0	13-0	29	9	0	.239
2013	DSL Rangers	#9-1	2.29	17	11	1	1	0	74.2	57	21	19	1	0	11-0	76	7	0	.215
2014	Spokane	5-5	3.36	14	14	0	0	0	72.1	68	31	27	3	1	15-0	67	5	0	.250
2015	High Desert	#10-8	4.76	21	20	0	0	0	111.2	118	71	59	23	5	23-1	87	4	0	.266
2016	Frisco	3-3	4.07	16	4	0	0	0	42.0	35	20	19	6	0	18-0	38	2	0	.224
	Round Rock	1-1	7.11	6	5	0	0	0	19.0	32	18	15	4	0	8-0	17	2	0	.372
2017	Down East	8-4	2.92	20	17	1	0	1	101.2	82	36	33	15	5	23-0	87	6	0	.219
	Frisco	2-3	3.24	5	5	0	0	0	33.1	34	14	12	3	0	6-0	23	0	0	.262
2018	Frisco	4-3	2.43	11	11	1	#1	0	66.2	64	22	18	7	2	12-1	54	3	0	.251
	Round Rock—2	4-2	4.65	11	7	0	0	0	50.1	69	28	26	5	0	9-0	37	4	1	.322
MINOR TOTALS		51-36	3.70	150	112	4	2	2	664.2	650	313	273	70	14	153-2	547	45	1	.256

* Led league # Tied for league lead

1- Signed by Texas as a non-drafted free agent on May 5, 2011...signed by Roberto Aquino and Mike Daly.
 2- Re-signed by Texas as a minor league free agent on Nov. 14, 2018.

+ + + + +

2019 TEXAS RANGERS



MEDIA GUIDE + + + + +

HUNTER PENCE

NON-ROSTER INVITE



R
BATS
6'4"
HEIGHT
35
OPENING DAY AGE

R
THROWS
230
WEIGHT
+

BORN • April 13, 1983 in Fort Worth, TX
RESIDES • San Francisco, CA
ACQUIRED • Signed as a minor league free agent on Feb. 7, 2018
CONTRACT STATUS • Signed through 2019
SERVICE TIME • 11.156 **OPTIONS USED** • 0/3

FRONT OFFICE

COACHES

PENCE

2018 REVIEW

OPONENTS

RECORDS

DEVELOPMENT

MEDIA

CAREER: The Rangers signed Pence to a 2019 minor league contract with a spring training invitation on 2/7/19...the 35-year-old right-handed batter appeared in just 97 games due to injuries in his final season at SF in 2018...was acquired by the Giants on 7/31/12 and helped lead the team to World Championships in 2012 and 2014...has been sidelined with injuries for much of the last 4 years, appearing in just 389 of 648 possible games...hit 20 or more homers in 7 straight seasons from 2008-14 with 100+ RBI 4 times in that span...the 3-time All-Star made his Major League debut with HOU in 2007 and was traded to PHI on 7/29/11...was a 2nd round selection of the Astros in the 2004 MLB Draft after playing 2 seasons at the University of Texas-Arlington...born in Fort Worth, TX and grew up in Arlington, graduating from Arlington High School in 2001.

POSTSEASON: Has a career .254 (43-169) average with 2 homers and 16 RBI in 43 career playoff games...made postseason debut with PHI in 2011 NLDS vs. STL and drove in 4 runs...appeared in playoffs with SF in 2012, 2014, and 2016 and ranks on the franchise's all-time postseason list in games (T3rd, 38), at bats (3rd, 150), hits (3rd, 39), and runs (4th, 20)...batted .333 (22-66) with 6 doubles, a home run and 8 RBI in 17 games in SF's 2014 playoff run to its 3rd World title in 5 years...scored 12 runs, 4th most in a single postseason in Giants history...had a .444 (12-27) average with 3 2B, one HR, 5 RBI and 7 runs in the 7-game WS vs. KC...his .444 AVG was T3rd highest in a single World Series among players with at least 25 at-bats, and his 12 hits matched Pablo Sandoval (2014) and Buck Herzog (1912) for the most ever by a Giants' player in a single World Series...reached base safely in 20-consecutive postseason games from Game 2 of the 2012 World Series vs. DET through Game 7 of the 2014 World Series vs. KC.

GIANTS: Had a .268 (758-2828) average with 93 homers and 406 RBI in 772 games with SF...**2018:** Had career Major League lows for batting average (.226), homers (4), and RBI (24) and 97 games were 2nd fewest to 2015 (52)...made starts in LF (37), RF (10), and DH (2) and was 8-for-40 as a pinch-hitter...were the 1st starts in LF of his ML career...hit .172 (10-58) with 3 RBI in 17 games before going on the 10-day DL with a sprained right thumb on 4/20 (retro to 4/19)...originally injured the thumb in the Giants' home opener on 4/3 vs. SEA...appeared in a total of 25 games with Sacramento (AAA) on 2 rehab stints (4/27-5/7; 5/12-30) before being activated on 6/2...had a .243 (43-177) average with 4 homers and 21 RBI in final 80 games...batted .313 (10-32) over 14-game span from 7/1-25 to go from .204 to season best .231 and had a .308 (12-39) mark with 2

homers and 5 RBI in his final 10 contests to improve from .209 to .239...had 2nd career pinch homer, 8/25 vs. TEX...had a .301 (25-83) average with runners on base...batted .276 (8-29) with one home run and 6 RBI over 8 games with Toros del Este in the Dominican Winter League in December.

2017: Started 120 games in right field for the Giants...placed 4th in the N.L. in infield hits (27)...had 6th lowest OPS among N.L. players (.701)...was on the DL from 5/13-6/4 with a left hamstring strain...hit 1st career pinch home run on, 6/18 at COL...**2016:** Was in the starting lineup for just 102 games in RF...had a strong start, batting .302 in 1st 32 games though 5/8...was selected as the N.L. Player of the Week for 4/25-5/1 after hitting .421 with two homers and 10 RBI...hit 200th career home run off Patrick Corbin on 5/14 at ARI...was out of the starting lineup for 6 games from 5/21-27 with a mild hamstring strain and then missed 48 games with a torn tendon in right hamstring from 6/2-7/30...had surgery to repair the injury on 6/9 performed by Dr. Dan Cooper in Dallas...**2015:** Missed a total of 110 games due to 3 stints on the DL...missed 1st 36 games of the season with a fractured left forearm after being hit by a pitch thrown by CHC's Corey Black on 3/5 in a spring training game...that ended his 383 consecutive games streak in the regular season, 3rd longest in Giants franchise history, behind Bill Terry (468, 1930-1933) and George Burns (459, 1915-1917)...his consecutive games streak had started on 8/1/12...was activated on 5/16 but injured his left wrist while making a diving catch on the Pirates' Andrew McCutchen on 6/1...went back on DL on 6/12 with tendinitis in left wrist...was activated on 7/7 after missing 30 games...was then sidelined for the season on 8/18 with an oblique strain suffered on his final at bat on 8/17 at STL...**2014:** Led the N.L. in at bats (650) and games (162, tied) and ranked among the leaders in runs (2nd, career high 106), triples (T2nd, 10), hits (3rd, 180), total bases (4th, 289), and multi-hit games (4th, 50)...played in All-Star Game for N.L....was the 1st Giant to have over 700 plate appearances in a season (708) since Brett Butler in 1990...started all but one game in RF and played all but 23 defensive innings...**2013:** Was among the league leaders in games (T1st, 162), at bats (3rd, 629), hits (5th, 178), and runs (9th, 91)...hit career high 27 homers...joined LAA's Mike Trout as only ML players with 20+ HR, 90+ RBI, and 20+ SB...was just the 7th different Giant to hit at least 20 HRs and steal 20 bases in a season...was 1st Giants player to start every game in a season since Alvin Dark started all 154 games for the NY Giants in 1954...was the 1st Giants player since Bobby Thomson in 1949 to start every game of a season in the outfield...won the "Willie Mac"



PENCE CONTINUED

Award, given to the team's most inspirational player, as voted by players, coaches, trainers, fans and Willie McCovey...was on N.L.'s Final Man ballot for All-Star team...recorded his 1,000th career hit, 4/9 vs. COL...was named the N.L. Player of the Week for 9/9-15 and was the N.L.'s September Player of the Month with league bests 32 RBI and 11 HR (tied)...**2012:** Combined to hit .253 (156-617) with 24 homers and a career high 104 RBI in 160 games with PHI and SF...was 5th in the N.L. in RBI...started 100 games in RF for the Phillies with a .271 batting average...was traded to SF on 7/31 and started 58 games in RF the rest of the year for the Giants...had 45 RBI in 59 total games with SF with 22 in August and 23 in September...**2011:** Had a .314 (190-606) average with 22 homers and 97 RBI in 154 games with HOU and PHI...was among the N.L. leaders in average (4th), hits (4th, career high), and RBI (T8th)...hit .308 in 100 games with the Astros and was selected to the N.L. All-Star Team...had a career-best 23-game hitting streak from 5/19-6/13 with a .406 (39-96) average...was traded to the Phillies on 7/29 and hit .324 in 54 games the rest of the season...hit .340 in 25 games in August...**2010:** Ranked 4th in the N.L. in at bats (614) and led HOU in runs (93) hits (173), homers (25), and RBI (91)... was selected as HOU's Most Valuable Player...**2009:** Tied for 2nd on the Astros in homers (25) and was 3rd in runs (76)...was selected to N.L. All-Star team...batted .388 in 27 games in May...led ML outfielders in assists (16)...**2008:** Ranked 3rd on the Astros in homers (25) and RBI (83) in 1st full Major League season...had the most OF assists (16) in Majors...won team's Darryl Kile Award...**2007:** Began the year at Round Rock (AAA) before being purchased by HOU on 4/27...started in RF in ML debut on 4/28 vs. MIL...singled off Chris Spurling in 6th inning for 1st hit...1st ML homer was a grand slam off Dennis Dove, 5/5 at STL...was named N.L. Rookie of the Month for May and N.L. Co-Player of the Week for 5/14-20...had the N.L.'s highest average (.342) at the All-Star break, the 1st ML rookie to lead a league in batting at the break since 1957, when classifications for rookies were established...had a .293 average in season's 2nd half to finish at .322, a figure that would have been 8th best in N.L. but was 18 plate appearances shy of qualifying...was

on the 15-day DL from 7/23-8/21 with a right wrist capsular sprain with a small chip fracture...**2006:** Ranked among the Texas League leaders in runs (3rd, 97), homers (4th, 28), and RBI (5th, 95) at Corpus Christi (AA)...was named to *Baseball America's* Minor League and Double-A All-Star Teams and to Texas League All-Star Team...played in the MLB All-Star Futures Game in PIT...played for Mesa in Arizona Fall League and was named to AFL all-Prospect and Rising Stars Teams...**2005:** Combined to hit .320 with 31 homers and 90 RBI in 121 games with Lexington (Low-A) and Salem (High-A)...hit .338 with 25 homers and 60 RBI in just 80 games at Lexington and was named to *Baseball America's* Low Class A All-Star Team...ranked 4th in the South Atlantic League in homers...was promoted to Salem in July...**2004:** Made pro debut at Tri-City (Short Season A).

AMATEUR BACKGROUND: Played 2 seasons at the University of Texas-Arlington...his .371 career average was 3rd highest in school history at that time and had 16 homers and 77 RBI...was named the 2004 Southland Conference Player of the Year and Hitter of the Year with a .395 batting average, 8 homers, and 35 RBI...led the Jayhawk Summer League in batting with a .429 average at Liberal in 2003, earning *Baseball America* 1st Team Summer All-American honors...was an all-SLC 1st team selection in 2003 with a .347 average, 8 homers, and 42 RBI...played one season at Texarkana (TX) Jr. College...former Rangers catcher Don Werner recommended Pence to UTA...graduated from Arlington (TX) High School in 2001...played outfield his 1st 3 years in high school before moving to shortstop as a senior.

PERSONAL: Hunter Andrew Pence...married Alexis Cozombolidis on 11/26/16...is a 4-time winner of his team's MLBPA Heart and Hustle Award (2008, 2009, 2013, 2014)...appeared as himself in an episode of the TV sitcom *Fuller House* in 2016...has been very involved in the community with the Giants, working the following organizations: Big League Impact, Nancy & Stephen Grand Family House, Greater Bay Area Make-A-Wish Foundation, Take Me Out to the Ballgame Ticket Donation Program, Until There's A Cure Foundation and The Garden at AT&T Park.



PENCE CONTINUED

FRONT OFFICE

COACHES

PENCE

2018 REVIEW

OPONENTS

RECORDS

DEVELOPMENT

MEDIA

CAREER RECORD

YEAR	CLUB	AVG	G	AB	R	H	TB	2B	3B	HR	RBI	SH	SF	BB-I	SO	SB	CS	HP	GDP	OBP	SLG
2004	Tri-City—1, 2	.296	51	199	36	59	103	18	1	8	37	0	2	23-1	30	3	5	1	4	.369	.518
2005	Lexington	.338	80	302	59	102	197	14	3	25	60	0	0	38-2	53	8	3	1	2	.413	.652
	Salem	.305	41	151	24	46	74	8	1	6	30	0	2	18-0	37	1	2	0	6	.374	.490
2006	Corpus Christi	.283	136	523	97	148	279	31	8	28	95	1	5	60-6	109	17	4	3	11	.357	.533
2007	Round Rock	.326	25	95	17	31	53	11	1	3	21	0	1	10-0	15	2	0	0	4	.387	.558
	Houston—3	.322	108	456	57	147	246	30	9	17	69	0	1	26-0	95	11	5	1	10	.360	.539
2008	Houston	.269	157	595	78	160	277	34	4	25	83	0	3	40-2	124	11	10	4	14	.318	.466
2009	Houston	.282	159	585	76	165	276	26	5	25	72	0	3	58-1	109	14	11	1	25	.346	.472
2010	Houston	.282	156	614	93	173	283	29	3	25	91	0	3	41-2	105	18	9	0	11	.325	.461
2011	Houston	.308	100	399	49	123	188	26	3	11	62	0	3	20-3	86	7	1	1	7	.356	.471
	Philadelphia—4	.324	54	207	35	67	116	12	2	11	35	0	3	26-2	38	1	1	0	8	.394	.560
2012	Philadelphia	.271	101	398	59	108	178	15	2	17	59	0	2	37-1	85	4	2	3	13	.334	.447
	San Francisco-5	.219	59	219	28	48	84	11	2	7	45	1	5	19-1	60	1	0	4	1	.287	.384
2013	San Francisco	.283	#162	629	91	178	304	35	5	27	99	0	3	52-3	115	22	3	3	17	.339	.483
2014	San Francisco	.277	#162	*650	106	180	289	29	10	20	74	0	3	52-3	130	13	6	3	13	.332	.445
2015	Sacramento	.294	5	17	6	5	11	0	0	2	5	0	1	2-0	4	0	0	0	0	.350	.647
	San Francisco-6,7,8	.275	52	207	30	57	99	13	1	9	40	0	0	16-0	48	4	1	0	8	.327	.478
2016	San Francisco-9	.289	106	395	58	114	178	23	1	13	57	0	3	43-1	95	1	1	1	10	.357	.451
	Sacramento	.417	7	24	6	10	21	2	0	3	7	0	0	0-0	3	0	0	1	2	.440	.875
2017	San Jose	.300	3	10	3	3	3	0	0	0	0	0	0	2-0	2	0	0	0	0	.417	.300
	San Francisco-10	.260	134	493	55	128	190	13	5	13	67	0	4	40-1	102	2	3	2	8	.315	.385
2018	San Francisco-11	.226	97	235	19	53	78	11	1	4	24	0	2	11-1	59	5	1	0	1	.258	.332
	Sacramento—12	.301	25	103	11	31	38	4	0	1	13	0	1	6-0	24	0	0	1	4	.342	.369
MAJOR TOTALS		.280	1607	6082	834	1701	2786	307	53	224	877	1	37	491-19	1251	114	54	23	146	.334	.458
MINOR TOTALS		.305	373	1424	259	435	779	88	14	76	268	1	12	159-9	277	31	14	7	33	.375	.547

* Led league # Tied for league lead

- 1- Selected by Milwaukee in the 4th round of the 2002 June draft...did not sign.
- 2- Selected by Houston in the 2nd round of the 2004 June draft...signed by Rusty Pendergrass.
- 3- On disabled list, July 23-Aug. 21, 2007, with right wrist capsular sprain and small chip fracture...included rehab assignment with Round Rock, Aug. 18-21.
- 4- Acquired by Philadelphia from Houston, along with cash considerations, in exchange for INF Jonathan Singleton, RHP Jarred Cosart, RHP Josh Zeid, and a PTBNL (OF Domingo Santana) on July 29, 2011.
- 5- Acquired by San Francisco from Philadelphia in exchange for OF Nate Schierholtz, C Tommy Joseph and RHP Seth Rosin on July 31, 2012.
- 6- On disabled list, March 27-May 15, 2015, with left forearm fracture...included rehab assignment with Sacramento, May 8-16.
- 7- On disabled list, June 12-July 6, 2015, with left wrist tendinitis.
- 8- On disabled list, Aug. 18, 2015-end of season with left oblique strain.
- 9- On disabled list, June 2-July 30, 2016, with torn tendon in right hamstring...included rehab assignment with Sacramento, July 16-30.
- 10- On disabled list, May 13-June 4, 2017, with left hamstring strain...included rehab assignment with San Jose, May 31-June 3.
- 11- On disabled list, April 19-June 1, 2018, with right thumb sprain...included rehab assignments with Sacramento, April 27-May 7 and May 12-31.
- 12- Signed by Texas as a minor league free agent on Feb. 7, 2019.

POSTSEASON RECORD

SERIES	CLUB	AVG	G	AB	R	H	TB	2B	3B	HR	RBI	SH	SF	BB-I	SO	SB	CS	HP	GDP	OBP	SLG
2011 NLDS	PHI vs. STL	.211	5	19	3	4	4	0	0	0	4	0	0	2-1	2	0	1	0	0	.286	.211
2012 NLDS	SF vs. CIN	.200	5	20	0	4	4	0	0	0	0	0	0	0-0	3	1	0	0	1	.200	.200
2012 NLCS	SF vs. STL	.179	7	28	4	5	9	1	0	1	3	0	0	1-0	8	0	0	0	1	.207	.321
2012 WS	SF vs. DET	.286	4	14	3	4	5	1	0	0	1	0	1	1-0	6	1	0	0	0	.313	.357
2014 NLWC	SF vs. PIT	.250	1	4	2	1	1	0	0	0	0	0	0	1-0	0	0	0	0	0	.400	.250
2014 NLDS	SF vs. WAS	.278	4	18	1	5	7	2	0	0	0	0	0	1-0	3	1	0	0	0	.316	.389
2014 NLCS	SF vs. STL	.235	5	17	2	4	5	1	0	0	3	0	0	3-0	4	1	0	0	0	.350	.294
2014 WS	SF vs. KC	.444	7	27	7	12	18	3	0	1	5	0	0	3-0	2	0	1	0	1	.500	.667
2016 NLWC	SF vs. NYM	.000	1	4	0	0	0	0	0	0	0	0	0	0-0	2	0	0	0	0	.000	.000
2016 NLDS	SF vs. CHC	.222	4	18	1	4	4	0	0	0	0	0	0	1-0	3	0	0	0	0	.222	.222
WC TOTALS		.125	2	8	2	1	1	0	0	0	0	0	0	1-0	2	0	0	0	0	.222	.125
LDS TOTALS		.227	18	75	5	17	19	2	0	4	0	0	0	3-1	12	2	2	0	1	.253	.227
LCS TOTALS		.200	12	45	6	9	14	2	0	1	6	0	0	4-0	11	1	0	0	1	.265	.311
WS TOTALS		.390	11	41	10	16	23	4	0	1	6	0	1	4-0	8	1	1	0	1	.435	.561
POSTSEASON TOTALS		.254	43	169	23	43	57	8	0	2	16	0	1	12-1	33	4	3	0	3	.302	.337

ALL-STAR GAME RECORD

YEAR	CLUB	AVG	G	AB	R	H	TB	2B	3B	HR	RBI	SH	SF	BB-I	SO	SB	CS	HP	GDP	OBP	SLG
2009	NL, St. Louis	SELECTED - DID NOT PLAY																			
2011	NL, Arizona	.500	1	2	1	1	1	0	0	0	0	0	0	0-0	1	0	0	0	0	.500	.500
2014	NL, Minnesota	.000	1	1	0	0	0	0	0	0	0	0	0	0-0	0	0	0	0	0	.000	.000
ASG TOTALS		.333	2	3	1	1	1	0	0	0	0	0	0	0-0	1	0	0	0	0	.333	.333



PENCE CONTINUED

CAREER FIELDING

OF	PCT	G	PO	A	E	TC	DP
2007	.981	108	296	6	6	308	0
2008	.997	156	340	*16	1	357	4
2009	.985	157	316	*16	5	337	2
2010	.983	155	340	9	6	355	2
2011	.980	153	284	11	6	301	3
2012	.976	159	271	11	7	289	0
2013	.982	162	374	2	7	383	1
2014	.984	161	308	9	5	322	0
2015	.977	51	122	4	3	129	2
2016	1.000	102	193	7	0	200	0
2017	.996	125	258	5	1	262	0
2018	.990	55	97	0	1	98	0
Totals	.986	1544	3197	96	48	3341	14

GRAND SLAMS (6)

May 5, 2007 at STL (Dove)
 May 20, 2008 vs. CHC (Dempster)
 Sept. 14, 2012 at ARI (Skaggs)
 Sept. 14, 2013 at LAD (Fife)
 July 10, 2015 vs. PHI (Hamels)
 April 7, 2016 vs. LAD (Báez)

PINCH-HIT HR (2)

June 18, 2017 at COL (McGee)
 Aug. 25, 2018 vs. TEX (Moore)

CAREER HIGHS

Hits: 5, 2x, last July 24, 2013 vs. CIN
Runs: 4, 6x, last Sept. 10, 2016 at ARI
Doubles: 3, 2x, last June 11, 2017 vs. MIN
Triples: 1, 53x, last July 9, 2018 vs. CHC
Home Runs: 2, 10x, last Aug. 3, 2014 at NYM
RBI: 7, Sept. 14, 2013 at LAD
Walks: 3, 7x, last April 11, 2017 vs. ARI
Stolen Bases: 2, 6x, last Aug. 9, 2015 at CHC
Hitting Streak: 23, May 19-June 13, 2011

MULTI-HR GAMES (10)

Aug. 31, 2007 at CHC
 May 2, 2008 vs. MIL
 May 23, 2008 vs. PHI
 Sept. 17, 2008 at FLA
 Aug. 12, 2009 at FLA
 Aug. 17, 2010 vs. NYM
 May 6, 2012 at WAS
 May 15, 2012 vs. HOU
 Sept. 15, 2013 at LAD
 Aug. 3, 2014 at NYM

GAME-ENDING HR (3)

July 3, 2007 vs. PHI (Mesa)
 May 4, 2008 vs. MIL (Stetter)
 May 15, 2012 vs. HOU (Myers)

TEXAS RANGERS RULE 5 DRAFT HISTORY, 1971-2018

The Rangers have selected 17 players in the Major League Baseball Rule 5 Draft, which takes place annually at the winter meetings, since the franchise moved to Texas after the 1971 season. Additionally, Texas has acquired 5 other players via trade on the day of the Rule 5 Draft. Players with at least three years of professional service who are not protected on a team's major league roster are eligible for selection by another club for \$50,000.00 (\$25,000.00 through 1984). If the player selected does not make the opening day major league roster and remain there for the duration of the season, he must be offered back to his original club for one-half the draft price. Texas selections:

RANGERS SELECTIONS IN RULE 5 DRAFT

YEAR	PLAYER	ORIGINAL CLUB
1972	Ken Esposito, P	New York Mets
1982	Odell Jones, P	San Diego Padres
1983	Pat Underwood, P	San Diego Padres
1984	Mitch Williams, P	San Diego Padres
1985	Scott Patterson, P	New York Yankees
1986	Cecil Espy, OF	Pittsburgh Pirates
1988	Darrel Akerfelds, P	Cleveland Indians
1989	Ramon Manon, P	New York Yankees
1994	Francisco Saneaux, P	Baltimore Orioles
1995	Mark Mims, P	Los Angeles Dodgers
	Tim Rumer, P	New York Yankees
2002	Marshall McDougall, IF/OF	Cleveland Indians
	John Koronka, P	Cincinnati Reds
2003	Chris Mabeus, P	Oakland Athletics
2005	Fabio Castro, P*	Chicago White Sox
2009	Ben Snyder, P*	San Francisco Giants
2010	Mason Tobin, P*	Los Angeles Angels
2012	Coty Woods, P	Colorado Rockies
2014	Delino DeShields, OF	Houston Astros
2016	Mike Hauschild, RHP	Houston Astros
2017	Carlos Toci, OF	Philadelphia Phillies
2018	Jordan Romano, RHP	Toronto Blue Jays

STATUS WITH RANGERS

Did not make team-returned to Mets
 On 1983 opening day roster
 Released in spring training
 Did not make team-returned to Padres but reacquired in trade
 Did not make team-returned to Yankees
 Did not make team-returned to Pirates but reacquired in trade
 Did not make team-returned to Indians but reacquired for cash
 On 1990 opening day roster-returned to Yankees on April 30
 Did not make team-returned to Orioles
 Did not make team-returned to Dodgers
 Did not make team-returned to Yankees
 Did not make team-returned to Yankees
 Did not make team-returned to Yankees
 Did not make team-returned to Reds
 Did not make team-returned to Athletics
 On 2006 opening day roster-designated for assignment 6/24, traded to PHI 6/29
 Did not make team-returned to Rangers via trade with Giants (LHP Edwin Escobar)
 On 2011 opening day roster-remained in organization after season-ending surgery
 Did not make team-returned to Rockies
 Remained with Rangers for entire 2015 season
 On 2017 Opening Day roster-returned to Astros on 4/22
 Remained with Rangers for entire 2018 season
 -

*Castro, Snyder, Tobin, Toci, and Romano were all acquired in trades on the day of the Rule 5 Draft after being selected in the draft by other clubs.

Texas also had RHP Seth Rosin on its major league roster from March 26-April 8, 2014 after he was received on a waiver claim from the Los Angeles Dodgers, who had selected him in the 2013 Rule 5 Draft. He was designated for assignment by Texas on April 9, 2014 and returned to the Philadelphia Phillies, his original organization, on April 11, 2014.

In addition, Texas acquired outfielder Ricky Williams from the Montreal Expos on Dec. 15, 1998 for an undisclosed amount of cash. Williams was selected by the Expos from the Philadelphia Phillies organization in the Rule 5 Draft Dec. 14, 1998. The Rangers were unable to convince Williams, 1998 Heisman Trophy winner at University of Texas, to pursue a career in baseball.

Seven Texas players have been selected in the major league Rule 5 Draft, including RHP Reed Garrett prior to the 2019 season.

RANGERS SELECTED IN RULE 5 DRAFT


YEAR	PLAYER	SELECTED BY
1975	Tom Robson, 1B	New York Yankees
1997	Melvin Brazoban, P	Pittsburgh Pirates
2003	Andy Fox, IF	Montreal Expos
2006	Alfredo Simon, P	Baltimore Orioles
2012	Chris McGuinness, 1B	Cleveland Indians
2014	Odubel Herrera, IF/OF	Philadelphia Phillies
2017	Anthony Gose, OF	Houston Astros
2018	Reed Garrett, RHP	Detroit Tigers

STATUS WITH CLUB

Retired due to injury prior to 1976 season
 Did not make team-returned to Rangers
 Released by Expos in July, 2004-reacquired by Rangers
 Traded from BAL to PHI-did not make team-returned to Rangers
 Did not make team-returned to Rangers
 Remained with Phillies for entire 2015 season
 Did not make team-returned to Rangers
 -



JORDAN ROMANO



RHP #78

TWITTER @ Gordondemand

R BATS **R THROWS** **BORN** • April 21, 1993 in Markham, Ontario
RESIDES • Markham, Ontario
ACQUIRED • In a trade with Chicago-AL on Dec. 13, 2018
CONTRACT STATUS • Signed through 2019
25 **OPENING DAY AGE** **SERVICE TIME** • 0.000 **OPTIONS USED** • 0/3

CAREER: The 25-year-old Romano was acquired from CWS in exchange for cash considerations on 12/13/18... had been selected by the White Sox from TOR as the 3rd overall pick in that day's MLB Rule 5 Draft...was an Eastern League All-Star at Double-A New Hampshire in 2018, ranking among the league's pitching leaders with 11 wins and 124 strikeouts...was a non-roster invitee to TOR's spring training camp in 2018...has been a full-time starter the last 3 years after missing all of 2015 due to "Tommy John" surgery...pitched out of the bullpen in his 1st pro season in 2014...the Ontario, Canada native was the Blue Jays' 10th round pick in the 2014 MLB Draft out of Oral Roberts University.

2018: Was among the Eastern League leaders in opponents batting average (2nd, .237), WHIP (3rd, 1.19), wins (T3rd, 11), strikeouts (T4th, 125), starts (T8th, 25), and innings (T9th, 137.1) at New Hampshire (AA)...was selected as the right-handed starter on the EL Postseason All-Star Team...started for the Eastern Division in the league All-Star Game, fanning 2 in a perfect inning of work...was the Eastern League pitcher of the week for the week ending 7/22...was 9-0, 2.17 (14 ER/58.0 IP) in season's 1st 10 starts thru end of May, winning final 9 decisions in that span...last outing in that period was a win in spot start for Buffalo (AAA) on 5/27 at Rochester (2 ER/5.0 IP)...returned to New Hampshire the following day and was 0-4, 7.52 in 6 starts in June, including 1st loss of season on 6/7 vs. Akron...rebounded to go 2-0, 1.04 in 4 July starts but was 1-4, 7.27 in final 6 games...held RHB to .216 batting average...worked 7.0 scoreless innings on 4/11 at Trenton and 8.0 shutout frames on 6/21 vs. Harrisburg...was on the DL from 8/30-9/7.

2017: Ranked among the Florida State League leaders in strikeouts (2nd, 138), starts (T2nd, 26), ERA (3rd,

3.39), and innings (5th, 138.0) at Dunedin (High-A)... issued 2 two homers, fewest of any FSL pitcher ranked in the top-40 in innings pitched...went 5-1, 2.33 at home... in lone postseason start, worked 6.2 innings of one-run ball to earn the win against Tampa on 9/6...was named a TOR organizational all-star by MiLB.com...pitched for Team Italy in World Baseball Classic in March... appeared in 2 games and earned the win against Mexico on 3/9 with a scoreless 9th inning with 2 strikeouts... Italy scored 5 runs in the bottom of the inning for a 10-9 victory...**2016:** Began the year continuing his rehab from ligament reconstruction surgery on right elbow before joining Lansing (Low-A) in mid-June...pitched consecutive one-run, 7-strikeout performances in 1st 2 starts, including 1st pro complete game on 6/13 vs. Great Lakes...had career best 10 strikeouts, 8/24 at Dayton... issued one or fewer runs in 9 of 14 starts...opponents batted just .191...had 2 brief stints on the DL, 7/15-23 and 8/27-9/3...**2015:** Injured his right elbow in spring training and underwent ligament reconstruction surgery in late March...missed the entire season...**2014:** Worked 3.0 scoreless innings in 2 relief appearances to open pro career at Gulf Coast Blue Jays (Rookie)...was promoted to Bluefield (Rookie) on 7/2 and fanned 33 in 25.0 innings over 11 outings.

PERSONAL/AMATEUR BACKGROUND: Jordan Robert Romano...single...played 2014 season at Oral Roberts University in Tulsa, OK, going 3-4, 2.66... pitched 2 years Connors State College in Warner, OK and went 4-3, 4.74 with 53 strikeouts in 38.0 IP in 2013 when the Cowboys advanced to NJCAA Division 1 World Series...played baseball, basketball, soccer, and volleyball at Father Michael McGivney Catholic Academy in Markham, ONT (graduated '12)...pitched on Canadian Junior National Team in 2010.

CAREER RECORD

YEAR	CLUB	W-L	ERA	G	GS	CG	SHO	SV	IP	H	R	ER	HR	HB	BB-I	SO	WP	BK	AVG
2014	Bluefield—1	1-1	2.16	11	0	0	0	0	25.0	19	7	6	0	2	9-0	33	3	1	.209
	GCL Blue Jays	0-0	0.00	2	0	0	0	0	3.0	2	0	0	0	0	4-0	1	0	0	.182
INJURED - DID NOT PITCH																			
2016	Lansing	3-2	2.11	15	14	1	0	0	72.2	49	24	17	3	5	27-0	72	4	1	.191
2017	Dunedin	7-5	3.39	28	26	0	0	0	138.0	141	65	52	2	14	54-0	138	10	4	.263
2018	New Hampshire	11-8	4.13	25	25	0	0	0	137.1	122	80	63	15	7	41-0	125	2	2	.237
	Buffalo—2, 3	1-0	3.60	1	1	0	0	0	5.0	4	2	2	0	0	4-0	3	0	1	.222
MINOR TOTALS		23-16	3.31	82	66	1	0	0	381.0	337	178	140	20	28	139-0	372	19	9	.236


* Led league # Tied for league lead

- Selected by Toronto in the 10th round of the 2014 June draft.
- Selected by Chicago-AL in the major league phase of the Rule 5 Draft on Dec. 13, 2018.
- Acquired by Texas from Chicago-AL in exchange for cash considerations on Dec. 13, 2018.

WORLD BASEBALL CLASSIC RECORD

YEAR	CLUB	W-L	ERA	G	GS	CG	SHO	SV	IP	H	R	ER	HR	HB	BB-I	SO	WP	BK	AVG
2017	Italy	1-0	16.20	2	0	0	0	0	1.2	2	3	3	1	1	2-0	4	0	0	.250





CONNOR SADZECK

R BATS	R THROWS	BORN • Oct. 1, 1991 in Barrington, IL
6'7" HEIGHT	240 WEIGHT	RESIDES • Crystal Lake, IL
27 OPENING DAY AGE		ACQUIRED • Selected in the 11th round of the 2011 June Draft
		CONTRACT STATUS • Signed through 2019
		SERVICE TIME • 0.031 OPTIONS USED • 3/3

RHP #59

TWITTER • @ConnorSadzeck

CAREER: The right-hander made his Major League debut in September and emerged as one of the club's most reliable relievers down the stretch...had entered the season without any experience above the Double-A level in his 1st 5 pro seasons, but has moved quickly since a transition to a relief role...has averaged nearly 11.0 strikeouts per 9.0 innings as a reliever at the minor league level since August 2017...had spent the majority of his career as a starter, as 89 of his 1st 95 career outings had come in a starting role prior to moving to the bullpen midway through the 2017 campaign...was slowed in 2014-15 by 'Tommy John' surgery on his right elbow in March 2014...was the Rangers' 11th round selection in the 2011 June draft.

2018: Made his Major League debut in September and was one of the club's most frequently used relievers over the final month...tied for the 4th-most games in the A.L. during September...was also used as an "opener" twice...spent balance of season at Triple-A Round Rock, his 1st career action above the Double-A level...missed nearly 7 weeks of action at Round Rock with an oblique strain.

TEXAS: Recalled from Round Rock (AAA) on 8/31 and made a team-high 13 relief appearances through the end of the season...logged 12 straight outings without allowing an ER to start Rangers career, longest streak in team history...only earned run allowed came in final outing on 9/29 at SEA...limited opponents to .182/.400/.212/.612 slash line with one XBH (2B)...made ML debut on 9/1 vs. MIN, striking out lone BF and stranding 2 IR...had 2 starts as an "opener": 9/14 at SD and 9/21 vs. SEA...worked 1.0 SHO IP in each start and TEX won both games...issued walks in 9 of 13 outings, including 5 straight to close season.

ROUND ROCK: Spent the majority of '18 with the Express, going 5-3 with a 4.03 ERA (17 ER/38.0 IP) over 32 relief appearances...held RHB to a .608 OPS, while LHB had a .711 figure...was on Round Rock DL from 6/24-8/9 with left oblique strain...surrendered just 2 HR over 42.1 IP at the minor league level...in 35 total minors outings, opponents batted .245/.322/.327/.649.

2017: Returned to Frisco, but transitioned to a relief role in June and spent most of the campaign in the RoughRiders bullpen...was 3-5, 5.23 (37 ER/63.2 IP) over 13 starts and 1-3, 8.40 (28 ER/30.0 IP) in 25 relief outings...worked out

of the bullpen beginning with outing on 6/16 and posted a 10.80 ERA (22 ER/18.1 IP) in 1st 14 relief appearances...had a 4.63 ERA (6 ER/11.2 IP) in final 11 outings, but held opponents to a .150/.277/.275/.552 (6-40) slash line with 18 strikeouts...**2016:** Went 10-8, 4.16 (65 ER/140.2 IP) in 25 G/23 GS for Frisco (AA), posting 1.273 WHIP...established career highs in wins and innings, and ranked among Texas League leaders in CG (T1st, 2), SO (2nd, 133), wins (3rd), SO/9 (3rd, 8.54), opp. avg. (5th, .240)...led Rangers minor league system in strikeouts, and ranked T3rd in wins and 6th in ERA...was 10-7, 3.86 (56 ER/130.2 IP) in his 23 starts and 0-1, 8.10 (9 ER/10.0 IP) in 2 relief outings...over 1st 17 G/16 GS, went 9-2 with a 3.09 ERA (34 ER/99.0 IP) through 7/14...in final 8 G/7 GS, was 1-6, 6.70 (31 ER/41.2 IP), with win in his final start on 9/1 vs. Corpus Christi (5.2 IP, 0 R) snapping a stretch of 6 straight losses...had 0.975 WHIP in 13 G/GS on the road, 1.654 in 12 G/10 GS at home...also fell among league leaders in wild pitches (1st, 18), walks (T3rd, 52), and HR allowed (3rd, 18)...pair of 7-inning CG wins: 5/19 at Midland and 6/13 vs. Midland...**2015:** Combined to go 3-2 with a 5.82 ERA (39 ER/60.1 IP) in 18 G/14 GS for High-A High Desert and Frisco...opened the year continuing rehab work at club's complex in Surprise, AZ, and was reinstated from the disabled list on 5/19...made 2 starts for High Desert on 5/19 and 5/25 (9.82 ERA, 8 ER/7.1 IP), then went back on the DL 5/29-6/17 with a right shoulder strain...promoted to Frisco on 8/1 and went 1-1, 9.61 (21 ER/19.2 IP) in 7 G/6 GS in 1st Double-A action, allowing 6 R in 0.1 IP in AA debut (start) on 8/6 vs. San Antonio...in lone win with Frisco, pitched 6.0 no-hit innings (0 R, 2 BB, 2 SO) in club's 2-1 victory...finished year with 7 relief outings for Surprise in Arizona Fall League: 0-1, 9.90 (11 ER/10.0 IP)...in AFL, had 14 SO against 5 BB...added to the 40-man roster on 11/20/15...**2014:** Missed the entire season following 'Tommy John' ligament transplant surgery on his right elbow on 3/26/14 performed by Rangers Team Physician Dr. Keith Meister...suffered the injury in spring training on 3/11/14...**2013:** Posted the 9th-lowest ERA among all full season MiLB pitchers...led the South Atlantic League in ERA and ranked among the league leaders in wins (T2nd, 12) and WHIP (8th, 1.16), also league-high 23 wild pitches...completed at least 5.0 IP in all 24 starts...logged 8 quality starts...held opposition to a .216 average (102-473), 2nd-lowest in SAL among starters, with right-handed hitters at .198 (55-278)...on the DL, 6/5-14 with right shoulder strain...**2012:** Spent first professional season with Spokane (Short-A)...opposition combined to hit .200 (44-220), the 13th-lowest opponent average among all short season pitchers...**2011:** Did not see official action after signing first pro contract on 8/31/11.



SADZECK CONTINUED

FRONT OFFICE

COACHES

SAMPSON

2018 REVIEW

OPPONENTS

RECORDS

DEVELOPMENT

MEDIA

PERSONAL/AMATEUR: Connor William Sadzeck... was 7-3 with a 3.56 ERA (24 ER/60.2 IP) over 15 appearances as a freshman at Howard College in Big Spring, Texas...had committed to continue college

career at the University of Texas...was also selected by Pittsburgh in the 45th round of the 2010 June Draft out of Crystal Lake Central (IL) HS in his hometown, but did not sign.

CAREER RECORD

YEAR	CLUB	W-L	ERA	G	GS	CG	SHO	SV	IP	H	R	ER	HR	HB	BB-I	SO	WP	BK	AVG
2012	Spokane—1, 2	1-4	4.06	15	15	0	0	0	62.0	44	38	28	2	12	47-0	58	13	0	.200
2013	Hickory	12-4	*2.25	24	24	0	0	0	132.0	102	43	33	4	13	51-1	78	*23	0	.216
2014									INJURED - DID NOT PITCH										
2015	High Desert	2-1	3.98	11	8	0	0	0	40.2	32	22	18	4	3	24-0	48	6	0	.213
	Frisco	1-1	9.61	7	6	0	0	0	19.2	22	21	1	4	17-0	16	4	0	.293	
2016	Frisco	10-8	4.16	25	23	#2	0	0	140.2	127	68	65	18	13	52-0	133	*18	1	.244
2017	Frisco	4-8	6.25	38	13	0	0	0	93.2	104	67	65	13	9	39-0	111	6	1	.283
2018	Round Rock	5-3	4.03	32	0	0	0	0	38.0	36	22	17	2	2	16-0	43	6	0	.176
	AZL Rangers	0-0	0.00	3	2	0	0	0	4.1	3	0	0	0	0	1-0	10	0	0	.254
	Texas	0-0	0.96	13	2	0	0	0	9.1	6	2	1	0	1	11-1	7	1	0	.182
MAJOR TOTALS		0-0	0.96	13	2	0	0	0	9.1	6	2	1	0	1	11-1	7	1	0	.182
MINOR TOTALS		35-29	4.19	155	91	2	0	0	531.0	470	281	247	44	56	247-1	497	76	2	.239

* Led league # Tied for league lead


- 1- Selected by Pittsburgh in the 45th round of the 2010 June draft...did not sign.
- 2- Selected by Texas in the 11th round of the 2011 June draft...signed by Jay Eddings on Aug. 3, 2011.

CAREER FIELDING

P	PCT	G	PO	A	E	TC	DP
Totals	1.000	13	1	1	0	2	0

CAREER HIGHS

Innings: 1.0, 6x, last Sept. 27, 2018 at SEA
Relief Innings: 1.0, 4x, last Sept. 27, 2018 at SEA
Strikeouts: 2, 2x, last Sept. 27, 2018 at SEA
Walks: 2, 2x, last Sept. 21, 2018 vs. SEA



ADRIAN SAMPSON

NON-ROSTER INVITEE

R	R	BORN	Oct. 7, 1991 in Redmond, WA
BATS	THROWS	RESIDES	Issaquah, WA
6'2"	200^{lb}	ACQUIRED	Received off waivers from Seattle on Nov. 2, 2016
HEIGHT	WEIGHT	CONTRACT STATUS	Signed through 2019
27	OPENING DAY AGE	SERVICE TIME	0.134
		OPTIONS USED	0/3

CAREER: The 27-year-old right-hander finished last season in the Texas rotation after being sidelined for much of 2016-17 due to injury...after making it to the big leagues in 2016, he was injured while warming up prior to his second major league start on 6/23/16 at Detroit and underwent surgery to repair a torn flexor tendon on 6/30/16...returned to the mound in 2017 and combined to make 8 starts at 3 different levels of the Rangers farm system...originally acquired by Texas from Seattle in an 11/2/16 waiver claim, he re-signed with the Rangers in January after being non-tendered in November.

2018: Had contract purchased from Round Rock (AAA) on 9/4 and went 0-3, 4.30 in 5 G/4 GS for Texas in his 1st ML action since 2016...is still seeking his 1st ML win...had 4 BB/15 SO and a 1.217 WHIP...owned reverse splits as LHB hit .226/.255/.472/.726 compared to .333/.390/.583/.974 by RHB...issued BB to just 4 of

96 BF (4.2%)...allowed 3 R-2 ER in 0.1 IP in his Texas debut on 9/7 at OAK, then posted a 3.57 ERA (9 ER/22. IP) in his 4 starts...was a victim of poor run support in his 4 starts, receiving just 4 total runs in 22.2 IP...suffered loss in a 1-0 defeat on 9/11 at LAA, contest in which TEX batters did not have a hit until the 8th inning...was 1st start since ML debut on 6/18/16 at BOS...became just 6th starter in TEX history to suffer a loss when allowing 1 R and 2-or-fewer hits in a qualifying start, 1st since C.J. Wilson on 7/21/11 at LAA...returned to native Seattle in final start on 9/29 at SEA and recorded 1st career quality start (6.2 IP, 3 R-2 ER) in 4-1 Texas loss.

ROUND ROCK: Over 33 G/19 GS with the Express, had 3.77 ERA, 1.271 WHIP figure, 6.0 SO/9, 1.7 BB/9, and 0.9 HR/9...ranked among PCL leaders in ERA (4th, 3.77) and WHIP (5th, 1.271)...led Round Rock staff in wins (8), starts, innings (126.2), and strikeouts (85).



SAMPSON CONTINUED

FRONT OFFICE

COACHES

SAMPSON

2018 REVIEW

OPPONENTS

RECORDS

DEVELOPMENT

MEDIA

2017: Returned from a lengthy disabled list stint and went 2-2 with a 3.45 ERA (12 ER/31.1 IP) over 8 starts with the AZL Rangers, Down East (High-A), and Round Rock...opened season on the DL and completed rehab assignment with the AZL Rangers, 7/27-8/16...allowed one unearned run over 2.0 IP on 7/27 vs. AZL A's in 1st official game action since 6/23/16 at DET...activated from DL on 8/17 and assigned to Down East...started a pair of games for the Wood Ducks and was promoted to Round Rock on 8/26...**2016:** Made ML debut with the Mariners, but was injured warming up prior to his next outing and missed the remainder of the season...allowed 4 R over 4.2 IP in his lone outing on 6/18 at BOS...did not throw a pitch in his final scheduled outing on 6/23 at DET, leaving that contest after warming up due to injury...had surgery to repair a flexor tendon in his right elbow on 6/30...spent the balance of the season with Triple-A Tacoma, going 7-4 with a 3.25 ERA (29 ER/80.1 IP) over 13 G/GS...acquired by Texas on waivers from Seattle on 11/2 and was outrighted to the minors on 11/18...**2015:** Combined to go 10-12 with a 4.76 ERA (86 ER/162.2 IP) in 28 starts between Triple-A Indianapolis and Triple-A Tacoma...career-high 123 SO...began season with Indianapolis, going 6-3 with a 2.69 ERA (22 ER/73.2 IP) in first 12 starts of the season, 4/10-6/7...acquired by the Mariners from the Pirates, in exchange for LHP J.A. Happ, on 7/31...assigned to Tacoma, going 2-4 with a 7.28 ERA (31 ER/38.1 IP) in 7 starts, 8/2-9/4...**2014:** Went 11-6 with 2 CG, one SHO, a 2.96 ERA (55 ER/167.0 IP) and 109 SO in 28 combined starts between Double-A Altoona

and Indianapolis...finished T3rd among Pittsburgh minor leaguers in wins and 4th in ERA and strikeouts...was named to the Eastern League mid and post-season All-Star teams as well as being named Altoona's Pitcher-of-the-Year...ranked 2nd in the Eastern League in ERA, while also ranking 4th in innings and BA against (.229) among starting pitchers...ranked 3rd among EL starters in fewest baserunners per 9 innings (9.79) and BB per 9 (1.76)...came within 2 outs of becoming the first individual to throw a 9.0 inning no-hitter in Altoona history on 7/18 vs. Bowie...went 0-0 with one save and a 2.25 ERA (3 ER/12.0 IP) in 10 relief appearances while playing for Scottsdale in the Arizona Fall League...named to AFL Rising Stars team...**2013:** Spent season with Bradenton, recording 9 quality starts...**2012:** Began professional career with St. College in the NYP League, appearing in 11 G/9 GS.

PERSONAL/AMATEUR: Adrian David Sampson... graduated from Skyline (WA) High School in 2010... attended Bellevue Community College, 2010-11...named the Most Valuable Pitcher in 2012 after going 11-0 with a 1.36 ERA (12 ER, 79.1 IP) with 107 SO in 13 G...was named the No. 1 Junior College prospect in the country by Perfect Game and was the starting pitcher in the West Coast Collegiate League All-Star game in 2011...brother, Julian, pitched for 4 seasons in the Phillies minor league system from 2007-10...selected by the Miami Marlins in the 16th round of the 2011 June Draft, but did not sign... selected in 5th round of 2012 June Draft by Pittsburgh.

CAREER RECORD

YEAR	CLUB	W-L	ERA	G	GS	CG	SHO	SV	IP	H	R	ER	HR	HB	BB-I	SO	WP	BK	AVG
2012	State College—1, 2	0-1	2.95	11	9	0	0	0	42.2	38	19	14	2	2	17-0	44	3	0	.241
2013	Bradenton	5-8	5.14	25	24	1	0	0	140.0	177	87	80	18	7	22-0	85	6	3	.310
2014	Altoona	10-5	2.55	24	24	2	1	0	148.0	125	45	42	10	6	30-1	99	3	0	.229
	Indianapolis	1-1	6.16	4	4	0	0	0	19.0	29	14	13	1	1	7-0	10	1	0	.358
2015	Indianapolis	8-8	3.98	21	21	0	0	0	124.1	137	59	55	8	4	29-2	95	9	0	.278
	Tacoma—3	2-4	7.28	7	7	0	0	0	38.1	60	38	31	5	0	8-0	28	1	0	.353
2016	Tacoma	7-4	3.25	13	13	0	0	0	80.1	81	30	29	5	1	12-0	61	1	0	.266
	Seattle—4	0-1	7.71	1	1	0	0	0	4.2	8	4	4	2	0	1-0	2	0	0	.400
2017	AZL Rangers—5	1-1	4.26	4	4	0	0	0	12.2	11	7	6	0	1	1-0	7	1	0	.239
	Down East	0-1	5.19	2	2	0	0	0	8.2	13	7	5	1	2	1-0	7	2	0	.325
	Round Rock	1-0	0.90	2	2	0	0	0	10.0	10	1	1	0	0	1-0	7	1	0	.263
2018	Round Rock	8-4	3.77	33	19	0	0	0	126.2	137	61	53	12	6	24-0	85	8	0	.274
	Texas—6	0-3	4.30	5	4	0	0	0	23.0	24	13	11	6	2	4-0	15	2	1	.270
MAJOR TOTALS		0-4	4.88	6	5	0	0	0	27.2	32	17	15	8	2	5-0	17	2	1	.294
MINOR TOTALS		43-37	3.94	146	129	3	1	0	750.2	818	368	329	62	30	152-3	528	36	3	.277

* Led league # Tied for league lead

- 1- Selected by Miami in the 16th round of the 2011 June draft...did not sign.
- 2- Selected by Pittsburgh in the 5th round of the 2012 June draft...signed by Greg Hopkins on June 18, 2012.
- 3- Acquired by Seattle from Pittsburgh in exchange for LHP J.A. Happ on July 31, 2015.
- 4- On disabled list, June 24, 2016-end of season, with right flexor tendon strain.
- 5- Acquired by Texas from Seattle off waivers on Nov. 2, 2016.
- 6- Signed by Texas as a minor league free agent on Jan. 4, 2019.

CAREER FIELDING

P	PCT	G	PO	A	E	TC	DP
Totals	.800	6	1	3	1	5	0

CAREER HIGHS

Innings: 6.2, Sept. 29, 2018 at SEA
Relief Innings: 0.1, Sept. 7, 2018 at OAK
Strikeouts: 6, Sept. 24, 2018 at LAA
Walks: 2, Sept. 24, 2018 at LAA
Losing Streak: 4, June 18, 2016-Sept. 29, 2018



TONY SANCHEZ

NON-ROSTER
INVITEE



R BATS **R THROWS** **BORN** • May 20, 1988 in Miami, FL
5'11" **220^{lb}** **RESIDES** • Miami, FL
HEIGHT **WEIGHT** **ACQUIRED** • In a trade with Cincinnati on April 16, 2018
30 **CONTRACT STATUS** • Signed through 2019
OPENING DAY AGE **SERVICE TIME** • 1.011 **OPTIONS USED** • 3/3

C #56

TWITTER + @Tony26Montana

FRONT OFFICE

COACHES

SANCHEZ

2018 REVIEW

OPONENTS

RECORDS

DEVELOPMENT

MEDIA

CAREER: The 30-year-old Sanchez was signed to a minor league contract with an invitation to major league spring training camp on 1/22/19...marks his 2nd season in the Texas organization, as he was originally acquired by the Rangers in a trade with Cincinnati on 4/16/18...spent the rest of last season with Triple-A Round Rock and elected free agency following the campaign...the veteran has seen major league action with Pittsburgh (2013-15) and Atlanta (2017), batting .257 with 4 home runs and 18 RBI over 52 games...was selected by the Pirates with the 4th overall pick in the 2009 June draft out of Boston College...has also spent time in the Toronto, San Francisco, and Los Angeles Angels organizations, batting .260 with 64 HR and 390 RBI in 10 minor league seasons.

MAJORS: Has appeared in 52 G with Pittsburgh and Atlanta, with his most recent action coming for the Braves as a September call-up in 2017...debuted with the Pirates in 2013, appearing in 16 G (14 GS) across 4 stints with the club (5/11, 6/21-26, 7/28-8/27, and 9/3-end of season)...made ML debut on 6/23/13 at LAA, doubling off Joe Blanton in 1st career PA...connected for 1st ML HR off Tim Lincecum on 8/24/13 at SF...was the lone rookie position player to make the Pirates' Opening Day roster in 2014...had 3 stints in the big leagues that season (Opening Day-4/18, 4/26-5/22, and 9/1-end of season) and compiled a career-best 8-G hitting streak from 4/27-7/14...in 33 career starts behind the plate, has thrown out 2 of 27 (7.3%) attempted base stealers.

2018: Combined to bat .298 (67-225) with 7 HR and 31 RBI in 64 G with Round Rock and Triple-A Louisville in the Cincinnati organization...appeared in 2 G for the Bats before he was traded to Texas...posted .375/.398/.567/.965 (39-104) slash line in 1st 28 G, but slashed .231/.312/.355/.667 (28-121) over final 36 G...recorded 18 multi-hit G...owned reverse splits, hitting .313 (52-166) against right-handed pitching compared to .254 (15-59) against lefties...started 51 G at catcher, compiling a .995 fielding pct. (2 E/382 TC) while throwing out 15 of 63 (23.8%) attempted base stealers...the .995 fielding pct. was T2nd-highest among Pacific Coast League catchers (min. 380 TC).

2017: Began season in the Angels organization and was traded to the Braves for INF Brandon Phillips on 8/31... appeared in one game with ATL as a September call-up on 9/2 at CHC (SO in only AB)...**2016:** Combined to hit .201 (40-199) in 61 G with Buffalo (AAA) and Sacramento (AAA)...signed by Toronto to a minor league contract on 2/19 and was released on 7/28... signed by San Francisco on 8/2 and spent remainder

of season in Sacramento...**2015:** Outside of 3-G stint with the Pirates in April, spent entire season with Indianapolis (AAA)...was optioned to minors on 4/17... collected all 3 hits in final game on 4/12 at ML, going 3-for-4 (all singles)...posted a .275 average vs. LHP and .221 vs. RHP at Triple-A, batting .284 (25-88) with RISP...**2014:** Split season between Pittsburgh and Indianapolis...broke camp with the big league club and was optioned to minors on 4/19...recalled by PIT on 4/26 when Russell Martin was placed on the DL...made 15 starts (Pirates went 8-7) before being optioned on 5/23...posted a .923 OPS in 26 G at Triple-A in July... returned to the big leagues as a September call-up and was used exclusively as a pinch hitter...**2013:** Tabbed "Best Defensive Catcher" in the Pirates farm system by *Baseball America* for the 3rd consecutive season... spent majority of the campaign with Indianapolis, where he was named MVP of the All-Star Game after hitting a 3-R HR in the contest...also named to International League postseason All-Star team...joined the Pirates in New York on 5/11 but did not appear in the game before being returned to Indy the next day...hit safely in 9 straight G from 6/10-20 (.355, 11-31) and was recalled by Pittsburgh on 6/21...made ML debut on 6/23 at LAA, hitting a double off Joe Blanton for 1st ML hit...started 14 G for the Pirates at catcher (12) and DH (2)...**2012:** Named 7th-best prospect in PIT organization by *Baseball America*...garnered "Best Defensive Catcher" accolades for 2nd straight year...combined to hit .251 (87-347) with 26 doubles, 8 HR, and 43 RBI in 102 G with Indianapolis and Altoona (AA)...began season with the Curve and was promoted to Indianapolis on 6/4...homered in 3 straight games from 7/2-5...threw out 18 of 58 (31%) attempted base stealers at Triple-A...started Game 1 of the IL playoff series against Charlotte...**2011:** Ranked as the 2nd-best Pirates prospect prior to season by *Baseball America*...also rated by same publication as the system's "Best Hitter for Average" and "Best Defensive Catcher"...spent entire season with Altoona in his 1st Double-A action...produced his highest monthly average in May, batting .280 (21-75) with 10 RBI...**2010:** Rated by *Baseball America* as the 3rd-best prospect in the Pittsburgh organization prior to season...had his season limited to 59 G due to injury...named to Florida State League mid-season All-Star team and selected to play in MLB Futures Game, but did not participate...batted .348 (23-66) with 3 HR and 18 RBI in 19 G during April... suffered a broken jaw after taking a pitch to the face on 6/22 vs. St. Lucie and missed remainder of the season... had surgery to repair 2 small fractures to the left side of his jaw on 6/24...returned to action in the Arizona Fall League, where he hit .206 (14-68) with 4 HR and 9 RBI in 18 G with Mesa...**2009:** Combined to hit .309



SANCHEZ CONTINUED

FRONT OFFICE

COACHES

SANCHEZ

2018 REVIEW

OPPONENTS

RECORDS

DEVELOPMENT

MEDIA

(55-178) at 3 different levels in his pro debut...began season with Single-A State College and was promoted to Single-A West Virginia on 6/25...named South Atlantic League Player of the Week for 8/10-16 (2 HR and 10 RBI in 4 G)...promoted to High-A Lynchburg for final 3 G of regular season and the playoffs...had 3 RBI in 8 G for the Carolina League champion Hillcats.

(124), 6th in hits (202), and 8th in runs (125)...batted .317 in 161 career games at BC...scored 63 runs as a junior in 2009, a single-season school record...was a finalist for the 2009 Johnny Bench Award, which honors the nation's top collegiate catcher, and was one of 30 semifinalists for the Golden Spikes Award, presented by USA Baseball to the nation's top amateur player...was rated by *Baseball America*, *Baseball Prospectus*, and ESPN as the top college catcher available in the 2009 draft, as well as being the best overall defensive catcher and having the best throwing arm of any college catcher...played in the Cape Cod League in 2008 for the Yarmouth-Dennis Red Sox and led the team with a .326 average in 34 G...named as the starting catcher in the Cape Cod Baseball League All-Star Game and was a member of the All-League team.

PERSONAL/AMATEUR: Jorge Anthony Sanchez... selected by Pittsburgh in the 1st round (4th overall) of the 2009 MLB Draft, 3 picks before Mike Minor (7th overall/ ATL)...signed by Pirates scout Chris Kline...is a 2006 graduate of Killian High School in Miami, FL...played 3 years at Boston College and finished collegiate career ranked 5th in school history in home runs (24) and RBI

CAREER RECORD

YEAR	CLUB	AVG	G	AB	R	H	TB	2B	3B	HR	RBI	SH	SF	BB-I	SO	SB	CS	HP	GDP	OBP	SLG
2009	State College—1	.308	4	13	2	4	5	1	0	0	1	0	0	1-0	2	0	0	0	0	.357	.385
	West Virginia	.316	41	155	29	49	87	15	1	7	46	0	4	21-2	34	1	0	8	0	.415	.561
	Lynchburg	.200	3	10	2	2	4	2	0	0	1	0	0	1-0	4	0	0	2	0	.385	.400
2010	Bradenton	.314	59	207	31	65	94	17	0	4	35	0	4	28-1	41	2	1	11	4	.416	.454
2011	Altoona	.241	118	402	46	97	128	14	1	5	44	4	2	47-2	76	5	14	13	.340	.318	
2012	Altoona	.277	40	141	22	39	55	14	1	0	17	0	0	18-0	33	1	1	3	.370	.390	
	Indianapolis	.233	62	206	21	48	84	12	0	8	26	2	2	23-0	46	0	0	3	.316	.408	
2013	Indianapolis	.288	76	260	35	75	131	26	0	10	42	0	2	28-2	60	0	0	6	.368	.504	
	Pittsburgh	.233	22	60	9	14	24	4	0	2	5	0	1	3-0	14	0	0	2	.288	.400	
	Altoona	.176	4	17	2	3	4	1	0	0	0	0	0	0-0	3	0	0	0	.176	.235	
2014	Pittsburgh	.267	26	75	3	20	27	1	0	2	13	0	1	3-0	28	0	0	1	.300	.360	
	Indianapolis	.235	81	268	30	63	113	17	0	11	45	1	2	38-0	76	0	0	4	.337	.422	
2015	Pittsburgh	.375	3	8	2	3	3	0	0	0	0	0	0	1-0	3	0	0	0	.444	.375	
	Indianapolis	.236	94	313	38	74	107	20	2	3	47	0	5	45-2	65	4	3	8	.342	.342	
2016	Buffalo—2	.201	45	149	19	30	46	7	0	3	10	0	0	17-0	31	0	0	2	.292	.309	
	Sacramento—3	.200	16	50	6	10	17	1	0	2	5	0	1	8-1	12	0	0	1	.317	.340	
2017	Salt Lake—4	.272	70	243	33	66	91	13	0	4	40	5	3	29-0	61	1	3	4	.355	.374	
	Atlanta—5	.000	1	1	0	0	0	0	0	0	0	0	0	0-0	1	0	0	0	.000	.000	
2018	Louisville—6	.200	2	5	0	1	2	1	0	0	0	0	0	0-0	3	0	0	0	.200	.400	
	Round Rock—7, 8	.300	62	220	28	66	100	11	1	7	31	1	2	17-0	54	0	0	2	.353	.455	
MAJOR TOTALS		.257	52	144	14	37	54	5	0	4	18	0	2	7-0	46	0	0	3	.2	.301	.375
MINOR TOTALS		.260	777	2659	344	692	1068	172	6	64	390	13	27	321-10	601	14	13	68	71	.352	.402

* Led league # Tied for league lead

- 1- Selected by Pittsburgh in the 1st round (4th overall) of the 2009 June draft.
- 2- Signed by Toronto as a minor league free agent on Feb. 19, 2016...released on July 28.
- 3- Signed by San Francisco as a minor league free agent on Aug. 3, 2016.
- 4- Signed by Los Angeles-AL as a minor league free agent on Nov. 22, 2016.
- 5- Acquired by Atlanta from Los Angeles-AL in exchange for INF Brandon Phillips and cash considerations on Aug. 31, 2017.
- 6- Signed by Cincinnati as a minor league free agent on Feb. 25, 2018.
- 7- Acquired by Texas from Cincinnati in exchange for cash considerations or a player to be named later on April 16, 2018.
- 8- Signed by Texas as a minor league free agent on Jan. 22, 2019.

CAREER HIGHS

Hits: 3, April 12, 2015 at MIL
Runs: 2, 3x, last April 12, 2015 at MIL
Doubles: 1, 5x, last April 6, 2014 vs. STL
Home Runs: 1, 4x, last May 18, 2014 at NYY
RBI: 2, 4x, last May 15, 2014 at MIL
Hitting Streak: 8, April 2-27, 2014

CAREER FIELDING

C	PCT	G	PO	A	E	TC	DP
2013	1.000	16	98	7	0	105	0
2014	.967	20	135	10	5	150	0
2015	1.000	2	16	3	0	19	0
Totals	.982	38	249	20	5	274	0
C (ADV.)	CS	SB	ATT	CS%	CERA	PB	
2013	0	5	5	0.0	3.20	2	
2014	2	18	20	10.0	3.99	1	
2015	0	2	2	0.0	2.08	0	
Totals	2	25	27	7.4	3.58	3	



DANNY SANTANA

NON-ROSTER
INVITEE



OF #38

S	R	BORN	Nov. 7, 1990 in Monte Plata, Dominican Republic
BATS	THROWS	RESIDES	Monte Plata, Dominican Republic
5'11"	190^{lb}	ACQUIRED	Signed as a minor league free agent on Jan. 9, 2019
HEIGHT	WEIGHT	CONTRACT STATUS	Signed through 2019
28	OPENING DAY AGE	SERVICE TIME	3.142
		OPTIONS USED	3/3

CAREER: The Rangers signed Santana to a minor league contract with an invitation to Major League spring training camp on 1/9/19...was acquired by the ATL organization on 5/8/17, appearing in 15 games for the Braves in 2018 in shortest Major League tenure of career...saw action at all 3 outfield positions and at 2B for Triple-A Gwinnett...played with MIN from 2014-17, opening the season with the Twins in each of final 3 years of that span...was MIN's starting shortstop for much of 2015 but has seen most of ML action in the outfield since that time...hit .319 over 101 games for Twins in 1st big league season in 2014 and was selected as team's Rookie of the Year...was signed as a non-drafted free agent by MIN in Dec. 2007.

2018: Spent majority of season at Gwinnett (AAA), making starts in CF (44), 2B (14), CF (9), and RF (8)...led the club in stolen bases (12), tied for 1st in home runs (16), and ranked 4th in doubles (20) and total bases (160)...batted .299 (53-177) with 10 homers and 24 RBI in 44 games in May and June...had a season best 10-game hitting streak, 6/14-7/27...was selected as the International League Player of the Week for week ending 5/27...was on the Gwinnett DL, 4/23-30 and 8/26-9/18...was purchased by ATL on 6/22 and made 4 starts in LF...was 1-for-5 as a pinch-hitter...went 2-for-3 in 1st game on 6/22 vs. BAL before going 3-for-25 in final 14 contests...was designated for assignment on 7/19 and outrighted to Gwinnett on 7/22...played for Aguilas in Dominican winter league, hitting .196 with 3 homers and 14 RBI in 26 games while seeing time at 2B and in the outfield.

2017: Opened the year with MIN, making starts in LF (4) and RF (2)...was batting .200 (5-25) in 13 games with the Twins when designated for assignment on 5/5...was traded to ATL on 5/8...spent the rest of the year with the Braves with starts in LF (16), RF (3), 3B (3), CF (2), and 2B (1)...had a .986 fielding pct. (1 E/72 TC) with ATL...was 7-for-32 (.219) with 4 XBH and 10 RBI as a pinch hitter, including 1st career pinch homer, 6/19 vs. SF...of 29 total hits with ATL, 14 went for extra bases...was on DL twice, 7/7-17 (left calf infection) and 8/18-remainder of year (left quadriceps strain)...played for Gwinnett on rehab assignment during both DL stints...was transferred to the 60-day disabled list on 9/5...played for Aguilas in Dominican winter league...**2016:** Saw action in just 75 games with the Twins due to injuries that required 3 stints on the disabled list...made starts in CF (39), LF (15), RF (5) and at SS (2) and 3B (1)...hit .265 (49-185) as a left-handed batter and .146 (7-48) from the right side...was on DL from 4/9-25 with right hamstring strain, including 3-game rehab stint at Fort Myers (High-A)...returned to

DL with left hamstring strain on 5/30 and was activated on 6/17...was sidelined for the season with a sprained AC joint in left shoulder on 8/28 and was transferred to the 60-day DL on 9/6...**2015:** Started 65 games at SS and 3 in CF over 3 stints with MIN...began season as Twins' starting shortstop but batted just .218 in 49 games before being optioned to Rochester (AAA) on 6/7...was hitting .308 in 15 games for the Red Wings before being recalled 6/26...had a .217 average in 24 games for the Twins and was optioned back to Rochester on 7/31...joined MIN for rest of year on 9/1 and went 2-for-13 in 17 games...**2014:** Began season at Rochester before being recalled by MIN on 5/3...spent rest of season with the Twins, earning the team's Rookie of the Year Award and spot on *Baseball America's* Major League All-Rookie Team...started 62 games in CF, 21 at SS, and 3 at DH...led the club in triples (7), was 2nd in steals (20), and posted the highest batting average (.319) among players with more than 100 at bats...tied for 3rd most triples ever for a MIN rookie...made ML debut as pinch-runner on 5/5 at CLE and went on to single in that game off Cody Allen for 1st hit...connected for 1st homer off HOU's Tony Sipp on 6/6...was on DL from 6/27-7/18 with bruised left knee...upon return hit .314 (85-271) in final 64 games...led all ML rookies after the All-Star break in runs (51), hits (85) and doubles (17), ranked 2nd in triples (7), 3rd in batting average (.314), and T5th in RBI (24)...had 5 hits on 8/3 at CWS, the 4th rookie in club history with a 5-hit game...had 3 games of 4+ hits in 1st 61 MLB contests, most by rookie since SF's Buster Posey in 2010 (55 G)...was named A.L. Co-Player of the Week with teammate Trevor Plouffe for week ending 8/24...hit safely in 17 straight home games with an AB, 8/17-9/19, the longest for a Twin since Marty Cordova in 1996...had an MLB best and MIN club record .412 average in day games...**2013:** Was 2nd in the Eastern League in triples (10) and 3rd in stolen bases (30) at New Britain (AA)...played in EL All-Star Game...was named as shortstop on league's postseason All-Star team and as a utility player on the MiLB.com Twins organizational All-Star squad...was MIN minor league player of the week for week ending 8/23 after hitting .429 in 7 games...**2012:** Tied for 3rd in triples (9) in the Florida State League for Fort Myers (High-A)...made starts at SS (85), 2B, 32), and CF (2)...played in FSL All-Star Game...named as shortstop on the MiLB.com Twins organizational All-Star team...was ranked as the 9th best prospect in the MIN organization by *Baseball America* entering both the 2013 and 2014 seasons...**2011:** Started at SS (77), CF (13), and 2B (9) at Beloit (Low-A)...**2010:** Combined for a .252 (68-270) average in 70 games at Elizabethton (Rookie) and Beloit...hit safely in 25 of 30 games at Elizabethton to earn promotion to Beloit on 8/10...**2009:** Tied for 3rd in

FRONT OFFICE

COACHES

SANTANA

2018 REVIEW

OPONENTS

RECORDS

DEVELOPMENT

MEDIA



SANTANA CONTINUED

Gulf Coast League in triples (5) at GCL Twins (Rookie)... also led team in at bats (170), runs (30), RBI (25), and steals (12)...**2008:** Was 2nd in the Dominican Summer League in triples (10) in 1st pro season with DSL Twins.

PERSONAL: Daniel Ernesto Santana...he and his wife, Johanny have 2 daughters, Jazlin Daniella and Amber... was signed as 17-year-old from Monte Plata, DR by Fred Guerrero for the Twins in Dec. 2007.

CAREER RECORD

YEAR	CLUB	AVG	G	AB	R	H	TB	2B	3B	HR	RBI	SH	SF	BB-I	SO	SB	CS	HP	GDP	OBP	SLG
2008	DSL Twins—1	.274	51	190	37	52	81	6	10	1	27	3	4	20-0	38	15	4	2	3	.343	.426
2009	GCL Twins	.265	44	170	30	45	71	7	5	3	25	3	2	8-0	27	12	1	2	2	.302	.418
2010	Beloit	.238	40	130	14	31	41	4	3	0	11	2	2	7-0	40	10	4	3	2	.289	.315
	Elizabethton	.264	30	140	23	37	59	8	1	4	16	0	0	3-0	30	5	4	1	0	.285	.421
2011	Beloit	.247	104	365	55	90	136	15	5	7	41	10	5	25-0	98	24	15	4	6	.298	.373
2012	Fort Myers	.286	121	507	70	145	208	21	9	8	60	3	3	29-2	77	17	11	5	4	.329	.410
2013	New Britain	.297	131	539	66	160	208	22	10	2	45	11	5	24-1	94	30	13	8	8	.333	.386
2014	Rochester	.268	24	97	15	26	37	7	2	0	7	2	0	6-0	28	4	1	0	1	.311	.381
	Minnesota—2	.319	101	405	70	129	191	27	7	7	40	2	1	19 -0	98	20	4	3	3	.353	.472
	Fort Myers	.000	3	11	0	0	0	0	0	0	0	0	0	1-0	3	1	0	0	0	.083	.000
2015	Minnesota	.215	91	261	30	56	76	10	5	0	21	7	0	6-1	68	8	4	3	7	.241	.291
	Rochester	.322	35	152	24	49	76	10	4	3	15	1	2	7-0	25	6	3	0	3	.348	.500
2016	Minnesota—3, 4, 5, 2, 40	.240	75	233	29	56	76	10	2	14	1	1	12 -0	55	12	9	1	1	1	.279	.326
	Fort Myers	.200	3	10	2	2	5	0	0	1	1	0	0	0-0	2	1	0	0	0	.200	.500
	Rochester	.364	3	11	3	4	4	0	0	0	0	0	0	0-0	2	1	0	0	0	.364	.364
2017	Minnesota	.200	13	25	3	5	9	1	0	1	1	0	0	1-0	8	1	0	0	1	.231	.360
	Atlanta—6, 7, 8	.203	69	143	16	29	51	9	2	3	22	1	0	7 -1	33	6	0	1	2	.245	.357
	Gwinnett	.500	5	18	4	9	10	1	0	0	4	0	0	1-0	3	2	0	0	0	.526	.556
2018	Gwinnett—9	.264	82	322	57	85	160	21	3	16	40	2	3	15-0	80	12	5	0	6	.294	.497
	Atlanta—10	.179	15	28	4	5	8	3	0	2	0	0	0	3 -0	11	1	1	1	0	.281	.286
MAJOR TOTALS		.256	364	1095	152	280	411	60	16	13	100	11	2	48 -2	273	48	18	9	14	.292	.375
MINOR TOTALS		.276	676	2662	400	735	1096	122	52	45	292	37	26	146 -3	547	140	61	25	36	.317	.412

* Led league # Tied for league lead

- 1- Signed by Minnesota as a non-drafted free agent on Dec. 6, 2007...signed by Fred Guerrero.
- 2- On disabled list, June 27-July 18, 2014, with left knee bone bruise...included rehab assignment with Fort Myers, July 14-18.
- 3- On disabled list, April 19-25, 2016, with right hamstring strain...included rehab assignment with Fort Myers, April 22-25.
- 4- On disabled list, May 30-June 16, 2016, with left hamstring strain...included rehab assignment with Rochester, June 14-16.
- 5- On disabled list, Aug. 29, 2016-end of season, with left shoulder sprain.
- 6- Acquired by Atlanta from Minnesota in exchange for LHP Kevin Chapman and cash considerations on May 8, 2017.
- 7- On disabled list, July 7-17, 2017, with left calf infection...included rehab assignment with Gwinnett, July 14-17.
- 8- On disabled list, Aug. 18, 2017-end of season, with left quadriceps strain.
- 9- Signed by Atlanta as a minor league free agent on Dec. 20, 2017.
- 10- Signed by Texas as a minor league free agent on Jan. 9, 2019.

CAREER HIGHS

Hits: 5, Aug. 3, 2014 at CWS
Runs: 3, 5x, last June 4, 2017 at CIN
Doubles: 2, 4x, last June 4, 2017 at CIN
Triples: 1, 16x, last July 31, 2017 at PHI
Home Runs: 1, 13x, last Aug. 2, 2017 vs. LAD
RBI: 1, 5x, last Sept. 23, 2018 vs. SEA
Walks: 2, 3x, last July 2, 2017 at OAK
Stolen Bases: 3, July 1, 2017 at OAK
Hitting Streak: 10, Aug. 17-26, 2014

LEADOFF HR (3)

June 9, 2014 at TOR (Dickey)
 July 31, 2014 at KC (Ventura)
 May 3, 2016 at HOU (McHugh)

PINCH-HIT HR (1)

June 19, 2017 vs. SF (Law)

CAREER FIELDING

OF	PCT	G	PO	A	E	TC	DP
2014	.977	69	167	5	4	176	0
2015	1.000	5	8	0	0	8	0
2016	.979	61	136	2	3	141	1
2017	.975	48	74	3	2	79	0
2018	1.000	9	13	0	0	13	0
Totals	.978	192	398	10	9	417	1


SS	PCT	G	PO	A	E	TC	DP
2014	.983	34	53	65	2	120	15
2015	.946	66	92	191	16	299	47
2016	1.000	3	6	8	0	14	1
Totals	.958	103	151	264	18	433	63

2B	PCT	G	PO	A	E	TC	DP
2016	-	3	0	0	0	0	0
2017	1.000	8	5	5	0	10	2
Totals	1.000	11	5	5	0	10	2

3B	PCT	G	PO	A	E	TC	DP
2016	.833	1	1	4	1	6	0
2017	1.000	5	1	2	0	3	0
Totals	.889	6	2	6	1	9	0



DREW SMYLY



L	L	BORN	• June 13, 1989 in Little Rock, AR
BATS	THROWS	RESIDES	• Scottsdale, AZ
6'3"	190_{lb}	ACQUIRED	• In a trade with Chicago-NL on Nov. 2, 2018
HEIGHT	WEIGHT	CONTRACT STATUS	• Signed through 2019
29		SERVICE TIME	• 6.154
OPENING DAY AGE		OPTIONS USED	• 1/3

CAREER: The Rangers acquired the 29-year-old Smyly with a player to be named later from the Chicago Cubs in exchange for a player to be named later on 11/2/18...the left-hander is expected to be fully healthy for the start of spring training...has pitched in just one minor league game over the last 2 seasons after sustaining an elbow injury in March 2017 with SEA...had 'Tommy John' ligament replacement surgery in July 2017 and spent all of 2018 continuing to rehab after signing with the Cubs...last ML game was 9/26/16 at CWS...set ML highs in most categories with TB in 2016 and combined for a career best 9 victories with the Tigers and Rays in 2014...was Detroit's 2nd round selection in the 2010 MLB Draft and made his big league debut with the Tigers in 2012...pitched at the University of Arkansas.

STINGY ON LEFTIES: Has held left-handed batters to a slash line of .202/.243/.334/.578 in his MLB career, the 5th-lowest opponents OPS among American League pitchers since the start of 2012 (minimum 500 at-bats).

2018: Signed a 2-year free agent contract with CHC in Dec. 2017 and spent entire season on the 60-day disabled list...progressed to the point where made a start on injury rehabilitation assignment with South Bend (A) on 8/30 (1.0 IP, 0 H, 0 R, 3 SO)...was formally shut down from any potential return in 2018 on 9/10...**2017:** Was traded to SEA on 1/11/17...was a member of Team USA in World Baseball Classic with lone outing being in 2nd round start vs. Venezuela (4.2 IP, 3 H, 1 R-0 ER, 8 SO) on 3/15...had no decision in 4-2 USA win...made 3 spring training outings with SEA before being shut down to due left elbow soreness...opened the season on the 10-day DL and was transferred to 60-day DL on 4/4...underwent ligament reconstruction surgery on 7/6 performed by Dr. James Andrews and missed rest of season...was not tendered a 2018 contract by the Mariners on 12/11.

2016: Set career highs in starts (30), innings (175.1), and strikeouts (167) in final season with TB...was 2-11, 5.64 in season's 1st 18 starts before going 5-1, 3.73 in final 12 outings...was 0-7 over 10 starts, 5/21-7/18, then was 5-0 in next 11 games, 7/23-9/20...fanned 10+ batters 4 times, 4th-most among A.L. pitchers...struck out career high 12 batters, 6/15 vs. SEA...joined SF's Madison Bumgarner as only 2 ML pitchers with 2 starts of 7.0+ IP and one hit-or-fewer, 4/19 at BOS (8.0 IP) and 8/15 vs. SD (7.0 IP)...in 4/19 start vs. Red Sox, became the 1st opposing lefty to ever register 10+ strikeouts and allow one-or-fewer hits at Fenway Park...retired the last 17 batters in that game but earned no decision (8.0 IP, 1 H, 11 K)...was the 1st A.L. pitcher since at least 1913 to allow no runs, one hit or fewer and record 11+ strikeouts and not earn the win...**2015:** Was limited to just

12 starts with the Rays due to injury...opened the year on the disabled list with left shoulder tendinitis...was activated on 4/24 but made just 3 starts before returning to DL on 5/9 with left shoulder soreness...made 7 rehab starts Charlotte (High-A), Montgomery (AA) and Durham (AAA) before being activated on 8/16...was 5-1, 3.24 in 9 starts after return, going 5-0, 2.54 in last 8 games...loss on 8/16 at TEX snapped a streak of 9 straight starts of allowing 4 or fewer hits and 2 or fewer runs, matching the longest such streak by ML starter since data is available in 1914, joining MIN's Johan Santana in 2004...**2014:** Combined to go 9-10, 3.24 in 28 games/25 starts with DET and TB...set career high for wins...opened season with the Tigers and was 6-9, 3.93 in 21 games/18 starts...pitched 6.0 scoreless innings in 2 relief appearances to begin the year, then was 1-2, 3.29 in 1st 5 starts through 5/13...went 4-7, 4.50 in last 14 games/13 starts and was traded to TB on 7/31...finished the year with a 3-1 record and 1.70 ERA in 7 starts with the Rays...pitched 1st career CG SHO, 8/22 at TOR, facing one batter over the minimum (28) and retiring final 19 batters in order...was shut down for the season due to innings total after start on 9/6 vs. BAL...**2013:** Led the Tigers in relief wins (6) and innings (76.0) and was 2nd on the staff in appearances (career high 63)...among A.L. lefty relievers, ranked 1st in innings and strikeouts (81), 2nd in wins, and 5th in ERA (2.37)...recorded 1st career save, 5/5 vs. NYY (4.0 IP, 5 K), the 1st save of 4.0+ IP by a Detroit pitcher since Esteban Yan on 5/14/04 vs. TEX...made 6 postseason appearances, allowing one earned run in 3.0 innings...**2012:** Was 4-3, 3.79 in 18 starts and had a 8.31 ERA in 5 relief appearances in 1st Major League action...was a non-roster invitee to spring training and earned 5th starter spot...opened the year with one start at Toledo (AAA) before being purchased by the Tigers on 4/12...had pitched in just 23 minor league games at that time...made ML debut that day vs. TB, earning no decision in 7-2 DET win (4.0 IP, 1 ER, 4 K)...was 1-0, 1.23 in 1st 4 starts, the 1st DET pitcher to allow one or fewer runs in each of 1st 4 starts since at least 1914...earned 1st big league win in final outing of that span, 4/28 at NYY...had a 1.59 ERA in 1st 6 starts overall through 5/9 with a 5.23 ERA in final 17 games...had a pair of DL stints, 6/11-26 with a blister on left middle finger and 7/7-29 with a right intercostal strain...made 2 relief appearances each in the ALCS vs. NYY and the WS vs. SF...earned the win in ALCS Game 1, working 2.0 scoreless innings...entered the season ranked by *Baseball America* as Tigers No. 3 prospect...**2011:** Combined to go 11-6, 2.07 in 22 games/21 starts with Lakeland (High-A) and Erie (AA) in 1st pro season...was named the Tigers Minor League Pitcher of the Year and an MiLB.com organization All-Star...played with Team USA in the Pan American Games following the season, going 2-0 with 17.0 scoreless innings in his 3 starts...was the Florida State League pitcher of the week for week ending 6/13...was promoted to Erie on 7/29.

FRONT OFFICE

COACHES

SMYLY

2018 REVIEW

OPONENTS

RECORDS

DEVELOPMENT

MEDIA



SMYLY CONTINUED

FRONT OFFICE

COACHES

SMYLY

2018 REVIEW

OPPONENTS

RECORDS

DEVELOPMENT

MEDIA

AMATEUR BACKGROUND: Played 3 seasons at the University of Arkansas at Fayetteville...was 9-1 with a 2.80 ERA and 114 strikeouts in 103.0 IP in 18 games/14 starts in 2010 as a 2nd team all-SEC selection...pitched on staff with roommate Dallas Keuchel in 2009, going 3-1 with a 4.66 ERA in 16 games/14 starts...pitched 8.1 no-hit innings vs. Oklahoma in 2009 NCAA Regional Tournament before allowing an infield single...was a redshirt in 2008 when he was sidelined by a stress fracture in left elbow...pitched for Duluth in Northwoods Summer League in 2009...played baseball at Little Rock (AR) Central HS (graduated '07).

PERSONAL: Todd Andrew Smyly...wife's name is Eryn... has a son, Parker...Drew and his father Todd own a Beef O'Brady's restaurant in Maumelle, AR, the eatery they frequented after his youth games...Todd played 4 years of basketball at Jacksonville (AL) State and coached men's basketball at Truett McConnell University in Cleveland, GA, Berry (GA) College, and St. Leo (FL) University...participated in the 2019 Texas Rangers Fan Fest and winter caravan.

CAREER RECORD

YEAR	CLUB	W-L	ERA	G	GS	CG	SHO	SV	IP	H	R	ER	HR	HB	BB-I	SO	WP	BK	AVG
2011	Lakeland—1	7-3	2.58	14	14	0	0	0	80.1	71	32	23	1	3	21-0	77	5	0	.241
	Erie	4-3	1.18	8	7	0	0	0	45.2	32	10	6	1	1	15-0	53	2	0	.201
2012	Toledo	0-2	6.11	7	7	0	0	0	17.2	22	13	12	3	1	8-0	25	2	1	.310
	Detroit—2, 3	4-3	3.99	23	18	0	0	0	99.1	93	49	44	12	2	33-1	94	3	0	.247
2013	Detroit	6-0	2.37	63	0	0	0	2	76.0	62	20	20	4	1	17-1	81	5	0	.219
2014	Detroit	6-9	3.93	21	18	0	0	0	105.1	111	48	46	14	1	31-1	89	4	0	.271
	Tampa Bay—4	3-1	1.70	7	7	1	1	0	47.2	25	9	9	4	0	11-1	44	4	0	.155
2015	Charlotte	0-0	5.40	3	3	0	0	0	8.1	10	5	5	1	0	0-0	9	0	0	.286
	Montgomery	0-0	0.00	1	1	0	0	0	3.2	1	0	0	0	0	3-0	4	0	0	.083
	Tampa Bay—5, 6	5-2	3.11	12	12	0	0	0	66.2	58	24	23	11	1	20-0	77	2	0	.230
2016	Durham	0-2	8.44	3	3	0	0	0	10.2	13	11	10	2	1	6-0	13	1	0	.310
	Tampa Bay	7-12	4.88	30	30	0	0	0	175.1	174	103	95	32	2	49-2	167	10	0	.259
2017	Seattle—7, 8	INJURED - DID NOT PITCH																	
2018	South Bend—9, 10, 11	0-0	0.00	1	1	0	0	0	1.0	0	0	0	0	0	0-0	3	0	0	.000
MAJOR TOTALS		31-27	3.74	156	85	1	1	2	570.1	523	253	237	77	7	161-6	552	28	0	.243
MINOR TOTALS		11-10	3.01	37	36	0	0	0	167.1	149	71	56	8	6	53-0	184	10	1	.242

* Led league # Tied for league lead

- Selected by Detroit in the 2nd round of the 2010 June draft...signed by Chris Wimmer.
- On disabled list, June 11-26, 2012, with severe blister on left middle finger...included rehab assignment with Toledo, June 21-26.
- On disabled list, July 7-29, 2012, with right intercostal strain.
- Acquired by Tampa Bay from Detroit, along with INF Willy Adames, as part of 3-team trade that sent INF Nick Franklin to Tampa Bay, LHP David Price to Detroit, and OF Austin Jackson to Seattle on July 31, 2014.
- On disabled list, March 27-April 24, 2015, with left shoulder tendinitis...included rehab assignments with Charlotte, April 9-19, and Montgomery, April 20-24.
- On disabled list, May 6-Aug. 16, 2015, with left shoulder soreness...included rehab assignments with Durham, July 26-31 and Aug. 7-16, and Charlotte, July 31-Aug. 6.
- Acquired by Seattle from Tampa Bay in exchange for OF Malle Smith, INF Carlos Vargas, and RHP Ryan Yarbrough on Jan. 11, 2017.
- On disabled list, March 30, 2017-end of season, while recovering from left elbow surgery.
- Signed by Chicago-NL as a free agent on Dec. 12, 2017.
- On disabled list, Feb. 14, 2018-end of season, while recovering from left elbow surgery...included rehab assignment with South Bend, Aug. 30.
- Acquired by Texas from Chicago-NL, along with a PTBNL, in exchange for a PTBNL on Nov. 2, 2018.

POSTSEASON RECORD

SERIES	CLUB	W-L	ERA	G	GS	CG	SHO	SV	IP	H	R	ER	HR	HB	BB-I	SO	WP	BK	AVG
2012 ALCS	DET vs. NYY	1-0	0.00	2	0	0	0	0	2.1	1	0	0	0	0	0-0	2	0	0	.125
2012 WS	DET vs. SF	0-0	5.40	2	0	0	0	0	1.2	1	1	1	0	0	3-1	2	0	0	.200
2013 ALDS	DET vs. OAK	0-0	0.00	2	0	0	0	0	1.0	1	0	0	0	0	2-0	2	0	0	.250
2013 ALCS	DET vs. BOS	0-0	4.50	4	0	0	0	0	2.0	0	2	1	0	0	1-0	1	0	0	.000
LDS TOTALS		0-0	0.00	2	0	0	0	0	1.0	1	0	0	0	0	2-0	2	0	0	.250
LCS TOTALS		1-0	2.08	6	0	0	0	0	4.1	1	2	1	0	0	1-0	3	0	0	.067
WS TOTALS		0-0	5.40	2	0	0	0	0	1.2	1	1	1	0	0	3-1	2	0	0	.200
POSTSEASON TOTALS		1-0	2.57	10	0	0	0	0	7.0	3	3	2	0	0	6-1	7	0	0	.125

WORLD BASEBALL CLASSIC RECORD

YEAR	CLUB	W-L	ERA	G	GS	CG	SHO	SV	IP	H	R	ER	HR	HB	BB-I	SO	WP	BK	AVG
2017	United States	0-0	0.00	1	1	0	0	0	4.2	3	1	0	0	0	0-0	8	0	0	.200

CAREER FIELDING


P	PCT	G	PO	A	E	TC	DP
Totals	.937	156	21	68	6	95	3

CAREER HIGHS

- Innings:** 9.0, Aug. 22, 2014 at TOR
- Relief Innings:** 5.2, April 20, 2013 at LAA
- Low-Hit CG:** 2, Aug. 22, 2014 at TOR
- Strikeouts:** 12, June 15, 2016 vs. SEA
- Walks:** 5, May 19, 2014 at CLE
- Winning Streak:** 9, July 1, 2012-April 4, 2014
- Losing Streak:** 7, May 21-July 18, 2016
- Scoreless Streak:** 16.0 IP, April 23-May 8, 2014



JEFFREY SPRINGS



LHP #54

TWITTER + @JSprings19

L	L	BORN	Sept. 20, 1992 in Belmont, NC
BATS	THROWS	RESIDES	Belmont, NC
6'3"	193^{lb}	ACQUIRED	Selected in the 30th round of the 2015 June Draft
HEIGHT	WEIGHT	CONTRACT STATUS	Signed through 2019
26	26	SERVICE TIME	0.062
OPENING DAY AGE		OPTIONS USED	0/3

CAREER: The 26-year-old left-hander was promoted to the majors at the 2018 trading deadline and became one of the Rangers' most effective pitchers over the season's final two months...Springs had never seen action above the High-A level prior to last season...ended his Down East tenure in 2018 with a 25.1-inning scoreless streak that year...over four minor league seasons, has averaged 12.1 strikeouts per 9 innings with a 3.67 ERA and 1.212 WHIP figure...pitched almost exclusively in relief in 2018, with his only two starts for the year coming in an "opener" role with Texas...the Rangers' 30th round selection in the 2015 June draft, Springs is seeking to build on a solid first two months in the big leagues.

2018: Entered the year having never pitched above High-A, but spent just 4 months with Frisco (AA) and Round Rock (AAA) before his promotion to Texas on 7/31...only staff members with a lower ERA than Springs' 3.38 figure after his contract was purchased on 7/31 (min. 15.0 IP) were José Leclerc (0.00) and Mike Minor (2.89)...posted 9 scoreless outings of 2.0+ IP, T4th-most in the A.L...went 0-for-1 in save tries, had 4 games finished, 2 holds, and permitted 5 of 7 inherited runners to score...posted 5.0 SHO IP in 2 starts and had 4.00 ERA (12 ER/27.0 IP) in 16 relief outings...1st batters faced hit .286 (4-14) with 2 BB.

SUMMARY: Made ML debut on 7/31 at ARI (2.0 IP, 1 R-ER) after entering year having never pitched above High-A...allowed runs in 4 of 1st 7 outings (3.55 ERA, 5 ER/12.2 IP)...over next 5 G/2 GS from 8/24-9/9, posted 10.0 SHO IP with 0 BB/12 SO to bring ERA to 1.99...made 'opener' starts in back-to-back outings on 9/3 vs. LAA and 9/9 at OAK, totaling 5.0 SHO IP in those games...allowed 9 R-7 ER in final 5 G and 7.1 IP to finish at 3.38...earned 1st ML win with 2.0 SHO IP on 9/23 vs. SEA...only loss came in lone save chance on 9/16 at SD, when he issued a pair of 2-out walks ahead of a walk-off grand slam by Padres' Francisco Mejia.

MINORS IN 2018: Combined to go 4-4 with a 4.13 ERA (26 ER/56.2 IP) and 2 saves over 33 G with Round Rock (AAA) and Frisco (AA)...posted a career best in SO/9.0 IP (15.6)...began season with Frisco and was promoted to Round Rock on 6/16...season-best 8 K's in

4.1 IP on 5/7 vs. Midland...made Triple-A debut 6/16 vs. Fresno (2.1 IP, 0 R)...posted 7.2 SHO IP in final 6 G with the Express before promotion to Texas.

2017: Led all Texas farmhands and finished 2nd in Carolina League with 146 SO...whiffed 30.9% of all batters faced (146 of 472) and averaged 11.7 SO/9, 6th-highest among all full season pitchers (min. 100.0 IP)...held opponents to a .245/.311/.396/.708 slash line overall...had 22.1 scoreless innings over 14 relief appearances...began the season in the Wood Ducks rotation and allowed 2-or-fewer runs in 9 of 17 starts...had 3 outings of 10+ strikeouts...shifted to the bullpen on 7/26 and held opponents to a .173/.230/.210/.440 slash line over 14 appearances...ended the season with 25.1-inning scoreless streak over his last 15 G/14 GS...had 2 scoreless innings over 2 relief appearances in the CL playoffs...**2016:** Was a South Atlantic League All-Star at Hickory (A) and earned a mid-season promotion to High Desert (High-A)...opponents batted .216 (63-292), including .203 (41-202) by right-handed hitters...began the season in the Hickory bullpen and had a 0.61 WHIP and .106 opp. avg. in 18 relief appearances...compiled a 0.47 ERA (1 ER/19.1 IP) in 1st 12 relief outings...permitted season relief-high 4 runs (3 ER) on 5/27 vs. GBO, but had 9.1 inning scoreless streak over next 5 appearances before promotion on 6/23...opponents were 1-for-29 during scoreless streak...tossed 6.2 scoreless innings in 1st 3 outings with High Desert...had a 4.26 ERA (3 ER/6.1 IP) with 12 SO and one BB over 2 G/1 GS in the postseason...**2015:** Averaged 11.3 SO/9 and reached Low-A in first professional season...combined to go 2-2, 2.61 (9 ER/31.0 IP) with 39 SO in 17 relief outings with Spokane and Hickory.

PERSONAL/AMATEUR: Jeffrey Scott Springs...married the former Kristyn Bailey Upchurch on 12/1/18...pitched 4 seasons at Appalachian State University in Boone, N.C...left Appalachian State ranking among the career leaders in starts (T3rd, 43), innings (7th, 243.1), and strikeouts (4th, 215)...named the 2011 North Carolina 3-A Player of the Year at South Point High School in Belmont, N.C...also tabbed the 2011 Gaston Gazette Player of the Year...ranks among the school's all-time leaders in career strikeouts (1st, 346) and wins (T1st, 25)...was MVP of the 2011 North Carolina 3-A state championship series.

FRONT OFFICE

COACHES

SPRINGS

2018 REVIEW

OPONENTS

RECORDS

DEVELOPMENT

MEDIA



SPRINGS CONTINUED

CAREER RECORD

YEAR	CLUB	W-L	ERA	G	GS	CG	SHO	SV	IP	H	R	ER	HR	HB	BB-I	SO	WP	BK	AVG
2015	Spokane—1	2-2	2.93	15	0	0	0	0	27.2	21	9	9	2	3	14-0	33	3	0	.221
	Hickory	0-0	0.00	2	0	0	0	0	3.1	0	0	0	0	0	1-0	6	0	0	.000
2016	Hickory	1-1	1.16	18	0	0	0	3	31.0	11	8	4	1	0	8-0	40	2	0	.106
	High Desert	2-2	5.36	13	9	0	0	0	48.2	52	33	29	9	2	21-0	52	3	0	.277
2017	Down East	2-8	3.69	31	17	0	0	2	112.1	104	48	46	13	5	37-1	146	6	2	.245
2018	Frisco	3-2	4.82	20	0	0	0	1	37.1	39	20	20	2	2	7-0	68	3	2	.269
	Round Rock	1-2	2.79	13	0	0	0	1	19.1	12	6	6	0	2	12-0	30	0	0	.182
	Texas	1-1	3.38	18	2	0	0	0	32.0	32	14	12	4	1	14-1	31	3	0	.256
MAJOR TOTALS		1-1	3.38	18	2	0	0	0	32.0	32	14	12	4	1	14-1	31	3	0	.256
MINOR TOTALS		11-17	3.67	112	26	0	0	7	279.2	239	124	114	27	14	100-1	375	17	4	.232

* Led league # Tied for league lead


1- Selected by Texas in the 30th round of the 2015 June draft...signed by Jay Heafner on June 11, 2015.

CAREER FIELDING

P	PCT	G	PO	A	E	TC	DP
Totals	1.000	18	2	4	0	6	0

CAREER HIGHS

Innings: 3.0, Sept. 9, 2018 at OAK
Relief Innings: 2.2, Aug. 14, 2018 vs. ARI
Strikeouts: 3, 6x, last Sept. 19, 2018 vs. TB
Walks: 2, 5x, last Sept. 16, 2018 at SD
Winning Streak: 1, Sept. 23, 2018 vs. SEA
Losing Streak: 1, Sept. 16, 2018 at SD



CARLOS TOCCI

R BATS	R THROWS	BORN	Aug. 23, 1995 in Maracay, VZ
6'2" HEIGHT	160^{lb} WEIGHT	RESIDES	Maracay, VZ
23 OPENING DAY AGE		ACQUIRED	In a trade with Chicago-AL on Dec. 14, 2017
		CONTRACT STATUS	Signed through 2019
		SERVICE TIME	1.000
		OPTIONS USED	0/3

OF #15

TWITTER + @carlostocci

CAREER: The 22-year-old centerfielder (pronounced TOE-chee) is in his second season with the Rangers after satisfying the roster requirements as a Rule 5 selection in 2018...became the 3rd Rangers Rule 5 pick ever (also Delino DeShields in 2015 and Odell Jones in 1983) to remain in the organization via service time requirement... finished the campaign with the highest post-All-Star break average (min. 90 PA) of any Ranger, as he earned a large share of the playing time in centerfield...the Venezuela native was selected by the White Sox in the 2017 Rule 5 Draft on 12/14/17 and traded to the Rangers that same morning...prior to Texas, he had spent his entire six-year professional career in the Phillies system since being signed as a non-drafted free agent on his 16th birthday in 2011.

2018: Was on the active roster all season aside from a DL stint 4/22-6/1 with a bruised left hip...rookie had 36 total starts (35 in CF, 1 in LF), ranking 2nd on club in starts in CF...batted .086 (3-35) with no XBH and one RBI in 27 G before the All-Star break, then hit .282/.303/.365/.668 (24-85) with all 5 XBH in the 2nd 'half'...the .282 BA was highest of any Ranger with 90+ PA's after the break...batted .353 (12-34) in final 17 G/11 GS beginning 8/17...ranked 8th in A.L. with 6 sac bunts... career-high 3 hits on 8/17 vs. LAA...1st RBI was 6/30 vs. CWS...recorded 1st hit on 4/8 vs. TOR...made ML debut in team's 3rd game on 3/31 vs. HOU...made 1st

career mound appearance in 8th inning 7/23 vs. OAK, retiring both BF...was 13th position player in club history to pitch...batted .349/.414/.395/.809 (45-129) over 33 games with Aragua in the Venezuelan Winter League.

2017: Combined to bat .294/.346/.381/.727 (142-483) with 3 HR and 52 RBI in 130 games with Reading (AA) and Lehigh Valley (AAA), his first action above A-ball... hit .307 (132-430) with a .760 OPS while spending the bulk of the season at Double-A, ranking among Eastern League leaders in average (2nd) and triples (T1st, 7)...selected a midseason All-Star, going 2-for-4 with a run scored for victorious East squad on 7/12 at New Hampshire...had a .992 (2 E/254 TC) fielding pct. in 108 G in the outfield with 6 OF assists...earned a late-season promotion to the IronPigs on 8/17...Lehigh Valley made the playoffs, with Tocci going 3-for-12 with a BB and RBI in 3 G...played for Tigres de Aragua in the Venezuelan Winter League, batting .314 (22-70) with 5 2B, 2 3B, and 5 RBI in 18 G, all in December...**2016:** Spent entire season with Clearwater (High-A)...named a Florida State League midseason and postseason All-Star...selected as Phillies Minor League Defender of the Month for May and Phillies Minor League Player of the Week, 6/20-26...led FSL in hits (142), ranked 3rd in AB (500), T5th in doubles (26) and 10th in BA (284) and TB (181)...had an 11-G hit streak, 6/14-27, and a 10-G hit streak, 7/9-21...recorded 38 multi-hit games, including 3 G with 4+hits with one



TOCCI CONTINUED

FRONT OFFICE

COACHES

TOCCI

2018 REVIEW

OPONENTS

RECORDS

DEVELOPMENT

MEDIA

5-hit effort...was 19-for-56 (.339) with RISP and 2 outs... named Rookie of the Year in the VWL (.323 BA, 28 RBI, 40 R)...**2015:** Began season with Lakewood (A)...named a South Atlantic League midseason All-Star...Phillies Minor League Player of the Month for both April (20 G, .359 BA, 28-78, 12 R, 8 2B, HR, 9 BB, 7 SB) and July (28 G, .348 BA, 40-115, 15 R, 4 2B, HR, 6 RBI, 4 BB)... also named Phillies Minor League Player of the Week, 4/9-19...promoted to Clearwater, 6/16...batted .313 (47-150) in his first 37 G following his promotion...posted a .847 OPS in 11 G for Aragua in the VWL...**2014:** Spent season with Lakewood...Phillies Minor League Player of the Week, 4/14-20...finished 4th in South Atlantic League

in triples...hit his 1st professional HR, 7/16 at Hickory... following the season, named 8th-best prospect in Phillies minor league system by *Baseball America*...**2013:** Spent season with Lakewood...following the season, named 6th-best prospect in Phillies minor league system by *Baseball America*...participated in Florida Instructional League...**2012:** Began pro career with Gulf Coast League Phillies (R)...participated in Phillies Instructional League.

PERSONAL: Carlos Daniel Tocci...resides in his native Maracay, Venezuela...originally signed by Phillies as a non-drafted free agent on his 16th birthday: 8/23/11... signed by PHI scout Jesús Méndez.

CAREER RECORD

YEAR	CLUB	AVG	G	AB	R	H	TB	2B	3B	HR	RBI	SH	SF	BB-1	SO	SB	CS	HP	GIDP	OBP	SLG
2012	GCL Phillies—1	.278	38	97	13	27	29	2	0	0	9	1	1	6-0	18	9	2	2	2	.330	.299
2013	Lakewood	.209	118	421	40	88	105	17	0	0	26	3	4	22-0	77	6	7	9	9	.261	.249
2014	Lakewood	.242	125	487	59	118	158	18	8	2	30	10	2	25-0	96	10	11	14	10	.297	.324
2015	Lakewood	.321	59	234	35	75	99	14	2	2	25	0	1	20-1	31	14	2	6	4	.387	.423
	Clearwater	.258	68	275	31	71	86	9	0	2	18	4	3	12-0	52	3	9	4	5	.296	.313
2016	Clearwater	.284	127	500	66	*142	181	26	2	3	50	9	8	34-0	76	13	6	5	10	.331	.362
2017	Reading	.307	113	430	59	132	171	19	#7	2	48	2	3	29-0	66	4	5	10	12	.362	.398
	Lehigh Valley—2, 3	.189	17	53	2	10	13	0	0	1	4	0	0	1-0	11	0	0	0	1	.204	.245
2018	Texas—4	.225	66	120	11	27	34	3	2	0	5	6	1	7-0	39	0	3	1	2	.271	.283
	Frisco	.318	7	22	4	7	9	0	1	0	1	0	1	4-0	5	3	1	0	0	.407	.409
	Round Rock	.214	8	28	3	6	8	2	0	0	3	0	0	2-0	5	0	0	0	1	.267	.286
MAJOR TOTALS		.225	66	120	11	27	34	3	2	0	5	6	1	7-0	39	0	3	1	2	.271	.283
MINOR TOTALS		.265	680	2547	312	676	859	107	20	12	214	29	23	155-1	437	62	43	50	54	.317	.337

* Led league # Tied for league lead

- 1- Signed by Philadelphia as a non-drafted free agent on Aug. 23, 2011...signed by Jesus Mendez.
- 2- Selected by Chicago-AL in the major league phase of the Rule 5 Draft on Dec. 14, 2017.
- 3- Acquired by Texas from Chicago-AL in exchange for cash considerations on Dec. 14, 2017.
- 4- On disabled list, April 22-June 1, 2018, with bruised left hip...included rehab assignments with Frisco, May 14-22, and Round Rock, May 23-June 1.

CAREER HIGHS

- Hits: **3**, Aug. 17, 2018 vs. LAA
- Runs: **2**, Aug. 17, 2018 vs. LAA
- Doubles: **1**, 3x, last Aug. 31, 2018 vs. MIN
- Triples: **1**, 2x, last Sept. 2, 2018 vs. MIN
- RBI: **1**, 5x, last Sept. 23, 2018 vs. SEA
- Walks: **2**, June 20, 2018 at KC
- Hitting Streak: **4**, 2x, last Aug. 29-Sept. 19, 2018

CAREER FIELDING

OF	PCT	G	PO	A	E	TC	DP
2018	.991	61	111	1	1	113	0





MICHAEL TONKIN

NON-ROSTER
INVITEE

R BATS	R THROWS	BORN • Nov. 19, 1989 in Glendale, CA
6'7" HEIGHT	220^{lb} WEIGHT	RESIDES • Palmdale, CA
29 OPENING DAY AGE	ACQUIRED • Signed as a minor league free agent on Jan. 22, 2019	CONTRACT STATUS • Signed through 2019
	SERVICE TIME • 2.074	OPTIONS USED • 3/3

RHP #55

TWITTER + @mtonkin37

CAREER: The 29-year-old veteran signed with the Rangers in January after spending last season with the Hokkaido Nippon-Ham Fighters in Japan's Nippon Professional Baseball...returns to the U.S. this year, where he saw stints in the bullpen with the Minnesota Twins for five consecutive seasons from 2013-17...has a career 4.43 ERA, 1.428 WHIP, and 9.2 strikeouts per 9 innings over 141 major league appearances...a two-time member of the Twins Opening Day roster, the Southern California native was originally Minnesota's 30th round pick in the 2008 June draft...in his four seasons at the Triple-A level, has a 2.41 ERA and 1.048 WHIP in 133 games/160.1 innings.

2018: In his lone season with Hokkaido in the Japanese Pacific League, went 4-4, 3.71 (21 ER/51.0 IP) with 12 saves and 20 holds in 53 relief appearances...ranked among Pacific League leaders in saves (8th) and holds (9th), while 6 blown saves were T3rd in the circuit...had a 1.333 WHIP and opponents batted .234/.336/.313/.649 (45-192)...went 12-for-18 in save tries and finished 16 games...over 1st 43 outings through 8/17, had a 1.93 ERA (9 ER/42.0 IP)...in final 12 G, including his 2 playoff appearances, his ERA was 12.60 (14 ER/10.0 IP)...had a 2.41 ERA (10 ER/37.1 IP) when pitching one one-or-more days of rest.

2017: Was a member of Twins Opening Day roster for 3rd straight year, but was designated for assignment after game on 5/6 after 6.55 ERA (8 ER/11.0 IP) in 9 G...rejoined club in Sept. and had 3.60 ERA (4 ER/10.0 IP) in 7 outings...in 31 G with Rochester (AAA), posted 1.73 ERA and 1.056 WHIP with 13.2 SO/9 in 31 appearances...had 0.91 ERA (3 ER/29.2 IP) in final 23 G for Red Wings from 6/18-8/31...**2016:** Set career highs in most categories, including games (65), innings (71.2), and strikeouts (80) in his lone full season on a ML roster...had a 1.451 WHIP but averaged 10.0 SO/9.0 IP...ranked among MIN staff leaders in games (2nd) and SO (5th)...allowed 14 of 41 inherited runners (34.1%) to score...1st ML win, 4/17 vs.

LAA (2.0 SHO IP)...**2015:** Saw 5 stints with Twins, posting 3.47 ERA and 1.286 WHIP in 26 games in majors...ended season with 10.2-inning scoreless streak in majors beg. 9/13...had 14 saves with Rochester to tie for team lead...produced 1.10 ERA and 0.732 WHIP in 33 G/41.0 IP in International League...**2014:** Made Twins Opening Day roster due to Brian Duensing's placement on Paternity List and spent 3 stints with MIN...led Red Wings staff with 10 saves and was 3rd on club with 39 appearances...ranked 15th best prospect in Twins system by *Baseball America* entering 2014...**2013:** Recalled by MIN on 7/11 when Caleb Thielbar was placed on the Bereavement List...made ML debut 7/11 at TB (1.1 SHO IP, 1 SO)...opened season at Double-A New Britain and was promoted to Triple-A on 5/30...team-high 14 saves with Rochester and led MIN system with 21 total saves...named reliever on MiLB.com Twins organizational All-Star team...**2012:** Selected a Midwest League All-Star at Beloit (A)...promoted to Ft. Myers (High-A) on 6/20 and was named Twins minor league Pitcher of the Week 6/15...combined to go 4-1, 2.08 ERA (69.1 IP, 16 ER) with 12 saves, 97 SO and 20 BB in 44 appearances between both levels...named reliever on MiLB.com Twins organizational All-Star team...played for Peoria Javelinas in the Arizona Fall League, going 1-0, 2.45 ERA (14.2 IP, 4 ER) in 10 G...added to Twins 40-man roster in November...**2011:** Tied for Beloit team lead in appearances (48)...allowed just one HR in final 40 G...**2010:** Started season at Beloit and transferred to Rookie Elizabethton on 7/19...**2009:** Spent year with Gulf Coast League Twins, 2nd in league with 60 SO...named Twins minors Pitcher of the Week 7/17...ranked 30th best prospect in the Twins organization by *Baseball America* entering the 2009 season...**2008:** Spent first professional season with GCL Twins, going 0-1, 3.27 ERA (11.0 IP, 4 ER) in 6 G/1 GS.

PERSONAL: Michael Harvey Tonkin...wife's name is Becky...2008 graduate of Palmdale (CA) High School...signed by Twins scout Dan Cox...brother-in-law of former MLB outfielder Jason Kubel.

FRONT OFFICE

COACHES

TONKIN

2018 REVIEW

OPPONENTS

RECORDS

DEVELOPMENT

MEDIA



TONKIN CONTINUED

FRONT OFFICE

COACHES

TONKIN

2018 REVIEW

OPPONENTS

RECORDS

DEVELOPMENT

MEDIA

CAREER RECORD

YEAR	CLUB	W-L	ERA	G	GS	CG	SHO	SV	IP	H	R	ER	HR	HB	BB-I	SO	WP	BK	AVG
2008	GCL Twins—1	0-1	3.27	6	1	0	0	0	11.0	10	4	4	0	1	3-0	8	0	0	.244
2009	GCL Twins	3-4	3.62	11	9	0	0	0	54.2	55	30	22	2	4	9-0	60	5	0	.258
2010	Beloit	3-6	4.29	13	12	0	0	0	65.0	76	43	31	7	8	18-0	40	7	0	.287
	Elizabethhton	1-0	1.08	10	0	0	0	1	25.0	18	6	3	1	4	4-1	26	1	0	.196
2011	Beloit	4-3	3.87	48	3	0	0	2	76.2	82	41	33	3	8	24-1	69	6	0	.271
2012	Beloit	3-0	1.38	22	0	0	0	6	39.0	29	8	6	1	1	9-1	53	5	0	.206
	Fort Myers	1-1	2.97	22	0	0	0	6	30.1	24	12	10	2	2	11-0	44	1	0	.212
2013	New Britain	1-2	2.22	22	0	0	0	7	24.1	21	10	6	0	3	8-0	30	2	0	.216
	Rochester	1-2	4.41	30	0	0	0	14	32.2	33	18	16	3	1	8-1	36	0	0	.256
	Minnesota	0-0	0.79	9	0	0	0	0	11.1	9	6	1	0	0	3-0	10	1	0	.205
2014	Minnesota	0-0	4.74	25	0	0	0	0	19.0	23	13	10	2	2	6-0	16	1	0	.307
	Rochester	3-4	2.80	39	0	0	0	10	45.0	41	18	14	2	2	12-3	46	1	0	.246
2015	Rochester	2-1	1.10	33	0	0	0	14	41.0	25	5	5	2	1	5-0	46	4	0	.174
	Minnesota	0-0	3.47	26	0	0	0	0	23.1	21	9	9	4	1	9-2	19	1	0	.239
2016	Minnesota	3-2	5.02	65	0	0	0	0	71.2	80	46	40	13	3	24-0	80	5	0	.280
2017	Minnesota—2	0-1	5.14	16	0	0	0	0	21.0	22	15	12	6	1	12-0	24	2	0	.265
	Rochester	4-2	1.73	31	0	0	0	5	41.2	31	8	8	1	4	13-0	61	0	0	.205
2018	Hokkaido—3, 4	4-4	3.71	53	0	0	0	12	51.0	45	24	21	2	7	23-2	33	6	0	.234
MAJOR TOTALS		3-3	4.43	141	0	0	0	0	146.1	155	89	72	25	7	54-2	149	10	0	.269
MINOR TOTALS		26-26	2.92	287	25	0	0	65	486.1	445	203	158	24	39	124-7	519	32	0	.240
JAPAN TOTALS		4-4	3.71	53	0	0	0	12	51.0	45	24	21	2	7	23-2	33	6	0	.234

* Led league # Tied for league lead

- 1- Selected by Minnesota in the 30th round of the 2008 June draft...signed by Dan Cox.
- 2- Released by Minnesota on Nov. 8, 2017.
- 3- Signed by the Hokkaido Nippon Ham Fighters of NPB on Nov. 10, 2017.
- 4- Signed by Texas as a minor league free agent on Jan. 22, 2019.


CAREER FIELDING

P	PCT	G	PO	A	E	TC	DP
Totals	1.000	141	3	17	0	20	3

CAREER HIGHS

- Innings: 3.0**, April 22, 2016 at WAS
- Strikeouts: 4**, 3x, last July 27, 2016 vs. ATL
- Walks: 3**, 2x, last May 6, 2017 vs. BOS
- Winning Streak: 2**, June 12-Sept. 29, 2016
- Losing Streak: 2**, April 24-May 17, 2016





JOSE TREVINO

R	R	BORN	Nov. 28, 1992 in Corpus Christi, TX
BATS	THROWS	RESIDES	Alice, TX
5'11"	210^{lb}	ACQUIRED	Selected in the 6th round of the 2014 June Draft
HEIGHT	WEIGHT	CONTRACT STATUS	Signed through 2019
C #71	26	SERVICE TIME	0.004
TWITTER	OPENING DAY AGE	OPTIONS USED	1/3
@HipHipJose5			

CAREER: The 26-year-old Trevino is in big league camp for the 3rd straight year...saw his 1st major league action in 2018, providing one of the Rangers' top moments of the season despite spending just one series with the club...had his season cut short due to season-ending left shoulder surgery in July, but is expected to be fully healthy for the start of spring training...has spent the majority of the last 2 seasons at Double-A Frisco and has a career .263 batting average with 42 HR and 238 RBI across 5 minor league seasons...has been an All-Star in 4 of his 5 years as a pro...selected the Rangers 2017 Minor League Defender of the Year and was also honored as the organization's 2016 Tom Grieve Minor League Player of the Year...originally drafted as an infielder, Trevino is a 2-time winner of the Rawlings Minor League Gold Glove Award as the top defensive catcher in the minor leagues (2016-17)...the Corpus Christi native was selected in the 6th round of the 2014 June draft out of Oral Roberts University...rated by MLB.com as the organization's 28th-best prospect...participated in the January mini-camp at the Texas Rangers Youth Academy in West Dallas.

TEXAS: In his only major league stint to date, was recalled from Frisco for a 3-game series 6/15-17 vs. COL and appeared in all 3 games, going 2-for-8 with 3 RBI...both hits drove in runs, including a walk-off 2-run single off Wade Davis in the 9th inning of the Father's Day series finale on 6/17 vs. COL, his most recent MLB game...entered that contest as a defensive replacement, becoming 4th catcher in Rangers history to post a game-ending hit with the club trailing...others: Mike Stanley (7/27/87 vs. MIL), Ivan Rodriguez (9/8/98 vs. KC), and Jonathan Lucroy (9/16/16 vs. OAK)...one start was 6/16 vs. COL, when he posted game-tying single in the 7th for his 1st MLB hit (off Kyle Freeland).

FRISCO: Outside of 3-G stint with the Rangers in June, spent entire season with the RoughRiders, batting .234/.284/.332/.615 over just 46 G in a campaign shortened by injury...hit .184 (14-76) over 19 G in April before a DL stint from 4/29-5/10 with a right quad strain...upon return, batted .348 (23-66) with a .976 OPS over 17 G through end of May before a .143 (6-42) BA in his last 10 G in minors in June...went 2-for-2 with 2 HR, season-high 3 RBI, and one BB in his return game on 5/11 at San Antonio...batted .264 (14-53) against left-handed pitching compared to .221 (29-131) against right-handers...had a .997 fielding pct. (1 E/336 TC) and threw out 14 of 43 (32.6%) runners attempting to steal.

INJURY: Had season-ending surgery on July 20, 2018 on his left (non-throwing) shoulder to repair a tear of the posterior labrum...surgery was performed by Dr. Keith Meister...worked out throughout the winter and is expected to be fully ready for the start of spring training...played final game of the year with Frisco on 6/21 at Corpus Christi, and was on RoughRiders 7-day DL from 6/27-end of season.

2017: Spent season at Double-A Frisco, batting .241/.275/.323/.598 over 105 G and 423 PAs in his 1st Double-A action...his .598 OPS figure was lowest of career...averaged 9.61 PA/SO, 3rd-best mark in the Texas League...rated statistically as the top defensive catcher in the circuit, compiling a .996 fielding percentage and leading all TL backstops in games (99), total chances (829), putouts (762), assists (64), and caught stealing percentage (41.3%, 33-of-80)...had just 3 passed balls...selected for a minor league Gold Glove Award for the 2nd consecutive season, and was also Rangers Minor League Defender of the Year...selected to league's mid-season and postseason All-Star squads...went 0-for-2 for victorious South team in 6/27 All-Star Game in Frisco...**2016:** Earned mid-season and postseason All-Star honors in the California League, and was selected Rangers Tom Grieve Minor League Player of the Year...tabbed the 18th-best prospect in the CAL League by *Baseball America*...rated statistically as the best defensive catcher on the circuit, leading all CAL League backstops in fielding percentage (.998) and caught stealing percentage (48.0%)...ranked among the league's batting leaders in average (7th, .303), doubles (T8th, 30), and RBI (T14th, 68)...whiffed in just 10.5% of his plate appearances, lowest among all Texas farmhands...was named the organization's Minor League Defender of the Month for July...batted .375 (12-32) with 2 doubles, one HR, and a club-best 9 RBI over 7 postseason games for the CAL League champion Mavericks...with Surprise Saguaros in Arizona Fall League, batted .230 (17-74) with 4 2B, 2 HR, and 7 RBI over 18 G...collected both of the Saguaros' hits in a 6-1 loss to Mesa in the AFL Championship...**2015:** Garnered All-Star honors for the 2nd straight season, earning a spot in the South Atlantic League All-Star Game...made the full conversion to catcher, appearing in 87 G behind the plate for the Crawdads...compiled a .992 fielding percentage (6 E/760 TC) and threw out 31 of 92 (33.7%) of attempted base stealers, 5th-highest percentage in the SAL...ranked among the team leaders in home runs (2nd, 14), RBI (2nd, 63), and doubles (T2nd, 19)...

TREVINO CONTINUED

FRONT OFFICE

COACHES

TREVINO

2018 REVIEW

OPONENTS

RECORDS

DEVELOPMENT

MEDIA

batted .318 (7-22) over 6 G in the SAL playoffs...played in 6 G with the Surprise Saguaros in the Arizona Fall League, batting .217 (5-23)...**2014:** Earned Northwest League All-Star honors in 1st professional season...was the MiLB.com Top Star of the Game at the NWL All-Star Game, recording a pair of doubles in the contest...ranked among the NWL leaders in home runs (T3rd, 9), RBI (4th, 49), and doubles (6th, 18)...logged time at catcher, second, third, and shortstop.

COMMUNITY: Has participated in the annual children's hospital visits for 2 years, Rangers Winter Caravan and Fan Fest...for 3 consecutive years, has hosted the annual Trevino Toy Drive at his alma mater, John Paul II High School in Corpus Christi, which took place prior to the holidays...garnered more than 500 toys to be donated to West Side Helping Hand, an organization that guides low-income youth in Corpus Christi...Toy Drive also included a baseball camp for local youth players, led by Trevino and various other professional players with ties

to the area...has been a regular guest speaker at Oral Roberts' annual Diamond Dinner benefitting the school's baseball program.

AMATEUR/PERSONAL: Jose Trevino...has a son, Josiah Cruz (6/10/18)...was a 3-time all-conference selection at Oral Roberts University, where he was a teammate of former Ranger Chi Chi Gonzalez...selected Summit League Newcomer of the Year following freshman campaign...in 2014, was tabbed as the shortstop on the Southland Conference All-Conference Second Team after earning a spot on the third team as a catcher in 2013...made an in-season transition from third base to shortstop for the Golden Eagles as a junior...is a 2011 graduate of John Paul II High School in Corpus Christi, Texas...tied the Texas state record with 25 home runs during his senior campaign and led the school to back-to-back state titles in 2010 and 2011...had his #21 retired at the John Paul II Baseball Booster Potluck Dinner on 2/11/16.

CAREER RECORD

YEAR	CLUB	AVG	G	AB	R	H	TB	2B	3B	HR	RBI	SH	SF	BB-I	SO	SB	CS	HP	GIDP	OBP	SLG
2014	Spokane—1	.257	72	288	58	74	129	22	3	9	49	0	5	23-1	50	2	0	3	14	.313	.448
2015	Hickory	.262	112	424	62	111	176	19	2	14	63	3	3	18-0	60	1	4	1	12	.291	.415
2016	High Desert	.303	109	433	67	131	188	30	0	9	68	0	4	26-2	49	2	1	2	7	.342	.434
2017	Frisco	.241	105	402	39	97	130	12	0	7	42	1	1	19-1	44	1	2	0	16	.275	.323
2018	Frisco	.234	46	184	18	43	61	7	1	3	16	0	3	13-0	27	0	1	1	8	.284	.332
	Texas	.250	3	8	0	2	2	0	0	0	3	0	0	0-0	1	0	0	0	1	.250	.250
MAJOR TOTALS		.250	3	8	0	2	2	0	0	0	3	0	0	0-0	1	0	0	0	1	.250	.250
MINOR TOTALS		.263	444	1731	244	456	684	90	6	42	238	4	16	99-4	230	6	8	4	7	.303	.395

* Led league # Tied for league lead

1- Selected by Texas in the 6th round of the 2014 June draft...signed by Bobby Crook on June 8, 2014.

CAREER HIGHS

Hits: 1, 2x, last June 17, 2018 vs. COL

RBI: 2, June 17, 2018 vs. COL

Hitting Streak: 2, June 16-17, 2018

CAREER FIELDING

C	PCT	G	PO	A	E	TC	DP
2018	1.000	3	15	0	0	15	0
C (ADV.)	CS	SB	ATT	CS%	CERA	PB	
2018	0	0	0	-	3.71	0	





PHILLIPS VALDEZ

NON-ROSTER
INVITEE

R BATS + **R THROWS** + **BORN** • Nov. 16, 1991 in San Pedro de Macoris, Dominican Republic
6'3" **165** **RESIDES** • San Pedro de Macoris, Dominican Republic
HEIGHT **WEIGHT** + **ACQUIRED** • Signed as a minor league free agent on Dec. 21, 2018
27 **CONTRACT STATUS** • Signed through 2019
OPENING DAY AGE + **SERVICE TIME** • 0.000 **OPTIONS USED** • 0/3

CAREER: The 27-year-old right-hander will be in major league spring training camp for the 1st time in his career, also his 1st year in the Texas organization...signed by Texas as a minor league free agent on 12/21/18 after spending the last 7 seasons in the Washington organization...has reached the Triple-A level each of the last 2 campaigns, but is still seeking his major league debut...spent the 1st 2 years of his pro career in the Cleveland organization after signing at age 17 in 2008, and also had a brief stint in the TB organization...has split time between the rotation and bullpen throughout his career, going 37-27 with a 3.61 ERA in 200 games/75 starts over 9 minor league seasons...owns a career walk rate of 3.6 BB/9, but has posted a 2.9 BB/9 figure over the last 2 seasons...participated in the January mini-camp at the Texas Rangers Youth Academy.

2018: Split time between Harrisburg (AA) and Syracuse (AAA) in the Nationals organization, combining to go 6-7 with a 2.73 ERA (41 ER/135.0 IP) in 31 G/19 GS...ranked among International League leaders in ERA (5th, 2.75) and WHIP (8th, 1.247)...spent early portion of the campaign with Harrisburg before earning promotion to Syracuse on 4/30...went 6-7 with a 2.80 ERA (35 ER/112.1 IP) as a starter compared to no record, 2.38 (6 ER/22.2 IP) as a reliever...opponents batted .239/.312/.376/.688...pitched 7.0-or-more innings in 5 of last 8 starts, going 3-1, 2.10 (12 ER/51.1 IP)...finished season ranked among Syracuse leaders in wins (T2nd, 6), innings (2nd, 124.1), and starts (3rd, 19).

WINTER BALL: Has pitched for Estrellas in the Dominican Winter League each of the past 3 offseasons...went 1-2 with a 3.91 ERA (10 ER/23.0 IP) in 8 G/5 GS this winter.

CAREER RECORD

YEAR	CLUB	W-L	ERA	G	GS	CG	SHO	SV	IP	H	R	ER	HR	HB	BB-I	SO	WP	BK	AVG
2009	DSL Indians—1	2-2	3.66	13	0	0	0	0	19.2	11	10	8	2	4	19-0	12	4	0	.164
2010	DSL Indians—2	0-0	8.40	10	0	0	0	0	15.0	16	14	14	1	4	11-0	14	3	0	.271
2011	—3								DID NOT PITCH										
2012	DSL Nationals—4	2-2	5.40	14	5	0	0	0	48.1	65	43	29	1	5	30-0	32	17	0	.327
2013	GCL Nationals	3-0	1.95	14	3	0	0	2	32.1	16	8	7	0	2	12-0	27	4	0	.148
2014	Hagerstown	2-0	3.68	18	0	0	0	1	29.1	19	16	12	1	4	18-0	28	3	0	.178
	Auburn	2-0	0.68	8	0	0	0	0	13.1	5	1	1	0	1	3-0	11	0	0	.111
2015	Hagerstown	5-2	1.47	8	8	0	0	0	43.0	30	8	7	3	6	10-0	32	0	0	.190
	Potomac	3-2	3.77	22	10	1	0	5	59.2	61	39	25	0	7	25-0	48	7	0	.254
2016	Potomac	6-3	3.74	11	11	0	0	0	65.0	60	30	27	3	4	15-0	52	6	1	.244
	Harrisburg	6-4	4.62	16	16	1	0	0	87.2	100	49	45	7	4	36-0	57	5	0	.292
2017	Harrisburg	0-2	2.72	25	0	0	0	1	43.0	37	14	13	1	1	13-1	34	0	0	.233
	Syracuse	0-3	6.75	10	3	0	0	0	24.0	30	18	18	1	3	5-0	19	0	0	.306
2018	Harrisburg	0-0	2.53	5	0	0	0	0	10.2	9	3	3	0	0	2-0	8	2	0	.237
	Syracuse—5	6-7	2.75	26	19	1	0	0	124.1	111	44	28	10	8	44-1	96	4	2	.239
MINOR TOTALS		37-27	3.61	200	75	3	0	9	615.1	570	297	247	30	53	243-2	470	55	3	.245

* Led league # Tied for league lead

- 1- Signed by Cleveland as a non-drafted free agent on Dec. 31, 2008...signed by Omar Rogers.
- 2- Released by Cleveland on Nov. 10, 2010.
- 3- Signed by Tampa Bay as a minor league free agent on Dec. 16, 2010...released on May 1, 2011.
- 4- Signed by Washington as a minor league free agent on May 30, 2012.
- 5- Signed by Texas as a minor league free agent on Dec. 21, 2018.

2017: Began the season with Double-A Harrisburg before being promoted to Triple-A Syracuse on 7/24...**2016:** Went a combined 12-7 with a 4.24 ERA in 27 starts between Single-A Potomac and Double-A Harrisburg...set career marks in nearly every category...entered the season rated as the No. 26 prospect in Washington's system, per *Baseball America*...following the season, appeared in 5 G (0.00 ERA) for Estrellas Orientales of the Dominican Winter League...**2015:** Went 8-4 with five saves and a 2.81 ERA in 30 games/18 starts between Single-A Hagerstown and Single-A Potomac...was promoted from Hagerstown to Potomac on 5/29...**2014:** Combined to go 4-0 with a 2.74 ERA (13 ER/42.2 IP) in 26 G with Hagerstown (A) and Auburn (Short-A)...allowed just one HR in 42.2 IP (0.2 HR/9)...**2013:** Spent the entire season with the GCL Nationals, going 3-0 with a 1.95 ERA (7 ER/32.1 IP) and .148 opponent average in 14 G/3 GS...opponents slashed just .148/.246/.185/.431...had no record, 1.64 ERA (2 ER/11.0 IP) as a starter and went 3-0, 2.11 (5 ER/21.1 IP) in relief...**2012:** Split time between rotation and bullpen with the Dominican Nationals in the 1st season in the Washington organization...signed as a minor league free agent on 5/30/12...**2011:** Was signed by Tampa Bay on 12/16/10 but did not appear in a game before being released on 5/1/11...**2010:** Recorded a career-best 8.4 SO/9 for the Dominican Indians...**2009:** Issued more walks (19) than strikeouts (12) in his 1st professional action.

PERSONAL: Phillips Valdez...originally signed by Cleveland as a non-drafted free agent on 12/31/08.

EDINSON VÓLQUEZ



RHP #36

R BATS	R THROWS	BORN • July 3, 1983 in Santo Domingo, Dominican Republic
6'0" HEIGHT	220 WEIGHT	RESIDES • Santo Domingo, Dominican Republic
35 OPENING DAY AGE		ACQUIRED • Signed as a minor league free agent on Feb. 16, 2018
		CONTRACT STATUS • Signed through 2019
		SERVICE TIME • 10.059 OPTIONS USED • 3/3

CAREER: Signed to a deal covering the 2018 and 2019 seasons on February 16, 2018, the 35-year-old veteran right-hander is on track to be fully ready for the start of the campaign after having 'Tommy John' ligament replacement surgery on his right elbow on August 4, 2017...has made 5 career Opening Day starts...spent 2018 on a rehab program in a return to the organization that originally signed him in 2001, as he spent his first three big league seasons with the Rangers from 2005-07...made All-Star team for only time in his career in 2008 after being traded by the Rangers to Cincinnati in a deal for Josh Hamilton...Vólquez was in the rotation for the Royals' 2015 World Series championship squad, making quality starts in 2 of the club's 4 World Series wins, although he did not record a victory...over five seasons preceding his elbow surgery, Vólquez averaged 11 wins, 32 starts, and 187 innings per year from 2012-16...he has gone 93-87 with a 4.42 ERA over 276 games/269 starts with Texas (2005-07), Cincinnati (2008-11), San Diego (2012-13), Los Angeles-NL (2013), Pittsburgh (2014), Kansas City (2015-16), and Miami (2017)...name is pronounced EHD-in-sin VOHL-keh-z.

2018/SURGERY: Had 'Tommy John' ligament replacement surgery performed on 8/4/17 by Dr. Timothy Kremchek in Cincinnati...marked his 2nd such surgery, also 8/3/09...agreed to terms with Texas on a minor league contract covering the 2018 and 2019 seasons on 2/16/18 as he continued his rehabilitation process...was on the Round Rock (AAA) disabled list for the entire season and spent bulk of the year at the Rangers' facility in Surprise, Ari...Texas purchased his contract from Round Rock (AAA) on 11/20/18.

NO-HITTER: Pitched a no-hitter for Miami in a 3-0 win on 6/3/17 vs. ARI (9.0 IP, 0 H, 0 R, 2 BB, 10 SO), just 28th no-no in MLB history where the pitcher faced the minimum 27 batters (including 19 perfect games)...would make just 6 more starts with the Marlins after the no-no...it was MLB's lone no-hitter in 2017, and remains the last such outing by any right-handed starter in the majors (LHP's Sean Manaea and James Paxton authored 2018's two individual no-hitters)...it was the 6th no-hitter in MIA history, and snapped majors' longest no-no drought in over a decade since CHC's Jake Arrieta on 4/21/16 at CIN...entered the start with a 1-7 (.125) record, lowest win pct. (3+ decisions) ever entering a no-hitter (prev. 2-10, .167 by KC Cowboys' Henry Porter in 1888 and BAL's Hoyt Wilhelm in 1958).

POSTSEASON: Has pitched in postseason for 3 different teams: 2010 Reds, 2014 Pirates, 2015 Royals...was also active for Dodgers in 2013 NLCS vs. STL, but did not make an appearance...is 1-4, 5.35 (21 ER/35.1 IP) in 7 G/GS in playoffs in his career, with his teams totaling 3 runs in his 4

defeats...lost 1st 2 starts in 2010 NLDS G1 at PHI (1.2 IP, 4 R-ER) and 2014 NLWC vs. SF (5.0 IP, 5 R-ER), facing Roy Halladay (no-hitter) and Madison Bumgarner (CG SHO) in those 2 contests...was 1-2, 3.77 (12 ER/28.2 IP) with .186 opp. BA for K.C. in 2015 postseason, posting quality starts in 2 of the Royals' 4 wins in the World Series...posted 6.0 SHO IP in 2015 ALCS G1 vs. TOR, 4th Royals starter with 6.0+ SHO IP in a postseason game: Danny Jackson (1985), Bret Saberhagen (1985), Yordano Ventura (2014)...started Games 1 and 5 in World Series, and was not with the club during Games 2 or 3 after his father, Danio, passed away hours before his Game 1 start.

2017: Signed a 2-year contract with MIA on 12/11/16, and in his lone season with the Marlins posted a 4.19 ERA and 1.419 WHIP figure in 17 G/GS before his season was ended by elbow surgery (see separate text)...on DL 5/13-13 with blister on right thumb...also placed on DL on 7/7 with left knee tendinitis ahead of his 8/4/17 elbow surgery...released by MIA on 12/13...last MLB outing was 7/5 at STL (4.0 IP, 6 H, 4 R-ER)...went 0-7, 4.82 (25 ER/46.2 IP) over 1st 9 starts thru 5/24, averaging N.L.-low 2.31 runs of support per 9 to that point...was longest single-season losing streak of his career...went 4-1, 3.55 (18 ER/45.2 IP) in final 8 GS, including his no-hitter...made 5th career Opening Day start in MIA debut, 5.0 SHO IP on 4/3 at WAS, going 2-for-2 at the plate in 1st career multi-hit game...exited start 5/2 vs. TB due to blister, but became only pitcher in modern MLB history (since 1900) with 8 BB and 9 SO in outing of less than 5.0 IP...career strikeout no. 1300, 6/20 vs. WAS...**2016:** Made a career-high 34 starts in his 2nd and final season with KC, T2nd-most in MLB...had 5.82 ERA in 1st inning of starts...went 3-1, 0.84 (3 ER/32.1 IP) in 5 G/GS in Interleague play, holding N.L. to .203 opp. BA...earned lone career Opening Day win on 4/3 vs. NYM (6.0 SHO IP) in a World Series rematch...**2015:** Career-high 200.1 IP in 1st season with eventual World Series winner K.C., while making 2nd-most starts (33) of his career...had 13 wins, T2nd-most in a single season for Vólquez...team-high 19 QS...went 8-4, 3.48 in 16 GS at Kauffman Stadium...his .202 (38-188) opp. BA with RISP was 5th-lowest in A.L...Royals June Pitcher of the Month...**2014:** Set career bests in ERA (3.04) and WHIP (1.230) for N.L. Wild Card Pirates in his lone season with PIT...tied 2nd-most wins (13) and posted 3rd-most innings (192.2) of his career...led staff in wins, innings, starts, and ERA...beg. 6/23, went 9-1, 1.85 in final 17 G/GS, 4th-lowest ERA in majors in that span...**2013:** Combined to go 9-12, 5.71 in 33 G/32 GS for SD and LAD...posted his highest WHIP (1.585) in any full season, while 5.71 ERA was 2nd-highest...ended regular season with 18.0 consecutive scoreless innings for Dodgers after being DFA'd by Padres on 8/24...signed with LAD on 8/30...hit 1st career HR, 6/2 vs. TOR...**2012:** In 1st season with SD, ranked 9th in N.L.

FRONT OFFICE

COACHES

VÓLQUEZ

2018 REVIEW

OPONENTS

RECORDS

DEVELOPMENT

MEDIA



VÓLQUEZ CONTINUED

with .236 opp. BA...went 5-1, 1.90 (10 ER/47.1 IP) in final 8 starts at home...pitched one-hit SHO, 7/19 vs. HOU. **2011:** In final season with CIN, served as Opening Day starter and went on to record highest ERA (5.71) in any full season, and 2nd-highest WHIP (1.574)...**2010:** Career-best 9.6 SO/9 in just 12 starts for CIN after opening campaign on 60-day DL following successful 'Tommy John' ligament replacement surgery on 8/3/09...returned 7/17 vs. COL...**2009:** Had lowest opp. BA in N.L. at .191 when he was placed on the DL 6/2 with an elbow injury that would require season-ending surgery...**2008:** Selected a N.L. All-Star in his 1st season with CIN, recording career highs with 17 wins and 206 strikeouts while posting 2nd-most innings in any campaign (196.0)...his 9.5 SO/9 was best in any full season...finished 4th in N.L. Rookie of the Year voting and was also selected the Johnny Vander Meer Award winner as the Reds' Most Outstanding Pitcher by Cincinnati Chapter of the BBWAA...ranked among N.L. leaders in SO (T2nd, 206), SO/9 (2nd, 9.46), wins (T3rd, 17), opp. BA (5th, .232), ERA (8th, 3.21)...his 2.43 road ERA was also 2nd in the league...allowed one ER-or-less

over each of 1st 8 starts, tying ML record...1st in MLB to allow 2-or-fewer ER in each of 1st 12 GS since DET's Al Benton in 1945...collected 1st ML hit on 5/2 at ATL (single off Tim Hudson)...**2007:** In final season in TEX organization, selected Rangers Nolan Ryan Minor League Pitcher of the Year...led organization in SO (166), was T2nd in wins (16), and 5th in ERA...made 6 starts after 9/1 recall...last outing w/ TEX: 9/28 at SEA (ND, 5.1 IP, 6 H, 3 R-ER)...traded to CIN on 12/21/07...**2006:** Earned 1st ML win, 8/12 vs. SEA (7.0 SHO IP)...lost 6 of 8 starts...selected Pacific Coast League All-Star...**2005:** Made ML debut on 8/30/05 vs. CWS in game 2 of a doubleheader in Arlington (L, 4.2 IP, 5 R-ER)...started opposite Brandon McCarthy, who earned his 1st ML win (7.2 SHO IP)... Pitched in 2005 Futures Game, posting a scoreless 2nd inning for World Team at DET's Comerica Park...named Texas League midseason All-Star.

PERSONAL: Edinson Vólquez...resides in Santo Domingo, Dominican Republic during the offseason with his wife, Roandry and twin daughters, Eylon and Aylin (11/5/13).

CAREER RECORD

YEAR	CLUB	W-L	ERA	G	GS	CG	SHO	SV	IP	H	R	ER	HR	HB	BB-I	SO	WP	BK	AVG
2002	DSL Rangers—1	1-2	2.68	14	8	0	0	0	47.0	45	19	14	1	4	14-1	58	4	1	---
2003	AZL Rangers	2-1	4.00	10	4	0	0	1	27.0	24	14	12	1	2	11-0	28	4	0	.245
2004	Clinton	4-4	4.21	21	15	0	0	3	87.2	82	49	41	8	3	27-1	74	4	1	.246
	Stockton	4-1	2.95	8	8	0	0	0	39.2	31	16	13	6	2	14-0	34	2	0	.221
2005	Bakersfield	5-4	4.19	11	11	1	0	0	66.2	64	34	31	9	7	12-0	77	3	0	.252
	Frisco	1-5	4.14	10	10	1	1	0	58.2	58	29	27	6	1	17-0	49	1	0	.258
	AZL Rangers	0-0	0.00	1	1	0	0	0	2.0	2	0	0	0	0	0-0	2	1	0	.222
	Texas	0-4	14.21	6	3	0	0	0	12.2	25	22	20	3	2	10-0	11	0	0	.403
2006	Oklahoma	6-6	3.21	21	21	0	0	0	120.2	86	51	43	9	4	72-0	130	3	2	.203
	Texas	1-6	7.29	8	8	0	0	0	33.1	52	28	27	7	1	17-0	15	0	0	.359
2007	Bakersfield	0-4	7.13	7	7	0	0	0	35.1	27	28	28	4	2	20-0	38	5	0	.211
	Frisco	8-1	3.55	11	11	0	0	0	58.1	46	23	23	9	2	19-0	62	1	0	.212
	Oklahoma	6-1	1.41	8	8	0	0	0	51.0	25	8	8	0	1	21-0	66	3	0	.146
	Texas	2-1	4.50	6	6	0	0	0	34.0	34	18	17	4	2	15-0	29	0	0	.262
2008	Cincinnati—2	17-6	3.21	33	32	0	0	0	196.0	167	82	70	14	*14	93-5	206	10	1	.232
2009	Cincinnati—3, 4	4-2	4.35	9	9	0	0	0	49.2	34	25	24	6	5	32-0	47	2	1	.191
2010	Lynchburg	1-0	0.00	2	2	0	0	0	8.0	3	0	0	0	1	0-0	7	0	0	.111
	Louisville	3-0	1.96	4	4	0	0	0	23.0	11	5	5	1	1	8-0	21	2	0	.143
	Cincinnati—5, 6	4-3	4.31	12	12	0	0	0	62.2	59	30	30	6	3	35-0	67	5	0	.253
	Dayton	0-0	1.38	2	2	0	0	0	13.0	11	4	2	2	1	4-0	19	0	0	.224
2011	Cincinnati	5-7	5.71	20	20	0	0	0	108.2	106	72	69	19	4	65-3	104	5	2	.259
	Louisville	4-2	2.37	13	13	1	0	0	87.1	72	31	23	5	4	29-0	83	7	0	.223
2012	San Diego—7	11-11	4.14	32	32	1	1	0	182.2	160	88	84	14	9	*105-6	174	9	1	.236
2013	San Diego—8	9-10	6.01	27	27	0	0	0	142.1	168	100	95	14	3	69-2	116	11	0	.291
	Los Angeles-NL—9	0-2	4.18	6	5	0	0	0	28.0	25	14	13	5	0	8-0	26	5	0	.234
2014	Pittsburgh—10	13-7	3.04	32	31	1	0	0	192.2	166	75	65	17	14	71-6	140	15	0	.235
2015	Kansas City—11, 12	13-9	3.55	34	33	1	0	0	200.1	190	89	79	16	8	72-1	155	3	0	.251
2016	Kansas City	10-11	5.37	34	34	0	0	0	189.1	217	124	*113	23	7	76-1	139	5	1	.286
2017	Miami—13, 14, 15, 16	4-8	4.19	17	17	1	1	0	92.1	78	46	43	8	3	53-3	81	4	0	.236
2018	—17								INJURED - DID NOT PITCH										
MAJOR TOTALS		93-87	4.42	276	269	4	2	0	1524.2	1481	813	749	156	75	721-27	1310	74	6	.256
MINOR TOTALS		45-31	3.35	143	125	3	1	4	725.1	587	311	270	61	35	268-2	748	40	4	.219

* Led league # Tied for league lead



VÓLQUEZ CONTINUED

FRONT OFFICE

COACHES

VÓLQUEZ

2018 REVIEW

OPONENTS

RECORDS

DEVELOPMENT

MEDIA

- 1- Signed by Texas as a non-drafted free agent on Oct. 29, 2001...signed by Rodolfo Rosario.
- 2- Acquired by Cincinnati from Texas, along with LHP Danny Herrera, in exchange for OF Josh Hamilton on Dec. 21, 2007.
- 3- On disabled list, May 17-31, 2009, with back spasms.
- 4- On disabled list, June 2, 2009-end of season, with right elbow tendinitis.
- 5- On disabled list, Feb. 22-July 16, 2010, while recovering from right elbow surgery...included rehab assignment with Louisville, June 21-July 16.
- 6- On MLB Suspended List, April 21-June 13, 2010.
- 7- Acquired by San Diego from Cincinnati, along with INF Yonder Alonso, RHP Brad Boxberger, and C Yasmani Grandal, in exchange for RHP Mat Latos on Dec. 17, 2011.
- 8- Released by San Diego on Aug. 25, 2013.
- 9- Signed by Los Angeles-NL as a free agent on Aug. 30, 2013.
- 10- Signed by Pittsburgh as a free agent on Dec. 13, 2013.
- 11- Signed by Kansas City as a free agent on Dec. 29, 2014.
- 12- On MLB Suspended List, April 27-May 1, 2015.
- 13- Signed by Miami as a free agent on Dec. 1, 2016.
- 14- On disabled list, May 3-13, 2017, with blister on right thumb.
- 15- On disabled list, July 7, 2017-end of season, with left knee tendinitis.
- 16- Released by Miami on Dec. 13, 2017.
- 17- Signed by Texas as a minor league free agent on Feb. 16, 2018.

POSTSEASON RECORD

SERIES	CLUB	W-L	ERA	G	GS	CG	SHO	SV	IP	H	R	ER	HR	HB	BB-I	SO	WP	BK	AVG
2010 NLDS	CIN vs. PHI	0-1	21.60	1	1	0	0	0	1.2	4	4	4	0	0	2-0	0	0	0	.500
2014 NLWC	PIT vs. SF	0-1	9.00	1	1	0	0	0	5.0	5	5	5	1	0	3-0	3	0	0	.250
2015 ALDS	KC vs. HOU	0-1	4.76	1	1	0	0	0	5.2	5	3	3	0	0	4-1	8	0	0	.250
2015 ALCS	KC vs. TOR	1-1	4.09	2	2	0	0	0	11.0	5	5	5	1	1	8-0	7	0	0	.139
2015 WS	KC vs. NYM	0-0	3.00	2	2	0	0	0	12.0	8	5	4	2	1	6-1	8	0	0	.195
WC TOTALS		0-1	9.00	1	1	0	0	0	5.0	5	5	5	1	0	3-0	3	0	0	.250
LDS TOTALS		0-2	8.59	2	2	0	0	0	7.1	9	7	7	0	0	6-1	8	0	0	.321
LCS TOTALS		1-1	4.09	2	2	0	0	0	11.0	5	5	5	1	1	8-0	7	0	0	.139
WS TOTALS		0-0	3.00	2	2	0	0	0	12.0	8	5	4	2	1	6-1	8	0	0	.195
POSTSEASON TOTALS		1-4	5.35	7	7	0	0	0	35.1	27	22	21	4	2	23-2	26	0	0	.216

ALL-STAR GAME RECORD

YEAR	CLUB	W-L	ERA	G	GS	CG	SHO	SV	IP	H	R	ER	HR	HB	BB-I	SO	WP	BK	AVG
2008	NL, New York-AL	0-0	18.00	1	0	0	0	0	1.0	2	2	2	1	0	0-0	2	0	0	.400

WORLD BASEBALL CLASSIC RECORD

YEAR	CLUB	W-L	ERA	G	GS	CG	SHO	SV	IP	H	R	ER	HR	HB	BB-I	SO	WP	BK	AVG
2009	Dominican Republic	0-1	0.00	1	1	0	0	0	3.0	2	3	0	0	0	2-0	3	0	0	-
2013	Dominican Republic	1-0	4.35	3	3	0	0	0	10.1	5	5	5	1	0	6-0	9	0	0	-
2017	Dominican Republic	0-0	1.13	2	2	0	0	0	8.0	10	3	1	0	0	3-0	8	0	0	-
WBC TOTALS		1-1	2.53	6	6	0	0	0	21.1	17	10	6	1	0	11-0	20	0	0	-


CAREER FIELDING

P	PCT	G	PO	A	E	TC	DP
Totals	.958	276	77	171	11	259	5

CAREER HIGHS

- Innings: 9.0**, 3x, last June 3, 2017 vs. ARI
- Relief Innings: 2.0**, 2x, last Oct. 4, 2015 at MIN
- Low-Hit CG: 0**, June 3, 2017 vs. ARI
- Strikeouts: 13**, Sept. 3, 2008 vs. PIT
- Walks: 8**, May 2, 2017 vs. TB
- Winning Streak: 6**, Aug. 7, 2014-April 9, 2015
- Losing Streak: 8**, Sept. 15, 2016-May 24, 2017
- Scoreless Streak: 24.0 IP**, Sept. 14, 2014-April 9, 2015





ELI WHITE

NON-ROSTER
INVITEE

R BATS **R THROWS** **BORN** • June 26, 1994 in Greenville, SC
RESIDES • Piedmont, SC
6'3" HEIGHT **195 LB WEIGHT** **ACQUIRED** • In a 3-team, 7-player trade with OAK and TB on Dec. 21, 2018
CONTRACT STATUS • Signed through 2019
24 OPENING DAY AGE **SERVICE TIME** • 0.000 **OPTIONS USED** • 0/3

CAREER: The 24-year-old was acquired from Oakland over the offseason in a 3-team, 7-player deal...is considered one of the club's top prospects, landing at no. 12 on MLB.com's list following the trade...is coming off his best offensive season as a pro, establishing career-highs in average, on-base percentage, slugging percentage, and walk rate with Midland (AA) in the Oakland organization last season...the versatile defender has seen action at second, shortstop, and centerfield during his pro career...the Clemson University product was originally selected by Oakland in the 11th round of the 2016 June Draft.

2018: Earned both midseason and postseason All-Star honors in the Texas League...tapped the 20th-best prospect in the TL by *Baseball America*...voted Best Defensive Second Baseman in the same publication...selected as an Oakland organizational All-Star by MILB.com...ranked among the TL leaders in hits (1st, 154), triples (T1st, 8), OBP (2nd, .388), batting (2nd, .306), walks (T3rd, 62), OPS (4th, .838), total bases (4th, 227), and doubles (5th, 30)...saw action at second, third, shortstop, and center field...was 21-for-61 (.344) with 2

doubles, a triple, home run, and 10 RBI over 15 games with Mesa in the Arizona Fall League...spent the majority of his time with the Solar Sox at shortstop...**2017:** Led all Oakland farmhands with 32 doubles...ranked 5th in the California League in doubles...was among the Stockton team leaders in doubles (1st), stolen bases (1st, 12), hits (3rd, 121), triples (3rd, 6), runs (4th, 71), and walks (4th, 41)...batted .308/.355/.484/.839 over final 38 games beginning 7/5...**2016:** Named a New York-Penn League All-Star midseason All-Star in his 1st pro season...played in one game with the AZL Athletics before promotion to Vermont on 6/21.

PERSONAL/AMATEUR: Elijah Thomas White...was the starting shortstop for the Clemson Tigers in 2015 and 2016...was a two-time ACC Academic Honor Roll member and majored in financial management...selected by Oakland in the 11th round of the 2016 June Draft and signed by Neil Avent...also drafted by Pittsburgh in the 37th round of the 2015 June Draft and Cincinnati in the 26th round of the 2013 June draft, but did not sign...was an all-state selection as a senior at Wren (SC) High School.

CAREER RECORD

YEAR	CLUB	AVG	G	AB	R	H	TB	2B	3B	HR	RBI	SH	SF	BB-I	SO	SB	CS	HP	GIDP	OBP	SLG
2016	AZL Athletics-1,2,3	.000	1	3	0	0	0	0	0	0	0	0	0	0-0	0	0	0	0	0	.000	.000
	Vermont	.279	64	233	31	65	84	11	1	2	25	0	6	26-0	65	12	3	2	2	.348	.361
2017	Stockton	.270	115	448	71	121	177	32	6	4	36	2	2	41-0	121	12	5	9	9	.342	.395
2018	Midland—4	.306	130	504	*81	*154	227	30	#8	9	55	0	4	62-1	116	18	9	8	3	.388	.450
MINOR TOTALS		.286	310	1188	183	340	488	73	15	15	116	2	12	129-1	302	42	17	19	14	.362	.411

* Led league # Tied for league lead

- 1- Selected by Cincinnati in the 26th round of the 2013 June draft...did not sign.
- 2- Selected by Pittsburgh in the 37th round of the 2015 June draft...did not sign.
- 3- Selected by Oakland in the 11th round of the 2016 June draft...signed by Neil Avent.
- 4- Acquired by Texas from Oakland, along with international slot compensation, as part of 3-team trade with Tampa Bay that sent LHP Kyle Bird, LHP Brock Burke, and RHP Yoel Espinal to Texas, INF Jurickson Profar to Oakland, and RHP Rollie Lacy, RHP Emilio Pagan, and a 2019 Competitive Balance Round A pick to Tampa Bay on Dec. 21, 2018.



FRONT OFFICE
COACHES
WHITE
2018 REVIEW
OPPONENTS
RECORDS
DEVELOPMENT
MEDIA

PATRICK WISDOM



INF # 21

TWITTER • @PatrickWisdom5

R	R	BORN	• Aug. 27, 1991 in Murrieta, GA
BATS	THROWS	RESIDES	• Seattle, WA
6'1"	220^{lb}	ACQUIRED	• In a trade with St. Louis on Dec. 11, 2018
HEIGHT	WEIGHT	CONTRACT STATUS	• Signed through 2019
27		SERVICE TIME	• 0.051
OPENING DAY AGE		OPTIONS USED	• 0/3

CAREER: Wisdom was acquired from STL for OF-INF Drew Robinson on 12/11/18 and will be looking to make an opening day ML roster for the 1st time...appeared in 32 games with the Cardinals in his 1st big league action in 2018, seeing time at 1st and 3rd base and in a pinch-hitting role...was a non-roster invitee in STL Major League spring training camp 4 times (2014; 2016-18)...has hit 15+ HR and 50+ RBI in 5 different minor league campaigns with the Cardinals organization... posted career bests with 31 HR and 89 RBI for Pacific Coast League champion Memphis in 2017 and was the PCL Championship Series MVP...has played primarily at 3rd base in his pro career while also seeing time at 1st base...was selected by STL as a supplemental 1st round pick (52nd overall) in the 2012 MLB draft after a 3-year career at St. Mary's College.

2018: Had his contract purchased by the Cardinals from Memphis (AAA) on 8/11...after 747 minor league games, made his Major League debut in start at 1B on 8/12 at KC...had an infield single off Jakob Junis in 1st plate appearance in the 3rd inning and added a game-tying 1B in 7th inning...was 3-for-5 in 1st 2 games with STL and 1-for-7 in next 7 contests, the hit being a pinch homer off MIL's Jeremy Jefferson on 8/19, his 1st ML HR... was optioned to Memphis the following day but returned for the remainder of the season on 8/28...appeared in 32 games overall with 6 starts at 3B and 2 at 1B...was 5-for-15 as a pinch-hitter, tied with Yairo Muñoz for 2nd on the club in pinch hits...among N.L. rookies with 50+ plate appearances, had the best ratio at 12.50 HR/AB (3 HR/50 AB)...hit a grand slam off LAD's Rich Hill on 9/15...had 2 hits in a game 3 times...committed 2 errors in 25 TC in 4 G at 1B and one error in 17 TC in 13 games at 3B.

Was 2nd among Memphis batters in 2B (24), total bases (178), and walks (43), ranked 3rd in homers (15) and steals (11), and placed 4th in RBI (61)...started 87 games at 3B and 6 games at 1B for the Redbirds... was 0-for-2 in the Triple-A All-Star Game on 7/11 at Columbus...hit .352 with 4 HR and 18 RBI in 28 games in May, batting safely in the final 16 games of the month at .424 (25-59), tied for team's longest streak in 2018...also hit safely in his final 7 contests at Memphis (9-26)...had a pair of homers, 6/17 at El Paso...hit 100th career minor league HR, 8/23 at New Orleans...batted .321 (25-78) vs. LHP and .415 (17-41) in late and close situations.

2017: Was selected as the PCL's Postseason All-Star 3B at Memphis...ranked among the league leaders in

homers (T4th, 31), RBI (9th, 89) and strikeouts (2nd, 149)...homered every 14.7 AB, 3rd best in the league... was T5th in HR in all of Minor League Baseball...led Cardinals minor leaguers in home runs and RBI (89) and was 3rd in slugging (.507)...led PCL 3B in fielding percentage (.944), games (113), total chances (269), putouts (73), assists (181), errors (15), and double plays (26)...hit .368 (7-19) in the PCL semifinal playoff series vs. Colorado Springs and was named Most Valuable Player of the Championship Series against El Paso after hitting the game-winning home run in the 5th inning of Game 5...**2016:** Was sidelined from 6/17-8/11 due to a fractured bone in his right hand...ranked 2nd on Memphis club in 2B (20)...started 65 games at 3B, 4 at 1B, and 3 at SS...rated as having the best infield arm in the Cardinals organization in *Baseball America's* Best Tools survey following the season...**2015:** Led all Texas League 3B in fielding percentage (.941) and assists (194) at Springfield (AA)...among all STL minor leaguers, T4th in homers (14) and was 9th in RBI (61)... was named Texas League Player of the Week for 6/15-22, batting .355 with 4 HR and 13 RBI...was selected as the Cardinals Minor League Player of the Month and Texas League Player of the Month in June after batting .307 with 7 HR and 23 RBI...played in 24 games for Surprise in the Arizona Fall League, batting .237 with 4 HR and 21 RBI...led the AFL in games played and tied for the league lead in RBI...was named to the AFL All-Prospect Team and was an AFL Rising Star...played in the AFL Fall Stars Game...**2014:** Was team leader in homers (14), RBI (53), total bases (166), and doubles (19-tied) at Springfield...was 4th in the Texas League in total games played (128)...topped TL 3B in games (125), total chances (362), assists (259), errors (26) and double plays (21)...rated as having the best infield arm in the Texas League by *Baseball America's* Best Tools survey following the season...**2013:** Combined for a .239 average with 15 homers and 73 RBI in 129 games at Peoria (Low-A) and Palm Beach (High-A)...spent most of season at Peoria, leading the club in triples (4) and walks (42) and placing 2nd in HR (13) and RBI (62)... rated as the best defensive infielder and as having the best infield arm among Midwest League players in *Baseball America's* Best Tools survey following the season...**2012:** Ranked 4th in the New York-Penn League in extra base hits (27) and slugging (.465) in his 1st pro season...played in NYPL All-Star Game...hit his 1st professional home run off Connecticut's Efrain Nieves on 7/5...had a 14-game hitting streak, 7/19-8/2... rated as having the NYPL's best infield arm in *Baseball America's* Best Tools survey following the season.

FRONT OFFICE

COACHES

WISDOM

2018 REVIEW

OPONENTS

RECORDS

DEVELOPMENT

MEDIA



WISDOM CONTINUED

AMATEUR BACKGROUND: Played 3 seasons at St. Mary's College in Moraga, CA from 2010-12...was among the Gaels' all-time leaders in home runs (29, 3rd), doubles (39, 6th) and RBI (109, 10th) at the end of his career...was a 1st team All-West Coast Conference at 3B in 2011, hitting .351 with 8 HR and 46 RBI that season...played baseball at Murrieta Valley (CA) High

School (graduated 2009)...was a member of the Toyota Academic Team...played in the Palomino Pony World Series in San Jose, CA, finishing with the 2nd-best batting average (.667).

PERSONAL: Patrick Ian Wisdom...he and his wife, Caroline, reside in Seattle, Washington...participated in the 2019 Texas Rangers Winter Caravan and Fan Fest.

CAREER RECORD

YEAR	CLUB	AVG	G	AB	R	H	TB	2B	3B	HR	RBI	SH	SF	BB-I	SO	SB	CS	HP	GDP	OBP	SLG
2012	Batavia—1	.282	65	241	40	68	112	16	5	6	32	0	2	31-#2	58	2	1	5	2	.373	.465
2013	Peoria	.231	104	372	54	86	153	20	4	13	62	3	3	42-0	114	4	1	3	4	.312	.411
	Palm Beach	.250	25	92	8	23	33	4	0	2	11	1	0	9-0	23	1	0	0	2	.317	.359
2014	Springfield	.215	128	452	49	97	166	19	4	14	53	0	5	39-0	149	5	1	2	11	.277	.367
2015	Springfield	.237	114	414	51	98	168	20	4	14	61	2	4	35-0	107	11	3	0	6	.294	.406
2016	Memphis	.233	78	262	29	61	98	20	1	5	30	0	4	26-0	73	5	1	2	5	.303	.374
	GCL Cardinals	.500	3	6	2	3	3	0	0	0	3	0	0	3-0	2	1	0	0	0	.667	.500
2017	Memphis	.243	127	456	68	111	231	25	1	31	89	0	4	38-0	149	2	2	8	7	.310	.507
2018	Memphis	.288	107	371	65	107	178	24	1	15	61	0	4	43-1	112	11	2	3	4	.363	.480
	St. Louis—2	.260	32	50	11	13	26	1	0	4	10	0	0	6-0	19	2	1	2	1	.362	.520
MAJOR TOTALS		.260	32	50	11	13	26	1	0	4	10	0	0	6-0	19	2	1	2	1	.362	.520
MINOR TOTALS		.245	751	2666	366	654	1142	148	20	100	402	6	26	266-3	787	42	11	23	41	.316	.428

* Led league # Tied for league lead

- 1- Selected by St. Louis in the supplemental 1st round (52nd overall) of the 2012 June draft.
- 2- Acquired by Texas from St. Louis in exchange for OF Drew Robinson on Dec. 11, 2018.

CAREER FIELDING

3B	PCT	G	PO	A	E	TC	DP
2018	.941	13	3	13	1	17	1
1B	PCT	G	PO	A	E	TC	DP
2018	.920	4	23	0	2	25	5

CAREER HIGHS

Hits: 2, 3x, last Sept. 30, 2018 at CHC
Runs: 2, Aug. 12, 2018 at KC
Doubles: 1, Sept. 30, 2018 at CHC
Home Runs: 1, 4x, last Sept. 15, 2018 vs. LAD
RBI: 4, Sept. 15, 2018 vs. LAD
Walks: 2, Sept. 2, 2018 vs. CIN
Stolen Bases: 1, 2x, last Sept. 12, 2018 vs. PIT
Hitting Streak: 2, Aug. 12-13, 2018

GRAND SLAMS (1)

Sept. 15, 2018 vs. LAD (Hill)

PINCH-HIT HR (1)

Aug. 19, 2018 vs. MIL (Jeffress)



ADRIÁN BELTRÉ

R	R	BORN	April 7, 1979 in Santo Domingo, Dominican Republic
BATS	THROWS	RESIDES	Arcadia, CA
5'11"	220^{lb}	ACQUIRED BY TEXAS	Signed as a free agent on Jan. 5, 2011
HEIGHT	WEIGHT	MAJOR LEAGUE DEBUT	June 24, 1998
39	RETIREMENT DATE	Nov. 20, 2018	
AGE AT RETIREMENT	SERVICE TIME	20.096	

CAREER: Adrián Beltré announced his retirement as a player in a statement on November 20, 2018...the Rangers have announced that the club will retire his no. 29 jersey in a ceremony prior to the game on June 8, 2019...marks the end of a 21-year major league career with Los Angeles-NL (1998-2004), Seattle (2005-09), Boston (2010), and Texas (2011-18)...at the time of his retirement, he ranked among all-time MLB leaders in hits (15th, 3166), doubles (11th, 636), games (14th, 2933), total bases (14th, 5309), extra-base hits (14th, 1151), RBI (21st, 1707), and home runs (30th, 477)...has the most hits by any non-U.S. native in MLB history...won the Rangers Player of the Year Award four times (2012-13-14-16) and owns five Rawlings Gold Glove Awards at third base (2008-09-11-12-16)...in 8 years as a Ranger, produced a composite line of .304/.357/.509/.865 while averaging 25 home runs and 87 RBI per season...a four-time All-Star, he signed a 6-year contract with the Rangers on 1/5/11 after stints with the Dodgers, Mariners, and Red Sox...signed a 2-year extension with Texas through 2018 on 4/16/16...finished 2nd to Barry Bonds in the 2004 BBWAA National League MVP voting, when he posted career highs with a .334 average, 48 home runs, 121 RBI, 200 hits, and 104 runs scored for Los Angeles...has produced 20+ homers 12 times in the last 18 seasons...made his major league debut in 1998 with the Dodgers at the age of 19.

NO ORDINARY PLAYER: Beltré is one of 4 players in MLB history with at least 3166 hits and 477 home runs in a career, joining Hank Aaron, Willie Mays, and Eddie Murray...some other notes:

- He joins Mays as the only players to ever compile minimums of 3166 hits, 477 HR, a .819 OPS, and 5 Gold Glove Awards.
- Beltré is the only player in MLB history to accumulate career totals so high in each of hits (3166), HR (477), and doubles (636).
- Beltré is just the 4th player ever in MLB with at least 20 seasons of 20-or-more doubles, joining Carl Yastrzemski (21), Tris Speaker (20), and Eddie Murray (20).
- According to measurements by baseball-reference.com, Beltré ranks 38th in MLB history in overall WAR (wins above replacement) for a career...of the top 50 on the website's all-time WAR list, 45 are in the Hall of Fame, with the 5 exceptions being Beltré, Barry Bonds, Rogers Clemens, Alex Rodriguez, and Albert Pujols.
- According to baseball-reference.com, 5 players in MLB history had 5+ WAR every year from their age-31 season to age-37 campaign: Hank Aaron, Babe Ruth, Mike Schmidt, Honus Wagner, and Beltré.
- Posted at least one stolen base in each of his 21 ML campaigns.

AT THE HOT CORNER: Beltré played the 2nd-most games at third base in MLB history (2759), trailing only Brooks Robinson (2870)...other tidbits:

- Among players with at least 50% of games at 3rd base, Beltré finished with the most RBI while also ranking among the best in home runs (3rd)...he has the most hits of any player ever to appear primarily at the hot corner (3166), and he also had more hits while playing 3rd base (2987) than any other player in MLB history.
- Beltré finished in his league's top 5 in putouts as a 3rd baseman in 17 different seasons, tied with Brooks Robinson for most in MLB history.
- Beltré's career 95.7 WAR ranks 3rd all-time among 3rd basemen to only Mike Schmidt (106.8) and Eddie Mathews (96.6).
- JAWS is a figure developed by baseball researcher Jay Jaffe, and contains a combination of career and 7-year peak WAR totals allowing for comparison to average Hall of Famers by position...Beltré's career 72.5 JAWS figure ranks 4th all-time among 3rd basemen, trailing only Schmidt (82.8), Mathews (75.6), and Wade Boggs (73.9)...Beltré is the only player among the top 9 all time in JAWS as a 3rd baseman that is not currently in the Hall of Fame.

AS A RANGER / AT GLOBE LIFE PARK: Finished among Texas' all-time leaders in home runs (4th, 199), RBI (6th, 699), total bases (6th, 2133), extra-base hits (6th, 448), hits (7th, 1277), doubles (9th, 239), runs (9th, 612)...he batted at least .300 in Arlington in all 8 seasons with the Rangers...had a .332 (677-2039) average in Arlington over his 8 seasons with Texas, 3rd-best home BA in majors (min. 1120 PA) from 2011-18 to only COL's Charlie Blackmon (.344) and DET's Miguel Cabrera (.333)...ranked 2nd in RBI (392), 3rd in hits, and T11th in HR at home (111) in that span...Beltré's all-time ranks at Globe Life Park in Arlington: 120 home runs (2nd), 426 RBI (2nd), 263 XBH (2nd), 1254 total bases (2nd), 99 go-ahead RBI (2nd), 58 game-winning RBI (2nd), 136 doubles (3rd), 744 hits (4th)...his .329 career batting average at the park is highest in facility history among players spending more than one season with the Rangers, and 2nd-highest of any player with at least 500 at-bats (.347-Vladimir Guerrero).

HITS: Finished his career with 3166 career hits, ranking 15th on the all-time list...ranks 8th all-time in hits among right-handed batters...with pair of doubles on 9/14/18 at SD, he tied and passed George Brett (3154) for most hits by a player appearing primarily at 3rd base...hit 4th-inning double on 6/13/18 at LAD to pass Ichiro Suzuki (3089) for most hits by a non-U.S. native...with 2nd-inning double on 4/5/18 at OAK, passed Rod Carew (3053) for most hits by

BELTRÉ CONTINUED

FRONT OFFICE

COACHES

BELTRÉ

2018 REVIEW

OPPONENTS

RECORDS

DEVELOPMENT

MEDIA

a player born in Latin America...overall, passed 11 players on the all-time hits list in 2018...owns 20 seasons of 100+ hits, 16th-most all-time, one of just 8 players in ML history with 20-or-more...the others: Pete Rose (23), Ty Cobb (22), Carl Yastrzemski (22), Cap Anson (21), Hank Aaron (21), George Brett (20), and Eddie Murray (20)...had 16 career walk-off hits, the last being 7/25/16 vs. OAK (2-R HR), when he became just the 3rd Ranger with a game-ending hit in a 4-hit game...ranked 9th in A.L. in hits (178) in 2014...led the A.L. in hits (199) in 2013, tied with STL's Matt Carpenter for most in majors...joined Michael Young (2011-tied; and 2005) and Rafael Palmeiro (1990) as only Rangers to lead the A.L. in hits...was the 1st third baseman to lead either league in hits since ATL's Terry Pendleton in 1991 and 1992 (tied), 1st in A.L. since KC's Kevin Seitzer in 1987 (tied)...with 30 homers in 2013, became just 3rd player in ML history with 199+H/30+ HR in a season at age 34-or-older: Babe Ruth (46/199) in 1931 and Lou Gehrig (37/200) in 1937...posted 4 hits in a game 4 times in May 2013, 1st player in Rangers history with 4 4-hit games in a calendar month.

MR. 3000: Beltré recorded career hit no. 3000 on 7/30/17 vs. BAL, becoming the 31st player in MLB history to reach that mark with a double down the LF line in the 4th inning off Wade Miley at Globe Life Park in Arlington... he became the first player born in the Dominican Republic reach 3000 hits, and just the 5th ever born outside of the United States...he became the 16th right-handed batter to reach 3000, and the 3rd to get there while playing primarily 3rd base, along with George Brett and Wade Boggs...he is the only player ever to reach 3000 hits in a Texas uniform, and it marked the 1st time any player had accomplished the feat in Arlington...the hit took place on the same afternoon as induction ceremonies for the National Baseball Hall of Fame in Cooperstown, NY, an event at which Ivan "Pudge" Rodriguez was inducted as a Ranger.

HONORS: His 4 Rangers Player of the Year Awards (2012-13-14-16) match Ruben Sierra for the 2nd most in club history behind Juan Gonzalez and Michael Young with 5 each...is one of 4 Rangers to capture those honors in 3 consecutive seasons, joining Sierra (1987-89), Gonzalez (1996-98), and Alex Rodriguez (2001-03)...only other third baseman to win the award multiple times was Buddy Bell (1979, 1981, 1982)...is a 4-time Silver Slugger Award recipient at 3rd base (2004, 2010, 2011, 2014), one of just 5 players (both leagues) since the award's inception in 1980 to win 4 times as a third baseman: Wade Boggs (8), Mike Schmidt (6), Matt Williams (4), and Nolan Arenado (4)... has 5 A.L. Rawlings Gold Gloves at third base (2007 and 2008 with Seattle; 2011-12 and 2016 with Texas), 78th most all-time at 3B and joining Bell (6 straight, 1979-84) as the only Texas third baseman to ever earn that honor...received each of his 5 Gold Glove awards in a span of 10 seasons from 2007-16, the 2nd-highest total of any major league player in that span to STL's Yadier Molina (8)...also won Rawlings Platinum Glove as A.L.'s top defensive player in fan voting in 2011 and 2012, the first 2 seasons the award was presented...the only other third basemen in history to win a Silver Slugger and a Gold Glove at least 4 times each in a career are Schmidt, Williams, and Arenado.

With his team high 7th place finish in the 2016 BBWAA A.L. Most Valuable Player voting, joined Miguel Cabrera as the only players to place in A.L. MVP voting in each of 7 years from 2010-16...highest career finishes were 2nd in N.L. voting in 2004 and 3rd in A.L. voting in 2012...was selected as his league's Player of the Month on 4 occasions (N.L.--Sept. 2004; A.L.--Sept. 2011, Sept. 2012, July 2013)...is one of 4 Rangers to win A.L. monthly award 3+ times: Josh Hamilton (4), Rafael Palmeiro (3), and Alex Rodriguez (3)... has won the Rangers Player of the Month 12 times (Sept. 2011; Aug./Sept. 2012; May/July/Aug. 2013; June/July 2014; Aug. 2016; July/Aug. 2017; Sept. 2018), most since award was started in 1998.

HOME RUNS: Finished with 477 career home runs, 30th all-time and 3rd-most in history by a 3rd baseman...with 15 HR in 2018, became just the 11th player in MLB history to hit as many as 15 HR in 18 different seasons: 21-Barry Bonds; 20-Hank Aaron, Eddie Murray; 19-Ken Griffey, Jr., Reggie Jackson, Frank Robinson; 18-Adrián Beltré, Willie Mays, Mel Ott, Albert Pujols, Alex Rodriguez...is one of 5 players in ML history with 100+ HR with 3 different teams (LAD—147; SEA—103; TEX—199), joining Darrell Evans, Reggie Jackson, Alex Rodriguez and Jim Thome...his 12 seasons with at least 20 homers are tied for 3rd most ever for a ML 3rd baseman while 9 campaigns with at least 25 are 4th most...had 30+ HR 5 times in career, including 4 seasons with Texas (2011-13; 2016), the latter 3rd most in club history behind Rafael Palmeiro and Juan Gonzalez (6 each)...had 9 career walk-off HR...his 3 walk-off HR as a Ranger are T6th in club history.

Hit 8 HR in Sept. 2018, the final month of his career... became just 5th player in ML history with 8+ HR in September in his age 39-or-older season...the others: Moises Alou (8 w/ SF in 2006), Rafael Palmeiro (9 w/ BAL in 2004), Darrell Evans (9 w/ DET in 1987), and Willie Stargell (8 w/ PIT in 1979)...hit career HR no. 450 on 6/27/17 at CLE, capping a span of HR in 3 straight games 6/25-27, his longest such streak since 3 in a row from 9/1-3/12...32 HR in 2016 were T3rd-most in career, most since 2012...had 2 HR and 9th inning walk-off blast on 7/25/16 vs. OAK, just 10th walk-off HR in club history with Texas trailing and down to its final out...had 10 career grand slams, last on 8/15/16 vs. OAK...his 120 career homers at Globe Life Park are the 2nd most all-time and his most in any park.

Became the 52nd player in major league history to reach the 400-HR mark, 5/15/15 vs. CLE (Bruce Chen)...tied for 8th in A.L. in homers (30) in 2013...ranked 6th in A.L. in homers (36, 2nd most of career) in 2012...homered 13 times in span of 20 games, 8/22-9/12/12, just the 4th player in Washington/Texas franchise history to hit at least 13 HR in a 20-game span (Elias Sports Bureau)...hit team record 12 HR in Sept. 2011 and 11 HR in Sept. 2012, 1st Ranger ever to hit 10+ HR in multiple Septembers... had 12 total homers in 15 games, 9/10-27/11...only other player in franchise history to do that was Frank Howard with 13 in 14 games, 5/3-18/68 (Elias)...tied for 5th in A.L. in homers (32) in 2011...topped Seattle with 25 homers in 2008, becoming 5th player in Mariners history with at least 3 straight 25+ HR seasons (also Jay Buhner, Ken Griffey



BELTRÉ CONTINUED

FRONT OFFICE

COACHES

BELTRÉ

2018 REVIEW

OPONENTS

RECORDS

DEVELOPMENT

MEDIA

Jr., Edgar Martinez, and Alex Rodriguez)...led the majors with career-high 48 home runs in final campaign with the Dodgers in 2004...tied then-major league record for homers in a season by a 3rd baseman (also Mike Schmidt in 1980; broken by Alex Rodriguez in 2007), still the N.L. mark...recorded 7 multi-homer games and had 3 grand slams...hit career 100th homer on 4/6/04 vs. SD, his 25th birthday...became 36th player in ML history with 100 HR by 25th birthday, joining Lou Gehrig and Cal Ripken as the 3 players with exactly 100 long balls on 25th birthday...hit 1st career homer off Rick Helling on 5/30/98 at TEX, still the youngest player ever to go deep at Globe Life Park in Arlington (19 years, 84 days).

MULTI-HOMER GAMES: Posted 33rd and final career multi-HR game on 9/8/18 at OAK...at 39.154, was 2nd-oldest player in TEX history with a 2-HR game (40.228-Brian Downing on 5/25/91 at SEA)...his 33 career multi-HR games ranked 3rd among active players at the end of 2018 behind Albert Pujols (58) and Miguel Cabrera (39)...each of his last 4 multi-HR games, and 5 of last 6, came on the road...in 2016 posted 4 different multi-HR games, 7th in the A.L., 2nd-most in any season in his career (7 in 2004 w/ LAD), and most by a Ranger since 2011 (Ian Kinsler-5)...had 12 career multi-HR games w/ TEX, T7th-most in club history...posted lone career regular season 3-homer game on 8/22/12 vs. BAL...homered twice in the 4th inning of that game, becoming just 2nd player in Rangers history to homer twice in one frame (also Carl Everett, 7/26/02 vs. OAK - 7th inning)...also homered 3 times in 2011 ALDS Game 4 at TB on 10/4, one of 11 different 3-homer games in postseason history.

AND IN FOUR-HOMER GAMES: Homered in Josh Hamilton's 4-HR game on 5/8/12 at BAL, 2nd time in his career to go deep in a teammate's 4-HR game (also Shawn Green, 5/23/02 at MIL)...only other player to participate in 2 games in which a teammate has had a 4-homer game was RHP Gene Garber, who pitched in 4-HR games for Mike Schmidt in 1976 and Bob Horner in 1986.

DOUBLES: Ended his career with 636 doubles, 11th all-time and 2nd-most by a 3rd baseman (Brett-665)...has 5th-highest doubles total by a right-handed batter, trailing only Craig Biggio (668), Nap Lajoie (657), Honus Wagner (640), and Albert Pujols (639)...with 23 doubles in 2018, became the 4th player in MLB history with at least 20 seasons of 20-or-more doubles, joining Carl Yastrzemski (21), Tris Speaker (20), and Eddie Murray (20)...his 8 doubles in Sept. 2018, the final month of his career, were most in a single month since Sept. 2015 (10)...Beltré had 13 seasons of 30+ 2B, T8th all-time, and tied with Robinson Cano for most among active players at the end of '18.

TRI-CYCLES: Hit for the cycle 3 times: 9/1/08 vs. TEX with Seattle, and 8/24/12 vs. MIN and 8/3/15 vs. HOU with the Rangers...is one of just the 4 players in history (1876-2018) to post 3 career cycles: Babe Herman (two in 1931, one in 1933), Bob Meusel (1921-1922-1928), and Long John Reilly (two in 1883, one in 1890)...joins Meusel (all with NYY) as only A.L. players on the list...al 3 of his cycles were at Globe Life Park in Arlington (2 w/ TEX; one w/

SEA), the 1st player ever with 3 career cycles in the same ballpark...is the only player in Washington/Texas franchise history (1961-2018) to record multiple cycles for the club.

In 8/3/15 cycle vs. HOU had 3B off Lance McCullers in 1st, 2B off Josh Fields in 2nd, 1B off Mike Fiers in 3rd, and HR off Fiers in 5th...was just the 6th player since 1961 to hit for the cycle by the end of the 5th inning: Jim Ray Hart, SF (7/8/70), Ivan DeJesus, CHC (4/22/80), Gregg Jefferies, PHI (8/25/95), Mike Lansing, COL (6/18/00-completed in 1st 4 innings), B.J. Upton, TB (10/2/09)...hit for 2nd career cycle on 8/24/12 vs. MIN...had 1st inning 3B, 3rd inning 2B, and 5th inning HR off Samuel Deduno and 7th inning 1B off Kyle Waldrop...became the 1st player in ML history to cycle in the same ballpark as both a home and visiting player...with 3-HR game on 8/22/12 vs. BAL, had shortest span by any player in major league history between a 3-HR game and cycle...became just the 2nd player in MLB history to have a 3-home run game and cycle in the same week, joining Joe DiMaggio in 1948 (Elias Sports Bureau)...other career cycle was with SEA on 9/1/08 in Arlington...had 3 hits off Matt Harrison in his 1st cycle, and Harrison was the winning pitcher in his 2nd cycle...ARI's Stephen Drew also hit for cycle on 9/1/08, 1st time since 9/17/20 that 2 MLB players hit for cycle on the same day (Bobby Veach and George Burns).

RUNS BATTED IN: With 1707 career RBI, he retires ranking 21st all-time in that category...most RBI ever by a player appearing primarily at 3rd base (next is Chipper Jones-1623)...owns 5 career 100-RBI seasons (2004-10-11-12-16) and 3 such seasons with Texas, T3rd in club history to Juan Gonzalez (7) and Rafael Palmeiro (6)...has 95 GWRBI since 2011, 4th in club history and 5th in MLB from 2011-18.

His team high 104 RBI in 2016 were T9th in A.L. and 3rd most of career (121 in 2004; 105 in 2011)...in 2015, led ML in RBI from 8/15-end of season (53) and also 9/1-end of season (38)...set a team record for RBI in September-October with 38 (Mark Teixeira, 37 in 2005), T3rd-most in a season since 1950: COL's Troy Tulowitzki (40 in 2010), NYY's Don Mattingly (40 in 1985), and CIN's Dave Parker (38 in 1985)...had 30 RBI over his first 95 games through 8/14...his A.L.-high 29 RBI in September 2015 were 2nd-most in MLB (COL's Nolan Arenado-32) and T2nd-highest monthly total of his career (30 in July 2007; 29 in Sept. 2011)...his 77 RBI in 2014 were fewest for a Texas team leader since 1982 (Bell and Dave Hostetler, 67 each)...had at least 90 RBI in 4 previous seasons after just 2 90-RBI efforts over his 1st 12 big league campaigns...had 100+ RBI his 1st 2 seasons with Texas in 2011-12 after a Ranger 3B had driven in at least 100 runs just 3 times in team history: Bell (1979), Dean Palmer (1996), Hank Blalock (2004)...overall, had 3 straight 100-RBI seasons from 2010-12...ranked among A.L. leaders in RBI (T11th, 92) and GWRBI (T2nd, 16) in 2013...tied for A.L. lead in GWRBI (19, one shy of club record) and was 9th in RBI (102) in 2012...tied for 6th in A.L. in RBI (105) in 2011...tied David Ortiz for 10th in A.L. and Red Sox lead with 102 RBI in 2010...had 1000th career RBI, 9/8/10 vs. TB...was 4th in N.L. with career-high 121 RBI in 2004.



BELTRÉ CONTINUED

FRONT OFFICE

COACHES

BELTRÉ

2018 REVIEW

OPONENTS

RECORDS

DEVELOPMENT

MEDIA

FIELDING: Ranks 2nd in ML history with 2759 games at 3B behind Brooks Robinson (2870)...also finished with a Rangers team record of 941 games at 3B, passing Buddy Bell (901)...had 62-game errorless streak from 8/29/16-7/28/17, club record by 3B and longest streak of Beltré's career...errors in 3 straight (7/29-31/17) after the streak, accounting for 3 of his 5 E's on the year...played his 2,500th career game at 3rd base on 4/22/16 vs. CWS, just the 8th infielder to do that at a single position...the others: Luis Aparicio (2581 at SS), Eddie Collins (2650 at 2B), Derek Jeter (2674 at SS), Joe Morgan (2527 at 2B), Robinson (2870 at 3B), Ozzie Smith (2511 at SS), and Omar Vizquel (2709 at SS)...is 2nd all-time in DP (523, B. Robinson-618), total chances (7687, B. Robinson-9165), and ranks 3rd in assists (5182)...had career .960 fielding percentage (311 errors)...ranked among his league's top 5 3B in range factor per 9 innings for 11 of last 15 seasons beginning 2004...was 2nd in A.L. (2.99) in 2016...was named as the majors' top defensive 3rd baseman by The Fielding Bible 4x (2006, 2008, 2011, 2012).

In 2016, ranked 3rd among A.L. 3B with a .976 fielding pct. (10 E/415 TC) in 141 games/starts...led all A.L. 3rd basemen with an .821 Zone Rating...had 44-game errorless streak from 9/25/15 - 5/10/16, 3rd-longest streak of his career (53 G in 2006)...was just the 5th infielder to win a Gold Glove at age 37-or-older, joining Brooks Robinson (1974-75), Ozzie Smith (1992), Wade Boggs (1995), and Omar Vizquel (2005-06)...in 2014 led A.L. with a club record 144 putouts...led A.L. qualifiers with a .974 (8 E/312 TC) figure in 2012, the 2nd-best figure of his career (.978 in 2004)...marked his fewest errors ever at the position...had league's 2nd-best percentage in 2011 (.965) with just 11 E, 3rd-fewest in a season (10 in 2004)...led ML 3B in PO (138) and finished 3rd in TC (442) in 2010...led A.L. 3B in assists (272) and ranked 2nd in PO (100) and double plays (27) in 2008...became 1st SEA 3B to win a Gold Glove in 2007...ranked among N.L. 3rd basemen in double plays (1st, 33), assists (2nd, 309), and TC (2nd, 440) in 2006...in 2002 recorded 15 errors in 1st 80 games but had just 5 miscues in final 77 contests.

ALL-STAR GAMES: Finished 1st in the A.L. player voting at 3B in 2014 for 4th All-Star appearance...replaced fan elected starter Josh Donaldson at 3B in the 6th inning and walked in only PA in 7/15/14 ASG at MIN...is just the 2nd Rangers 3B to earn as many as 3 All-Star nods (Bell-4)...was selected to the A.L. All-Star team in 3 consecutive years from 2010-12...earned his 1st elected start in fan voting in 2012, going 0-for-2 on 7/10/12 in KC...started at 3B in 2011 game in ARI for the injured elected starter Alex Rodriguez, going 1-for-2...went 0-for-1 with a strikeout in 2010 game at LAA, playing 2 innings as reserve at 3rd base...won the player vote at 3B in both 2010 and 2011.

POSTSEASON: Had a career .261 (29-111) average with 5 homers and 11 RBI in 28 postseason games...went 2-for-11 while starting all 3 G at 3B in 2016 ALDS...was 4-for-9 while appearing in just 3 of the 5 games of the 2015 ALDS vs. TOR...strained his lower back while sliding into 2nd base in the top of the 1st inning of Game 1 at TOR...stayed in the game despite the injury but was forced to leave after RBI 1B in top of 3rd...did not play in next 2 games before

returning to start Games 4 and 5...was hitless in 4 at-bats in 2012 Wild Card Game vs. BAL...batted .264 (19-72) with 5 home runs, 5 doubles, and 9 RBI in Rangers' 17 postseason games in 2011, leading club with 14 runs scored while ranking 2nd in HR...joined Ian Kinsler and Josh Hamilton as the only Rangers with multiple RBI in all 3 rounds of 2011 postseason...hit 3 home runs in the club's series-clinching victory in ALDS Game 4 on 10/4 at TB, the 7th 3-homer game ever in the postseason (one of 11 currently)...was the 1st 3-HR game ever in Division Series play, just the 4th ever in a postseason series-clinching contest...were the 1st postseason homers of his career...also homered in World Series Games 5 and 6, the 1st Ranger ever to go deep in back-to-back Fall Classic contests...batted .267 (4-15) with one RBI in the Los Angeles Dodgers' 4-game loss to St. Louis in the 2004 NLDS.

COMMUNITY: Selected winner of 2017 Harold McKinney Good Guy Award by the DFW chapter of the BBWAA, and was the recipient of the Rangers' 2015 Jim Sundberg Community Achievement Award...was the Texas Rangers team honoree for the Roberto Clemente Award in 2014-15...won the 2015 Lou Gehrig Award, which has been presented annually since 1955 by Phi Delta Theta to a major league player who best exemplifies the character of Lou Gehrig, a member of the Fraternity's Chapter at Columbia University in New York City...was the first Texas Ranger to ever receive it...was also the recipient of 2014 MLBPA Heart and Hustle Award. Donated funds to build Adrián Beltré Field, a regulation size infield that is located in the new Globe Life Training Center in the Texas Rangers MLB Youth Academy in West Dallas...hosted Uncorked for a Cause in 2017 in celebration of his 3000th hit, with \$48,000 in proceeds from the event, as well as a personal donation by the Beltré family benefiting the JJ Watts Foundation for disaster relief...has donated \$600,000 to the Texas Rangers Baseball Foundation over the last 6 years...is very supportive of the Texas Rangers RBI program in the DFW Metroplex and has assisted in program's expansion in Austin and Lancaster, TX and Shreveport, LA...has provided financial support over the last several years to the I Love Baseball program in the Dominican Republic...has also donated funds to David Valle's Esperanza International, the Robinson Chirinos Foundation to assist with back packs and school supplies for underprivileged children in the DFW Metroplex, the Michael Young Family Foundation in their efforts to assist pediatric cancer patients, the Eddie Guardado Foundation in their efforts to provide funds for Autism Speaks, the Joakim Soria Foundation to provide relief efforts in Mexico, the Pedro Martinez Foundation, The Hamels Foundation, and the Baseball Tomorrow Fund Equipment Drive...with Seattle, was the Jackie Robinson Day Spokesman, Baseball Tomorrow Fund Equipment Day Spokesman and involved in the Cystic Fibrosis Foundation and Susan G. Komen For the Cure.

PERSONAL: Adrián Beltré Perez...he and his wife Sandra have three children: Cassandra (2/13/04), Adrián Jr. (9/8/06), and Camila (10/1/10)...Adrián Jr. would frequently take batting practice against his father on the field prior to Rangers BP...attended Liceo Maximo Gomez High School in Santo Domingo, Dominican Republic where he played amateur baseball.



BELTRÉ CONTINUED

FRONT OFFICE

COACHES

BELTRÉ

2018 REVIEW

OPPONENTS

RECORDS

DEVELOPMENT

MEDIA

CAREER RECORD

YEAR	CLUB	AVG	G	AB	R	H	TB	2B	3B	HR	RBI	SH	SF	BB-I	SO	SB	CS	HP	GDP	OBP	SLG
1995	DSL Dodgers—1	.307	62	218	56	67	112	15	3	8	40	0	2	54-2	26	2	1	5	8	.452	.514
1996	Savannah	.307	68	244	48	75	143	14	3	16	59	0	2	35-2	46	4	3	7	7	.406	.586
	San Bernardino	.261	63	238	40	62	107	13	1	10	40	1	5	19-0	44	3	4	5	3	.322	.450
1997	Vero Beach	.317	123	435	95	138	244	24	2	*104	0	11	67-12	66	25	9	6	9	6	.407	.561
1998	San Antonio	.321	64	246	49	79	143	21	2	13	56	0	5	39-2	37	20	4	2	3	.411	.581
	Los Angeles-NL	.215	77	195	18	42	72	9	0	7	22	2	0	14-0	37	3	1	3	4	.278	.369
1999	Los Angeles-NL	.275	152	538	84	148	230	27	5	15	67	4	5	61-12	105	18	7	6	4	.352	.428
2000	Los Angeles-NL-2	.290	138	510	71	148	242	30	2	20	85	3	4	56-2	80	12	5	2	13	.360	.475
2001	Vero Beach—3	.444	3	9	0	4	5	1	0	0	1	0	0	2-0	1	0	0	0	0	.583	.556
	Las Vegas	.600	2	5	2	3	7	1	0	1	2	0	0	2-0	0	0	0	5	9	.714	1.400
	Los Angeles-NL	.265	126	475	59	126	195	22	4	13	60	2	5	28-1	82	13	4	1	0	.310	.411
2002	Los Angeles-NL	.257	159	587	70	151	250	26	5	21	75	1	6	37-4	96	7	5	4	17	.303	.426
2003	Los Angeles-NL	.240	158	559	50	134	237	30	2	23	80	1	6	37-4	103	2	2	5	13	.290	.424
2004	Los Angeles-NL	.334	156	598	104	200	376	32	0	*48	121	0	4	53-9	87	7	2	2	15	.388	.629
2005	Seattle—4	.255	156	603	69	154	249	36	1	19	87	0	4	38-6	108	3	1	5	15	.303	.413
2006	Seattle	.268	156	620	88	166	288	39	4	25	89	1	3	47-4	118	11	5	10	15	.328	.465
2007	Seattle	.276	149	595	87	164	287	41	2	26	99	0	4	38-2	104	14	2	2	18	.319	.482
2008	Seattle	.266	143	556	74	148	254	29	1	25	77	0	4	50-10	90	8	2	2	11	.327	.457
2009	Seattle—5,6	.265	111	449	54	119	170	27	0	8	44	0	2	19-1	74	13	2	7	19	.304	.379
2010	Boston—7	.321	154	589	84	189	326	*49	2	28	102	0	7	40-10	82	2	1	5	25	.365	.553
2011	Texas—8,9	.296	124	487	82	144	273	33	0	32	105	0	8	25-0	53	1	1	5	13	.331	.561
	Round Rock	.250	2	8	1	2	2	0	0	0	0	0	0	0-0	3	0	0	0	0	.250	.250
2012	Texas	.321	156	604	95	194	339	33	2	36	102	0	9	36-8	82	1	0	5	8	.359	.561
2013	Texas	.315	161	631	88	*199	321	32	0	30	92	0	2	50-12	78	1	0	7	17	.371	.509
2014	Texas—10	.324	148	549	79	178	270	33	1	19	77	0	5	57-13	74	1	1	3	15	.388	.492
2015	Texas—11	.287	143	567	83	163	257	32	4	18	83	0	8	41-4	65	1	0	3	18	.334	.453
2016	Texas	.300	153	583	89	175	304	31	1	32	104	0	3	48-6	66	1	1	6	10	.358	.521
2017	Texas—12, 13	.312	194	340	47	106	181	22	1	17	71	0	6	39-2	52	1	0	4	7	.383	.532
2018	Texas—14, 15	.273	119	433	49	118	188	23	1	15	65	0	8	34-2	96	1	0	6	13	.328	.434
MAJOR TOTALS		.286	2933	11068	1524	3166	5309	636	38	477	1707	14	103	848-112	1732	121	42	97	279	.339	.480
MINOR TOTALS		.306	387	1403	291	430	763	89	11	74	302	1	25	218-18	223	54	21	26	30	.403	.544

* Led league # Tied for league lead

- Signed by Los Angeles-NL as a non-drafted free agent on July 7, 1994...signed by Pablo Peguero and Ralph Avila.
- On disabled list, May 28-June 16, 2000, with right hamstring strain.
- On disabled list, March 23-May 11, 2001, while recovering from abdominal surgery...included rehab assignments with Vero Beach, May 6-8, and Las Vegas, May 9-11.
- Signed by Seattle as a free agent on Dec. 17, 2004.
- On disabled list, June 29-Aug. 3, 2009, with bruised right testicle.
- On disabled list, Aug. 13-31, 2009, recovering from left shoulder surgery to remove bone spurs.
- Signed by Boston as a free agent on Jan. 7, 2010.
- Signed by Texas as a free agent on Jan. 5, 2011.
- On disabled list, July 23-Aug. 31, 2011, with left hamstring strain...included rehab assignment with Round Rock, Aug. 29-31.
- On disabled list, April 9-24, 2014, with left quad strain.
- On disabled list, June 1-23, 2015, with left thumb sprain.
- On disabled list, April 2-May 28, 2017, with right calf tightness.
- On disabled list, Sept. 3-11, 2017, with strained left hamstring.
- On disabled list, April 25-May 7, 2018, with strained left hamstring.
- On disabled list, May 15-30, 2018, with strained left hamstring.

POSTSEASON RECORD

SERIES	CLUB	AVG	G	AB	R	H	TB	2B	3B	HR	RBI	SH	SF	BB-I	SO	SB	CS	HP	GDP	OBP	SLG
2004 NLDS	LAD vs. STL	.267	4	15	1	4	4	0	0	0	1	0	1	0-0	3	0	0	0	0	.250	.267
2011 ALDS	TEX vs. TB	.267	4	15	5	4	13	0	0	3	4	0	0	0-0	1	0	0	1	0	.313	.367
2011 ALCS	TEX vs. DET	.222	6	27	4	6	9	3	0	2	0	0	2	1-1	10	0	0	0	0	.276	.333
2011 WS	TEX vs. STL	.300	7	30	5	9	17	2	0	2	3	0	0	0-0	8	0	0	1	1	.323	.567
2012 ALWC	TEX vs. BAL	.000	1	4	0	0	0	0	0	0	0	0	0	0-0	0	0	0	0	0	.000	.000
2015 ALDS	TEX vs. TOR	.444	3	9	0	4	4	0	0	0	1	0	0	1-0	1	0	0	0	0	.500	.444
2016 ALDS	TEX vs. TOR	.182	3	11	1	2	3	1	0	0	0	0	0	1-0	2	0	0	0	1	.250	.273
WC TOTALS		.000	1	4	0	0	0	0	0	0	0	0	0	0-0	0	0	0	0	0	.000	.000
LDS TOTALS		.280	14	50	7	14	24	1	0	3	6	0	1	2-0	7	0	0	1	1	.315	.480
LCS TOTALS		.222	6	27	4	6	9	3	0	2	0	0	2	1-1	10	0	0	0	0	.276	.333
WS TOTALS		.300	7	30	5	9	17	2	0	2	3	0	0	0-0	8	0	0	1	1	.323	.567
POSTSEASON TOTALS		.241	28	111	16	29	50	6	0	5	11	0	1	4-1	25	0	0	2	2	.297	.450

ALL-STAR GAME RECORD

YEAR	CLUB	AVG	G	AB	R	H	TB	2B	3B	HR	RBI	SH	SF	BB-I	SO	SB	CS	HP	GDP	OBP	SLG
2010	AL, Anaheim	.000	1	1	0	0	0	0	0	0	0	0	0	0-0	1	0	0	0	0	.000	.000
2011	AL, Phoenix	.500	1	2	0	1	1	0	0	0	0	0	0	0-0	0	0	0	0	0	.500	.500
2012	AL, Kansas City	.000	1	2	0	0	0	0	0	0	0	0	0	0-0	0	0	0	0	0	.000	.000
2014	AL, Minnesota	—	1	0	0	0	0	0	0	0	0	0	0	1-0	0	0	0	0	0	1.000	.000
ASG TOTALS		.200	4	5	0	1	1	0	0	0	0	0	0	1-0	1	0	0	0	0	.333	.200

WORLD BASEBALL CLASSIC RECORD

YEAR	CLUB	AVG	G	AB	R	H	TB	2B	3B	HR	RBI	SH	SF	BB-I	SO	SB	CS	HP	GDP	OBP	SLG
2006	Dominican Rep.	.300	6	20	4	6	18	0	0	4	9	0	0	1-0	3	1	0	2	0	.391	.900
2017	Dominican Rep.	.067	4	15	1	1	1	0	0	0	1	0	0	1-0	4	0	0	0	0	.125	.067
WBC TOTALS		.200	10	35	5	7	19	0	0	4	9	0	0	2-0	7	1	0	2	0	.282	.543



2019 ROSTERS

BY NUMBER

1	Andrus, Elvis	INF
2	Mathis, Jeff	C
3	DeShields, Delino	OF
4	Ortiz, Héctor	Coach
5	Calhoun, Willie	OF
6	d'Arnaud, Chase*	INF
8	Woodward, Chris	Manager
9	Kiner-Falefa, Isiah	C/INF
11	Guzmán, Ronald	INF
12	Odor, Rougned	INF
13	Gallo, Joey	OF
14	Cabrera, Asdrúbal	INF
15	Tocci, Carlos	OF
16	Fontana, Nolan*	INF
17	Choo, Shin-Soo	OF
18	Ortiz, Luis	Coach
19	Miller, Shelby	RHP
20	McAllister, Zach	RHP
21	Wisdom, Patrick	INF
22	Wakamatsu, Don	Coach
23	Minor, Mike (L)	LHP
24	Pence, Hunter*	OF
25	Leclerc, José	RHP
27	Kelley, Shawn	RHP
28	Bandy, Jett*	C
30	Mazara, Nomar	OF
31	Martin, Chris	RHP
32	Tingler, Jayce	Coach
33	Smyly, Drew (L)	LHP
35	Lynn, Lance	RHP
36	Vólquez, Edinson	RHP
37	Beasley, Tony	Coach
38	Santana, Danny*	OF
39	Hammel, Jason*	RHP
40	Davidson, Matt*	INF
44	Dillard, Tim*	RHP
45	Gardewine, Nick	RHP
46	Gómez, Jeanmar*	RHP
47	Rangel, Julio	Coach
48	Montero, Rafael*	RHP
50	Curtis, Zac* (L)	LHP
51	Bush, Matt*	RHP
52	Sampson, Adrian*	RHP
53	Chavez, Jesse	RHP
54	Springs, Jeffrey (L)	LHP
55	Tonkin, Michael*	RHP
56	Sanchez, Tony*	C
57	Jurado, Ariel	RHP
58	Marin, Oscar	Coach
59	Sadzeck, Connor	RHP
60	Farrell, Luke	RHP
61	Crabbe, Callix	Coach
62	Palumbo, Joe (L)	LHP
64	Pelham, C.D. (L)	LHP
65	Méndez, Yohander (L)	LHP
67	Hernandez, Ariel*	RHP
70	Guerrieri, Taylor*	RHP
71	Trevino, Jose	C
72	Hernandez, Jonathan	RHP
73	Hearn, Taylor (L)	LHP
74	Martin, Brett (L)	LHP
75	Bird, Kyle (L)	LHP
76	Burke, Brock (L)	LHP
77	Huang, Wei-Chieh	RHP
78	Romano, Jordan	RHP
79	Lopes, Christian*	INF
80	White, Eli*	INF
81	Pena, Richelson*	RHP
82	Espinal, Yoel*	RHP
83	Del Pozo, Miguel* (L)	LHP
84	Valdez, Phillips*	RHP
85	Heineman, Scott	OF
86	Ibanez, Andy*	INF
87	Feigl, Brady* (L)	LHP

BY NAME

1	Andrus, Elvis	INF
28	Bandy, Jett*	C
37	Beasley, Tony	Coach
75	Bird, Kyle (L)	LHP
76	Burke, Brock (L)	LHP
51	Bush, Matt*	RHP
14	Cabrera, Asdrúbal	INF
5	Calhoun, Willie	OF
53	Chavez, Jesse	RHP
17	Choo, Shin-Soo	OF
61	Crabbe, Callix	Coach
50	Curtis, Zac* (L)	LHP
6	d'Arnaud, Chase*	INF
40	Davidson, Matt*	INF
83	Del Pozo, Miguel* (L)	LHP
3	DeShields, Delino	OF
44	Dillard, Tim*	RHP
82	Espinal, Yoel*	RHP
60	Farrell, Luke	RHP
87	Feigl, Brady* (L)	LHP
16	Fontana, Nolan*	INF
13	Gallo, Joey	OF
45	Gardewine, Nick	RHP
46	Gómez, Jeanmar*	RHP
70	Guerrieri, Taylor*	RHP
11	Guzmán, Ronald	INF
39	Hammel, Jason*	RHP
73	Hearn, Taylor (L)	LHP
85	Heineman, Scott	OF
67	Hernandez, Ariel*	RHP
72	Hernandez, Jonathan	RHP
77	Huang, Wei-Chieh	RHP
86	Ibanez, Andy*	INF
57	Jurado, Ariel	RHP
27	Kelley, Shawn	RHP
9	Kiner-Falefa, Isiah	C/INF
25	Leclerc, José	RHP
79	Lopes, Christian*	INF
35	Lynn, Lance	RHP
58	Marin, Oscar	Coach
74	Martin, Brett (L)	LHP
31	Martin, Chris	RHP
2	Mathis, Jeff	C
30	Mazara, Nomar	OF
20	McAllister, Zach	RHP
65	Méndez, Yohander (L)	LHP
19	Miller, Shelby	RHP
23	Minor, Mike (L)	LHP
48	Montero, Rafael*	RHP
12	Odor, Rougned	INF
4	Ortiz, Héctor	Coach
18	Ortiz, Luis	Coach
62	Palumbo, Joe (L)	LHP
64	Pelham, C.D. (L)	LHP
81	Pena, Richelson*	RHP
24	Pence, Hunter*	OF
47	Rangel, Julio	Coach
78	Romano, Jordan	RHP
59	Sadzeck, Connor	RHP
52	Sampson, Adrian*	RHP
56	Sanchez, Tony*	C
38	Santana, Danny*	OF
33	Smyly, Drew (L)	LHP
54	Springs, Jeffrey (L)	LHP
32	Tingler, Jayce	Coach
15	Tocci, Carlos	OF
55	Tonkin, Michael*	RHP
71	Trevino, Jose	C
84	Valdez, Phillips*	RHP
36	Vólquez, Edinson	RHP
22	Wakamatsu, Don	Coach
80	White, Eli*	INF
21	Wisdom, Patrick	INF
8	Woodward, Chris	Manager

BY MLB SERVICE TIME

Mathis, Jeff	12.012
Pence, Hunter*	11.156
Hammel, Jason*	11.153
Choo, Shin-Soo	11.119
Cabrera, Asdrúbal	11.027
Vólquez, Edinson	10.059
Andrus, Elvis	10.000
Kelley, Shawn	9.128
Chavez, Jesse	8.108
Minor, Mike	7.138
Lynn, Lance	7.119
Smyly, Drew	6.154
Gómez, Jeanmar*	6.056
McAllister, Zach	6.049
Miller, Shelby	5.166
Odor, Rougned	4.121
Santana, Danny*	3.142
DeShields, Delino	3.116
Montero, Rafael*	3.068
d'Arnaud, Chase*	3.056
Mazara, Nomar	3.000
Davidson, Matt*	2.145
Bush, Matt*	2.132
Gallo, Joey	2.103
Tonkin, Michael*	2.074
Bandy, Jett*	2.054
Leclerc, José	2.041
Martin, Chris	1.133
Dillard, Tim*	1.106
Sanchez, Tony*	1.011
Kiner-Falefa, Isiah	1.000
Guzmán, Ronald	1.000
Tocci, Carlos	1.000
Curtis, Zac*	0.148
Sampson, Adrian*	0.134
Palumbo, Joe	0.110
Méndez, Yohander	0.103
Farrell, Luke	0.095
Gardewine, Nick	0.083
Calhoun, Willie	0.075
Jurado, Ariel	0.067
Hernandez, Ariel*	0.063
Springs, Jeffrey	0.062
Fontana, Nolan*	0.059
Guerrieri, Taylor*	0.057
Wisdom, Patrick	0.051
Sadzeck, Connor	0.031
Pelham, C.D.	0.027
Trevino, Jose	0.004
Bird, Kyle	0.000
Burke, Brock	0.000
Hearn, Taylor	0.000
Hernandez, Jonathan	0.000
Huang, Wei-Chieh	0.000
Martin, Brett	0.000
Romano, Jordan	0.000
Heineman, Scott	0.000
Del Pozo, Miguel*	0.000
Espinal, Yoel*	0.000
Feigl, Brady*	0.000
Pena, Richelson*	0.000
Valdez, Phillips*	0.000
Ibanez, Andy*	0.000
Lopes, Christian*	0.000
White, Eli*	0.000

* - Non-Roster Invitee

FRONT OFFICE

COACHES

ROSTERS

2018 REVIEW

OPPONENTS

RECORDS

DEVELOPMENT

MEDIA

2019 TEXAS 40-MAN ROSTER

NO.	PLAYER (23)	B	T	Ht	Wt	DOB	BIRTHPLACE	2018 CLUB	W-L	ERA	G	GS	CG	SV	IP	H	R	ER	BB-I	SO	MLS
75	Manager: Chris Woodward (6) Pitcher: Bryce Miller (23) Birt, Kyle	L	L	6-3	190	04/12/93	Orange Park, FL	Monterey	0-2	3.66	16	0	0	4	19.2	14	9	6	7-0	23	0,000
76	Burke, Brock	L	L	6-4	180	08/04/96	Chicago, IL	AAA	3-1	3.74	27	5	0	0	85.2	38	13	12	26-2	45	0,000
53	Clavez, Jesse	R	R	6-2	175	08/21/83	San Gabriel, CA	Charlotte	9-1	3.54	16	13	0	0	82.0	85	43	35	30-0	37	0,000
60	Farell, Luke	L	R	6-6	210	06/07/91	Westlake, OH	AAA	2-1	3.51	30	0	0	0	85.1	39	12	22	12-0	71	8,108
45	Gardewine, Nick	R	R	6-1	180	08/15/93	Effingham, IL	Chicago-NL	3-4	3.64	12	12	0	4	87.0	56	23	22	15-1	50	0,095
73	Hearn, Taylor	L	L	6-5	227	08/30/94	Royce City, TX	Chicago-NL	3-4	3.17	20	2	0	0	84.1	40	22	22	16-2	39	0,083
72	Hernandez, Jonathan	R	R	6-2	175	07/06/96	Memphis, TN	AAA	2-1	3.50	3	0	0	0	12.0	15	11	10	7-1	107	0,000
77	Huang, Wei-Chieh	R	R	6-1	165	09/26/93	Tainung, Taiwan	Altoona	3-6	3.12	19	2	0	0	95.0	75	41	36	38-1	33	0,000
57	Jurado, Ariel	R	R	6-1	230	01/30/96	Aguadulce, Panama	AAA	1-2	3.04	5	5	0	0	95.0	27	14	14	17-0	57	0,000
27	Kelley, Shawn	R	R	6-2	237	04/26/84	Louisville, KY	AAA	4-2	2.29	12	12	0	0	94.0	59	38	35	36-0	57	0,000
25	Lederc, José	R	R	6-0	190	12/19/93	Esperanza, D.R.	AAA	5-1	2.59	19	0	0	0	91.1	17	9	9	19-0	46	0,000
35	Lynn, Lance	S	R	6-5	255	05/12/87	Marion County, IN	AAA	2-1	2.00	10	0	0	0	27.0	20	6	4	6-0	32	0,000
74	Martin, Brett	L	L	6-4	200	04/28/95	Morrisstown, TN	AAA	5-3	3.28	16	16	1	0	102.1	105	61	58	62-3	100	7,119
31	Martin, Chris	R	R	6-8	225	06/02/86	Arlington, TX	AAA	5-5	3.53	12	8	0	0	84.1	58	26	23	16-0	61	0,000
20	McAllister, Zach	R	R	6-6	240	12/08/87	Peoria, IL	AAA	0-0	0.00	1	0	0	0	0	0	0	0	0-0	3	0,000
65	Méndez, Yohander	L	L	6-5	200	01/17/95	Valencia, VZ	AAA	1-2	4.97	4	0	0	0	41.2	46	21	21	5-2	37	1,133
19	Miller, Shelby	R	R	6-3	225	10/10/90	Houston, TX	AAA	0-0	0.00	1	0	0	0	0	0	0	0	0-0	3	0,000
23	Minor, Mike	R	L	6-4	220	12/24/87	Chapel Hill, TN	AAA	1-2	3.46	6	5	0	0	89.0	29	15	12	6-0	27	0,000
62	Palumbo, Joe	L	L	6-1	170	10/26/94	Stony Brook, NY	AAA	0-0	0.00	2	0	0	0	0	0	0	0	0-0	1	0,000
64	Péllham, C.D.	R	L	6-6	238	02/21/95	Lancaster, SC	AAA	1-4	2.67	9	2	0	0	97.0	24	16	9	9-0	34	0,027
78	Romano, Jordan	R	R	6-4	200	04/21/93	Markham, Ontario	AAA	2-0	6.16	10	0	0	0	77.2	12	80	63	4-1	17	0,000
59	Sadzcek, Connor	R	R	6-7	240	10/01/91	Crystal Lake, IL	AAA	5-3	4.03	32	0	0	0	88.0	36	22	17	16-0	63	0,031
								AAA	0-0	0.00	13	0	0	0	4.1	3	0	0	1-0	10	0,000
								AAA	0-0	0.96	13	2	0	0	9.1	6	2	1	11-1	7	0,000



2019 TEXAS 40-MAN ROSTER CONT.

NO.	PITCHERS (CONT.)	B	T	HT	WT	DOB	BIRTHPLACE	RESIDENCE	2018 CLUB	CLASS	W-L	ERA	G	65	CG	SV	IP	H	R	ER	BB-1	SO	MLS
33	Smyly, Drew	L	L	6-3	190	06/13/89	Little Rock, AR	Scottsdale, AZ	South Bend	A	0-0	0.00	1	1	0	0	1.0	0	0	0	0-0	3	6,154
54	Springs, Jeffrey	L	L	6-3	193	09/20/92	Belmont, NC	Belmont, NC	Frisco	AA	3-2	4.82	20	0	0	1	37.1	39	20	7-0	68	0,062	
		R	R	6-0	218	07/03/83	Barahona, D.R.	Santo Domingo, D.R.	Round Rock	AAA	1-2	2.79	13	0	0	1	19.1	12	6	12-0	30		
		R	R	6-0	218	07/03/83	Barahona, D.R.	Santo Domingo, D.R.	Texas	MLB	1-1	3.38	18	2	0	0	32.0	32	14	12	14-1	31	
									AZL Rangers	R												10,059	

INJURED - DID NOT PITCH

NO.	CATCHERS (3)	B	T	HT	WT	DOB	BIRTHPLACE	RESIDENCE	2018 CLUB	CLASS	AVG.	G	AB	R	H	2B	3B	HR	RBI	BB-1	SO	SB	MLS
9	Kiner-Falefa, Isiah	R	R	5-10	176	03/23/95	Honolulu, HI	Honolulu, HI	Round Rock	AAA	.200	5	15	2	3	0	0	0	1	3-0	3	1	1,000
2	Mathis, Jeff	R	R	6-0	205	03/31/83	Marianna, FL	Marianna, FL	Texas	MLB	.261	111	356	43	93	8	2	4	34	28-1	62	7	
71	Trevino, Jose	R	R	5-11	210	11/28/92	Corpus Christi, TX	Alice, TX	Frisco	AA	.234	46	184	18	43	7	1	3	16	13-0	27	0	0,004
		R	R	5-11	210	11/28/92	Corpus Christi, TX	Alice, TX	Texas	MLB	.250	3	8	0	2	0	0	0	3	0-0	1	0	

NO.	INFELDERS (5)	B	T	HT	WT	DOB	BIRTHPLACE	RESIDENCE	2018 CLUB	CLASS	AVG.	G	AB	R	H	2B	3B	HR	RBI	BB-1	SO	SB	MLS	
1	Andrus, Elvis	R	R	6-0	200	08/24/88	Maracay, VZ	Frisco, TX	Texas	MLB	.256	97	395	53	101	20	3	6	33	28-0	66	5	10,000	
14	Cabrera, Asdrubal	S	R	6-0	205	11/13/85	Puerto La Cruz, VZ	Anzoategui, VZ	Round Rock	AAA	.000	2	6	0	0	0	0	0	0	2-0	1	0		
11	Guzman, Ronald	L	L	6-4	225	10/10/94	La Vega, D.R.	La Vega, D.R.	Philadelphia	MLB	.228	49	171	20	39	13	0	5	17	12-0	38	0	10,027	
12	Odor, Rougned	L	R	5-11	195	02/03/94	Maracalbo, VZ	Maracalbo, VZ	Texas	MLB	.235	123	387	46	91	2	2	0	0	1	4-0	4	0	1,000
21	Wisdom, Patrick	R	R	6-1	220	08/27/91	Murrieta, CA	Seattle, WA	Frisco	AA	.200	2	5	0	1	1	0	0	0	1-0	1	0	4,121	
		R	R	6-1	220	08/27/91	Murrieta, CA	Seattle, WA	Round Rock	AAA	.167	3	12	1	2	0	0	0	1	1-0	4	0		
		R	R	6-1	220	08/27/91	Murrieta, CA	Seattle, WA	Memphis	AAA	.288	107	371	65	107	24	1	15	61	43-1	112	11	0,051	
		R	R	6-1	220	08/27/91	Murrieta, CA	Seattle, WA	St. Louis	MLB	.260	32	50	11	13	1	0	4	10	6-0	19	2		

NO.	OUTFIELDERS (7)	B	T	HT	WT	DOB	BIRTHPLACE	RESIDENCE	2017 CLUB	CLASS	AVG.	G	AB	R	H	2B	3B	HR	RBI	BB-1	SO	SB	MLS
5	Calhoun, Willie	L	R	5-8	215	11/04/94	Vallejo, CA	Beneva, CA	Round Rock	AAA	.294	108	432	66	127	32	0	9	47	32-5	47	4	0,075
17	Choo, Shin-Soo	L	L	5-11	205	07/13/82	Busan, South Korea	Southlake, TX	Texas	MLB	.222	35	99	8	22	5	0	2	11	6-0	24	0	
3	DeShields, Delino	R	R	5-9	208	08/16/92	Easton, MD	Dallas, TX	Texas	MLB	.216	106	334	52	72	14	1	21	62	93-2	156	6	11,119
85	Gallo, Joey	L	R	6-5	230	11/19/93	Henderson, NV	Henderson, NV	Frisco	AAA	.278	7	18	2	2	0	0	0	0	0-0	2	2	
		R	R	6-1	215	12/04/92	Santa Monica, CA	Pacific Palisades, CA	Round Rock	AAA	.167	3	12	1	2	0	0	0	0	0-0	4	1	
30	Mazara, Nomar	L	L	6-4	215	04/26/95	Santo Domingo, D.R.	Santo Domingo, D.R.	Texas	MLB	.206	148	500	82	103	24	1	40	92	74-4	207	3	2,103
		R	R	6-1	215	12/04/92	Santa Monica, CA	Pacific Palisades, CA	Round Rock	AAA	.522	7	23	6	12	2	0	1	10	7-1	5	2	0,000
		R	R	6-2	160	08/23/95	Maracay, VZ	Maracay, VZ	Texas	MLB	.258	128	489	61	126	25	1	20	57	32-0	93	16	3,000
		R	R	6-2	160	08/23/95	Maracay, VZ	Maracay, VZ	Round Rock	AAA	.417	4	12	1	5	0	0	0	2	0-0	0	0	
		R	R	6-2	160	08/23/95	Maracay, VZ	Maracay, VZ	Frisco	AAA	.125	2	8	0	1	0	0	0	0	0-0	4	0	
		R	R	6-2	160	08/23/95	Maracay, VZ	Maracay, VZ	Texas	MLB	.225	65	120	11	27	3	2	0	5	7-0	39	0	1,000
		R	R	6-2	160	08/23/95	Maracay, VZ	Maracay, VZ	Frisco	AAA	.318	7	22	4	7	0	1	0	1	4-0	5	3	
		R	R	6-2	160	08/23/95	Maracay, VZ	Maracay, VZ	Round Rock	AAA	.214	8	28	3	6	2	0	0	3	2-0	5	5	

Head Athletic Trainer - Matt Lucero
Strength and Conditioning Coach - Jose Vazquez
Assistant Athletic Trainer - Jacob Newburn
Equipment Manager - Brandon Boyd

Major League Director, Peak Performance - Josiah Igono
Bulpen Catcher - Josh Frasier (66)

Physical Therapist, Regan Wong
Director of Travel - Josh Shelton



2019 TEXAS NON-ROSTER INVITEES (25)

NO.	PITCHERS (25)	B	T	HT	WT	DOB	BIRTHPLACE	RESIDENCE	2018 CLUB	CLASS	W-L	ERA	G	GS	SV	IP	H	R	ER	BB	SO	MLS	
51	Bush, Matt	R	R	5-11	205	02/08/86	San Diego, CA	San Diego, CA	Texas	MLB	0-0	4.70	21	0	0	23.0	23	13	12	14-0	19	2,132	
									Round Rock	AAA	1-1	2.00	8	0	0	9.0	9	2	2	4-0	14		
50	Curtis, Zac	L	L	5-10	175	07/04/92	Panama City Beach, FL	Nashville, TN	Lehigh Valley	AAA	3-2	3.00	33	0	0	42.0	29	18	14	22-1	48	0,148	
									Philadelphia	MLB	0-0	1.86	7	0	0	9.2	6	2	10	1-0	11		
									Round Rock	AAA	1-0	4.00	9	0	0	9.0	5	4	4	9-1	8		
									Texas	MLB	0-1	9.45	8	0	0	6.2	6	4	7	6-0	12		
83	DelPoza, Miguel	R	L	6-1	180	10/14/92	Santo Domingo, DR	Santo Domingo, DR	Jacksonville	AAA	5-0	3.97	28	0	0	34.0	16	15	15-2	34	0,000		
44	Dillard, Tim	R	R	6-5	215	07/19/83	Sarasota, FL	Franklin, TN	Colorado Springs	AAA	2-4	9.70	25	1	0	34.1	54	46	37	17-2	24	1,106	
82	Espinal, Yoel	R	R	6-2	200	11/07/92	Santiago Rodriguez, DR	Scranton, PA	Charlotte	A+	0-1	3.86	6	0	0	9.1	12	4	4	3-0	8	0,000	
									Montgomery	AA	3-3	1.98	40	0	0	10.5	42	19	18	12	29-6	71	
87	Feigl, Brady	R	L	6-4	195	12/27/90	Severn, MD	Severn, MD	Frisco	AAA	1-0	0.00	11	0	0	16.1	7	0	0	4-1	12	0,000	
									Round Rock	AAA	5-1	2.13	31	0	2	42.1	12	12	10	11-1	25		
46	Gómez, Jeanmar	R	R	6-3	215	02/10/88	Caracas, VZ	Pembroke Pines, FL	Charlotte	MLB	5-0	2.03	30	0	0	40.0	35	11	9	13-0	35	6,056	
70	Guerreri, Taylor	R	R	6-2	210	12/01/92	Augusta, GA	Jupiter, FL	Chicago-AL	AAA	2-2	5.18	23	7	0	25.0	29	15	13	10-1	27		
39	Hammel, Jason	R	R	6-6	225	09/02/82	Greenville, SC	Chicago, IL	Buffalo	MLB	0-0	4.66	9	0	0	9.2	9	5	4	4-0	8		
67	Hernandez, Ariel	R	R	6-4	230	03/02/92	Santo Domingo, DR	Santo Domingo, DR	Kansas City	AAA	4-14	6.02	39	18	0	127.0	168	91	85	39-4	92	11,153	
48	Montero, Rafael	R	R	6-0	186	10/17/90	Higuito Banica, DR	Tenares, DR	Pensacola	AA	0-0	0.00	3	0	0	2	3.1	4	0	0-0	3	0,063	
81	Pena, Richelson	R	R	6-1	178	09/29/93	Tenares, DR	Higuito Banica, DR	Tulsa	AA	1-0	2.11	13	0	0	21.1	13	5	5	9-0	25		
52	Sampson, Adrian	R	R	6-2	200	10/07/91	Redmond, WA	Seattle, WA	Colorado Springs	AAA	3-2	3.20	21	0	0	1	25.1	12	10	9	20-2	21	
									New York-NL	MLB	1-0	6.75	5	0	0	5.1	2	4	4	11-0	5	3,068	
									Frisco	AA	4-3	2.43	11	1	0	66.2	64	22	18	12-1	54	0,000	
									Round Rock	AAA	4-2	4.65	11	7	0	50.1	69	28	26	9-0	37		
									Round Rock	AAA	8-4	3.77	33	19	0	126.2	137	61	53	24-0	85	0,134	
									Texas	MLB	0-3	4.30	5	4	0	0	23.0	24	13	11	4-0	15	
55	Tonkin, Michael	R	R	6-7	220	11/19/89	Glendale, CA	Palmdale, CA	Hokkaido	NPB	4-4	3.71	53	0	0	12	51.0	45	24	21	23-2	33	2,074
84	Valdez, Phillips	R	R	6-3	165	11/16/91	San Pedro de Macoris, DR	Harrisburg	AAA	0-0	2.53	5	19	0	0	10.2	9	3	3	2-0	8		
									Syracuse	AAA	6-7	2.75	26	1	0	0	124.1	111	44	38	44-1	96	0,000
NO.	CATCHERS (2)	B	T	HT	WT	DOB <th>BIRTHPLACE</th> <th>RESIDENCE</th> <th>2018 CLUB</th> <th>CLASS</th> <th>AVG.</th> <th>5</th> <th>AB</th> <th>R</th> <th>H</th> <th>2B</th> <th>3B</th> <th>HR</th> <th>RBI</th> <th>BB</th> <th>SO</th> <th>SB</th> <th>MLS</th>	BIRTHPLACE	RESIDENCE	2018 CLUB	CLASS	AVG.	5	AB	R	H	2B	3B	HR	RBI	BB	SO	SB	MLS
28	Bandy, Jett	R	R	6-4	223	03/26/90	West Hills, CA	Scottsdale, AZ	Milwaukee	MLB	.188	24	64	5	12	2	0	0	1	3-0	23	0	2,054
									Colorado Springs	AAA	.292	59	192	23	56	15	0	0	35	10-1	32	3	
56	Sanchez, Tony	R	R	5-11	220	05/20/88	Miami, FL	Miami, FL	Louisville	AAA	.200	2	5	0	1	1	0	0	0	0-0	3	0	1,011
									Round Rock	AAA	.300	62	220	28	66	11	1	7	31	17-0	54	0	
NO.	INFELDERS (6)	B	T	HT	WT	DOB <th>BIRTHPLACE</th> <th>RESIDENCE</th> <th>2018 CLUB</th> <th>CLASS</th> <th>AVG.</th> <th>6</th> <th>AB</th> <th>R</th> <th>H</th> <th>2B</th> <th>3B</th> <th>HR</th> <th>RBI</th> <th>BB</th> <th>SO</th> <th>SB</th> <th>MLS</th>	BIRTHPLACE	RESIDENCE	2018 CLUB	CLASS	AVG.	6	AB	R	H	2B	3B	HR	RBI	BB	SO	SB	MLS
6	d'Arnaud, Chase	R	R	6-1	197	01/21/87	Torrance, CA	Long Beach, CA	Sacramento	AAA	.292	76	253	54	74	14	4	12	43	40-2	65	15	3,056
40	Davidson, Matt	R	R	6-3	230	03/26/91	Yucaipa, CA	Glendale, AZ	San Francisco	MLB	.215	42	93	9	9	0	3	0	9	4-0	37	2	
16	Fontana, Nolan	L	R	5-11	195	04/06/91	Richardson, TX	Winter Garden, FL	Chicago-AL	MLB	.228	123	434	51	29	23	0	20	62	52-0	165	0	2,145
76	Ibanez, Andy	R	R	5-10	170	04/03/93	Havana, Cuba	Puerto Principe, Haiti	Los Angeles-AL	MLB	.294	45	145	27	34	11	3	24	40-0	38	4	0	0,059
89	Lopes, Christian	R	R	6-0	185	10/01/92	Huntington Beach, CA	Eastvale, CA	Round Rock	AAA	.283	125	463	62	131	21	1	0	1	1-0	6	0	
80	White, Eli	R	R	6-3	195	04/26/94	Greenville, SC	Piedmont, SC	Round Rock	AAA	.261	123	429	62	112	21	3	12	55	40-0	74	1	0,000
									Midland	AA	.306	130	504	81	154	30	8	9	55	62-1	116	18	0,000
NO.	OUTFIELDERS (2)	B	T	HT	WT	DOB <th>BIRTHPLACE</th> <th>RESIDENCE</th> <th>2018 CLUB</th> <th>CLASS</th> <th>AVG.</th> <th>6</th> <th>AB</th> <th>R</th> <th>H</th> <th>2B</th> <th>3B</th> <th>HR</th> <th>RBI</th> <th>BB</th> <th>SO</th> <th>SB</th> <th>MLS</th>	BIRTHPLACE	RESIDENCE	2018 CLUB	CLASS	AVG.	6	AB	R	H	2B	3B	HR	RBI	BB	SO	SB	MLS
24	Pence, Hunter	R	R	6-4	230	04/13/83	Fort Worth, TX	San Francisco, CA	San Francisco	MLB	.226	97	235	19	53	11	1	4	24	11-1	59	5	11,156
38	Santana, Danny	S	R	5-11	190	11/07/90	Monte Plata, DR	Monte Plata, DR	Sacramento	AAA	.301	25	103	11	31	4	0	1	13	6-0	24	0	
									Gwinnett	AAA	.264	82	322	57	85	21	3	16	40	15-0	80	12	3,142
									Atlanta	MLB	.179	15	28	4	5	3	0	2	3-0	11	1		



2019 TEXAS ACQUISITION HISTORY

YEAR	PLAYER	TRANSACTION	SELECTED IN THE MLB FIRST-YEAR PLAYER DRAFT (10)	
2007	Elvis Andrus	Acquired from Atlanta, along with RHP Neftali Feliz, LHP Matt Harrison, LHP Beau Jones, and C Jarrod Saltalamacchia, in exchange for 1B Mark Teixeira and LHP Ron Mahay on July 31, 2007	Connor Sadzeck 11th, 2011 Joey Gallo 1st (39th overall), 2012 Isiah Kiner-Falefa 4th, 2013 Nick Gardewine 7th, 2013 Joe Palumbo 30th, 2013 Brett Martin 4th, 2014 Jose Trevino 6th, 2014 Scott Heineman 11th, 2015 Jeffrey Springs 30th, 2015 C.D. Pelham 33rd, 2015	
2010	José Leclerc	Signed as a non-drafted free agent on Dec. 9, 2010		
2011	Rougned Odor Connor Sadzeck Ronald Guzmán Nomar Mazara Yohander Méndez	Signed as a non-drafted free agent on Jan. 3, 2011 Selected in the 11th round of the 2011 June draft Signed as a non-drafted free agent on July 2, 2011 Signed as a non-drafted free agent on July 2, 2011 Signed as a non-drafted free agent on July 2, 2011		
2012	Joey Gallo Ariel Jurado	Selected in the supplemental 1st round (39th overall) of the 2012 June draft Signed as a non-drafted free agent on Dec. 14, 2012	NON-DRAFTED FREE AGENTS (7) José Leclerc 2010 Rougned Odor 2011 Ronald Guzmán 2011 Nomar Mazara 2011 Yohander Méndez 2011 Ariel Jurado 2012 Jonathan Hernandez 2013	
2013	Jonathan Hernandez Isiah Kiner-Falefa Nick Gardewine Joe Palumbo Shin-Soo Choo	Signed as a non-drafted free agent on Jan. 30, 2013 Selected in the 4th round of the 2013 June draft Selected in the 7th round of the 2013 June draft Selected in the 30th round of the 2013 June draft Signed as a free agent on Dec. 27, 2013		
2014	Brett Martin Jose Trevino Delino DeShields	Selected in the 4th round of the 2014 June draft Selected in the 6th round of the 2014 June draft Selected in the major league phase of the Rule 5 Draft on Dec. 11, 2014		
2015	Scott Heineman Jeffrey Springs C.D. Pelham	Selected in the 11th round of the 2015 June draft Selected in the 30th round of the 2015 June draft Selected in the 33rd round of the 2015 June draft	TRADES (10) Elvis Andrus with ATL, 2007 Willie Calhoun with LAD, 2017 Carlos Tocci with CWS, 2017 Taylor Hearn with PIT, 2018 Wei-Chieh Huang with ARI, 2018 Drew Smyly with CHC, 2018 Patrick Wisdom with STL, 2018 Jordan Romano with CWS, 2018 Kyle Bird with TB, 2018 Brock Burke with TB, 2018	
2017	Willie Calhoun Mike Minor Carlos Tocci Chris Martin	Acquired from Los Angeles-NL, along with RHP A.J. Alexy and INF Brendon Davis, in exchange for RHP Yu Darvish on July 31, 2017 Signed as a free agent on Dec. 6, 2017 Acquired from Chicago-AL in exchange for cash considerations on Dec. 14, 2017 Signed as a free agent on Dec. 15, 2017	MAJOR LEAGUE FREE AGENTS (10) Shin-Soo Choo 2012 Mike Minor 2017 Chris Martin 2017 Jeff Mathis 2018 Jesse Chavez 2018 Lance Lynn 2018 Shelby Miller 2019 Zach McAllister 2019 Asdrúbal Cabrera 2019 Shawn Kelley 2019	
2018	Edinson Vólquez** Taylor Hearn Wei-Chieh Huang Drew Smyly Jeff Mathis Jesse Chavez* Patrick Wisdom Jordan Romano Lance Lynn Kyle Bird Brock Burke	Signed as a minor league free agent on Feb. 16, 2018 Acquired from Pittsburgh, along with a PTBNL (INF Sherten Apostel), in exchange for RHP Keone Kela on July 30, 2018 Acquired from Arizona, along with a PTBNL (LHP Josh Javier), in exchange for LHP Jake Diekman and cash on July 31, 2018 Acquired from Chicago-NL, along with a PTBNL, in exchange for a PTBNL on Nov. 2, 2018 Signed as a free agent on Nov. 20, 2018 Signed as a free agent on Nov. 30, 2018 Acquired from St. Louis for INF/OF Drew Robinson on Dec. 11, 2018 Acquired from Chicago-AL for cash on Dec. 13, 2018 Signed as a free agent on Dec. 18, 2018 Acquired from Tampa Bay, along with LHP Brock Burke and RHP Yoel Espinal, as part of 3-team trade with Oakland that sent INF Eli White and international slot compensation to Texas, INF Jurickson Profar to Oakland, and RHP Rollie Lacy, RHP Emilio Pagan, and a 2019 Competitive Balance Round A pick to Tampa Bay on Dec. 21, 2018 Acquired from Tampa Bay, along with LHP Kyle Bird and RHP Yoel Espinal, as part of 3-team trade with Oakland that sent INF Eli White and international slot compensation to Texas, INF Jurickson Profar to Oakland, and RHP Rollie Lacy, RHP Emilio Pagan, and a 2019 Competitive Balance Round A pick to Tampa Bay on Dec. 21, 2018	MINOR LEAGUE FREE AGENTS (1) Edinson Vólquez 2018	
2019	Luke Farrell Shelby Miller Zach McAllister Asdrúbal Cabrera Shawn Kelley	Acquired off waivers from Los Angeles-AL on Jan. 4, 2019. Signed as a free agent on Jan. 9, 2019 Signed as a free agent on Jan. 22, 2019 Signed as a free agent on Jan. 24, 2019 Signed as a free agent on Jan. 29, 2019	MAJOR LEAGUE RULE 5 DRAFT (1) Delino DeShields 2014	
			RECEIVED ON WAIVERS (1) Luke Farrell from LAA, 2019	

*Originally selected by Texas in the 42nd round of the 2002 June draft

**Originally signed by Texas as a non-drafted free agent on Oct. 29, 2001.



LAST TRADE WITH EACH CLUB

RANGERS' LAST TRADE WITH AMERICAN LEAGUE CLUBS

BALTIMORE: April 6, 2017 — Traded LHP Andrew Faulkner for a player to be named later or cash considerations.

BOSTON: Aug. 7, 2015 — Acquired 1B Mike Napoli, along with cash considerations, for a player to be named later or cash considerations.

CHICAGO: Dec. 13, 2018 — Acquired RHP Jordan Romano for cash considerations.

CLEVELAND: May 4, 2016 — Traded C Chris Gimenez for cash considerations.

DETROIT: May 3, 2016 — Acquired C Bobby Wilson for LHP Chad Bell.

HOUSTON: Jan. 21, 2015 — Acquired C Carlos Corporan for RHP Akeem Bostick.

KANSAS CITY: July 16, 2014 — Acquired RHP Spencer Patton for RHP Jason Frasor.

LOS ANGELES: June 19, 2018 — Traded RHP Deck McGuire for a player to be named later or cash considerations.

MINNESOTA: Aug. 25, 2008 — Acquired RHP Mark Hamburger for LHP Eddie Guardado.

NEW YORK: Nov. 20, 2017 — Acquired RHP Ronald Herrera for LHP Reiver Sanmartin.

OAKLAND: Dec. 21, 2018 — Acquired INF Eli White and international bonus slot money as part of 3-team trade that sent INF Jurickson Profar to Oakland, LHP Kyle Bird, LHP Brock Burke, and RHP Yoel Espinal to Texas, and RHP Emilio Pagan, RHP Rollie Lacy, and a 2019 competitive balance round A pick to Tampa Bay.

SEATTLE: July 5, 2016 — Traded OF Ryan Strausborger for international slot compensation.

TAMPA BAY: Dec. 21, 2018 — Acquired LHP Kyle Bird, LHP Brock Burke, and RHP Yoel Espinal as part of 3-team trade that sent RHP Emilio Pagan, RHP Rollie Lacy, and a 2019 competitive balance round A pick to Tampa Bay, INF Eli White and international slot compensation to Texas, and INF Jurickson Profar to Oakland.

TORONTO: July 2, 2017 — Acquired RHP Jason Grilli and cash considerations for OF Eduard Pinto.

RANGERS' LAST TRADE WITH NATIONAL LEAGUE CLUBS

ARIZONA: July 31, 2018 — Acquired RHP Wei-Chieh Huang and a player to be named later (LHP Josh Javier on Aug. 17) for LHP Jake Diekman.

ATLANTA: Dec. 8, 2016 — Acquired RHP Tyrell Jenkins and LHP Brady Feigl for RHP Luke Jackson.

CHICAGO: Nov. 2, 2018 — Acquired LHP Drew Smyly and a player to be named later for a player to be named later.

CINCINNATI: Dec. 21, 2007 — Acquired OF Josh Hamilton for RHP Edinson Volquez and LHP Danny Ray Herrera.

COLORADO: July 30, 2017 — Acquired OF Pedro Gonzalez as player to be named for C Jonathan Lucroy.

LOS ANGELES: July 31, 2017 — Acquired INF/OF Willie Calhoun, RHP A.J. Alexy, and INF Brendon Davis for RHP Yu Darvish.

MIAMI: July 31, 2015 — Acquired RHP Sam Dyson from Miami Marlins in exchange for C Tomas Telis and LHP Cody Ege.

MILWAUKEE: Aug. 26, 2017 — Acquired RHP Paolo Espino for cash considerations.

NEW YORK: Aug. 31, 2010 — Acquired INF Joaquin Arias for OF Jeff Francoeur and cash considerations.

PHILADELPHIA: June 13, 2017 — Acquired LHP Joely Rodriguez for a player to be named later or cash considerations.

PITTSBURGH: July 31, 2018 — Acquired LHP Taylor Hearn and a player to be named later (INF Sherten Apostel on Aug. 17) for RHP Keone Kela.

ST. LOUIS: Dec. 11, 2018 — Acquired INF Patrick Wisdom for INF/OF Drew Robinson.

SAN DIEGO: April 6, 2018 — Acquired RHP Emmanuel Clase as player to be named later for C Brett Nicholas.

SAN FRANCISCO: July 8, 2018 — Acquired RHP Cory Gearrin, RHP Jason Bahr, and OF Austin Jackson for a player to be named later or cash considerations.

WASHINGTON: Dec. 11, 2014 — Acquired LHP Ross Detwiler for RHP Abel De Los Santos and INF Christopher Bostick.



2018 REVIEW



Adrián Beltré connects for the 477th and final home run of his career on September 26, 2018 at Angel Stadium of Anaheim. The Rangers will retire the uniform number 29 of Beltré prior to the club's game with the Oakland A's on June 8, 2019.



2018 SEASON IN REVIEW

FINAL OVERALL RECORD: 67-95 (.414)

Fifth in A.L. West Division, 36.0 games behind Houston

HOME: 34-47 ROAD: 33-48

WINS AND LOSSES: The Rangers went 67-95 last season to finish in 5th place in the A.L. West, 36.0 games behind Houston. It marked the team's 2nd straight season with a losing record, the 1st time with back-to-back sub-.500 marks since 2005-08 (4 in a row), this after one losing campaign in 8 years from 2009-16. The team's .414 winning percentage matched 2014 (also .414, 67-95) for the 5th-lowest in Rangers history, better than only 1972 (.351, 54-100), 1973 (.352, 57-105), 1985 (.385, 62-99) and 1982 (.395, 64-98). The 95 losses were also 15th-most in Texas history. Club had 11 fewer wins than 2017 (78-84) and won 28 fewer games than in 2016 (95-67).

Texas dropped 3 of its 1st 5 games, but had a 4-6 mark after 10 contests before going 14-25 from April 8-May 21, taking season record to 18-31. From May 22-June 30, the Rangers were 20-15, the most wins in any 35-game span for the club all year. The span included the team's longest losing streak (7 G, 6/7-15) and longest win streak (7 G, 6/16-23) of the season, the two falling back-to-back. It made the 2018 Rangers just the 5th team since 2000 to win 7+ in a row immediately following a losing streak of 7-or-more, first since the 2014 Red Sox (credit Elias Sports Bureau). With the season record sitting at 38-46 through the end of June, Texas lost 16 of 20 to open the month of July, dropping team's mark to 42-62. It was the 6th-earliest date (July 26) for the Rangers to reach 20 games under .500 in a season in club history. The Rangers had a 16-10 record from July 27-August 24, most wins in any 26-game stretch for the team in 2018, to take season mark to 58-72. Texas lost 5 straight to end August and went 9-23 in the final 32 contests beginning August 25 to finish at 67-95. Team's .281 win pct. in that season-ending span was the lowest in MLB.

Rangers were never above .500 in the entire 2018 campaign, as the even 1-1 record through 2 games on March 30 was the year's high point. It marked the first season in which Texas was not above .500 at any point since 2007, and it was just the 8th such campaign in Rangers history (1973, 1984, 1985, 1987, 2002, 2003, 2007, 2018). Team was below .500 following 161 of team's 162 contests in 2018. After reaching 20 games under .500 for the first time on July 26 (42-62), the team did not hit that mark again until September 8 (61-81), and club's low point was season-ending 28-under. It marked just the 2nd time in a span of 33 seasons (1986-2018) for Rangers to reach 28-under at some point in a campaign (also 2014).

Texas was 41-56 (.423) in the first 'half', 11th in A.L. Rangers went 26-39 (.400) after the break, 3rd-lowest in A.L. and 6th-lowest in MLB, and the team's worst performance in the 2nd 'half' since 2000 (.377, 29-48).

Rangers had a 28-48 (.368) record against A.L. West opponents, the team's 5th-lowest winning pct. ever against the division and lowest since 2002 (.345, 20-38). Texas went 18-15 (.545) vs. A.L. Central teams, 4th straight year with a winning record, going 14-8 in final 22 games against the division. Team's 12-21 (.364) record vs. A.L. East marked 6th-lowest winning pct. ever against that division, 2nd-lowest beginning 1986 (10-23, .303 in 2014).

ATTENDANCE: The Rangers finished with a home attendance of 2,107,107 for 81 dates, an average of 26,014. It was a drop of 400,653 from the 2017 figure of 2,507,760, the 7th-largest decline in MLB. It was the team's smallest overall and average attendance since 2008 (1,945,857 / 24,323) and the 3rd-smallest figures for the club in a full season at Globe Life Park in Arlington (2,095,132 / 25,866 in 2003). Club ranked 7th in the A.L. in attendance last season, 19th in MLB. Rangers hosted one sellout (Opening Day, March 29 vs. Houston), fewest since 2008 (1).

BASERUNNING: Texas baserunners recorded 74 stolen bases, 9th-most in the A.L. and the team's lowest total since 2006 (53). The 9th-place finish was 2nd-lowest league ranking for the Rangers since 2007 (ranked 12th in 2012). The club was successful in 74 of 109 (67.9%) attempts, ranking 12th in steal pct. in the A.L., lowest pct. since 2014 (64.0%). It was the Rangers' 5th straight year with a sub-74% SB rate, and team's 109 steal attempts were fewest since 2008 (106). Rangers had season-high 4 steals on July 22 vs. CLE, but the club's 4 games with 3+ steals matched lowest total in last 11 seasons (also 4 G in 2016).

BATTING: Texas finished with a .240 (1308-5453) batting average in 2018, 2nd-lowest in the A.L. (BAL-.239) and 8th-lowest in MLB. It marked the 2nd-lowest average in team history (.217 in 1972) for a 2nd straight year (.244 in 2017) and Rangers' lowest in the DH era (since 1973). Team has finished in A.L.'s bottom 3 in batting average in back-to-back years after 7 straight seasons in the league's top 5. Team's major league-low .224037 road average was slightly below the 2017 away figure (.224043), lowest by any A.L. team in the DH era (since 1973, full seasons only).

On Sept. 2 vs. Minnesota, the Rangers set a club record with 13 extra base hits, T2nd-highest extra-base hit total in MLB last season (14 by BOS on 9/26 vs. BAL-G1). The team's 45 total bases in the game marked 2nd-highest total in club history to only 50 TB in the record-setting 30-run game on Aug. 22, 2007 at Baltimore (Game 1). The Sept. 2 contest was one of Rangers' 2 games with season-high 19 hits (also Aug. 8 vs. Seattle), and the Rangers' 18 runs against the Twins marked team's most in a single game since April 17, 2012 at Boston (18 R). It was the most runs in a home game since July 25, 2011 vs. Minnesota (20 R).

Led MLB with 239 runs in 40 games from the All-Star break through Sept. 2 (5.98 R/G), then scored just 74 R in the final 25 G beginning Sept. 3 (2.96 R/G). Placed 4th in the A.L. with 555 walks, 2nd-highest total for Texas since 2001 (595 in 2008). Rangers ranked 7th in the league with 24 triples, most since 2015 (32). Batters' 266 doubles were also most since 2015 (279), but ranked 11th in the A.L. The season-high 8 doubles on Aug. 8 vs. SEA were team's most in a game since 7/25/11 vs. MIN. Rangers' A.L.-best 33 sac hits were most by the club since 2015 (43), leading the circuit for first time since 2010.

FRONT OFFICE

COACHES

PLAYERS

2018 REVIEW

OPPONENTS

RECORDS

DEVELOPMENT

MEDIA



The Rangers ranked 2nd in MLB with a club-record 88 hit by pitch (previous 81 in 2017), trailing only Tampa Bay (101). Ranked 3rd in MLB with A.L.-best 26 bunt hits (31-WAS, 28-CIN), and 141 infield hits were 2nd-most in A.L. (148-TB) and ranked 5th in MLB. Texas batters finished with 1484 strikeouts, the 4th-highest total in MLB to CWS (1594), SD (1523), and PHI (1520). It was the 2nd-highest total in club history (1493 in 2017).

Team was shut out 12 times, T3rd-most in the A.L., 7th-most in club history and most since 2009 (13). Batters were blanked 4 times in September, most in one month since Aug. 2016 (4).

CLUTCH HITTING: Texas batted .243 (318-1306) with runners in scoring position, 12th in the A.L. and 3rd-lowest in club history to 1992 (.227) and 1983 (lower .243). From July 20-Sept. 2, Texas batters hit .296 (107-362) with RISP, 3rd-best in MLB in that stretch. Club hit .237 (28-118) with the bases loaded, 5th-lowest in A.L. and lowest figure for Texas since 1992 (.211). Hit .236 (182-771) in close and late situations along with a .245 (443-1805) mark in 7th inning and later in 2018, both 8th in A.L.

CHALLENGES: The Rangers were successful on 19 of 44 (43.2%) managers challenges in 2018, MLB's fifth year using comprehensive instant replay. Jeff Banister went 18-for-42 on challenges while Don Wakamatsu was 1-for-2. The team had 25 fewer challenges this season versus 2017 (69). Of the 25 calls challenged by Texas that were not overturned, 14 were 'stands' and 11 were 'confirmed'. The 11 'confirmed' calls were T2nd-most in MLB (14-MIN, 11-TEX/BOS/SEA), although 8 of those 11 challenges came in the 6th-inning-or-later.

COME-FROM-BEHIND WINS/CLOSE GAMES: The Rangers' 30 come-from-behind wins were T4th-fewest in the A.L. and lowest total for Texas since 2014 (25). Club overcame a season-high 6-run deficit in win on Aug. 24 at San Francisco, the team's largest deficit in any victory since 8/1/12 vs. LAA, and biggest comeback in a road game since 8/20/06 at DET. Texas won 4 games when trailing by 5-or-more runs in 2018, tied for most in MLB with Boston, Oakland and Toronto (credit Elias Sports Bureau).

The Rangers won at home in the bottom of the 9th or later 3 times: May 9 vs. DET, May 26 vs. KC, and June 17 vs. COL. It matched the 4th-lowest total of walk-off wins in club history, just the 6th season with 3-or-fewer. The list: 1-1996, 2-1974/1994, 3-1972/2003/2018. Only Baltimore (2) had fewer such wins among MLB clubs in 2018. It marked the 2nd straight year for Texas to have zero walk-off wins after the All-Star break, this after it had not happened since 2006.

WALK-OFF WINS BY TEXAS IN 2018 (3)

DATE	OPPONENT	SCORE	FINAL PLAY
May 9	Detroit	5-4	Nomar Mazara solo home run in 10th
May 26	Kansas City	4-3	Shin-Soo Choo solo home run in 10th
June 17	Colorado	13-12	Jose Trevino 2-RBI single in 9th

Texas lost 32 times after having a lead at some point, T7th-fewest in the A.L. and 7 less than in 2017 (39 in 2017, 28 in 2016, 31 in 2015). Club's largest lead in a loss last season was an 8-run edge on July 24 vs. Oakland (led 10-2 after 6 innings). It was the team's largest blown lead in a game since May 6, 2010 vs. Kansas City (led 8-0, went on to win 13-12), and 2nd-biggest lead in any loss in Texas history. The only other time to lose when leading by 8+ runs was on May 16, 2006 at New York-AL (club led 9-0 and 10-1).

The team suffered just 4 walk-off losses, fewest since 2010 (4). Those 4 losses: May 15 at SEA, June 13 at LAD, Sept. 16 at SD, Sept. 24 at LAA.

Rangers finished 12-19 (.387) in one-run games, the 5th-lowest win pct. in MLB. It marked the 2nd-fewest one-run wins in a season in club history (11-27 in 1985) and the 5th-lowest win pct. in such contests for the Rangers. It was easily the fewest one-run games in a full season in team history (previously 35 in 1974). Texas opened the year with a 10-10 record in one-run tilts before losing 9 of final 11.

DAYS IN EACH POSITION: First (0); Second (1); Third (0); Fourth (8); Fifth (177). Texas finished 5th in the A.L. West for the second time since the division added a fifth team in 2013 (also 5th place in 2014). It marked just the 3rd time in the last 11 seasons to end the year anywhere other than 1st or 2nd place (T3rd in 2017). Club occupied one of the division's top 3 spots for a single day (T2nd with 3 other teams after win on March 30). Team was in last place, or tied for last place, for all 186 days in the campaign, as each day in any position other than 5th place was in a tie with at least one other club. Texas was last tied for 4th place on April 8, and spent the final 175 days of the season in 5th place beginning April 9. Rangers did not spend a single day in first place in either 2017 or 2018 after winning the division in back-to-back years in 2015 and 2016.

Texas was a season-high 36.0 games behind division-winning Houston for each of the final 2 days on Sept. 29-30, the 4th-largest deficit to end a campaign in club history (43.0 GB in 2001, 38.5 GB in 1972, 37.0 GB in 1973). It was the 2nd-largest division margin for any MLB club, better than only Baltimore (-61.0 GB in A.L. East). Beginning with a loss on Aug. 25, Rangers saw 15.0 games added to its division deficit over the season's final 37 days (from -21.0 GB to -36.0 GB). Team was eliminated from division contention with loss on Sept. 4 in game no. 138, earliest point to be out of the division race since 2014 (game no. 135).

DAYS OF WEEK: Sunday: 9-18; Monday: 6-14; Tuesday: 9-16; Wednesday: 10-13; Thursday: 6-7; Friday: 15-12; Saturday: 12-15. Club's only winning record came on Friday, as club has had a losing record in Friday games just once in the past 15 seasons (2014). Won 5 straight Friday games from July 27-Aug. 24. The 14 Monday losses were 2nd-most in club history (12-15 in 1988). Team was 3-11 in Sunday road contests. Dropped 6 of last 7 Tuesday contests after opening year with 8-10 record.

DAY/NIGHT: Texas was 18-28 in day games and 49-67 at night. The .391 day win pct. was lowest since 1994 (.357, 10-18), lowest in a full season since 1987 (.364, 12-21). Team's .422 night win pct. was 6th-lowest in Rangers history, 2nd-lowest since 1986 (.356, 42-76 in 2014). The club played 46 day games, T3rd-fewest in MLB (44-LAA, 45-LAD, 46-TEX/BOS). Texas opened the year at 14-19 in day games before losing 9 of last 13.



DELAYS: The Rangers endured 11 delays across nine different games totaling 9 hours, 4 minutes in 2018. There were seven delays (six games) in Arlington totaling 7 hours, 30 minutes, and four delays (three games) on the road to the tune of one hour, 34 minutes.

RANGERS DELAYS IN 2018 (11)

DATE/OPP.	TIME OF DELAY	REASON	NOTES
April 6 vs. TOR	0:36	Rain	Prior to 1st pitch
April 21 vs. SEA	1:25	Rain	Prior to 1st pitch
June 7 vs. HOU	0:40	Rain	Prior to 1st pitch
July 5 at DET	0:15	Rain	Prior to 1st pitch
July 15 at BAL	0:31	Rain	Delay from 8:27-8:56 prior to Guzman at-bat in top of 4th inning
July 30 at ARI	0:26	Rain	Delay from 2:38-3:04 in mid-4th inning
July 30 at ARI	0:22	Light failure	Delay from 8:50-9:12 with 3-2 count on Delino DeShields in top of 6th inning
Aug. 18 vs. LAA	2:26	Rain	Prior to 1st pitch
Aug. 19 vs. LAA	0:18	Rain	Delay from 3:41-3:59 prior to 6th inning
Sept. 19 vs. LAA	0:56	Rain	Delay from 4:39-5:35 prior to Nomar Mazara at-bat in bottom of 7th inning
Sept. 21 vs. SEA	1:09	Rain	Delay from 9:46-10:35 with 1-2 count on Kyle Seager in top of 7th inning, after which the game was called due to weather

DESIGNATED HITTERS: Rangers DH's combined to bat .248 (144-581) with 25 home runs and 80 RBI in 2018, the 8th-highest average in the A.L. It was the highest batting average and OPS (.766) for Texas DH's since 2015 (.298/.824). The 25 HR were most since 2011 (26), but ranked as 3rd-lowest figure in the A.L. Team's .348 OBP from DH spot ranked 4th in the league, and was the Rangers' best since 2008 (club-record .421).

DISABLED LIST: The Rangers had 34 disabled list stints in 2018, most in at least the past 11 seasons to go along with the 2nd season of the 10-day DL. Club had 1322 games missed across those DL stints, including multiple stints for 6 different players: Tony Barnette (3), Delino DeShields (3), Chris Martin (3), Adrián Beltré (2), Doug Fister (2), Martín Pérez (2). Six Rangers finished the year on the 60-day disabled list, including pitchers Clayton Blackburn and Ronald Herrera, both of whom missed the entire campaign on the 60-day DL.

DOUBLEHEADERS/POSTPONEMENTS: Texas did not have a postponement all season, one of just 3 MLB teams to avoid that circumstance, joining Arizona and Colorado in that category for a year in which weather led to many postponements throughout MLB. The team's last rainout was on Sept. 5, 2017 at Atlanta, and the Rangers have not been postponed at home since April 17, 2016 vs. Baltimore.

The last doubleheader for Texas took place on Sept. 6, 2017 at Atlanta, a split twinbill, with Rangers winning the opener and losing the nightcap. That marks the Rangers' only doubleheader in the last 5 seasons (2014-18), as the team has not played a twinbill at home (straight or split) since Sept. 30, 2012 vs. Los Angeles-AL (split DH). Rangers are 6-1-8 in 15 twinbills (day/night or split) since dropping both games to Yankees on May 3, 2007 in Arlington. Over the last 22 seasons beginning 1994, Rangers have gone 13-5-12 overall in DH (day/night and split).

EJECTIONS IN 2018 (5)

GAME (INN.)	PLAYER/COACH	UMPIRE
5/17 at CWS (8th)	Jeff Banister	Paul Nauert
6/10 vs. HOU (8th)	Jeff Banister	Sam Holbrook
6/13 at LAD (3rd)	Robinson Chirinos	Sean Barber
6/30 vs. CWS (7th)	Ryan Rua	Joe West
7/8 at DET (2nd)	Jeff Banister	Chris Segal

EXTRA INNINGS: Texas played 14 extra-inning games in 2018, going 7-7 (2-4 at home, 5-3 on road). Posted .500 record for a 3rd straight year (6-6 in 2016; 5-5 in 2017) and have been .500-or-better in 4 straight seasons (5-4 in 2015). Team opened 6-1 in extras after a win on June 2 at Los Angeles-AL, but lost 6 of last 7 (0-5 from June 13-Aug. 6), lone win in that season-ending span on Aug. 24 at San Francisco. Rangers' 8 road extra-inning games were most since 2016 (8) and matched most since club had 10 in 2005.

The team played a season-long 12 innings on both 5/1 at CLE (8-6 win) and 8/6 vs. SEA (4-3 loss). Three of the Rangers' 4 walk-off losses in 2018 came in games which lasted exactly 11 frames.

FIELDING: Texas had a .980 (120 E/5971 TC) fielding percentage, lowest in the A.L. and 3rd-lowest in MLB, ahead of only St. Louis (.978) and Philadelphia (.979). Club had 120 errors, also most in the A.L. and 3rd-most in MLB to STL (133) and PHI (123), the highest team total since 2008 (132). Rangers ranked among A.L. leaders in double plays (2nd, 168) and assists (2nd, 1558). Rangers had a season-best 10-game errorless streak from Aug. 10-20, longest for the club since a 12-game run from April 23-May 5, 2016 that was 2nd-longest span in club history. Season-high 3 errors on 4 different occasions: 6/13 at LAD, 7/5 at DET, 7/14 at BAL, 8/28 vs. LAD. Had 3 different streaks of committing errors in at least 7 straight games: April 11-20 (8 G), May 7-15 (7 G), Sept. 24-30 (all 7 G on season-ending road trip). Turned 6th triple play in Rangers history on Aug. 16 vs. LAA (scored 5-4, turned by Profar/Odor).

HIT BY PITCHES: Texas batters had a club-record 88 hit by pitches, 2nd-most in MLB (TB-101). It marked the 3rd time in 4 seasons to set a club record in this category (76 in 2015, 81 in 2017), and the Rangers have posted 4 of the top 6 marks in club history over the past 4 seasons (70 HBP in 2016). Team's 22 HBP in June matched the club's monthly record (also 22 HBP in Aug. 2001 and Aug. 2017). On June 9 vs. Houston, the Rangers tied a major league record with 6 hit by pitches, a feat that had been accomplished just one other time since 1900. In Game 2 of a doubleheader on June 20, 1913, the New York Yankees were hit by pitches 6 times against the Washington Senators at Griffith Stadium.



HOME/ROAD: Texas finished with a 34-47 (.420) record at home, 4th-lowest in pct. in the A.L., and the 3rd-lowest figure in Rangers history to only 1972 (.403, 31-46) and 2014 (.407, 33-48). It was just the 2nd time in the last 10 seasons to finish with a losing record in Arlington. The team's longest win streak in Arlington all season was 3 games (4 times). Texas did not have a series sweep of 3+ games at home for the 4th time in the Globe Life Park era, also the abbreviated 1994 campaign, 1997, and 2008.

Rangers finished 33-48 (.407) on the road in 2018, T9th in the A.L., lowest since 2007 (.346, 28-53), and 2nd-lowest by club in last 15 seasons. Club had a pair of away win streaks longer than 2 games: 5-0 from June 18-23, and 4-0 from July 27-30. Each of those streaks came at the beginning of road trips, and the Rangers entered both of those road trip finales with a chance for an undefeated trip. With an Interleague slate against the N.L. West in 2108, the Rangers played 27 of 81 (33%) road games in the state of California, including 18 straight road games in the Golden State from Aug. 20-Sept. 26.

HOME RUNS: Texas batters hit 194 home runs, 8th-most in A.L. and club's lowest total since 2015 (172). The total was 43 less than club's 2017 figure (237) and the 8th-place league finish matched the Rangers' 2nd-lowest since 2001 (14th in 2014; 8th in 2006).

From July 17-Aug. 10, Texas hit an MLB-high 39 HR over the team's 1st 21 G in the 2nd 'half' (1.86 HR/G), but would slug just 46 HR in the final 44 G beginning Aug. 11 (1.05 HR/G). Of those 46 HR in the final month-and-a-half, 11 came in a 3-G series vs. Minnesota from Aug. 31-Sept. 2, most in a 3-G set since May 27-29, 2011 vs. KC (also 11).

Texas produced a season-best 13-game HR streak from April 27-May 9, and had 2 other streaks of 7 games each (April 11-18; July 15-25). The Rangers hit long balls in 15 consecutive road games from April 3-May 2, 3rd-longest streak in MLB in 2018 (OAK-27 G; HOU-24 G) and the 6th-longest away span in club history. Team did not hit a home run for a season-long 3 straight from Aug. 26-29, longest such span for Texas since Sept. 9-11, 2015 (3 G).

Texas had 6 players hit 18-or-more home runs for a 2nd straight year, 1st time the club has ever had so many batters clear that mark in consecutive seasons. Joey Gallo (40 HR) became just the 4th player in franchise history to hit 40-or-more HR in back-to-back seasons, joining Alex Rodriguez (2001-02-03), Rafael Palmeiro (2001-02), and Juan Gonzalez (1992-93; 1996-97-98). Texas had 17 different players overall hit HR in 2018, matching team's 2017 total.

Texas had 106 HR at home, 5th-most in the A.L. and team's 2nd-highest total beginning 2013 (125 HR at home in 2017). Club's 88 road HR were T4th-fewest in the league, lowest total since 2015 (80).

Texas homered at least once in 108 different games in 2018, this after setting club records in this category in back-to-back years (128 in 2016, 129 in 2017). Team hit multiple HR in 50 games (70 in 2017), but Rangers' 23 G with 3+ HR were 2nd-most for club since 2012 (27 in 2017). Batters' 3 G with 5+ HR were the most by Texas since 2012 (4) and ranked T3rd in MLB to LAD (7) and NYY (4).

Rangers hit season-high 6 HR on Sept. 2 vs. Minnesota, most since April 17, 2012 at Boston (6 HR) and most in Arlington since Aug. 20, 2008 vs. Detroit (6 HR). The club hit 3 different 2-R HR in the 6th inning of that game against the Twins, first time with 3 multi-run HR in the same inning since Aug. 22, 2012 vs. Baltimore.

The team hit 119 homers with the bases empty, 48 with one on, 23 with 2 aboard, and had 4 grand slams. The 4 slams were 2nd-most for Texas since 2012 (5 in 2016). Through May 15 of last season, Texas had an MLB-high 40 solo HR in the team's 1st 43 games, but would hit just 79 solo jobs in the year's final 119 contests. Beginning May 16, batters' 92 HR with runners on base ranked as 8th-best in MLB. Rangers had 10 games in which lone run came on a solo HR, T3rd-most in MLB, and club's 32 such games since the start of 2016 are easily most in MLB (next is 27 by TOR).

Texas scored just 40.7% of its runs on home runs this season (300 of 737), which ranked as 14th-highest pct. in MLB, this after 47.4% of runs on HR in 2017 (5th in MLB).

The offense saw one inside-the-park home run last season: Rougned Odor on July 28 at Houston. Team now has 3 inside-the-parkers in the past 2 seasons after one from 2014-16.

Texas produced back-to-back home runs on 5 occasions, T3rd-fewest in the A.L., but one more than in 2017 (4).

Batters totaled 11 individual multi-homer games, T9th in A.L. and T12th in MLB. Joey Gallo (3) and Nomar Mazara (2) were the only Rangers with more than one multi-HR effort.

Both Texas walk-off HR last season came in May by Nomar Mazara (May 9 vs. Detroit) and Shin-Soo Choo (May 26 vs. Kansas City). Each of the Rangers' last 4 game-ending HR have come in the month of May, last non-May instance was Aug. 30, 2016 vs. Seattle (Rougned Odor off Edwin Diaz).

The 2018 Rangers had 123 HR by players in their age 25-or-younger season, 3rd-most in MLB history to the 2007 Brewers (152) and 2017 Cubs (149).

Texas hit 130 of the club's 194 HR within an at-bat's 1st 3 pitches (67.0%), the 3rd-highest HR total in MLB in 2018 to only NYY (148) and LAD (131). Team had an MLB-low 7 HR on full counts, this after a major league-leading 32 such HR in 2017, and 1st team since the 2015 Pirates (6) with so few HR on 3-2 counts. Joey Gallo has both 3-0 HR by Rangers since the start of 2016: 4/21/17 vs. KC and 4/22/18 vs. SEA.

INTERLEAGUE: The Rangers went 9-11 in Interleague, 5-5 at home and 4-6 on the road. Team went 7-3 over a 10-game span vs. N.L. from June 16-Aug. 24. Team was in line for a .500 record in the Interleague finale on Sept. 16 at San Diego, holding a 3-2 lead in the 9th inning, before Padres' Francisco Mejia hit just the 3rd walk-off grand slam against the Rangers since 1993. Club finished under .500 against the N.L. for the first time since 2006 (7-11), ending 11 straight seasons at .500-or-better in Interleague. Texas has still won 23 of 39, 42 of 68, 51 of 84, and 54 of last 91 against the other league. Club's 104-70 (.598) mark vs. N.L. since 2010 is T2nd-best in MLB (also NYY) in that span to only Boston (.667, 116-58). Went 3-3-2 in 8 overall series, 2-1-1 in Arlington and 1-2-1 on the road. Rangers are 51-33 in Interleague home contests beginning June 22, 2010, going 16-5-7 in last 28 home series vs. senior circuit.

MONTH-BY-MONTH: March: 1-2; April: 10-17; May: 13-16; June: 14-11; July: 8-17; August: 12-14; September: 9-18. The club's one full month with a winning record (14-11 in June) marked fewest since 2003 (1). Finished under .500 in each of season's final 3 months for first time since 1992. Team's .320 win pct. in July was lowest in any month since July 2014 (.231, 6-20) and 3rd-lowest in any month since the start of 2004 (also .310, 9-20 in May 2007). The .333 win pct. in September marked club's lowest in final month since 1988 (.321, 9-19).



PITCHING: Pitching staff compiled a 4.92 ERA (786 ER/1432.0 IP), 3rd-highest in the A.L./MLB, 10th-highest in club history, and largest ERA for team since 2008 (5.37). Staff had a 4.61 ERA at the All-Star break, but club's 5.39 ERA (343 ER/572.1 IP) in 2nd 'half' was 2nd-highest in MLB (BAL-5.65). Lowest ERA after the end of April was a 4.60 mark following shutout win on July 8 at Detroit, while high figure was a 5.03 mark after loss on Sept. 9 vs. Oakland.

Rangers' 5 shutouts were 3rd-fewest in the A.L. (2-DET, 3-TOR), T7th-fewest in a full season in club history, lowest total since 2003 (3). Staff recorded MLB's fewest strikeouts (1121) for a 2nd straight year. Staff allowed 222 HR, 3rd-most in MLB (BAL-234; CIN-228) and tying a club record (also 2001). Pitchers allowed HR in 13 straight from May 31-June 15, T2nd-longest single-season streak in team history and one shy of club record (14 G, April 19-May 2, 1996). Team allowed season-high 16 runs on July 21 vs. Cleveland, as 3 of the team's 4 highest run totals allowed in 2018 came in a 4-day span from July 21-24 against the Indians and A's.

STARTERS: Texas starters combined to go 43-68 with a 5.37 ERA (505 ER/846.0 IP) in 2018, 2nd-highest ERA in A.L./MLB (BAL-5.48). It was the 8th-highest starters ERA in a full season in Rangers history, highest since 2008 (5.51). Posted 50 quality starts, 2nd-fewest in A.L. (TB-39) and 4th-fewest in MLB, lowest total for the Rangers in any full season (previously 51 in 2003). Rotation's 846.0 innings ranked 8th in A.L., but provided the 3rd-lowest total in a full season in team history (832.0 in 2003; 838.0 in 2007).

Staff issued just 277 walks, fewest in any full season in Rangers history. Had just 590 strikeouts, lowest total by any MLB rotation, lowest for Texas since 2008 (527). Had a single complete game (Bartolo Colon on July 6 at Detroit).

Starters' 43 wins were T8th-most in the A.L., but it was the 3rd-lowest figure in club history (excluding 1994) to only 1972 (38-74) and 2007 (42-65). From June 27-Sept. 10, starters recorded 23 of the team's 27 victories. Set a club record by allowing 148 home runs (previously 147 HR in 2003), 3rd-most in MLB (BAL-159; CIN-151).

The starting pitcher figures were partially impacted by 5 September starts by an "opening" pitcher, one of the game's newly-introduced trends in which a reliever would start the game and face a limited number of batters before yielding to a "primary" pitcher. The totals from those 5 starts by Jeffrey Springs (2), Connor Sadzeck (2), and Alex Claudio (1): 8.0 IP, 4 H, 0 R, 3 BB, 11 SO.

RELIEVERS: The Rangers bullpen had a 24-27 record with a 4.28 ERA (278 ER/585.0 IP) in 161 games, 8th in the A.L. and lowest since 2015 (4.09). Relievers' 585.0 innings ranked as just 9th-most in the A.L., but provided 3rd-highest total in club history (601.1 in 2003; 592.0 in 2007). Bullpen ERA of 3.48 at the All-Star break ranked 4th in the A.L. and 7th in MLB, and was also lowest figure for team after the end of April. Relief corps had a 5.29 ERA (151 ER/256.2 IP) in the 2nd 'half', 4th-highest in MLB, to finish at 4.28. Relievers' 531 strikeouts were 4th-fewest in the A.L. but set a club bullpen record (prev. 476 in 2003). Permitted 74 HR, 2nd-most in team history (80 in 2001).

Staff converted 42 of 56 (75.0%) save opportunities, highest save percentage in MLB and T7th-highest single-season pct. ever by the club. Last time the Rangers converted at such a high rate was 2016 (76.7%). Team's 14 blown saves were tied with Washington for fewest in MLB. Relievers totaled 90 holds, 5th-most in A.L. and 3rd-most in team history (103 in 2016; 94 in 2015).

PLAYERS USED/ROOKIES: The 2018 Rangers used 50 players, 9th in the A.L. and one less than 2017. Team used 32 pitchers, T5th-most in the league, this after 31 pitchers in 3 straight seasons from 2015-17 (MLB-record 41 pitchers used in 2014). Club used 15 rookies, most since 18 in 2015, and saw 9 MLB debuts.

The list of 15 rookies: Willie Calhoun, Nick Gardewine, Ronald Guzmán, Ariel Jurado, Isiah Kiner-Falefa, Brandon Mann, Yohander Méndez, Renato Núñez, C.D. Pelham, Ricardo Rodríguez, Connor Sadzeck, Adrian Sampson, Jeffrey Springs, Carlos Tocci, and Jose Trevino. The list of 9 rookies to make their ML debut: Guzmán, Jurado, Kiner-Falefa, Mann, Pelham, Sadzeck, Springs, Tocci, Trevino.

SERIES/SWEEPS: Texas went 17-28-7 in 52 series last season, 11-13-2 at home and 6-15-5 on the road. Team won a season-best 5 consecutive series from June 15-July 1, longest span for the club since a team-record 10 straight series victories from May 20-June 20, 2016. Also went 4-1-2 in span of 7 series from July 27-Aug. 19, which preceded a season-ending 3-9-0 stretch in final 12 series to finish the year. Rangers dropped season-high 4 straight series spanning the All-Star break from July 9-26.

Rangers had 3 series sweeps in 2018: 6/5-6 vs. OAK (2-0), 6/18-20 at KC (3-0), and 7/27-29 at HOU (3-0). Club was swept 10 times: 4/9-11 vs. LAA (0-3), 6/7-10 vs. HOU (0-4), 6/12-13 at LAD (0-2), 7/3-4 vs. HOU (0-2), 7/9-11 at BOS (0-3), 7/23-26 vs. OAK (0-4), 8/28-29 vs. LAD (0-2), 9/7-9 at OAK (0-3), 9/17-19 vs. TB (0-3), and 9/24-26 at LAA (0-3). Last Texas sweep of 3+ games at home came Aug. 14-16, 2017 vs. Detroit.

STREAKS: Team won a season-high 7 straight from June 16-23, and only other win streak longer than 3 games came in 4-0 stretch from July 27-30. That 7-game win streak was preceded by the club's longest losing skid in 2018, an 0-7 span from June 7-15. According to Elias Sports Bureau, the 2018 Rangers became just the 5th team since 2000 to win 7+ straight games immediately following a losing streak of 7+ games. The others: 2014 BOS (10 L's, 7 W's), 2008 LAD (8/8), 2006 LAD (8/11), and 2001 CHC (8/12). It had happened just once previously in WAS/TEX franchise history: 1991, 0-8 from 6/1-10; 7-0 from 6/11-17.

TIME OF GAME: Texas 9-inning games averaged 3 hours, 0 minutes, and 53 seconds in 2018 (3:00:53), a drop of nearly 10 full minutes from 2017 (3:10:24). The 2018 campaign marked the first season with limited mound visits as part of MLB's efforts to improve the pace of play. The Rangers' 11 regulation games lasting 3:30-or-longer were 16 fewer than in 2017 (27), and team had just 5 nine-inning contests of at least 3:45, 9 less than last season (14).

Rangers' longest game of the season was a 4:48 affair on July 20 vs. Cleveland, a 9-8 Texas loss in 11 inn. The Tribe was also the opponent for team's longest 9-inning contest in 2018, a 7-5 loss on April 30 at Cleveland (3:56). The club's shortest contest was a 2:05 game on July 6 at Detroit, the fastest Texas game since June 6, 2012 at Oakland (2:04). It was also one of the 3 fastest games in MLB in 2018: 2:00 on 7/1, KC at SEA; and 2:05 on 4/17, SF at ARI. It matched shortest MLB game involving multiple runs since start of 2016 (also SF at CHC, 5/23/17 - 2:05).

RANGERS RECORD BY UNIFORM, 2018

UNIFORM	W-L
Blue (Home)	10-15
Blue (Road)	22-26
Red (Home only)	12-9
Gray	10-20
White with red	6-7
White with blue	6-16
Players Weekend	1-2



2018 OVERALL STATISTICS

FRONT OFFICE

COACHES

PLAYERS

2018 REVIEW

OPPONENTS

RECORDS

DEVELOPMENT

MEDIA

PLAYER	AVG	G	AB	R	H	TB	2B	3B	HR	RBI	SH	SF	HP	BB	IBB	SO	SB	CS	DP	GI		- PINCH HIT -					
																				E	SLG	OBP	AB	H	HR	RBI	
Alberto,H	.185	13	27	0	5	7	2	0	0	1	0	0	2	0	4	0	1	0	1	0	1	259	241	2	0	0	0
Andrus,E	.266	97	395	53	101	145	20	3	6	33	0	2	3	28	0	66	5	3	8	11	367	308	1	1	0	1	
Beltre,A	.273	119	433	49	118	188	23	1	15	65	0	8	6	34	2	96	1	0	13	10	434	328	5	0	0	0	
+Calhoun,W	.222	35	99	8	22	33	5	0	2	11	0	2	1	6	0	24	0	0	2	2	333	269	9	3	0	2	
Centeno,J	.162	10	37	3	6	10	1	0	1	3	0	0	0	1	0	7	0	0	2	0	270	184	0	0	0	0	
Chirinos,R	.222	113	360	48	80	151	15	1	18	65	0	2	19	45	0	140	2	0	7	3	419	338	4	1	0	1	
Choo,S	.264	146	560	83	148	243	30	1	21	62	1	2	10	92	2	156	6	1	11	4	434	377	1	1	0	0	
DeShields,D	.126	106	334	52	72	94	14	1	2	22	12	1	3	43	0	83	20	4	1	7	281	310	2	0	0	0	
Gallo,J	.206	148	500	82	103	249	24	1	40	92	0	0	3	74	4	207	3	4	3	3	498	312	7	2	1	2	
+Guzman,R	.235	123	387	46	91	161	18	2	16	58	0	1	7	33	2	121	1	0	8	6	416	306	7	1	0	1	
+Kiner-Fale,I	.261	111	356	43	93	127	18	2	4	34	5	1	6	28	1	62	7	5	14	9	357	325	6	1	0	1	
Mazara,N	.258	128	489	61	126	213	25	1	20	77	0	3	4	40	2	116	1	0	13	2	436	317	2	1	0	0	
+Nunez,R	.167	13	36	2	6	10	1	0	1	2	0	1	1	3	0	12	0	0	0	5	278	244	1	0	0	0	
Odor,R	.253	129	474	76	120	201	23	2	18	63	2	5	11	43	2	127	12	12	5	9	424	326	2	0	0	0	
Perez,C	.143	20	49	1	7	12	2	0	0	1	3	2	0	1	1	15	1	0	3	1	245	176	2	0	0	0	
Profar,J	.254	146	524	82	133	240	35	6	20	77	0	4	12	54	1	88	10	0	9	25	458	335	4	1	0	0	
RIGHT	.269	167	45	75	12	3	4	20	0	1	1	19	1	26	5	4	449	346	1	0	0	0	0	0	0	0	
LEFT	.246	357	88	165	23	3	16	57	0	3	11	35	0	62	4	5	462	330	3	1	0	0	0	0	0	0	
Robinson,D	.183	47	109	20	20	32	3	0	9	0	0	0	16	0	57	2	1	0	4	294	288	5	0	0	0	0	
Rua,R	.194	61	139	17	27	50	3	1	6	12	2	1	0	5	0	53	3	1	2	0	360	221	5	1	1	3	
+Tocci,C	.225	66	120	11	27	34	3	2	0	5	6	1	1	7	0	39	0	3	2	1	283	271	4	0	0	0	
Perez,M	.250	3	8	0	2	2	0	0	0	3	0	0	0	0	0	1	0	0	1	0	250	250	1	0	0	0	
Chavez,J	.000	30	1	0	0	0	0	0	0	0	0	0	0	0	0	1	0	0	0	0	0	0	0	0	0	0	
Colon,B	.000	28	4	0	0	0	0	0	0	0	0	0	0	0	0	3	0	0	0	0	4	0	0	0	0	0	
Gallardo,Y	.000	18	1	0	0	0	0	0	0	0	0	0	1	0	0	0	0	0	0	0	0	0	0	0	0	0	
Hamels,C	.000	20	2	0	0	0	0	0	0	0	0	0	0	0	0	0	0	0	0	0	1	0	0	0	0	0	
Hutchison,D	.000	5	1	0	0	0	0	0	0	0	0	0	0	0	0	1	0	0	0	0	0	0	0	0	0	0	
+Jurado,A	.000	12	0	0	0	0	0	0	0	0	0	0	1	0	0	0	0	0	0	0	0	0	0	0	0	0	
+Mendez,Y	.000	8	2	0	0	0	0	0	0	0	0	0	0	0	0	1	0	0	0	0	1	0	0	0	0	0	
Minor,M	.333	28	3	0	1	2	1	0	0	0	0	0	0	0	0	1	0	0	0	0	2	667	333	0	0	0	0
Perez,M	.000	22	3	0	0	0	0	0	0	0	0	0	0	0	0	3	0	0	0	0	0	0	0	0	0	0	
PITCHERS	.059	162	17	0	1	2	1	0	0	0	0	2	0	0	0	0	0	0	0	17	.118	.059	0	0	0	0	
TEXAS	.240	1625453	737	13082204	266	24	194	696	33	34	88	555	161484	74	35	104	120	404	318	70	13	2	11	0	0	0	
OPPONENTS	.271	1625597	848	15162595	325	44	222	805	20	50	72	491	23	1121	76	18	146	87	464	335	70	15	3	12	11	0	
DH	.248	162	581	80	144	243	22	1	25	80	2	4	11	80	3	153	3	1	10	0	.418	.348	1	0	0	0	

PITCHER	R/L	W	L	ERA	G	GS	CG	GF	SHO	SV	IP	H	R	ER	HR	HB	BB	IBB	SO	WP	BK	AVG	OPP
Bibens-Dir,A	R	2	3	6.20	13	6	0	4	0	0	45.0	56	33	31	9	5	14	0	33	2	0	.308	
Bush,M	R	0	0	4.70	21	0	0	6	0	0	23.0	23	13	12	3	2	14	0	19	1	0	.256	
Butler,E	R	1	2	6.47	22	0	0	6	0	2	32.0	43	24	23	10	2	12	1	18	5	0	.316	
Chavez,J	R	3	1	3.51	30	0	0	15	0	1	56.1	58	23	22	10	0	12	1	50	1	0	.262	
Claudio,A	L	4	2	4.48	66	1	0	20	0	1	68.1	91	35	34	4	3	13	3	41	0	1	.329	
Colon,B	R	7	12	5.78	28	24	1	1	0	0	146.1	172	97	94	32	3	25	1	81	2	0	.291	
Curtis,Z	L	0	1	9.45	8	0	0	1	0	0	6.2	6	8	7	1	0	9	1	8	2	0	.250	
Diekman,J	L	1	1	3.69	47	0	0	10	0	2	39.0	31	18	16	2	3	23	1	48	0	0	.215	
Fister,D	R	1	7	4.50	12	12	0	0	0	0	66.0	73	40	33	11	6	19	0	40	1	0	.278	
Gallardo,Y	R	8	8	5.77	18	18	0	0	0	0	92.0	99	60	59	13	2	43	2	56	6	0	.279	
+Gardewine,N	R	0	0	3.60	3	0	0	1	0	0	5.0	7	2	2	0	1	0	0	4	0	0	.333	
Gearrin,C	R	1	0	2.53	21	0	0	3	0	0	21.1	13	6	6	2	2	6	0	20	1	0	.176	
Hamels,C	L	5	9	4.72	20	20	0	0	0	0	114.1	115	70	60	23	12	42	0	114	6	2	.258	
Hutchison,D	R	1	1	8.86	5	5	0	0	0	0	21.1	29	21	21	5	1	13	0	12	1	0	.333	
Jepsen,K	R	0	3	5.94	21	0	0	3	0	0	16.2	15	13	11	4	1	11	1	8	0	0	.238	
+Jurado,A	R	5	5	5.93	12	8	0	0	0	0	54.2	66	36	36	7	0	18	1	22	0	0	.297	
Kela,K	R	3	3	3.44	38	0	0	31	0	24	36.2	28	14	14	3	0	14	1	44	4	2	.206	
Leclerc,J	R	2	3	1.56	59	0	0	21	0	12	57.2	24	16	10	1	3	25	1	85	2	0	.353	
+Mann,B	L	0	0	5.40	7	0	0	4	0	0	8.1	7	5	5	1	2	4	0	3	1	0	.250	
Martin,C	R	1	5	4.54	46	0	0	8	0	0	41.2	46	21	21	5	3	5	2	37	4	0	.274	
+Mendez,Y	L	2	2	5.53	8	5	0	1	0	0	27.2	28	18	17	4	0	15	0	18	0	0	.264	
Minor,M	L	12	8	4.18	28	28	0	0	0	0	157.0	138	76	73	25	8	38	1	132	3	1	.235	
Moore,M	L	3	8	6.79	39	12	0	10	0	0	102.0	128	82	77	19	5	41	1	86	6	0	.305	
+Pelham,C	L	0	0	7.04	10	0	0	2	0	0	7.2	12	6	6	0	0	4	1	7	0	0	.353	
Perez,M	L	2	7	6.22	22	15	0	3	0	0	85.1	116	68	59	16	2	36	1	52	3	1	.329	
+Rodriguez,R	R	0	0	4.05	4	0	0	0	0	0	6.2	11	3	3	0	0	1	1	3	0	0	.367	
+Sadzeck,C	R	0	0	0.96	13	2	0	1	0	0	9.1	6	2										

2018 DAY-BY-DAY

FRONT OFFICE
COACHES
PLAYERS
2018 REVIEW
OPPONENTS
RECORDS
DEVELOPMENT
MEDIA

GM	DATE	OPPONENT	SCORE	REC.	POS.	GB	WINNING PITCHER	LOSING PITCHER	SAVE	TOG	ATT.	TOTAL	
1	3/29	HOUSTON	L, 1-4	0-1	T4th	-1.0	Verlander (1-0)	Hamels (0-1)		2:59	47,253	47,253	
2	3/30	HOUSTON	W, 5-1	1-1	T2nd	-0.5	Fister (1-0)	Keuchel (0-1)		3:02	35,469	82,722	
3	3/31	HOUSTON	L, 3-9	1-2	T4th	-1.0	McCullers (1-0)	Moore (0-1)		3:19	36,892	119,614	
4	4/1	HOUSTON	L, 2-8	1-3	T4th	-2.0	Cole (1-0)	Minor (0-1)		3:13	26,758	146,372	
5	4/2	at Oakland	L, 1-3	1-4	5th	-3.0	Hatcher (2-0)	Jepsen (0-1)	Treinen (1)	3:10	7,416		
6	4/3	at Oakland	W, 4-1	2-4	T4th	-3.0	Hamels (1-1)	Graveman (0-1)	Kela (1)	2:50	9,157		
7	4/4	at Oakland	L, 2-6	2-5	5th	-4.0	Manaea (1-1)	Fister (1-1)		2:23	7,908		
8	4/5	at Oakland	W, 6-3	3-5	T4th	-3.5	Pérez (1-0)	Mengden (0-2)	Kela (2)	3:10	10,132		
9	4/6	TORONTO	L, 5-9	3-6	T4th	-3.5	Estrada (1-0)	Moore (0-2)	Osuna (3)	3:06	21,670	168,042	
10	4/7	TORONTO	W, 5-1	4-6	T4th	-3.0	Minor (1-1)	Stroman (0-1)		2:37	26,229	194,271	
11	4/8	TORONTO	L, 4-7	4-7	T4th	-4.5	Garcia (1-0)	Hamels (1-2)	Osuna (4)	3:16	26,902	221,173	
12	4/9	LOS ANGELES-AL	L, 3-8	4-8	5th	-5.5	Alvarez (1-0)	Fister (1-2)		3:28	16,718	237,891	
13	4/10	LOS ANGELES-AL	L, 1-11	4-9	5th	-5.5	Skaggs (2-0)	Pérez (1-1)		3:07	18,697	256,588	
14	4/11	LOS ANGELES-AL	L, 2-7	4-10	5th	-6.5	Barria (1-0)	Moore (0-3)	Middleton (2)	3:27	20,363	276,951	
15	4/12	OFF DAY			5th	-7.0							
16	4/13	at Houston	L, 2-3	4-11	5th	-8.0	Smith (1-0)	Jepsen (0-2)	Devenski (1)	2:50	32,129		
17	4/14	at Houston	W, 6-5 (10)	5-11	5th	-8.0	Kela (1-0)	Harris (0-1)	Claudio (1)	3:26	40,679		
18	4/15	at Houston	W, 3-1 (10)	6-11	5th	-7.5	Kela (2-0)	Rondon (1-1)	Diekmann (1)	3:06	31,803		
19	4/16	at Tampa Bay	L, 4-8	6-12	5th	-8.0	Snell (2-1)	Pérez (1-2)		2:49	9,363		
20	4/17	at Tampa Bay	W, 7-2	7-12	5th	-7.0	Moore (1-3)	Chirinos (0-1)		2:44	8,972		
21	4/18	at Tampa Bay	L, 2-4	7-13	5th	-7.0	Faria (1-1)	Hamels (1-3)	Colome (4)	2:36	8,657		
22	4/19	OFF DAY			5th	-6.5							
23	4/20	SEATTLE	L, 2-6	7-14	5th	-7.0	Nicasio (1-0)	Kela (2-1)		3:20	27,811	304,762	
24	4/21	SEATTLE	L, 7-9	7-15	5th	-8.0	Bradford (2-0)	Claudio (0-1)	Diaz (8)	3:29	39,016	343,778	
25	4/22	SEATTLE	W, 7-4	8-15	5th	-8.0	Pérez (2-2)	Ramirez (0-1)	Kela (3)	2:55	33,661	377,439	
26	4/23	OAKLAND	L, 4-9	8-16	5th	-8.0	Buchter (1-0)	Jepsen (0-3)		3:20	17,060	394,499	
27	4/24	OAKLAND	L, 2-3	8-17	5th	-8.5	Triggs (2-0)	Hamels (1-4)	Casilla (1)	3:07	19,391	413,890	
28	4/25	OAKLAND	W, 4-2	9-17	5th	-8.0	Chavez (1-0)	Graveman (0-5)	Kela (4)	2:59	19,121	433,011	
29	4/26	OFF DAY			5th	-8.0							
30	4/27	at Toronto	W, 6-4	10-17	5th	-7.0	Minor (2-1)	Stroman (0-3)	Kela (5)	2:50	26,312		
31	4/28	at Toronto	W, 7-4	11-17	5th	-7.0	Colon (1-0)	Garcia (2-2)	Kela (6)	3:00	39,176		
32	4/29	at Toronto	L, 2-7	11-18	5th	-8.0	Happ (4-1)	Pérez (2-3)		2:37	31,669		
33	4/30	at Cleveland	L, 5-7	11-19	5th	-9.0	Allen (2-0)	Martin (0-1)	Beliveau (1)	3:56	12,851		
34	5/1	at Cleveland	W, 8-6 (12)	12-19	5th	-8.0	Claudio (1-1)	Goody (0-4)		4:05	16,356		
35	5/2	at Cleveland	L, 4-12	12-20	5th	-8.0	Kluber (5-1)	Moore (1-2)		2:41	15,637		
36	5/3	BOSTON	W, 11-5	13-20	5th	-7.0	Minor (3-1)	Price (2-4)		3:22	22,348	455,359	
37	5/4	BOSTON	L, 1-5	13-21	5th	-8.0	Porcello (5-0)	Colon (1-1)		2:36	31,404	486,763	
38	5/5	BOSTON	L, 5-6	13-22	5th	-8.0	Kelly (1-0)	Kela (2-2)		3:18	35,728	522,491	
39	5/6	BOSTON	L, 1-6	13-23	5th	-9.0	Sale (3-1)	Fister (1-3)		2:33	28,360	550,851	
40	5/7	DETROIT	W, 7-6	14-23	5th	-8.5	Leclerc (1-0)	Stumpf (1-2)	Kela (7)	3:08	20,057	570,908	
41	5/8	DETROIT	L, 4-7	14-24	5th	-9.0	Fiers (3-2)	Minor (3-2)	Greene (7)	3:04	18,634	589,542	
42	5/9	DETROIT	W, 5-4 (10)	15-24	5th	-9.0	Kela (3-2)	Saupold (1-1)		3:22	30,387	619,929	
43	5/10	OFF DAY			5th	-9.0							
44	5/11	at Houston	W, 1-0	16-24	5th	-8.0	Hamels (2-4)	Verlander (4-2)	Kela (8)	3:08	34,297		
45	5/12	at Houston	L, 1-6	16-25	5th	-9.0	Morton (5-0)	Fister (1-4)		2:37	36,482		
46	5/13	at Houston	L, 1-6	16-26	5th	-10.0	Keuchel (3-5)	Moore (1-5)		2:52	39,405		
47	5/14	OFF DAY			5th	-9.5							
48	5/15	at Seattle	L, 8-9 (11)	16-27	5th	-10.5	Goeddel (2-0)	Claudio (1-2)		4:26	14,670		
49	5/16	at Seattle	W, 5-1	17-27	5th	-10.5	Colon (2-1)	Pazos (1-1)		2:52	20,629		
50	5/17	at Chicago-AL	L, 2-4	17-28	5th	-11.0	Avilan (1-0)	Leclerc (1-1)	Jones (2)	2:54	17,666		
51	5/18	at Chicago-AL	W, 12-5	18-28	5th	-11.0	Chavez (2-0)	Furder (2-4)		3:52	16,373		
52	5/19	at Chicago-AL	L, 3-5	18-29	5th	-11.0	Giolto (3-4)	Jamalco (1-1)	Jones (3)	2:58	25,611		
53	5/20	at Chicago-AL	L, 0-3	18-30	5th	-12.0	Lopez (1-3)	Minor (3-3)	Fry (1)	2:28	16,829		
54	5/21	NEW YORK-AL	L, 5-10	18-31	5th	-12.5	Tanaka (5-2)	Colon (2-2)		3:07	29,553	649,482	
55	5/22	NEW YORK-AL	W, 6-4	19-31	5th	-12.5	Hamels (3-4)	German (0-2)	Kela (9)	3:07	30,325	679,807	
56	5/23	NEW YORK-AL	W, 12-10	20-31	5th	-12.5	Claudio (2-2)	Robertson (3-2)	Kela (10)	3:20	31,304	711,111	
57	5/24	KANSAS CITY	L, 2-8	20-32	5th	-13.5	Duffy (2-6)	Bibens-Dirix (0-1)		2:53	23,230	734,341	
58	5/25	KANSAS CITY	W, 4-4	21-32	5th	-13.5	Minor (4-3)	Skoglund (1-5)	Kela (11)	3:07	30,105	769,446	
59	5/26	KANSAS CITY	W, 4-3 (10)	22-32	5th	-12.5	Claudio (3-2)	McCarthy (3-2)		2:59	29,844	799,090	
60	5/27	KANSAS CITY	L, 3-5	22-33	5th	-12.5	Hammel (2-5)	Hamels (3-5)	Herrera (11)	3:00	31,898	830,988	
61	5/28	at Seattle	L, 1-2	22-34	5th	-13.5	Gonzales (5-3)	Fister (1-5)	Diaz (19)	2:32	26,236		
62	5/29	at Seattle	W, 9-5	23-34	5th	-12.5	Claudio (4-2)	Diaz (0-2)		3:40	13,259		
63	5/30	at Seattle	W, 7-6	24-34	5th	-11.5	Barnette (1-0)	Minnis (1-0)	Rzepczynski (0-1)	Kela (12)	3:17	13,070	
64	5/31	at Seattle	L, 1-6	24-35	5th	-12.5	LeBlanc (1-0)	Minor (4-4)		2:53	15,630		
65	6/1	at Los Angeles-AL	L, 0-6	24-36	5th	-13.5	Barria (5-1)	Colon (2-3)		3:27	33,511		
66	6/2	at Los Angeles-AL	W, 3-2 (10)	25-36	5th	-12.5	Diekmann (1-0)	Alvarez (2-2)	Kela (13)	3:31	44,803		
67	6/3	at Los Angeles-AL	L, 1-3	25-37	5th	-13.5	Skaggs (4-4)	Fister (1-6)	Anderson (2)	2:39	33,541		
68	6/4	OFF DAY			5th	-13.5							
69	6/5	OAKLAND	W, 7-4	26-37	5th	-13.5	Martin (1-1)	Trivino (1-1)	Kela (14)	2:52	19,470	850,458	
70	6/6	OAKLAND	W, 8-2	27-37	5th	-12.5	Colon (3-3)	Mengden (6-5)		3:05	22,335	872,793	
71	6/7	HOUSTON	L, 2-5	27-38	5th	-13.5	Cole (7-1)	Hamels (3-6)		2:36	30,236	903,029	
72	6/8	HOUSTON	L, 3-7	27-39	5th	-14.5	Verlander (8-2)	Fister (1-7)		3:02	31,722	934,751	
73	6/9	HOUSTON	L, 3-4	27-40	5th	-14.5	Sipp (1-0)	Leclerc (1-2)	Rondon (2)	3:31	38,068	972,819	
74	6/10	HOUSTON	L, 7-8	27-41	5th	-15.5	Harris (2-3)	Kela (3-3)	Rondon (3)	3:09	30,251	1,003,070	
75	6/11	OFF DAY			5th	-16.0							
76	6/12	at Los Angeles-NL	L, 5-12	27-42	5th	-17.0	Paredes (1-0)	Colon (3-4)	Corcino (1)	3:08	48,233		
77	6/13	at Los Angeles-NL	L, 2-3 (11)	27-43	5th	-18.0	Liberatore (2-1)	Chavez (2-1)		3:49	41,303		
78	6/14	OFF DAY			5th	-18.0							
79	6/15	COLORADO	L, 5-9	27-44	5th	-19.0	Bettis (5-1)	Méndez (0-1)		3:15	30,448	1,033,518	
80	6/16	COLORADO	W, 5-2	28-44	5th	-19.0	Leclerc (2-2)	Musgrave (0-2)	Kela (15)	2:42	23,468	1,056,986	
81	6/17	COLORADO	W, 13-12	29-44	5th	-19.0	Chavez (3-1)	Davis (0-2)		3:54	25,513	1,082,499	
82	6/18	at Kansas City	W, 6-3	30-44	5th	-19.0	Colon (4-4)	Kennedy (1-7)	Kela (16)	3:04	18,319		
83	6/19	at Kansas City	W, 4-1	31-44	5th	-18.0	Hamels (4-6)	Hammel (2-8)	Kela (17)	2:46	17,789		
84	6/20	at Kansas City	W, 3-2	32-44	5th	-18.0	Bibens-Dirix (1-1)	Junis (5-8)	Diekmann (2)	2:53	19,489		
85	6/21	OFF DAY			5th	-18.0							
86	6/22	at Minnesota	W, 8-1	33-44	5th	-17.0	Minor (5-4)	Romero (3-3)	Chavez (1)	3:01	28,004		
87	6/23	at Minnesota	W, 9-6	34-44	5th	-17.0	Gallardo (1-0)	Odorizzi (3-5)	Kela (18)	3:35	23,230		
88	6/24	at Minnesota	L, 0-2	34-45	5th	-18.0	Berrios (8-5)	Colon (4-5)		2:21	23,633		
89	6/25	SAN DIEGO	W, 7-4	35-45	5th	-17.0	Barnette (2-0)	Stammen (4-1)	Kela (19)	3:14	23,470	1,105,969	
90	6/26	SAN DIEGO	L, 2-3	35-46	5th	-18.0	Strahm (2-2)	Diekmann (1-7)	Hand (22)	3:07	21,780	1,127,749	
91	6/27	SAN DIEGO	W, 5-2	36-46	5th	-18.0	Minor (6-4)	Richard (7-7)	Kela (20)	2:24	21,365	1,149,114	



GM	DATE	OPponent	SCORE	REC.	POS.	GB	WINNING PITCHER	LOSING PITCHER	SAVE	TOG	ATT.	TOTAL	
6/28		OFF DAY			5th	-18.5							
83	6/29	CHICAGO-AL	W, 11-3	37-46	5th	-17.5	Gallardo (2-0)	Covey (3-3)		2:47	28,156	1,177,270	
84	6/30	CHICAGO-AL	W, 13-4	38-46	5th	-16.5	Colon (5-5)	Rodon (1-3)		3:28	28,138	1,205,408	
85	7/1	CHICAGO-AL	L, 5-10	38-47	5th	-16.5	Lopez (4-5)	Hamels (4-7)	Soria (12)	3:16	22,684	1,228,092	
7/2		OFF DAY			5th	-16.5							
86	7/3	HOUSTON	L, 3-5	38-48	5th	-17.5	Keuchel (5-8)	Bibens-Dirix (1-2)		Rondon (6)	3:27	40,165	1,268,257
87	7/4	HOUSTON	L, 4-5 (10)	38-49	5th	-18.5	McHugh (4-0)	Martin (1-4)		Giles (12)	3:33	43,592	1,311,849
88	7/5	at Detroit	W, 5-5	39-49	5th	-18.5	Gallardo (3-0)	Boyd (4-7)		Kela (21)	2:55	21,248	
89	7/6	at Detroit	L, 1-3	39-50	5th	-19.5	Zimmermann (4-0)	Colon (5-6)		Jimenez (3)	2:05	27,316	
90	7/7	at Detroit	L, 2-7	39-51	5th	-20.5	Fiers (6-5)	Hamels (4-8)			3:08	29,174	
91	7/8	at Detroit	W, 3-0	40-51	5th	-20.5	Bibens-Dirix (2-2)	Fulmer (3-8)		Kela (22)	2:48	22,047	
92	7/9	at Boston	L, 0-5	40-52	5th	-20.5	Rodriguez (11-3)	Minor (6-5)			2:52	36,754	
93	7/10	at Boston	L, 4-8	40-53	5th	-21.5	Barnes (3-2)	Gallardo (3-1)			2:56	36,883	
94	7/11	at Boston	L, 2-4	40-54	5th	-21.5	Sale (10-4)	Colon (5-7)		Kimbrel (28)	2:58	36,920	
7/12		OFF DAY			5th	-21.0							
95	7/13	at Baltimore	W, 5-4	41-54	5th	-21.0	Hamels (5-8)	Cobb (2-12)		Kela (23)	3:08	17,348	
96	7/14	at Baltimore	L, 0-1	41-55	5th	-22.0	Brach (1-2)	Perez (2-4)		Britton (3)	2:45	38,328	
97	7/15	at Baltimore	L, 5-6	41-56	5th	-22.0	Scott (1-1)	Minor (6-6)		Britton (4)	3:02	18,754	
7/16		ALL-STAR BREAK			5th	-22.0							
7/17		ALL-STAR GAME			5th	-22.0							
7/18		ALL-STAR BREAK			5th	-22.0							
7/19		ALL-STAR BREAK			5th	-22.0							
98	7/20	CLEVELAND	L, 8-9 (11)	41-57	5th	-23.0	McAllister (1-2)	Moore (1-6)		Otero (1)	4:48	28,253	1,340,102
99	7/21	CLEVELAND	L, 3-16	41-58	5th	-24.0	Canassio (12-5)	Colon (5-8)			3:11	21,532	1,371,634
100	7/22	CLEVELAND	W, 5-0	42-58	5th	-23.0	Gallardo (4-1)	Clevinger (7-6)			2:33	21,829	1,393,463
101	7/23	OAKLAND	L, 3-15	42-59	5th	-23.5	Anderson (2-2)	Hamels (5-7)			3:13	18,744	1,412,207
102	7/24	OAKLAND	L, 10-13(10)	42-60	5th	-24.5	Familia (2-0)	Leblanc (Dirix) (2-3)		Treinen (25)	4:08	18,249	1,430,456
103	7/25	OAKLAND	L, 5-6	42-61	5th	-24.5	Trivino (8-1)	Bibens-Dirix (3)		Treinen (26)	3:48	20,549	1,451,005
104	7/26	OAKLAND	L, 6-7	42-62	5th	-25.0	Cahill (2-2)	Colon (5-9)		Treinen (27)	3:27	20,533	1,471,538
105	7/27	at Houston	W, 11-2	43-62	5th	-24.0	Gallardo (5-1)	Keuchel (8-9)			3:23	42,592	
106	7/28	at Houston	W, 7-3	44-62	5th	-23.0	Jurado (1-1)	Verlander (10-6)			2:44	43,093	
107	7/29	at Houston	W, 4-3	45-62	5th	-22.0	Minor (7-6)	McCullers (10-6)		Kela (24)	3:01	40,560	
108	7/30	at Arizona	W, 9-5	46-62	5th	-21.0	Butler (1-0)	Andriese (0-1)			3:33	20,639	
109	7/31	at Arizona	L, 0-6	46-63	5th	-22.0	Godley (12-6)	Colon (5-10)			2:45	21,877	
8/1		OFF DAY			5th	-22.5							
110	8/2	BALTIMORE	W, 17-8	47-63	5th	-22.0	Gallardo (6-1)	Cashner (3-10)		Butler (1)	3:20	19,367	1,490,905
111	8/3	BALTIMORE	W, 11-3	48-63	5th	-22.0	Jurado (2-1)	Hess (2-6)			2:33	22,544	1,513,449
112	8/4	BALTIMORE	W, 3-1	49-63	5th	-22.0	Minor (8-6)	Bundy (7-10)		Leclerc (1)	2:25	24,000	1,537,749
113	8/5	BALTIMORE	L, 6-9	49-64	5th	-22.0	Scott (2-2)	Hutchinson (0-1)		Givens (2)	3:19	19,961	1,557,710
114	8/6	SEATTLE	L, 3-4 (12)	49-65	5th	-23.0	Tuivailala (1-0)	Butler (1-1)		Diaz (42)	3:54	17,759	1,575,469
115	8/7	SEATTLE	W, 11-4	50-65	5th	-23.0	Colon (6-10)	Hernandez (8-10)			2:26	17,575	1,593,044
116	8/8	SEATTLE	W, 11-7	51-65	5th	-22.5	Gallardo (7-1)	Gonzales (12-7)			3:13	20,116	1,613,160
117	8/9	at New York-AL	L, 3-7	51-66	5th	-22.5	Happ (12-6)	Jurado (2-2)			2:31	43,455	
118	8/10	at New York-AL	W, 12-7	52-66	5th	-21.5	Minor (9-8)	Tanaka (9-3)			3:34	45,198	
119	8/11	at New York-AL	L, 3-5	52-67	5th	-21.5	Betancos (3-3)	Martin (3-3)		Chapman (30)	3:16	45,933	
120	8/12	at New York-AL	L, 2-7	52-68	5th	-21.5	Batthia (7-4)	Perz (2-5)			2:59	41,304	
121	8/13	ARIZONA	W, 5-3	53-68	5th	-21.0	Colon (7-10)	Greinke (12-8)		Leclerc (2)	2:51	18,204	1,631,364
122	8/14	ARIZONA	L, 4-6	53-69	5th	-21.0	Corbin (10-4)	Gallardo (7-2)		Boxberger (27)	3:08	19,353	1,650,717
8/15		OFF DAY			5th	-21.5							
123	8/16	LOS ANGELES-AL	W, 8-6	54-69	5th	-21.0	Moore (2-6)	Anderson (3-3)		Leclerc (3)	2:53	18,398	1,669,115
124	8/17	LOS ANGELES-AL	W, 4-6	55-69	5th	-20.0	Hutchinson (1-1)	Despaigne (0-1)		Leclerc (4)	2:56	27,816	1,696,931
125	8/18	LOS ANGELES-AL	L, 7-11	55-70	5th	-20.0	Bedrosian (5-2)	Bundy (1-2)			3:28	24,768	1,721,699
126	8/19	LOS ANGELES-AL	W, 4-2	56-70	5th	-20.0	Moore (3-6)	Ramirez (4-4)		Leclerc (5)	2:35	25,681	1,748,380
127	8/20	at Oakland	L, 0-9	56-71	5th	-20.0	Fiers (9-8)	Colon (7-11)			2:48	9,341	
128	8/21	at Oakland	L, 0-6	56-72	5th	-21.0	Anderson (3-3)	Jurado (2-3)			2:26	11,579	
129	8/22	at Oakland	W, 4-2	57-72	5th	-21.0	Minor (10-6)	Jackson (4-3)		Leclerc (6)	3:03	13,139	
8/23		OFF DAY			5th	-21.0							
130	8/24	at San Francisco	W, 7-6 (10)	58-72	5th	-21.0	Garrin (1-0)	Dyson (3-3)		Leclerc (7)	3:48	39,845	
131	8/25	at San Francisco	L, 3-5	58-73	5th	-22.0	Suarez (5-9)	Pérez (6-9)		Melancon (2)	3:08	40,287	
132	8/26	at San Francisco	L, 1-3	58-74	5th	-23.0	Holland (7-8)	Gallardo (7-3)		Melancon (3)	2:35	39,260	
8/27		OFF DAY			5th	-23.5							
133	8/28	LOS ANGELES-NL	L, 4-8	58-75	5th	-23.5	Ferguson (5-2)	Jurado (2-4)			3:19	30,123	1,778,503
134	8/29	LOS ANGELES-NL	L, 1-3	58-76	5th	-24.5	Wood (8-6)	Minor (10-7)		Maeda (1)	2:49	29,181	1,807,684
8/30		OFF DAY			5th	-24.0							
135	8/31	MINNESOTA	L, 7-10	58-77	5th	-24.0	Magill (3-2)	Moore (3-7)			3:42	22,808	1,830,492
136	9/1	MINNESOTA	W, 7-4	59-77	5th	-24.0	Gallardo (8-3)	Berrios (11-10)		Leclerc (8)	2:52	32,175	1,862,667
137	9/2	MINNESOTA	W, 18-0	60-77	5th	-24.0	Mendez (1-1)	Moya (3-1)		Butler (2)	3:09	23,428	1,886,090
138	9/3	LOS ANGELES-AL	L, 1-3	60-78	5th	-25.0	Cole (1-2)	Curtis (0-1)		Parker (14)	3:10	21,048	1,907,138
139	9/4	LOS ANGELES-AL	W, 4-2	61-78	5th	-25.0	Minor (11-7)	Heaney (8-9)		Leclerc (9)	2:44	17,625	1,924,763
140	9/5	LOS ANGELES-AL	L, 3-9	61-79	5th	-26.0	Barria (10-8)	Colon (7-12)			3:12	19,966	1,944,729
9/6		OFF DAY			5th	-26.0							
141	9/7	at Oakland	L, 4-8	61-80	5th	-27.0	Pettit (7-3)	Gallardo (8-4)			3:17	15,572	
142	9/8	at Oakland	L, 6-8	61-81	5th	-28.0	Buchter (4-0)	Martin (1-4)		Treinen (37)	3:25	20,504	
143	9/9	at Oakland	L, 3-7	61-82	5th	-28.0	Kelley (1-0)	Jurado (2-5)			2:59	27,932	
144	9/10	at Los Angeles-AL	W, 5-2	62-82	5th	-28.0	Minor (12-7)	Barria (10-9)		Leclerc (10)	3:10	32,891	
145	9/11	at Los Angeles-AL	L, 0-1	62-83	5th	-29.0	Ramirez (5-5)	Sampson (0-1)		Buttrey (2)	2:45	33,756	
146	9/12	at Los Angeles-AL	L, 1-8	62-84	5th	-30.0	Pena (3-4)	Gallardo (8-5)			2:50	33,028	
9/13		OFF DAY			5th	-30.0							
147	9/14	at San Diego	W, 4-0	63-84	5th	-29.0	Méndez (2-1)	Erin (3-3)			2:42	22,740	
148	9/15	at San Diego	W, 3-3	64-84	5th	-29.0	Jurado (3-5)	Castillo (2-3)		Leclerc (11)	3:10	28,833	
149	9/16	at San Diego	L, 6-7	64-85	5th	-30.0	Yates (5-3)	Springs (0-1)			3:15	22,242	
150	9/17	TAMPA BAY	L, 0-3	64-86	5th	-30.0	Glasnow (1-4)	Sampson (0-2)		Romo (22)	2:41	21,840	1,966,569
151	9/18	TAMPA BAY	L, 0-4	64-87	5th	-31.0	Snell (20-5)	Gallardo (8-6)			3:04	23,523	1,990,092
152	9/19	TAMPA BAY	L, 3-9	64-88	5th	-31.0	Yarbrough (15-5)	Méndez (2-2)			2:55	25,168	2,015,260
9/20		OFF DAY			5th	-31.0							
153	9/21	SEATTLE	W, 8-3 (7)	65-88	5th	-31.0	Jurado (4-5)	Ramirez (2-4)			2:17	29,420	2,044,680
154	9/22	SEATTLE	L, 0-13	65-89	5th	-32.0	Gonzales (13-9)	Minor (12-8)			3:07	31,158	2,075,838
155	9/23	SEATTLE	W, 6-1	66-89	5th	-32.0	Springs (1-1)	LeBlanc (8-5)			2:56	31,269	2,107,107
156	9/24	at Los Angeles-AL	L, 4-5 (11)	66-90	5th	-33.0	Cole (3-2)	Moore (3-8)			3:12	29,052	
157	9/25	at Los Angeles-AL	L, 1-4	66-91	5th	-34.0	Ramirez (7-5)	Gallardo (8-7)		Robles (1)	3:01	36,308	
158	9/26	at Los Angeles-AL	L, 2-3	66-92	5th	-34.0	Alvarez (6-4)	Martin (1-5)		Johnson (2)	2:41	35,991	
159	9/27	at Seattle	W, 2-0	67-92	5th	-33.5	Jurado (5-5)	Duke (5-5)		Leclerc (12)	2:36	15,799	
160	9/28	at Seattle	L, 1-12	67-93	5th	-34.5	Pérez (2-7)	LeBlanc (9-5)			3:47	23,598	
161	9/29	at Seattle	L, 6-4	67-94	5th	-36.0	Vincent (4-4)	Sampson (0-3)		Diaz (57)	2:37	31,780	
162	9/30	at Seattle	L, 1-3	67-95	5th	-36.0	Elias (3-1)	Gallardo (8-8)		Armstrong (1)	2:14	21,146	



2018 MISCELLANEOUS STATISTICS

FRONT OFFICE

COACHES

PLAYERS

2018 REVIEW

OPPONENTS

RECORDS

DEVELOPMENT

MEDIA

TEXAS TEAM BATTING

Runs, Game	18, Sept. 2 vs. MIN
Runs, Inning	9, Sept. 2 vs. MIN (6th)
Hits, Game	19, 2x, Sept. 2 vs. MIN; August 8 vs. SEA
Hits, Inning	7, Sept. 2 vs. MIN
Fewest Hits, Game	2, 5x, last Sept. 17 vs. TB
Doubles	8, August 8 vs. SEA
Triples	2, 2x, June 16 vs. COL; May 25 vs. KC
Home Runs	6, Sept. 2 vs. MIN
Home Runs, Both Clubs	8, 3x, last Sept. 2 vs. MIN (TEX-6; MIN-2)
Extra Base Hits	13*, Sept. 2 vs. MIN
Total Bases	45, Sept. 2 vs. MIN
Stolen Bases	4, July 22 vs. CLE
Walks	10, August 2 vs. BAL
Strikeouts	19, July 29 at HOU
Left on Base (9 innings)	17#, June 9 vs. HOU
Left on Base (Extras)	15, July 20 vs. CLE

TEXAS INDIVIDUAL BATTING

Hits	5, Odor, July 28 at HOU
Runs	4, 2x, last DeShields, June 17 vs. COL
Home Runs	3, Guzmán, August 10 at NYY
RBI	5, 4x, last Beltré, Sept. 21 vs. SEA
Total Bases	12, 2x, last Guzmán, Aug. 10 at NYY
Doubles	2, 17x, last Profar, Sept. 21 vs. SEA
Triples	1, 24x, last Tocci, Sept. 2 vs. MIN
Extra-Base Hits	3, 4x, Profar/Mazara, Sept. 2 vs. MIN
Stolen Bases	2, DeShields 6x, last Sept. 9 at OAK
Walks	5#, Odor, August 2 vs. BAL
Strikeouts	4, 12x, last Gallo, Sept. 26 at LAA
Hitting Streak	19, Andrus, July 15-Aug. 8

TEXAS TEAM PITCHING

Strikeouts	14, May 9 vs. DET (10 inn.)
Walks	9, June 13 at LAD (11 inn.)
Fewest Walks	0, 8x, last August 12 at NYY
Runs Allowed, Game	16, July 21 vs. CLE
Runs Allowed, Inning	8, August 31 vs. MIN (5th)
Hits Allowed, Game	21, July 21 vs. CLE
Hits Allowed, Inning	7, 4x, last August 31 vs. MIN (5th)
Home Runs	5, 3x, last, Aug. 9 at NYY
Consecutive Scoreless Innings	16.0, July 7-8

TEXAS INDIVIDUAL PITCHING

Innings, Starter	8.0, Colon, July 6 at DET
Fewest Innings, Starter	0.2, Hamels, July 7 at DET
Innings, Reliever	5.0, 2x, last Méndez, Sept. 14 at SD
Strikeouts, Starter	11, Hamels, April 3 at OAK
Strikeouts, Reliever	6, Moore, July 7 at DET
Runs Allowed	11, Bibens-Dirix, July 21 vs. CLE
Earned Runs Allowed	11, Bibens-Dirix, July 21 vs. CLE
Hits Allowed	13, Bibens-Dirix, July 21 vs. CLE
Home Runs Allowed	4, 3x, last Jurado, Aug. 9 at NYY
Pitches	114, Bibens-Dirix, July 3 vs. HOU

TEXAS MISCELLANEOUS

Winning Streak	7, June 16-23
Losing Streak	7, June 7-15
Longest Game, Innings	12.0, 2x, Aug. 6 vs. SEA; May 1 at CLE
Longest Game, Time, 9 inn.	3:56, April 30 at CLE
Longest Game, Time, Xtra.	4:48, July 20 vs. CLE
Shortest Game, Time	2:05, July 6 at DET
Largest Crowd, Home	47,233, March 29 vs. HOU
Largest Crowd, Road	48,603, June 12 at LAD
Winning Margin	14, Sept. 2 vs. MIN (18-4)
Losing Margin	13, 2x, last Sept. 22 vs. SEA (0-13)
Largest Deficit in Win	6, August 24 at SF (trailed 6-0 after 4 inn.)
Largest Deficit in 9th, Win	3, June 17 vs. COL (trailed 12-9)
Largest Lead in Loss	8, July 24 vs. OAK (led 10-2 after 6 inn.)
Errors	3, 4x, last Aug. 28 vs. LAD

*-CLUB RECORD

#-TIES CLUB RECORD

STARTS BY BATTING ORDER

	1	2	3	4	5	6	7	8	9
Alberto	-	-	-	-	-	-	-	1	6
Andrus	2	26	68	-	-	-	-	-	-
Beltré	-	5	87	21	-	-	-	-	-
Calhoun	-	1	-	-	1	4	19	1	-
Centeno	-	-	-	-	-	-	4	3	2
Chirinos	-	-	-	-	2	20	48	35	-
Choo	100	40	1	-	1	2	-	-	-
DeShields	49	8	-	-	-	-	-	1	35
Gallo	-	9	1	2	47	40	28	9	-
Guzmán	-	-	-	-	5	16	23	40	21
Kiner-Falefa	-	10	16	3	3	21	19	19	6
Mazara	-	-	52	61	13	-	-	-	-
Núñez	-	-	-	-	1	4	3	2	1
Odor	6	50	2	1	26	11	22	7	-
Pérez	-	-	-	-	-	-	1	2	12
Profar	5	18	17	11	42	38	5	1	-
Robinson	-	-	-	-	-	-	1	7	22
Rua	-	-	-	-	1	9	4	12	13
Tocci	-	-	-	-	-	-	-	4	32
Trevino	-	-	-	-	-	-	-	-	1
PITCHERS	-	-	-	-	-	-	-	-	10

STARTS BY POSITION

	C	1B	2B	3B	SS	LF	CF	RF	DH
Alberto	-	3	1	3	-	-	-	-	-
Andrus	-	-	-	96	-	-	-	-	-
Beltré	-	-	69	-	-	-	-	44	-
Calhoun	-	-	-	-	25	-	-	1	-
Centeno	9	-	-	-	-	-	-	-	3
Chirinos	102	-	-	-	-	-	-	-	8
Choo	-	-	-	-	-	26	-	33	85
DeShields	-	-	-	-	-	-	93	-	-
Gallo	-	32	-	-	-	74	11	15	4
Guzmán	-	105	-	-	-	-	-	-	-
Kiner-Falefa	35	-	19	38	2	-	-	-	-
Mazara	-	-	-	-	1	-	113	12	-
Núñez	-	-	8	-	3	-	-	-	-
Odor	-	-	123	-	-	-	-	-	2
Pérez	15	-	-	-	-	-	-	-	-
Profar	-	20	9	46	61	-	-	-	1
Robinson	-	-	8	-	-	1	21	-	-
Rua	-	5	-	-	-	31	2	1	-
Tocci	-	-	-	-	-	1	35	-	-
Trevino	1	-	-	-	-	-	-	-	-

HOME RUNS

At Home	106	On The Road	88	Solo	119
2-Run	48	3-Run	23	Grand Slams	4

2-HR GAMES (10)

Gallo	3
Mazara	2
Profar	1
Odor	1
Choo	1
Chirinos	1
Beltré	1

3-HR GAMES (1)

Guzmán	1
--------	---

GRAND SLAMS (4)

Choo	1
Guzmán	1
Andrus	1
Odor	1

GAME-ENDING HR (2)

Choo	1
Mazara	1

LEADOFF HR (4)

Choo	4
------	---

PINCH-HIT HR (2)

Gallo	1
Rua	1

BACK-TO-BACK HOMERS (5):

Profar/Chirinos, 4/28 at TOR	Chirinos/Gallo, 7/20 vs. CLE
Gallo/Kiner-Falefa, 5/1 at CLE	Gallo/Kiner-Falefa, 8/3 vs. BAL
Profar/Gallo, 6/6 vs. OAK	

INSIDE THE PARK HOMERS (1): Odor, 7/28 at HOU

HR BY PITCHERS: None

RECORD BY HOME RUNS

	0	1	2	3	4	5	6
12-42	21-37	17-10	8-6	6-0	2-0	1-0	

CATCHING BREAKDOWN

	CS	SBA	CS%	PB	PO'S
Centeno	0	0	0.0	1	0
Chirinos	3	56	5.4	5	3
Pérez	4	10	40.0	3	0
Trevino	0	0	-	0	0
Kiner-Falefa	7	24	29.2	4	1

Stolen bases against pitchers: 0-for-2 (0 SB, 2 CS)



RECORD BY DAYS		RECORD BY MONTH	
Monday	6-14	March	1-2
Tuesday	9-16	April	10-17
Wednesday	10-13	May	13-16
Thursday	6-7	June	14-11
Friday	15-12	July	8-17
Saturday	12-15	August	12-14
Sunday	9-18	September	9-18

RECORD BY RUNS											
	0	1	2	3	4	5	6	7	8	9	10+
Scored	0-12	1-18	1-17	5-17	9-11	10-9	8-4	11-4	6-2	3-0	13-1
Allowed	5-0	9-2	12-2	10-14	14-9	6-10	6-13	2-12	1-11	0-10	2-12

RUNS BY INNINGS											
	1	2	3	4	5	6	7	8	9	10+	
Texas	60	96	81	98	68	99	83	86	57	9	
Opp.	102	103	97	101	97	92	108	78	61	9	

OUTFIELD ASSISTS		PICKOFFS BY PITCHERS	
Gallo	8	Claudio/Minor/Pérez	2
Mazara	7	Barnette/Colon/Fister/Martin/Tocci	1
DeShields	6	Mendez	1
Choo/Robinson/Rua	2		
Calhoun/Tocci	1		

INFIELD HITS		BUNT BASE HITS	
DeShields	22	DeShields	12
Mazara	16	Odor	8
Odor	15	Gallo	2
Kiner-Falefa	13	Chirinos	1
Choo	12	Choo	1
Profar	12	Robinson	1
Andrus	10	Tocci	1
Beltré	10		
Guzmán	8		
Gallo	7		
Chirinos	5		
Tocci	4		
Calhoun/Nunez/Robinson	2		
Alberto	1		

GO-AHEAD RBI		GAME-WINNING RBI		2-OUT RBI	
Profar	19	Profar	13	Profar	36
Beltré	15	Beltré	8	Mazara	35
Gallo	14	Odor	8	Chirinos	24
Chirinos	13	Chirinos	7	Gallo	24
Guzmán	12	Gallo	6	Beltré	21
Odor	11	Guzmán	6	Choo	21
Choo	10	Choo	4	Andrus	21
Mazara	10	Mazara	4	Odor	15
DeShields	5	DeShields	3	Guzmán	14
Andrus	3	Andrus	3	Kiner-Falefa	12
Calhoun	2	Rua	2	DeShields	10
Kiner-Falefa	2	Tocci	1	Calhoun	2
Rua	2	Trevino	1	Kiner-Falefa	2
Tocci	2			Rua	2
Núñez	1			Tocci	2
Trevino	1			Centeno	1
				Núñez	1
				Robinson	1
				Trevino	1

RANGERS AT A GLANCE	
Record	67-95
Home	34-47
Road	33-48
Streak	Lost 3
Last Homestand	2-4
Last Road Trip	1-5
Last Series	1-3 at SEA
Series Won/Lost/Tied	17-27-7
Last Win	2-0, 9/27 at SEA
Last Loss	1-3, 9/30 at SEA
Come From Behind Wins	30
Losses After Lead	32
Last Shutout by Rangers	2-0, 9/27 at SEA
Last Shutout by Opponent	0-13, 9/22 vs SEA
March/April Record 2017/2018	11-14/11-9
May Record 2017/2018	15-14/13-16
June Record 2017/2018	13-13/14-11
July Record 2017/2018	11-14/8-17
August Record 2017/2018	16-12/12-14
September/October 2017/2018	12-16/9-18
Pre-All Star	41-56
Post-All Star	26-39
Score 4 or More Runs/Score Fewer than 4 Runs	60-31/7-64
Score First	42-26
Opp. Score First	25-69
Games Decided in last at-bat	12-18
1-Run/2-Run Games	12-19/15-20
Day/Night	18-28/49-67
Grass/Turf	64-92/3-3
vs. West/Central/East/NL	28-48/18-15/12-21/9-11
Ahead After 6 1/2	51-8/57-6/58-3
Behind After 6 1/2	9-7/5-8/13-85
Tied After 6 1/2	7-12/5-8/5-7
Rangers Commit Error/Error-Free	27-55/40-40
Rangers Homer/Don't Homer	55-53/12-42
Wearing Blue (Home)	10-15
Wearing Blue (Road)	22-26
Wearing Red (Home only)	12-9
Wearing Gray	10-20
Wearing White w/ red	6-7
Wearing White w/ blue	6-16
Players Weekend	1-2
Extra Inning Games/Home/Road	7-12/4-5/3

2018 DISABLED LIST

PLAYER	INJURY	PLACED (RETRO)	REINSTATED	GAMES MISSED	RECORD
Clayton Blackburn	Grade 1 UCL Strain in Right Elbow	March 19	-	162	67-95
Ronald Herrera	Right Shoulder Inflammation	March 21	-	162	67-95
Doug Fister	Right Knee Strain	June 10 (June 9)	-	97	40-57
Matt Bush	Right Elbow Strain	June 15 (June 14)	-	92	40-52
Tony Barnette	Right Shoulder Strain	July 4	-	76	29-47
Nick Gardewine	Right Forearm Strain	August 25	-	32	9-23
Martin Pérez	Recovery from Right Elbow Surgery	March 29 (March 26)	April 5	7	2-5
Tony Barnette	Lower Back Strain	March 29 (March 26)	April 10	12	4-8
Delino DeShields	Hamate Bone Fracture in Left Hand	March 31	April 22	20	6-14
Doug Fister	Right Hip Strain	April 10	April 25	13	4-9
Tony Barnette	Right Shoulder Inflammation	April 17 (April 15)	April 27	10	4-6
Adrián Beltré	Left Hamstring Strain	April 25	May 8	12	6-6
Rougned Odor	Left Hamstring Strain	April 10	May 11	27	11-16
Chris Martin	Right Forearm Irritation	May 2 (May 1)	May 20	17	7-10
Drew Robinson	Left Hip Soreness	May 7 (May 5)	May 21	12	5-7
Ricardo Rodríguez	Right Biceps Tendinitis	March 29 (March 26)	May 29	56	22-34
Matt Moore	Right knee soreness	May 19	May 30	11	6-5
Adrián Beltré	Left Hamstring Strain	May 15 (May 14)	May 31	16	9-7
Carlos Tocci	Bruised Left Hip	April 22	June 2	38	18-20
Tim Lincecum	Blisters on Right Middle Finger	March 29 (March 26)	June 5	62	25-37
Elvis Andrus	Right Elbow Fracture	April 13 (April 12)	June 18	59	25-34
Chris Martin	Right Calf Strain	June 15 (June 12)	June 22	8	5-3
Ronald Guzmán	Concussion List	June 26	July 3	5	3-2
Martin Pérez	Right Elbow Discomfort	April 30	July 14	66	30-36
Carlos Pérez	Right Ankle Sprain	June 16	July 16	26	14-12
Joe Palumbo	Recovery from Left Elbow Surgery	February 23	July 16	97	41-56
Alex Claudio	Left Ankle Sprain	July 14 (July 11)	July 21	5	1-4
Chris Martin	Left Groin Strain	July 5	July 31	21	8-13
Delino DeShields	Concussion List	Aug. 3	August 12	9	5-4
Nomar Mazara	Right Thumb Sprain	July 20 (July 17)	August 16	25	12-13
Delino DeShields	Fractured Tip of Right Middle Finger	August 17	Sept. 1	12	4-8
Bartolo Colon	Lower back strain	August 24 (August 21)	Sept. 1	8	2-6
Hanser Alberto	Right hamstring strain	August 25	Sept. 4	8	2-6
Ryan Rua	Muscle spasms in back	July 28 (July 27)	Sept. 10	39	19-20

2018 TRANSACTIONS

FRONT OFFICE

COACHES

PLAYERS

2018 REVIEW

OPONENTS

RECORDS

DEVELOPMENT

MEDIA

DATE

Feb. 4
Feb. 5
Feb. 12
Feb. 16
Feb. 21
Feb. 23
Feb. 24
Feb. 28
March 7
March 9

TRANSACTION

RHP Bartolo Colon signed to minor league contract.
INF Darwin Barney signed to minor league contract.
INF Trevor Plouffe signed to minor league contract.
RHP Edinson Vólquez signed to minor league contract.
RHP Miguel Medrano traded to Cincinnati Reds in exchange for international slot compensation.
RHP Jesse Chavez signed as free agent to one-year contract...LHP Joe Palumbo placed on 60-day disabled list for recovery from left elbow surgery.
Twenty pre-arbitration players agreed to terms on 2018 contracts: Clayton Blackburn, Matt Bush, Willie Calhoun, Delino DeShields, Joey Gallo, Ronald Guzman, Jonathan Hernandez, Ronald Herrera, Ariel Jurado, Ishik Kiner-Falecia, Jose Leclerc, Brett Martin, Nomar Mazara, Yohannder Mendez, Brett Nicholas, Drew Robinson, Ricky Rodriguez, Connor Sadzeck, Carlos Tocci, Jose Trevino.
Three pre-arbitration players agreed to terms on 2018 contracts: Alex Claudio, Nick Gardewine, Joe Palumbo.
RHP Domingo Pena traded to Kansas City Royals in exchange for international slot compensation.
RHP Tim Lincecum signed as free agent to one-year contract...C Brett Nicholas designated for assignment.
LHP-OF Anthony Gose received back from Houston, given non-roster invitation to major league camp, and assigned outright to Round Rock (AAA)...RHP Ariel Jurado and LHP Brett Martin optioned to Round Rock (AA)...RHP Jonathan Hernandez optioned to Down East (A+)...LHP Jeffrey Springs, INF Andy Ibanez, and OF Jose Cardona assigned to minor league camp.
OF Willie Calhoun, INF Ronald Guzman, C/INF Isiah Kiner-Falecia, and RHP Connor Sadzeck optioned to Round Rock (AAA)...C Jose Trevino optioned to Frisco (AA)...INF Hanser Alberto, RHP Austin Bibens-Dirix, RHP Paolo Espinoza, RHP Reed Garrett, OF Scott Heineman, RHP David Hurlbut, INF Christian Lopez, RHP Adrian Sampson, and RHP Taylor Scott...C Brett Nicholas assigned outright to Round Rock (AAA) and invited to major league camp.
RHP Nick Gardewine optioned to Round Rock (AAA).
LHP Jonathon Niese released.
LHP Yohannder Mendez optioned to Round Rock (AAA)...RHP Deolis Guerra reassigned to minor league camp.
1B Tommy Joseph received on waiver claim from Philadelphia...RHP Clayton Blackburn placed on 60-day disabled list with right elbow strain...2B Darwin Barney and RHP Erik Goeddel released.
INF Eliezer Alvarez received on waiver claim from Philadelphia...C Curt Casali released.
INF Eliezer Alvarez optioned to Frisco (AA).
INF Trevor Plouffe released...1B Tommy Joseph optioned to Frisco (AA)...RHP Bartolo Colon released.
C Michael Ohlman traded to Boston in exchange for cash considerations.
RHP Bartolo Colon and INF Trevor Plouffe re-signed to minor league contracts.
RHP Steve Delabar, C Brett Nicholas, and OF Destin Hood assigned to Round Rock (AAA)...RHPs Chi Chi Gonzalez, Shawn Tolson, and Edinson Vólquez, and LHP Anthony Gose reassigned to minor league camp.
March 29
RHP Kevin Jepsen contract selected from Round Rock (AAA)...1B Tommy Joseph designated for assignment...RHP Tony Barnette placed on 10-day disabled list, retroactive to March 26, with lower back strain...RHP Tim Lincecum placed on 10-day disabled list, retroactive to March 26, with blister on right middle finger...LHP Martin Pérez placed on 10-day disabled list, retroactive to March 26, continuing recovery from right elbow surgery...RHP Ricardo Rodriguez placed on 10-day disabled list, retroactive to March 26, with right biceps tendinitis.

OPENING DAY ROSTER - MARCH 29, 2018 VS. HOUSTON

PITCHERS (12)

★ Matt Bush, Jesse Chavez, Alex Claudio, Jake Diekmann, Doug Fister, Cole Hamels, Kevin Jepsen, Keone Kela, Jose Leclerc, Chris Martin, Mike Minor, Matt Moore

CATCHERS (2)

★ Juan Centeno, Robinson Chirinos

INFELDERS (5)

★ Elvis Andrus, Adrian Beltre, Joey Gallo, Rougned Odor, Jurickson Profar

OUTFIELDERS (6)

★ Shin-Soo Choo, Delino DeShields, Nomar Mazara, Drew Robinson, Ryan Rua, Carlos Tocci

DISABLED LIST (7)

★ Tony Barnette, Clayton Blackburn (60-day), Ronald Herrera (60-day), Tim Lincecum, Joe Palumbo (60-day), Martin Perez, Ricardo Rodriguez

March 31 OF Delino DeShields placed on 10-day disabled list with fractured hamate bone in left hand...RHP Nick Gardewine recalled from Round Rock (AAA).
April 2 RHP Bartolo Colon contract selected from Round Rock (AAA)...RHP Nick Gardewine optioned to Round Rock...RHP Ricardo Rodriguez transferred from the 10-day to the 60-day disabled list...1B Tommy Joseph assigned outright to Frisco (AA).
April 3 C Cameron Rupp signed to minor league contract and assigned to Round Rock (AAA).
April 5 LHP Martin Pérez reinstated from 10-day disabled list...RHP Jose Leclerc optioned to Round Rock (AAA)...RHP Tony Barnette assigned to Frisco (AA) on injury rehabilitation assignment.
April 6 C Brett Nicholas traded to San Diego Padres in exchange for a player to be named later or cash considerations.
April 10 2B Rougned Odor placed on 10-day disabled list with left hamstring strain...RHP Doug Fister placed on 10-day disabled list with right hip strain...RHP Tony Barnette activated from the disabled list...INF/C Isiah Kiner-Falecia recalled from Round Rock (AAA).
April 13 SS Elvis Andrus placed on 10-day disabled list, retroactive to April 12, with right elbow fracture...1B Ronald Guzman recalled from Round Rock (AAA)...RHP Yovani Gallardo signed to minor league contract and assigned to Round Rock (AAA).
April 15 INF-OF Renato Núñez claimed on waivers from Oakland A's...RHP Tim Lincecum transferred from the 10-day to the 60-day disabled list.
April 16 INF-OF Renato Núñez added to active roster...OF-1B Ryan Rua optioned to Round Rock (AAA).
April 17 RHP Tony Barnette placed on 10-day disabled list, retroactive to April 15, with right shoulder inflammation...OF-1B Ryan Rua recalled from Round Rock (AAA).
April 19 OF Delino DeShields sent to Frisco (AA) on injury rehabilitation assignment...OF Julio Pablo Martinez signed as international free agent.
April 21 RHP José Leclerc recalled from Round Rock (AAA)...OF Ryan Rua optioned to Round Rock.
April 22 OF Delino DeShields activated from 10-day disabled list...OF Carlos Tocci placed on 10-day disabled list with bruised left hip.
April 25 3B Adrián Beltré placed on 10-day disabled list with left hamstring strain...RHP Doug Fister activated from 10-day disabled list...OF-1B Ryan Rua recalled from Round Rock (AAA)...RHP Matt Bush optioned to Round Rock.
April 27 RHP Tony Barnette activated from 10-day disabled list...RHP José Leclerc optioned to Round Rock (AAA).
April 30 LHP Martin Pérez placed on 10-day disabled list with right elbow discomfort...RHP José Leclerc recalled from Round Rock (AAA).
May 1 RHP Ricardo Rodriguez sent to Frisco (AA) on injury rehabilitation assignment.
May 2 RHP Chris Martin placed on 10-day disabled list with right forearm irritation...RHP Nick Gardewine recalled from Round Rock (AAA)...C Carlos Pérez received on waiver claim from Atlanta Braves...SS Elvis Andrus transferred from 10-day to 60-day disabled list.
May 3 LHP Yohannder Mendez recalled from Round Rock (AAA)...RHP Nick Gardewine optioned to Round Rock (AAA)...C Carlos Pérez added to active roster...C Juan Centeno designated for assignment.
May 5 2B Rougned Odor sent to Frisco (AA) on injury rehabilitation assignment.
May 7 INF/OF Drew Robinson placed on 10-day disabled list with left hip soreness...OF Eliezer Álvarez recalled from Frisco (AA)...RHP Tim Lincecum sent to Round Rock (AAA) on injury rehabilitation assignment...C Juan Centeno assigned outright to Round Rock (AAA).
May 8 3B Adrián Beltré activated from 10-day disabled list...OF Eliezer Álvarez optioned to Frisco (AA)...2B Rougned Odor transferred from Frisco to Round Rock (AAA) on injury rehabilitation assignment.
May 9 RHP Ricardo Rodriguez transferred from Frisco (AA) to Round Rock (AAA) on injury rehabilitation assignment.
May 11 2B Rougned Odor activated from 10-day disabled list...INF/OF Renato Núñez designated for assignment.
May 13 LHP Brandon Mann contract purchased from Round Rock (AAA)...LHP Yohannder Mendez optioned to Round Rock...INF/OF Renato Núñez sent to Baltimore Orioles on waiver claim.
May 14 RHP Chris Martin and OF Carlos Tocci sent to Frisco (AA) on injury rehabilitation assignments.
May 15 3B Adrián Beltré placed on 10-day disabled list, retroactive to May 14, with left hamstring strain...INF Hanser Alberto contract purchased from Round Rock (AAA).
May 19 RHP Ariel Jurado recalled from Frisco (AA)...LHP Matt Moore placed on 10-day disabled list with right knee soreness.
May 20 RHP Chris Martin activated from 10-day disabled list...RHP Ariel Jurado optioned to Frisco (AA)...INF/OF Drew Robinson sent to Frisco (AA) on injury rehabilitation assignment.
May 21 RHP Matt Bush recalled from Round Rock (AAA)...RHP Kevin Jepsen designated for assignment...INF/OF Drew Robinson activated from 10-day disabled list and optioned to Round Rock.
May 23 OF Carlos Tocci rehab assignment transferred from Frisco (AA) to Round Rock (AAA).
May 24 RHP Austin Bibens-Dirix contract purchased from Round Rock (AAA)...LHP Brandon Mann optioned to Round Rock.
May 25 RHP Kevin Jepsen rejected outright assignment to Round Rock (AAA) and placed on unconditional release waivers.
May 29 RHP Ricardo Rodriguez activated from 60-day disabled list and optioned to Round Rock (AAA)...OF Eliezer Álvarez designated for assignment.
May 30 LHP Matt Moore activated from 10-day disabled list...RHP Austin Bibens-Dirix optioned to Round Rock (AAA).
May 31 3B Adrián Beltré activated from 10-day disabled list...1B-OF Ryan Rua optioned to Round Rock.



DATE

TRANSACTION

June 15 RHP Matt Bush placed on 10-day disabled list, retroactive to 6/14, with right elbow strain...RHP Chris Martin placed on 10-day disabled list, retroactive to 6/12, with right calf strain...LHP Yohander Méndez recalled from Round Rock (AAA)...LHP Brandon Mann recalled from Round Rock...C Jose Trevino recalled from Frisco (AA)...RHP Deck McGuire received from Toronto on waiver claim and optioned to Round Rock...LHP Martín Pérez transferred from 10-day to 60-day disabled list...C Robinson Chirinos placed on MLB suspended list.

June 16 C Carlos Pérez placed on 10-day disabled list with right ankle sprain...OF Ryan Rua recalled from Round Rock (AAA)...C Robinson Chirinos reinstated from MLB suspended list...SS Elvis Andrus injury rehabilitation assignment transferred from Frisco (AA) to Round Rock.

June 17 RHP Yovani Gallardo contract purchased from Round Rock (AAA)...LHP Brandon Mann optioned to Round Rock...RHP Doug Fister transferred from 10-day to 60-day disabled list...OF Ryan Rua optioned to Round Rock (AAA) after the game.

June 18 SS Elvis Andrus activated from 60-day disabled list...RHP Ricardo Rodríguez recalled from Round Rock (AAA)...C Jose Trevino optioned to Frisco (AA)...RHP Deck McGuire designated for assignment.

June 19 RHP Austin Bibens-Dirix recalled from Round Rock (AAA)...LHP Yohander Méndez optioned to Round Rock...RHP Deck McGuire traded to Los Angeles Angels in exchange for cash considerations.

June 21 RHP Ricardo Rodríguez optioned to Round Rock (AAA).

June 22 RHP Chris Martin activated from 10-day disabled list.

June 24 LHP Joe Palumbo sent to AZL Rangers (R) on injury rehabilitation assignment.

June 25 LHP Martín Pérez sent to Hickory (A) on injury rehabilitation assignment.

June 26 1B Ronald Guzmán placed on 7-day concussion list...INF/OF Ryan Rua recalled from Round Rock (AAA).

June 28 C Carlos Pérez sent to Frisco (AA) on injury rehabilitation assignment.

June 30 LHP Martín Pérez injury rehabilitation assignment transferred from Hickory (A) to Frisco (AA).

July 3 1B Ronald Guzmán activated from 7-day concussion list...RHP Chris Martin optioned to Round Rock (AAA).

July 4 RHP Tony Barnette placed on 10-day disabled list with right shoulder strain...RHP Chris Martin recalled from Round Rock (AAA).

July 5 RHP Chris Martin placed on 10-day disabled list with left groin strain...RHP Ricardo Rodríguez recalled from Round Rock (AAA).

July 8 RHPs Cory Gearin and Jason Bahr and OF Austin Jackson acquired from San Francisco for PTBNL or cash considerations...RHPs Tony Barnette and Matt Bush transferred from 10-day to 60-day disabled list...Bahr assigned to Down East (High-A).

July 9 RHP Cory Gearin added to 25-man roster...RHP Austin Bibens-Dirix optioned to Round Rock (AAA).

July 11 OF Austin Jackson designated for assignment.

July 14 LHP Martín Pérez activated from 60-day disabled list...LHP Alex Claudio placed on 10-day disabled list (retroactive to July 11) with left ankle sprain...OF Austin Jackson released.

July 16 C Carlos Pérez reinstated from 10-day disabled list and assigned outright to Round Rock (AAA)...LHP Joe Palumbo reinstated from 60-day disabled list and optioned to Down East (High-A)...OF Austin Jackson cleared release waivers and became a free agent.

July 19 LHP Tyler Thomas acquired from Chicago Cubs in exchange for RHP Jesse Chavez.

July 20 OF Nomar Mazara placed on 10-day disabled list, retroactive to July 17, with right thumb sprain...OF Willie Calhoun recalled from Round Rock (AAA).

July 21 LHP Alex Claudio activated from 10-day disabled list...RHP Austin Bibens-Dirix recalled from Round Rock (AAA)...RHP Ricardo Rodríguez optioned to Round Rock.

July 24 OF Delino DeShields optioned to Round Rock (AAA)...LHP Brandon Mann recalled from Round Rock.

July 27 RHPs Eddie Butler and Rollie Lacy and PTBNL acquired from Chicago Cubs for LHP Cole Hamels and cash considerations...Lacy assigned to Down East (High-A).

July 28 OF Ryan Rua placed on 10-day disabled list, retroactive to July 27 with muscle spasms in back...OF Delino DeShields recalled from Round Rock (AAA)...RHP Ariel Jurado recalled from Frisco (AA)...LHP Brandon Mann optioned to Round Rock.

July 29 RHP Chris Martin sent to Round Rock (AAA) on injury rehabilitation assignment.

July 30 LHP Taylor Heam and PTBNL acquired from Pittsburgh for RHP Keone Kela...Heam assigned to Frisco (AA).

July 31 RHP Wei-Chieh Huang and PTBNL acquired from Arizona for LHP Jake Diekman and cash considerations...Huang assigned to Frisco (AA)...RHP Chris Martin activated from 10-day disabled list...LHP Jeffrey Springs contract purchased from Round Rock (AAA).

August 2 RHP Chris Tillman signed to minor league contract.

August 12 OF Delino DeShields activated from 7-day concussion list...INF/OF Drew Robinson optioned to Round Rock (AAA).

August 14 OF Alexander Ovalles activated from Chicago Cubs as player to be named later, completing July 27 trade.

August 16 OF Nomar Mazara acquired from 10-day disabled list...OF Willie Calhoun optioned to Round Rock (AAA)...RHP Kelvin Gonzalez acquired from Kansas City Royals in exchange for international slot compensation.

August 17 OF Delino DeShields placed on 10-day disabled list with fracture of the tip of right middle finger...OF Drew Robinson recalled from Round Rock (AAA)...3B Sherten Apostol acquired from Pittsburgh Pirates as player to be named later, completing July 30 trade...LHP Josh Javier acquired from Arizona Diamondbacks as player to be named later, completing July 31 trade.

August 24 RHP Bartolo Colon placed on 10-day disabled list, retroactive to Aug. 21, with lower back strain...INF Hanser Alberto recalled from Round Rock (AAA).

August 25 INF Hanser Alberto placed on 10-day disabled list with right hamstring strain...C Carlos Pérez contract purchased from Round Rock (AAA)...RHP Nick Gardewine recalled from Round Rock and placed on 60-day disabled list with right forearm strain.

August 27 OF Ryan Rua sent to Frisco (AA) on injury rehabilitation assignment.

August 28 OF Delino DeShields sent to Frisco (AA) on injury rehabilitation assignment.

August 30 OF Ryan Rua removed from injury rehabilitation assignment.

August 31 RHPs Abdiel Mendoza and Teodoro Ortega acquired from Oakland Athletics in exchange for RHP Cory Gearin...RHP Connor Sadzeck recalled from Round Rock (AAA).

Sept. 1 RHP Bartolo Colon and OF Delino DeShields activated from the disabled list...LHP Zac Curtis recalled from Round Rock.

Sept. 2 LHP Yohander Méndez recalled from Round Rock (AAA).

Sept. 3 RHP Drew Hutchison assigned outright to Round Rock (AAA).

Sept. 4 INF Hanser Alberto activated from 10-day disabled list...RHP Austin Bibens-Dirix and OF Willie Calhoun recalled from Round Rock (AAA)...RHP Adrian Sampson contract purchased from Round Rock...LHP C.D. Peltam contract purchased from Frisco (AA).

Sept. 10 OF Ryan Rua activated from 10-day disabled list...RHP Chris Rowley assigned outright to Round Rock (AAA).

Sept. 21 Jeff Banister dismissed as team manager...Don Wakamatsu named interim manager for remainder of season.

Sept. 22 Jayce Tingler added to field staff as bench coach for duration of season.

Sept. 28 LHP Brandon Mann contract purchased from Round Rock.

Nov. 2 LHP Drew Smyly and a player to be named later acquired from Chicago-NL in exchange for player to be named later...RHP's Clayton Blackburn, Matt Bush, Doug Fister, Nick Gardewine, and Ronald Herrera activated from 60-day disabled list...C Robinson Chirinos, RHP Doug Fister, LHP Matt Moore, and LHP Martín Pérez 2019 contract options declined...INF Hanser Alberto acquired by New York-AL on waiver claim...RHP Austin Bibens-Dirix, RHP Clayton Blackburn, LHP Brandon Mann, C Carlos Pérez, and OF Ryan Rua assigned outright to Nashville (AAA).

Nov. 3 Chris Woodward named Rangers manager.

Nov. 14 Jayce Tingler named major league player development field coordinator...Luis Ortiz hired as hitting coach...Don Wakamatsu (bench), Tony Beasley (third base), and Hector Ortiz (first base) return to coaching staff.

Nov. 16 Julio Rangel hired as pitching coach.

Nov. 20 3B Adrián Beltré announced his retirement...INF Jack Reinheimer acquired from Chicago-NL on waiver claim...RHP's Eddie Butler and Ronald Herrera assigned outright to Nashville (AAA)...C Jeff Mathis signed as free agent to two-year contract...RHP Edinson Vólquez and OF Scott Heineman contracts purchased from Nashville...RHP Wei-Chieh Huang and LHP Taylor Heam contracts purchased from Frisco (AA).

Nov. 30 RHP Jesse Chavez signed as free agent to two-year contract...RHP's Matt Bush, Ricardo Rodríguez, and Adrian Sampson, along with LHP Zac Curtis, not tendered contract offers prior to deadline.

Dec. 4 Oscar Marin hired as bullpen coach...Callix Crabbe hired as assistant hitting coach.

Dec. 10 INF Carlos Asuaje acquired from San Diego on waiver claim.

Dec. 11 3B Patrick Wisdom acquired from St. Louis in exchange for INF/OF Drew Robinson.

Dec. 13 Competitive Balance Round A Pick in 2019 MLB Draft exchanged for Milwaukee Brewers in exchange for LHP Alex Claudio...RHP Jordan Romano acquired from Chicago-AL after being selected in the Rule 5 Draft in exchange for cash considerations...RHP Chris Ellis selected in the Rule 5 Draft and traded to Kansas City in exchange for cash considerations.

Dec. 18 RHP Lance Lynn signed as free agent to three-year contract.

Dec. 19 INF Carlos Asuaje contract sold to Lotte Giants of Korea Baseball Organization.

Dec. 21 RHP's Kyle Bird and Brock Burke, and RHP Yoel Espinal acquired from Tampa Bay, and INF Eli White and international slot compensation acquired from Oakland in three-way trade in which Rangers sent INF Jurickson Profar to Oakland and RHP Rollie Lacy to Tampa Bay.

Jan. 4 RHP Luke Farrell acquired from Los Angeles-AL on waiver claim.

Jan. 9 RHP Shelby Miller signed as free agent to one-year contract.

Jan. 15 OF John Andreoli acquired from Seattle on waiver claim.

Jan. 16 RHP Shawn Tolleson announced his retirement.

Jan. 22 RHP Zach McAllister signed as free agent to one-year contract.

Jan. 24 INF Adrúbal Cabrera signed as free agent to one-year contract...INF Jack Reinheimer designated for assignment.

Jan. 29 RHP Shawn Kelley signed as free agent to one-year contract with club option for 2020...OF John Andreoli designated for assignment.

Feb. 7 OF Hunter Pence and INF Matt Davidson signed to minor league contracts.



2018 FIELDING STATISTICS

FRONT OFFICE

COACHES

PLAYERS

2018 REVIEW

OPPONENTS

RECORDS

DEVELOPMENT

MEDIA

PITCHER

PLAYER	TEAM	T	PCT	RANK	G	GS	PO	A	E	TC	DP	TP
Barnette,A	TEX	R	1.000	0	22	0	4	5	0	9	0	0
Bibens-Dirkx,A	TEX	R	1.000	0	13	6	4	5	0	9	0	0
Bush,M	TEX	R	.750	0	21	0	3	0	1	4	0	0
Butler,E	TEX	R	1.000	0	22	0	3	3	0	6	0	0
Chavez,J	TEX	R	1.000	0	30	0	1	6	0	7	0	0
Claudio,A	TEX	L	1.000	0	66	1	4	21	0	25	1	0
Colon,B	TEX	R	.879	0	28	24	7	22	4	33	2	0
Curtis,Z	TEX	L	1.000	0	8	0	0	2	0	2	0	0
Diekmann,J	TEX	L	.833	0	47	0	0	5	1	6	0	0
Fister,D	TEX	R	.846	0	12	12	2	9	2	13	0	0
Gallardo,Y	TEX	R	1.000	0	18	18	5	11	0	16	3	0
+Gardewine,N	TEX	R	.000	0	3	0	0	0	0	0	0	0
Gearrin,C	TEX	R	.000	0	21	0	0	0	0	0	0	0
Hamels,C	TEX	L	.909	0	20	20	2	8	1	11	2	0
Hutchinson,D	TEX	R	1.000	0	5	5	1	1	0	2	1	0
Jepsen,K	TEX	R	1.000	0	21	0	0	3	0	3	0	0
+Jurado,A	TEX	R	1.000	0	12	8	3	8	0	11	0	0
Kela,K	TEX	R	1.000	0	38	0	1	4	0	5	0	0
Leclerc,J	TEX	R	.778	0	59	0	3	4	2	9	0	0
+Mann,B	TEX	L	1.000	0	7	0	0	1	0	1	0	0
Martin,C	TEX	R	.800	0	46	0	1	3	1	5	0	0
+Mendez,Y	TEX	L	.833	0	8	5	0	5	1	6	0	0
Minor,M	TEX	L	.920	0	28	28	5	18	2	25	0	0
Moore,M	TEX	L	.929	0	39	12	2	11	1	14	1	0
+Pelham,C	TEX	L	1.000	0	10	0	1	0	0	1	0	0
Perez,M	TEX	L	1.000	0	22	15	1	7	0	8	1	0
+Rodriguez,R	TEX	R	1.000	0	4	0	0	1	0	1	0	0
Rua,R	TEX	R	.000	0	1	0	0	0	0	0	0	0
+Sadzeck,C	TEX	R	1.000	0	13	2	1	1	2	2	0	0
+Sampson,A	TEX	R	.667	0	5	4	0	2	1	3	0	0
+Springs,J	TEX	L	1.000	0	18	2	2	4	0	6	0	0
+Tocci,C	TEX	R	.000	0	1	0	0	0	0	0	0	0

CATCHER

PLAYER	TEAM	T	PCT	RANK	G	GS	PO	A	E	TC	DP	TP	PB
Centeno,J	TEX	R	1.000	0	10	9	67	0	0	67	0	0	1
Chirinos,R	TEX	R	.996	6	108	102	719	31	3	753	4	0	5
+Kiner-Falefa,I	TEX	R	.996	0	35	35	227	15	1	243	2	0	4
Perez,C	TEX	R	.992	0	19	15	123	8	1	132	1	0	3
+Trevino,J	TEX	R	1.000	0	3	1	15	0	0	15	0	0	0

FIRST BASE

PLAYER	TEAM	T	PCT	RANK	G	GS	PO	A	E	TC	DP	TP
Gallo,J	TEX	R	.996	0	35	32	248	15	1	264	29	0
+Guzman,R	TEX	L	.994	6	117	105	909	54	6	969	102	0
Profar,J	TEX	R	1.000	0	24	20	201	7	0	208	23	0
Rua,R	TEX	R	1.000	0	7	5	33	2	0	35	3	0

SECOND BASE

PLAYER	TEAM	T	PCT	RANK	G	GS	PO	A	E	TC	DP	TP
Alberto,H	TEX	R	1.000	0	4	3	6	8	0	14	3	0
+Kiner-Falefa,I	TEX	R	.979	0	20	19	40	53	2	95	15	0
Odor,R	TEX	R	.984	3	127	123	218	336	9	563	96	1
Profar,J	TEX	R	.978	0	10	9	18	27	1	46	13	0
Robinson,D	TEX	R	.972	0	8	8	11	24	1	36	5	0

THIRD BASE

PLAYER	TEAM	T	PCT	RANK	G	GS	PO	A	E	TC	DP	TP
Alberto,H	TEX	R	1.000	0	3	1	0	2	0	2	0	0
Beltre,A	TEX	R	.952	0	70	69	53	145	10	208	14	0
+Kiner-Falefa,I	TEX	R	.960	0	46	38	23	98	5	126	8	0
Nunez,R	TEX	R	.821	0	8	8	3	20	5	28	4	0
Profar,J	TEX	R	.919	0	51	46	39	85	11	135	9	1
Robinson,D	TEX	R	1.000	0	3	0	0	1	0	1	0	0

SHORTSTOP

PLAYER	TEAM	T	PCT	RANK	G	GS	PO	A	E	TC	DP	TP
Alberto,H	TEX	R	.944	0	5	3	7	10	1	18	3	0
Andrus,E	TEX	R	.973	0	97	96	139	263	11	413	77	0
+Kiner-Falefa,I	TEX	R	.923	0	2	2	6	6	1	13	3	0
Profar,J	TEX	R	.940	0	68	61	57	148	13	218	29	0
Robinson,D	TEX	R	.500	0	1	0	0	1	1	2	0	0

OUTFIELDERS

PLAYER	TEAM	T	PCT	RANK	G	GS	PO	A	E	TC	DP	TP
+Calhoun,W	TEX	R	.950	0	27	25	37	1	2	40	0	0
Choo,S	TEX	L	.964	0	59	59	105	2	4	111	0	0
Deshields,D	TEX	R	.976	0	102	93	275	6	7	288	2	0
Gallo,J	TEX	R	.990	14	108	100	194	8	2	204	1	0
Mazara,N	TEX	L	.991	13	115	114	216	7	2	225	0	0
+Nunez,R	BAL	R	1.000	0	4	3	5	0	0	5	0	0
Profar,J	TEX	R	.000	0	1	0	0	0	0	0	0	0
Robinson,D	TEX	R	.970	0	30	22	63	2	2	67	0	0
Rua,R	TEX	R	1.000	0	45	34	69	2	0	71	0	0
+Tocci,C	TEX	R	.991	0	61	36	111	1	1	113	0	0

+ ROOKIE



2018 CLUB STATISTICS

	HOME		ROAD		TOTALS		TEX	OPP.
	W	L	W	L	W	L		
VS. BALTIMORE	3	1	1	2	4	3	DOUBLE PLAYS	168
VS. BOSTON	1	3	0	3	1	6	TRIPLE PLAYS	1
VS. NEW YORK	2	1	1	3	3	4	LEFT ON BASE	1093
VS. TAMPA BAY	0	3	1	2	1	5	GRAND SLAM HR	4
VS. TORONTO	1	2	2	1	3	3	HOME RUNS - HOME	106
TOTALS VS. EAST	7	10	5	11	12	21	HOME RUNS - ROAD	88
VS. CLEVELAND	1	2	1	2	2	4		
VS. CHICAGO	2	1	1	3	3	4		
VS. DETROIT	2	1	2	2	4	3	SHUTOUTS	1 3 4 9 5 12
VS. KANSAS CITY	2	2	3	0	5	2	SHO-INDIVIDUAL	0 0 0 0 0 0
VS. MINNESOTA	2	1	2	1	4	2	EXTRA INNINGS	2 4 5 3 7 7
TOTALS VS. CENTRAL	9	7	9	8	18	15	ONE-RUN DECISIONS	4 10 8 9 12 19
VS. HOUSTON	1	9	6	3	7	12	TWO-RUN DECISIONS	9 6 6 14 15 20
VS. LOS ANGELES	4	6	2	7	6	13	VS. LH STARTERS	14 16 8 19 22 35
VS. OAKLAND	3	6	3	7	6	13	VS. RH STARTERS	20 31 25 29 45 60
VS. SEATTLE	5	4	4	6	9	10	GRASS FIELDS	34 47 30 45 64 92
TOTALS VS. WEST	13	25	15	23	28	48	ARTIFICIAL FIELDS	0 0 3 3 3 3
TOTALS VS. A.L.	29	42	29	42	58	84	DAY GAMES	10 10 8 18 18 28
VS. ARIZONA	1	1	1	1	2	2	NIGHT GAMES	24 37 25 30 49 67
VS. COLORADO	2	1	0	0	2	1		
VS. LOS ANGELES	0	2	0	2	0	4		
VS. SAN DIEGO	2	1	2	1	4	2	STARTERS	43 68
VS. SAN FRANCISCO	0	0	1	2	1	2	RELIEVERS	24 27
TOTALS VS. N.L.	5	5	4	6	9	11	STREAKS	7 7
OVERALL TOTALS	34	47	33	48	67	95		

ATTENDANCE

HOME	2,107,107 (81 DATES)	26,014 AVG
ROAD	2,144,075 (81 DATES)	26,470 AVG

FRONT OFFICE
COACHES
PLAYERS
OPONENTS
RECORDS
DEVELOPMENT
MEDIA

2018 SPRING TRAINING STATISTICS

PLAYER	AVG	SLG	OBP	G	AB	R	H	TB	2B	3B	HR	RBI	SH	SF	HP	BB	IBB	SO	SB	CS	DP	- PINCH HIT -				
																						E	AB	H	HR	RBI
Alberto	.217	.261	.208	14	23	2	5	6	1	0	0	2	1	1	0	0	0	2	0	0	0	1	1	0	0	
Altmann	.250	.250	.250	2	4	1	1	1	0	0	0	0	0	0	0	0	0	0	0	0	0	0	0	0	0	
Anđrius	.432	.703	.463	15	37	6	16	26	4	0	2	11	0	1	0	3	0	4	0	1	0	0	0	0	0	
Aparicio	.000	.000	.000	2	3	0	0	0	0	0	0	0	0	0	0	0	0	0	0	0	0	0	0	0	0	
Barney	.300	.400	.333	14	30	2	9	12	1	1	0	3	0	1	0	2	1	3	0	0	0	0	0	0	0	
Beck	.278	.611	.381	15	18	2	5	11	0	0	2	3	0	0	0	3	0	7	0	0	0	1	1	0	0	
Beltre	.323	.355	.333	12	31	3	10	11	1	0	0	2	0	1	0	1	0	6	0	0	0	0	0	0	0	
Brett	.000	.000	.000	2	2	0	0	0	0	0	0	0	0	0	0	0	0	1	0	1	0	1	1	0	0	
Calhoun	.243	.324	.282	13	37	4	9	12	0	0	0	1	5	0	0	0	2	1	1	1	0	1	0	4	1	
Cardona	.167	.167	.231	10	12	2	2	2	0	0	0	0	0	0	0	0	0	0	0	0	0	0	0	0	0	
Casali	.222	.278	.263	13	18	1	4	5	1	0	0	0	0	0	0	1	0	3	0	0	0	1	4	1	0	
Centeno	.333	.667	.389	18	33	7	11	22	2	0	3	4	0	1	2	0	0	6	2	0	1	2	1	0	0	
Chirinos	.219	.375	.286	13	32	3	7	12	2	0	1	2	0	0	1	2	0	15	1	0	0	2	0	0	0	
Choo	.304	.522	.418	18	46	9	14	24	4	0	2	9	0	0	0	9	0	7	1	0	1	0	1	0	0	
Cole	.000	.000	.500	3	1	0	0	0	0	0	0	0	0	0	0	1	0	0	0	1	0	0	0	0	0	
Cordero	.000	.000	.500	1	1	0	0	0	0	0	0	0	0	0	0	1	0	1	0	0	0	0	0	0	0	
Davis	.000	.000	.167	3	5	0	0	0	0	0	0	0	0	0	0	1	0	2	1	0	0	0	0	0	0	
De Leon	.115	.115	.111	18	26	0	3	3	0	0	0	3	1	1	0	0	5	0	0	1	3					
DeShields	.350	.467	.426	20	60	12	21	28	5	1	0	2	0	0	1	7	0	12	4	2	0	0	0	0	0	
Dorow	.000	.000	.000	1	1	0	0	0	0	0	0	0	0	0	0	0	0	1	0	0	0	0	0	0	0	
Gallo	.255	.564	.305	19	55	11	14	31	2	0	5	11	0	0	0	4	0	11	0	0	0	0	0	1	0	
P. Gonzalez	.200	.200	.200	4	5	0	1	1	0	0	0	0	0	0	0	0	0	2	0	0	0	0	1	0	0	
Guzman	.125	.208	.258	14	24	2	3	5	2	0	0	2	0	0	2	4	0	6	0	1	0	0	1	0	0	
Heineman	.261	.522	.370	17	23	4	6	12	1	1	1	3	0	0	0	4	0	7	0	0	0	0	3	1	0	
Hood	.256	.641	.268	20	39	6	10	25	6	0	3	11	0	1	0	1	0	12	1	1	0	1	2	1	0	
Ibanez	.333	.476	.391	12	21	5	7	10	3	0	0	1	0	0	1	1	0	6	0	0	0	1	0	0	0	
Jacobs	.500	1.000	.500	1	2	1	1	2	1	0	0	0	0	0	0	0	0	0	0	0	0	0	0	0	0	
Jenkins	.250	.250	.400	3	4	1	1	1	0	0	0	0	0	0	0	0	0	0	0	0	0	0	0	0	0	
Kiner-Falefa	.176	.412	.222	10	17	2	3	7	2	1	0	3	0	0	0	1	0	5	0	0	0	1	0	0	0	
Leblanc	.400	.400	.400	5	5	0	2	2	0	0	0	3	0	0	0	0	0	1	0	0	0	0	0	0	0	
Lopes	.194	.258	.286	18	31	8	6	8	2	0	0	0	0	0	0	4	0	8	1	1	1	1	3			
Marte	.357	.607	.357	18	28	3	10	17	1	0	2	3	0	0	0	0	0	4	0	0	0	2	2	1	0	
Mazara	.321	.536	.367	20	56	6	18	30	3	0	3	10	0	0	0	4	0	10	1	1	1	1	1	0	0	
Moorman	.000	.000	.000	1	1	0	0	0	0	0	0	0	0	0	0	0	0	0	0	0	0	0	0	0	0	
Morgan	.000	.000	.000	1	1	0	0	0	0	0	0	0	0	0	0	0	0	0	0	0	0	0	0	0	0	
Nicholas	.231	.231	.231	9	13	0	3	3	0	0	0	0	0	0	0	0	0	4	0	0	0	0	1	0	0	
Odor	.210	.403	.269	22	62	8	13	25	3	0	3	8	0	0	0	5	0	18	4	1	0	0	2			
Ohman	.182	.455	.308	12	11	1	2	5	0	0	0	1	0	0	0	2	0	3	0	0	0	0	1	0	0	
O'Neill	.333	.333	.333	4	3	0	1	1	0	0	0	0	0	0	0	0	0	0	0	0	0	1	1	0	0	
Y. Perez	.450	.450	.450	3	4	1	1	1	0	0	0	1	0	0	0	0	0	1	0	0	0	0	0	0	0	
Plouffe	.194	.323	.265	13	31	4	6	10	1	0	1	1	0	0	1	2	0	8	0	0	0	1	0	2	0	
Profar	.246	.368	.271	21	57	7	14	21	4	0	1	5	0	0	0	2	0	12	2	0	0	5	4			
Robinson	.190	.349	.278	23	63	10	7	12	2	2	1	2	0	0	1	7	0	26	1	0	0	0	2	0	0	
Rollin	.000	.000	.000	3	2	0	0	0	0	0	0	0	0	0	0	0	0	0	0	0	0	0	0	0	0	
Rua	.242	.452	.300	22	62	5	15	28	4	0	3	13	0	2	1	5	0	18	1	2	2	0	0	0	1	
Taveras	.333	.333	.333	2	3	0	1	1	0	0	0	0	0	0	0	0	0	1	0	0	0	0	0	0	0	
Tocci	.175	.193	.217	25	57	7	10	11	1	0	0	2	0	0	1	2	0	15	8	1	1	0	1	1	0	
Trevino	.429	.714	.429	5	7	1	3	5	2	0	0	1	0	0	0	0	0	3	0	0	0	2	1	0	0	
TEAM	.252	.414	.309	33	1106	147	279	458	61	5	36	135	2	11	10	85	1	261	29	16	17	34	32	8	0	2
OPPONENTS	.282	.490	.338	33	1126	192	317	552	64	15	47	184	2	19	17	89	0	252	20	10	22	32	30	7	3	8



2018 SPRING TRAINING STATS CONT.

FRONT OFFICE

PITCHER	W	L	ERA	G	GS	CG	GF	SHO	SV	INN	H	BFP	AB	R	ER	HR	SH	SF	HBP	BB	IBB	SO	WP	BK	BA	
R. Alvarez	0	0	3.38	3	0	0	0	0	0	2.3	11	11	1	1	0	0	0	0	0	0	4	0	0	0	.273	
Barnette	2	0	7.50	6	0	0	1	0	0	6.0	4	25	22	6	5	1	0	0	0	3	0	6	0	0	.182	
Bibens-Dirix	0	0	1.13	4	0	0	0	0	0	8.0	7	32	29	2	1	0	0	1	0	2	0	6	2	0	.241	
Blackburn	1	2	8.22	4	4	0	0	0	0	7.2	17	40	39	8	7	1	0	0	1	0	0	4	1	0	.436	
Bush	0	3	7.82	9	2	0	0	0	0	12.2	15	61	55	11	11	5	0	0	1	5	0	15	0	0	.273	
Chavez	1	1	5.94	7	2	3	0	1	0	16.2	20	74	68	11	11	3	0	0	1	0	5	0	16	2	0	.294
Claudio	0	0	2.00	10	0	1	0	0	0	9.0	4	33	30	12	4	0	0	0	1	2	0	9	0	0	.133	
Colon	0	1	3.00	5	5	0	0	0	0	18.0	19	76	74	9	6	2	0	0	0	2	0	10	1	0	.257	
Delabar	0	0	5.00	9	0	0	2	0	1	9.0	8	45	33	7	5	1	0	2	0	10	0	9	1	0	.242	
Diekman	0	1	2.08	9	0	0	0	0	0	8.2	3	37	29	5	2	1	0	1	2	5	0	6	1	0	.103	
Espino	0	0	8.31	3	0	0	0	0	0	4.1	4	18	17	4	4	1	0	0	0	1	0	7	0	0	.235	
Feigl	0	0	0.00	4	0	0	0	0	0	5.0	5	5	5	5	0	0	0	0	0	0	0	2	0	0	.500	
Fister	0	0	5.84	4	4	0	0	0	0	12.1	16	53	51	8	8	0	0	0	0	2	0	8	0	0	.314	
Fontenot	0	0	0.00	1	0	0	0	0	0	0.2	0	2	1	0	0	0	0	1	0	0	0	0	0	0	.000	
Gardewine	0	0	1.42	6	0	0	1	0	0	6.1	6	26	23	1	1	0	0	0	0	3	0	6	0	0	.261	
Garrett	0	0	0.00	6	0	0	0	1	0	5.1	5	25	20	2	0	0	0	0	0	5	0	6	0	0	.250	
Goeddel	0	1	6.35	6	0	0	1	0	0	5.2	7	28	25	4	4	1	0	0	1	2	0	6	2	0	.280	
Gose	0	1	27.00	1	0	0	0	0	0	0.2	3	7	6	5	2	2	0	0	0	1	0	1	0	0	.500	
Guerra	0	0	6.75	5	0	0	1	0	0	5.1	8	27	25	5	4	3	0	0	1	1	0	7	2	0	.320	
Hamels	0	1	4.15	4	4	0	0	0	0	13.0	15	58	51	6	6	2	0	0	1	6	0	10	1	0	.294	
Hernandez	0	1	22.50	2	0	0	0	0	0	2.0	6	12	10	5	5	1	0	2	0	0	0	0	0	0	.600	
Herrera	0	0	---	0	0	0	0	0	0	0.0	0	0	0	0	0	0	0	0	0	0	0	0	0	0	---	
Hurlbut	0	0	4.50	4	0	0	0	0	0	6.0	9	28	27	4	3	1	0	1	0	0	0	5	0	0	.333	
Jepsen	0	0	1.69	11	0	0	0	0	0	10.2	5	37	37	2	2	2	0	0	0	1	0	9	0	0	.135	
Jones	0	0	11.87	3	0	0	0	0	0	2.1	3	12	10	4	3	1	1	0	0	1	0	2	1	0	.300	
Jurado	0	0	16.20	1	0	0	0	0	0	1.2	5	10	10	4	3	1	0	0	0	0	0	0	1	0	.500	
Kela	0	0	2.57	8	0	0	0	0	0	7.0	6	30	24	2	2	1	0	1	0	5	0	12	2	1	.250	
Leclerc	0	0	2.63	12	0	0	1	0	0	13.2	6	49	47	4	4	3	0	0	0	2	0	16	1	0	.128	
Leclutcher	0	0	18.00	1	0	0	0	0	0	0.0	0	6	5	2	2	0	0	0	0	1	0	2	0	0	.400	
Lincicum	---	---	---	0	0	0	0	0	0	0.0	0	0	0	0	0	0	0	0	0	0	0	0	0	0	.000	
Loewen	0	0	0.00	0	0	0	1	0	0	1.0	1	4	3	0	0	0	0	0	0	0	0	1	0	0	.333	
Mann	0	0	0.00	1	0	0	0	0	0	1.0	1	4	4	0	0	0	0	0	0	0	0	2	0	0	.250	
B. Martin	0	0	4.50	1	0	0	0	0	0	2.0	2	8	7	1	1	0	0	1	0	0	0	2	0	0	.286	
C. Martin	1	0	3.60	10	0	0	4	0	0	10.0	9	37	35	4	4	1	0	1	1	1	0	8	0	0	.257	
Mendez	0	0	2.92	6	2	0	0	0	0	12.1	9	49	44	4	4	1	0	1	3	1	0	12	0	1	.205	
Minor	1	1	6.17	4	3	0	0	0	0	11.2	15	53	48	13	8	1	0	2	0	3	0	6	2	0	.437	
Moore	0	0	9.00	5	4	0	0	0	0	12.0	21	83	52	14	12	3	1	2	2	6	0	12	1	0	.404	
Palmqvist	0	0	0.00	2	0	0	1	0	0	1.1	2	5	5	0	0	0	0	0	0	0	0	0	0	0	.400	
Pelham	0	0	0.00	1	0	0	0	0	0	0.2	1	5	3	0	0	0	0	0	0	2	0	2	0	0	.333	
M. Perez	0	1	4.50	2	2	0	0	0	0	10.0	11	40	37	5	5	2	1	0	0	2	0	5	0	0	.297	
Rodriguez	1	1	9.00	4	0	0	0	0	0	3.0	7	17	14	5	3	1	0	1	0	2	0	2	1	0	.500	
Satczuk	0	1	36.00	2	0	0	1	0	0	1.0	3	8	8	4	4	2	0	0	0	2	0	1	0	0	.500	
Sampson	0	2	8.59	6	1	0	2	0	0	7.1	11	33	31	7	7	1	0	1	0	1	0	2	0	0	.355	
Scott	0	0	4.50	5	0	0	1	0	1	6.0	3	22	22	3	3	0	0	0	0	0	0	4	1	0	.136	
Slack	0	0	13.50	2	0	0	0	0	0	2.0	6	11	11	3	3	0	0	0	0	0	0	2	0	0	.545	
Spring	0	0	0.00	2	0	0	0	0	0	2.0	1	10	7	0	0	0	0	0	1	2	0	2	0	0	.143	
St. John	0	0	0.00	1	0	0	0	0	0	1.1	2	4	4	0	0	0	0	0	0	0	0	1	0	0	.500	
Wagner	0	1	27.00	1	0	0	0	0	0	0.1	1	3	2	1	1	0	0	0	0	1	0	0	0	0	.500	
Zawadzki	0	1	27.00	2	0	0	0	0	0	1.1	3	10	7	4	4	0	0	0	1	2	0	2	0	0	.429	
TEAM	8	22	5.11	33	33	0	33	0	4	283.2	317	1253	1126	192	161	47	2	19	17	89	0	252	23	2	.282	
OPPONENTS	22	8	4.26	33	33	0	33	1	2	291.4	279	1214	1146	147	138	36	2	11	10	85	1	261	18	1	.252	

COACHES

PLAYERS

2018 REVIEW

OPPONENTS

RECORDS

DEVELOPMENT

MEDIA

2018 PINCH HITTING

PLAYER	AVG	APP	AB	R	H	TB	2B	3B	HR	RBI	SH	SF	HP	BB	IBB	SO	SB	CS	DP	SLG	OBP	
Alberto,H	.000	2	2	0	0	0	0	0	0	0	0	0	0	0	0	0	0	0	0	0	.000	.000
Andrus,E	1.000	1	1	0	1	1	0	0	0	1	0	0	0	0	0	0	0	0	0	0	1.000	1.000
Beltre,A	.000	6	5	0	0	0	0	0	0	0	0	0	0	1	0	2	0	0	0	0	1.000	.167
Calhoun,W	.333	9	9	0	3	3	0	0	0	2	0	0	0	0	0	2	0	0	0	0	.333	.333
Chirinos,R	.250	4	4	0	1	2	1	0	0	1	0	0	0	0	0	2	0	0	0	0	.500	.250
Choo,S	1.000	2	1	0	1	1	0	0	0	0	0	0	0	1	0	0	0	0	0	0	1.000	1.000
Deshields,D	.000	2	2	0	0	0	0	0	0	0	0	0	0	0	0	2	0	0	0	0	.000	.000
Gallo,J	.286	11	7	2	2	5	0	0	1	2	0	0	0	4	0	2	0	0	0	0	.714	.545
Guzman,R	.143	8	7	0	1	1	0	0	0	1	0	0	1	0	0	3	0	0	0	1	.143	.250
Kiner-Falefa,I	.167	8	6	1	1	2	1	0	0	1	0	0	0	2	0	2	0	0	0	0	.333	.375
Mazara,N	.500	2	2	0	1	1	0	0	0	0	0	0	0	0	0	1	0	0	0	0	.500	.500
Nunez,R	.000	1	1	0	0	0	0	0	0	0	0	0	0	0	0	1	0	0	0	0	.000	.000
Odor,R	.000	2	2	0	0	0	0	0	0	0	0	0	0	0	0	1	0	0	0	0	.000	.000
Perez,C	.000	2	2	0	0	0	0	0	0	0	0	0	0	0	0	0	0	0	0	0	.000	.000
Profar,J	.250	5	4	0	1	1	0	0	0	0	0	0	0	0	0	1	0	0	0	0	.250	.400
Robinson,D	.000	6	5	1	0	0	0															

OPPONENTS



Reigning American League Most Valuable Player Mookie Betts and the defending World Series champion Boston Red Sox are the scheduled opponent to begin the Rangers' final homestand at Globe Life Park in Arlington from September 24-26, 2019.



BALTIMORE ORIOLES + ORIOLE PARK AT CAMDEN YARDS OPENED 1992 (45,971)



BRANDON HYDE + NAMED MANAGER 12/14/18, REPLACING BUCK SHOWALTER

RECORD WITH BAL...1ST SEASON CAREER RECORD.....1ST SEASON BAL 2018 RECORD.....47-115 BAL 2018 FINISH.....5TH, A.L. EAST

2019 HEAD-TO-HEAD

June 4-6.....at TEX
Sept. 5-8.....at BAL

SERIES RECORDS

ALL-TIME SERIES
BALTIMORE LEADS 260-209-1

GAMES IN ARLINGTON
BALTIMORE LEADS 129-104

GAMES AT GLOBE LIFE PARK
TEXAS LEADS 60-46

GAMES IN BALTIMORE
BALTIMORE LEADS 133-103-1

GAMES AT CAMDEN YARDS
BALTIMORE LEADS 66-57-1

LONGEST RANGERS WINNING STREAK
8, MAY 28, 2001-JULY 5, 2002

LONGEST ORIOLES WINNING STREAK
9, 2X, LAST MAY 30, 2003-AUG. 9, 2004

LAST SERIES SWEEPS

Rangers 2-game at Texas..... May 19-20, 2010
Rangers 3-game at Texas.....Aug. 28-30, 2015
Rangers 4-game at Texas.....July 24-26, 2001 (DH 25th)
Rangers 2-game at Baltimore.....April 5 & April 7, 1993
Rangers 3-game at Baltimore..... April 7, 9, 10, 1977
Rangers 4-game at Baltimore.....July 7-9, 1972 (DH 8th)

Orioles 2-game at Texas.....Sept. 21-22, 1999
Orioles 3-game at Texas.....July 19-21, 2013
Orioles 4-game at Texas.....July 8-11, 2010
Orioles 2-game at Baltimore..... July 21-22, 2003
Orioles 3-game at Baltimore..... June 13-15, 2000
Orioles 4-game at Baltimore..... July 17-20, 2017

BOSTON RED SOX + FENWAY PARK OPENED 1912 (D/N: 37,305/37,755)



ALEX CORA + NAMED MANAGER 10/22/17, REPLACING JOHN FARRELL

RECORD WITH BOS.....108-54 CAREER RECORD.....108-54 BOS 2018 RECORD.....108-54 BOS 2018 FINISH.....1ST, A.L. EAST

2019 HEAD-TO-HEAD

June 10-13.....at BOS
Sept. 24-26.....at TEX

SERIES RECORDS

ALL-TIME SERIES
BOSTON LEADS 241-227

GAMES IN ARLINGTON
TEXAS LEADS 136-99

GAMES AT GLOBE LIFE PARK
TEXAS LEADS 60-45

GAMES IN BOSTON
BOSTON LEADS 142-91

LONGEST RANGERS WINNING STREAK
9, 2X, LAST APRIL 28, 1978-MAY 30, 1979


LONGEST RED SOX WINNING STREAK
9, JULY 2, 2007-SEPT. 5, 2008

LAST SERIES SWEEPS

Rangers 2-game at Texas..... May 11-12, 1998
Rangers 3-game at Texas.....May 3-5, 2013
Rangers 4-game at Texas..... May 23-26, 1985
Rangers 2-game at Boston.....April 17-18, 2012
Rangers 3-game at Boston.....Aug. 11-13, 1997
Rangers 4-game at Boston.....N/A

Red Sox 2-game at Texas.....Aug. 4-5, 1997
Red Sox 3-game at Texas..... May 25-27, 2007
Red Sox 4-game at Texas.....N/A
Red Sox 2-game at Boston.....Aug. 18, 2001 (DH)
Red Sox 3-game at Boston.....July 9-11, 2018
Red Sox 4-game at Boston..... April 18-21, 2008

CHICAGO WHITE SOX + GUARANTEED RATE FIELD OPENED 1991 (40,615)



RICK RENTERIA + NAMED MANAGER 10/4/16, REPLACING ROBIN VENTURA

RECORD WITH CWS.....129-195 CAREER RECORD.....202-284 CWS 2018 RECORD.....62-100 CWS 2018 FINISH.....4TH, A.L. CENTRAL

2019 HEAD-TO-HEAD

June 21-23.....at TEX
Aug. 22-25.....at CWS

SERIES RECORDS

ALL-TIME SERIES
CHICAGO LEADS 269-247-3

GAMES IN ARLINGTON
TEXAS LEADS 148-115

GAMES AT GLOBE LIFE PARK
TEXAS LEADS 62-47

GAMES IN CHICAGO
CHICAGO LEADS 154-99-3

GAMES AT GUARANTEED RATE FIELD
CHICAGO LEADS 73-47

LONGEST RANGERS WINNING STREAK
9, MAY 26-AUG. 24, 1986

LONGEST WHITE SOX WINNING STREAK
8, 2X, LAST JUNE 6-SEPT. 8, 1985

LAST SERIES SWEEPS

Rangers 2-game at Texas.....May 27 & 29, 2005
Rangers 3-game at Texas.....Aug. 28-30, 2007
Rangers 4-game at Texas.....N/A
Rangers 2-game at Chicago..... June 27-28, 1989
Rangers 3-game at Chicago..... June 2-4, 1986
Rangers 4-game at Chicago.....N/A

White Sox 2-game at Texas..... April 22-23, 1996
White Sox 3-game at Texas.....July 19-20, 1979 (DH 19th)
White Sox 4-game at Texas.....Sept. 5-8, 1985
White Sox 2-game at Chicago..... July 31-Aug. 1, 1991
White Sox 3-game at Chicago..... April 22-24, 2016
White Sox 4-game at Chicago.....N/A

FRONT OFFICE

COACHES

PLAYERS

2018 REVIEW

OPPONENTS

RECORDS

DEVELOPMENT

MEDIA



CLEVELAND INDIANS +

PROGRESSIVE FIELD
OPENED 1994 (35,041)



TERRY FRANCONA + NAMED MANAGER 10/6/12, REPLACING SANDY ALOMAR, JR.

RECORD WITH CLE.....545-425

CAREER RECORD.....1,574-1,340

CLE 2018 RECORD.....91-71

CLE 2018 FINISH.....1ST, A.L. CENTRAL

2019 HEAD-TO-HEAD

June 17-20.....at TEX
Aug. 5-7.....at CLE

SERIES RECORDS

ALL-TIME SERIES
TEXAS LEADS 252-219

GAMES IN ARLINGTON
TEXAS LEADS 132-107

GAMES AT GLOBE LIFE PARK
TEXAS LEADS 61-52

GAMES IN CLEVELAND
TEXAS LEADS 120-112

GAMES AT PROGRESSIVE FIELD
TEXAS LEADS 56-49

LONGEST RANGERS WINNING STREAK
13, APRIL 26, 1978-APRIL 17, 1979

LONGEST INDIANS WINNING STREAK
8, JUNE 7, 2014-MAY 16, 2015

LAST SERIES SWEEPS

Rangers 2-game at Texas.....Sept. 7-8, 1999
Rangers 3-game at Texas.....Sept. 13-15, 2011
Rangers 4-game at Texas.....N/A
Rangers 2-game at Cleveland.....June 1-2, 2004
Rangers 3-game at Cleveland.....Sept. 8-9, 2009 (DH 8th)
Rangers 4-game at Cleveland.....June 2-5, 2011

Indians 2-game at Texas.....July 19-20, 1995
Indians 3-game at Texas.....April 3-5, 2017
Indians 4-game at Texas.....N/A
Indians 2-game at Cleveland.....April 25-26, 2007
Indians 3-game at Cleveland.....Aug. 1-3, 2014
Indians 4-game at Cleveland.....N/A

DETROIT TIGERS +

COMERICA PARK
OPENED 2000 (41,299)



RON GARDENHIRE + NAMED MANAGER 10/20/17, REPLACING BRAD AUSMUS

RECORD WITH DET.....64-98

CAREER RECORD.....1,132-1,137

DET 2018 RECORD.....64-98

DET 2018 FINISH.....3RD, A.L. CENTRAL

2019 HEAD-TO-HEAD

June 25-27.....at DET
Aug. 2-4.....at TEX

SERIES RECORDS

ALL-TIME SERIES
DETROIT LEADS 245-239

GAMES IN ARLINGTON
TEXAS LEADS 129-110

GAMES AT GLOBE LIFE PARK
TEXAS LEADS 64-45

GAMES IN DETROIT
DETROIT LEADS 135-110

GAMES AT COMERICA PARK
DETROIT LEADS 42-40

LONGEST RANGERS WINNING STREAK
7, 2X, LAST AUG. 9, 1980-MAY 18, 1981

LONGEST TIGERS WINNING STREAK
8, 3X, LAST MAY 1-AUG. 8, 2001

LAST SERIES SWEEPS

Rangers 2-game at Texas.....Sept. 14-15, 2010
Rangers 3-game at Texas.....Aug. 14-16, 2017
Rangers 4-game at Texas.....N/A
Rangers 2-game at Detroit.....N/A
Rangers 3-game at Detroit.....May 6-8, 2016
Rangers 4-game at Detroit.....Aug. 15-17, 1980 (DH 17th)

Tigers 2-game at Texas.....May 7-8, 1985
Tigers 3-game at Texas.....June 24-26, 2014
Tigers 4-game at Texas.....N/A
Tigers 2-game at Detroit.....Sept. 8-9, 1997
Tigers 3-game at Detroit.....May 19-21, 2009
Tigers 4-game at Detroit.....July 17-20, 1986

HOUSTON ASTROS +

MINUTE MAID PARK
OPENED 2000 (41,168)



A.J. HINCH + NAMED MANAGER 9/29/14, REPLACING TOM LAWLSS

RECORD WITH HOU.....374-274

CAREER RECORD.....463-397

HOU 2018 RECORD.....103-59

HOU 2018 FINISH.....1ST, A.L. WEST

2019 HEAD-TO-HEAD

April 1-3.....at TEX
April 19-21.....at TEX
May 9-12.....at HOU
July 11-14.....at TEX
July 19-21.....at HOU
Sept. 17-18.....at HOU

SERIES RECORDS

ALL-TIME SERIES
TEXAS LEADS 109-77

GAMES IN ARLINGTON
TEXAS LEADS 53-40

GAMES AT GLOBE LIFE PARK
TEXAS LEADS 49-42

GAMES IN HOUSTON
TEXAS LEADS 54-36

LONGEST RANGERS WINNING STREAK
12, JULY 7, 2013-APRIL 11, 2014

LONGEST ASTROS WINNING STREAK
8, MAY 12-JULY 4, 2018

LAST SERIES SWEEPS

Rangers 2-game at Texas.....N/A
Rangers 3-game at Texas.....April 19-21, 2016
Rangers 4-game at Texas.....Sept. 14-17, 2015
Rangers 2-game at Houston.....N/A
Rangers 3-game at Houston.....July 27-29, 2018
Rangers 4-game at Houston.....Aug. 9-12, 2013

Astros 2-game at Texas.....July 3-4, 2018
Astros 3-game at Texas.....Sept. 25-27, 2017
Astros 4-game at Texas.....June 7-10, 2018
Astros 2-game at Houston.....N/A
Astros 3-game at Houston.....N/A
Astros 4-game at Houston.....N/A



KANSAS CITY ROYALS +

KAUFFMAN STADIUM
OPENED 1973 (37,903)



NED YOST + NAMED MANAGER 5/13/10, REPLACING TREY HILLMAN

RECORD WITH KC 687-736

CAREER RECORD 1,144-1,238

KC 2018 RECORD 58-104

KC 2018 FINISH.....5TH, A.L. CENTRAL

2019 HEAD-TO-HEAD

May 14-16at KC
May 30-June 2at TEX

SERIES RECORDS

ALL-TIME SERIES
TEXAS LEADS 264-258-1

GAMES IN ARLINGTON
TEXAS LEADS 144-114

GAMES AT GLOBE LIFE PARK
TEXAS LEADS 67-40

GAMES IN KANSAS CITY
KANSAS CITY LEADS 144-120-1

GAMES AT KAUFFMAN STADIUM
KANSAS CITY LEADS 139-116

LONGEST RANGERS WINNING STREAK
12, JULY 23, 2016-JULY 15, 2017

LONGEST ROYALS WINNING STREAK
9, 2X, LAST JULY 15, 2002-AUG. 28, 2003

LAST SERIES SWEEPS

Rangers 2-game at TexasSept. 8-9, 1998
Rangers 3-game at TexasApril 22-24, 2011
Rangers 4-game at TexasApril 20-23, 2017
Rangers 2-game at Kansas CityApril 16-17, 1997
Rangers 3-game at Kansas CityJune 18-20, 2018
Rangers 4-game at Kansas CityN/A

Royals 2-game at TexasMay 14-15, 2012
Royals 3-game at TexasJuly 11-13, 2003
Royals 4-game at TexasJune 5-8, 1980
Royals 2-game at Kansas CityAug. 27-28, 1996
Royals 3-game at Kansas CitySept. 1-3, 2014
Royals 4-game at Kansas CityJuly 25-27, 1975 (DH 25th)

LOS ANGELES ANGELS +

ANGEL STADIUM OF ANAHEIM
OPENED 1966 (45,477)



BRAD AUSMUS + NAMED MANAGER 10/21/18, REPLACING MIKE SCIOSCIA

RECORD WITH LAA ... 1ST SEASON

CAREER RECORD 314-332

LAA 2018 RECORD 80-82

LAA 2018 FINISH...4TH, A.L. WEST

2019 HEAD-TO-HEAD

April 4-7at LAA
April 15-17at TEX
May 24-26at LAA
July 1-4at TEX
Aug. 19-21at TEX
Aug. 27-28at LAA

SERIES RECORDS

ALL-TIME SERIES
LOS ANGELES LEADS 383-350

GAMES IN ARLINGTON
TEXAS LEADS 192-178

GAMES AT GLOBE LIFE PARK
TEXAS LEADS 110-106

GAMES IN ANAHEIM
LOS ANGELES LEADS 205-158

LONGEST RANGERS WINNING STREAK
7, 2X, LAST APRIL 24-AUG. 7, 2013

LONGEST ANGELS WINNING STREAK
9, 2X, LAST JUNE 20-AUG. 16, 2014

LAST SERIES SWEEPS

Rangers 2-game at TexasMay 17-18, 2010
Rangers 3-game at TexasJuly 29-31, 2013
Rangers 4-game at TexasSept. 26-29, 2013
Rangers 2-game at Los AngelesN/A
Rangers 3-game at Los AngelesAug. 5-7, 2013
Rangers 4-game at Los AngelesN/A

Angels 2-game at TexasApril 14-15, 2008
Angels 3-game at TexasApril 9-11, 2018
Angels 4-game at TexasJuly 10-13, 2014
Angels 2-game at Los AngelesJuly 14-15, 1997
Angels 3-game at Los AngelesSept. 24-26, 2018
Angels 4-game at Los AngelesN/A

MINNESOTA TWINS +

TARGET FIELD
OPENED 2010 (38,885)



ROCCO BALDELLI + NAMED MANAGER 10/25/18, REPLACING PAUL MOLITOR

RECORD WITH MIN ... 1ST SEASON

CAREER RECORD 1ST SEASON

MIN 2018 RECORD 78-84

MIN 2018 FINISH.....2ND, A.L. CENTRAL

2019 HEAD-TO-HEAD

July 5-7at MIN
Aug. 15-18at TEX

SERIES RECORDS

ALL-TIME SERIES
TEXAS LEADS 273-270

GAMES IN ARLINGTON
TEXAS LEADS 151-124

GAMES AT GLOBE LIFE PARK
TEXAS LEADS 65-53

GAMES IN MINNESOTA
MINNESOTA LEADS 146-122

GAMES AT TARGET FIELD
MINNESOTA LEADS 19-15

LONGEST RANGERS WINNING STREAK
13, SEPT. 7, 1998-SEPT. 15, 1999

LONGEST TWINS WINNING STREAK
7, 2X, LAST JULY 5-OCT. 2, 1980

LAST SERIES SWEEPS

Rangers 2-game at TexasJune 12-13, 1982
Rangers 3-game at TexasJuly 8-10, 2003
Rangers 4-game at TexasJune 26-28, 1987 (DH 27th)
Rangers 2-game at MinnesotaSept. 14-15, 1999
Rangers 3-game at MinnesotaApril 13-15, 2012
Rangers 4-game at MinnesotaApril 22-25, 1999

Twins 2-game at TexasMay 25 & 27, 1998
Twins 3-game at TexasSept. 7-9, 1976
Twins 4-game at TexasN/A
Twins 2-game at MinnesotaSept. 19-20, 1972
Twins 3-game at MinnesotaSept. 3-5, 2010
Twins 4-game at MinnesotaN/A

FRONT OFFICE

COACHES

PLAYERS

2018 REVIEW

OPPONENTS

RECORDS

DEVELOPMENT

MEDIA



NEW YORK YANKEES +

YANKEE STADIUM
OPENED 2009 (47,309)



AARON BOONE + NAMED MANAGER 12/4/17, REPLACING JOE GIRARDI

RECORD WITH NYY100-62

CAREER RECORD100-62

NYY 2018 RECORD100-62

NYY 2018 FINISH ...2ND, A.L. EAST

2019 HEAD-TO-HEAD

Sept. 2-4 at NYY
Sept. 27-29 at TEX

SERIES RECORDS

ALL-TIME SERIES

NEW YORK LEADS 266-201

GAMES IN ARLINGTON

TEXAS LEADS 115-114

GAMES AT GLOBE LIFE PARK

NEW YORK LEADS 56-46

GAMES IN NEW YORK

NEW YORK LEADS 152-86

GAMES AT NEW YANKEE STADIUM

NEW YORK LEADS 24-16

LONGEST RANGERS WINNING STREAK

7, APRIL 20-SEPT. 10, 1990

LONGEST YANKEES WINNING STREAK

8, 2X, LAST JULY 24, 2006-MAY 9, 2007

LAST SERIES SWEEPS

Rangers 2-game at Texas April 28-29, 1987
Rangers 3-game at Texas Sept. 10-12, 2010
Rangers 4-game at Texas July 20-23, 1989
Rangers 2-game at New York May 10-11, 1983
Rangers 3-game at New York May 22-24, 2015
Rangers 4-game at New York N/A

Yankees 2-game at Texas May 5-6, 1998
Yankees 3-game at Texas May 1 & 3, 2007 (DH 3rd)
Yankees 4-game at Texas N/A
Yankees 2-game at New York April 12-13, 2000
Yankees 3-game at New York June 14-16, 2011
Yankees 4-game at New York Aug. 11-14, 2005

OAKLAND ATHLETICS +

OAKLAND COLISEUM
OPENED 1968 (35,067)



BOB MELVIN + NAMED MANAGER 6/9/11, REPLACING BOB GEREN

RECORD WITH OAK634-599

CAREER RECORD1,127-1,107

OAK 2018 RECORD97-65

OAK 2018 FINISH ...2ND, A.L. WEST

2019 HEAD-TO-HEAD

April 12-14 at TEX
April 22-24 at OAK
June 7-9 at TEX
July 25-28 at OAK
Sept. 13-15 at TEX
Sept. 20-22 at OAK

SERIES RECORDS

ALL-TIME SERIES

TEXAS LEADS 367-365

GAMES IN ARLINGTON

TEXAS LEADS 194-172

GAMES AT GLOBE LIFE PARK

TEXAS LEADS 106-105

GAMES IN OAKLAND

OAKLAND LEADS 193-173

LONGEST RANGERS WINNING STREAK

13, JULY 6, 1977-MAY 18, 1978

LONGEST ATHLETICS WINNING STREAK

9, 2X, LAST JUNE 26, 2003-APRIL 6, 2004

LAST SERIES SWEEPS

Rangers 2-game at Texas June 5-6, 2018
Rangers 3-game at Texas May 12-14, 2017
Rangers 4-game at Texas July 7-10, 2011
Rangers 2-game at Oakland Sept. 23-24, 1997
Rangers 3-game at Oakland Sept. 22-24, 2015
Rangers 4-game at Oakland.. Sept. 23-25, 1977 (DH 25th)

Athletics 2-game at Texas Sept. 16, 1975 (DH)
Athletics 3-game at Texas June 23-25, 2015
Athletics 4-game at Texas July 23-26, 2018
Athletics 2-game at Oakland Oct. 2-3, 2001
Athletics 3-game at Oakland Sept. 7-9, 2018
Athletics 4-game at Oakland N/A

SEATTLE MARINERS +

T-MOBILE PARK
OPENED 1999 (47,715)



SCOTT SERVAIS + NAMED MANAGER 10/26/15, REPLACING LLOYD MCLLENDON

RECORD WITH SEA253-233

CAREER RECORD253-233

SEA 2018 RECORD89-73

SEA 2018 FINISH ...3RD, A.L. WEST

2019 HEAD-TO-HEAD

April 25-28 at SEA
May 20-22 at TEX
May 27-29 at SEA
July 22-24 at SEA
July 30-31 at TEX
Aug. 29-Sept. 1 at TEX

SERIES RECORDS

ALL-TIME SERIES

TEXAS LEADS 332-323

GAMES IN ARLINGTON

TEXAS LEADS 176-154

GAMES AT GLOBE LIFE PARK

TEXAS LEADS 120-97

GAMES IN SEATTLE

SEATTLE LEADS 169-156

GAMES AT T-MOBILE PARK

SEATTLE LEADS 95-83

LONGEST RANGERS WINNING STREAK

10, MAY 27-OCT. 1, 1978

LONGEST MARINERS WINNING STREAK

8, JUNE 14, 1994-MAY 3, 1995

LAST SERIES SWEEPS

Rangers 2-game at Texas N/A
Rangers 3-game at Texas Aug. 29-31, 2016
Rangers 4-game at Texas July 23-25 (DH, 24th), 2007
Rangers 2-game at Seattle May 4-5, 2009
Rangers 3-game at Seattle Sept. 19-21, 2017
Rangers 4-game at Seattle July 14-17, 2011

Mariners 2-game at Texas July 17-18, 2002
Mariners 3-game at Texas April 27-29, 2015
Mariners 4-game at Texas April 12-15, 2002
Mariners 2-game at Seattle July 13-14, 1998
Mariners 3-game at Seattle Ail 14-16, 2017
Mariners 4-game at Seattle Sept. 16-19, 1996



TAMPA BAY RAYS +

TROPICANA FIELD
OPENED 1998 (31,042)



KEVIN CASH + NAMED MANAGER 12/5/14, REPLACING JOE MADDON

RECORD WITH TB 318-330

CAREER RECORD 318-330

TB 2018 RECORD 90-72

TB 2018 FINISH ... 3RD, A.L. EAST

2019 HEAD-TO-HEAD

June 28-30.....at TB
Sept. 10-12.....at TEX

SERIES RECORDS

ALL-TIME SERIES
TEXAS LEADS 95-84

GAMES AT GLOBE LIFE PARK
TEXAS LEADS 54-38

GAMES AT TROPICANA FIELD
TAMPA BAY LEADS 43-41*

LONGEST RANGERS WINNING STREAK
7, MAY 19-JULY 25, 1999

LONGEST RAYS WINNING STREAK
4, 3X, LAST APRIL 18-SEPT. 19, 2018 (CURRENT)

LAST SERIES SWEEPS

Rangers 2-game at Texas.....N/A
Rangers 3-game at Texas.....Aug. 14-16, 2015
Rangers 4-game at Texas.....N/A
Rangers 2-game at Tampa BayMay 1-2, 2006
Rangers 3-game at Tampa Bay July 21-23, 2017
Rangers 4-game at Tampa BayN/A

Rays 2-game at Texas.....N/A
Rays 3-game at Texas.....Sept. 17-19, 2018
Rays 4-game at Texas.....N/A
Rays 2-game at Tampa BayN/A
Rays 3-game at Tampa BayAug. 16-18, 2010
Rays 4-game at Tampa BayN/A

*Does not include 3-G series vs. HOU in Tampa Bay from Aug. 29-31, 2017 that was relocated from Houston due to Hurricane Harvey, Rangers won series, 2-1.

TORONTO BLUE JAYS +

ROGERS CENTRE
OPENED 1989 (49,160)



CHARLIE MONTOMOY + NAMED MANAGER 10/25/18, REPLACING JOHN GIBBONS

RECORD WITH TOR... 1ST SEASON

CAREER RECORD 1ST SEASON

TOR 2018 RECORD..... 73-89

TOR 2018 FINISH ... 4TH, A.L. EAST

2019 HEAD-TO-HEAD

May 3-5.....at TEX
Aug. 12-14.....at TOR

SERIES RECORDS

ALL-TIME SERIES
TORONTO LEADS 215-209

GAMES IN ARLINGTON
TEXAS LEADS 122-94

GAMES AT GLOBE LIFE PARK
TEXAS LEADS 67-48

GAMES IN TORONTO
TORONTO LEADS 121-87

GAMES AT ROGERS CENTRE
TORONTO LEADS 75-63

LONGEST RANGERS WINNING STREAK
10, APRIL 24, 2002-APRIL 30, 2003

LONGEST BLUE JAYS WINNING STREAK
9, AUG. 10, 1986-MAY 9, 1987

LAST SERIES SWEEPS

Rangers 2-game at Texas.....Aug. 4-5, 1998
Rangers 3-game at Texas.....May 25-27, 2012
Rangers 4-game at Texas.....N/A
Rangers 2-game at Toronto.....April 16-17, 2008
Rangers 3-game at Toronto.....April 30-May 2, 2002
Rangers 4-game at Toronto.....July 8-11, 1993

Blue Jays 2-game at Texas.....June 22 & 24, 1992
Blue Jays 3-game at Texas.....April 11-13, 2008
Blue Jays 4-game at Texas.....June 13-16, 2013
Blue Jays 2-game at TorontoApril 24-25, 2001
Blue Jays 3-game at TorontoMay 14-16, 2010
Blue Jays 4-game at TorontoJuly 21-24, 1994

ARIZONA DIAMONDBACKS +

CHASE FIELD
OPENED 1998 (48,618)



TOREY LOVULLO + NAMED MANAGER 11/4/16, REPLACING CHIP HALE

RECORD WITH ARI 175-149

CAREER RECORD 175-149

ARI 2018 RECORD 82-80

ARI 2018 FINISH ... 3RD, N.L. WEST

2019 HEAD-TO-HEAD

April 9-10.....at ARI
July 16-17.....at TEX

SERIES RECORDS

ALL-TIME SERIES
TEXAS LEADS 22-15

GAMES AT GLOBE LIFE PARK
TEXAS LEADS 13-7

GAMES IN ARIZONA
TEXAS LEADS 9-8

LONGEST RANGERS WINNING STREAK
4, 2X, LAST JUNE 24, 2009-JUNE 13, 2012

LONGEST D-BACKS WINNING STREAK
3, 2X LAST APRIL 22, 2015-JULY 8, 2015

LAST SERIES SWEEPS

Rangers 2-game at Texas.....May 30 & Aug. 1, 2013
Rangers 3-game at Texas.....June 16-18, 2006
Rangers 2-game at Arizona.....June 24-25, 1998
Rangers 3-game at Arizona.....N/A

Diamondbacks 2-game at Texas.....July 7-8, 2015
Diamondbacks 3-game at Texas.....N/A
Diamondbacks 2-game at Arizona.....May 27, 2013 (DH)
Diamondbacks 3-game at Arizona.....N/A



CHICAGO CUBS +

WRIGLEY FIELD
OPENED 1914 (41,395)



JOE MADDON + NAMED MANAGER 11/2/14, REPLACING RICK RENTERIA

RECORD WITH CHC 387-261

CAREER RECORD 1,168-990

CHC 2018 RECORD 95-68

CHC 2018 FINISH...2ND, N.L. CENTRAL

2018 HEAD-TO-HEAD

March 28, 30-31 at TEX

SERIES RECORDS

ALL-TIME SERIES

CHICAGO LEADS 8-7

GAMES AT GLOBE LIFE PARK

TIED 3-3

GAMES IN CHICAGO

CHICAGO LEADS 5-4

LONGEST RANGERS WINNING STREAK

3, JUNE 20, 2007-MAY 21, 2010

LONGEST CUBS WINNING STREAK

4, APRIL 18, 2013-JULY 16, 2016

LAST SERIES SWEEPS

Rangers 2-game at Texas N/A

Rangers 3-game at Texas N/A

Rangers 2-game at Chicago N/A

Rangers 3-game at Chicago N/A

Cubs 2-game at Texas N/A

Cubs 3-game at Texas N/A

Cubs 2-game at Chicago N/A

Cubs 3-game at Chicago N/A

CINCINNATI REDS +

GREAT AMERICAN BALL PARK
OPENED 2003 (42,319)



DAVID BELL + NAMED MANAGER 10/21/18, REPLACING JIM RIGGLEMAN

RECORD WITH CIN ... 1ST SEASON

CAREER RECORD 1ST SEASON

CIN 2018 RECORD 67-95

CIN 2018 FINISH...5TH, N.L. CENTRAL

2019 HEAD-TO-HEAD

June 14-16 at CIN

SERIES RECORDS

ALL-TIME SERIES

TIED 8-8

GAMES IN ARLINGTON

TEXAS LEADS 5-3

GAMES IN CINCINNATI

CINCINNATI LEADS 5-3

LONGEST RANGERS WINNING STREAK

2, JUNE 17, 2007-JUNE 28, 2013

LONGEST REDS WINNING STREAK

3, JUNE 15-17, 2004

LAST SERIES SWEEPS

Rangers 2-game at Texas N/A

Rangers 3-game at Texas N/A

Rangers 2-game at Cincinnati N/A

Rangers 3-game at Cincinnati N/A

Reds 2-game at Texas N/A

Reds 3-game at Texas N/A

Reds 2-game at Cincinnati N/A

Reds 3-game at Cincinnati June 15-17, 2004

MILWAUKEE BREWERS +

MILLER PARK
OPENED 2001 (41,900)



CRAIG COUNSELL + NAMED MANAGER 5/4/15, REPLACING RON ROENICKE

RECORD WITH MIL 316-308

CAREER RECORD 316-308

MIL 2018 RECORD 96-67

MIL 2018 FINISH...1ST, N.L. CENTRAL

2019 HEAD-TO-HEAD

Aug. 9-11 at MIL

SERIES RECORDS

ALL-TIME SERIES

MILWAUKEE LEADS 168-142

GAMES IN ARLINGTON

MILWAUKEE LEADS 90-64

GAMES AT GLOBE LIFE PARK

TEXAS LEADS 15-14

GAMES IN MILWAUKEE

TIED 78-78

GAMES AT MILLER PARK

TEXAS LEADS 3-2

LONGEST RANGERS WINNING STREAK

6, JUNE 4-AUG. 24, 1972

LONGEST BREWERS WINNING STREAK

10, JULY 8, 1976-MAY 28, 1977

LAST SERIES SWEEPS

Rangers 2-game at Texas July 19-20, 1993

Rangers 3-game at Texas June 12-14, 1972

Rangers 4-game at Texas N/A

Rangers 2-game at Milwaukee April 14 & 17, 1986

Rangers 3-game at Milwaukee Sept. 6-8, 1996

Rangers 4-game at Milwaukee N/A

Brewers 2-game at Texas April 8 & 10, 1991

Brewers 3-game at Texas April 12, 1987

Brewers 4-game at Texas N/A

Brewers 2-game at Milwaukee May 4-5, 1988

Brewers 3-game at Milwaukee April 17-19, 1987

Brewers 4-game at Milwaukee July 9-11, 1976 (DH 11th)



PITTSBURGH PIRATES +

PNC PARK
OPENED 2001 (38,747)



CLINT HURDLE + NAMED MANAGER 11/15/10, REPLACING JOHN RUSSELL

RECORD WITH PIT.....666-628

CAREER RECORD1,200-1,253

PIT 2018 RECORD.....82-79

PIT 2018 FINISH....4TH, N.L. CENTRAL

2019 HEAD-TO-HEAD

April 30-May 1at TEX
May 7-8.....at PIT

SERIES RECORDS

ALL-TIME SERIES
TEXAS LEADS 12-6

GAMES AT GLOBE LIFE PARK
TEXAS LEADS 8-4

GAMES IN PITTSBURGH
TEXAS LEADS 4-2

LONGEST RANGERS WINNING STREAK
6, JUNE 21, 2002-JUNE 10, 2004

LONGEST PIRATES WINNING STREAK
4, SEPT. 9, 2013-MAY 27, 2016

LAST SERIES SWEEPS

Rangers 3-game at Texas..... June 22-24, 2010
Rangers 3-game at Pittsburgh..... June 21-23, 2002

Pirates 3-game at Texas.....Sept. 9-11, 2013
Pirates 3-game at Pittsburgh.....N/A

FRONT OFFICE

COACHES

PLAYERS

2018 REVIEW

OPPONENTS

RECORDS

DEVELOPMENT

MEDIA

ST. LOUIS CARDINALS +

BUSCH STADIUM
OPENED 2006 (44,494)



MIKE SHILDT + NAMED INTERIM MANAGER 7/15/18, REPLACING MIKE MATHENY (INTERIM TAG REMOVED 8/28/18)

RECORD WITH STL41-28

CAREER RECORD41-28

STL 2018 RECORD88-74

STL 2018 FINISH....3RD, N.L. CENTRAL

2019 HEAD-TO-HEAD

May 17-19.....at TEX

SERIES RECORDS

ALL-TIME SERIES
TEXAS LEADS 7-2

GAMES IN ARLINGTON
ST. LOUIS LEADS 2-1

GAMES IN ST. LOUIS
TEXAS LEADS 6-0

LONGEST RANGERS WINNING STREAK
6, JUNE 21, 2013-JUNE 19, 2016 (CURRENT)

LONGEST CARDINALS WINNING STREAK
1, 2X, LAST JUNE 13, 2004

LAST SERIES SWEEPS

Rangers 3-game at Texas.....N/A
Rangers 3-game at St. Louis..... June 17-19, 2016

Cardinals 3-game at TexasN/A
Cardinals 3-game at St. Louis.....N/A



NATIONAL LEAGUE SERIES HISTORY

ARIZONA DIAMONDBACKS

YEAR	HOME	ROAD	TOTALS
1998	1-1	2-0	3-1
1999	2-1	1-2	3-3
2000	2-1	2-1	4-2
2006	3-0	---	3-0
---	---	2-1	2-1
2012	2-1	---	2-1
2013	2-0	0-2	2-2
2015	0-2	1-1	1-3
2018	1-1	1-1	2-2
TOTALS	13-7	9-8	22-15

ATLANTA BRAVES

YEAR	HOME	ROAD	TOTALS
2002	0-3	---	0-3
2003	---	0-3	0-3
2005	2-1	---	2-1
2008	2-1	---	2-1
2011	---	2-1	2-1
2014	3-0	---	3-0
2017	---	2-1	2-1
TOTALS	7-5	4-5	11-10

CHICAGO CUBS

YEAR	HOME	ROAD	TOTALS
2002	---	2-1	2-1
2007	2-1	---	2-1
2010	1-2	---	1-2
2013	---	1-2	1-2
2016	---	1-2	1-2
TOTALS	3-3	4-5	7-8

CINCINNATI REDS

YEAR	HOME	ROAD	TOTALS
2002	2-1	---	2-1
2004	---	0-3	0-3
2007	---	2-1	2-1
2013	2-1	---	2-1
2016	1-1	1-1	2-2
TOTALS	5-3	3-5	8-8

COLORADO ROCKIES

YEAR	HOME	ROAD	TOTALS
1997	2-0	1-1	3-1
1998	---	2-1	2-1
1999	1-2	---	1-2
2000	---	0-3	0-3
2001	2-1	---	2-1
2006	---	1-2	1-2
2012	2-1	---	2-1
2014	1-1	0-2	1-3
2015	---	2-1	2-1
2016	1-1	2-0	3-1
2018	2-1	---	2-1
TOTALS	11-7	8-10	19-17

LOS ANGELES DODGERS

YEAR	HOME	ROAD	TOTALS
1997	2-0	1-1	3-1
1998	0-3	---	0-3
1999	---	2-1	2-1
2000	1-2	---	1-2
2001	---	1-2	1-2
2009	1-2	---	1-2
2015	2-0	1-1	3-1
2018	0-2	0-2	0-4
TOTALS	6-9	5-7	11-16

MIAMI MARLINS

YEAR	HOME	ROAD	TOTALS
2003	1-2	---	1-2
2004	---	3-0	3-0
2005	---	1-2	1-2
2010	---	3-0	3-0
2011	1-2	---	1-2
2014	1-1	1-1	2-2
2017	1-2	---	1-2
TOTALS	4-7	8-3	12-10

MILWAUKEE BREWERS

Texas and Milwaukee played for 26 seasons before the Brewers moved to the National League following the 1997 season...The franchises had met each year since the Washington Senators faced the Seattle Pilots in 1969.

YEAR	HOME	ROAD	TOTALS
1972	4-2	3-3	7-5
1973	2-4	2-4	4-8
1974	2-4	3-3	5-7
1975	2-4	4-2	6-6
1976	1-5	1-5	2-10
1977	3-2	2-3	5-5
1978	1-4	3-2	4-6
1979	1-5	2-4	3-9
1980	4-2	3-3	7-5
1981	2-1	3-3	5-4
1982	1-5	4-2	5-7
1983	2-4	2-4	4-8
1984	4-1	2-4	6-5
1985	0-5	3-3	3-8
1986	3-3	5-1	8-4
1987	1-5	2-4	3-9
1988	2-4	2-4	4-8
1989	3-3	4-2	7-5
1990	3-3	4-2	7-5
1991	1-5	4-2	5-7
1992	3-3	2-4	5-7
1993	4-2	4-2	8-4
1994	1-2	2-1	3-3
1995	4-2	3-3	7-5
1996	3-4	4-2	7-6
1997	2-3	2-4	4-7
2007	2-1	---	2-1
2010	---	2-1	2-1
2013	1-1	1-1	2-2
2016	2-1	---	2-1
TOTALS	64-90	78-78	142-168

NEW YORK METS

YEAR	HOME	ROAD	TOTALS
2003	1-2	---	1-2
2008	---	1-2	1-2
2011	1-2	---	1-2
2014	---	1-2	1-2
2017	1-1	1-1	2-2
TOTALS	3-5	3-5	6-10

PHILADELPHIA PHILLIES

YEAR	HOME	ROAD	TOTALS
2005	---	0-3	0-3
2008	2-1	---	2-1
2011	---	1-2	1-2
2014	2-1	---	2-1
2017	3-0	---	3-0
TOTALS	7-2	1-5	8-7

PITTSBURGH PIRATES

YEAR	HOME	ROAD	TOTALS
2002	---	3-0	3-0
2004	3-0	---	3-0
2007	---	1-2	1-2
2010	3-0	---	3-0
2013	0-3	---	0-3
2016	2-1	---	2-1
TOTALS	8-4	4-2	12-6

ST. LOUIS CARDINALS

YEAR	HOME	ROAD	TOTALS
2004	1-2	---	1-2
2013	---	3-0	3-0
2016	---	3-0	3-0
TOTALS	1-2	6-0	7-2

SAN DIEGO PADRES

YEAR	HOME	ROAD	TOTALS
1997	2-0	0-2	2-2
1998	2-1	---	2-1
1999	---	1-2	1-2
2000	2-1	---	2-1
2001	---	1-2	1-2
2006	1-2	---	1-2
2009	1-2	---	1-2
2012	---	3-0	3-0
2015	1-2	2-1	3-3
2017	2-0	1-1	3-1
2018	2-1	2-1	4-2
TOTALS	13-9	10-9	23-18

SAN FRANCISCO GIANTS

YEAR	HOME	ROAD	TOTALS
1997	1-1	1-1	2-2
1998	---	1-2	1-2
1999	3-0	---	3-0
2000	---	0-3	0-3
2001	1-2	---	1-2
2006	---	0-3	0-3
2009	---	0-3	0-3
2012	---	2-1	2-1
2015	2-1	---	2-1
2018	0-0	1-2	1-2
TOTALS	7-4	5-15	12-19

WASHINGTON NATIONALS/ MONTREAL EXPOS

YEAR	HOME	ROAD	TOTALS
2003	---	0-3	0-3
2005	2-1	---	2-1
2008	---	2-1	2-1
2014	---	1-2	1-2
2017	---	3-0	3-0
TOTALS	2-1	6-6	8-7

FRONT OFFICE

COACHES

PLAYERS

2018 REVIEW

OPPONENTS

RECORDS

DEVELOPMENT

MEDIA



AMERICAN LEAGUE SERIES HISTORY

FRONT OFFICE
COACHES
PLAYERS
2018 REVIEW
OPPONENTS
RECORDS
DEVELOPMENT
MEDIA

BALTIMORE ORIOLES

YEAR	HOME	ROAD	TOTALS
1972	1-5	5-1	6-6
1973	1-5	1-5	2-10
1974	4-2	4-2	8-4
1975	2-4	3-3	5-7
1976	0-6	4-2	4-8
1977	1-5	6-4	7-9
1978	1-4	3-3	4-7
1979	5-1	1-5	6-6
1980	2-4	4-2	6-6
1981	1-2	0-0	1-2
1982	1-5	2-4	3-9
1983	2-4	1-5	3-9
1984	1-5	2-4	3-9
1985	2-4	0-6	2-10
1986	4-2	3-3	7-5
1987	3-3	2-4	5-7
1988	4-2	2-4	6-6
1989	2-4	1-5	3-9
1990	2-4	2-4	4-8
1991	2-4	1-5	3-9
1992	1-5	4-2	5-7
1993	4-2	4-2	8-4
1994	1-2	2-1	3-3
1995	0-2	1-2	1-4
1996	5-1	5-2-1	10-3-1
1997	1-5	0-5	1-10
1998	2-3	3-3	5-6
1999	3-3	3-3	6-6
2000	5-1	1-5	6-6
2001	4-0	3-2	7-2
2002	4-2	2-1	6-3
2003	1-2	1-5	2-7
2004	2-1	0-4	2-5
2005	3-3	3-1	6-4
2006	4-1	2-2	6-3
2007	3-3	2-1	5-4
2008	2-1	3-3	5-4
2009	1-2	4-3	5-5
2010	2-4	2-2	4-6
2011	3-0	2-1	5-1
2012	2-1	3-1	5-1
2013	0-3	2-2	2-5
2014	1-2	0-4	1-6
2015	3-0	3-1	6-1
2016	3-1	1-2	4-3
2017	2-2	1-4	3-6
2018	3-1	2-3	5-4
TOTALS	106-127	103-131	209-260

CHICAGO WHITE SOX

YEAR	HOME	ROAD	TOTALS
1972	3-6	1-8	4-14
1973	4-5	1-8	5-13
1974	3-5	4-4-1	7-9-1
1975	7-2	6-3	13-5
1976	6-3	5-4	11-7
1977	4-4	5-2	9-6
1978	3-4	1-7	4-11
1979	1-6	1-5	2-11
1980	4-2	3-4-2	7-6-2
1981	3-0	1-2	4-2
1982	4-2	1-6	5-8
1983	4-3	1-5	5-8
1984	4-2	4-3	8-5
1985	2-5	1-5	3-10
1986	6-0	5-2	11-2
1987	4-4	2-4	6-7
1988	2-4	3-4	5-8
1989	5-2	5-1	10-3
1990	4-3	2-4	6-7
1991	4-3	1-5	5-8
1992	5-1	3-4	8-5
1993	4-3	1-5	5-8
1994	4-2	1-2	5-4
1995	3-3	4-2	7-5
1996	1-5	3-3	4-8
1997	4-4	1-2	5-6
1998	3-2	3-3	6-5
1999	3-1	2-4	5-5
2000	3-3	2-2	5-5
2001	1-2	1-5	2-7
2002	3-3	1-2	4-5
2003	3-0	1-3	4-3
2004	2-4	1-2	3-6
2005	5-1	1-2	6-3
2006	1-3	4-2	5-5
2007	3-0	1-2	4-2
2008	2-1	1-2	3-3
2009	2-1	2-1	4-2
2010	3-3	2-1	5-4
2011	2-1	2-3	4-4
2012	3-3	0-3	3-6
2013	1-2	1-2	2-4
2014	2-1	2-1	4-2
2015	2-1	1-2	3-3
2016	2-1	0-3	2-4
2017	4-1	1-2	3-4
2018	2-1	1-3	3-4
TOTALS	148-115	99-154	247-269

DETROIT TIGERS

YEAR	HOME	ROAD	TOTALS
1972	1-5	1-5	2-10
1973	5-1	2-4	7-5
1974	4-2	3-3	7-5
1975	5-1	6-0	11-1
1976	4-2	3-3	7-5
1977	4-1	4-1	8-2
1978	1-4	2-3	3-7
1979	4-2	2-4	6-6
1980	3-3	5-1	8-4
1981	2-4	1-5	3-9
1982	3-3	1-5	4-8
1983	2-4	2-4	4-8
1984	2-4	0-6	2-10
1985	2-4	3-3	5-7
1986	4-2	1-5	5-7
1987	3-3	1-5	4-8
1988	2-4	2-4	4-8
1989	4-2	4-2	8-4
1990	2-4	4-2	6-6
1991	5-1	1-5	6-6
1992	0-6	4-2	4-8
1993	3-3	3-3	6-6
1994	5-1	2-4	7-5
1995	4-2	4-2	8-4
1996	5-1	4-3	9-4
1997	3-3	1-4	4-7
1998	5-1	3-2	8-3
1999	4-2	1-3	5-5
2000	2-2	3-3	5-5
2001	1-5	0-3	1-8
2002	3-0	1-5	4-5
2003	3-1	3-0	6-1
2004	1-2	4-2	5-4
2005	1-2	1-2	2-4
2006	1-3	4-2	5-5
2007	3-3	1-2	4-5
2008	3-3	0-3	3-6
2009	2-1	0-6	2-7
2010	4-2	2-1	6-3
2011	1-2	2-4	3-6
2012	4-2	3-1	7-3
2013	3-1	1-2	4-3
2014	0-3	3-1	3-4
2015	2-1	3-1	5-2
2016	1-2	3-0	4-2
2017	3-0	2-1	5-1
2018	2-1	2-2	4-3
TOTALS	129-110	110-135	239-245

KANSAS CITY ROYALS

YEAR	HOME	ROAD	TOTALS
1972	2-3	4-5	6-8
1973	5-4	2-7	7-11
1974	5-4	5-4	10-8
1975	3-6	1-8	4-14
1976	6-3	5-4	11-7
1977	3-4	4-4	7-8
1978	6-2	2-5	8-7
1979	2-4	5-2	7-6
1980	0-7	3-3	3-10
1981	2-2	2-1	4-3
1982	3-4	3-3	6-7
1983	4-2	1-6-1	5-8-1
1984	3-4	4-2	7-6
1985	4-2	3-4	7-6
1986	4-3	1-5	5-8
1987	4-4	3-4	7-8
1988	4-3	2-4	6-7
1989	3-3	2-5	5-8
1990	5-2	3-3	8-5
1991	3-3	3-4	6-7
1992	5-2	2-4	7-6
1993	3-3	3-4	6-7
1994	2-2	1-2	3-4
1995	4-3	2-5	6-8
1996	4-2	2-4	6-6
1997	4-3	2-4	6-7
1998	4-1	4-2	8-3
1999	5-1	1-3	6-4
2000	3-1	4-2	7-3
2001	3-3	2-1	5-4
2002	2-1	0-6	2-7
2003	2-4	0-3	2-7
2004	1-2	4-2	5-4
2005	3-0	5-2	8-2
2006	1-2	2-1	3-3
2007	4-2	0-3	4-5
2008	2-1	5-1	7-2
2009	1-2	2-1	3-3
2010	4-0	3-2	7-2
2011	5-1	1-1	6-2
2012	0-2	5-2	5-4
2013	2-1	1-2	3-3
2014	1-2	0-3	1-5
2015	2-2	2-1	4-3
2016	4-0	2-1	6-1
2017	5-1	1-2	6-3
2018	2-2	3-0	5-2
TOTALS	144-114	120-144	264-258

BOSTON RED SOX

YEAR	HOME	ROAD	TOTALS
1972	3-3	1-5	4-8
1973	1-5	2-4	3-9
1974	5-1	2-4	7-5
1975	2-4	2-4	4-8
1976	5-1	4-2	9-3
1977	2-3	3-3	6-6
1978	5-0	2-3	7-3
1979	3-3	2-3	5-6
1980	3-3	4-2	7-5
1981	5-1	1-2	6-3
1982	1-5	1-5	2-10
1983	3-3	2-4	5-7
1984	3-3	4-2	7-5
1985	4-2	3-3	7-5
1986	3-3	1-5	4-8
1987	4-2	1-5	5-7
1988	2-4	2-4	4-8
1989	4-2	2-4	6-6
1990	4-2	3-3	7-5
1991	5-1	2-4	7-5
1992	5-1	3-3	8-4
1993	4-2	2-4	6-6
1994	2-1	3-0	5-1
1995	1-2	3-1	4-3
1996	5-1	1-5	6-6
1997	2-3	6-0	8-3
1998	4-2	1-4	5-6
1999	3-0	2-4	5-4
2000	2-4	1-3	3-7
2001	2-1	0-4	2-5
2002	2-2	1-2	3-4
2003	4-2	0-3	4-5
2004	3-0	2-4	5-4
2005	2-4	0-3	2-7
2006	1-2	3-3	4-5
2007	2-4	2-2	4-6
2008	1-2	0-7	1-9
2009	5-1	2-1	7-2
2010	2-1	4-3	6-4
2011	4-3	2-1	6-4
2012	2-1	4-1	6-2
2013	3-0	1-2	4-2
2014	1-2	1-2	2-4
2015	3-1	2-1	5-2
2016	2-1	1-2	3-3
2017	0-3	1-5	1-8
2018	1-3	0-3	1-6
TOTALS	136-99	91-142	227-241

CLEVELAND INDIANS

YEAR	HOME	ROAD	TOTALS
1972	2-4	1-5	3-9
1973	2-4	3-3	5-7
1974	4-2	4-2	8-4
1975	4-1	3-4	7-5
1976	3-3	2-4	5-7
1977	4-2	5-0	9-2
1978	5-4	1-2	6-6
1979	4-2	3-3	7-5
1980	5-1	1-5	6-6
1981	1-1	1-1	2-2
1982	3-3	2-4	5-7
1983	5-1	4-2	9-3
1984	1-5	2-4	3-9
1985	3-3	2-4	5-7
1986	3-3	3-3	6-6
1987	5-1	5-1	10-2
1988	2-3	2-1	4-4
1989	2-4	3-3	5-7
1990	3-3	2-4	5-7
1991	3-3	5-1	8-4
1992	3-3	4-2	7-5
1993	3-3	2-4	5-7
1994	3-3	4-2	7-5
1995	2-4	1-2	3-6
1996	5-1	3-3	8-4
1997	3-3	3-2	6-5
1998	2-3	2-3	4-6
1999	4-2	3-1	7-3
2000	1-3	3-3	4-6
2001	3-3	1-2	4-5
2002	2-1	3-3	5-4
2003	4-2	1-2	5-4
2004	3-0	5-1	8-1
2005	2-1	1-2	3-3
2006	2-4	2-1	4-5
2007	1-3	2-3	4-6
2008	2-3	2-1	4-4
2009	3-0	5-1	8-1
2010	2-1	2-1	4-2
2011	5-1	4-0	9-1
2012	2-1	3-3	5-4
2013	1-2	0-3	1-5
2014	1-3	0-3	1-6
2015	1-2	2-1	3-3
2016	3-1	2-1	5-2
2017	0-3	1-3	1-6
2018	3-3	2-2	5-5
TOTALS	132-107	120-112	252-219

HOUSTON ASTROS

YEAR	HOME	ROAD	TOTALS
2001	1-2	2-1	3-3
2002	1-2	1-2	2-4
2003	0-3	2-1	2-4
2004	2-1	1-2	

MINNESOTA TWINS

YEAR	HOME	ROAD	TOTALS
1972	5-4	2-7	7-11
1973	3-6	3-6	6-12
1974	5-4	4-5	9-9
1975	3-6	7-2	10-8
1976	4-5	3-6	7-11
1977	4-4	3-4	7-8
1978	4-3	5-3	9-6
1979	3-4	6-0	9-4
1980	2-3	1-6	3-9
1981	5-2	3-3	8-5
1982	5-1	3-4	8-5
1983	4-3	4-2	8-5
1984	3-3	2-5	5-8
1985	4-3	1-5	5-8
1986	4-2	3-4	7-6
1987	6-1	1-5	7-6
1988	2-4	4-3	6-7
1989	4-3	4-2	8-5
1990	5-1	3-4	8-5
1991	4-3	3-3	7-6
1992	3-3	4-3	7-6
1993	4-3	2-4	6-7
1994	3-3	2-1	5-4
1995	5-3	4-2	9-5
1996	2-4	3-3	5-7
1997	4-2	4-1	8-3
1998	2-4	2-3	4-7
1999	6-0	6-0	12-0
2000	3-3	1-5	4-8
2001	3-3	2-1	5-4
2002	1-2	2-4	3-6
2003	4-2	0-3	4-5
2004	2-2	0-3	2-5
2005	2-1	4-2	6-3
2006	3-3	2-1	5-4
2007	1-2	1-5	2-7
2008	2-1	3-4	5-5
2009	3-4	1-2	4-6
2010	3-1	0-6	3-7
2011	2-2	1-3	3-5
2012	5-2	3-0	8-2
2013	1-2	2-2	3-4
2014	2-1	3-1	5-2
2015	2-1	1-2	3-3
2016	1-3	1-2	2-5
2017	1-2	2-2	3-4
2018	2-1	2-1	4-2

TOTALS 151-124 122-146 273-270

OAKLAND ATHLETICS

YEAR	HOME	ROAD	TOTALS
1972	2-7	2-4	4-11
1973	5-4	2-7	7-11
1974	4-5	6-3	10-8
1975	2-6	3-6	6-12
1976	6-3	5-4	11-7
1977	7-0	6-2	13-2
1978	7-2	2-4	9-6
1979	5-1	6-1	11-2
1980	3-4	3-3	6-7
1981	1-2	1-2	2-4
1982	5-2	3-3	8-5
1983	6-0	5-2	11-2
1984	4-3	1-5	5-8
1985	3-3	4-3	7-6
1986	6-1	4-2	10-3
1987	3-3	4-3	7-6
1988	3-4	2-4	5-8
1989	2-4	3-4	5-8
1990	2-5	3-3	5-8
1991	4-2	5-2	9-4
1992	2-5	2-4	4-9
1993	5-1	3-4	8-5
1994	0-4	3-3	3-7
1995	4-2	4-3	8-5
1996	3-4	3-3	6-7
1997	4-2	3-3	7-5
1998	2-4	4-2	6-6
1999	5-1	2-4	7-5
2000	5-1	2-4	7-5
2001	5-5	5-4	10-9
2002	4-5	2-8	6-13
2003	3-7	1-8	4-15
2004	5-5	4-6	9-11
2005	2-7	6-4	8-11
2006	5-5	5-4	10-9
2007	6-3	4-6	10-9
2008	6-3	6-4	12-7
2009	4-5	4-6	8-11
2010	5-4	5-5	10-9
2011	7-2	6-4	13-6
2012	6-4	2-7	8-11
2013	4-6	5-4	9-10
2014	3-7	7-2	10-9
2015	3-4	6-4	9-10
2016	5-4	5-5	10-9
2017	7-3	1-8	8-11
2018	3-6	3-7	6-13

TOTALS 194-172 173-193 367-365

TAMPA BAY RAYS

YEAR	HOME	ROAD	TOTALS
1998	5-1	2-3	7-4
1999	2-4	6-0	8-4
2000	4-2	3-3	7-5
2001	2-1	3-3	5-4
2002	3-3	2-1	5-4
2003	3-0	3-3	6-3
2004	5-1	2-1	7-2
2005	1-2	1-4	2-6
2006	3-0	3-3	6-3
2007	4-2	0-3	4-5
2008	2-4	1-2	3-6
2009	5-1	1-2	6-3
2010	2-1	0-3	2-4
2011	2-1	3-3	5-4
2012	3-3	1-2	4-5
2013	2-2	2-2	4-4
2014	1-3	1-2	2-5
2015	3-0	2-2	5-2
2016	1-2	1-2	2-4
2017	1-2	3-0	4-2
2018	0-3	1-2	1-5

TOTALS 54-38 41-46 95-84

TORONTO BLUE JAYS

YEAR	HOME	ROAD	TOTALS
1977	3-2	4-2	7-4
1978	3-3	1-4	4-7
1979	4-2	3-3	7-5
1980	4-2	3-3	7-5
1981	4-2	2-0	6-2
1982	4-2	0-6	4-8
1983	3-3	1-5	4-8
1984	3-3	3-3	6-6
1985	1-5	2-4	3-9
1986	3-3	2-4	5-7
1987	3-3	0-6	3-9
1988	4-2	2-4	6-6
1989	3-3	2-4	5-7
1990	5-1	2-4	7-5
1991	4-2	2-4	6-6
1992	1-5	2-4	3-9
1993	3-3	4-2	7-5
1994	4-2	0-6	4-8
1995	5-1	4-2	9-3
1996	5-1	5-1	10-2
1997	2-3	2-4	4-7
1998	4-1	3-3	7-4
1999	1-3	5-1	6-4
2000	3-3	1-3	4-6
2001	1-2	2-4	3-6
2002	5-1	3-0	8-1
2003	1-2	4-2	5-4
2004	6-0	1-2	7-2
2005	5-2	2-1	7-3
2006	2-1	2-1	4-2
2007	3-0	2-5	5-5
2008	2-4	2-0	4-4
2009	4-3	1-2	5-5
2010	1-2	2-5	3-7
2011	3-4	1-2	4-6
2012	3-0	3-3	6-3
2013	0-4	1-2	1-6
2014	1-2	1-2	2-4
2015	1-2	1-2	2-4
2016	2-1	1-3	3-4
2017	2-2	1-2	3-4
2018	1-2	2-1	3-3

TOTALS 122-94 87-121 209-215

NEW YORK YANKEES

YEAR	HOME	ROAD	TOTALS
1972	3-3	1-5	4-8
1973	2-4	2-4	4-8
1974	1-5	3-4	4-8
1975	2-1	1-5	4-8
1976	1-5	2-4	3-9
1977	1-4	2-3	3-7
1978	3-2	1-4	4-6
1979	3-3	1-5	4-8
1980	3-3	2-4	5-7
1981	2-1	2-4	4-5
1982	3-3	2-4	5-7
1983	2-4	3-3	5-7
1984	3-3	3-3	6-6
1985	4-2	0-6	4-8
1986	3-3	2-4	5-7
1987	4-2	3-3	7-5
1988	4-2	2-3	6-5
1989	5-1	2-4	7-5
1990	6-0	3-3	9-3
1991	5-1	2-4	7-5
1992	3-3	3-3	6-6
1993	5-1	4-2	9-3
1994	2-1	0-2	2-3
1995	3-1	0-5	3-6
1996	5-1	2-4	7-5
1997	3-3	1-4	4-7
1998	1-4	2-4	3-8
1999	2-4	2-4	4-8
2000	1-5	1-5	2-10
2001	2-2	2-1	4-3
2002	1-2	2-2	3-4
2003	1-2	4-2	5-4
2004	3-3	1-2	4-5
2005	1-2	2-5	3-7
2006	0-6	2-2	2-8
2007	0-3	1-2	0-5
2008	2-2	2-1	4-3
2009	1-2	3-3	4-5
2010	4-1	0-3	4-4
2011	1-2	1-5	2-7
2012	2-1	1-3	3-4
2013	2-2	2-1	4-3
2014	2-1	1-3	3-4
2015	2-2	3-0	5-2
2016	2-1	2-2	4-3
2017	1-2	2-1	3-3
2018	2-1	1-3	3-4

TOTALS 115-114 86-152 201-266

SEATTLE MARINERS

YEAR	HOME	ROAD	TOTALS
1977	2-6	4-3	6-9
1978	6-1	6-2	12-3
1979	4-3	3-3	7-6
1980	2-3	2-4	4-7
1981	2-5	6-0	8-5
1982	1-5	3-4	4-9
1983	4-3	3-3	7-6
1984	0-6	3-4	3-10
1985	6-1	1-5	7-6
1986	5-1	4-3	9-4
1987	2-5	2-4	4-9
1988	3-3	4-3	7-6
1989	4-3	3-3	7-6
1990	3-3	3-4	6-7
1991	2-5	6-0	8-5
1992	3-3	6-1	9-4
1993	4-3	1-5	5-8
1994	1-5	0-4	1-9
1995	2-5	1-5	3-10
1996	2-4	1-6	3-10
1997	1-5	3-3	4-8
1998	5-1	2-4	7-5
1999	4-3	4-2	8-5
2000	3-3	2-4	5-7
2001	3-7	2-8	5-15
2002	4-6	3-7	7-13
2003	6-4	4-6	10-10
2004	7-2	5-5	12-7
2005	7-3	6-3	13-6
2006	7-3	4-5	11-8
2007	6-3	2-8	8-11
2008	6-4	5-4	11-8
2009	7-3	4-5	11-8
2010	6-4	6-3	12-7
2011	8-1	7-3	15-4
2012	6-4	4-5	10-9
2013	5-4	7-3	12-7
2014	5-5	5-4	10-9
2015	3-6	4-6	7-12
2016	7-2	5-5	12-7
2017	4-6	4-5	8-11
2018	5-4	4-6	9-10

TOTALS 176-154 156-169 332-323

FRONT OFFICE
COACHES
PLAYERS
2018 REVIEW
OPPONENTS
RECORDS
DEVELOPMENT
MEDIA

OPPONENT LEADERS

OPPONENTS ALL-TIME RECORDS (vs. Texas only, 1972-2018)

AT BATS

Ichiro Suzuki	1001
George Brett	931
Cal Ripken, Jr.	861
Garret Anderson	823
Paul Molitor	820
Robin Yount	785
Rickey Henderson	748
Harold Baines	734
Edgar Martinez	727
Carlton Fisk	669

HITS

Ichiro Suzuki	317
George Brett	291
Paul Molitor	254
Garret Anderson	248
Cal Ripken, Jr.	248
Robin Yount	239
Edgar Martinez	219
Wade Boggs	216
Harold Baines	213
Rickey Henderson	208

HOME RUNS

Reggie Jackson	43
Jose Canseco	40
Jason Giambi	37
Troy Glaus	35
Tim Salmon	35
Frank Thomas	35
George Brett	34
Ken Griffey, Jr.	34
Harold Baines	33
David Ortiz	33
Jim Thome	32
Garret Anderson	31
Carlos Delgado	31
Mark McGwire	31

RUNS BATTED IN

Garret Anderson	158
George Brett	155
Cal Ripken, Jr.	135
Reggie Jackson	130
Frank Thomas	123
Tim Salmon	119
Harold Baines	117
Jose Canseco	115
Ken Griffey, Jr.	115
Tori Hunter	112

AVERAGE (min. 150 AB)

Vladimir Guerrero	395 (162-410)
Miguel Cabrera	393 (126-321)
Geronimo Berroa	386 (61-158)
Nomar Garciaparra	383 (102-266)
Carlos May	361 (103-285)
Alan Bannister	358 (77-215)
Jeff Conine	358 (83-232)
Tim Salmon	353 (200-567)
Craig Biggio	346 (54-156)
Mo Vaughn	344 (110-320)

WINS

Bartolo Colon	21
Bert Blyleven	19
Felix Hernandez	19
Dennis Leonard	19
Jack Morris	19
Roger Clemens	18
Mike Mussina	18
Barry Zito	18
Jered Weaver	18
Mike Moore	17
4 tied	16

*Blyleven has one win vs. Wash. for a total of 20.

OPPONENTS SINGLE-SEASON RECORDS

BATTING

Home Runs	10	Khris Davis, Oakland, 2018 (19 games)
	9	Khris Davis, Oakland, 2016 (18 games)
	8	Reggie Jackson, Oakland, 1974 (18 games)
		Vernon Wells, Toronto, 2010 (10 games)
		Vladimir Guerrero, LA of Anaheim, 2004 (18 games)
		Troy Glaus, Anaheim, 2002 (18 games)
		Troy Glaus, Anaheim, 2001 (19 games)
		Jason Giambi, Oakland, 2001 (19 games)
		Brady Anderson, Baltimore, 1996 (14 games)
		Ken Griffey, Jr., Seattle, 1994 (10 games)
		George Brett, Kansas City, 1985 (13 games)
RBI	27	Bret Boone, Seattle, 2001 (19 games)
	26	Khris Davis, Oakland, 2018 (19 games)
	24	Khris Davis, Oakland, 2016 (18 games)
		George Brett, Kansas City, 1985 (13 games)
		Reggie Jackson, Oakland, 1974 (18 games)
Hits	32	Vladimir Guerrero, LA of Anaheim, 2004 (18 games)
		Mark Kotsay, Oakland, 2004 (19 games)
		Ichiro Suzuki, Seattle, 2001 (19 games)

PITCHING

Wins	6	Bartolo Colon, Anaheim, 2004
	5	Felix Hernandez, Seattle, 2015
		Ramon Ortiz, Anaheim, 2001
		Bert Blyleven, Cleveland-Minnesota, 1985
		Stan Bahnsen, Chicago-AL, 1972
		Barry Zito, Oakland, 2001
		Nolan Ryan, California, 1972
		Gerrit Cole, Houston, 2018
		Felix Hernandez, Seattle, 2006
		Randy Johnson, Seattle, 1997
		Justin Verlander, Houston, 2018
		Dallas Keuchel, Houston, 2015
		Roger Clemens, Toronto, 1997
		Roger Nelson, Kansas City, 1972
		Jim Palmer, Baltimore, 1977
		Paul Hartzell, California, 1976
		Jim Palmer, Baltimore, 1975
Strikeouts	45	
	43	
	40	
	39	
ERA (min. 30.0 IP)	0.56	
	0.57	
	0.72	
	0.74	
	0.89	

2018 OPPONENTS LEADERS

BATTING

AVERAGE (MIN. 25 PA)	
Francisco Lindor (CLE)	.429 (12-28)
Guillermo Heredia (SEA)	.425 (17-40)
Robinson Cano (SEA)	.421 (16-38)
Edwin Encarnacion (CLE)	.417 (10-24)
Mookie Betts (BOS)	.400 (10-25)

HITS

Mitch Haniger (SEA)	26
Matt Chapman (OAK)	22
Khris Davis (OAK)	22
Jed Lowrie (OAK)	22
Marcus Semien (OAK)	22
3 tied	21

RUNS

Matt Chapman (OAK)	16
Jean Segura (SEA)	16
Khris Davis (OAK)	15
Marcus Semien (OAK)	15
Shohei Ohtani (LAA)	14

DOUBLES

Mitch Haniger (SEA)	10
Jed Lowrie (OAK)	10
Marcus Semien (OAK)	7
Yuli Gurriel (HOU)	6
4 tied	5

TRIPLES

Dee Gordon (SEA)	4
Matt Chapman (OAK)	3
Xander Bogaerts (BOS)	2
Avissail Garcia (CWS)	2
Kevin Pillar (TOR)	2

HOME RUNS

Khris Davis (OAK)	10
Shohei Ohtani (LAA)	6
George Springer (HOU)	5
7 tied	4

RUNS BATTED IN

Khris Davis (OAK)	26
Mitch Haniger (SEA)	19
Shohei Ohtani (LAA)	14
Evan Gattis (HOU)	13
Jed Lowrie (OAK)	13
Jean Segura (SEA)	13

WALKS

Jean Segura (SEA)	18
Mike Trout (LAA)	12
Alex Bregman (HOU)	10
Khris Davis (OAK)	10
George Springer (HOU)	10

STRIKEOUTS

Matt Chapman (OAK)	24
Khris Davis (OAK)	22
Marvin Gonzalez (HOU)	17
Jake Marisnick (HOU)	17
Mike Zunino (SEA)	17

STOLEN BASES

Jean Segura (SEA)	7
Jose Altuve (HOU)	3
Mike Trout (LAA)	3
Justin Upton (LAA)	3
6 tied	2

PITCHING

WINS	
Jaime Barria (LAA)	3
Mike Fiers (DET-OAK)	3
16 tied	2

LOSSES

Kendall Graveman (OAK)	2
Dallas Keuchel (HOU)	2
Daniel Mendgen (OAK)	2
Erasmus Ramirez (SEA)	2
Marcus Stroman (TOR)	2
Justin Verlander (HOU)	2

ERA (MIN. 15.0 IP)

Mike Fiers (DET-OAK)	1.47
Justin Verlander (HOU)	2.03
Charlie Morton (HOU)	2.16
Jaime Barria (LAA)	2.25
Marco Gonzales (SEA)	2.78

GAMES

James Pazo (SEA)	13
Jose Alvarez (LAA)	11
Ryan Buchter (OAK)	11
Will Harris (HOU)	10
Chris Devenski (HOU)	9
Hector Rondon (HOU)	9

COMPLETE GAMES

None

SAVES

Blake Treinen (OAK)	5
Edwin Diaz (SEA)	4
Hector Rondon (HOU)	3
5 tied	2

INNINGS PITCHED

Justin Verlander (HOU)	31.0
Dallas Keuchel (HOU)	29.1
Gerrit Cole (HOU)	25.0
Jaime Barria (LAA)	24.0
Marco Gonzales (SEA)	22.2

WALKS

Jaime Barria (LAA)	12
Trevor Cahill (OAK)	11
Gerrit Cole (HOU)	9
Justin Verlander (HOU)	9
4 tied	8

STRIKEOUTS

Gerrit Cole (HOU)	40
Justin Verlander (HOU)	39
Charlie Morton (HOU)	30
Dallas Keuchel (HOU)	27
Chris Sale (BOS)	24

HOME RUNS ALLOWED

Edwin Jackson (OAK)	5
Masahiro Tanaka (NYY)	5
6 tied	4

FRONT OFFICE

COACHES

PLAYERS

2018 REVIEW

OPPONENTS

RECORDS

DEVELOPMENT

MEDIA



RECORDS



Elvis Andrus is the all-time Rangers leader in stolen bases, and ranks fifth in club history in games, hits, runs and doubles entering his 11th Major League season.



TEXAS RANGERS B * A * S * E * B * A * L * L HALL OF FAME

The Texas Rangers Baseball Hall of Fame was created in 2003 to honor those individuals who have excelled for the franchise both on and off the field. Through 2017, 20 individuals have been inducted.

Under a process instituted in 2009, the Hall of Fame selection committee, which is comprised of all living Texas Rangers Hall of Fame inductees, veteran members of the media, and Rangers club officials,

meets to consider individuals based on their playing contributions. Individuals in a non-playing capacity are also considered for induction by the Rangers organization.

To be considered for Rangers Hall of Fame selection, former players must have spent a minimum of four seasons in a Texas uniform and be retired as an active player for a minimum of one year.

2003 INDUCTEES - INDUCTED AUGUST 2, 2003



CHARLIE HOUGH • RHP

PLAYING CAREER: 1970-94
WITH RANGERS: 1980-90



JIM SUNDBERG • C

PLAYING CAREER: 1974-89
WITH RANGERS: 1974-83, 1988-89



NOLAN RYAN • RHP

PLAYING CAREER: 1966, 1969-93
WITH RANGERS: 1989-93



JOHNNY OATES • MANAGER

WITH RANGERS: 1995-2001

2004 INDUCTEES - INDUCTED JULY 31, 2004



TOM VANDERGRIFF

DISTINGUISHED PUBLIC SERVANT



FERGUSON JENKINS • RHP

PLAYING CAREER: 1965-83
WITH RANGERS: 1974-75, 1978-81



BUDDY BELL • 3B

PLAYING CAREER: 1972-89
WITH RANGERS: 1979-85, 1989

2005 INDUCTEES - INDUCTED AUGUST 4, 2005



JOHN WETTELAND • RHP

PLAYING CAREER: 1989-2000
WITH RANGERS: 1997-2000



MARK HOLTZ
BROADCASTER

WITH RANGERS: 1982-1997

2007 INDUCTEE - INDUCTED AUGUST 11, 2007



RUSTY GREER • OF

PLAYING CAREER: 1994-2004
WITH RANGERS: 1994-2004

2009 INDUCTEES - INDUCTED AUGUST 1, 2009



TOBY HARRAH • INF

PLAYING CAREER: 1969, 1971-86
WITH RANGERS: 1972-78, 1985-86



RUBEN SIERRA • OF

PLAYING CAREER:
1986-98, 2000-06
WITH RANGERS:
1986-92, 2000-01, 2003

2010 INDUCTEE - INDUCTED JULY 24, 2010



TOM GRIEVE

PLAYING CAREER: 1970-77
EXECUTIVE: 1984-94
BROADCASTER: 1995-PRESENT

FRONT OFFICE

COACHES

PLAYERS

2018 REVIEW

OPONENTS

RECORDS

DEVELOPMENT

MEDIA



**KENNY ROGERS** LHP

PLAYING CAREER: 1989-2008
WITH RANGERS:
1989-95, 2000-02, 2004-05

**MICHAEL YOUNG** INF

PLAYING CAREER: 2000-13
WITH RANGERS: 2000-12

2012 INDUCTEE - INDUCTED AUGUST 11, 2012

**ERIC NADEL**
BROADCASTER

WITH RANGERS: 1979-PRESENT

2013 INDUCTEE - INDUCTED JULY 20, 2013

**IVAN "PUDGE" RODRIGUEZ** C

PLAYING CAREER: 1991-2011
WITH RANGERS: 1991-2002, 2009

2014 INDUCTEE - INDUCTED AUGUST 23, 2014

**TOM SCHIEFFER**

EXECUTIVE WITH RANGERS:
1990-99

2015 INDUCTEES - INDUCTED JULY 11, 2015

**JUAN GONZALEZ** OF

PLAYING CAREER: 1989-2005
WITH RANGERS: 1989-99, 2002-2003

**JEFF RUSSELL** RHP

PLAYING CAREER: 1983-96
WITH RANGERS: 1985-92, 1995-96

RETIRED UNIFORM NUMBERS

7 + IVAN "PUDGE" RODRIGUEZ: The Rangers retired the number 7 worn by catcher Ivan "Pudge" Rodriguez in a pregame ceremony on August 12, 2017. The honor came 13 days after Rodriguez' induction into the National Baseball Hall of Fame at Cooperstown, New York on July 30, 2017.

Rodriguez was the 52nd player to be elected by the members of the Baseball Writers Association of America in his first year on the ballot and joined Johnny Bench, who was elected in 1989, as the only first ballot catchers so honored. Overall, he was the 18th catcher to join the National Baseball Hall of Fame, the tenth selected in BBWAA voting.

Rodriguez became the sixth player who wore a Texas Rangers uniform to be elected to the Hall of Fame, joining Ferguson Jenkins (1991), Gaylord Perry (1991), Ryan (1999), Rich Gossage (2008), and Bert Blyleven (2011). Ryan, who pitched for the Rangers from 1989-93, is the only previous Hall of Famer with a Rangers cap adorning in plaque. Other Hall of Famers with Rangers connections are Managers Ted Williams (1966) and Whitey Herzog (2010), and Coach Nellie Fox (1987). With the Rangers, Rodriguez batted .304 with 217 home runs and 842 RBI in 1,507 games. He ranks second on the team's all-time list with 1747 hits, 352 doubles, and 490 multi-hit games, is third in home runs, and fourth in games, runs (866), triples (28), RBI, total bases (2806), and extra base hits (597). He was elected to the Texas Rangers Hall of Fame in 2013. Following his retirement, he joined the Rangers as Special Assistant to the General Manager and is in fifth year in that role.

26 + JOHNNY OATES: On Saturday, August 6, 2005, the Texas Rangers Baseball Club retired the number 26 in honor of late manager Johnny Oates before a 10-3 victory against the Baltimore Orioles. A crowd of 34,632 gathered at Rangers Ballpark in Arlington to watch the ceremony.

Oates became the 14th full-time manager of the club on Oct. 14, 1994. He spent six seasons at the helm, from 1995-2001, leading the Rangers to their first three division titles and postseason appearances in franchise history, in '96, '98 and '99. In 1996, Oates shared the American League Manager of the Year Award with Yankees skipper Joe Torre, and in 1999 he led the team to a then-record 95 wins.

In his five seasons in Arlington, Oates compiled a record of 506-476 and a .515 winning percentage. On August 2, 2003 the organization honored Oates by inducting him into the inaugural class of the Texas Rangers Baseball Hall of Fame. Known for his steady leadership and strong values, Oates passed away on Christmas Eve 2004.

34 + NOLAN RYAN: The first uniform number to be retired in Texas Rangers history was the number 34 worn by pitcher Nolan Ryan from 1989-93. The team held a retirement ceremony on Sunday, September 15, 1996, before the Rangers played the Milwaukee Brewers before a sellout crowd of 45,941 at Rangers Ballpark in Arlington.

Ryan signed with Texas as a free agent on December 7, 1988. He went on to finish his career in Arlington as baseball's all-time strikeout leader with 5,714. Among the feats he accomplished with the Rangers were his 300th victory (July 31, 1990 at Milwaukee); his 5,000th strikeout (Oakland's Rickey Henderson on August 22, 1989 at Arlington Stadium); his sixth no-hitter (June 11, 1990 at Oakland); and his seventh no-hitter (May 1, 1991 vs. Toronto at Arlington Stadium).

He was elected to the National Baseball Hall of Fame in his first year of eligibility on January 5, 1999 and was enshrined into the Hall on July 25, 1999. The seven-time All-Star was honored on Nolan Ryan Appreciation Day at Arlington Stadium on Sunday, September 12, 1993. His final major league appearance was September 22 that year at Seattle. He is the only player in major league history to have his number retired by three different teams (also California in 1993 and Houston in 1996).

42 + JACKIE ROBINSON: On April 15, 1997, Major League Baseball retired the number 42 worn by Hall of Famer Jackie Robinson, the first African-American player in the major leagues. That date marked the 50th anniversary of Robinson's major league debut with the Brooklyn Dodgers in 1947.

The Rangers held a retirement ceremony for the number 42 prior to a game with the Los Angeles Dodgers on September 2, 1997 at Rangers Ballpark in Arlington. Six players and three coaches had worn the number 42 for Texas. In 1997, outfielder Marc Sgoemon switched to number 37 on April 16 in recognition of the retirement of 42.

The complete list of "42's" for the Rangers: Nellie Fox, coach (1972); Jackie Moore, coach (1973-76; 1993-94); George Medich, pitcher (1978-79); Wayne Terwilliger, coach (1981-85); Keith Creel, pitcher (1987); Scott Coolbaugh, third baseman (1989-90); Dan Smith, pitcher (1992); Dennis Cook, pitcher (1995-96); Marc Sgoemon, outfielder (1997).



MISCELLANEOUS STATS

YEAR-BY-YEAR RECORD

FRONT OFFICE

COACHES

PLAYERS

2018 REVIEW

OPONENTS

RECORDS

DEVELOPMENT

MEDIA

YEAR	WON	LOST	PCT.	POS.	GA/GB	WILD CARD	MANAGER	HOME ATT.
1972	54	100	.351	6	-38.5		Ted Williams	662,974
1973	57	105	.352	6	-37.0		Whitey Herzog (47-91) Del Wilber (1-0) Billy Martin (9-14)	686,085
1974	*84	76	.525	2	-5.0		Billy Martin	1,193,902
1975	79	83	.488	3	-19.0		Billy Martin (44-51) Frank Lucchesi (35-32)	1,127,924
1976	76	86	.469	T4	-14.0		Frank Lucchesi	1,164,982
1977	94	68	.580	2	-8.0		Frank Lucchesi (31-31) Eddie Stanky (1-0) Connie Ryan (2-4) Bill Hunter (60-33) Bill Hunter (86-75) Pat Corrales (1-0)	1,250,721
1978	87	75	.537	T2	-5.0		Pat Corrales	1,447,963
1979	83	79	.512	3	-5.0		Pat Corrales	1,519,654
1980	**76	85	.472	4	-20.5		Pat Corrales	1,198,175
1981	57	48	.543	2	-5.0		Don Zimmer	850,076
1982	64	98	.395	6	-29.0		Don Zimmer (38-58) Darrell Johnson (26-40)	1,154,432
1983	*77	85	.475	3	-22.0		Doug Rader	1,363,469
1984	69	92	.429	7	-14.5		Doug Rader	1,102,471
1985	62	99	.385	7	-28.5		Doug Rader (9-23) Bobby Valentine (53-76)	1,112,497
1986	87	75	.537	2	-5.0		Bobby Valentine	1,692,021
1987	75	87	.463	T6	-10.0		Bobby Valentine	1,763,053
1988	70	91	.435	6	-33.5		Bobby Valentine	1,581,901
1989	83	79	.512	4	-16.0		Bobby Valentine	2,043,993
1990	83	79	.512	3	-20.0		Bobby Valentine	2,057,887
1991	85	77	.525	3	-10.0		Bobby Valentine	2,297,720
1992	77	85	.475	4	-19.0		Bobby Valentine (45-41) Toby Harrah (32-44)	2,198,231
1993	86	76	.531	2	-8.0		Kevin Kennedy	2,244,616
1994	52	62	.456	@1	+1.0	—	Kevin Kennedy	2,503,198
1995	74	70	.514	3	-4.5	-5.0	Johnny Oates	1,985,910
1996	*90	72	.556	1	+4.5	—	Johnny Oates	2,889,020
1997	77	85	.475	3	-13.0	-19.0	Johnny Oates	2,945,244
1998	88	74	.543	1	+3.0	—	Johnny Oates	2,927,409
1999	95	67	.586	1	+8.0	—	Johnny Oates	2,771,469
2000	71	91	.438	4	-20.5	-20.0	Johnny Oates	2,800,137
2001	73	89	.451	4	-43.0	-29.0	Johnny Oates (11-17) Jerry Narron (62-72)	2,831,111
2002	72	90	.444	4	-31.0	-27.0	Jerry Narron	2,352,447
2003	71	91	.438	4	-25.0	-24.0	Buck Showalter	2,095,132
2004	89	73	.549	3	-3.0	-9.0	Buck Showalter	2,513,686
2005	79	83	.488	3	-16.0	-16.0	Buck Showalter	2,525,221
2006	80	82	.494	3	-13.0	-15.0	Buck Showalter	2,388,757
2007	75	87	.463	4	-19.0	-19.0	Ron Washington	2,353,862
2008	79	83	.488	2	-21.0	-16.0	Ron Washington	1,945,857
2009	87	75	.537	2	-10.0	-8.0	Ron Washington	2,156,016
2010	90	72	.556	1	+9.0	—	Ron Washington	2,505,171
2011	96	66	.593	1	+10.0	—	Ron Washington	2,946,949
2012	93	69	.574	2	-1.0	^+0.0	Ron Washington	3,460,280
2013	91	72	.558	2	-5.5	-1.0	Ron Washington	3,178,273
2014	67	95	.414	5	-31.0	-21.0	Ron Washington (53-87) Tim Bogar (14-8)	2,718,733
2015	88	74	.543	1	+2.0	—	Jeff Banister	2,491,875
2016	95	67	.586	1	+9.0	—	Jeff Banister	2,710,402
2017	78	84	.481	T3	-23.0	-7.0	Jeff Banister	2,507,760
2018	67	95	.414	5	-36.0	-30.0	Jeff Banister (64-88) Don Wakamatsu (3-7)	2,107,107
Totals	3682	3796	.492					96,325,773

* One Tie; ** Two Ties; @ Recognized as AL West leader through games of Aug. 11. No division titles were awarded.; ^ Won first AL Wild Card spot

MANAGERS WON-LOST RECORDS (RANKED BY WINS)

MANAGER	YEARS	GAMES	WON	LOST	PCT.	MANAGER	YEARS	GAMES	WON	LOST	PCT.
Ron Washington	2007-14	1275	664	611	.521	Jerry Narron	2001-02	296	134	162	.453
Bobby Valentine	1985-92	1186	581	605	.490	Don Zimmer	1981-82	201	95	106	.473
Johnny Oates	1995-2001	+983	506	476	.515	Ted Williams	1972	154	54	100	.351
Jeff Banister	2015-18	638	325	313	.509	Whitey Herzog	1973	138	47	91	.341
Buck Showalter	2003-06	648	319	329	.492	Toby Harrah	1992	76	32	44	.421
Pat Corrales	1978-80	+326	160	164	.494	Darrell Johnson	1982	66	26	40	.394
Doug Rader	1983-85	+356	155	200	.437	Tim Bogar*	2014	22	14	8	.636
Billy Hunter	1977-78	254	146	108	.575	Don Wakamatsu*	2018	10	3	7	.300
Frank Lucchesi	1975-77	291	142	149	.488	Connie Ryan*	1977	6	2	4	.333
Kevin Kennedy	1993-94	276	138	138	.500	Eddie Stanky	1977	1	1	0	1.000
Billy Martin	1973-75	+279	137	141	.493	Del Wilbur*	1973	1	1	0	1.000

*Interim +One Tie ++Two Ties



ALL-STAR BREAK / HALFWAY POINT RECORDS

Year	Date of AS Game	Record Before	Pos.	GB/GA	Record After	Final Record	First 81 Games	Second 81 Games
1972	July 25	37-53	6th	-18.5	17-47	54-100	*33-44	21-56
1973	July 24	34-61	6th	-20.5	23-44	57-105	29-52	28-53
1974	July 23	48-50	4th	-8.0	36-26	84-76	41-40	43-36
1975	July 15	41-49	4th	-15.5	38-34	79-83	38-43	41-40
1976	July 13	44-38	2nd	-7.0	32-48	76-86	44-37	38-42
1977	July 19	46-44	4th	-8.0	48-24	94-68	40-41	54-29
1978	July 11	42-41	3rd	-2.5	45-34	87-75	41-40	46-25
1979	July 17	52-39	2nd	-2.0	31-40	83-79	47-34	36-45
1980	July 8	37-42	3rd	-9.5	39-43	76-85	38-43	38-42
1981	Aug. 9	33-22	2nd	-1.5	24-26	57-48	@32-20	25-28
1982	July 13	35-46	5th	-11.5	29-52	64-98	35-46	29-52
1983	July 6	44-34	1st	+2.0	33-51	77-85	44-37	33-48
1984	July 10	38-49	7th	-7.5	31-43	69-92	36-45	33-47
1985	July 16	32-56	7th	-20.5	30-43	62-99	31-50	31-49
1986	July 15	47-41	2nd	-1.5	40-34	87-75	44-37	43-38
1987	July 14	41-45	6th	-6.5	34-42	75-87	38-43	37-43
1988	July 12	40-46	6th	-13.0	30-45	70-91	38-43	32-48
1989	July 11	47-39	4th	-5.5	36-40	83-79	44-37	36-42
1990	July 10	40-44	6th	-12.0	43-35	83-79	37-44	46-35
1991	July 9	44-33	T1st	-	41-44	85-77	45-36	40-41
1992	July 14	48-42	3rd	-6.5	29-43	77-85	43-38	34-47
1993	July 13	44-42	T2nd	-1.0	42-34	86-76	40-41	46-35
1994	July 12	42-45	1st	+3.0	10-17	52-62	@29-28	23-34
1995	July 11	39-30	T1st	-	35-40	74-70	\$41-31	33-39
1996	July 9	51-36	1st	+4.0	39-36	90-72	49-32	41-40
1997	July 8	43-42	3rd	-5.0	34-43	77-85	40-41	37-44
1998	July 7	48-39	2nd	-1.5	40-35	88-74	46-35	42-39
1999	July 13	48-39	1st	+5.0	47-28	95-67	46-35	49-32
2000	July 11	42-43	4th	-8.5	29-48	71-91	39-42	32-49
2001	July 10	35-52	4th	-28.0	38-37	73-89	32-49	41-40
2002	July 9	39-47	4th	-15.0	34-42	72-90	36-45	36-45
2003	July 15	38-55	4th	-20.0	33-36	71-91	32-49	39-42
2004	July 13	49-37	T1st	-	40-36	89-73	46-35	43-38
2005	July 12	46-40	2nd	-5.0	33-43	79-83	43-38	36-45
2006	July 11	45-43	T1st	-	35-39	80-82	41-40	39-42
2007	July 10	38-50	4th	-15.0	37-37	75-87	34-47	41-40
2008	July 15	40-46	3rd	-7.5	29-47	79-83	41-40	38-43
2009	July 14	48-39	2nd	-1.5	38-36	87-75	45-36	42-39
2010	July 13	50-38	1st	+4.5	40-34	90-72	48-33	42-39
2011	July 12	51-41	1st	+1.0	45-25	96-66	43-38	53-28
2012	July 10	52-34	1st	+4.0	41-35	93-69	50-31	43-38
2013	July 16	54-41	2nd	-2.0	37-31	91-72	47-34	44-38
2014	July 15	38-57	5th	-21.0	29-38	67-95	37-44	30-51
2015	July 14	42-46	3rd	-6.0	46-28	88-74	41-40	47-34
2016	July 12	54-36	1st	+5.5	41-31	95-67	52-29	43-38
2017	July 11	43-45	T2nd	-16.5	35-39	78-84	40-41	38-43
2018	July 17	41-56	5th	-22.0	26-39	67-95	35-46	32-49

* through 72 games - Season 154 games; @ through 52 games - Season 105 games; ^ through 57 games - Season 114 games; \$ through 72 games - Season 144 games

RANGERS VS. DIVISIONS

YEAR	A.L. WEST			A.L. CENTRAL			A.L. EAST			NATIONAL LEAGUE		
	TOTAL	HOME	ROAD	TOTAL	HOME	ROAD	TOTAL	HOME	ROAD	TOTAL	HOME	ROAD
1972	28-54	17-24	11-30				26-46	14-22	12-24			
1973	32-58	22-23	10-35				25-47	13-23	12-24			
1974	45-43	22-22	23-21				39-33	20-16	19-17			
1975	42-48	21-24	21-24				37-35	18-17	19-18			
1976	46-44	25-20	21-24				30-42	14-22	16-20			
1977	52-38	26-19	26-19				42-30	18-18	24-12			
1978	52-38	33-13	19-25				35-37	19-17	16-20			
1979	44-39	20-19	24-15				39-45	24-18	15-27			
1980	30-47	15-23	15-24				46-38	24-18	22-20			
1981	30-21	15-12	15-9				27-27	17-12	10-15			
1982	36-42	22-17	14-25				28-56	16-26	12-30			
1983	43-35	25-14	18-21				34-50	19-23	15-27			
1984	36-42	17-22	19-20				33-50	17-24	16-26			
1985	33-45	21-18	12-27				29-54	16-25	13-29			
1986	47-31	28-11	19-20				40-44	23-19	17-25			
1987	38-40	20-19	18-21				37-47	23-19	14-28			
1988	34-44	17-22	17-22				36-47	21-21	15-26			
1989	42-36	22-17	20-19				41-43	23-19	18-24			
1990	38-40	22-18	16-22				45-39	25-17	20-22			
1991	43-35	21-18	22-17				42-42	25-17	17-25			
1992	39-39	20-19	19-20				38-36	16-26	22-20			
1993	37-41	24-15	13-26				49-35	26-16	23-19			
1994	8-22	4-13	4-9	23-20	13-12	10-8	21-20	14-7	7-13			
1995	18-21	10-9	8-11	31-29	18-14	13-15	25-20	13-8	12-12			
1996	18-21	10-10	8-12	30-31	15-16	15-15	42-20	25-5	17-15			
1997	15-21	6-12	9-9	31-24	15-12	16-12	21-34	11-17	10-17	10-6	7-1	3-5
1998	20-16	10-8	33-22	19-9	14-13	10-8	27-28	16-11	11-17	8-8	3-5	5-3
1999	21-16	12-7	24-9	35-17	22-6	13-11	29-26	11-14	18-12	10-8	6-3	4-5
2000	17-19	10-8	7-11	25-27	12-12	13-15	22-34	15-15	7-19	7-11	5-4	2-7
2001	27-31	15-14	12-17	17-28	11-16	6-12	21-20	11-6	10-14	8-10	4-5	4-5
2002	20-38	13-16	7-22	18-27	11-7	7-20	25-16	15-10	10-6	9-9	3-6	6-3
2003	24-34	15-14	9-20	21-20	16-9	5-11	22-23	10-8	12-15	4-14	2-7	2-7
2004	31-27	17-11	14-16	23-20	9-10	14-10	25-18	19-5	6-13	10-8	6-3	4-5
2005	25-32	12-17	13-15	25-15	13-5	12-10	20-27	12-13	8-14	9-9	7-2	2-7
2006	29-28	16-13	13-15	22-22	8-15	14-7	22-21	10-10	12-11	7-11	5-4	2-7
2007	27-30	18-10	9-20	17-25	10-9	7-16	20-25	13-12	7-13	11-7	6-3	5-4
2008	30-27	14-14	16-13	22-22	11-11	11-11	17-26	9-13	8-13	10-8	6-3	4-5
2009	32-27	17-11	13-16	21-19	11-8	10-11	27-20	16-11	11-11	9-9	4-5	5-4
2010	32-25	18-11	14-14	25-18	16-7	9-11	21-25	11-9	8-16	14-4	6-3	8-1
2011	40-17	20-7	20-10	25-18	15-7	10-11	22-22	13-10	9-12	9-9	4-5	5-4
2012	27-30	17-13	10-17	28-19	14-10	14-9	24-16	12-6	12-10	14-4	7-2	7-2
2013	53-23	26-12	27-11	13-19	8-8	5-11	15-20	7-11	8-9	10-10	5-5	5-5
2014	33-43	14-25	19-18	14-19	6-10	8-9	10-23	6-10	4-13	10-10	7-3	3-7
2015	36-40	17-21	19-19	18-14	9-7	9-7	23-11	12-5	11-6	11-9	5-5	6-4
2016	47-58	26-11	21-18	19-14	11-7	8-7	16-17	10-6	6-11	13-7	6-4	7-3
2017	34-42	18-20	16-22	18-16	10-7	8-9	12-20	6-10	6-10	14-6	7-3	7-3
2018	28-48	13-25	15-23	18-15	9-7	9-8	18-21	7-10	5-11	9-11	5-5	4-6
TOTALS	1557-1631	843-741	714-861	572-520	311-241	260-279	1337-1476	735-675	602-811	216-188	116-86	100-102



RANGERS AGAINST THE AMERICAN LEAGUE

FRONT OFFICE
COACHES
PLAYERS
2018 REVIEW
OPONENTS
RECORDS
DEVELOPMENT
MEDIA

YEAR	BAL	BOS	CWS	CLE	DET	KC	LAA	MIL ¹	MIN	NYJ	OAK	SEA	TB	TOR	AL TOT
1972	6-6	4-8	4-14	3-9	2-10	6-8	7-10	7-5	7-11	4-8	4-11				54-100
1973	2-10	3-9	5-13	5-7	7-5	7-11	7-11	4-8	6-12	4-8	7-11				57-105
1974	8-4	7-5	7-9	8-4	7-5	10-8	9-9	5-7	9-9	4-8	10-8				84-76
1975	5-7	4-8	13-5	7-5	11-1	4-14	9-9	6-6	10-8	4-8	6-12				79-83
1976	4-8	9-3	11-7	5-7	7-5	11-7	6-12	2-10	7-11	3-9	11-7				76-86
1977	6-4	4-6	9-6	9-2	8-2	7-8	10-5	5-5	7-8	3-7	13-2	6-9		7-4	94-68
1978	4-7	7-3	4-11	9-1	3-7	8-7	10-5	4-6	9-6	4-6	9-6	12-3		4-7	87-75
1979	6-6	6-6	2-11	7-5	6-6	7-6	8-5	3-9	9-4	4-8	11-2	7-6		7-5	83-79
1980	6-6	7-5	7-6	6-6	8-4	3-10	2-11	7-5	3-9	5-7	6-7	9-4		7-5	76-85
1981	1-2	6-3	4-2	2-2	3-9	4-3	4-2	5-4	8-5	4-5	2-4	8-5		6-2	57-48
1982	3-9	2-10	5-8	5-7	4-8	6-7	5-8	5-7	8-5	5-7	8-5	4-9		4-8	64-98
1983	3-9	5-7	5-8	9-3	4-8	5-8	7-6	4-8	8-5	5-7	11-2	7-6		4-8	77-85
1984	3-9	7-5	8-5	3-9	2-10	7-6	8-5	6-5	5-8	6-6	5-8	3-10		6-6	69-92
1985	2-10	7-5	3-10	5-7	5-7	7-6	4-9	3-8	5-8	4-8	7-6	7-6		3-9	62-99
1986	7-5	4-8	11-2	6-6	5-7	5-8	5-8	8-4	7-6	5-7	10-3	9-4		5-7	87-75
1987	5-7	5-7	6-7	10-2	4-8	6-7	8-5	3-9	7-6	7-5	7-6	4-9		3-9	75-87
1988	6-6	4-8	5-8	6-6	4-8	6-7	5-8	4-8	6-7	6-5	5-8	7-6		6-6	70-91
1989	3-9	6-6	10-3	5-7	8-4	5-8	7-6	7-5	8-5	7-5	5-8	7-6		5-7	83-79
1990	4-8	7-5	6-7	5-7	6-6	8-5	5-8	7-5	8-5	9-3	5-8	6-7		7-5	83-79
1991	3-9	7-5	5-8	8-4	6-6	6-7	8-5	5-7	7-6	7-5	9-4	8-5		6-6	85-77
1992	5-7	8-4	8-5	7-5	4-8	7-6	4-9	5-7	7-6	6-6	4-9	9-4		3-9	77-85
1993	8-4	6-6	5-8	5-7	6-6	6-7	7-6	8-4	6-7	9-3	8-5	5-8		7-5	86-76
1994	3-3	5-1	5-4	7-5	7-5	3-4	4-6	3-3	5-4	2-3	3-7	1-9		4-8	52-62
1995	1-4	4-3	7-5	3-6	8-4	6-8	7-6	7-5	8-5	3-6	8-5	3-10		9-3	74-70
1996	10-3	6-6	4-8	8-4	9-4	6-6	9-4	7-6	5-7	7-5	6-7	3-10		10-2	90-72
1997	1-10	8-3	8-3	6-5	4-7	5-6	4-8	4-7	8-3	4-7	7-5	4-8		4-7	67-79
1998	5-6	5-6	6-5	7-4	8-3	8-3	7-5	4-7	4-7	3-8	6-6	7-5	7-4	7-4	80-66
1999	6-6	5-4	5-5	7-3	5-5	6-4	6-6	12-0	4-8	7-5	8-5	8-4	6-4	6-4	85-59
2000	6-6	3-7	5-5	4-6	5-5	7-3	5-7	4-8	2-10	7-5	5-7	7-5	4-6	4-6	64-80
2001	7-2	2-5	2-7	4-5	1-8	5-4	12-7	5-4	4-3	10-9	5-15	5-4	3-6	3-6	65-79
2002	6-3	3-4	4-5	5-4	4-5	2-7	7-12	3-6	3-4	6-13	7-13	5-4	8-1	8-1	63-81
2003	2-7	4-5	4-3	5-4	6-1	2-7	10-9	4-5	5-4	4-15	10-10	6-3	5-4	5-4	67-77
2004	2-5	5-4	3-6	8-1	5-4	5-4	10-9	2-5	4-5	9-11	12-7	7-2	7-2	7-2	79-65
2005	6-4	2-7	6-3	3-3	2-4	8-2	4-15	6-3	3-7	8-11	13-6	2-6	7-3	7-3	70-74
2006	6-3	4-5	5-5	4-5	5-5	3-3	8-11	5-4	2-8	10-9	11-8	6-3	4-2	4-2	73-71
2007	6-4	4-6	4-2	3-6	4-5	4-5	9-10	2-1	2-7	1-5	10-9	8-11	4-5	5-5	64-80
2008	5-4	1-9	3-3	4-6	3-6	7-2	7-12	5-5	4-3	12-7	11-8	3-6	4-4	6-4	69-75
2009	5-5	7-2	4-2	8-1	2-7	3-3	11-8	4-6	4-5	8-11	11-8	6-3	5-5	7-6	78-66
2010	4-6	6-4	5-4	4-2	6-3	7-2	10-9	2-1	3-7	4-4	10-9	12-7	2-4	3-7	76-68
2011	5-1	6-4	4-4	9-1	3-6	6-2	12-7	3-5	2-7	13-6	15-4	5-4	4-6	8-7	87-57
2012	5-2	6-2	3-6	5-4	7-3	5-4	9-10	8-2	3-4	8-11	10-9	4-5	6-3	6-3	79-65
2013	2-5	4-2	2-4	1-5	4-3	3-3	15-4	2-2	3-4	4-3	10-10	12-7	4-4	1-6	81-62
2014	1-6	2-4	4-2	1-6	3-4	1-5	5-14	5-2	3-4	10-9	10-9	2-5	2-4	5-4	57-86
2015	6-1	5-2	3-3	3-3	5-2	4-3	7-12	3-3	5-2	9-10	7-12	5-2	2-4	2-4	77-65
2016	4-3	3-3	2-4	5-2	4-2	6-1	10-9	2-1	2-5	4-3	10-9	12-7	2-4	3-4	82-60
2017	1-6	1-5	3-4	1-6	5-1	6-1	11-8	3-4	3-3	8-11	8-11	4-2	4-2	3-4	64-78
2018	4-3	1-6	3-4	2-4	4-3	5-2	6-13	4-2	3-4	6-13	9-10	1-5	3-3	5-6	58-84
TOTAL 209-260	227-241	247-269	252-219	239-245	264-258	350-383	142-168	273-270	201-266	367-365	332-323	95-84	209-215	348-369	

¹ - Milwaukee moved to National League following the 1997 season

RANGERS AGAINST THE NATIONAL LEAGUE

YEAR	ATL	ARI	CHI	CIN	COL	MIA	HOU [^]	LA	NY	PHI	PIT	STL	SD	SF	WSH	NL TOT
1997					3-1		3-1	3-1					2-2	2-2		10-6
1998		3-1			2-1		0-3	0-3					2-1	1-2		8-8
1999		3-3			1-2		2-1	2-1					1-2	3-0		10-8
2000		4-2			0-3		1-2	1-2					2-1	0-3		7-11
2001					2-1		3-3	1-2					1-2	1-2		8-10
2002	0-3		2-1	2-1			2-4					3-0				9-9
2003	0-3					1-2	2-4		1-2						0-3	4-14
2004				0-3			3-3				3-0	1-2				10-8
2005	2-1				1-2		4-2			0-3					2-1	9-9
2006		3-0			1-2		2-4						1-2	0-3		7-11
2007			2-1	2-1			4-2			1-2						11-7
2008	2-1						3-3		1-2	2-1					2-1	10-8
2009		2-1					5-1	1-2				3-0		1-2	0-3	9-9
2010			1-2			3-0	5-1									14-4
2011						1-2	4-2		1-2	1-2						9-9
2012		2-1			2-1		5-1						3-0	2-1		14-4
2013		2-2	1-2	2-1			17-2									10-10
2014	3-0				1-3	2-2	8-11		1-2	2-1		0-3	3-0		1-2	10-10
2015			1-3				13-6	3-1					3-3	2-1		11-9
2016				1-2	2-2	3-1	15-4					2-1	3-0			13-7
2017		2-1					7-12		2-2	3-0			3-1		3-0	14-6
2018			2-2			2-1		0-4					4-2	1-2		9-11
TOTALS	11-10	22-15	7-8	8-8	19-17	12-10	102-65	11-16	6-10	8-7	12-6	7-2	23-18	12-18	8-7	216-188

[^] - Houston moved to American League for the 2013 season

FRANCHISE MONTHLY HIGHS AND LOWS

Wins	Losses	Highest Winning Pct.	Lowest Winning Pct.
21 September, 1978	24 August, 1973	.778 (21-6) June, 2010	.115 (3-23) September, 1972
June, 2010	23 September, 1972	.773 (17-5) April, 1989	.200 (6-24) August, 1973
20 May, 2009	22 July, 1976	.760 (19-6) September, 2011	.231 (6-20) July, 2014
August, 2013	August, 1979	.741 (20-7) August, 2013	.267 (8-22) July, 1976
June, 2016	21 August, 2000	.739 (17-6) April, 2012	.259 (7-20) June, 2003
19 August, 1975	20 July, 1978	.720 (18-7) April, 1998	.286 (8-20) July, 1983
July, 1977	August, 1982	.720 (18-7) May, 2005	.290 (9-22) August, 1979
August, 1977	July, 1983	.714 (20-8) June, 2016	.296 (8-19) May, 1990
September, 1977	June, 2003	.704 (19-8) July, 1977	.296 (8-19) May, 2001
September, 1979	May, 2007	.704 (19-8) September, 1979	.300 (9-21) August, 2000
June, 1983	July, 2014	.690 (20-9) May, 2009	.308 (8-18) May, 1982
May, 2008	19 7 times	.680 (17-8) July, 2009	
September, 2011		.679 (19-9) June, 1983	
June, 2012		.679 (19-9) June, 2012	
August, 2012			
May, 2015			



RANGERS BY MONTH AND DAY OF WEEK

YEAR	MARCH	APRIL	MAY	JUNE	JULY	AUG.	SEPT.	OCT.	SUN.	MON.	TUE.	WED.	THU.	FRI.	SAT.	TOTAL
1972	—	7-6	10-18	10-14	12-19	10-19	3-23	2-1	14-14	3-12	8-16	6-15	5-11	9-14	9-18	54-100
1973	—	6-10	9-18	10-18	15-17	6-24	11-18	—	12-17	6-9	9-17	7-18	6-19	14-12	3-23	57-105
1974	—	13-8	11-16	15-14	14-14	16-13	14-10	1-1	16-15	6-8	10-9	13-13	7-13	14-9	18-9	84-76
1975	—	9-9	14-14	13-16	12-28	19-12	12-14	—	13-15	7-8	14-13	12-9	8-10	13-15	12-13	79-83
1976	—	9-6	15-12	16-12	8-22	12-19	13-15	3-0	15-15	9-9	10-13	8-14	6-11	14-11	14-13	76-86
1977	—	10-8	11-13	14-16	19-8	19-13	19-10	2-0	17-15	11-8	11-8	17-8	9-7	16-10	13-12	94-68
1978	—	9-10	14-12	16-13	10-20	16-10	21-10	1-0	15-15	9-9	8-12	12-7	12-7	16-13	15-11	87-75
1979	—	12-7	16-13	16-13	11-16	9-22	19-8	—	12-16	7-11	16-8	13-10	7-9	13-14	15-11	83-79
1980	—	10-8	12-15	13-15	14-13	15-15	9-17	3-2	14-15	13-4	9-14	7-17	6-10	16-11	11-14	76-85
1981	—	10-7	16-12	7-3	0-0	9-10	13-15	2-1	8-9	8-5	9-9	10-5	5-5	8-6	9-9	57-48
1982	—	6-11	8-18	14-11	11-19	12-20	13-16	0-3	11-17	7-13	5-17	11-13	7-8	12-14	11-16	64-98
1983	—	12-9	10-15	19-9	8-20	12-12	16-11	0-2	13-14	7-10	14-10	11-14	7-8	14-14	11-15	77-85
1984	—	8-14	12-15	15-15	10-17	15-13	9-18	—	8-17	6-11	13-12	8-15	9-10	15-11	10-16	69-92
1985	—	7-12	10-17	11-17	11-16	9-18	12-16	2-3	12-14	10-11	10-13	4-18	4-13	15-11	7-19	62-99
1986	—	9-10	15-13	16-13	12-14	17-12	15-11	3-2	12-15	8-11	13-11	14-10	8-7	17-9	15-12	87-75
1987	—	8-11	11-16	16-12	14-13	12-17	14-14	0-4	14-13	7-12	14-10	12-13	2-10	12-16	14-13	75-87
1988	—	8-13	17-11	12-15	9-18	14-14	9-19	1-1	10-16	12-15	6-12	14-10	8-15	7-10	13-13	70-91
1989	—	17-5	10-17	16-13	13-12	12-16	15-15	0-1	13-12	9-7	10-12	13-11	12-10	14-13	12-14	83-79
1990	—	11-9	8-19	16-13	17-9	14-15	16-12	1-2	6-19	12-9	8-17	15-10	10-5	15-11	17-8	83-79
1991	—	8-8	18-9	13-14	13-14	15-16	16-13	2-3	17-7	10-8	15-10	9-14	9-10	11-16	14-12	85-77
1992	—	13-11	16-12	14-13	11-15	11-18	10-14	2-2	16-10	5-12	12-12	13-12	9-8	11-18	11-13	77-85
1993	—	11-10	14-14	10-16	17-11	17-12	16-11	1-2	14-13	13-9	15-11	13-10	8-6	11-15	12-12	86-76
1994	—	8-12	14-14	12-15	15-14	2-7	—	—	5-13	8-5	9-7	7-10	6-7	12-7	5-13	52-62
1995	—	2-3	16-14	10-10	9-18	15-10	14-13	1-0	13-10	5-11	9-11	10-13	11-8	11-12	15-7	74-70
1996	—	16-10	18-9	14-13	13-14	18-12	13-14	—	16-11	10-9	14-10	14-9	4-14	12-13	20-6	90-72
1997	—	14-10	15-13	10-17	11-16	14-17	13-12	—	13-13	6-13	9-14	14-7	11-10	10-16	14-12	77-85
1998	0-1	18-7	15-13	13-15	11-15	16-13	15-10	—	13-13	8-7	14-10	14-9	12-9	14-13	13-13	88-74
1999	—	13-10	17-10	15-13	16-9	18-12	16-10	0-3	13-12	11-11	15-9	19-5	9-5	16-11	12-14	95-67
2000	—	9-15	18-10	10-15	13-13	9-21	12-16	0-1	10-16	8-8	12-13	12-13	8-11	10-15	11-15	71-91
2001	—	11-14	8-19	12-15	17-10	13-16	11-10	1-5	15-12	4-9	11-14	8-18	11-10	14-10	10-16	73-89
2002	—	10-15	11-16	14-14	10-17	15-12	12-16	—	8-17	6-9	8-17	17-8	13-8	11-14	9-17	72-90
2003	1-0	12-14	12-15	7-20	13-14	17-12	9-16	—	13-14	7-3	11-14	11-14	11-12	9-17	9-17	71-91
2004	—	13-9	14-13	17-9	13-14	16-12	14-15	2-1	11-15	7-7	14-10	13-11	11-11	13-12	20-7	89-73
2005	—	12-13	18-7	10-17	13-14	11-18	15-12	0-2	13-13	7-8	10-16	14-11	6-13	14-12	15-10	79-83
2006	—	13-12	15-13	13-14	11-15	17-12	11-15	0-1	16-10	8-10	11-14	10-15	10-7	16-10	9-16	80-82
2007	—	10-15	9-20	14-12	14-12	14-14	14-14	—	14-12	6-9	16-10	10-14	4-15	13-13	12-14	75-87
2008	0-1	10-17	19-10	14-13	13-12	11-18	12-12	—	13-14	9-12	16-9	12-12	9-8	13-13	10-15	79-83
2009	—	10-11	20-9	11-15	17-8	14-15	15-13	2-2	14-13	7-9	15-11	14-9	10-8	17-9	10-16	87-75
2010	—	11-12	15-12	21-6	14-13	13-15	15-12	1-2	13-13	7-7	13-10	17-8	13-9	15-11	12-14	90-72
2011	—	16-11	13-15	14-13	18-9	16-12	19-6	—	16-10	13-5	13-12	13-11	7-10	19-6	15-12	96-66
2012	—	17-6	14-14	19-9	9-14	19-10	15-13	0-3	19-8	10-9	13-12	13-11	10-6	14-11	14-12	93-69
2013	0-1	17-8	17-11	14-14	11-15	20-7	12-16	—	14-13	12-9	13-11	15-8	10-6	14-12	13-13	91-72
2014	0-1	15-12	13-15	9-17	6-20	10-18	14-12	—	12-14	8-11	8-17	12-13	7-8	12-14	8-18	67-95
2015	—	7-14	19-11	14-13	10-14	18-10	18-10	2-1	11-15	9-7	16-9	12-13	11-7	14-12	15-11	88-74
2016	—	14-10	17-11	20-8	11-15	18-10	15-11	0-2	13-12	13-9	17-8	11-14	7-6	16-10	18-8	95-67
2017	—	11-14	15-14	13-13	11-14	16-12	12-16	0-1	10-16	6-12	11-13	12-14	10-6	15-11	14-12	78-84
2018	1-2	10-17	13-18	14-11	8-17	12-14	9-18	—	9-18	6-14	9-16	10-13	6-7	15-12	12-15	67-95
Totals	2-6	513-493	652-641	643-626	568-671	651-680	618-614	35-55	599-640	383-435	546-563	556-549	391-421	626-569	581-619	3682-3796

FRONT OFFICE
COACHES
PLAYERS
2018 REVIEW
OPONENTS
RECORDS
DEVELOPMENT
MEDIA

RANGERS MISCELLANEOUS RECORDS

YEAR	ONE-RUN GAMES	TWO-RUN GAMES	HOME	ROAD	DAY	NIGHT	EXTRA INNINGS	DOUBLE-HEADERS	SPLIT DH'S
1972	19-28	8-20	31-46	23-54	20-30	34-70	5-11	3-4-3	—
1973	14-23	14-22	35-46	22-59	10-30	47-75	10-6	2-7-5	—
1974	22-13	18-14	42-38	42-38	21-19	63-57	16-9	1-3-7	—
1975	33-21	13-21	39-41	40-42	18-15	61-68	16-10	2-4-7	—
1976	33-29	11-19	39-42	37-44	17-20	59-66	13-13	1-5-6	—
1977	30-29	15-10	44-37	50-31	23-18	71-50	14-6	7-4-4	—
1978	33-29	13-14	52-30	35-45	15-20	72-55	9-7	6-2-6	—
1979	23-30	16-11	44-37	39-42	15-12	68-67	5-4	1-3-4	—
1980	20-30	11-16	39-41	37-44	19-19	57-66	9-9	1-2-4	—
1981	13-15	9-7	32-34	25-24	13-18	44-30	4-7	0-1-4	—
1982	20-26	13-20	38-43	26-55	14-20	50-78	6-6	2-1-5	—
1983	23-28	15-24	44-37	33-48	12-21	65-64	8-11	1-3-2	—
1984	25-29	11-20	34-46	35-46	13-22	56-70	7-10	0-0-2	—
1985	11-27	18-18	37-43	25-56	12-25	50-74	1-8	0-1-1	—
1986	28-26	14-13	51-30	36-45	17-17	70-58	10-8	3-0-0	—
1987	18-21	19-19	43-38	32-49	12-21	63-66	8-9	1-0-3	—
1988	21-18	14-12	38-43	32-48	15-20	55-71	7-5	0-1-1	—
1989	20-18	18-15	45-36	38-43	17-13	66-66	8-4	1-2-0	—
1990	37-22	13-19	47-35	36-44	13-16	70-63	8-5	0-2-1	—
1991	21-23	18-13	46-35	39-42	18-13	67-64	14-10	0-1-3	—
1992	25-22	18-16	36-45	41-40	17-14	60-71	9-7	1-0-1	—
1993	22-23	16-13	50-31	26-45	21-16	65-60	6-6	1-3-3	—
1994	16-18	9-14	31-32	21-30	10-18	42-44	5-8	1-0-0	—
1995	21-18	11-13	41-31	33-39	14-17	60-53	6-6	0-0-1	—
1996	20-21	16-13	50-31	40-41	28-16	62-56	5-7	1-0-0	—
1997	18-29	14-11	39-42	38-43	21-16	56-69	5-3	0-0-1	0-0-1
1998	19-17	16-11	48-33	40-41	16-22	72-52	3-3	0-0-1	0-1-0
1999	24-16	17-13	51-30	44-37	17-18	78-49	6-2	1-1-0	—
2000	27-2								

RANGERS TEAM RECORDS

TEAM RECORDS

GAMES WON

Season	96	2011
Home	53	2016
Road	50	1977
Consecutive	14	May 12-27, 1991
Consecutive, Home	11	May 26-June 22, 1986
Consecutive, Road	10	Sept. 26, 2011-April 21, 2012
Consecutive, Road, One Season	9	July 22-August 3, 1977; August 4-23, 2013
vs. One Team	17	2013 vs. HOU
by Shutout	19	2011
Month	21	September, 1978
Most Successive Series Won	10	May 20-June 20, 2016
Most Series Swept	12	1999
Most Home Series Swept	7	2011
Most Road Series Swept	6	1999

GAMES LOST

Season	105	1973
Home	48	2014
Road	59	1973
Consecutive	15	Sept. 13-30, 1972
Consecutive, Home	9	May 13-29, 1990
Consecutive, Road	12	May 30-June 19, 2003
vs. One Team	15	2001 vs. SEA; 2003 vs. OAK 2005 vs. LAA
by Shutout	27	1972
Fewest Times Shut Out, Season	1	2001
Month	24	August, 1973

STANDINGS

Days in First Place	179	1999
Consecutive Days in First Place	176	April 9-Oct. 1, 2012
Games Over .500	31 (94-63)	Sept. 28, 1999
Largest Lead in Division	11.0	Sept. 30, 2010

GAMES

Season	163	1980, 1983, 1996, 2013
Month	32	July, 1977; August, 1977; August, 1982

EXTRA INNINGS

Extra Inning Games, Season	26	1976
Fewest Extra Inning Games	6	1998
Consecutive Extra Inning Games	4	Sept. 16-19, 2002 (at SEA)
Consecutive Extra Inn. Games Won	10	1977 (Last 10 played)

WINNING PERCENTAGE

Season	.593	2011 (96-66)
Home	.654	2016 (53-28)
Road	.617	1977 (50-31)
Month	.778	June, 2010 (21-6)

LOWEST WINNING PERCENTAGE

Season	.351	1972 (54-100)
Home	.403	1972 (31-46)
Road	.272	1973 (22-59)
Month	.115	September, 1972 (3-23)

PLAYERS USED

Season	+64	2014
Pitchers, Season	+440	2014
Players, Game	+27	Sept. 1, 1993 at BOS
Pitchers, Game	+11	Sept. 10, 2010 vs. NYY (13 inn.)
Players, Game, Both Clubs	+54	SEA (29) at Texas (25); Sept. 25, 1992 (16 inn.)
Pitchers, Game, Both Clubs	19	NY Yankees (8) at Texas (11); Sept. 10, 2010 (13 inn.)
Pitchers, Inning, Both Clubs	8	2x: July 3, 2011 vs. FLA (4/4 in 8th); July 26, 2002 vs. OAK (4/4 in 7th)
Starting Pitchers, Season	17	1973, 2004
Consecutive Games, Different Starting Pitcher	8	Aug. 4-10, 1997

FEWEST PLAYERS USED

Season	35	1984
Pitchers, Season	13	1978

ROOKIES USED

Rookies	23	2014
Rookies, Pitchers	13	2014
Youngest Rookie to Make ML Debut	13	David Clyde, June 27, 1973; 18 years, 2 months
Oldest Rookie to Make ML Debut	35	Yoshinori Tateyama, May 24, 2011; 35 years, 149 days

+Major League Record
***American League Record**
****Ties Major League Record**
****Ties American League Record**

LENGTH OF GAME

Innings	18	May 17, 1972 at KC June 6, 1991 at KC Aug. 25, 2001 vs. BOS June 24, 2004 vs. SEA June 15, 2013 at TOR Sept. 1, 2017 vs. LAA Aug. 25, 2001 vs. BOS April 16, 1974 at CLE April 17, 1983 at BOS Sept. 22, 1992 vs. MIN
Time, 9 innings	4:33	
Time, Extra Innings	6:35	
Time, Shortest	1:36	
Longest 1-0 Game Won (Inn.)	14	
Longest 1-0 Game Lost (Inn.)	13	
Successive Extra Inning Games		
Between Same Clubs	+4	Sept. 16-19, 2002 at SEA

SCORING MARGIN

Largest Margin of Victory	+27	Aug. 22, 2007 at BAL (G1) (30-3)
Largest Margin of Defeat	-21	Sept. 30, 2000 at OAK (2-23)
Shutout Victory	16-0	Aug. 5, 2014 at CWS
Shutout Defeat	0-14	April 18, 1972 at CWS
Largest Deficit Overcome to Win	10	Sept. 4, 1973 at CWS down 4-14 to win 16-15
Largest Lead Relinquished to Lose	9	May 8, 2004 vs. DET ahead 9-0, 10-1 to lose 13-14
Wins, by 10 or More Runs	10	May 16, 2006 at NYY 1996
Losses, by 10 or More Runs	8	1994
Runs, One-Run Victory	17	May 5, 2000 vs. OAK (17-16)
1-0 Games, Won	5	1974, 1975, 1976, 1990, 2014
1-0 Games, Lost	7	1976

ERRORS

Season	191	1975
Season, Fewest	85	2012
Consecutive Games, No Errors	15	Aug. 4-19, 1996 (141.1 IP)

DOUBLE PLAYS

Season	191	2008
Game	6	Aug. 2, 2006 at MIN; April 15, 2011 at NYY

TEAM BATTING

BATTING AVERAGE

Season	.293	1999
Season, Lowest	.217	1972
Month	.325	April, 1998
Players, .300+ Batting Average	4	1998, 1999

AT-BATS

Season	5,728	2008
Season, Fewest	5,029	1972
Game	68	June 24, 2004 vs. SEA (18 inn.)
Game, 9 innings	**57	Aug. 22, 2007 at BAL (G1)
Game, Fewest	17	June 6, 1980 vs. CWS
Plate Appearances, Game	77	June 6, 1991 at KC (18 inn.)
Plate Appearances, 9 Innings	**65	Aug. 25, 2001 vs. BOS (18 inn.)
Game, Fewest PAs	19	Aug. 22, 2007 at BAL (G1) June 3, 1973 vs. BAL; July 23, 2014 at NYY

SLUGGING PERCENTAGE

Season	.479	1999
Season, Lowest	.290	1972

ON-BASE PERCENTAGE

Season	.361	1999
Season, Lowest	.290	1972

RUNS

Season	945	1999
Fewest Runs, Season	461	1972
Month	185	August, 1977
Game	+30	Aug. 22, 2007 at BAL (G1)
Game, Road	+30	Aug. 22, 2007 at BAL (G1)
Shutout Game	16	Aug. 5, 2014 at CWS
Inning	16	April 19, 1996 vs. BAL (8th)
Extra Inning	+12	July 3, 1983 at OAK (15th)
Doubleheader	+39	Aug. 22, 2007 at BAL (G1)
Games 10+ Runs, Season	25	2008
Game, Both Clubs - 9 Innings	36	Aug. 12, 2008 at BOS (17-19)
Game, Both Clubs - Extra Inn.	25	July 1, 1979 vs. OAK (12-13 in 15 inn.); June 29, 1984 at CLE (12-13 in 13 inn.)
Inning, Both Clubs	18	May 8, 2004 vs. DET (5th)
Doubleheader, Both Clubs	49	Aug. 22, 2007 at BAL (30-3, 9-7)
Game, Opponent	23	Sept. 30, 2000 at OAK
Inning, Opponent	13	Sept. 14, 1978 vs. CAL (9th) Aug. 8, 2001 vs. DET (9th)

FRONT OFFICE
COACHES
PLAYERS
2018 REVIEW
OPPONENTS
RECORDS
DEVELOPMENT
MEDIA



HITS

Season	1,653	1999
Fewest Hits, Season.....	1,092	1972
Game.....	29	Aug. 22, 2007 at BAL (G1)
Inning.....	10	May 17, 2001 vs. CLE (2nd)
		Aug. 22, 2007 at BAL (G1-6th)
		Aug. 9, 1990 at CLE (6th)
		May 17, 2001 vs. CLE (2nd)
Consecutive Hits, Inning.....	9	Aug. 22, 2007 at BAL
		2011
Doubleheader.....	40	June 28, 1996 at SEA:
Players, 100+ Hits, Season.....	+10	Texas (16) at SEA (22)
Game, Both Clubs - 9 innings.....	38	Aug. 22, 2007 at BAL (G1):
		Texas (29) at BAL (9)
		July 25, 2011 vs. MIN:
		Texas (27) vs. MIN (11)
Game, Both Clubs - Extra Inn.....	50	July 1, 1979 vs. OAK (15 inn.):
		Texas (21) vs. OAK (29)
Doubleheader, Both Clubs.....	59	Aug. 22, 2007 at BAL:
		Texas (40) at BAL (19)
Game, Opponent - 9 innings.....	25	Aug. 9, 1999 vs. TOR
Game, Opponent - Extra Innings...:	22	May 14, 1983 vs. BAL (11 inn.):
		July 20, 1994 at CLE (14 inn.)

DOUBLES

Season	+376	2008
Fewest Doubles, Season.....	166	1972
Game.....	9	May 23, 2008 at CLE
Inning.....	*6	July 31, 2002 vs. NYY (2nd)

TRIPLES

Season	46	1989
Fewest Triples, Season.....	17	1972, 1975
Game.....	4	July 26, 1973 vs. CAL

TOTAL BASES

Season	2,705	1999
Fewest Total Bases, Season.....	1,460	1972
Game.....	49	Aug. 22, 2007 at BAL (G1)

LEFT ON BASE

Season	1,253	1996
Season, Fewest.....	1,015	2017
Game, 9 Innings.....	17	Aug. 9, 1990 at CLE
		June 1, 2007 at SEA
		June 9, 2018 vs. HOU
Game, Extra Innings.....	22	Aug. 9, 1974 vs. DET (14 Inn.)
Game, Fewest.....	0	8x, last April 18, 2013 at CHC

EXTRA BASE HITS

Season	605	2008
Fewest Extra Base Hits, Season.....	239	1972
Game.....	13	Sept. 2, 2018 vs. MIN:
		6 2B, 1 3B, 6 HR
Inning.....	7	July 31, 2002 vs. NYY (2nd)
Cons. Games With XBH.....	93	June 8-Sept. 24, 2001

RUNS BATTED IN

Season	897	1999
Season, Fewest.....	424	1972
Game.....	+30	Aug. 22, 2007 at BAL (G1)
Players, 100+ RBI, Season.....	4	1999
DH RBI.....	138	1999

WALKS

Season	660	1996
Season, Fewest.....	417	2014
Season, Intentional BB.....	56	1993
Season, Fewest Intentional BB.....	16	2018
Game - 9 Innings.....	14	Sept. 12, 1990 at NYY
Game - Extra Innings.....	17	Aug. 9, 1974 vs. DET (14 inn.)

STRIKEOUTS

Season	1,493	2017
Fewest Strikeouts, Season.....	589	1980
Game.....	21	Aug. 6, 2007 vs. OAK (13 inn.)
Game, 9 Innings.....	+20	May 25, 2017 at BOS
Successive Strikeouts, Game.....	7	June 15, 1984 at SEA (Langston)
		May 28, 1986 vs. CWS (Cowley)
		Sept. 21, 2008 vs. LAA (Lackey)
		May 28, 1986 vs. CWS (Cowley)
Successive K's, Start of Game.....	*7	

HIT BY PITCH

Season	88	2018
Season, Fewest.....	20	1984
Game.....	+6	June 9, 2018 vs. HOU

SACRIFICE HITS

Season	116	1977
Season, Fewest.....	9	2005
Game.....	5	Aug. 9, 1974 vs. DET
		Aug. 1, 1977 vs. CWS
		Sept. 1, 1993 vs. BOS

SACRIFICE FLIES

Season	69	1996
Season, Fewest.....	32	1982, 2005
Game.....	4	June 6, 1976 vs. DET
		July 26, 1994 vs. MIN
		Sept. 29, 2004 vs. ANA
		Sept. 22, 2015 at OAK

GROUNDED INTO DOUBLE PLAYS

Season	161	2000
Season, Fewest.....	91	2004
Game.....	5	July 22, 1980 vs. BOS
		Sept. 10, 1988 vs. CAL
		Aug. 31, 1993 vs. BOS
		May 18, 1999 vs. TB
		Aug. 8, 2003 vs. TOR

STOLEN BASES

Season	196	1978
Season, Fewest.....	53	2006
Game.....	9	April 20, 2010 at BOS
Game, Opponent.....	6	June 29, 1976 vs. OAK
		Aug. 8, 1980 vs. OAK
		April 5, 1984 vs. CLE
		Oct. 5, 1991 vs. OAK
		1978
Caught Stealing, Season.....	91	2005
Fewest Caught Stealing, Season.....	15	2005

PINCH-HITTERS/RUNNERS

Pinch-Hitters, Inning.....	5	July 7, 1979 vs. CWS
Pinch-Hitters, Game.....	7	July 7, 1979 vs. CWS
Pinch-Runners, Inning.....	*4	Sept. 10, 1987 at CAL

TEAM PITCHING

GAMES

Season	163	1980, 1983, 1996, 2013
Season, Relief Appearances.....	506	2018
Season, Fewest Relief App.	170	1978

WINS

Season	96	2011
Season, Starters.....	75	1996
Season, Relievers.....	41	2016
Season, Rookies.....	45	1986
Pitchers, 15 or More Wins, Season.....	3	1996
Pitchers, 13+ Wins, Season.....	+5	2011
Pitchers, 10 or More Wins, Season.....	5	1997, 1990, 1996, 2011
Pitchers Recording a Win, Season.....	23	2014

LOSSES

Season	105	1973
Season, Starters.....	83	1982
Season, Relievers.....	38	2002

EARNED RUN AVERAGE

Season, Lowest.....	3.31	1983
Season, Highest.....	5.71	2001

COMPLETE GAMES

Season, Most.....	63	1976
Season, Fewest.....	+0	2007
Consec. Games, No CG.....	195	Aug. 30, 2006 - April 4, 2008

SHUTOUTS

Season	19	2011
Season, Fewest.....	3	1987, 1992, 2001, 2003
Consecutive Shutouts.....	4	April 27-30, 1981
Season, Fewest CG Shutouts.....	+0	1987, 2000, '07, '10, '16, '18
Consec. Games, No Shutouts.....	120	May 21-October 4, 1992

CONSECUTIVE SCORELESS INNINGS

Consecutive Scoreless Innings ..	39.0	April 27-May 1, 1981
vs. One Club.....	35.0	April 22-Aug. 14, 1981 vs. BOS
Consecutive Batters Retired.....	40	May 3-4, 1996

SAVES

Season	56	2016
Season, Fewest.....	12	1974

INNINGS PITCHED

Season	1,479.0	1991
Season, Fewest.....	1,374.2	1972
Season, Starters.....	1,141.2	1976
Season, Fewest, Starters.....	832.0	2003
Season, Relievers.....	601.1	2003
Season, Fewest, Relievers.....	321.1	1978

HITS ALLOWED

Season	1,683	2000
Season, Fewest.....	1,258	1972
Game, Extra Innings.....	29	July 1, 1979 vs. OAK (15 inn.)
Game, 9 Innings.....	25	Aug. 9, 1999 vs. TOR

RUNS ALLOWED

Season	974	2000
Season, Fewest	609	1983
Game	23	Sept. 30, 2000 at OAK
Season, Games 10+	30	2000

EARNED RUNS ALLOWED

Season	913	2001
Season, Fewest	540	1972, 1983
Game	23	Sept. 30, 2000 at OAK

WALKS ALLOWED

Season	760	1987
Season, Fewest	421	1978
Intentional BB, Season	74	1972
Fewest Intentional BB, Season	14	2009
Game, 9 Innings	14	Sept. 24, 1999 vs. ANA
Game, Extra Innings	14	June 6, 1991 at KC (18 inn.)
Intentional BB, Game	6	June 6, 1991 at KC (18 inn.)

STRIKEOUTS

Season	1,309	2013
Season, Fewest	690	1982
Game	18	July 25, 1989 vs. TOR
Game, Both Teams	35	Aug. 6, 2007 vs. OAK
Game, Both Teams, 9 innings	31	July 13, 1997 at SEA
Rookies, 150 or More K's	*/+2	1986
Games Between Individual 10-Strikeout Performances		
	815	July 16, 1980-Sept. 21, 1985

HOME RUNS ALLOWED

Season	222	2001, 2018
Fewest HR Allowed, Season	92	1972
Game	7	April 6, 2006 vs. DET
Grand Slams Allowed, Season	9	1987, 1988
Cons. Innings, No HR Allowed	101	Aug. 10-23, 1974

HIT BATTERS

Season	81	2004
Season, Fewest	24	1978
Game	5	Sept. 3, 1989 vs. KC

WILD PITCHES

Season	94	1986
Season, Fewest	34	1982, 2004, 2006
Game	4	7x, last Oct. 2, 2016 vs. TB

BALKS

Season	57	1988
Season, Fewest	2	1977, 1979, 1998, 1999
Game	4	April 12, 1988 at DET

SACRIFICE HITS

Season	116	1977
Season, Fewest	9	2005
Game	5	3x, last Sept. 1, 1993 vs. BOS

SACRIFICE FLIES

Season	69	1996
Season, Fewest	32	1982, 2011
Game	4	3x, last Sept. 29, 2004 vs. LAA

LONGEST HITTING STREAKS

RANK	G	PLAYER	DATES
1	28	Gabe Kapler	July 17-Aug. 15, 2000
2	25	Michael Young	Sept. 2-29, 2005
	25	Ian Kinsler	June 17-July 13, 2008
4	24	Mickey Rivers	Aug. 14-Sept. 9, 1980
5	23	Michael Young	May 14-June 10, 2008
	23	Josh Hamilton	June 4-30, 2010
7	22	Jim Sundberg	April 27-May 22, 1978
8	21	Juan Gonzalez	June 25-July 19, 1996
	21	Juan Gonzalez	Aug. 8-31, 1996
	21	John Grubb	May 13-June 9, 1979
	21	Buddy Bell	June 24-July 17, 1980
	21	Al Oliver	Aug. 19-Sept. 9, 1980
13	20	Mickey Rivers	June 17-July 11, 1980
	20	Juan Gonzalez	Aug. 20-Sept. 9, 1998
	20	Ivan Rodriguez	May 8-June 1, 1999
16	19	Billy Sample	Apr. 18-Aug. 10, 1981
	19	Scott Fletcher	July 1-23, 1986
	19	Ivan Rodriguez	May 28-June 19, 1996
	19	Ian Kinsler	May 16-June 4, 2008
	19	Nelson Cruz	July 8-31, 2010
	19	Adrian Beltre	July 16-Sept. 15, 2011
	19	Elvis Andrus	July 15-Aug. 8, 2018

Longest Streak by Rookie: 16, Elvis Andrus, Aug. 28-Sept. 14, 2009

INDIVIDUAL BATTING

GAMES

Career	1,823	Michael Young, 2000-12
Season	163	Al Oliver, 1980
Season, Rookie	154	Pete O'Brien, 1983
Consecutive	507	Mark Teixeira, May 21, 2004-June 8, 2007

BATTING AVERAGE

Career (min. 300 games)	319	Al Oliver, 1978-1981
Season	359	Josh Hamilton, 2010
Season, Right-hander	341	Julio Franco, 1991
Season, Left-hander	359	Josh Hamilton, 2010
Season, Switch-hitter	321	Milton Bradley, 2008
Season, Pinch-hitter (min. 30 AB)	364	Bill Stein, 1982
Season, Designated Hitter	322	Milton Bradley, 2008
Season, Rookie	287	Bump Wills, 1977
Month	472 (34-72)	Mark McLemore, June 1996

SLUGGING PERCENTAGE

Career (min. 300 games)	615	Alex Rodriguez, 2001-03
Season	643	Juan Gonzalez, 1996
Season, Right-hander	643	Juan Gonzalez, 1996
Season, Left-hander	633	Josh Hamilton, 2010
Season, Switch-hitter	575	Mark Teixeira, 2005
Season, Designated Hitter	620	Rafael Palmeiro, 1999
Season, Rookie	480	Mark Teixeira, 2003

ON-BASE PERCENTAGE

Career (min. 300 games)	399	Mike Hargrove, 1974-78
Season	436	Milton Bradley, 2008
Season, Right-hander	432	Toby Harrah, 1985
Season, Left-hander	431	Will Clark, 1994
Season, Switch-hitter	436	Milton Bradley, 2008
Season, Designated Hitter	446	Milton Bradley, 2008
Season, Rookie	361	Bump Wills, 1977
Cons. Games Reaching Base	52	Shin-Soo Choo, May 13-July 20, 2018
Cons. Times Reaching Base	12	Frank Catalanotto (10 H, 2 BB) April 21-May 18, 2000

AT-BATS

Game	9	Rafael Palmeiro, June 6, 1991 at KC (18 inn.); Frank Catalanotto, Aug. 25, 2001 vs. BOS (18 inn.) Hank Blockack, June 24, 2004 vs. SEA (18 inn.)
Season	691	Michael Young, 2006
Season, Rookie	557	George Wright, 1982
Career	7399	Michael Young, 2000-12

RUNS

Game	5	Pete O'Brien, May 29, 1987 at KC; Luis Alica, Aug. 31, 2000 vs. CLE; Kevin Mench, April 25, 2004 vs. SEA; Byrd/Saltalamachia, Aug. 22, 2007 at BAL(G1); Ian Kinsler, April 15, 2009 vs. BAL
Season	133	Alex Rodriguez, 2001
Season, Rookie	87	Bump Wills, 1977
Career	1085	Michael Young, 2000-12

HITS

Game, 9 innings	6	Ian Kinsler, April 15, 2009 vs. BAL
Game, Extra innings	6	Alfonso Soriano, May 8, 2004 vs. DET (10 inn.)
Season	221	Michael Young, 2005
Season, Rookie	155	Bump Wills, 1977
Pre All-Star Break	134	Ian Kinsler, 2008
Career	2,230	Michael Young, 2000-12
Hitting Streak	28	Gabe Kapler, July 17-Aug. 15, 2000
Successive Hits	10	Frank Catalanotto April 21-May 18, 2000
Opponent, Game	6	Kirby Puckett, May 23, 1991 at MIN G.Anderson, Sept. 27, 1996 vs. CAL Damon Easley, Aug. 8, 2001 vs. DET

DOUBLES

Game	3	34 times - most recently: E. Andrus, Aug. 4, 2014 at MIN
Season	52	Michael Young, 2006
Season, Rookie	29	Mark Teixeira, 2003
Career	415	Michael Young, 2000-12

TRIPLES

Game	2	10 times, most recently: R. Odor, May 24, 2014 at DET
Season	14	Ruben Sierra, 1989
Season, Rookie	10	Ruben Sierra, 1986
		David Hulse, 1993
		Delino DeShields, 2015
Career	55	Michael Young, 2000-12



HOME RUNS

See separate section

RUNS BATTED IN

Game.....	9
Doubleheader.....	8
RBI, Consecutive Games.....	12
Consecutive Games with RBI.....	11
Month.....	39
Season.....	157
Season, RH Batter.....	157
Season, LH Batter.....	148
Season, Switch-Hitter.....	+144
Season, Rookie.....	88
Season, DH.....	115
Game Winning RBI, Season.....	20

Seasons with 100 or more RBI.....	7
Career.....	1,180

TOTAL BASES

Game.....	*18
Doubleheader.....	21
Season.....	393
Season, Rookie.....	254
Career.....	3,286

EXTRA BASE HITS

Game.....	++5
Doubleheader.....	6
Cons. Games with XBH.....	8
Season.....	97
Season, Rookie.....	60
Career.....	713

WALKS

Game.....	5
Season.....	113
Season, Intentional BB.....	22
Season, Rookie.....	65
Career.....	805
Career, Intentional BB.....	113

STRIKEOUTS

Game, 9 innings.....	++5
Game, Extra innings.....	5
Most Consecutive Strikeouts.....	8
Season.....	207
Season, Rookie.....	185
Career.....	1,152

HIT BY PITCH

Season.....	19
Season, Rookie.....	14
Career.....	57

SACRIFICE HITS

Game.....	3
Season.....	40
Season, Rookie.....	18
Career.....	102

I. Rodriguez, April 13, 1999 at SEA	T. Harrah, June 25, 1976 vs. CWS
Bo. Bonds, June 23, 1978 vs. CAL	Tr. Metcalf, Aug. 22, 2007 at BAL
Rusty Greer, Aug. 22-23, 1997 vs. CWS	Larry Parrish (18 RBI), June 10-20, 1984
Rafael Palmeiro, Aug. 1999	Juan Gonzalez, 1998
Juan Gonzalez, 1998	Rafael Palmeiro, 1999
Mark Teixeira, 2005	Pete Incaviglia, 1986
Rafael Palmeiro, 1999	Rafael Palmeiro, 1999
Josh Hamilton, 2011	Juan Gonzalez, 1991, 1992,
Juan Gonzalez, 1991, 1992,	1993, 1996, 1997, 1998, 1999
1999	Juan Gonzalez, 1989-99, 2002-03

Josh Hamilton, May 8, 2012 at BAL	Al Oliver, Aug. 17, 1980 at DET
Alex Rodriguez, 2001	Mark Teixeira, 2003
Michael Young, 2000-12	

Josh Hamilton, May 8, 2012 at BAL	Al Oliver, Aug. 17, 1980 at DET
Ruben Sierra, June 27-July 5, 1990	Michael Young, July 2-10, 2005
Kevin Mench, April 20-28, 2006	Hank Blalock, Sept. 19-27, 2008
Juan Gonzalez, 1998	Mark Teixeira, 2003
Mark Teixeira, 2003	Juan Gonzalez, 1989-99, 2002-03

Mark Teixeira, Sept. 23, 2004 vs. OAK	M. Bradley, April 16, 2008 at TOR (14 inn.)
Rounded Out, Aug. 2, 2018 vs. BAL	Toby Harrah, 1985
Rafael Palmeiro, 1993	Bump Willis, 1977
R. Palmeiro, 1989-93, 1999-2003	R. Palmeiro, 1989-93, 1999-2003

Justin Smoak, June 13, 2010 at MIL	Dean Palmer, Sept. 23, 1991 at SEA (11 inn.)
Mark Teixeira, Aug. 18, 2003 at DET (16 inn.)	Shin-Soo Choo, April 12, 2014 vs. HOU (10 inn.)
Dave Hostetter, April 17-21, 1983	Joey Gallo, 2018
Pete Incaviglia, 1986	Michael Young, 2000-12

Carlos Gomez, 2017	Robinson Chirinos, 2018
Mark Teixeira, 2003	Ian Kinsler, 2006-13

Bert Campaneris, 3 times in 1977, last: Sept. 17 at MIN	Bert Campaneris, 1977
Nelson Norman, 1979	Jim Sundberg, 1974-83, 88-89

THE 200-HIT CLUB

221 — Michael Young, 2005	203 — Rafael Palmeiro, 1991
217 — Michael Young, 2006	203 — Ruben Sierra, 1991
216 — Michael Young, 2004	201 — Alex Rodriguez, 2001
213 — Michael Young, 2011	201 — Julio Franco, 1991
210 — Mickey Rivers, 1980	201 — Michael Young, 2007
209 — Al Oliver, 1980	200 — Buddy Bell, 1979
204 — Michael Young, 2003	

SACRIFICE FLIES

Game.....	3
Season.....	12
Season, Rookie.....	7
Career.....	70

GROUNDING INTO DOUBLE PLAYS

Game.....	3
Season.....	31
Season, Fewest.....	2
Season, Rookie.....	16
Career.....	215

STOLEN BASES

Game.....	5
Month.....	16
Season.....	52
Season, Rookie.....	33
Season Pct., (min. 10 SB).....	1.000
Career.....	271
Career Pct., (min. 120 att.).....	804

CAUGHT STEALING

Season.....	21
Season, Fewest (min. 20 att.).....	2
Season, Rookie.....	17
Career.....	93

MULTI-HIT GAMES

Season.....	70
Career.....	651

Note: Records for fewest batting totals do not include 1981 (105 games), 1994 (114 games) or 1995 (144 games) seasons.

THE 100-RBI CLUB

157 — Juan Gonzalez, 1998	110 — Mark Teixeira, 2006
148 — Rafael Palmeiro, 1999	109 — Ruben Sierra, 1997
144 — Juan Gonzalez, 1999	109 — Juan Gonzalez, 1999
144 — Mark Teixeira, 2005	108 — Rusty Greer, 1992
142 — Alex Rodriguez, 2002	107 — Dean Palmer, 1996
135 — Alex Rodriguez, 2001	106 — Michael Young, 2011
131 — Juan Gonzalez, 1997	105 — Rafael Palmeiro, 1993
130 — Josh Hamilton, 2008	105 — Rafael Palmeiro, 2002
128 — Juan Gonzalez, 1999	105 — Adrian Beltré, 2011
128 — Josh Hamilton, 2012	104 — Alfonso Soriano, 2005
123 — Rafael Palmeiro, 2001	104 — Adrian Beltré, 2016
120 — Rafael Palmeiro, 2000	103 — Michael Young, 2006
119 — Ruben Sierra, 1989	102 — Juan Gonzalez, 1991
118 — Jeff Burroughs, 1974	102 — Will Clark, 1998
118 — Juan Gonzalez, 1993	102 — Adrian Beltré, 2012
118 — Alex Rodriguez, 2003	101 — Buddy Bell, 1979
117 — Al Oliver, 1980	101 — Larry Parrish, 1998
116 — Ruben Sierra, 1991	101 — Rusty Greer, 1994
115 — Vladimir Guerrero, 2010	101 — Nomar Mazara, 2017
113 — Ivan Rodriguez, 1999	100 — Larry Parrish, 1997
112 — Rafael Palmeiro, 2003	100 — Rusty Greer, 1996
112 — Mark Teixeira, 2004	100 — Josh Hamilton, 2010
110 — Hank Blalock, 2004	

THE .300 CLUB

.359 — Josh Hamilton, 2010	.314 — Juan Gonzalez, 1996
.341 — Julio Franco, 1991	.314 — Michael Young, 2006
.338 — Michael Young, 2011	.313 — Ivan Rodriguez, 1997
.333 — Mickey Rivers, 1980	.313 — Michael Young, 2004
.332 — Rusty Greer, 1996	.313 — Gary Matthews Jr., 2006
.332 — Ivan Rodriguez, 1999	.310 — Juan Gonzalez, 1993
.331 — Michael Young, 2005	.309 — Al Oliver, 1981
.330 — Frank Catalanotto, 2001	.307 — Ruben Sierra, 1991
.329 — Will Clark, 1994	.306 — Michael Young, 2003
.329 — Buddy Bell, 1980	.306 — Rusty Greer, 1998
.326 — Juan Gonzalez, 1999	.306 — Ruben Sierra, 1989
.324 — Adrian Beltré, 2014	.305 — Prince Fielder, 2015
.324 — Rafael Palmeiro, 1999	.305 — Will Clark, 1998
.324 — Al Oliver, 1978	.305 — Mike Hargrove, 1977
.323 — Al Oliver, 1979	.304 — Josh Hamilton, 2008
.322 — Rafael Palmeiro, 1991	.304 — David Murphy, 2012
.322 — Michael Young, 2009	.303 — Ivan Rodriguez, 1995
.321 — Milton Bradley, 2008	.303 — Mike Hargrove, 1975
.321 — Ivan Rodriguez, 1998	.302 — Elvis Andrus, 2016
.321 — Adrian Beltré, 2012	.302 — Lenny Randle, 1974
.321 — Rusty Greer, 1997	.302 — Will Clark, 1995
.319 — Rafael Palmeiro, 1990	.301 — Jeff Burroughs, 1974
.319 — Al Oliver, 1980	.301 — Mark Teixeira, 2005
.319 — Ian Kinsler, 2008	.300 — Ivan Rodriguez, 1996
.318 — Juan Gonzalez, 1998	.300 — Rusty Greer, 1999
.318 — Alex Rodriguez, 2001	.300 — Adrian Beltré, 2016
.316 — Julio Franco, 1989	.300 — Vladimir Guerrero, 2010
.315 — Adrian Beltré, 2013	.300 — Scott Fletcher, 1986
.315 — Buddy Bell, 1984	.300 — Hank Blalock, 2003
.315 — Michael Young, 2007	.300 — Alex Rodriguez, 2002



INDIVIDUAL PITCHING

WINS

Career.....	139	Charlie Hough, 1980-1990
Season.....	25	Ferguson Jenkins, 1974
Season, RHP.....	25	Ferguson Jenkins, 1974
Season, LHP.....	18	Kenny Rogers, 2004
		Matt Harrison, 2012
Season, Relief.....	13	Jim Kern, 1979
Season, Rookie.....	16	Yu Darvish, 2012
Season, Road.....	12	Scott Feldman, 2009
Month.....	6	Ferguson Jenkins, Aug. 1974
		Kenny Rogers, Aug. 1993
		Kenny Rogers, May 2005
		Martin Perez, Aug. 2013
		Jeff Zimmerman, 1999
Best Start.....	9-0	Jeff Zimmerman, 1999
Best Start, Reliever.....	9-0	Tommy Hunter, 2010
Best Start, Starter.....	8-0	Jim Kern, 1979
Best Start, (10 Decisions).....	9-1	Danny Darwin, 1980

Month, Rookie.....	5	
Best Start.....	9-0	
Best Start, Reliever.....	9-0	
Best Start, Starter.....	8-0	
Best Start, (10 Decisions).....	9-1	
Most Successful Wins.....	12	Bobby Witt, June 28-Sept. 6, 1990
		Cole Hamels, Aug. 17, 2015-May 22, 2016
Winning Pct., Career (50 or more decisions)		
	.649 (37-20)	Aaron Sele, 1998-1999
Winning Percentage, Season (20 or more decisions)		
	.762 (16-5)	Derek Holland, 2011
Most Games over .500, Season.....	13	Ferguson Jenkins, 1974 (25-12)
		Rick Helling, 1998 (20-7)

LOSSES

Career.....	123	Charlie Hough, 1980-1990
Season, RHP.....	19	Jim Bibby, 1974
Season, LHP.....	18	Frank Tanana, 1982
Season, Rookie.....	15	Jose Guzman, 1986
Consecutive.....	9	David Clyde, May 24-Oct. 1, 1974
Most 1-0 Games Lost, Season.....	**4	Yu Darvish, 2013

SAVES

Career.....	150	John Wetteland, 1997-2000
Month.....	11	John Wetteland, May 2000
		Jeff Zimmerman, July 2001
		Joe Nathan, June 2013
Season, Right Hander.....	49	Cristiano Cordero, 2004
Season, Left Hander.....	24	C.J. Wilson, 2008
Season, Rookie.....	*40	Neftali Feliz, 2010
Most Consecutive Save Opportunities		Converted, Overall and Season
	31	Joe Nathan, April 15-Sept. 12, 2012
Consecutive Appearances.....	13	J. Wetteland, May 12-June 5, 2000
Most Innings to Earn Save.....	+7.0	J. Benoit, Sept. 3, 2002 at BAL
Save Percentage, Career.....	93.0	Joe Nathan, 2012-13 (80-86)
(min. 50 career saves)		
Save Percentage, Season.....	96.0	Keone Kela, 2018 (24-25)

EARNED RUN AVERAGE

Career (min. 400 IP).....	2.74	Bert Blyleven, 1976-1977
Season (min. 100 IP).....	1.57	Jim Kern, 1979
Season (min. 162 IP).....	2.17	Mike Paul, 1972
Season, Rookie.....	3.24	Jim Bibby, 1973
Season, Highest (min. 162 IP).....	5.68	John Burkett, 1998

GAMES

Career.....	528	Kenny Rogers, 1989-1995, 2000-2002, 2004-05
Season.....	85	Mitch Williams, 1987
Season, Right-hander.....	76	Tanner Scheppers, 2013
Season, Rookie.....	80	Mitch Williams, 1986
Games Started, Career.....	313	Charlie Hough, 1980-1990
Games Started, Season.....	41	Ferguson Jenkins, 1974
		Jim Bibby, 1974
Games Started, Season, Rookie.....	33	Mike Smithson, 1983
Oldest Pitcher to Lead League in Games Started		Charlie Hough, 1987
	39 yrs., 9 mos.	

GAMES IN RELIEF

Career.....	406	Jeff Russell, 1985-92, 1995-96
Season.....	84	Mitch Williams, 1987
Season, Rookie.....	80	Mitch Williams, 1986
Games Finished, Career.....	251	Jeff Russell, 1985-92, 1995-96
Games Finished, Season.....	66	Jeff Russell, 1989

*Major League Record

**American League Record

***Ties Major League Record

****Ties American League Record

COMPLETE GAMES

Career.....	98	Charlie Hough, 1980-1990
Season.....	29	Ferguson Jenkins, 1974
Season, Rookie.....	11	Jim Bibby, 1973
Most Starts, Season, No CG.....	35	Rick Helling, 2000

SHUTOUTS

Career.....	17	Ferguson Jenkins, 1974-75, 1978-81
Season.....	6	Ferguson Jenkins, 1974
		Bert Blyleven, 1976
Season, Rookie.....	2	Jim Bibby, 1973
		Jim Umbarger, 1975
		Steve Comer, 1978
		Edwin Correa, 1986

Consecutive Shutout Games.....

3	Charlie Hough
Aug. 28-Sept. 7, 1983	
Ferguson Jenkins, 1974	
Bert Blyleven, 1976	

Most 1-0 Games Won, Season.....

4	
---	--

INNINGS PITCHED

Game.....	13.0	Charlie Hough, June 11, 1986 at MIN
Season.....	328.1	Ferguson Jenkins, 1974
Season, Rookie.....	223.1	Mike Smithson, 1983
Oldest Pitcher to Lead League in Innings Pitched		
	*39 yrs., 9 mos.	Charlie Hough, 1987
Career.....	2,308.0	Charlie Hough, 1980-1990

HITS

Game.....	14	Dennis Boyd, Aug. 15, 1991 at BAL
		Bobby Witt, July 5, 1996 vs. SEA
		Matt Harrison, April 27, 2012 vs. TB
		Cole Hamels, Aug. 13, 2016 vs. DET
Game, Fewest.....	0	Jim Bibby, July 30, 1973 at OAK
		Bert Blyleven, Sept. 22, 1977 at CAL
		Nolan Ryan, June 11, 1990 at OAK
		Nolan Ryan, May 1, 1991 vs. TOR
		Kenny Rogers, July 28, 1994 vs. CAL (Perfect Game)

Game, Extra Innings.....	13	Gaylord Perry, Aug. 21, 1975 vs. BAL (13.0 innings)
Game, Fewest, Extra Innings.....	1	Bert Blyleven, June 21, 1976 vs. OAK (10.0 innings)

Career.....	1,997	Rogers, 1989-95, 2000-02, 2004-05
Season.....	286	Ferguson Jenkins, 1974
Season, Rookie.....	233	Mike Smithson, 1983

RUNS

Game.....	13	Colby Lewis, July 10, 2014 vs. LAA
Season.....	159	Charlie Hough, 1987
Season, Rookie.....	104	Bobby Witt, 1986
	104	Colby Lewis, 2003
Career.....	1,086	Charlie Hough, 1980-1990

EARNED RUNS

Game.....	12	John Burkett, May 17, 1999 vs. TB
Season.....	139	Jim Bibby, 1974
Season, Rookie.....	103	Colby Lewis, 2003
Career.....	943	Charlie Hough, 1980-1990

WALKS

Game.....	10	Charlie Hough, Aug. 27, 1990 at CAL
		Bobby Witt, Sept. 1, 1990 at OAK
		Bobby Witt, Aug. 15, 1992 vs. DET
		Roger Pavlik, April 18, 1997 vs. TOR
Consecutive BBs, Start of Game.....	*4	Bobby Witt, 1986
Season.....	143	Bobby Witt, 1986
Season, Rookie.....	143	Bobby Witt, 1986
Career.....	1,001	Bobby Witt, 1986-92; 1995-98

STRIKEOUTS

Game, 9 innings.....	180	Nolan Ryan, April 26, 1990 vs. CWS
		Nolan Ryan, May 1, 1991 vs. TOR
Game, Extra innings.....	15	Jim Bibby, Aug. 30, 1973 vs. MIN (10 inn.)
		Nolan Ryan, Aug. 17, 1990 vs. CWS (10 inn.)
Game, Right-Hander.....	16	Nolan Ryan, April 26, 1990 vs. CWS
		Nolan Ryan, May 1, 1991 vs. TOR
		Jamie Moyer, April 8, 1989 vs. TOR
Game, Left-Hander.....	13	Cliff Lee, July 27, 2010 vs. OAK
		Bobby Witt, Aug. 2, 1987 vs. BAL
Inning.....	+4	Charlie Hough, July 4, 1988 vs. NYY
		Nolan Ryan, July 7, 1991 vs. CAL
		Neftali Feliz, Aug. 7-13, 2009

Successive Strikeouts.....	7	Charlie Hough, 1980-1990
Career.....	1,452	Nolan Ryan, 1989
Season.....	301	Nolan Ryan, 1989
Season, RHP.....	301	Nolan Ryan, 1989
Season, LHP.....	206	C.J. Wilson, 2011
Season, Rookie.....	221	Yu Darvish, 2012

Oldest Pitcher to Lead League in Strikeouts		
	*43 yrs. 8 mos.	Nolan Ryan, 1990

FRONT OFFICE

COACHES

PLAYERS

2018 REVIEW

OPONENTS

RECORDS

DEVELOPMENT

MEDIA



Games, 10 or More Strikeouts, Career	34
Games, 10 or More Strikeouts, Season	18
Strikeouts/9.0 IP Avg.	11.89

HOME RUNS

Game	+6
Inning	**4
Season	41
Season, Rookie	26
Season, Grand Slams	3
Career	238

HIT BATTERS

Game	3
Season	19
Season, Rookie	11
Career	89

WILD PITCHES

Game	4
Season	22
Season, Rookie	22
Career	99

BALKS

Game	**4
Season	12
Career	30

SACRIFICE HITS

Season	16
Career	58

SACRIFICE FLIES

Season	14
Career	66

QUALITY STARTS

Season	27
Career	180

PICKOFFS

Season	16
Career	51

Nolan Ryan, 1989-1993

Yulian Ryan, 1989
No Darvish, 2013

R.A. Dickey, April 6, 2006 vs. DET
Pat Mahomes, Aug. 17, 2001 at TOR
Rick Helling, 1999
Derek Holland, 2009
Jeff Russell, 1988
Charlie Hough, 1980-1990

15x, last:
Cole Hamels, April 24, 2018 vs. OAK
Charlie Hough, 1987
Mitch Williams, 1986
Aaron Myette, 2001
Charlie Hough, 1980-90

Bobby Witt, April 17, 1986 at MIL
Charlie Hough, Aug. 16, 1986 at TOR
Bobby Witt, 1986
Bobby Witt, 1986
Charlie Hough, 1980-90

Bobby Witt, April 12, 1988 at DET
Jose Guzman, 1988
Charlie Hough, 1980-90

Jim Umbarger, 1976
K. Rogers, 1989-95, 2000-02, 2004

Charlie Hough, 1987
Bobby Witt, 1986-92, 95-98

Ferguson Jenkins, 1974
Jon Matlack, 1978
Charlie Hough, 1980-90

defined as 6.0+ IP and 3 ER or less

Charlie Hough, 1988
K. Rogers, 1989-95, 2000-02, 2004

LONGEST WINNING STREAKS

WINS	PITCHER	DATES
12	Bobby Witt	June 28-Sept. 6, 1990
12	Cole Hamels	Aug. 23, 2015-May 22, 2016
11	Ferguson Jenkins	Aug. 24, 1978-April 21, 1979
9	Jeff Zimmerman	April 14-Aug. 2, 1999
9	Kenny Rogers	April 27-June 17, 2005
8	Danny Darwin	May 22-Aug. 9, 1980
8	Jeff Russell	Sept. 13, 1987-June 20, 1988
8	Bobby Witt	Sept. 29, 1996-May 20, 1997
8	Kenny Rogers	May 15-July 5, 2004
8	Tommy Hunter	June 5-July 25, 2010
8	Alexi Ogando	Sept. 11, 2010-June 8, 2011
8	Robbie Ross Jr.	April 14, 2012-May 19, 2013

MARATHON GAMES IN RANGERS HISTORY

DATE	OPPONENT	INNINGS	SCORE	WINNER	LOSER	SITE
May 17, 1972	at Kansas City	18	W, 4-3	Panther	Abernathy	Kansas City
June 6, 1991	at Kansas City	18	L, 3-4	Boddicker	Rogers	Kansas City
August 25, 2001	vs. Boston	18	W, 8-7	Low	Shouse	Texas
June 24, 2004	vs. Seattle	18	W, 9-7	Shouse	Moyer	Texas
June 8, 2013	at Toronto	18	L, 3-4	Loup	Welf	Toronto
June 8, 1975	at Cleveland	17	W, 7-6	Thomas	Buskey	Cleveland
Sept. 17, 1977	vs. Minnesota	17	W, 5-4	Barker	Carrithers	Texas
Sept. 10, 1988	vs. California	17	W, 3-2	Vande Berg	Cook	Texas
June 17, 1973	at Baltimore	16	L, 4-5	Reynolds	Stanhouse	Baltimore
June 1, 1976	at Chicago	16	W, 6-5	Foucalt	Jefferson	Chicago
June 11, 1986	at Minnesota	16	W, 6-2	Williams	Jackson	Minnesota
Sept. 25, 1992	vs. Seattle	16	L, 3-4	Powell	Smith	Texas
August 18, 2003	at Detroit	16	W, 4-2	Mahay	Sparks	Detroit
May 14, 1975	vs. Milwaukee	15	L, 2-3	Rodriguez	Brown	Texas
June 28, 1978	at Oakland	15	L, 1-2	Broberg	Barker	Oakland
July 1, 1979	vs. Oakland	15	L, 12-13	Langford	Matlack	Texas
July 3, 1983	at Oakland	15	W, 16-4	Jones	Beard	Oakland
July 11, 1983	vs. Milwaukee	15	W, 5-4	Tobik	Augustine	Texas
July 20, 1985	at Detroit	15	L, 5-6	Scharrer	Harris	Detroit
June 16, 1991	vs. New York	15	W, 4-3	Bitker	Guettermann	Texas
Sept. 27, 1996	vs. California	15	L, 2-3	Harris	Whiteside	Texas

CONSECUTIVE GAMES PLAYED

GAMES	PLAYER	DATES
507	Mark Teixeira	May 21, 2004-June 8, 2007
482	Alex Rodriguez	April 1, 2001-Sept. 23, 2003
325	Ruben Sierra	May 20, 1988-May 13, 1990
287	Michael Young	June 24, 2005-May 9, 2007
264	Al Oliver	April 10, 1980-Sept. 30, 1981
259	Michael Young	April 8, 2003-Aug. 1, 2004
240	Ruben Sierra	July 3, 1990-Sept. 30, 1991
191	Adrian Beltre	April 25, 2014-May 31, 2015
182	Rafael Palmeiro	April 20, 2001-May 12, 2002
181	Hank Blalock	April 26, 2005-May 17, 2006

CONSECUTIVE GAMES REACHING BASE SAFELY

GAMES	PLAYER	DATES
59	Will Clark	Sept. 6, 1995-May 11, 1996
52	Shin-Soo Choo	May 13-July 20, 2018
46	Julio Franco	July 28-Sept. 15, 1993
44	Otis Nixon	Aug. 8-Sept. 26, 1995
41	Toby Harrah	April 8-May 31, 1985
40	Julio Franco	July 8-Aug. 22, 1990
37	Will Clark	May 2-June 12, 1994
37	Michael Young	Aug. 21-Sept. 29, 2005
36	Mark Teixeira	July 3-Aug. 12, 2006

THEFTS OF HOME (31)

PLAYER	OPPONENT	DATE
Toby Harrah	at Minnesota	May 27, 1972
Vic Harris	at Minnesota	August 9, 1972
Dave Nelson	vs. California	Sept. 19, 1973
Cesar Tovar	at Minnesota	May 25, 1974
Dave Nelson	vs. Cleveland	August 30, 1974
Mike Hargrove	vs. Kansas City	June 24, 1976
Bump Wills	at Baltimore	April 10, 1977
Juan Beniquez	vs. Oakland	July 6, 1977
Bobby Thompson	at Seattle	May 21, 1978
Bump Wills	vs. Detroit	April 15, 1979
Mario Mendoza	vs. New York	April 19, 1981
Buddy Bell	vs. Toronto	June 6, 1981
Pete Incaviglia	at Seattle	June 27, 1986
Gary Ward	vs. Chicago	August 22, 1986
Cecil Espy	vs. Seattle	September 30, 1988
Julio Franco	at Oakland	July 7, 1989
Jack Daugherty	vs. Oakland	August 24, 1989
Mike Stanley	at Seattle	September 19, 1990
Otis Nixon	at Minnesota	August 30, 1995
Tom Goodwin	at Oakland	September 24, 1997
Scarborough Green	at Minnesota	May 26, 2000
Frank Catalanotto	at Minnesota	Sept. 20, 2000
Bo Porter	at Los Angeles	June 11, 2001
Ricky Ledee	vs. Anaheim	September 23, 2001
Julio Borbon	at Boston	July 18, 2010
Mitch Moreland	vs. LA of Anaheim	October 1, 2010
Elvis Andrus	at Philadelphia	May 20, 2011
Elvis Andrus	at Atlanta	June 18, 2011
Elvis Andrus	vs. Houston	Aug. 19, 2013
Elvis Andrus	at San Diego	Sept. 1, 2015
Ian Desmond	vs. Houston	Sept. 3, 2016



CAREER BATTING LEADERS

FRONT OFFICE
COACHES
PLAYERS
2018 REVIEW
OPPONENTS
RECORDS
DEVELOPMENT
MEDIA

GAMES

1 M. Young	1,823
2 Palmeiro	1,573
3 Sundberg	1,512
4 I. Rodriguez	1,507
5 Andrus	1,476
6 Gonzalez	1,400
7 Harrah	1,220
8 Sierra	1,190
9 Beltré	1,098
10 Kinsler	1,066

AT-BATS

1 M. Young	7,399
2 Palmeiro	5,830
3 I. Rodriguez	5,754
4 Andrus	5,663
5 Gonzalez	5,435
6 Sundberg	4,684
7 Sierra	4,580
8 Kinsler	4,201
9 Beltré	4,194
10 Harrah	4,188

RUNS

1 M. Young	1,085
2 Palmeiro	958
3 Gonzalez	878
4 I. Rodriguez	866
5 Andrus	801
6 Kinsler	748
7 Sierra	645
8 Greer	643
9 Beltré	612
10 Harrah	582

HITS

1 M. Young	2,230
2 I. Rodriguez	1,747
3 Palmeiro	1,692
4 Gonzalez	1,595
5 Andrus	1,558
6 Sierra	1,281
7 Beltré	1,277
8 Sundberg	1,180
9 Greer	1,166
10 Kinsler	1,145

DOUBLES

1 M. Young	415
2 I. Rodriguez	352
3 Palmeiro	321
4 Gonzalez	320
5 Andrus	271
6 Greer	258
7 Sierra	257
8 Kinsler	249
9 Beltré	239
10 Sundberg	200

TRIPLES

1 M. Young	55
2 Sierra	44
Andrus	44
4 I. Rodriguez	28
5 Sundberg	27
6 Greer	25
Palmeiro	25
Odor	25
9 Kinsler	23
10 McDowell	22

CURRENT PLAYERS IN BLUE

HOME RUNS

1 Gonzalez	372
2 Palmeiro	321
3 I. Rodriguez	217
4 Beltré	199
5 Sierra	180
6 M. Young	177
7 Cruz	157
8 Kinsler	156
A. Rodriguez	156
10 Palmer	154

RUNS BATTED IN

1 Gonzalez	1,180
2 Palmeiro	1,039
3 M. Young	984
4 I. Rodriguez	842
5 Sierra	742
6 Beltré	699
7 Greer	614
8 Andrus	557
9 Harrah	546
10 Kinsler	539

WALKS

1 Palmeiro	805
2 Harrah	668
3 Sundberg	544
4 M. Young	532
5 Greer	519
6 Andrus	474
7 Kinsler	462
8 Hargrove	435
9 O'Brien	404
10 Gonzalez	375

STRIKEOUTS

1 M. Young	1,152
2 Gonzalez	1,076
3 Andrus	851
4 Incaviglia	788
5 I. Rodriguez	781
6 Palmer	757
7 Palmeiro	754
8 Parrish	715
9 Cruz	711
10 Blalock	705

TOTAL BASES

1 M. Young	3,286
2 Gonzalez	3,073
3 Palmeiro	3,026
4 I. Rodriguez	2,806
5 Sierra	2,166
6 Beltré	2,133
7 Andrus	2,100
8 Kinsler	1,908
9 Greer	1,831
10 Harrah	1,666

EXTRA BASE HITS

1 Gonzalez	713
2 Palmeiro	667
3 M. Young	647
4 I. Rodriguez	597
5 Sierra	481
6 Beltré	448
7 Kinsler	428
8 Greer	402
9 Andrus	376
10 Blalock	364

STOLEN BASES

1 Andrus	271
2 Kinsler	172
3 Wills	161
4 Harrah	143
5 McDowell	129
6 Nelson	125
7 Franco	98
8 Goodwin	93
9 Sample	92
10 Espy	91

BATTING AVERAGE

(300 or more games)

1 Oliver	.319
2 Clark	.308
3 Franco	.307
4 A. Rodriguez	.3054
5 Greer	.30452
6 Beltré	.30445
7 I. Rodriguez	.3036
8 Rivers	.3032
9 Hamilton	.302
10 M. Young	.301

SLUGGING PERCENTAGE

(300 or more games)

1 A. Rodriguez	.615
2 Gonzalez	.565
3 Hamilton	.542
4 Teixeira	.533
5 Palmeiro	.519
6 Beltré	.509
7 Napoli	.507
8 Stevens	.499
9 Gallo	.49815
10 Soriano	.49799

ON-BASE PERCENTAGE

(300 or more games)

1 Hargrove	.399
2 A. Rodriguez	.39549
3 Clark	.39478
4 Greer	.387
5 Franco	.382
6 Palmeiro	.378
7 Teixeira	.368
8 Catalanotto	.365
9 McLemore	.3633
10 Choo	.3629

OPS

(300 or more games)

1 A. Rodriguez	1.011
2 Gonzalez	.907
3 Hamilton	.90068
4 Teixeira	.90061
5 Palmeiro	.897
6 Clark	.880
7 Beltré	.8655
8 Greer	.8649
9 Napoli	.855
10 Stevens	.832

MULTI-HIT GAMES

1 M. Young	651
2 I. Rodriguez	490
3 Palmeiro	466
4 Gonzalez	452
5 Andrus	399
6 Beltré	368
7 Sierra	347
8 Kinsler	335
9 Greer	332
10 Bell	287



SINGLE-SEASON BATTING LEADERS

GAMES

1	Oliver.....	163	1980
2	Bell.....	162	1979
	Wright.....	162	1983
	Sierra.....	162	1989
	A. Rodriguez.....	162	2001
	A. Rodriguez.....	162	2002
	Teixeira.....	162	2005
	Teixeira.....	162	2006
	M. Young.....	162	2006
	Odor.....	162	2017

AT-BATS

1	M. Young.....	691	2006
2	M. Young.....	690	2004
3	Bell.....	670	1979
4	M. Young.....	668	2005
5	M. Young.....	666	2003
6	Sierra.....	661	1991
7	Oliver.....	656	1980
	M. Young.....	656	2010
9	Kinsler.....	655	2012
10	Blalock.....	647	2005

RUNS

1	A. Rodriguez.....	133	2001
2	A. Rodriguez.....	125	2002
3	Palmeiro.....	124	1993
	A. Rodriguez.....	124	2003
5	Kinsler.....	121	2011
6	I. Rodriguez.....	116	1996
	I. Rodriguez.....	116	1999
8	Palmeiro.....	115	1991
9	Gonzalez.....	114	1999
	M. Young.....	114	2004
	M. Young.....	114	2005

HITS

1	M. Young.....	221	2005
2	M. Young.....	217	2006
3	M. Young.....	216	2004
4	M. Young.....	213	2011
5	Rivers.....	210	1980
6	Oliver.....	209	1980
7	M. Young.....	204	2003
8	Palmeiro.....	203	1991
	Sierra.....	203	1991
10	Franco.....	201	1991
	A. Rodriguez.....	201	2001
	M. Young.....	201	2007

DOUBLES

1	M. Young.....	52	2006
2	Gonzalez.....	50	1998
3	Palmeiro.....	49	1991
4	I. Rodriguez.....	47	1996
5	Teixeira.....	45	2006
	Cruz.....	45	2012
7	Sierra.....	44	1991
	Matthews Jr.....	44	2006
	Andrus.....	44	2017
10	Oliver.....	43	1980
	Soriano.....	43	2005
	Byrd.....	43	2009

TRIPLES

1	Sierra.....	14	1989
2	Sierra.....	10	1986
	Hulse.....	10	1993
	DeShields.....	10	2015
5	M. Young.....	9	2003
	M. Young.....	9	2004
	Andrus.....	9	2012
	Odor.....	9	2015
9	Pettis.....	8	1984
	Alicea.....	8	2000
	M. Young.....	8	2002
	Byrd.....	8	2007
	Andrus.....	8	2009
	Rios.....	8	2014

HOME RUNS

1	A. Rodriguez.....	57	2002
2	A. Rodriguez.....	52	2001
3	Gonzalez.....	47	1996
	Palmeiro.....	47	1999
	Palmeiro.....	47	2001
	A. Rodriguez.....	47	2003
7	Gonzalez.....	46	1993
8	Gonzalez.....	45	1998
9	Gonzalez.....	43	1992
	Palmeiro.....	43	2002
	Teixeira.....	43	2005
	Hamilton.....	43	2012

RUNS BATTED IN

1	Gonzalez.....	157	1998
2	Palmeiro.....	148	1999
3	Gonzalez.....	144	1996
	Teixeira.....	144	2005
5	A. Rodriguez.....	142	2002
6	A. Rodriguez.....	135	2001
7	Gonzalez.....	131	1997
8	Hamilton.....	130	2008
9	Gonzalez.....	128	1999
	Hamilton.....	128	2012

WALKS

1	Harrah.....	113	1985
2	Harrah.....	109	1977
3	Hargrove.....	107	1978
	Tettleton.....	107	1995
5	Palmeiro.....	104	2002
6	Hargrove.....	103	1977
	Palmeiro.....	103	2000
8	Palmeiro.....	101	2001
9	Harrah.....	98	1975
10	Hargrove.....	97	1976
	Palmeiro.....	97	1999

STRIKEOUTS

1	Gallo.....	207	2018
2	Gallo.....	196	2017
3	Incaviglia.....	185	1986
4	Incaviglia.....	168	1987
5	Napoli.....	163	2017
6	Hamilton.....	162	2012
	Odor.....	162	2017
8	Desmond.....	160	2016
9	Choo.....	156	2018
10	Burroughs.....	155	1975

TOTAL BASES

1	A. Rodriguez.....	393	2001
2	A. Rodriguez.....	389	2002
3	Gonzalez.....	382	1998
4	Teixeira.....	370	2005
5	A. Rodriguez.....	364	2003
6	Palmeiro.....	356	1999
7	Gonzalez.....	348	1996
8	Sierra.....	344	1989
9	M. Young.....	343	2005
10	Gonzalez.....	339	1993
	Beltré.....	339	2012

EXTRA BASE HITS

1	Gonzalez.....	97	1998
2	A. Rodriguez.....	87	2001
	Teixeira.....	87	2005
4	A. Rodriguez.....	86	2002
5	A. Rodriguez.....	83	2003
6	Gonzalez.....	82	1996
7	Soriano.....	81	2005
8	Gonzalez.....	80	1993
	Palmeiro.....	80	2001
10	Palmeiro.....	79	1993
	Teixeira.....	79	2006

STOLEN BASES

1	Wills.....	52	1978
2	Nelson.....	51	1972
3	Nixon.....	50	1995
4	Espy.....	45	1989
5	Sample.....	44	1983

6	Nelson.....	43	1973
7	Andrus.....	42	2013
8	Goodwin.....	39	1999
9	Pettis.....	38	1990
	Goodwin.....	38	1998

BATTING AVERAGE

1	Hamilton.....	.359	2010
2	Franco.....	.341	1991
3	M. Young.....	.338	2011
4	Rivers.....	.333	1980
5	Greer.....	.3321	1996
6	I. Rodriguez.....	.3317	1999
7	M. Young.....	.3308	2005
8	Catalanotto.....	.3305	2001
9	Clark.....	.3290	1994
10	Bell.....	.3286	1980

SLUGGING PERCENTAGE

1	Gonzalez.....	.643	1996
2	Hamilton.....	.633	2010
3	Gonzalez.....	.632	1993
4	Gonzalez.....	.6304	1998
5	Palmeiro.....	.6301	1999
6	A. Rodriguez.....	.623	2002
7	A. Rodriguez.....	.622	2001
8	Gonzalez.....	.601	1999
9	A. Rodriguez.....	.600	2003
10	Gonzalez.....	.589	1997

ON-BASE PERCENTAGE

1	Bradley.....	.436	2008
2	Harrah.....	.432	1985
3	Clark.....	.431	1994
4	Hargrove.....	.4203	1977
5	Palmeiro.....	.4199	1999
6	Hamilton.....	.411	2010
7	Franco.....	.408	1991
8	Greer.....	.4049	1997
9	Greer.....	.4048	1999
10	Harrah.....	.403	1975

OPS

1	Palmeiro.....	1.050	1999
2	Hamilton.....	1.044	2010
3	A. Rodriguez.....	1.021	2001
4	A. Rodriguez.....	1.015	2002
5	Gonzalez.....	1.011	1996
6	Gonzalez.....	1.000	1993
7	Bradley.....	.999	2008
8	Gonzalez.....	.997	1998
9	A. Rodriguez.....	.995	2003
10	Gonzalez.....	.980	1999

MULTI-HIT GAMES

1	M. Young.....	70	2004
2	M. Young.....	69	2006
3	M. Young.....	66	2005
4	Rivers.....	65	1980
	Matthews Jr.....	65	2006
6	Franco.....	64	1991
7	M. Young.....	63	2003
8	M. Young.....	61	2011
9	Palmeiro.....	59	1991
	Greer.....	59	1997
	Teixeira.....	59	2005
	M. Young.....	59	2007
	Hamilton.....	59	2008

HITTING STREAKS

1	Kapler.....	28	2000
2	M. Young.....	25	2005
3	Kinsler.....	25	2008
4	Rivers.....	24	1980
5	M. Young.....	23	2008
6	Hamilton.....	23	2010
7	Sundberg.....	22	1978
8	5 tied.....	21	

CURRENT PLAYERS IN BLUE

FRONT OFFICE
COACHES
PLAYERS
2018 REVIEW
OPPONENTS
RECORDS
DEVELOPMENT
MEDIA

CAREER PITCHING LEADERS

FRONT OFFICE

COACHES

PLAYERS

2018 REVIEW

OPPONENTS

RECORDS

DEVELOPMENT

MEDIA

GAMES

1 Rogers	528
2 Russell	445
3 Cordero	356
4 Hough	344
5 Wilson	325
6 Oliver	317
7 Francisco	277
8 Witt	276
9 Benoit	273
10 Wetteland	248

WINS

1 Hough	139
2 Rogers	133
3 Witt	104
4 Jenkins	93
5 Brown	78
6 Lewis	77
7 Helling	68
8 Guzman	66
9 Holland	62
10 Oliver	60

INNINGS PITCHED

1 Hough	2308.0
2 Rogers	1909.0
3 Witt	1680.2
4 Jenkins	1410.1
5 Brown	1278.2
6 Lewis	1174.1
7 Guzman	1013.2
8 Helling	1008.0
9 Holland	985.0
10 Oliver	955.1

GAMES STARTED

1 Hough	313
2 Witt	269
3 Rogers	252
4 Lewis	194
5 Jenkins	190
6 Brown	186
7 Helling	159
8 Holland	158
9 Guzman	152
10 Oliver	137

GAMES RELIEVED

1 Russell	406
2 Cordero	356
3 Francisco	277
4 Rogers	276
5 Wilson	252
6 Wetteland	248
7 Williams	231
8 Whiteside	222
9 Crabtree	221
10 Benoit	218

GAMES FINISHED

1 Russell	251
2 Wetteland	233
3 Cordero	220
4 Feliz	154
5 Foucault	147
6 Rogers	128
7 Nathan	123
8 Williams	121
9 Henke	115
10 Schmidt	114

LOSSES

1 Hough	123
2 Witt	104
3 Rogers	96
4 Jenkins	72
5 Lewis	70
6 Brown	64
7 Guzman	62
8 Oliver	54
9 Darwin	52
10 Helling	51

WALKS

1 Witt	1,001
2 Hough	965
3 Rogers	686
4 Brown	428
5 Oliver	402
6 Guzman	395
7 Helling	381
8 Lewis	362
9 Ryan	353
10 Pavlik	351

STRIKEOUTS

1 Hough	1,452
2 Witt	1,405
3 Rogers	1,201
4 Darvish	960
5 Ryan	939
6 Lewis	933
7 Jenkins	895
8 Holland	790
9 Brown	742
10 Guzman	715

SAVES

1 Wetteland	150
2 Russell	134
3 Cordero	117
4 Feliz	93
5 Nathan	80
6 Henke	58
7 Wilson	52
8 Tolleson	46
9 Dyson	40
10 Kern	37

ERA (min. 400.0 innings)

1 Blyleven	2.74
2 Perry	3.26
3 Ogando	3.35
4 Matlack	3.41
5 Darvish	3.42
6 Ryan	3.43
7 Jenkins	3.56
8 Wilson	3.60
9 Hough	3.68
10 Darwin	3.72

W-L PERCENTAGE (min. 400.0 inn.)

1 Sele	.649 (37-20)
2 Hamels	.644 (38-21)
3 Ogando	.636 (28-16)
4 Harrison	.588 (50-35)
5 Rogers	.581 (133-96)
6 Comer	.574 (39-29)
7 Helling	.571 (68-51)
8 Darvish	.571 (52-39)
9 Ryan	.567 (51-39)
10 Jenkins	.564 (93-72)

COMPLETE GAMES

1 Hough	98
2 Jenkins	90
3 Perry	55
4 Brown	40
5 Witt	33
6 Matlack	32
7 Blyleven	29
8 Bibby	26
9 Guzman	24
10 Medich	22

SHUTOUTS

1 Jenkins	17
2 Perry	12
3 Blyleven	11
4 Hough	11
5 Bibby	8
6 Holland	8
7 Medich	7
8 Brown	6
9 Rogers	6
10 Ryan	6

WILD PITCHES

1 Hough	99
2 Witt	95
3 Brown	52
4 Ryan	48
5 Rogers	47
6 Darvish	44
7 Pavlik	39
8 Russell	39
9 Oliver	36
10 Guzman	34
Helling	34

HIT BATTERS

1 Hough	89
2 Rogers	62
3 Brown	52
4 Oliver	51
5 Padilla	49
6 Lewis	48
7 Park	42
8 Wilson	41
9 Hamels	35
10 Ryan	34
Feldman	34

HOME RUNS ALLOWED

1 Hough	238
2 Rogers	195
3 Lewis	170
4 Witt	164
5 Helling	163
6 Jenkins	161
7 Holland	132
8 Oliver	114
9 Guzman	103
10 Millwood	86

WHIP (min. 400.0 innings)

1 Blyleven	1.094
2 Ryan	1.126
3 Jenkins	1.173
4 Darvish	1.1806
5 Perry	1.1809
6 Ogando	1.185
7 Hamels	1.275
8 Hough	1.282
9 Tanana	1.290
10 Wilson	1.291

CURRENT PLAYERS IN BLUE



SINGLE-SEASON PITCHING LEADERS

GAMES

1 Williams.....	85	1987
2 Rogers.....	81	1992
3 Williams.....	80	1986
4 Venafro.....	77	2000
5 Scheppers.....	76	2013
6 Wright.....	75	2008
7 Mohorcic.....	74	1987
Wilson.....	74	2009
9 Harris.....	73	1986
Rogers.....	73	1989
Cordero.....	73	2003
Cotts.....	73	2014
Tolleson.....	73	2015
Dyson.....	73	2016

WINS

1 Jenkins.....	25	1974
2 Brown.....	21	1992
3 Helling.....	20	1998
4 Bibby.....	19	1974
Sele.....	19	1998
6 Jenkins.....	18	1978
Hough.....	18	1987
Sele.....	18	1999
Rogers.....	18	2004
Harrison.....	18	2012

INNINGS PITCHED

1 Jenkins.....	328.1	1974
2 Hough.....	285.1	1987
3 Jenkins.....	270.0	1975
Matlack.....	270.0	1978
5 Hough.....	266.0	1984
6 Brown.....	265.2	1992
7 Bibby.....	264.0	1974
8 Jenkins.....	259.0	1979
9 Hough.....	252.0	1983
Hough.....	252.0	1988

GAMES STARTED

1 Jenkins.....	41	1974
2 Bibby.....	41	1974
3 Hough.....	40	1987
4 Jenkins.....	37	1976
5 Jenkins.....	37	1979
6 Comer.....	36	1979
7 Hough.....	36	1984
8 7 tied.....	35	

GAMES RELIEVED

1 Williams.....	84	1987
2 Rogers.....	81	1992
3 Williams.....	80	1986
4 Venafro.....	77	2000
5 Scheppers.....	76	2013
6 Wright.....	75	2008
7 Mohorcic.....	74	1987
Wilson.....	74	2009
9 Harris.....	73	1986
Rogers.....	73	1989
Cordero.....	73	2003
Cotts.....	73	2014
Tolleson.....	73	2015
Dyson.....	73	2016

GAMES FINISHED

1 Russell.....	66	1989
2 Harris.....	63	1986
Cordero.....	63	2004
4 Nathan.....	62	2012
5 Nathan.....	61	2013
6 Henke.....	60	1993
Cordero.....	60	2005
8 Wetteland.....	59	1998
Wetteland.....	59	1999
Feliz.....	59	2010

LOSSES

1 Bibby.....	19	1974
2 Jenkins.....	18	1975
Tanana.....	18	1982
4 Honeycutt.....	17	1982
5 Hough.....	16	1985
Hough.....	16	1988
7 Tanana.....	15	1984
Mason.....	15	1985
Guzman.....	15	1986
Kilgus.....	15	1988
Gross.....	15	1995

WALKS

1 Witt.....	143	1986
2 Witt.....	140	1987
3 Correa.....	126	1986
Hough.....	126	1988
5 Hough.....	124	1987
6 Hough.....	119	1990
7 Witt.....	114	1989
8 Bibby.....	113	1974
9 Witt.....	110	1990
10 Bibby.....	106	1973

STRIKEOUTS

1 Ryan.....	301	1989
2 Darvish.....	277	2013
3 Ryan.....	232	1990
4 Jenkins.....	225	1974
5 Hough.....	223	1987
6 Witt.....	221	1990
Darvish.....	221	2012
8 Wilson.....	206	2011
9 Ryan.....	203	1991
10 Hamels.....	200	2016

SAVES

1 Cordero.....	49	2004
2 Wetteland.....	43	1999
Nathan.....	43	2013
4 Wetteland.....	42	1998
5 Henke.....	40	1993
Feliz.....	40	2010
7 Russell.....	38	1989
Dyson.....	38	2016
9 Cordero.....	37	2005
Nathan.....	37	2012

ERA (min. 100 innings pitched)

1 Kern.....	1.57	1979
2 Paul.....	2.17	1972
3 Foucault.....	2.24	1974
4 Comer.....	2.30	1978
5 Matlack.....	2.27	1978
6 Honeycutt.....	2.42	1983
7 Harris.....	2.47	1985
8 Darwin.....	2.63	1980
9 Blyleven.....	2.72	1977
10 Blyleven.....	2.76	1976

W-L PCT. (10 or more decisions)

1 Comer.....	800	8-2	1981
2 Darwin.....	765	13-4	1980
Hunter.....	765	13-4	2010
4 Holland.....	762	16-5	2011
5 Hamels.....	750	15-5	2016
Harrison.....	750	9-3	2008
Zimmerman.....	750	9-3	1999
8 Helling.....	741	20-7	1998
9 Cotts.....	727	8-3	2013
10 Kern.....	722	13-5	1979

COMPLETE GAMES

1 Jenkins.....	29	1974
2 Jenkins.....	22	1975
3 Perry.....	21	1976
4 Matlack.....	18	1978
5 Hough.....	17	1984
6 Jenkins.....	16	1978
7 Perry.....	15	1975
Blyleven.....	15	1977
9 Blyleven.....	14	1976
Hough.....	14	1985

SHUTOUTS

1 Jenkins.....	6	1974
Blyleven.....	6	1976
3 Bibby.....	5	1974
Blyleven.....	5	1977
5 Jenkins.....	4	1975
Perry.....	4	1975
Perry.....	4	1977
Jenkins.....	4	1978
Medich.....	4	1981
Holland.....	4	2011

WILD PITCHES

1 Witt.....	22	1986
2 Correa.....	19	1986
Ryan.....	19	1989
4 Hough.....	16	1986
Witt.....	16	1988
6 Broberg.....	14	1972
Darvish.....	14	2014
8 7 pitchers tied.....	12	

HIT BATTERS

1 Hough.....	19	1987
2 Park.....	17	2002
Padilla.....	17	2006
4 Brown.....	15	1993
Padilla.....	15	2008
6 Broberg.....	13	1972
Brown.....	13	1991
Sele.....	13	1998
Park.....	13	2004
Martínez.....	13	2015

HOME RUNS ALLOWED

1 Helling.....	41	1999
2 Jenkins.....	40	1979
3 Helling.....	38	2001
4 Jenkins.....	37	1975
5 Hough.....	36	1987
6 Lewis.....	35	2011
7 Witt.....	33	1997
8 Hough.....	32	1986
Holland.....	32	2012
Colon.....	32	2018

WHIP

1 Ryan.....	1.006	1991
2 Jenkins.....	1.008	1974
3 Ryan.....	1.034	1990
4 Perry.....	1.049	1975
5 Blyleven.....	1.065	1977
6 Honeycutt.....	1.07310	1981
7 Darvish.....	1.07313	2013
8 Jenkings.....	1.080	1978
9 Ryan.....	1.086	1989
10 Matlack.....	1.122	1978

CURRENT PLAYERS IN BLUE

FRONT OFFICE

COACHES

PLAYERS

2018 REVIEW

OPPONENTS

RECORDS

DEVELOPMENT

MEDIA



YEAR-BY-YEAR BATTING

FRONT OFFICE
COACHES
PLAYERS
2018 REVIEW
OPPONENTS
RECORDS
DEVELOPMENT
MEDIA

Year	AVG	G	AB	R	H	TB	3B	HR	RBI	SH	SF	HP	BB	SO	SB	CS	GDP	
1972	.217	154	5029	461	1092	1460	166	17	56	424	84	34	30	503	926	126	73	100
1973	.255	162	5488	619	1397	1980	199	29	110	574	45	50	27	503	791	91	52	132
1974	.272	161	5449	690	1482	2055	198	39	99	643	81	47	38	508	710	113	80	150
1975	.252	162	5593	714	1431	2075	207	17	134	775	64	41	25	613	838	102	64	125
1976	.250	162	5555	616	1390	1895	213	26	80	574	72	45	29	568	809	87	45	141
1977	.270	162	5541	767	1497	2245	265	39	135	704	116	50	39	596	904	154	85	118
1978	.253	162	5347	692	1353	2037	216	36	132	650	83	55	32	624	779	196	91	115
1979	.278	162	5562	750	1549	2273	252	26	140	718	78	59	33	461	607	79	51	135
1980	.284	163	5690	756	1616	2305	263	27	124	720	70	56	23	480	589	91	49	156
1981	.270	162	5581	452	968	1323	178	15	49	418	36	39	21	295	396	46	41	84
1982	.249	162	5445	590	1354	1955	204	26	115	558	64	32	32	447	750	63	45	134
1983	.255	163	5610	639	1429	2055	242	33	106	587	38	42	29	442	767	119	60	123
1984	.261	161	5569	656	1452	2097	227	29	120	618	47	43	20	420	807	81	50	130
1985	.253	161	5361	617	1359	2041	213	41	129	578	34	45	33	530	819	130	85	133
1986	.267	162	5529	771	1479	2365	248	43	184	725	41	42	35	511	1088	103	76	136
1987	.266	162	5564	823	1478	2394	264	35	194	772	42	51	24	567	1081	120	71	116
1988	.252	161	5479	637	1378	2019	227	39	112	589	48	53	35	542	1022	130	57	111
1989	.265	162	5458	695	1433	2181	260	46	122	654	63	40	34	503	989	101	49	151
1990	.259	162	5489	676	1418	2075	257	27	110	641	54	44	34	575	1054	115	48	142
1991	.270	162	5703	829	1539	2420	288	31	177	774	59	41	42	596	1039	102	50	128
1992	.250	162	5537	682	1387	2176	266	23	159	646	56	45	50	550	1036	81	44	115
1993	.267	162	5510	835	1472	2377	284	39	181	780	69	56	48	483	984	113	67	111
1994	.280	114	3983	613	1114	1738	198	27	124	582	41	34	36	437	730	82	35	95
1995	.265	144	4913	691	1304	2013	247	24	138	651	49	45	33	526	877	90	47	112
1996	.284	163	5702	928	1622	2672	323	32	221	890	32	69	31	660	1041	83	26	128
1997	.274	162	5651	807	1547	2473	311	27	187	773	28	52	34	500	1116	72	37	118
1998	.289	162	5672	940	1637	2618	314	32	201	894	41	54	39	595	1045	82	47	137
1999	.293	162	5651	945	1653	2705	304	29	230	897	35	62	29	611	937	111	54	147
2000	.283	162	5648	848	1601	2520	330	35	173	806	48	48	39	580	922	69	47	161
2001	.275	162	5685	890	1566	2676	326	23	246	844	25	55	75	548	1093	97	32	131
2002	.269	162	5618	843	1510	2558	304	27	230	806	48	50	62	554	1055	62	34	129
2003	.266	162	5664	826	1506	2569	274	36	239	799	24	42	75	488	1052	65	25	115
2004	.265	162	5615	860	1492	2564	323	34	227	825	23	57	61	500	1099	69	36	91
2005	.267	162	5716	865	1528	2677	311	29	260	914	32	48	48	495	1112	67	15	123
2006	.278	162	5659	835	1571	2523	357	23	183	799	18	50	40	505	1061	53	24	148
2007	.263	162	5555	816	1460	2367	298	36	179	768	57	42	56	503	1224	88	25	129
2008	.283	162	5728	901	1619	2647	376	35	194	867	37	54	63	595	1207	81	25	117
2009	.260	162	5526	784	1436	2458	296	27	224	748	40	51	37	472	1253	149	36	97
2010	.276	162	5635	787	1556	2360	268	25	162	740	53	54	45	511	986	123	48	129
2011	.283	162	5659	855	1599	2603	310	32	210	807	39	49	39	475	930	143	45	135
2012	.273	162	5590	808	1526	2493	303	32	200	780	36	53	57	478	1103	91	44	121
2013	.262	163	5585	730	1465	2301	262	23	176	691	45	42	61	462	1067	149	46	124
2014	.256	162	5460	637	1400	2049	260	28	111	597	41	45	61	417	1162	105	59	148
2015	.257	162	5511	751	1419	2278	279	32	172	707	43	54	76	503	1233	101	39	99
2016	.262	162	5525	765	1446	2394	257	23	215	746	18	40	70	436	1220	99	36	114
2017	.244	162	5430	799	1326	2334	255	21	237	756	27	39	81	544	1493	113	44	110
2018	.240	162	5453	737	1308	2240	266	24	194	696	33	34	88	555	1484	74	35	104

TOTALS .265 7483 256909 35228 68162 106549 12486 1399 7701 33325 2224 2217 2049 24267 46312 4661 2274 5853

*bold face indicates club's high-low in each category, excluding 1972, as well as labor-shortened years of 1981, 1994 and 1995.

YEARLY AMERICAN LEAGUE RANKS

Year	AVG	G	AB	R	OR	H	TB	2B	3B	HR	RBI	SH	SF	HP	BB	IBB	SO	SB	CS	DP	SLG	OBP
1972	.12	8	11	11	12	12	12	12	12	11	2	12	11	2	10	11	5	6	6	11	12	12
1973	.9	11	11	12	12	11	11	11	8	11	12	9	2	10	10	11	5	6	6	6	11	11
1974	1	12	10	2	10	3	4	11	3	10	2	2	6	4	9	8	2	5	11	10	4	2
1975	6	11	1	4	8	3	4	9	12	4	7	11	5	10	10	5	16	6	7	6	9	6
1976	6	11	2	7	7	8	10	5	11	9	7	5	11	8	2	2	7	10	1	10	10	7
1977	8	11	6	6	6	4	6	7	4	11	7	6	1	8	4	1	5	11	4	10	7	7
1978	11	3	13	6	2	12	9	13	10	4	6	5	5	5	1	11	10	2	2	10	7	5
1979	6	11	2	9	3	5	5	8	13	7	6	3	4	6	12	3	2	10	5	7	8	9
1980	2	11	2	7	8	2	7	4	14	8	6	5	3	10	9	3	1	7	1	6	12	7
1981	3	11	9	6	2	3	10	1	12	12	6	10	3	5	12	1	2	9	9	5	9	7
1982	13	3	14	14	12	13	14	14	13	12	14	3	14	3	12	13	9	10	4	8	14	14
1983	13	3	4	13	1	13	12	8	13	13	10	12	7	13	12	6	6	10	4	13	13	13
1984	9	13	8	14	8	14	11	12	11	13	13	5	12	13	12	4	8	9	8	13	14	13
1985	10	9	14	14	10	14	14	5	12	14	11	8	5	6	11	7	4	13	9	13	10	10
1986	5	11	6	7	9	5	8	3	4	7	12	11	6	9	7	13	8	14	10	4	6	6
1987	6	11	8	5	12	6	8	6	7	5	8	4	13	7	10	14	9	12	6	3	7	7
1988	11	9	9	12	9	11	12	11	3	14	12	7	3	8	5	8	14	4	4	12	6	3
1989	5	11	10	8	9	6	4	5	1	9	9	3	14	7	7	13	13	9	3	12	4	7
1990	8	11	11	10	6	9	10	6	9	8	9	6	10	7	7	6	5	14	5	3	11	11
1991	3	11	1	1	14	2	1	4	6	2	2	4	12	4	3	12	9	6	6	6	1	2
1992	12	11	5	9	12	12	7	10	4	9	4	3	11	7	7	13	11	3	1	2	6	11
1993	5	11	9	3	6	4	6	3	1	3	3	3	3	3	13	5	12	6	5	12	6	11
1994	4	7	3	5	14	4	6	10	4	6	5	4	10	4	5	13	5	7	12	7	3	3
1995	9	5	11	11	8	10	12	10	11	10	11	3	6	13	10	11	8	10	4	6	10	10
1996	5	11	2	4	5	5	4	4	6	4	4	12	2	12	4	4	10	11	1	5	4	6
1997	5	11	3	7	9	5	5	4	7	5	7	12	7	13	11	6	10	11	3	4	4	9
1998	1	3	1	2	12	1	2	5	5	6	2	7	5	13	4	9	7	13	5	11	3	2
1999	1	1	1	2	7	1	1	4	8	3	2	8	2</									

YEAR-BY-YEAR PITCHING

YEAR	W-L	ERA	G	REL	CG	SHO	SV	IP	H	R	ER	HR	BB	SO	HB	WP	BK
1972	54-100	3.54	154	324	11	8	34	1374.2	1258	628	540	92	613	868	48	44	4
1973	57-105	4.64	162	298	35	10	27	1430.0	1514	844	737	130	680	831	44	62	3
1974	84-76	3.82	161	224	62	16	12	1433.2	1423	698	609	126	449	871	40	51	4
1975	79-83	3.87	162	224	60	16	17	1465.2	1456	733	630	123	518	792	43	49	7
1976	76-86	3.46	162	196	63	15	15	1472.0	1464	652	566	106	461	773	31	46	9
1977	94-68	3.53	162	200	49	17	31	1472.1	1412	657	578	134	471	864	31	44	2
1978	87-75	3.36	162	170	54	12	25	1456.1	1431	632	544	108	421	776	24	35	3
1979	83-79	3.86	163	256	26	10	42	1437.0	1371	698	617	135	532	773	28	37	2
1980	76-85	4.02	162	217	35	6	25	1451.2	1561	752	649	119	519	890	37	58	5
1981	57-48	3.40	105	142	23	13	18	940.1	851	389	355	67	322	488	17	18	2
1982	64-98	4.28	162	214	32	5	24	1431.0	1554	749	681	128	483	690	41	34	4
1983	77-85	3.31	163	190	43	11	32	1466.2	1392	609	540	97	471	826	38	36	6
1984	69-92	3.91	161	190	38	6	21	1438.2	1443	714	625	148	518	863	34	62	11
1985	62-99	4.56	161	264	18	5	33	1411.2	1479	785	715	173	501	863	36	43	7
1986	87-75	4.11	162	328	15	8	41	1450.1	1366	743	663	145	736	1059	41	94	17
1987	75-87	4.61	162	329	20	3	27	1444.1	1388	849	740	199	760	1103	55	61	26
1988	70-91	4.05	161	251	41	11	31	1438.2	1310	735	648	129	654	112	56	72	57
1989	83-79	3.92	162	321	26	7	44	1434.1	1279	714	624	119	654	1112	48	65	16
1990	83-79	3.83	162	302	25	9	36	1444.2	1343	696	614	113	623	997	44	61	6
1991	85-77	4.43	162	386	9	10	41	1479.0	1486	814	728	151	662	1022	45	77	12
1992	77-85	4.06	162	359	19	3	42	1460.1	1471	753	658	113	598	1034	48	72	6
1993	86-76	4.28	162	314	20	6	45	1438.1	1476	751	684	144	562	957	44	52	14
1994	52-62	5.45	114	301	10	4	26	1023.0	1176	697	620	157	394	683	32	50	5
1995	74-70	4.66	144	360	14	4	34	1285.0	1385	720	665	152	514	838	36	60	6
1996	90-72	4.65	163	347	19	6	43	1449.1	1569	799	749	168	582	976	43	38	9
1997	77-85	4.69	162	382	8	9	33	1429.2	1598	823	745	169	541	925	38	55	6
1998	88-74	4.99	162	402	10	8	46	1431.1	1624	871	794	164	519	994	45	62	2
1999	95-67	5.07	162	439	6	9	47	1436.1	1626	859	809	186	509	979	40	50	2
2000	71-91	5.52	162	415	3	4	39	1429.0	1683	974	876	202	661	918	63	40	6
2001	75-89	5.71	162	411	4	3	37	1438.1	1670	988	913	222	596	951	63	70	9
2002	72-90	5.15	162	487	4	4	33	1433.2	1528	892	824	194	669	1030	76	84	11
2003	71-91	5.67	162	494	4	3	43	1433.1	1625	969	903	208	603	1009	63	51	8
2004	89-73	4.53	162	468	5	9	52	1439.2	1536	794	724	182	547	979	81	34	11
2005	79-83	4.96	162	454	2	6	46	1440.0	1589	858	794	159	522	932	60	44	4
2006	80-82	4.60	162	489	3	8	42	1431.1	1558	784	731	162	496	972	66	34	4
2007	75-87	4.75	162	467	0	0	42	1430.0	1525	844	755	155	668	976	70	66	4
2008	79-83	5.37	162	457	6	8	36	1442.0	1647	967	860	176	625	963	72	62	9
2009	87-75	4.38	162	436	8	11	45	1434.2	1432	740	698	171	531	1016	70	45	8
2010	90-72	3.93	162	481	7	8	46	1455.1	1355	687	636	162	551	1181	63	56	4
2011	96-66	3.79	162	417	10	19	38	1441.1	1327	677	607	170	461	1179	46	43	6
2012	93-69	3.99	162	428	7	10	43	1442.0	1378	707	639	175	446	1286	41	53	8
2013	91-72	3.62	163	475	4	10	46	1463.1	1370	636	589	157	498	1309	48	68	5
2014	67-95	4.49	162	476	6	17	33	1426.1	1510	773	711	160	505	1110	61	61	7
2015	88-74	4.24	162	498	5	9	45	1442.2	1459	733	680	171	508	1095	63	51	5
2016	95-67	4.37	162	479	1	6	56	1443.0	1441	757	700	201	534	1154	53	45	5
2017	79-83	4.66	162	464	2	6	39	1434.1	1443	816	742	184	669	1107	74	63	7
2018	67-95	4.92	162	506	1	5	42	1431.0	1516	848	783	222	491	1124	72	57	8
TOTALS	3682-3796	4.36	7483	16732	873	390	1685	66663.2	68288	35778	32292	7258	25738	45047	2312	2515	378

*-bold face indicates club's high-low in each category, excluding 1972, as well as labor-shortened years of 1981, 1994 and 1995.

YEARLY AMERICAN LEAGUE RANKS

Year	W	L	ERA	G	CG	SHO	SV	IP	H	TBF	R	ER	HR	SH	SF	HB	BB	IBB	SO	WP	BK
1972	12	1	12	81	12	12	4	10	7	12	12	12	5	12	12	12	11	10	5	9	10t
1973	4t	1	12	11	12	9t	9	11	10	11	12	11	12	11	12	12	8t	6	11	6t	
1974	12	9	10	12	3	11	11t	12	6	2	10	8t	8t	1	9t	10	2	3	11	5t	
1975	6t	5t	6	11	4	3	10t	1	8	10	9	7	6t	11	10	11	5t	10t	7	8	11
1976	8t	4t	6	11	2	3t	12	3	11	10	7	7	11	12	3	5t	4	3	4	10	11t
1977	5	10	2	11	4	1	5t	1	4	6	4	3	3	12	3t	8	3	5	3	7	11t
1978	6t	8t	2	3t	5	7t	10	4	8	6	2	5t	8	4	3	2	7	3	3	4	3t
1979	8	7	3	11	13	4t	1	5	3	3	3	3	7	10	5	6t	6	8	5	3	3t
1980	10	5	8	11	7t	13t	12	8	13	11	8	8	3	7	8	12	7	10	1	13t	5t
1981	7	10t	3	11t	7	11	11t	11	3	3	2	2	2t	13t	11	6t	4	11	8	3t	2t
1982	13	2	12	3t	7	13t	13t	13t	7	12	12	5	12t	9t	13	5	14	13	3	3t	
1983	9	6	1	11	2t	5	9t	2	3	5	1	1	9t	4	12	4t	3t	6	4t	6t	
1984	13	2	4	11t	4	12t	14	11t	7	6	8	5	11	8	9	11	8t	9t	11	14	12t
1985	13	2	12	9t	12t	13t	10t	14	10	4	10	12	3	1	6t	11t	5	9	6	5t	8t
1986	4t	10t	9	3t	13t	6t	3t	3	2t	12	9	8	3	1	2	10	14	9t	1	14	12t
1987	11t	3t	11	11	8t	14	11	8	2	13	12	10	9t	6	6	14	14	9	1	11t	14
1988	12	3	8	9t	1	4t	12	8	1	10	9	8	5	6	10	13	14	4	4	14	13
1989	6t	8t	7	11	3	11t	4t	9	1	7	9	7	7	3t	9t	14	14	6	1	13	12
1990	5	10	6	11	1	9t	13	6t	4	8	6	6	4	1	12t	11	13	5t	3t	10	4t
1991	4	11	11	11	12	8t	8t	11	9	14	14	12	11	8	12	12t	14t	6	1	13	13
1992	7	8	10	7t	10	9t	14	12	12	10	13	11	4	13	12	11	11	11	14	5	14
1993	4	11	6	11	5	9t	4t	11t	8t	7	7	6	4t	3t	6t	7	6	6	9	11	5t
1994	11	4t	13	7t	10	6t	6t	6t	13	14	14	13	14	13	13	9t	5	9	7	10	8t
1995	6	9	8	5t	4	9t	9t	7	11	8	8	8	10t	9	2t	5	8t	10	12	8	
1996	3	12	6	11	11	6	4t	7	9	7	5	6	2	3	8t	6	4	9	6	2t	14
1997	10	5	7	11	8t	4	12	11	13	10	9	7	5	1	12	4	5	8	13	7	9t
1998	4t	10t	12	3t	5t	4t	6t	12t	14	11	12	12	2t	6	13	3t	4	10	10t	2t	
1999	3	12	11	11	6t	4t	7	14	7	7	11	6	3t	7	2	3	3	8	3t	2	
2000	12	3	14	11	14	11t	6	13	14	14	13t	10t	10t	13	12	10	10t	13	3	12t	
20																					

YEAR-BY-YEAR BATTING LEADERS

FRONT OFFICE
COACHES
PLAYERS
2018 REVIEW
OPPONENTS
RECORDS
DEVELOPMENT
MEDIA

YEAR	BATTING AVERAGE	ON-BASE PERCENTAGE	SLUGGING PERCENTAGE	OPS				
1972	Billings	.254	Nelson	.324	Ford	.382	Ford	.680
1973	A. Johnson	.287	Burroughs	.355	Burroughs	.487	Burroughs	.842
1974	Randle	.302	Burroughs	.397	Burroughs	.504	Burroughs	.901
1975	Hargrove	.303	Harrah	.403	Harrah	.458	Harrah	.861
1976	Hargrove	.287	Hargrove	.397	Grieve	.418	Hargrove	.781
1977	Hargrove	.305	Hargrove	.420	Harrah	.479	Hargrove	.897
1978	Oliver	.324	Hargrove	.388	Bonds	.497	Bonds	.853
1979	Oliver	.323	Oliver	.367	Oliver	.470	Oliver	.836
1980	Rivers	.333	Bell	.379	Bell	.498	Bell	.877
1981	Oliver	.309	Sundberg	.369	Bell	.428	Bell	.792
1982	Bell	.296	Bell	.376	Bell	.426	Bell	.803
1983	Bell	.277	Bell	.332	Parrish	.474	Parrish	.800
1984	Bell	.315	Bell	.382	Parrish	.465	Bell	.840
1985	Ward	.287	Harrah	.432	O'Brien	.452	Harrah	.820
1986	Fletcher	.300	O'Brien	.385	Parrish	.509	Parrish	.856
1987	Fletcher	.287	Browne	.358	Incaviglia	.497	Incaviglia	.829
1988	Fletcher	.276	Fletcher	.364	Sierra	.424	O'Brien	.760
1989	Franco	.316	Franco	.386	Sierra	*.543	Sierra	.889
1990	Palmeiro	.319	Franco	.383	Palmeiro	.468	Palmeiro	.829
1991	Franco	*.341	Franco	.408	Palmeiro	.532	Palmeiro	.922
1992	Sierra	.278	Palmeiro	.352	Gonzalez	.529	Gonzalez	.833
1993	Gonzalez	.310	Palmeiro	.371	Gonzalez	*.632	Gonzalez	1.000
1994	Clark	.329	Clark	.431	Canseco	.552	Canseco	.939
1995	Rodriguez	.303	Tettleton	.396	Tettleton	.516	Tettleton	.906
1996	Greer	.332	Greer	.387	Gonzalez	.643	Gonzalez	1.011
1997	Greer	.321	Greer	.405	Gonzalez	.589	Greer	.936
1998	Rodriguez	.321	Greer	.386	Gonzalez	.630	Gonzalez	.997
1999	Rodriguez	.332	Palmeiro	.420	Palmeiro	.630	Palmeiro	1.050
2000	Alicea	.294	Palmeiro	.397	Palmeiro	.558	Palmeiro	.954
2001	Catalanotto	.330	A. Rodriguez	.399	A. Rodriguez	.622	A. Rodriguez	1.021
2002	A. Rodriguez	.300	A. Rodriguez	.392	A. Rodriguez	.623	A. Rodriguez	1.015
2003	M. Young	.306	A. Rodriguez	.396	A. Rodriguez	*.600	A. Rodriguez	.995
2004	M. Young	.313	Teixeira	.370	Teixeira	.560	Teixeira	.929
2005	M. Young	*.331	M. Young	.385	Teixeira	.575	Teixeira	.954
2006	M. Young	.314	Teixeira	.371	Teixeira	.514	Teixeira	.886
2007	M. Young	.315	M. Young	.366	Kinsler	.441	Kinsler	.796
2008	Bradley	.321	Bradley	*.436	Bradley	.563	Bradley	*.999
2009	M. Young	.322	M. Young	.374	Cruz	.524	M. Young	.892
2010	Hamilton	*.359	Hamilton	.411	Hamilton	*.633	Hamilton	*1.044
2011	M. Young	.338	M. Young	.380	Beltre	.561	Beltre	.892
2012	Beltre	.321	Murphy	.380	Hamilton	.577	Hamilton	.930
2013	Beltre	.315	Beltre	.371	Beltre	.509	Beltre	.860
2014	Beltre	.324	Fielder	.388	Beltre	.492	Beltre	.879
2015	Fielder	.305	Fielder	.378	Fielder	.482	Fielder	.841
2016	Andrus	.302	Andrus	.362	Beltre	.524	Beltre	.879
2017	Andrus	.297	Choo	.357	Gallo	.537	Gallo	.869
2018	Choo	.264	Choo	.377	Gallo	.498	Choo	.810
YEAR	GAMES	AT-BATS	RUNS	HITS				
1972	Nelson	145	Nelson	499	Nelson	68	Billings	.119
1973	Johnson	158	Johnson	624	Nelson / Burroughs / Harris	71	A. Johnson	.179
1974	Harrah	161	Harrah	573	Burroughs	84	Burroughs	.167
1975	Randle	156	Randle	601	Randle	.85	Randle	.166
1976	Burroughs	158	Burroughs	604	Hargrove	.80	Hargrove	.155
1977	Harrah	159	Campaneris	552	Hargrove	.98	Hargrove	.160
1978	Wills	157	Wills	539	Bonds	.85	Oliver	.170
1979	Bell	*.162	Bell	.670	Wills	.90	Bell	.200
1980	Oliver	*.163	Oliver	.656	Wills	.102	Rivers	.210
1981	Oliver / Sundberg / Wills	102	Oliver	421	Rivers	.62	Oliver	.130
1982	Wright	150	Wright	557	Wright	.69	Bell	.159
1983	Wright	*.162	Wright	634	Sample	.83	Wright	.175
1984	Parrish	156	Parrish	613	Ward	.97	Parrish	.175
1985	O'Brien	159	Ward	593	Ward	.77	Ward	.170
1986	O'Brien	156	McDowell	572	McDowell	.105	O'Brien	.160
1987	O'Brien	159	Sierra	*.634	Sierra	.97	Fletcher / Sierra	.169
1988	Sierra/O'Brien	156	Sierra	615	Sierra	.77	Sierra	.156
1989	Sierra	*.162	Sierra	634	Sierra	.101	Sierra	.194
1990	Sierra	159	Sierra	608	Franco	.96	Palmeiro	.191
1991	Sierra	161	Sierra	681	Palmeiro	.116	Palmeiro / Sierra	.203
1992	Palmeiro	159	Palmeiro	608	Palmeiro	.88	Palmeiro	.163
1993	Palmeiro	160	Palmeiro	597	Palmeiro	*.124	Palmeiro	.176
1994	Canseco	111	Canseco	429	Canseco	.88	Clark	.128
1995	Nixon	139	Nixon	589	Nixon	.87	Nixon	.174
1996	Elster	157	I. Rodriguez	639	I. Rodriguez	.116	Rodriguez	.192
1997	Greer	157	Greer	601	Greer	.112	Greer	.193
1998	Greer	155	Gonzalez	606	Gonzalez	.110	Gonzalez	.193
1999	Palmeiro	158	I. Rodriguez	600	I. Rodriguez	.116	Rodriguez	.199
2000	Palmeiro	158	Palmeiro	565	Palmeiro	.102	Palmeiro	.163
2001	A. Rodriguez	*.162	A. Rodriguez	632	A. Rodriguez	*.133	A. Rodriguez	.201
2002	A. Rodriguez	*.162	A. Rodriguez	624	A. Rodriguez	.125	A. Rodriguez	.187
2003	A. Rodriguez	.161	M. Young	666	A. Rodriguez	*.124	M. Young	.204
2004	M. Young	.160	M. Young	690	M. Young	.114	M. Young	.216
2005	Teixeira	*.162	M. Young	668	M. Young	.114	M. Young	*.221
2006	Teixeira / M. Young	*.162	M. Young	691	Matthews Jr.	.102	M. Young	.217
2007	M. Young	.156	M. Young	639	Kinsler	.96	M. Young	.201
2008	Hamilton	.156	M. Young	645	Kinsler / M. Young	.102	Hamilton	.190
2009	Byrd	146	Kinsler	566	Kinsler	.101	M. Young	.174
2010	M. Young	.157	M. Young	656	M. Young	.2.99	Hamilton / M. Young	.166
2011	M. Young	.159	M. Young	631	M. Young	.121	M. Young	*.213
2012	Cruz	159	Kinsler	655	Kinsler	.105	Beltre	.194
2013	Beltre	.161	Beltre	631	Andrus	.91	Beltre	.199
2014	Andrus	.157	Andrus	619	Beltre	.79	Beltre	.178
2015	Andrus	.160	Fielder	613	Choo	.94	Fielder	.187
2016	Desmond	.156	Desmond	625	Desmond	.107	Desmond	.178
2017	Odor	*.162	Andrus	643	Andrus	.100	Andrus	.191
2018	Gallo	.148	Choo	560	Choo	.83	Choo	.148



YEAR	DOUBLES	TRIPLES	HOME RUNS	RUNS BATTED IN
1972	Ford.....	19 Nelson.....	3 Ford.....	14 Billings.....
1973	A. Johnson.....	26 Harris.....	7 Burroughs.....	30 Burroughs.....
1974	Burroughs.....	33 Hargrove / Tovar.....	6 Burroughs.....	25 Burroughs.....
1975	Harrah / Randle.....	24 Randle.....	7 Burroughs.....	29 Burroughs.....
1976	Hargrove.....	30 Randle.....	6 Grieve.....	20 Burroughs.....
1977	Washington.....	31 Campaneris.....	7 Harrah.....	27 Harrah.....
1978	Oliver.....	35 Sundberg.....	6 Bonds.....	27 Oliver.....
1979	Bell.....	42 Oliver / Sundberg.....	4 Bell / Fulnam / Zisk.....	18 Bell.....
1980	Oliver.....	43 Rivers.....	6 Oliver / Zisk.....	19 Oliver.....
1981	Oliver.....	29 Five with.....	2 Bell.....	10 Bell.....
1982	Bell.....	27 Sundberg / Wright.....	5 Hostetler.....	22 Bell/Hostetler.....
1983	Bell.....	35 Wright.....	6 Parrish.....	26 Parrish.....
1984	Parrish.....	42 Ward.....	7 Parrish.....	22 Parrish.....
1985	O'Brien.....	34 Ward.....	7 O'Brien.....	22 O'Brien.....
1986	Fletcher.....	34 Sierra.....	10 Incaviglia.....	30 Parrish.....
1987	Sierra.....	35 Browne.....	6 Parrish.....	32 Sierra.....
1988	Sierra.....	32 Espy.....	6 Sierra.....	23 Sierra.....
1989	Sierra.....	35 Sierra.....	*14 Sierra.....	29 Sierra.....
1990	Sierra.....	37 Pettis.....	8 Incaviglia.....	24 Sierra.....
1991	Palmeiro.....	*49 Pettis / Sierra.....	5 Gonzalez.....	27 Sierra.....
1992	Reimer.....	32 Sierra.....	6 Gonzalez.....	*43 Gonzalez.....
1993	Palmeiro.....	40 Hulse.....	10 Gonzalez.....	*46 Gonzalez.....
1994	Clark.....	24 Gonzalez / Hulse.....	4 Canseco.....	31 Canseco.....
1995	Rodriguez.....	32 McLemore.....	5 Tettleton.....	32 Clark.....
1996	Rodriguez.....	47 Greer.....	6 Gonzalez.....	47 Gonzalez.....
1997	Greer.....	42 Cedeno.....	6 Gonzalez.....	42 Gonzalez.....
1998	Gonzalez.....	*50 Greer.....	5 Gonzalez.....	49 Gonzalez.....
1999	Greer / Zeile.....	41 McLemore.....	7 Palmeiro.....	47 Palmeiro.....
2000	Greer.....	34 Alicea.....	8 Palmeiro.....	39 Palmeiro.....
2001	A. Rodriguez.....	34 Catalanotto.....	5 A. Rodriguez.....	*52 A. Rodriguez.....
2002	Palmeiro.....	34 M. Young.....	8 A. Rodriguez.....	*57 A. Rodriguez.....
2003	Blalock / M. Young.....	33 M. Young.....	9 A. Rodriguez.....	*47 A. Rodriguez.....
2004	Blalock.....	38 M. Young.....	9 Teixeira.....	38 Teixeira.....
2005	Soriano.....	43 M. Young / Dellucci / Matthews Jr.....	5 Teixeira.....	43 Teixeira.....
2006	M. Young.....	52 Matthews Jr.....	6 Teixeira.....	33 Teixeira.....
2007	M. Young.....	37 Byrd.....	8 Sosa.....	21 M. Young.....
2008	Kinsler.....	41 Hamilton.....	5 Hamilton.....	32 Hamilton.....
2009	Byrd.....	43 Andrus.....	8 Cruz.....	33 Byrd.....
2010	Hamilton.....	40 Borbon.....	4 Hamilton.....	32 Guerrero.....
2011	M. Young.....	41 M. Young.....	6 Beltre/Kinsler.....	32 M. Young.....
2012	Cruz.....	45 Andrus.....	9 Hamilton.....	43 Hamilton.....
2013	Beltre.....	32 Martin.....	6 Beltre.....	30 Beltre.....
2014	Andrus.....	35 Rios.....	8 Beltre.....	19 Beltre.....
2015	Andrus.....	34 DeShields.....	10 Fielder / Moreland.....	23 Fielder.....
2016	Odor.....	33 Andrus.....	7 Odor.....	33 Beltre.....
2017	Andrus.....	44 Andrus.....	4 Gallo.....	41 Mazara.....
2018	Profar.....	35 Profar.....	6 Gallo.....	40 Gallo.....

YEAR	WALKS	STRIKEOUTS	TOTAL BASES	SOLENO BASES
1972	Nelson.....	67 Nelson.....	81 Ford.....	164 Nelson.....
1973	Burroughs.....	67 Burroughs.....	88 Burroughs.....	256 Nelson.....
1974	Burroughs.....	91 Burroughs.....	104 Burroughs.....	279 Randle.....
1975	Harrah.....	98 Burroughs.....	*155 Burroughs/Harrah.....	239 Harrah.....
1976	Hargrove.....	*97 Grieve.....	119 Grieve.....	228 Randle.....
1977	Harrah.....	*109 Horton.....	117 Harrah.....	258 Wills.....
1978	Hargrove.....	*107 Bonds.....	120 Wills.....	257 Wills.....
1979	Zisk.....	57 Zisk.....	75 Bell.....	302 Wills.....
1980	Sundberg.....	64 Zisk.....	72 Oliver.....	315 Wills.....
1981	Sundberg.....	50 Wills.....	49 Oliver.....	173 Wills.....
1982	Bell.....	70 Hostetler.....	113 Bell.....	229 Mazzilli.....
1983	O'Brien.....	58 Hostetler.....	103 Wright.....	269 Sample.....
1984	Bell.....	63 Parrish.....	116 Parrish.....	285 Tolleson.....
1985	Harrah.....	113 Ward.....	97 O'Brien.....	259 Ward.....
1986	O'Brien.....	87 Incaviglia.....	*185 O'Brien.....	258 McDowell.....
1987	Browne/Fletcher.....	61 Incaviglia.....	168 Sierra.....	302 Browne.....
1988	O'Brien.....	72 Incaviglia.....	*153 Sierra.....	261 Espy / McDowell.....
1989	Franco.....	66 Incaviglia.....	136 Sierra.....	*344 Espy.....
1990	Franco.....	82 Incaviglia.....	146 Palmeiro.....	280 Pettis.....
1991	Palmeiro.....	68 Gonzalez.....	118 Palmeiro.....	336 Franco.....
1992	Palmeiro.....	72 Palmer.....	*154 Gonzalez.....	309 Franco.....
1993	Palmeiro.....	73 Palmer.....	154 Gonzalez.....	339 Hulse.....
1994	Clark.....	71 Canseco.....	114 Canseco.....	237 Hulse.....
1995	Tettleton.....	107 Gil.....	147 I. Rodriguez.....	221 Nixon.....
1996	Tettleton.....	95 Palmer.....	145 Gonzalez.....	348 McLemore.....
1997	Greer.....	83 Gonzalez.....	107 Greer.....	319 Buford.....
1998	McLemore.....	89 Bonds.....	126 Gonzalez.....	387 Goodwin.....
1999	Palmeiro.....	97 Stevens.....	132 Palmeiro.....	356 Goodwin.....
2000	Palmeiro.....	103 Clayton.....	92 Palmeiro.....	315 Clayton.....
2001	Palmeiro.....	101 A. Rodriguez.....	131 A. Rodriguez.....	*393 Kapler.....
2002	Palmeiro.....	104 A. Rodriguez.....	122 A. Rodriguez.....	*389 Catalanotto / A. Rodriguez.....
2003	A. Rodriguez.....	87 A. Rodriguez.....	126 A. Rodriguez.....	364 A. Rodriguez.....
2004	Blalock.....	75 Blalock.....	149 M. Young.....	333 Soriano.....
2005	Dellucci.....	76 Blalock.....	132 Teixeira.....	*370 Soriano.....
2006	Teixeira.....	89 Teixeira.....	128 Teixeira.....	323 Kinsler.....
2007	Kinsler.....	62 Sosa.....	112 M. Young.....	267 Kinsler.....
2008	Bradley.....	80 Hamilton.....	126 Hamilton.....	*331 Kinsler.....
2009	Kinsler.....	59 Davis.....	150 M. Young.....	280 Andrus.....
2010	Andrus.....	64 M. Young.....	115 Hamilton.....	328 Andrus.....
2011	Kinsler.....	89 Cruz.....	116 M. Young.....	299 Andrus.....
2012	Hamilton / Kinsler.....	60 Hamilton.....	162 Beltre.....	339 Andrus / Kinsler.....
2013	Andrus.....	52 Moreland.....	117 Beltre.....	321 Andrus.....
2014	Choo.....	58 Choo.....	131 Beltre.....	270 Martin.....
2015	Choo.....	76 Choo.....	147 Fielder.....	284 Andrus / DeShields.....
2016	Beltre.....	48 Desmond.....	160 Beltre / Odor.....	304 Andrus.....
2017	Choo.....	77 Gallo.....	196 Andrus.....	303 DeShields.....
2018	Choo.....	92 Gallo.....	207 Gallo.....	249 DeShields.....

***LED LEAGUE **TIED FOR LEAGUE LEAD**

FRONT OFFICE
COACHES
PLAYERS
2018 REVIEW
OPPONENTS
RECORDS
DEVELOPMENT
MEDIA

YEAR-BY-YEAR PITCHING LEADERS

FRONT OFFICE
COACHES
PLAYERS
2018 REVIEW
OPONENTS
RECORDS
DEVELOPMENT
MEDIA

YEAR	WINS	LOSSES	EARNED RUN AVERAGE	GAMES
1972	Hand.....10	Hand.....14	Paul.....2.17	Lindblad.....66
1973	Bibby.....9	Merritt.....13	Bibby.....3.24	Gogolewski.....49
1974	Jenkins.....**25	Bibby.....19	Jenkins.....2.82	Foucault.....69
1975	Jenkins.....17	Jenkins.....18	Perry.....3.03	Foucault.....59
1976	Perry.....15	Perry.....14	Blyleven.....2.76	Foucault.....46
1977	Alexander.....17	Blyleven / Perry.....12	Blyleven.....2.72	Devine.....56
1978	Jenkins.....18	Matlack.....13	Matlack.....2.27	Cleveland.....53
1979	Comer.....17	Jenkins.....14	Comer.....3.68	Kern.....71
1980	Medich.....14	Jenkins.....12	Matlack.....3.68	Darwin.....53
1981	Honeycutt.....11	Darwin.....9	Medich.....3.08	Comer.....36
1982	Hough.....16	Tanana.....**18	Hough.....3.95	Darwin.....56
1983	Hough.....15	Smithson.....14	Honeycutt.....*2.42	O. Jones.....42
1984	Hough.....16	Tanana.....15	Tanana.....3.25	Schmidt.....43
1985	Hough.....14	Hough.....16	Hough.....3.31	Harris.....58
1986	Hough.....17	Guzman.....15	Hough.....3.79	Williams.....*60
1987	Hough.....18	Guzman.....16	Hough.....3.79	Williams.....85
1988	Hough.....15	Hough.....14	Hough.....3.32	Williams.....67
1989	Ryan.....16	Hough / Witt.....13	Ryan.....3.26	Rogers.....73
1990	Witt.....17	Hough.....12	Witt.....3.36	Rogers.....89
1991	Guzman.....13	Brown.....12	Ryan.....2.91	Jeffcoat.....70
1992	Brown.....*21	Witt.....13	Brown.....3.32	Rogers.....*81
1993	Rogers.....16	Brown.....12	Pavlik.....3.41	Henke.....66
1994	Rogers.....11	Brown.....9	Rogers.....4.46	Carpenter / Whiteside.....47
1995	Rogers.....17	Gross.....**15	Rogers.....3.38	McDowell.....64
1996	Hill/Witt.....16	Witt.....12	Hill.....3.63	Cook.....60
1997	Oliver.....13	Burkett / Witt / Oliver.....12	Oliver.....4.20	Wetteland.....61
1998	Helling.....**20	Burkett.....13	Sele.....4.23	Gunderson.....68
1999	Sele.....18	Helling.....11	Sele.....4.79	Crabtree.....68
2000	Helling.....16	Helling / Rogers.....13	Helling.....4.48	Venafro.....77
2001	Helling.....12	Helling / Oliver.....11	Davis.....4.45	Venafro.....70
2002	Rogers.....13	Valdes.....9	Rogers.....3.84	Alvarez.....52
2003	Thomson.....13	Thomson.....14	Thomson.....4.85	Cordero.....73
2004	Rogers.....18	Drese.....10	Drese.....4.20	Cordero / Almanzar.....67
2005	Rogers.....12	Rogers / Astacio.....8	Rogers.....3.46	Cordero.....69
2006	Millwood.....16	Millwood.....12	Padilla.....4.50	Otsuka.....63
2007	Millwood.....10	Millwood.....14	Millwood.....5.16	Benoit.....70
2008	Padilla.....14	Millwood.....10	Padilla.....4.74	Wright.....75
2009	Feldman.....17	Holland.....13	Millwood.....3.65	Wilson.....74
2010	Wilson.....15	Lewis.....13	Wilson.....3.65	O'Day.....72
2011	Holland / Wilson.....16	Lewis.....10	Wilson.....2.94	Feliz.....64
2012	Harrison.....18	Feldman / Harrison.....11	Harrison.....3.29	Nathan.....66
2013	Darvish.....13	Darvish / Holland.....9	Darvish.....2.83	Scheppers.....76
2014	Darvish / Lewis.....10	Lewis.....*14	Lewis.....5.18	Cotts.....73
2015	Lewis.....17	Gallardo.....11	Gallardo.....3.42	Tollerson.....73
2016	Hamels.....15	Perez.....11	Hamels.....3.32	Dyson.....73
2017	Perez.....13	Perez.....12	Cashner.....3.40	Claudio.....70
2018	Minor.....12	Colon.....12	None.....1	Claudio.....66
YEAR	GAMES STARTED	COMPLETE GAMES	SHUTOUTS	INNINGS PITCHED
1972	Bosman.....29	Broberg.....3	Broberg.....2	Broberg.....176.1
1973	Bibby.....23	Bibby.....11	Bibby.....2	Bibby.....180.1
1974	Bibby / Jenkins.....41	Jenkins.....*29	Jenkins.....6	Jenkins.....328.1
1975	Jenkins.....37	Jenkins.....22	Perry / Jenkins.....4	Jenkins.....270.0
1976	Perry.....32	Perry.....21	Blyleven.....6	Perry.....250.1
1977	Perry / Alexander.....34	Blyleven.....15	Blyleven.....5	Perry.....238.0
1978	Matlack.....33	Matlack.....18	Jenkins.....4	Matlack.....270.0
1979	Jenkins.....37	Jenkins.....10	Jenkins.....3	Jenkins.....259.0
1980	Matlack.....34	Jenkins.....12	Perry.....2	Matlack.....234.2
1981	Darwin.....22	Honeycutt.....8	Medich.....**4	Darwin.....146.0
1982	Hough.....34	Hough.....12	Hough.....2	Hough.....228.0
1983	Hough.....33	Hough.....11	Hough.....3	Hough.....252.0
1984	Hough.....*36	Hough.....*17	Hough / Tanana / Darwin.....1	Hough.....266.0
1985	Hough.....34	Hough.....14	Hough / Schmidt / Mason.....1	Hough.....250.1
1986	Hough.....33	Hough.....7	Hough / Correa.....2	Hough.....230.1
1987	Hough.....*40	Hough.....13	None.....0	Hough.....*285.1
1988	Hough.....34	Witt.....13	Kilgus.....3	Hough.....252.0
1989	Ryan.....32	Brown.....7	Ryan / Jeffcoat.....2	Ryan.....239.1
1990	Hough / Witt.....32	Witt.....7	Ryan / Brown.....2	Witt.....222.0
1991	Brown.....33	Guzman.....5	Ryan.....2	Brown.....210.2
1992	Brown.....35	Brown.....11	Brown.....1	Brown.....*265.2
1993	Brown.....34	Brown.....12	Brown.....3	Brown.....233.0
1994	Brown.....**25	Rogers.....6	Rogers / Pavlik / Tewksbury.....2	Brown.....170.0
1995	Rogers / Pavlik.....31	Gross / Tewksbury.....4	Rogers / Pavlik / Tewksbury.....1	Rogers.....208.0
1996	Hill.....35	Hill / Pavlik.....7	Hill.....**3	Hill.....250.2
1997	Oliver / Witt.....32	Oliver / Witt.....3	Oliver.....1	Witt.....209.0
1998	Sele / Helling.....33	Helling.....3	Sele / Helling.....2	Helling.....216.1
1999	Helling.....*35	Helling.....3	Sele.....2	Helling.....219.1
2000	Helling.....**35	Rogers.....2	None.....0	Rogers.....227.1
2001	Helling.....34	Helling.....2	Helling.....1	Helling.....215.2
2002	Rogers.....33	Rogers.....2	Rogers / Davis.....1	Rogers.....210.2
2003	Thomson.....35	Thomson.....3	Thomson / Dickey.....1	Thomson.....217.0
2004	Rogers.....*35	Rogers / Drese.....2	Rogers / Rodriguez.....1	Rogers.....211.2
2005	Young.....31	Rogers / Drese.....1	Rogers.....1	Rogers.....195.1
2006	Millwood.....*34	Millwood.....2	Loe.....1	Millwood.....215.0
2007	Millwood.....31	None.....0	None.....0	Millwood.....172.2
2008	Millwood / Padilla.....29	Millwood.....3	Padilla / Harrison.....1	Padilla.....174.0
2009	Millwood / Feldman.....31	Millwood.....3	Harrison / Holland / McCarthy.....1	Millwood.....198.2
2010	Wilson.....33	Wilson.....3	None.....0	Wilson.....204.0
2011	Wilson.....**34	Holland.....4	Holland.....**4	Wilson.....223.1
2012	Harrison.....32	Harrison.....4	Harrison.....2	Harrison.....213.1
2013	Holland.....33	Holland.....2	Holland.....2	Holland.....213.0
2014	Lewis.....29	Darvish / Lewis / Perez.....2	Perez.....2	Lewis.....170.1
2015	Gallardo / Lewis.....33	Lewis.....2	Gonzalez / Holland / Lewis.....1	Lewis.....204.2
2016	Perez.....33	Lewis.....1	None.....0	Hamels.....200.2
2017	Perez.....32	Griffin / Hamels.....1	Griffin.....1	Perez.....185.0
2018	Minor.....28	Colon.....1	None.....0	Minor.....157.0



YEAR	SAVES	WALKS	STRIKEOUTS	HOME RUNS ALLOWED
1972	Pina.....15	Hand.....103	Broberg.....133	Broberg.....14
1973	Foucault.....8	Bibby.....106	Bibby.....155	Merritt.....18
1974	Foucault.....12	Bibby.....113	Jenkins.....225	Jenkins.....27
1975	Foucault.....10	Hargan.....62	Jenkins.....157	Jenkins.....*37
1976	Hoerner.....8	Umbarger.....54	Blyleven.....144	Briles.....17
1977	Devine.....15	Alexander.....82	Blyleven.....182	Alexander.....24
1978	Cleveland.....12	Alexander.....71	Jenkins / Matlack.....157	Jenkins.....21
1979	Kern.....29	Cornel.....54	Jenkins.....164	Jenkins.....*40
1980	Lyle / Darwin.....8	Medich.....86	Matlack.....142	Jenkins.....22
1981	Cornel / Kern.....6	Darwin.....57	Darwin.....98	Jenkins.....14
1982	Darwin.....7	Hough.....72	Hough.....128	Hough.....21
1983	Jones.....10	Hough.....95	Hough.....152	Hough.....22
1984	Schmidt.....12	Hough.....94	Hough.....164	Tanana.....30
1985	Harris.....11	Hough.....83	Hough.....141	Hough.....23
1986	Harris.....20	Witt.....*143	Correa.....189	Hough.....32
1987	Mohorcic.....16	Witt.....*140	Hough.....223	Hough.....36
1988	Williams.....18	Hough.....*126	Hough.....174	Hough / Guzman.....20
1989	Russell.....*38	Witt.....*114	Ryan.....*301	Hough.....**28
1990	Rogers.....15	Hough.....119	Ryan.....*232	Hough.....24
1991	Russell.....30	Brown.....30	Ryan.....203	Brown.....17
1992	Russell.....28	Witt.....95	Guzman.....179	Guzman.....17
1993	Henke.....40	Pavlik.....80	Brown.....142	Pavlik / Rogers.....18
1994	Henke.....15	Rogers.....52	Brown.....123	Rogers.....24
1995	Russell.....20	Pavlik.....90	Pavlik.....90	Rogers.....27
1996	Henneman.....31	Witt.....96	Hill.....170	Pavlik / Witt.....28
1997	Wetteland.....31	Oliver.....82	Burkett.....139	Witt.....23
1998	Wetteland.....42	Sale.....64	Sale.....167	Sale.....33
1999	Wetteland.....43	Helling.....85	Sale.....186	Helling.....*41
2000	Wetteland.....34	Helling.....99	Helling.....146	Helling.....29
2001	Zimmerman.....28	Davis.....69	Helling.....154	Helling.....*38
2002	Irabu.....16	Park.....78	Park.....121	Rogers.....21
2003	Urbina.....26	Lewis.....70	Thomson.....136	Thomson.....27
2004	Cordero.....49	Rogers.....66	Rogers.....126	Rogers.....24
2005	Cordero.....37	Park.....54	C. Young.....137	C. Young.....19
2006	Otsuka.....32	Padilla.....70	Millwood.....157	Millwood.....23
2007	Gagne.....12	Millwood.....67	Millwood.....123	Millwood.....19
2008	Wilson.....24	Padilla.....65	Padilla.....127	Padilla.....26
2009	Francisco.....25	Millwood.....71	Millwood.....123	Millwood / Holland.....26
2010	Feliz.....40	Wilson.....*93	Lewis.....196	Hunter / Lewis.....21
2011	Feliz.....32	Wilson.....74	Wilson.....206	Lewis.....*35
2012	Nathan.....37	Darvish.....89	Darvish.....221	Holland.....32
2013	Nathan.....43	Darvish.....80	Darvish.....*277	Darvish.....26
2014	Soria.....17	Martinez.....55	Darvish.....182	Lewis.....25
2015	Tolleson.....35	Gallardo.....68	Lewis.....142	Lewis.....26
2016	Dyson.....38	Hamels.....77	Hamels.....200	Griffin.....28
2017	Claudio.....11	Cashner.....64	Darvish.....148	Martinez.....26
2018	Kela.....24	Gallardo.....43	Minor.....132	Colon.....32

YEAR	HOLDS	GAMES FINISHED	WHIP	STRIKEOUT TO WALK RATIO
1972	Paul / Lindblad / Pina.....4	Pina.....40	Paul.....1.24	Bosman.....2.19
1973	Gogolewski.....4	Foucault.....23	Bibby.....1.26	Bibby.....1.46
1974	Merritt.....3	Foucault.....53	Jenkins.....1.01	Jenkins.....*5.00
1975	Umbarger.....5	Foucault.....40	Perry.....1.05	Perry.....4.11
1976	Foucault / Hoerner.....4	Foucault.....31	Blyleven.....1.13	Blyleven.....3.13
1977	Knowles.....5	Devine.....33	Blyleven.....*1.07	Perry.....3.16
1978	Barker / Umbarger.....1	Cleveland.....41	Jenkins.....1.08	Jenkins.....*3.83
1979	Kern.....3	Kern.....57	Jenkins.....1.29	Jenkins.....2.02
1980	Johnson.....4	Darwin.....35	Jenkins.....1.22	Matlack.....2.96
1981	Johnson.....4	Cornel.....22	Honeycutt.....1.07	Honeycutt.....2.35
1982	Darwin.....2	Darwin.....41	Hough.....1.27	Hough.....1.78
1983	Matlack.....2	Jones.....37	Honeycutt.....1.17	Smithson.....1.78
1984	Noles.....4	Schmidt.....33	Mason.....1.14	Mason.....2.28
1985	Harris / Hooten.....1	Schmidt / Harris.....35	Hough.....1.12	Hough.....1.70
1986	Williams.....7	Harris.....63	Hough.....1.20	Hough.....1.64
1987	Williams.....5	Mohorcic.....54	Hough.....1.27	Hough.....1.80
1988	Mohorcic.....4	Williams.....51	Guzman.....1.27	Guzman.....1.91
1989	Rogers.....15	Russell.....*66	Ryan.....1.09	Ryan.....3.07
1990	Arnsberg.....11	Rogers.....46	Ryan.....*1.03	Ryan.....3.14
1991	Rogers.....11	Russell.....56	Ryan.....*1.01	Ryan.....2.82
1992	Rogers.....16	Russell.....42	Brown.....1.27	Guzman.....2.45
1993	Whiteside.....14	Henke.....60	Brown.....1.30	Rogers.....1.97
1994	Honeycutt.....11	Henke.....31	Rogers.....1.32	Brown.....2.46
1995	McDowell.....9	Russell.....32	Rogers.....1.29	Rogers.....1.84
1996	Russell.....20	Henneman.....45	Hill.....1.38	Hill.....1.79
1997	Hernandez.....13	Wetteland.....58	Burkett.....1.43	Burkett.....*4.63
1998	Patterson.....19	Wetteland.....59	Helling.....1.33	Burkett.....2.85
1999	Zimmerman.....24	Wetteland.....59	Helling.....1.43	Sele.....2.66
2000	Zimmerman.....21	Wetteland.....57	Helling.....1.43	Rogers.....1.63
2001	Venafro.....21	Zimmerman.....53	Helling.....1.48	Helling.....2.44
2002	Powell.....12	Irabu.....26	Rogers.....1.34	Rogers.....1.53
2003	Fultz.....19	Urbina.....37	Thomson.....1.30	Thomson.....2.78
2004	Almaraz.....20	Cordero.....63	Rose.....1.40	Rose.....1.91
2005	Shouse.....11	Cordero.....60	Young.....1.26	Young.....3.04
2006	Cordero.....15	Otsuka.....48	Millwood.....1.31	Millwood.....2.96
2007	Francisco.....21	Gagne.....30	Millwood.....1.62	Millwood.....1.84
2008	Guardado.....23	Wilson.....41	Padilla.....1.46	Millwood.....2.55
2009	O'Day.....20	Francisco.....42	Feldman.....1.28	Feldman.....1.74
2010	O'Day.....22	Feliz.....*59	Lewis.....1.19	Lewis.....3.02
2011	Oliver.....16	Feliz.....56	Ogando.....1.14	Lewis.....3.02
2012	Adams.....27	Nathan.....62	Holland.....1.22	Holland.....2.79
2013	Scheppers.....27	Nathan.....61	Darvish.....1.07	Darvish.....3.46
2014	Cotts.....19	Soria.....32	Lewis.....1.52	Lewis.....2.77
2015	Kela.....22	Tolleson.....53	Lewis.....1.24	Lewis.....3.38
2016	Diekman.....26	Dyson.....53	Hamels.....1.31	Hamels.....2.60
2017	Kela.....11	Claudio.....38	Cashner.....1.32	Perez.....1.83
2018	Leclerc.....15	Kela.....31	None.....	None.....

*LED LEAGUE **TIED FOR LEAGUE LEAD



FIELDING STATISTICS

TEAM FIELDING

YEAR	PCT	G	PO	A	E	TC	DP	TP	PB
1972	.972	154	4116	1618	166	5900	147	0	14
1973	.974	162	4290	1705	161	6156	164	0	8
1974	.974	161	4301	1753	163	6217	163	0	8
1975	.971	162	4397	1980	191	6568	176	0	11
1976	.976	162	4416	1807	156	6379	143	0	11
1977	.982	162	4417	1870	117	6404	156	1	5
1978	.976	162	4369	1972	153	6494	141	0	12
1979	.979	162	4311	1862	130	6303	151	0	8
1980	.977	163	4357	1818	147	6322	169	0	21
1981	.984	105	2821	1340	69	4230	103	0	10
1982	.981	162	4293	1916	121	6330	167	0	19
1983	.982	163	4400	1899	113	6412	151	0	14
1984	.977	161	4316	1671	138	6125	139	0	33
1985	.980	161	4235	1703	120	6058	145	0	23
1986	.980	162	4351	1655	122	6128	158	0	25
1987	.976	162	4333	1685	151	6169	142	0	73
1988	.979	161	4316	1756	131	6203	145	0	36
1989	.978	162	4303	1651	136	6090	137	0	42
1990	.979	162	4334	1721	133	6188	159	0	35
1991	.979	162	4437	1712	134	6283	137	0	15
1992	.975	162	4381	1692	154	6227	153	0	19
1993	.979	162	4315	1780	132	6227	145	0	18
1994	.976	114	3069	1262	106	4437	106	0	9
1995	.982	144	3855	1589	98	5542	156	0	10
1996	.986	163	4348	1647	87	6082	148	0	10
1997	.980	162	4289	1666	121	6076	156	0	6
1998	.980	162	4294	1580	121	5995	139	0	10
1999	.981	162	4309	1730	119	6158	169	1	2
2000	.978	162	4287	1594	135	6016	162	0	8
2001	.981	162	4315	1639	114	6068	167	1	2
2002	.984	162	4319	1683	99	6101	152	1	11
2003	.985	162	4300	1703	94	6097	168	0	11
2004	.981	162	4319	1606	117	6042	152	0	16
2005	.982	162	4320	1679	108	6107	149	0	11
2006	.984	162	4294	1748	98	6140	174	0	11
2007	.980	162	4290	1744	124	6158	179	0	14
2008	.978	162	4326	1676	132	6134	191	0	13
2009	.982	162	4304	1603	106	6013	168	1	9
2010	.982	162	4366	1499	105	5970	133	0	8
2011	.981	162	4324	1552	114	5990	164	0	9
2012	.986	162	4326	1496	85	5907	136	0	13
2013	.986	163	4390	1549	86	6025	146	0	7
2014	.982	162	4279	1413	106	5798	155	0	9
2015	.981	162	4328	1695	119	6142	169	0	11
2016	.984	162	4329	1655	97	6081	190	0	11
2017	.982	162	4303	1616	108	6027	173	0	8
2018	.980	162	4293	1558	120	5971	168	1	13
TOTALS	.980	7483	199985	78748	5757	284490	7261	6	702

*bold face indicates club's high-low in each category, excluding 1972, as well as labor-shortened years of 1981, 1994 and 1995.

ERRORLESS GAMES STREAKS - BY POSITION

POSITION	PLAYER	STREAK	DATES OF STREAK
Pitchers	Alex Claudio	208 Games	Aug. 13, 2014-Sept. 29, 2018
	Tim Crabtree	194 Games	June 15, 1998-June 25, 2001
C	A.J. Pierzynski	102 Games	March 31-Sept. 6, 2013
	Bobby Johnson	65 Games	April 27-Oct. 1, 1983
	Ivan Rodriguez	64 Games	June 20-Aug. 30, 1995
1B	Mitch Moreland	90 Games	May 26-Sept. 25, 2015
	Mark Teixeira	88 Games	June 26-Oct. 2, 2005
	Mark Teixeira	87 Games	Sept. 8, 2004-June 15, 2005
2B	Steve Buechele	77 Games	July 6, 1986-Aug. 19, 1991
	Jeff Huson	66 Games	May 9, 1990-Sept. 28, 1993
	Adrian Beltre	62 Games	Aug. 29, 2016-July 28, 2017
3B	Buddy Bell	53 Games	June 13-Aug. 19, 1979
	Hank Blalock	53 Games	Sept. 25, 2004-May 25, 2005
	Wayne Tolleson	60 Games	April 15, 1983-June 29, 1985
SS	Elvis Andrus	54 Games	Aug. 21, 2011-April 30, 2012
	Alex Rodriguez	52 Games	June 28-Aug. 27, 2002
	Craig Gentry	192 Games	April 6, 2012-Aug. 24, 2013
OF	Tom Grieve	183 Games	April 25, 1972-June 24, 1975
	Billy Sample	182 Games	Sept. 6, 1978-Sept. 24, 1980

FRONT OFFICE
 COACHES
 PLAYERS
 2018 REVIEW
 OPONENTS
 RECORDS
 DEVELOPMENT
 MEDIA

FIELDING RECORDS

SEASON - TEAM

Fielding Percentage.....	.986	2013	Lowest Fielding Percentage.....	.971	1975
Putouts.....	4437	1991	Fewest Putouts.....	4116	1972
Assists.....	1980	1975	Fewest Assists.....	1413	2014
Errors.....	191	1975	Fewest Errors.....	85	2012
Total Chances.....	6568	1975	Fewest Total Chances.....	5798	2014
Double Plays.....	191	2008	Fewest Double Plays.....	133	2010
Triple Plays.....	1	1977, '99; '01; '02; '09; '18	Fewest Passed Balls.....	2	1999, 2001
Passed Balls.....	+73	1987			
Errorless Games.....	102	2013			
Consec. Errorless Games.....	15	August 4-19, 1996 (141.1 IP)			

GAME

Errors, Game.....	7	May 24, 1976 vs. KC
Errors, Game, by Opponent.....	6	May 13, 1982 vs. TOR
Double Plays, Game.....	6	Twice: Aug. 2, 2006 at MIN; April 15, 2011 at NYY
Passed Balls, Game.....	+*+6	Aug. 30, 1987 at DET
Passed Balls, Inning.....	+*+4	Aug. 22, 1987 vs. CHI
Catchers Used, Nine-Inning Game.....	+*+4	Aug. 28, 1987 at DET
Errors, Team, One Inning.....	4	Sept. 26, 2013 vs. LAA (Ian Kinsler, 2B - 2; Mitch Moreland, 1B, Adrian Beltre, 3B)
Errors By Opponent, One Inning.....	4	3x, last Aug. 30, 2007 vs. CWS (Andy Gonzalez, 3B 3; John Danks, P)
Errors, Individual, One Inning.....	2	Accomplished 70 times, last Rouned Odor (2B) July 10, 2016 vs. MIN (8th inning)

+ Major League Record +* Ties Major League Record *American League Record

SEASON - INDIVIDUAL (100 games minimum)

CATEGORY	RECORD	PLAYER	YEAR	CATEGORY	RECORD	PLAYER	YEAR
1B Games	160	Rafael Palmeiro	1993	C Games	155	Jim Sundberg	1975
Putouts	1480	Mark Teixeira	2006	Putouts	892	A.J. Pierzynski	2013
Assists	146	Pete O'Brien	1987	Assists	103	Jim Sundberg	1977
		Rafael Palmeiro	1993	Errors	17	Jim Sundberg	1975
Errors	21	Mike Hargrove	1978	Fewest Errors	2	A.J. Pierzynski	2013
Fewest Errors	2	Mitch Moreland	2016	Passed Balls	+35	Geno Petralli	1987
Total Chances	1572	Mark Teixeira	2006	Fewest Passed Balls	1	Ivan Rodriguez	1999
Double Plays	158	Mark Teixeira	2006	Total Chances	959	A.J. Pierzynski	2013
2B Games	159	Michael Young	2003	Double Plays	15	Jim Sundberg	1974
Putouts	350	Bump Willis	1978				
Assists	526	Bump Willis	1978	OF Games	162	Ruben Sierra	1989
Errors	22	Rouned Odor	2016	Putouts	415	Leony Martin	2014
Fewest Errors	6	Toby Harrah	1985	Assists	19	Mickey Rivers	1980
Total Chances	893	Bump Willis	1978	Errors	14	Pete Incaviglia	1986
Double Plays	129	Rouned Odor	2016	Fewest Errors	+40	Darryl Hamilton	1996 (389 tc)
		Rouned Odor	2017	Total Chances	434	Juan Beniquez	1976
3B Games	159	Toby Harrah	1977				
Putouts	144	Adrian Beltre	2014	Double Plays	6	Richie Zisk	1979
Assists	396	Buddy Bell	1982				
Errors	33	Mike Lamb	2000	P Games	85	Mitch Williams	1987
Fewest Errors	3	Steve Buechele	1991	Putouts	37	Kevin Brown	1992
Total Chances	540	Buddy Bell	1982	Assists	51	Charlie Hough	1984
Double Plays	43	Adrian Beltre	2016	Errors	8	Kevin Brown	1992
SS Games	162	Alex Rodriguez	2002	Fewest Errors	0	Kevin Millwood	2006 (42 tc)
Putouts	290	Toby Harrah	1976				
Assists	516	Elvis Andrus	2015				
Errors	36	Toby Harrah	1976				
Fewest Errors	8	Alex Rodriguez	2003				
Total Chances	799	Toby Harrah	2007	Total Chances	81	Kevin Brown	1992
Double Plays	118	Alex Rodriguez	2001	Double Plays	7	Kevin Rogers	2005

+ Major League Record ++ American League Record

RANGERS INDIVIDUAL FIELDING RECORDS

HIGHEST FIELDING AVERAGE, SEASON, 100 OR MORE GAMES

POS	PLAYER	Pct.	G	PO	A	E	TC	DP
1B	Jim Spencer, 1973 (2 teams)	*.999	125	994	74	1	1069	110
	Lynch Moreland, 2016	*.998	139	1036	65	2	1103	138
2B	Toby Harrah, 1985	.989	122	212	351	6	569	71
3B	Steve Buechele, 1991	.991	111	187	239	3	329	20
SS	Alex Rodriguez, 2003	*.989	158	227	464	8	699	*111
OF+	Darryl Hamilton, 1996	++1.000	147	387	2	0	389	0
C	A.J. Pierzynski, 2013	*.998	119	892	65	2	959	*8
P+	Kevin Millwood, 2006	+1.000	34	13	29	0	*42	4

NOTE: Jim Spencer played 26 games with California and 99 with Texas

* Led League + Tied for League Lead ** Major League Record ++ American League Record

+ Record for pitchers and outfielders based on highest fielding average, season, with most chances accepted.

LAST PLAYER TO MAKE TWO ERRORS IN ONE INNING

POS	PLAYER	OPPONENT	DATE	INNING
1B	Jarrod Saltalamacchia	vs. Baltimore	Sept. 21, 2007	7th
2B	Rouned Odor	vs. Minnesota	July 10, 2016	8th
3B	German Duran	vs. Kansas City	April 30, 2008	8th
SS	Elvis Andrus	vs. Oakland	July 27, 2014	3rd
OF	Roberto Kelly	at San Francisco	June 27, 1998	7th
P	Kameron Loe	vs. Seattle	Sept. 15, 2005	3rd
C	Yorvit Torrealba	vs. Florida	July 2, 2011	2nd

TRIPLE PLAYS

BY RANGERS (6)

AUGUST 8, 1977 VS. OAKLAND AT TEXAS: With Roger Moret pitching, Mitchell Page and Rich McKinney walked to open the fifth inning. Manny Sanguillen hit a grounder to third baseman Toby Harrah, who stepped on third to force Page, then threw to second baseman Bump Wills, who forced McKinney, and threw to first baseman Mike Hargrove to get Sanguillen. The Rangers won, 3-0.

JUNE 17, 1999 AT NEW YORK: With Aaron Sele pitching, Tino Martinez and Paul O'Neill each singled to start the inning, giving New York runners at first and second base with no outs. Chili Davis hit a liner to second baseman Mark McLemore, who flipped the ball to shortstop Royce Clayton to double off Martinez at second. Clayton threw the ball to first baseman Lee Stevens to triple-off Paul O'Neill as both runners were moving on contact. The Rangers won, 4-2.

AUGUST 6, 2001 AT BOSTON: With Rob Bell pitching, Brian Daubach led off bottom of fourth inning with a walk and advanced to second on Chris Stynes' single. Scott Hatteberg lined out to shortstop Alex Rodriguez, who threw to second baseman Randy Velarde to double up Daubach at second. Velarde then tagged Stynes to complete the triple play. Boston won, 10-7.

APRIL 14, 2002 VS. SEATTLE AT TEXAS: With Kenny Rogers pitching, Ruben Sierra doubled to lead off the top of the fourth inning and John Olerud followed with an infield single, advancing Sierra to third. Ron Wright, in just his second major league at-bat, hit a ground ball back to Rogers, who threw to shortstop Alex Rodriguez to force Olerud at second base. Sierra was then caught in a rundown between 3rd and home, Alex Rodriguez to catcher Ivan Rodriguez to 3rd baseman Hank Blalock to Rogers, who applied the tag. Rogers then threw to second baseman Michael Young, who tagged out Wright attempting to advance to second base to complete the triple play. Seattle won the game, 9-7.

According to the Elias Sports Bureau, the 1-6-2-5-1-4 triple play was the most touches (people handling the ball) on a triple play in the majors since August 29, 1969, when Billy Williams of the Chicago Cubs hit into a 3-6-5-1-4-7 TP vs. Atlanta. The six Braves participating, in order, were Orlando Cepeda, Gil Garrido, Clete Boyer, Pat Jarvis, Felix Milan and Rico Carty.

MAY 20, 2009 AT DETROIT: With Matt Harrison pitching, Brandon Inge doubled to lead off the bottom of the fourth inning and Ryan Raburn followed with a walk. Gerald Laird hit a line drive to second baseman Ian Kinsler, who threw to shortstop Elvis Andrus to double up Inge at second. Andrus then tagged Raburn to complete the triple play. Detroit won, 5-3.

AUGUST 16, 2018 VS. LOS ANGELES-AL: With Ariel Jurado pitching, the bases loaded, and no outs in the 4th inning, David Fletcher hit a sharp one-hop liner to a diving Jurickson Profar at third base. Profar stepped on 3rd base to force out Eric Young Jr., then tagged Taylor Ward, who had wandered off the bag. Profar then threw to Rougned Odor at 2nd base to force out Kole Calhoun and complete the triple play. According to STATS LLC, the 5-4 triple play marked the first 3-out play in MLB without the batter being retired since 6/3/1912 when the Brooklyn Dodgers did so against the Cincinnati Reds. Texas won, 8-6.

BY OPPOSITION (7)

AUGUST 13, 1972 VS. KANSAS CITY AT TEXAS: With Dick Drago pitching, the Rangers had Dick Bosman on second and Elliott Maddox on first in the bottom of the third inning. Toby Harrah hit a chop in front of the plate, and catcher Ed Kirkpatrick threw to third baseman Paul Schaal to force Bosman. Schaal then relayed to second baseman Cookie Rojas, covering first, to get Harrah. When Maddox tried to go from first to third on the play, he was thrown out at third on Rojas' return throw to Schaal. The Rangers won, 13-4.

JUNE 10, 1979 AT BALTIMORE: With Dennis Martinez pitching, the Rangers had Pat Putnam on first and Al Oliver on second in the top of the sixth inning. With runners going on the pitch, Buddy Bell hit a line drive to third baseman Doug DeCinces, who threw to second baseman Rich Dauer to double off Oliver. Dauer then relayed to first baseman Eddie Murray to get Putnam and complete the triple play. Baltimore won, 5-4.

JUNE 23, 1979 AT OAKLAND: With Craig Minetto pitching, the Rangers had Billy Sample on first and Oscar Gamble on second in the top of the fourth inning. John Grubb hit a soft liner to third baseman Wayne Gross, who was ruled to have made the catch by umpire Bill Kunkel. However, Rangers third base coach Frank Lucchesi, thinking the ball had been trapped, waved the runners from first and second. Gross, attempting to double Gamble off second, threw the ball into centerfield, but centerfielder Tony Armas retrieved the ball and threw to shortstop Dave Chalk in time to double Gamble off second. Armas then took the ball from Chalk and ran over to first base to catch Sample off the bag for the third out. Armas had an assist and putout on the triple play. The Rangers won, 8-5.

JULY 28, 1979 VS. BOSTON AT TEXAS: With Dennis Eckersley pitching, the Rangers had Buddy Bell on first and John Grubb on third in the bottom of the first inning. Al Oliver hit a sinking liner towards right, and both runners, thinking the ball would drop, started to advance. However, second baseman Jack Brohamer made a diving catch and threw to first baseman Bob Watson to double Bell off first. Watson then relayed to third baseman Butch Hobson, who stepped on third to get Grubb and complete the triple play. Boston won, 1-0.

MAY 22, 1981 AT SEATTLE: With Jerry Don Gleaton pitching, John Grubb and Pat Putnam walked to lead off the eighth inning. With both runners going on the pitch, Mario Mendoza hit a line drive to shortstop Rick Auerbach, who stepped on 2nd to double off Grubb. Auerbach then threw to first baseman Bruce Bochte to catch Putnam for the third out. The Rangers won, 6-2.

JUNE 1, 1991 VS. SEATTLE AT TEXAS: With Randy Johnson pitching, Mario Diaz and Gary Pettis walked to lead off the second inning. Brian Downing hit a grounder to third baseman Edgar Martinez, who stepped on third to force Diaz, then threw to second baseman Harold Reynolds to force Pettis. Reynolds made the relay to first baseman Pete O'Brien to get Downing. Seattle won, 12-8.

APRIL 22, 2016 AT CHICAGO-AL: With Jose Quintana pitching, Mitch Moreland hit a bases-loaded line drive to rightfielder Adam Eaton that would result in a 9-3-2-6-2-5 triple play on which all 3 baserunners had difficulty responding to whether the ball would be caught. Ian Desmond was retired when overrunning the bag in his return to first base. Prince Fielder was then caught off third base for the last out. It was the first triple play by a Texas opponent in nearly 25 years, and the first against the Rangers in a road game in almost 35 years since May 22, 1981 at Seattle.

PASSED BALLS

The Rangers set a single-season major league record by committing 73 passed balls in 1987, surpassing the old mark of 49 by the 1959 Baltimore Orioles. Of the 73, 65 came with Charlie Hough on the mound, 46 in his final 21 starts and 25 in his last 11 outings. Geno Petralli had 35 total passed balls (32 with Hough on the mound), three more than the previous major league record accomplished by J.C. Martin of the Chicago White Sox in 1965. Don Slaught had 20 (17 catching Hough), and Mike Stanley committed 18 (16 with Hough) as that trio comprised the A.L.'s top three catchers in passed balls. All three broke the Rangers' record for passed balls for an individual catcher, set by Jim Sundberg in 1980 (17). The Rangers had three passed balls in a game four times, four and five twice each, and six once. Petralli's six passed balls on August 30 at Detroit tied the major league record for one game set by Harry Vickers of the Cincinnati Reds on October 4, 1902. Geno also had four passed balls in the seventh inning on August 22 vs. Chicago, matching the big league mark established by Ray Katt of the New York Giants on September 10, 1954.



HOME RUN RECORDS

TEAM HOME RUNS

Season	260	2005
Fewest Home Runs, Season	56	1972
Season at A.S.	93	1987
Season at RBIA	153	2005
Season on Road	127	1999
Season, both clubs in Arlington	245	2002 and 2003
Season by Opponent	222	2001
Game	8	May 21, 2005 vs. HOU June 30, 2005 vs. LAA July 13, 1986 at MIN Sept. 11, 2007 at DET (G1)
Game on Road	7	April 6, 2006 vs. DET May 21, 2005 vs. HOU (2nd) Barajas, Teixeira, Blalock, Nix Aug. 17, 2001 at TOR; April 15, 2016 vs. BAL 8x (chart in this section), last: Aug. 19, 2015 vs. SEA (7th) Moreland, Napoli, Andrus 2001
Game by Opponent	7	Aug. 28, 1998 at CWS Sept. 1, 1986 at BOS Sept. 1, 1986 at BOS
Inning	4	1980
Inning by Opponent	4	2001
Succession	3	1989
Back-to-Back, Season	16	2001
Game in Arlington, both clubs	10	2001
Game on Road, both clubs	9	2001
Consecutive Games	10	2001
Doubleheader, both clubs	14	2001
Pinch-Hit, Game	2	2001
Pinch-Hit, Inning	2	2001
Pinch-Hit, Season	7	1980
Solo HR, Season	161	2001
Most by DH, Season	43	1999
Fewest, by DH, Season	6	1989
Most by INF, Season	156	2001
Most by OF, Season	85	1987
Inside the Park, Season	3	1977, 1987
Individual 2+ Games, Season	22	2001, 2005
Most in One Month	55	August, 1999
Most in One Month, Opponent	50	August, 2001
Cons. Games, one or more HR	27	(55 HR), Aug. 11-Sept. 9, 2002 (27 GM), Aug. 11-Sept. 9, 2002
HR in Consec. Games Streak	55	2001-02 (Rodriguez/Palmeiro)
Players, 40+ HR, Season	*2	1993 (Palmeiro/Palmer/Gonzalez) 1999 (I. Rodriguez/Gonzalez/Palmeiro) 2011 (Beltre/Kinstler/Napoli)
Players, 20+ HR, Season	7	2005
(Barajas/Teixeira/Blalock/Soriano/Young/Mench/Dellucci)		
Players, 10+ HR, Season	10	2004
(Barajas/Teixeira/Soriano/Blalock/Young/Dellucci/Nix/Mench/Fullmer/Matthews Jr.)		
Grand Slams, Game	2	July 4, 2004 at HOU (Blalock and Teixeira) Aug. 6, 1986 at BAL; Sept. 4, 1995 vs. CWS; July 29, 2003 vs. BOS Texas (1) at BAL (2) at Aug. 6, 1986 May 11 and 13, 1999 Sept. 25-26, 1999 May 30-31, 2006 1999, 2006, 2007, 2008 1988
Grand Slams, Game, Opponent	2	
Most GS, Game, Both Clubs	*3	
Grand Slams, Consecutive Games	2	
Most, Grand Slams, Season	8	
Most Slams, Season, by Opponent	9	

INDIVIDUAL HOME RUNS

Career	372	Juan Gonzalez, 1989-99, 2002-03
Season	57	Alex Rodriguez, 2002
Game	4	Josh Hamilton, May 8, 2012 at BAL Juan Gonzalez, July 1996 Rafael Palmeiro, August 1999 Alex Rodriguez, August 2003 C.Everett, July 26, 2002 vs. OAK (7th) A. Beltre, Aug. 22, 2012 vs. BAL (4th) 16x, last: E. Encarnacion, May 2, 2018 at CLE A. Oliver, Aug. 17, 1980 at DET First: Ruben Sierra, Sept. 13, 1986 at MIN; Last: Milton Bradley, June 3, 2008 at CLE Alex Rodriguez, 2002 Rafael Palmeiro, 1999, 2001 Mark Teixeira, 2005 Juan Gonzalez, 1993 Alex Rodriguez, 2002 Alex Rodriguez, 2001 Pete Incaviglia, 1986 R. Palmeiro (55 AS/130 RBIA) Rafael Palmeiro 148 times Ventura, Sept. 4, 1995 vs. CWS; Mueller, July 29, 2003 vs. BOS Jeff Burroughs, 1973 Larry Parrish, 1982 Rafael Palmeiro, 1999 Hank Blalock, 2004 J. Gonzalez, R. Palmeiro K. Mench, April 21-28, 2006 A. Rodriguez, Aug. 17-18, 2002 J. Hamilton, May 7-8, 2012 A. Rodriguez, Aug. 16-18, 2002 A. Rodriguez, Aug. 16-18, 2002 vs. TOR (3g) J. Hamilton, May 7-10, 2012 at BAL (4g) Alex Rodriguez, 2002 Juan Gonzalez Alex Rodriguez, 2003 vs. TOR Darrell Porter, 1987 Geno Petralli Rafael Palmeiro, 1999 Rafael Palmeiro, 1989-93, 1999-2003 Ruben Sierra, 1987 Bump Willis, 1977-81 Juan Gonzalez (1991-93, '95-99, 2003), Pete Incaviglia ('1986-90); Juan Gonzalez (1995-99); Ivan Rodriguez (1997-2001); Rafael Palmeiro (1999-2003); Nelson Cruz (2009-13) J. Profar, Sept. 2, 2012 at CLE J. Profar, Sept. 2, 2012 at CLE J. Cangelosi, Apr. 8, 1992 at SEA D. Strange, Apr. 7, 1993 at BAL C. James, Sept. 18, 1993 at CAL G. Kapler, April 3, 2000 vs. CWS J. Profar, Sept. 2, 2012 at CLE C. Gomez, Aug. 25, 2016 vs. CLE G. Kapler, April 3, 2000 vs. CWS
Month	15	
Inning	2	
Game, by Opponent	3	
Doubleheader	4	
Game, Both Sides of Plate	10x	
Season, Right-Hander	57	
Season, Left-Hander	47	
Season, Switch-Hitter	43	
Season, at A.S.	24	
Season, at RBIA	34	
Season, on Road	26	
Season, by Rookie	30	
Career in Arlington	184	
Career at GLPIA	130	
Grand Slams, Game	1	
Grand Slams, Game, Opponent ...	**2	
Grand Slams, Season	3	
Grand Slams, Career	7	
Cons. Games with HR	7	
HR in 2 Consecutive Games	5	
HR in 3 Consecutive Games	6	
HR, One Series	6	
Multi-Homer Games, Season	10	
Multi-Homer Games, Career	38	
Vs. One Opponent, Season	11	
Pinch-Hit, Season	3	
Pinch-Hit, Career	6	
Designated Hitter, Season	37	
Designated Hitter, Career	100	
Inside the Park, Season	2	
Inside the Park, Career	3	
Seasons, 20 or More	9	
Cons. Seasons, 20 or More	5	
Youngest to Hit HR ...19 yrs. 195 days		
Homer in First ML At-Bat	1x	
Homer in First Rangers At-Bat	6x	
Homer In First 2 Rangers At-Bats	2	

*American League record **Tied AL record +Tied ML record

GAMES OF 3+ HOME RUNS (18)

ONE 4-HR GAME; 17 3-HR GAMES
LIST DOES NOT INCLUDE ADRIAN BELTRE 3-HR GAME IN '11 ALDS

PLAYER	DATE/OPPONENT	HR
Willie Horton	May 15, 1977 at KC	3
Al Oliver	May 23, 1979 vs. MIN	3
Al Oliver	Aug. 17, 1980 at DET	3
Larry Parrish	April 29, 1985 vs. NYY	3
Juan Gonzalez	June 7, 1992 vs. MIN	3
Juan Gonzalez	Aug. 28, 1993 vs. BAL	3
Jose Canseco	June 13, 1994 vs. SEA	3
Ivan Rodriguez	Sept. 11, 1997 vs. MIN	3
Lee Stevens	April 13, 1998 vs. DET	3
Juan Gonzalez	Sept. 24, 1999 vs. OAK	3
Alex Rodriguez	Aug. 17, 2002 vs. TOR	3
Kevin Mench	June 30, 2005 vs. LAA	3
Mark Teixeira	July 13, 2006 at BAL	3
Brad Wilkerson	July 3, 2007 vs. LAA	3
Andrew Jones	July 8, 2009 at LAA	3
Josh Hamilton	May 8, 2012 at BAL	4
Adrian Beltre	Aug. 22, 2012 vs. BAL	3
Ronald Guzman	Aug. 10, 2018 at NYY	3

HOME RUNS FROM BOTH SIDES OF PLATE IN A GAME, TEXAS HISTORY (10)

DATE/OPP	BATTER	PITCHERS
9/13/86 at Min	Ruben Sierra	B. Blyleven/B. Latham
8/27/88 vs. Tor	Ruben Sierra	J. Key/D. Ward
6/8/89 vs. CWS	Ruben Sierra	E. King/K. Patterson
4/28/95 vs. Cle	Mickey Tettleton	M. Clark/J. Poole
6/13/01 at LA	Ruben Sierra	G. Carrara/J. Williams
7/4/04 at Hou	Mark Teixeira	M. Gallo/C. Harville
7/27/05 at Bal	Gary Matthews Jr.	B. Chen/J. Julio
9/18/05 vs. Sea	Mark Teixeira	R. Franklin/G. Sherrill
7/13/06 at Bal	Mark Teixeira	D. Cabrera/B. Chen (2)
6/3/08 vs. Cle	Milton Bradley	D. Mastny/R. Perez



YEAR-BY-YEAR HOME RUN TOTALS

30-OR-MORE HR IN A SEASON

FRONT OFFICE
COACHES
PLAYERS
2018 REVIEW
OPPONENTS
RECORDS
DEVELOPMENT
MEDIA

ARLINGTON STADIUM

Year	Rangers	Opp	Total
1972	33	41	74
1973	47	51	98
1974	43	57	100
1975	52	70	122
1976	40	57	97
1977	62	78	140
1978	62	49	111
1979	69	63	132
1980	58	57	115
1981	21	24	45
1982	43	66	109
1983	45	33	78
1984	55	70	125
1985	76	102	178
1986	87	61	148
1987	93	111	204
1988	58	67	125
1989	75	63	138
1990	64	59	123
1991	79	77	156
1992	71	63	134
1993	90	72	162
AS Totals	1323	1391	2714

ON THE ROAD

Year	Rangers	Opp	Total
1972	23	51	74
1973	63	79	142
1974	56	69	125
1975	82	53	135
1976	40	49	89
1977	73	56	129
1978	70	59	129
1979	71	72	143
1980	66	62	128
1981	28	43	71
1982	72	62	134
1983	61	64	125
1984	65	78	143
1985	53	71	124
1986	97	84	181
1987	101	88	189
1988	54	62	116
1989	47	56	103
1990	46	54	100
1991	98	74	172
1992	88	50	138
1993	91	72	163
1994	61	90	151
1995	57	79	136
1996	109	82	191
1997	92	78	170
1998	100	81	181
1999	127	77	204
2000	69	97	166
2001	122	113	235
2002	98	81	179
2003	99	103	202
2004	111	85	196
2005	107	79	186
2006	90	77	167
2007	84	83	167
2008	87	79	166
2009	102	78	180
2010	69	81	150
2011	84	68	152
2012	92	81	173
2013	91	83	174
2014	60	78	138
2015	80	86	166
2016	112	91	203
2017	112	100	212
2018	88	95	183
TOTALS	3748	3533	7281

GLOBE LIFE PARK IN ARLINGTON

Year	Rangers	Opp	Total
1994	63	67	130
1995	81	73	154
1996	112	86	198
1997	95	91	186
1998	101	83	184
1999	103	109	212
2000	104	105	209
2001	124	109	233
2002	132	113	245
2003	140	105	245
2004	116	97	213
2005	153	80	233
2006	93	85	178
2007	95	72	167
2008	107	97	204
2009	122	93	215
2010	93	81	174
2011	126	102	228
2012	108	94	202
2013	85	74	159
2014	51	82	133
2015	92	85	177
2016	103	110	213
2017	125	114	239
2018	106	127	233
GLPIA Totals	2630	2334	4964
Totals	3953	3725	7678

NO. PLAYER YEAR

57	Alex Rodriguez	2002
52	Alex Rodriguez	2001
47	Juan Gonzalez	1996
	Rafael Palmeiro	1999
	Rafael Palmeiro	2001
	Alex Rodriguez	2003
46	Juan Gonzalez	1993
45	Juan Gonzalez	1998
43	Juan Gonzalez	1992
	Rafael Palmeiro	2002
	Mark Teixeira	2005
	Josh Hamilton	2002
42	Juan Gonzalez	1997
41	Joey Gallo	2017
40	Joey Gallo	2018
39	Juan Gonzalez	1999
	Rafael Palmeiro	2000
38	Dean Palmer	1996
	Rafael Palmeiro	2003
	Mark Teixeira	2004
37	Rafael Palmeiro	1993
36	Alfonso Soriano	2005
	Adrian Beltre	2012
35	Ivan Rodriguez	1999
33	Dean Palmer	1993
	Mark Teixeira	2006
	Nelson Cruz	2009
	Rougned Odor	2016
32	Larry Parrish	1987
	Mickey Tetleton	1995
	Hank Blalock	2004
	Josh Hamilton	2008
	Josh Hamilton	2010
	Adrian Beltre	2011
	Ian Kinsler	2011
	Adrian Beltre	2016
31	Jose Canseco	1994
	Ian Kinsler	2009
30	Jeff Burroughs	1973
	Pete Incaviglia	1986
	Ruben Sierra	1987
	Mike Napoli	2011
	Adrian Beltre	2013
	Rougned Odor	2017

3 CONSECUTIVE 30-HR SEASONS

PLAYER	YEARS	HRS
RAFAEL PALMEIRO	1999-2003 (5)	214
JUAN GONZALEZ	1996-99 (4)	173
ALEX RODRIGUEZ	2001-03 (3)	156
MARK TEIXEIRA	2004-06 (3)	114
ADRIAN BELTRE	2011-13 (3)	98

CLUB LEVEL HOME RUNS AT GLOBE LIFE PARK (23)

PLAYER	TEAM (OPP.)	DISTANCE	DATE
Juan Gonzalez	Texas (TOR)	432	7/17/94
Dean Palmer	Texas (DET)	429	5/12/96
Juan Gonzalez	Texas (MIN)	447	6/2/96
Mark McGwire	Oakland	449	7/3/97
Juan Gonzalez	Texas (BOS)	429	8/6/98
Juan Gonzalez	Texas (NYY)	449	8/22/98
Alex Rodriguez	Texas (SEA)	441	7/3/01
Alex Rodriguez	Texas (SEA)	430	4/14/02
Todd Greene	Texas (LAA)	431	6/25/02
Alfonso Soriano	Texas (SEA)	439	4/26/05
Kevin Mench	Texas (CWS)	432	5/29/05
Sammy Sosa	Texas (OAK)	442	9/9/07
Milton Bradley	Texas (CLE)	432	6/3/08
Evan Longoria	Tampa Bay	442	6/6/08
Nelson Cruz	Texas (CLE)	432	4/8/09
Mark Trumbo	Los Angeles-AL	437	5/13/12
Nelson Cruz	Texas (KC)	416	5/14/12
David Ross	Boston	410	5/5/13
Nelson Cruz	Seattle	430	4/29/15
Carlos Gomez	Texas (CLE)	461	4/3/17
Miguel Sano	Minnesota	437	4/25/17
Mike Napoli*	Texas (SD)	448	5/11/17
Mike Zunino	Seattle	470	9/13/17

* - Walk-off

TOP HOME RUN DISTANCES

GLOBE LIFE PARK IN ARLINGTON (1994-2015)

RANK	PLAYER	TEAM (OPP.)	DISTANCE	DATE
1	Josh Hamilton	Texas (HOU)	490	6/27/10
2	Jose Canseco	Texas (SEA)	480	6/13/94
3	Mitch Moreland	Texas (MIN)	463	8/25/12
4	Joey Gallo	Texas (MIN)	461	6/13/15
5	Josh Hamilton	Texas (LAA)	460	5/15/09
6	Nelson Cruz	Texas (DET)	459	6/6/11
7	Nelson Cruz	Texas (SEA)	458	8/1/09
8	Roberto Kelly	Texas (ANA)	456	6/13/98
9	Paul Sorrento	Tampa Bay	455	5/19/99
	Mitch Moreland	Texas (HOU)	455	6/20/11
11	Mark Teixeira	Texas (BOS)	453	5/27/07
	Nelson Cruz	Texas (LAA)	453	7/30/11
13	Nelson Cruz	Texas (LAA)	452	8/26/12
14	Carlos Delgado	Toronto	451	5/6/03
	Josh Hamilton	Texas (HOU)	451	5/16/08
	Nelson Cruz	Texas (DET)	451	7/27/09

STATCAST ERA (2016 AND LATER)

RANK	PLAYER	TEAM (OPP.)	DISTANCE	DATE
1	Nomar Mazara	Texas (LAA)	491	5/25/16
2	Joey Gallo	Texas (CLE)	472	7/20/18
3	Aaron Judge	New York-AL	471	5/23/18
4	Mike Zunino	Seattle	470	9/13/17
5	Giancarlo Stanton	Miami	468	7/26/17
6	Rougned Odor	Texas (CWS)	466	8/19/17
	Joey Gallo	Texas (BOS)	466	5/5/18
	Max Stassi	Houston	466	6/9/18
9	Rougned Odor	Texas (KC)	465	7/28/16
10	Mike Zunino	Seattle	463	6/17/17
12	Aaron Judge	New York-AL	463	9/10/17
13	Joey Gallo	Texas (KC)	462	4/21/17
	Carlos Gomez	Texas (CLE)	461	4/3/17
	Gary Sanchez	New York-AL	461	9/10/17
15	Joey Gallo	Texas (SEA)	460	8/2/17



PINCH-HIT HOME RUNS (94)

DATE	PLAYER	OPPONENT	PITCHER
Aug. 12, 1973	Alex Johnson	vs. Cleveland	Tom Hilgendorf
Aug. 22, 1973	Bill Sudakis	vs. Boston	Bob Veale
May 24, 1975	Roy Howell	at New York	Dick Tidrow
Aug. 6, 1975	Roy Howell	at Milwaukee	Ed Rodriguez
Aug. 6, 1978	Gary Gray^	vs. Cleveland	Rick Waits
Sept. 25, 1978	John Grubb	vs. Minnesota	Gary Seruz
April 12, 1979	Oscar Gammale	vs. Cleveland	Victor Cruz
April 14, 1979	Richie Zisk	vs. Detroit	John Hiller
June 23, 1979	Dave Roberts	at Oakland	Bob Lacey
June 24, 1979	Pat Putnam	at Oakland	Dave Heavalo
Sept. 8, 1979	Pat Putnam	at Minnesota	Paul Thormodsgard
April 11, 1980	Rusty Staub	vs. New York	Ron Davis
May 20, 1980	Mickey Zisk	vs. California	Dave LaRoche
June 3, 1980	Pat Putnam	at Chicago	Ed Farmer
June 9, 1980	John Grubb	vs. Milwaukee	Paul Mitchell
July 19, 1980	Pat Putnam	at Baltimore	Tim Stoddard
Aug. 20, 1980	Dave Roberts	vs. Kansas City	Larry Gura
Sept. 17, 1980	Rusty Staub	vs. Oakland	Rick Langford
May 31, 1982	Leon Roberts	at Baltimore	Tim Stoddard
July 7, 1982	Bill Stein	vs. Boston	Mark Clear
Aug. 24, 1983	Bill Stein	vs. Detroit	Jack Morris
Sept. 20, 1983	Bobby Jones^	vs. Oakland	Keith Atherton
July 25, 1984	Mickey Rivers	vs. Baltimore	Dennis Martinez
Sept. 12, 1984	Bobby Jones	vs. California	Bob Stoddard
June 26, 1985	Oddibe McDowell	at Seattle	Robert Long
Sept. 8, 1985	Bobby Jones	vs. Chicago	Bob James
Sept. 30, 1985	Bobby Jones	vs. Oakland	Jay Howell
April 14, 1986	Steve Buechle	vs. Milwaukee	Dan Plesac
Aug. 25, 1986	Geno Petralli	at Baltimore	Roger Clemens
Sept. 1, 1986	Oddibe McDowell*	at Boston	Steve Crawford
Sept. 1, 1986	Darrell Porter*	at Boston	Steve Crawford
May 8, 1987	Geno Petralli	vs. Toronto	Jim Clancy
May 18, 1987	Darrell Porter	vs. Detroit	Mike Heneman
June 1, 1987	Darrell Porter	vs. Chicago	Richard Dotson
June 10, 1987	Darrell Porter	at Seattle	Steve Shields
June 27, 1987	Mike Stanley**	vs. Minnesota	Jeff Reardon
Sept. 29, 1987	Geno Petralli	vs. Minnesota	Roy Smith
June 17, 1988	Geno Petralli	at Oakland	Dennis Eckersley
Sept. 18, 1988	Pete O'Brien**	at California	Bryan Harvey
May 7, 1989	Geno Petralli	at Boston	Dennis Lem
Sept. 5, 1989	Thad Bosley	vs. Minnesota	Jeff Reardon
Sept. 17, 1989	Pete Incaviglia	at Milwaukee	Chuck Crim
April 22, 1990	Mike Stanley	vs. New York	Dave Righetti
May 8, 1990	Thad Bosley	vs. Kansas City	Mark Gubicza
May 31, 1990	Pete Incaviglia	vs. Kansas City	Larry McWilliams
July 21, 1991	Kevin Reimer	vs. Toronto	Mike Timlin
July 21, 1991	Kevin Reimer	vs. Toronto	Mike Timlin
July 27, 1991	Dean Palmer	vs. Detroit	Paul Gibson

DATE	PLAYER	OPPONENT	PITCHER
Sept. 19, 1991	Kevin Reimer	vs. California	Mark Eichhorn
April 6, 1992	Geno Petralli	at Seattle	Mike Scholer
April 27, 1992	Dean Palmer	at New York	Lee Guetterman
April 12, 1992	Doug Gonzalez	at Minnesota	Rick Aguilera
Aug. 7, 1993	Joan Strangze	at Baltimore	Gregg Olson
July 7, 1993	Gary Redus	vs. Milwaukee	Doug Henry
Aug. 3, 1994	Chris James	vs. Chicago	Kirk McCaskill
May 18, 1995	Rusty Greer**	vs. Milwaukee	Mark Kiefer
June 2, 1995	Rusty Greer**	vs. Minnesota	Rick Aguilera
April 21, 1997	Mike Simms	vs. Detroit	A.J. Sager
April 26, 1997	Lee Stevens	vs. Minnesota	Mike Trombley
May 16, 1997	Rusty Greer	vs. New York	Jim Mecir
July 25, 1997	Mike Simms	at Chicago	Chuck McElroy
July 26, 1997	Warren Newson	vs. Chicago	Chris Clemons
Sept. 14, 1997	Domingo Cedenro	vs. Minnesota	Todd Ritchie
Aug. 20, 1998	Roberto Kelly	vs. Cleveland	Tom Martin
Sept. 19, 1998	Mike Simms	vs. Oakland	Mark Holzemmer
Aug. 16, 1999	Rafael Palmeiro	at Cleveland	Steve Reed
April 9, 2000	Ivan Rodriguez	vs. New York	Mariano Rivera
May 14, 2000	Ivan Rodriguez	at Anaheim	Shigetoshi Hasegawa
July 13, 2000	Scott Sheldon	at Arizona	Brian Anderson
Sept. 14, 2000	Chad Curtis	vs. Kansas City	Paul Spoljaric
May 15, 2001	Ruben Sierra	vs. Cleveland	Steve Reed
June 1, 2001	Ruben Sierra	vs. Minnesota	Jack Cressend
July 4, 2004	Hank Blalock**	at Houston	Tim Redding
May 11, 2005	David Dellucci	vs. Detroit	Ugueth Urbina
Sept. 14, 2005	David Dellucci	vs. Baltimore	Jorge Julio
Sept. 17, 2005	Mark DeRosa	vs. Seattle	Eddie Guardado
May 10, 2007	Rusty Diaz**	at New York-AL	Sean Henn
June 24, 2007	Marlon Byrd	vs. Houston	Dan Wheeler
Aug. 4, 2007	Brad Wilkerson	at Toronto	Brandon League
Sept. 26, 2007	Hank Blalock	vs. LA of Anaheim	Marc Gwyn
Sept. 20, 2010	Chris Davis	at LA of Anaheim	Francisco Rodriguez
Sept. 3, 2011	Esteban German	at Boston	Franklin Morales
May 5, 2012	Adrian Beltre	at Cleveland	Joe Smith
May 10, 2012 ⁽¹⁾	David Murphy	at Baltimore	Jim Johnson
May 15, 2012	Brandon Snyder	vs. Kansas City	Jose Mijares
June 9, 2012	Mitch Moreland	at San Francisco	Ryan Vogelsong
Aug. 23, 2013	Mitch Moreland	at Chicago-AL	Dylan Axelrod
Sept. 1, 2013	A.J. Pierzynski	vs. Minnesota	Jared Burton
Sept. 26, 2013	Jurickson Profran^	vs. Los Angeles-AL	Michael Kohn
April 12, 2014	Michael Choice	vs. Houston	Kevin Chapman
May 19, 2015	Leony's Martin	at Boston	Koji Uehara
July 14, 2017	Mike Napoli	at Kansas City	Mike Minor
July 13, 2018	Ryan Rua	at Baltimore	Tanner Scott
Sept. 23, 2018	Joey Gallo	vs. Seattle	Ryan Cook

*Consecutive in same inning **Grand Slam ^Walk-off

TEAM PINCH-HITTING RECORDS - SEASON

CATEGORY	FIGURE	YEAR
Average	340 (85-103)	2000
At Bats	250	1990
Hits	55	1980, 1990
Home Runs	7	1980
Runs Batted In	43	1980
Strikeouts	68	1990

INDIVIDUAL PINCH-HITTING RECORDS - SEASON

CATEGORY	FIGURE	PLAYER	YEAR
Average	450 (9-20)	Bill Stein	1981
At Bats	45	Jack Daugherty	1990
Hits	12	Bill Stein	1980
		Kevin Reimer	1990
Home Runs	3	Darrell Porter	1987
RBI	11	Bill Stein	1985

CLUB GRAND SLAM RECORDS

TOTAL	HOME	AWAY
8 - 1999	6 - 1996	6 - 2007
8 - 2006	6 - 2006	4 - 1980
8 - 2007	5 - 1999	4 - 2008
8 - 2008	5 - 2011	4 - 2010

PINCH-HIT GRAND SLAMS IN TEXAS HISTORY (4)

PLAYER	DATE	OPPONENT
Mike Stanley	June 27, 1987 (62)	vs. Minnesota
Pete O'Brien	Sept. 18, 1988	at California
Rusty Greer	May 18, 1995	vs. Milwaukee
Hank Blalock	July 4, 2004	at Houston

WALK-OFF GRAND SLAMS IN TEXAS HISTORY (6)

PLAYER	DATE	OPP.	PITCHER	INN
Toby Harrah	June 25, 1976	CWS	Dave Hamilton	9th
Buddy Bell	Aug. 31, 1984	MIL	Pete Ladd	9th
Oddibe McDowell	June 1, 1987	CWS	Joel Davis	12th
Alex Rodriguez	July 27, 2002	OAK	Billy Koch	10th
Alex Rodriguez	July 31, 2003	BOS	Todd Jones	11th
Marlon Byrd	Aug. 4, 2008	NYG	Damaso Marte	9th



GRAND SLAMS IN ARLINGTON (185)

GLOBE LIFE PARK IN ARLINGTON (127) / ARLINGTON STADIUM (58)

FRONT OFFICE
COACHES
PLAYERS
2018 REVIEW
OPONENTS
RECORDS
DEVELOPMENT
MEDIA

RANGERS (91)

ARLINGTON STADIUM (24)

DATE	PLAYER	OPPONENT	PITCHER
July 26, 1973	Jeff Burroughs	California	Bill Singer
June 18, 1975	Roy Smalley	Chicago	Bill Gogolewski
Aug. 5, 1976	Tom Towell	Oakland	Jim Todd
June 25, 1976	Toby Harshbarger	Chicago	Dave Hamilton
Aug. 25, 1978	Richie Zisk	Kansas City	Rich Gale
Sept. 12, 1979	Willie Montanez	Seattle	Dick Honeycutt
April 14, 1980	Jim Sundberg	Cleveland	Rick Waits
June 7, 1981	Buddy Bell	Toronto	Roy Jackson
July 7, 1982	Larry Parrish	Boston	Mark Clear
July 10, 1982	Larry Parrish	Detroit	Milt Wilcox
Aug. 31, 1984	Buddy Bell	Milwaukee	Pete Ladd
May 23, 1985	Gary Ward	Boston	Bruce Hurst
Sept. 5, 1986	Darrell Porter	Kansas City	David Cone
June 1, 1987	Oddibe McDowell	Chicago	Joel Davis
June 27 ^{1/2} , 1987	Mike Stanley	Minnesota	Jeff Reardon
July 3, 1988	Bob Brower	Baltimore	Don Aase
July 17, 1989	Pete Incaviglia	Boston	Wes Gardner
Aug. 3, 1990	Steve Buechele	Toronto	Jim Acker
Sept. 19, 1990	Ruben Sierra	Kansas City	Chris Codrillo
April 22, 1992	Rafael Palmeiro	Detroit	Scott Aldred
June 4, 1992	Dean Palmer	Minnesota	Bill Krueger
July 9, 1992	Dean Palmer	Cleveland	Ted Power
May 16, 1993	Dean Palmer	Chicago	Alex Fernandez
Aug. 10, 1993	Julio Franco	California	Phil Leftwich

GLOBE LIFE PARK IN ARLINGTON (67)

DATE	PLAYER	OPPONENT	PITCHER
July 11, 1994	Juan Gonzalez	Detroit	Mike Hennehan
May 18, 1995	Rusty Greer	Milwaukee	Mark Kiefer
Aug. 10, 1995	Benji Gil	Milwaukee	Joe Boever
Aug. 21, 1995	Juan Gonzalez	Minnesota	Oscar Munoz
April 19, 1996	Kevin Elster	Baltimore	Manny Alexander
April 21, 1996	Dean Palmer	Baltimore	David Wells
May 11, 1996	Rusty Greer	Detroit	Scott Aldred
June 12, 1996	Damon Buford	Milwaukee	Kevin Wickander
July 30, 1996	Rusty Greer	New York	Jim Mecir
Aug. 5, 1996	Kevin Elster	Chicago	Wilson Alvarez
April 20, 1997	Dean Palmer	Toronto	Juan Guzman
Aug. 22, 1997	Rusty Greer	Chicago	Jaime Navarro
April 2, 1998	Juan Gonzalez	Chicago	Tom Fordham
May 13, 1999	Roberto Kelly	Baltimore	Scott Kamieniecki
July 22, 1999	Rafael Palmeiro	Anaheim	Steve Sparks
Sept. 6 ^{1/2} , 1999	Todd Zeile	Chicago	Jim Parque
Sept. 25, 1999	Todd Zeile	Oakland	Kevin Appier
Sept. 26, 1999	Rafael Palmeiro	Oakland	Tim Kubinski
July 7, 2000	Ivan Rodriguez	San Diego	Woody Williams
Aug. 12, 2000	Ricky Ledee	Boston	Tim Wakefield
April 6, 2001	Rafael Palmeiro	Seattle	Norm Charlton
June 9, 2001	Ivan Rodriguez	Houston	Jose Lima
July 5, 2001	Alex Rodriguez	Seattle	Brian Fuentes
July 27, 2002	Alex Rodriguez	Oakland	Billy Koch
Aug. 1, 2002	Carl Everett	Boston	Frank Castillo
Aug. 29, 2002	Ivan Rodriguez	Baltimore	Rick Bauer
May 25, 2003	Mark Teixeira	Baltimore	Rick Helling
July 31, 2003	Alex Rodriguez	Todd Jones	Todd Jones
Sept. 20, 2003	Hank Blalock	Anaheim	Aaron Sele
June 10, 2004	Brad Fullmer	Pittsburgh	Mike Johnston
June 12, 2004	Hank Blalock	St. Louis	Chris Carpenter
July 18, 2004	Mark Teixeira	Toronto	Vinnie Chulk
Sept. 21, 2004	Michael Young	Oakland	Mark Mulder
Aug. 6, 2005	David Dellucci	Baltimore	Daniel Cabrera
April 21, 2006	Kevin Mench	Tampa Bay	Sett McClung
April 26, 2006	Kevin Mench	Oakland	KKO Calero
May 25, 2006	Roy Barajas	Seattle	Brad Halsey
May 30, 2006	Brad Wilkerson	Seattle	Gil Meche
May 31, 2006	Gary Matthews Jr.	Seattle	Felix Hernandez
Aug. 16, 2006	Nelson Cruz	LA of Anaheim	Kevin Gregg
May 21, 2007	Gerald Laird	Minnesota	July DePaula
June 5, 2007	Victor Diaz	Detroit	Nate Robertson
April 30, 2008	Josh Hamilton	Kansas City	Brian Bannister
June 2, 2008	Marlon Byrd	Cleveland	Aaron Laffey
Aug. 4, 2008	Marlon Byrd	New York-AL	Damaso Marte
Sept. 15, 2008	Taylor Teagarden	Detroit	Gary Glover
April 15, 2009	Nelson Cruz	Baltimore	Radhames Liz
Sept. 26, 2009	Marlon Byrd	Tampa Bay	Matt Garza
April 2, 2011	Adrian Beltre	Boston	John Lackey
July 8, 2011	Mike Napoli	Oakland	Gio Gonzalez
Aug. 26, 2011	David Murphy	LA of Anaheim	Dan Haren
Sept. 14, 2011	Josh Hamilton	Cleveland	David Huff
Sept. 15, 2011	Yorvit Torrealba	Seattle	Chance Ruffin
May 23, 2012	Nelson Cruz	Los Angeles-AL	Jered Weaver
May 25, 2012	Nelson Cruz	Toronto	Jason Frasor
Aug. 22, 2012	Mitch Moreland	Baltimore	Tommy Hunter
April 21, 2013	Nelson Cruz	Seattle	Aaron Harang
July 5, 2013	Nelson Cruz	Houston	Lucas Harrell
July 29, 2014	J.P. Arenabria	New York-AL	Dellin Betances
May 14, 2016	Bobby Wilson	Toronto	Marco Estrada
Aug. 15, 2016	Adrian Beltre	Oakland	Ross Detwiler
Aug. 27, 2016	Mitch Moreland	Cleveland	Carlos Carrasco
Aug. 31, 2016	Carlos Gomez	Seattle	Felix Hernandez
April 7, 2017	Nomar Mazara	Oakland	Raul Alcantara
April 26, 2017	Ryan Rua	Minnesota	Matt Belisle
July 24, 2018	Elvis Andrus	Oakland	J.B. Wendelen
Aug. 3, 2018	Rougnd Odor	Baltimore	Donnie Hart

OPPONENTS (94)

ARLINGTON STADIUM (34)

DATE	PLAYER	OPPONENT	PITCHER
June 26, 1972	Carlos May	Chicago	Jim Panther
Aug. 16, 1972	Reggie Smith	Boston	Rich Hard
June 29, 1975	Tony Oliva	Minnesota	Jim Umberger
Aug. 7, 1975	Joe Rudi	Oakland	Tommy Moore
Sept. 9, 1976	Rod Carew	Minnesota	Steve Hargan
April 24, 1977	Larry Hlie	Minnesota	Nellie Briles
July 25, 1978	Oscar DeCinces	Baltimore	Doyle Alexander
Aug. 27, 1979	Doug DeCinces	New York	Fergie Jenkins
April 13, 1980	Jim Spencer	New York	Steve Comer
April 14, 1980	Jorge Orta	Cleveland	Doc Medich
July 26, 1983	Steve Balboni	New York	Frank Tanana
Aug. 16, 1984	Don Slaught	Kansas City	Mike Mason
April 12, 1985	Bill Schroeder	Milwaukee	Frank Tanana
July 23, 1985	George Kukovich	Cleveland	Charlie Hough
Sept. 2, 1985	Mike Easler	Boston	Chris Welsh
May 25, 1986	Wade Boggs	Boston	Mike Mason
June 2, 1987	Greg Walker	Chicago	Ron Meridith
July 16, 1987	Don Mattingly	New York	Charlie Hough
Sept. 5, 1987	Darrell Evans	Detroit	Jeff Russell
May 15, 1988	Danny Tartabull	Kansas City	Charlie Hough
May 22 ^{1/2} , 1988	Gary Gaetti	Minnesota	Mitch Williams
June 26, 1988	Daryl Boston	Chicago	Jeff Russell
July 2, 1988	Rich Schu	Baltimore	Paul Kilgus
April 27, 1988	Ellis Burks	Boston	Jeff Russell
July 7, 1989	Tony Fernandez	Toronto	Bobby Witt
April 17, 1989	Bill Spiers	Milwaukee	Brad Arnsberg
April 28, 1989	Nick Esasky	Boston	Kevin Brown
June 9, 1989	Mark McGwire	Oakland	Charlie Hough
May 8, 1990	Gerald Perry	Kansas City	Nolan Ryan
June 19, 1991	Kirk Gibson	Kansas City	Joe Btaker
July 4, 1991	Rickey Henderson	Oakland	Gerald Alexander
May 16, 1993	Ellis Burks	Chicago	Kenny Rogers
May 17, 1993	Mike Blowers	Seattle	Craig Lefterts
Sept. 11, 1993	Kirby Puckett	Minnesota	Roger Pavlik

GLOBE LIFE PARK IN ARLINGTON (60)

DATE	PLAYER	OPPONENT	PITCHER
June 6, 1994	Bernie Williams	New York	Darren Oliver
June 13, 1994	Ken Griffey, Jr.	Seattle	James Hurst
July 30, 1994	Chili Davis	California	Brian Bohanon
July 29, 1995	Bill Haselman	Seattle	Kevin Gross
Aug. 16, 1995	John Jaha	Milwaukee	Danny Darwin
Sept. 4, 1995	Robin Ventura	Chicago	Dennis Cook
Sept. 4, 1995	Robin Ventura	Chicago	Danny Darwin
Sept. 28, 1995	Ken Griffey, Jr.	Seattle	Roger Pavlik
July 4, 1996	Paul Sorrento	Seattle	Dennis Cook
July 6, 1996	Alex Rodriguez	Seattle	Kevin Gross
Aug. 4, 1996	Harold Baines	Chicago	Ed Vosberg
Sept. 1, 1996	Julio Franco	Cleveland	John Burkett
May 22, 1997	Jason Giambi	Oakland	John Burkett
June 20, 1997	Ken Griffey, Jr.	Seattle	Bobby Witt
Aug. 22, 1997	Albert Belle	Chicago	Darren Oliver
May 22, 1998	Shane Mack	Kansas City	X. Hernandez
July 31, 1998	Frank Thomas	Chicago	John Burkett
May 17, 2000	Fred McGriff	Tampa Bay	Doug Davis
June 25, 2000	Jose Guillen	Tampa Bay	Kenny Rogers
Sept. 15, 2000	Johnny Damon	Kansas City	J. Zimmerman
Sept. 24, 2000	Mo Vaughn	Anaheim	Mike Venafro
June 30, 2001	Miguel Tejada	Oakland	Kenny Rogers
July 27, 2001	Ben Griene	Tampa Bay	Rob Bell
Aug. 8, 2001	Shane Halter	Detroit	B. Villafuerte
Aug. 24, 2001	Trot Nixon	Boston	Danny Kolb
April 12, 2002	Ruben Sierra	Seattle	Ismael Valdes
May 28, 2002	Carlos Jones	Minnesota	Chan Ho Park
May 31, 2002	Joque Beltran	Kansas City	F. Cordero
Aug. 13, 2002	Jose Valentine	Chicago	Dennys Reyes
Sept. 29, 2002	Jermaine Dye	Oakland	Joquin Benoit
July 29, 2003	Bill Mueller	Boston	Aaron Fultz
July 29, 2003	Bill Mueller	Boston	Jay Poyta
Aug. 12, 2004	Miguel Cairo	New York-AL	Scott Erickson
June 28, 2005	Garret Anderson	LA of Anaheim	Chan Ho Park
July 5, 2005	Manny Ramirez	Boston	Chris Young
Aug. 25, 2005	Ichiro Suzuki	Seattle	Justin Thompson
Sept. 10, 2005	Dan Johnson	Oakland	Kameron Loe
Sept. 2, 2006	Kevin Koussanoff	LA of Anaheim	Edinson Volquez
May 14, 2007	Casey Kotchman	LA of Anaheim	Kevin Millwood
Aug. 6, 2007	Marco Scutaro	Oakland	John Rheinecker
April 25, 2008	Justin Morneau	Minnesota	Kevin Millwood
June 27, 2008	Pedro Feliz	Philadelphia	Kason Gabbard
Aug. 5, 2008	Richie Sexson	New York-AL	C.J. Wilson
May 2, 2009	A.J. Pierzynski	Chicago-AL	Luis Mendoza
Aug. 31, 2009	Adam Lind	Toronto	Derek Holland
July 9, 2010	Cory Pateyron	Baltimore	Neftali Feliz
May 8, 2011	Francisco Cervelli	New York-AL	Cody Epley
July 2, 2011	Hanley Ramirez	Florida	Derek Holland
Sept. 10, 2011	Scott Sizemore	Oakland	Yoshinori Tateyama
July 30, 2012	Kendrys Morales	Los Angeles-AL	Robbie Ross
March 31, 2014	Jimmy Rollins	Philadelphia	Tanner Scheppers
June 24, 2015	Brett Lawrie	Oakland	Wandy Rodriguez
July 28, 2015	Chris Young	New York-AL	Wandy Rodriguez
Aug. 3, 2015	Jason Castro	Houston	Colby Lewis
Aug. 26, 2015	Edwin Encarnacion	Toronto	Spencer Patton
May 8, 2016	Tommy LaPorte	Chicago-AL	Cesar Ramos
July 10, 2016	A.J. Kueper	Minnesota	A.J. Griffin
April 5, 2017	Francisco Lindor	Cleveland	Sam Dyson
Sept. 27, 2017	George Springer	Houston	Tony Barnett
July 23, 2018	Jonathan Lucroy	Oakland	Cole Hamels



GRAND SLAMS ON THE ROAD (169)

RANGERS (73)

DATE	PLAYER	OPPONENT	PITCHER
July 30, 1973	Jeff Burroughs	Oakland	Vida Blue
Aug. 4, 1973	Jeff Burroughs	Chicago	Cy Acosta
April 9, 1974	Jeff Burroughs	California	Skip Lockwood
Aug. 3, 1974	Jeff Burroughs	Chicago	Jim Kaat
June 9, 1975	Jim Sundberg	Boston	Geek Wise
June 20, 1975	Mike Cubbage	California	Bill Singer
July 29, 1975	Tom Harrah	Oakland	Jim Perry
Sept. 10, 1977	Tom Grievie	Seattle	Mike Kekich
July 14, 1979	Buddy Bell	Kansas City	Rich Gale
April 19, 1980	Rusty Staub	Boston	Dennis Eckersley
April 26, 1980	Al Oliver	Cleveland	John Denny
May 14, 1980	Dave Roberts	Baltimore	Paul Hartzell
July 19, 1980	Bump Wills	Baltimore	Sammy Stewart
July 4, 1982	Larry Parrish	Oakland	Fernando Arroyo
May 11, 1984	Larry Parrish	Chicago	Floyd Banister
Aug. 12, 1986	Pete Incaviglia	Milwaukee	Bob Gibson
Aug. 6, 1986	Jeff Harrah	Baltimore	Ken Dixon
Sept. 28, 1986	Pete Incaviglia	California	Mike Witt
June 5, 1987	Pete O'Brien	Minnesota	Mark Portugal
June 21, 1987	Bob Brower	Oakland	Eric Plunk
July 31, 1987	Mike Stanley	New York	Cecilio Guante
Sept. 18, 1988	Pete O'Brien	California	Bryan Harvey
July 31, 1990	Julio Franco	Milwaukee	Tony Fossas
June 7, 1991	Brian Downing	New York	Mike Witt
Aug. 18, 1991	Juan Gonzalez	Cleveland	Shawn Hillegas
June 17, 1993	Juan Gonzalez	California	Ken Patterson
July 3, 1993	Julio Franco	Detroit	Bob MacDonald
June 3, 1994	Dean Palmer	Boston	Greg Harris
Sept. 9, 1995	Mickey Tettleton	Milwaukee	Joe Slusarski
April 30, 1997	Mike Simms	Chicago	Wilson Alvarez
May 10, 1997	Juan Gonzalez	Boston	Heathcliff Slocumb
Sept. 26, 1997	Lee Stevens	Anaheim	Dennis Springer
May 31, 1998	Juan Gonzalez	Baltimore	Scott Erickson
Aug. 15, 1998	Rusty Greer	New York	Hideki Irabu
April 13, 1999	Ivan Rodriguez	Seattle	Mac Suzuki
May 11, 1999	Rusty Greer	Chicago	Bryan Ward
June 5, 1999	Rafael Palmeiro	Arizona	Darren Holmes
May 12, 2000	Rocey Clayton	Anaheim	Scott Schoeneweis
April 20, 2000	Frank Catalanotto	Kansas City	Andy Larkin
Sept. 27, 2001	Gabe Kapler	Cleveland	Justin Speier
Aug. 18, 2001	Ivan Rodriguez	Toronto	Billy Koch
Aug. 31, 2001	Ruben Sierra	Kansas City	Paul Byrd
Sept. 19, 2002	Rafael Palmeiro	Seattle	Jamie Moyer
July 29, 2003	Rafael Palmeiro	Seattle	Arthur Rhodes
Sept. 5, 2003	Michael Young	Minnesota	Johan Santana
July 4, 2004	Mark Teixeira	Houston	Chad Harville
July 4, 2004	Hank Blalock	Houston	Tin Redding
July 10, 2004	Hank Blalock	Boston	Derek Lowe
April 20, 2005	Rod Barajas	Tampa Bay	John Webb
June 11, 2005	Kevin Mench	Florida	Al Leiter
Sept. 6, 2005	David Dellucci	Minnesota	Kyle Lohse
Aug. 1, 2006	Gary Matthews Jr.	Minnesota	Scott Baker
Aug. 4, 2006	Mark DeRosa	LA of Anaheim	John Lackey
May 10, 2007	Victor Diaz	New York	Sean Henn
June 15, 2007	Sammy Sosa	Cincinnati	Matt Belisle
Aug. 22 ⁽¹⁾ , 2007	Marlon Byrd	Baltimore	Ryan Burrell
Aug. 22 ⁽¹⁾ , 2007	Travis Metcalf	Baltimore	Bob Byrd
Sept. 2, 2007	Hank Blalock	LA of Anaheim	Scott Shields
Sept. 16, 2007	Michael Young	Oakland	Andrew Brown
April 4, 2008	Ben Broussard	LA of Anaheim	Dustin Moseley
May 23, 2008	J. Saltalamacchia	Cleveland	Jorge Julio
May 27, 2008	Josh Hamilton	Tampa Bay	J.P. Howell
June 11, 2008	David Murphy	Kansas City	Jimmy Gobble
May 5, 2009	J. Saltalamacchia	Seattle	Denny Stark
May 4, 2010	Vladimir Guerrero	Oakland	Vin Mazzaro
June 30, 2010	Vladimir Guerrero	LA of Anaheim	Scott Kazmir
July 16, 2010	Bengie Molina	Boston	Fernando Cabrera
Aug. 4, 2010	Michael Young	Seattle	Garrett Olson
Aug. 27, 2010	Rougheed Odor	Seattle	Erasmio Ramirez
May 8, 2016	Bobby Wilson	Detroit	Mark Lowe
Sept. 20, 2017	Rougheed Odor	Seattle	Andrew Albers
May 18, 2018	Shin-Soo Choo	Chicago-AL	Chris Volstad
July 15, 2018	Ronald Guzman	Baltimore	Miguel Castro

OPPONENTS (96)

DATE	PLAYER	OPPONENT	PITCHER
May 28, 1972	Harmon Killebrew	Minnesota	Bill Golewski
June 21, 1972	Rico Petrocelli	Boston	Bill Golewski
May 2, 1973	Orlando Cepeda	Boston	Pete Broberg
July 7, 1973	Bob Coluccio	Milwaukee	Lloyd Allen
Sept. 14, 1973	Gene Tenace	Oakland	Lloyd Allen
Sept. 16, 1973	Joe Rudi	Oakland	Steve Dunning
June 9, 1975	Bernie Carbo	Boston	Jackie Brown
June 26, 1975	Bill Melton	Chicago	Fergie Jenkins
July 25, 1976	Lee Stanton	California	Steve Foucault
Sept. 23, 1977	Tony Armas	Oakland	Gaylord Perry
Aug. 9, 1978	Tim Corcoran	Detroit	Jim Umberger
Sept. 8, 1978	Mitchell Page	Oakland	John Matlack
June 4, 1979	Rick Burleson	Boston	Dave Rajisch
Aug. 4, 1979	Tom Harrah	Cleveland	John Henry Johnson
Aug. 8, 1979	John Wockenfuss	Detroit	John Henry Johnson
April 9, 1981	Bobby Murcer	New York	Steve Comer
Sept. 19, 1982	Orlando Mercado	Seattle	Steve Comer
May 19, 1984	Pat Sheridan	Kansas City	Charlie Hough
July 1, 1984	Carmelo Castillo	Cleveland	Joey McLaughlin
July 16, 1984	Dave Winfield	New York	Dickie Noles
June 1, 1985	Rich Gedman	Boston	Frank Tanana
July 11, 1985	Don Baylor	New York	Chris Welsh
Aug. 2, 1985	George Bell	Toronto	Glen Cook
Sept. 10, 1985	Dave Kingman	Oakland	Matt Williams
April 19, 1986	Eddie Murray	Baltimore	Dave Rozema
Aug. 6, 1986	Larry Sheets	Baltimore	Bobby Witt
Aug. 6, 1986	Jim Dwyer	Baltimore	Jeff Russell
April 15, 1987	Dwight Evans	Boston	Dale Mohorcich
May 14, 1987	Don Mattingly	New York	Mike Mason
Aug. 25, 1987	Frank White	Kansas City	Dwayne Henry
Sept. 10, 1987	Mark Ryal	California	Dale Mohorcich
April 30, 1988	Mike Pagliarulo	New York	Mike Jeffcoat
June 4, 1988	Gary Redus	Chicago	Dale Mohorcich
April 2, 1988	Mike Greenwell	Boston	Jeff Russell
April 4, 1988	George Bell	Toronto	Keith Williams
April 11, 1990	George Bell	Toronto	Kevin Brown
Sept. 18, 1990	Alvin Davis	Seattle	Kenny Rogers
Sept. 23, 1990	Gary Gaetti	Minnesota	Charlie Hough
July 30, 1991	Carlos Quintana	Boston	Dennis Bove
July 31, 1991	Renton Ventura	Chicago	Rich Gossage
May 4, 1992	Chris Hoiles	Baltimore	Todd Burns
May 15, 1992	Franklin Stubbs	Milwaukee	Kenny Rogers
May 19, 1992	Mark Whiten	Cleveland	Jeff Robinson
June 13, 1992	Mark McGwire	Oakland	Kenny Rogers
July 27, 1992	Tom Brunansky	Boston	Kevin Brown
July 29, 1993	Greg Gagne	Kansas City	Bob Patterson
Aug. 21, 1993	Mike Pagliarulo	Baltimore	Noian Ryan
Sept. 22, 1993	Dann Howitt	Seattle	Nolan Ryan
May 4, 1994	Lou Whitaker	Detroit	Jay Howell
May 21, 1994	Luis Sojo	Seattle	Darren Oliver
May 29, 1995	Gary Gaetti	Kansas City	Terry Burrows
May 17, 1996	Manny Ramirez	Cleveland	Jeff Hruska
Aug. 20, 1996	Manny Ramirez	Cleveland	Jeff Russell
April 7, 1997	Mike Matheny	Milwaukee	Ken Hill
May 25, 1997	Bobby Higginson	Detroit	Eric Gunderson
June 26, 1997	Mark McGwire	Oakland	Julio Santana
May 13, 1998	Bernie Williams	New York	Rick Helling
June 3, 1998	Rickey Henderson	Oakland	Aaron Sele
June 28, 1998	J.T. Snow	San Francisco	Aaron Sele
Sept. 1, 1998	Deivi Cruz	Detroit	Danny Patterson
Sept. 13, 1998	Wade Boggs	Tampa Bay	Esteban Loaiza
June 14, 2000	Albert Belle	Baltimore	Kenny Rogers
June 15, 2000	Albert Belle	Baltimore	Mark Clark
July 22, 2000	Joe Oliver	Seattle	Ryan Glynn
Sept. 30, 2000	Miguel Tejada	Oakland	Francisco Cordero
July 22, 2001	Jack Cust	Tampa Bay	Pat Mahomes
Aug. 6, 2001	Scott Hatteberg	Boston	Juan Moreno
Aug. 7, 2003	Enrique Wilson	New York-AL	Joaquin Benoit
July 3, 2004	Morgan Ensberg	Houston	Ricardo Rodriguez
July 22, 2004	Calvin Pickering	Kansas City	Scott Eckersley
May 16, 2005	A.J. Pierzynski	Chicago	Chan Ho Park
June 10, 2005	Mike Lowell	Florida	Brian Shouse
June 28, 2006	Ray Durham	San Francisco	John Rheinecker
July 17, 2006	Vernon Wells	Toronto	John Koronka
Sept. 8, 2006	Richie Sexson	Seattle	Rick Bauer
April 18, 2007	Jermaine Dye	Chicago-AL	Kevin Millwood
April 18, 2008	David Ortiz	Boston	Luis Mendoza
July 2, 2008	Jason Giambi	New York-AL	Luis Mendoza
July 22, 2008	Alexei Ramirez	Chicago-AL	Dustin Nippert
April 10, 2009	Miguel Cabrera	Detroit	Kris Benson
May 7, 2009	Jack Cust	Oakland	Brandon McCarthy
April 21, 2010	J.D. Drew	Boston	Matt Harrison
Sept. 3, 2011	Carl Crawford	Boston	Yoshinori Tateyama
May 23, 2012	Alex Liddi	Seattle	Scott Feldman
Aug. 13, 2012	Nick Swisher	New York-AL	Ryan Dempster
Sept. 22, 2013	Justin Maxwell	Kansas City	Joakim Soria
Aug. 28, 2014	Jason Castro	Houston	Roman Mendez
June 26, 2015	Edwin Encarnacion	Toronto	Nick Martinez
July 26, 2015	Mike Trout	Los Angeles-AL	Spencer Patton
May 17, 2016	Chris Davis	Oakland	Shawn Tolleson
Sept. 7, 2016	Adam Lind	Seattle	A.J. Griffin
May 2, 2017	Marvin Gonzalez	Houston	Keone Kela
May 26, 2017	Devon Travis	Toronto	A.J. Griffin
July 18, 2017	Chris Davis	Baltimore	Austin Bibens-Dirix
May 1, 2018	Michael Brantley	Cleveland	Keone Kela
Sept. 16, 2018	Francisco Mejia	San Diego	Jeffrey Springs

FRONT OFFICE
COACHES
PLAYERS
2018 REVIEW
OPPONENTS
RECORDS
DEVELOPMENT
MEDIA



INSIDE THE PARK HOME RUNS (51)

RANGERS (28)

DATE	PLAYER	OPPONENT	PITCHER
April 30, 1977	Ken Henderson	at CWS	Wilbur Wood
Aug. 27, 1977	Toby Harrah*	at NYY	Ken Clay
Aug. 27, 1977	Bump Wills*#	at NYY	Ken Clay
June 14, 1978	John Lowenstein	at CWS	Ron Schueler
July 15, 1979	Bump Wills	at KC	Paul Splittorff
July 30, 1980	Bump Wills	vs. BAL	Jim Palmer
Sept. 1, 1982	George Wright	at KC	Paul Splittorff
Sept. 22, 1984	Gary Ward#	at CAL	Luis Sanchez
June 20, 1986	Gary Ward	vs. OAK	Chris Codiroli
Aug. 21, 1986	Larry Parrish	at KC	Charlie Leibrandt
June 21(2), 1987	Bob Brower**#	at OAK	Eric Plunk
Aug. 25, 1987	Ruben Sierra#	at KC	Jerry Don Gleaton
Aug. 27, 1987	Ruben Sierra	at KC	Bret Saberhagen
Sept. 4, 1988	Jim Sundberg	at TOR	Frank Wills
Aug. 23, 1993	Butch Davis	at BAL	Fernando Valenzuela
July 21, 1994	Rusty Greer#	at TOR	Pat Hentgen
April 17, 1997	Marc Sagemoen	at KC	Tim Lincecum
June 5, 1997	Damon Buford	at KC	Kevin Appier
June 23, 2000	Luis Alicaia	vs. TB	Cory Lidle
Aug. 31, 2001	Mike Lamb	at KC	Paul Byrd
Sept. 4, 2006	Nelson Cruz#	at OAK	Barry Zito
Sept. 23, 2011	Craig Gentry	vs. SEA	Anthony Vasquez
May 19, 2012	David Murphy	at HOU	Lucas Harrell
Aug. 23, 2013	Ian Kinsler	at CWS	Chris Sale
July 30, 2015	Ryan Rua	vs. NYR	C.C. Sabathia
June 21, 2017	Joey Gallo	vs. TOR	Joe Blagini
Sept. 26, 2017	Delino DeShields	vs. HOU	Dallas Keuchel
July 28, 2018	Rougned Odor	at HOU	Justin Verlander

*Harrah and Wills homered on successive pitches off Clay
 **Grand Slam

OPPONENTS (23)

DATE	PLAYER	OPPONENT	PITCHER
May 22, 1974	Pat Kelly	vs. CWS	Fergie Jenkins
June 24, 1974	Johnny Thompson	vs. MIN	David Clyde
Aug. 16, 1976	Mickey Rivers	at NYY	Gaylord Perry
Sept. 23, 1976	Dave Collins	at CAL	Tommy Boggs
May 15, 1979	John Castino	at MIN	Sparky Lyle
May 19, 1979	Ruppert Jones	at SEA	Fergie Jenkins
June 4, 1979	Larry Murray	at OAK	Steve Cramer
Aug. 24, 1983	Lou Whitaker	vs. DET	Victor Cruz
Aug. 30, 1983	Carlton Fisk	at CWS	Dave Stewart
Sept. 24, 1987	Greg Gagne	at MIN	Charlie Hough
May 13, 1989	Kevin Seitzer	at KC	Jamie Moyer
July 11, 1991	Rance Mulliniks	at TOR	Kevin Brown
July 15, 1991	Lou Whitaker	at DET	Terry Mathews
Aug. 22, 1991	Brent Mayne	at KC	Jose Guzman
June 17, 1995	Paul Molitor	at TOR	Kenny Rogers
Aug. 16, 1996	Michael Tucker	vs. KC	Mike Henneman
April 26, 1997	Rich Becker	at MIN	Bobby Witt
July 28, 1998	Shannon Stewart	at TOR	Eric Gunderson
April 29, 1999	Chuck Knoblauch	vs. NYB	Mike Morgan
Sept. 2, 2000	Juan Gonzalez	at DET	Kenny Rogers
Sept. 24, 2006	Grady Sizemore	vs. CLE	C.J. Wilson
Aug. 10, 2012	Austin Jackson	vs. DET	Tanner Scheppers
Aug. 18, 2017	Nicky Delmonico	vs. CWS	Ricky Rodriguez

#multi-homer game
 bold face - HR came at Globe Life Park in Arlington (10)

HOME RUN LEADERS BY POSITION

SEASON	PLAYER	YEARS
C	Ivan Rodriguez	35 1999
1B	Mark Teixeira	40 2005
2B	Alfonso Soriano	35 2005
3B	Dean Palmer	38 1996
SS	Alex Rodriguez	57 2002
LF	Juan Gonzalez	44 1993
CF	Juan Gonzalez	34 1992
RF	Juan Gonzalez	37 1998
DH	Rafael Palmeiro	37 1999

CAREER

C	Ivan Rodriguez	212	1991-2002, 2009
1B	Rafael Palmeiro	220	1989-93, 1999-2003
2B	Ian Kinsler	148	2006-13
3B	Adrian Beltré	166	2011-18
SS	Alex Rodriguez	155	2001-03
LF	Rusty Greer	98	1994-2002
CF	Josh Hamilton	65	2008-12, 2015
RF	Ruben Sierra	150	1986-92, 2000-01, 2003
DH	Rafael Palmeiro	100	1989-93, 1999-2003

GRAND SLAM LEADERS

SEASON	PLAYER	YEARS
1.	Jeff Burroughs	3 1973
	Larry Parrish	3 1982
	Rafael Palmeiro	3 1999
	Hank Blalock	3 2004
5.	Jeff Burroughs	2 1974
	Pete Incaviglia	2 1986
	Mike Stanley	2 1987
	Dean Palmer	2 1992
	Julio Franco	2 1993
	Rusty Greer	2 1996
	Kevin Elster	2 1996

Juan Gonzalez	2	1998
Todd Zeile	2	1999
Ivan Rodriguez	2	2001
Mark Teixeira	2	2004
David Dellucci	2	2005
Kevin Mench	2	2006
Gary Matthews Jr.	2	2006
Victor Diaz	2	2007
Josh Hamilton	2	2008
Marion Byrd	2	2008
Vladimir Guerrero	2	2010
Nelson Cruz	2	2012
Nelson Cruz	2	2013
Bobby Wilson	2	2016

CAREER

1.	Rafael Palmeiro	7	1989-93, 1999-2003
	Juan Gonzalez	7	1989-99
3.	Dean Palmer	6	1989-97
	Rusty Greer	6	1994-2002
	Nelson Cruz	6	2006-13
6.	Jeff Burroughs	5	1972-76
	Ivan Rodriguez	5	1991-2002, 09
	Hank Blalock	5	2002-09
9.	Larry Parrish	4	1982-88
	Marion Byrd	4	2007-09
	Michael Young	4	2000-12

RBI LEADERS BY POSITION

SEASON	PLAYER	YEARS
C	Ivan Rodriguez	113 1999
1B	Mark Teixeira	133 2005
2B	Alfonso Soriano	101 2005
3B	Dean Palmer	107 1996
SS	Alex Rodriguez	142 2002
LF	Juan Gonzalez	112 1993
CF	Juan Gonzalez	86 1992
	Josh Hamilton	86 2008
RF	Ruben Sierra	119 1989
DH	Rafael Palmeiro	115 1999

CAREER

C	Ivan Rodriguez	815	1991-2002, 2009
1B	Rafael Palmeiro	741	1989-93, 1999-2003
2B	Ian Kinsler	510	2006-13
3B	Adrian Beltré	598	2011-18
SS	Elvis Andrus	543	2009-18
LF	Rusty Greer	511	1994-2002
CF	Josh Hamilton	224	2008-12, 2015
RF	Ruben Sierra	641	1986-92, 2000-01, 2003
DH	Rafael Palmeiro	291	1989-93, 1999-2003

PINCH-HIT HOME RUN LEADERS

SEASON	PLAYER	YEARS
1.	Darrell Porter	3 1987
2.	Geno Petralli	2 1987
	Roy Howell	2 1975
	Pat Putnam	2 1979
	Pat Putnam	2 1980
	Rusty Staub	2 1980
	Bobby Jones	2 1985
	Kerry Reimer	2 1991
	Rusty Greer	2 1995
	Mike Simms	2 1997
	Ivan Rodriguez	2 2000
	Ruben Sierra	2 2001
	David Dellucci	2 2005

CAREER

1.	Geno Petralli	6	1985-93
2.	Pat Putnam	4	1977-82
	Bobby Jones	4	1974-75, '81, '83-'86
	Darrell Porter	4	1986-87
5.	Rusty Greer	3	1994-2004
	Mike Simms	3	1997-99

YOUNGEST RANGERS TO HOMER, CLUB HISTORY

Three of the six youngest Rangers to hit a home run have done so in the past 10 seasons beginning 2009.
 Please note that this list includes only a player's first home run with Texas.

AGE (YR./MO)	PLAYER	DATE / OPP
19.195	Jurickson Profar	Sept. 2, 2012 at Cleveland
19.276	Ivan Rodriguez	Aug. 30, 1991 vs. Kansas City
19.333	Juan Gonzalez	Sept. 18, 1989 vs. Seattle
20.098	Rougned Odor	May 12, 2014 at Houston
20.221	Sammy Sosa	June 21, 1989 at Boston
20.225	Elvis Andrus	April 8, 2009 vs. Cleveland
20.238	Ruben Sierra	June 1, 1986 at Kansas City
20.265	Roy Howell	Sept. 9, 1974 at California (G2)

**Profar's home run came in his first MLB plate appearance/at-bat, the only Ranger ever to accomplish that feat!

FRONT OFFICE
COACHES
PLAYERS
2018 REVIEW
OPPONENTS
RECORDS
DEVELOPMENT
MEDIA



RANGERS GAMES OF 6-OR-MORE HOME RUNS (16 TOTAL)

NO.	OPPONENT	H/A	DATE	HITTERS
8	Houston	H	May 21, 2005	D. Dellucci (2), R. Barajas, M. Teixeira, R. Hidalgo, K. Mench, H. Blalock, L. Nix
8	Los Angeles	H	June 30, 2005	K. Mench (3), M. Teixeira (2), D. Dellucci, H. Blalock, A. Soriano
7	Minnesota	A	Sept. 13, 1986	P. O'Brien, D. Porter (2), R. Sierra (2), P. Incaviglia, S. Buechele
7	Cleveland	H	Aug. 1, 2003	M. Young, A. Rodriguez, R. Palmeiro, M. Teixeira (2), T. Greene (2)
7	Detroit	A	Sept. 11, 2007 (1)	M. Byrd (2), F. Guzman, H. Blalock, D. Murphy, J. Saltalamacchia, J. Vazquez
6	Kansas City	A	July 21, 1998	R. Kelly, R. Greer, J. Gonzalez (2), M. Simms, K. Elster
6	Boston	A	Aug. 1, 2002	K. Mench, R. Palmeiro, T. Hollandsworth, C. Everett (2), M. Lamb
6	Toronto	A	April 29, 2003	C. Everett (2), A. Rodriguez, J. Gonzalez (2), T. Greene
6	Houston	A	July 4, 2004	A. Soriano, H. Blalock, M. Teixeira (2), K. Mench (2)
6	Baltimore	A	July 13, 2006	M. Teixeira (3), M. DeRosa, B. Wilkerson, R. Barajas
6	Houston	A	May 20, 2007	M. Teixeira (2), V. Diaz (2), K. Lofton, R. Vazquez
6	Baltimore	A	Aug. 22, 2007 (1)	J. Saltalamacchia (2), R. Vazquez (2), M. Byrd, T. Metcalf
6	Houston	H	May 16, 2008	J. Hamilton (2), M. Young, D. Murphy, C. Shelton, J. Saltalamacchia
6	Detroit	H	Aug. 20, 2008	T. Metcalf (2), B. Boggs, M. Young, J. Hamilton, M. Bradley
6	Boston	A	April 17, 2012	M. Napoli (2), M. Young, J. Hamilton, A. Beltre, N. Cruz
6	Minnesota	H	Sept. 2, 2018	N. Mazara (2), E. Andrus, R. Chirinos, J. Profar, D. Robinson

GLOBE LIFE PARK IN ARLINGTON HOME RUN LEADERS

SEASON			CAREER - TEXAS RANGERS ONLY				
1.	Alex Rodriguez	34	2002	1.	Rafael Palmeiro	121	1989-93, 1999-03
2.	Mark Teixeira	30	2005	2.	Juan Gonzalez	112	1989-99, 2002-03
3.	Rafael Palmeiro	28	1999	3.	Adrián Beltré	111	2011-18
4.	Rafael Palmeiro	26	2000	4.	Ivan Rodriguez	105	1991-2002, 2009
	Alex Rodriguez	26	2001	5.	Michael Young	101	2001-12
	Alex Rodriguez	26	2003	6.	Nelson Cruz	92	2006-13
7.	Alfonso Soriano	25	2005	7.	Hank Blalock	90	2002-09
8.	Juan Gonzalez	23	1996		Josh Hamilton	90	2008-12, 2015
	Rafael Palmeiro	23	2001	9.	Alex Rodriguez	86	2001-03
	Rafael Palmeiro	23	2002	10.	Ian Kinsler	85	2006-13
	Adrian Beltre	23	2011	11.	Mark Teixeira	84	2003-07
	Joey Gallo	23	2018	12.	Rusty Greer	61	1994-2004
13.	Mickey Tettleton	22	1995	OPPONENT - CAREER			
	Josh Hamilton	22	2010	1.	Jason Giambi	20	1995-2014
	Josh Hamilton	22	2012	2.	Tino Martinez	19	1990-2005
	Joey Gallo	22	2017		Carlos Delgado	19	1993-2009
					David Ortiz	19	1997-2016
				5.	Tim Lincecum	18	1992-2006
					Troy Glaus	18	1998-2010
				7.	Garret Anderson	16	1994-2010
					Eric Chavez	16	1998-2014
					Albert Pujols	16	2001-current
				10.	Five players tied	15	-

CAREER

1.	Rafael Palmeiro	130	1994-2004
2.	Adrián Beltré	120	1998-2018
3.	Juan Gonzalez	115	1994-2004
4.	Ivan Rodriguez	108	1994-2011
5.	Michael Young	101	2001-13
	Nelson Cruz	101	2006-current
7.	Alex Rodriguez	100	1996-2016
8.	Josh Hamilton	91	2008-15
	Mark Teixeira	91	2003-16
10.	Hank Blalock	90	2002-10
11.	Ian Kinsler	88	2006-current
12.	Rusty Greer	61	1994-2002
13.	Rougheed Odor	56	2014-current
14.	Mitch Moreland	54	2010-current
15.	Joey Gallo	50	2015-current

HIGHEST SINGLE-SEASON HOME RUN TOTALS BY TEAMS, MLB HISTORY

HR	YEAR / TEAM	HR	YEAR / TEAM
267	2018 Yankees	246	2001 Rangers
264	1997 Mariners	245	1996 Mariners
260	2005 Rangers		2012 Yankees
257	1996 Orioles	244	1999 Mariners
	2010 Blue Jays		2000 Blue Jays
253	2016 Orioles		2009 Yankees
249	2000 Astros		

BACK-TO-BACK-TO-BACK HOMERS, RANGERS HISTORY (8)

DATE/OPPONENT	INNING	BATTERS
Aug. 28, 1998 at Chicago-AL	4th	J. Gonzalez/W. Clark/I. Rodriguez
May 19, 1999 vs. Tampa Bay	5th	I. Rodriguez/R. Palmeiro/T. Zeile
May 28, 1999 vs. Minnesota	1st	J. Gonzalez/I. Rodriguez/R. Palmeiro
April 25, 2004 vs. Seattle	6th	L. Nix/R. Barajas/A. Gonzalez
May 28, 2011 vs. Kansas City	2nd	M. Moreland/M. Napoli/E. Chavez
Sept. 27, 2011 at Los Angeles-AL	5th	A. Beltre/M. Napoli/N. Cruz
May 26, 2012 vs. Toronto	6th	N. Cruz/Y. Torrealba/M. Moreland
Aug. 19, 2015 vs. Seattle	7th	M. Moreland/M. Napoli/E. Andrus



LOW-HIT GAMES

NO-HITTERS (5)

DATE	PITCHER	OPPONENT	SCORE
July 30, 1973	Jim Bibby	at Oakland	6-0
Sept. 22, 1977	Bert Blyleven	at California	6-0
June 11, 1990	Nolan Ryan	at Oakland	5-0
May 1, 1991	Nolan Ryan	vs. Toronto	3-0
July 28, 1994	Kenny Rogers (Perfect Game)	vs. California	4-0

ONE-HITTERS (24) - 15 Complete Games (in bold)

DATE	PITCHER	OPPONENT	BROKEN UP BY	SCORE
Sept. 12, 1972	Bill Gogolewski	at California	Billy Parker double with two out in 8th	3-0
June 29, 1973	Jim Bibby	vs. Kansas City	Fran Healy double with no outs in 6th	3-0
April 6, 1974	Ferguson Jenkins	vs. Oakland	Bert Campaneris single with one out in 4th	2-0
June 21, 1976	Bert Blyleven	at Oakland	Ken McMullen single with no outs in 5th	1-0 (10)
April 11, 1979	Steve Comer (7.0 IP), Sparky Lyle (2.0 IP)	vs. Cleveland	Ted Cox single with no outs in 3rd	4-0
July 3, 1979	Ferguson Jenkins	vs. Baltimore	John Lowenstein single with no outs in 5th	4-0
July 7, 1979	George Medich (6.2 IP), Jim Kern (2.1 IP)	vs. Toronto	John Mayberry single with two out in 2nd	2-0
April 29, 1981	Danny Darwin	vs. Boston	Rick Miller single with no outs in 6th	5-0
Aug. 16, 1983	John Butcher	vs. Baltimore	Al Bumby single with two out in 3rd	2-0
June 16, 1986	Charlie Hough	at California	Wally Joyner single with one out in 9th	1-2
June 26, 1987	Bobby Witt (8.0 IP), Dale Mohorovic (1.0 IP)	vs. Minnesota	Roy Smalley single with two out in 2nd	1-0
May 21, 1988	Paul Kilgus	vs. Minnesota	Gary Gaetti double with no outs in 8th	3-0
April 23, 1989	Nolan Ryan	at Toronto	Nelson Liriano triple with one out in 9th	4-1
June 3, 1989	Nolan Ryan	at Seattle	Harold Reynolds single with none out in 1st	6-1
Aug. 15, 1989	Charlie Hough	at Seattle	Harold Reynolds single with none out in 6th	0-2
April 26, 1990	Nolan Ryan	vs. Chicago	Ron Kittle single with none out in 2nd	1-0
May 3, 1996	Ken Hill	vs. Detroit	Bobby Higginson single with one out in 1st	11-0
May 4, 1996	Roger Pavlik	vs. Detroit	Mark Lewis home run with two out in 5th	3-1
Aug. 18, 1997 (2nd)	Rick Helling (8.0 IP), John Wetteland (1.0 IP)	vs. Milwaukee	Fernando Valera single with two out in 6th	2-0
June 29, 1999	John Burkett (7.0 IP), Jeff Zimmerman (1.0 IP), John Wetteland (1.0 IP)	at Anaheim	Matt Walbeck double with no outs in 3rd	5-0
Sept. 3, 2002	Aaron Yvette (0 IP), Todd Van Poppel (2.0 IP), Joaquin Benoit (7.0 IP)	at Baltimore	Jerry Hairston triple with no outs in 9th	7-1
Aug. 23, 2010	Rich Harden (6.2 IP), Matt Harrison (0.1 IP), Darren O'Day (1.0 IP), Neftali Feliz (1.0 IP)	vs. Minnesota	Joe Mauer single with one out in 9th	4-0
Aug. 12, 2013	Yu Darvish (8.0 IP), Joe Nathan (1.0 IP)	at Houston	Carlos Corporan home run with one out in 8th	2-1
May 11, 2018	Cole Hamels (6.0 IP), Jake Diekmann (1.0 IP), José Leclerc (1.0 IP), Keone Kela (1.0 IP)	at Houston	Evan Gattis single with no outs in 5th	1-0

The Rangers' back-to-back one-hitters on May 3-4, 1996 marked the 9th time in major league history a team has registered consecutive one-hitters. It was also the 3rd time in American League history it had happened.

NO-HITTERS AGAINST RANGERS (3)

DATE	PITCHER	OPPONENT	SCORE
May 14, 1977	Jim Colborn	at Kansas City	0-6
Sept. 30, 1984	Mike Witt (Perfect Game)	vs. California	0-1
April 18, 2007	Mark Buehrle	at Chicago-AL	0-6

ONE-HITTERS AGAINST RANGERS (28) - 15 Complete Games (in bold)

DATE	PITCHER	OPPONENT	BROKEN UP BY	SCORE
May 9, 1973	Jim Colborn	at Milwaukee	Jeff Burroughs home run in 5th	1-5
June 27, 1974	Nolan Ryan	at California	Alex Johnson single in 1st	0-5
July 4, 1974	Bert Blyleven	at Minnesota	Toby Harrah home run in 3rd	1-3
May 31, 1975	Jim Hunter	New York	Cesar Tovar single in 6th	0-6
June 13, 1978	Rich Gale	at Kansas City	Al Oliver triple in 7th	0-5
April 24, 1979	Dave Lemanczyk	Toronto	Pat Putnam single in 3rd	0-2
June 23, 1984	Tim Conroy (8.0 IP), Bill Caudill (1.0 IP)	at Oakland	Alan Bannister home run in 5th	1-5
July 13, 1984	Bert Blyleven	Cleveland	Larry Parrish single in 4th	0-5
June 25, 1986	Kirk McCaskill	California	Steve Buechele home run in 3rd	1-7
Sept. 24, 1988	Mark Langston	Seattle	Jeff Kunkel single in 5th	0-3
July 17, 1992	Mike Mussina	Baltimore	Kevin Reimer double in 5th	0-8
April 23, 1993	Cal Eldred (8.0 IP), Jesse Orosco (1.0 IP)	at Milwaukee	Rafael Palmeiro double in 1st	0-3
May 24, 1993	Tom Kramer	at Cleveland	Julio Franco home run in 4th	1-4
July 27, 1993	Kevin Appier	at Kansas City	Rafael Palmeiro home run in 7th	1-0
Sept. 9, 1997	Scott Sanders	at Detroit	Domingo Cedenio single in 5th	0-4
July 19, 2002	Cory Lidle	at Oakland	Juan Gonzalez double in 8th	0-10
July 27, 2004	Barolo Colon (7.0 IP), Francisco Rodriguez (1.0 IP), Troy Percival (1.0 IP)	at Anaheim	Michael Young single in 3rd	0-2
May 19, 2009	Dontrelle Willis (6.1 IP), Brandon Lyon (0.1 IP), Bobby Seay (0.1 IP), Joel Zumaya (1.0 IP), Fernando Rodney (1.0 IP)	at Detroit	Michael Young double in 1st	0-4
June 28, 2009	Chad Gaudin (8.0 IP), Heath Bell (1.0 IP)	San Diego	Michael Young single in 1st	0-2
Sept. 16, 2009	Trevor Cahill (7.0 IP), Michael Wuerzt (1.0 IP), Andrew Bailey (1.0 IP)	Oakland	Marlon Byrd single in 2nd	0-4
Sept. 30, 2009	Matt Palmer (5.0 IP), Darren Oliver (1.0 IP), Jose Arredondo (1.0 IP), Kevin Jepsen (1.0 IP), Rafael Rodriguez (1.0 IP)	at LA of Anaheim	Julio Borbon single in 1st	0-5
Sept. 23, 2010	Dallas Braden (8.0 IP), Brad Ziegler (1.0 IP)	at Oakland	Nelson Cruz single in 1st	0-5
April 6, 2015	Sonny Gray (8.0 IP), Evan Scribner (1.0 IP)	at Oakland	Ryan Rua single in 8th	0-8
June 11, 2015	Sonny Gray (8.0 IP), Evan Scribner (1.0 IP)	at Oakland	Elvis Andrus single in 5th	0-7
Aug. 20, 2015	Alfredo Simon	at Detroit	Rougnd Odor double in 5th	0-4
Sept. 9, 2015	Vidal Nuno (7.0 IP), Danny Farquhar (1.0 IP), Carson Smith (1.0 IP)	at Seattle	Prince Fielder single in 1st	0-6
April 4, 2016	Felix Hernandez (6.0 IP), Mike Montgomery (2.0 IP)	Seattle	Prince Fielder single in 5th	3-2
Sept. 9, 2017	Luis Severino (7.0 IP), David Robertson (1.0 IP), Aroldis Chapman (1.0 IP)	New York-AL	Brett Nicholas double in 5th	1-3

NOTE: COMPLETE GAME ONE-HITTERS IN BOLD

FRONT OFFICE
COACHES
PLAYERS
2018 REVIEW
OPPONENTS
RECORDS
DEVELOPMENT
MEDIA

LAST TIME IT HAPPENED

A RANGERS PITCHER THREW A NO-HITTER: (5 TIMES) - LAST: Kenny Rogers, July 28, 1994 vs. Cal. (4-0, Perfect Game)
NO-HITTER VS. RANGERS: (3 TIMES) - LAST: Mark Buehrle, April 18, 2007 at CWS (0-6, 1 BB)

ONE-HITTER: (24 TIMES) - LAST: Cole Hamels (6.0 IP), Jake Diekman (1.0 IP), José Leclerc (1.0 IP), Keone Kela (1.0 IP): May 11, 2018 at Houston (1-0, Evan Gattis single with no outs in 5th)
ONE HITTER VS. RANGERS: (28 TIMES) - LAST: Luis Severino (7.0 IP), David Robertson (1.0 IP), Aroldis Chapman (1.0 IP): Sept. 9, 2017 vs. New York-AL (1-3, Brett Nicholas double in 5th)

INSIDE-THE-PARK HR BY A RANGERS BATTER: (28 TIMES) - LAST: Rowned Odor, July 28, 2018 at HOU (Justin Verlander in 5th inn.)
INSIDE-THE-PARK HOME RUN VS. THE RANGERS: (23 TIMES) - LAST: Nicky Delmonico (CWS) at GLPIA, Aug. 18, 2017 (Ricky Rodriguez)
INSIDE-THE-PARK HOME RUN AT GLPIA: (10 TIMES) - LAST: Delino DeShields, Sept. 26, 2017 vs. Houston (Dallas Keuchel in 8th inn.)

PINCH-HIT HOME RUN BY A RANGER: (94 TIMES) - LAST: Joey Gallo, Sept. 23, 2018 vs. Seattle (Ryan Cook - 8th inning)
PINCH-HIT HOME RUN VS. THE RANGERS: Jose Briceno, Sept. 24, 2018 vs. Los Angeles-AL (Matt Moore - 11th inning)
WALK-OFF HOME RUN BY A RANGER: Shin-Soo Choo, May 26, 2018 vs. Kansas City (Kevin McCarthy - 10th inning)

MULTIPLE HOME RUN GAME BY A RANGER (4 HR): Josh Hamilton, May 8, 2012 at Baltimore
MULTIPLE HOME RUN GAME BY A RANGER (3 HR): (17 TIMES) - LAST: Ronald Guzmán, Aug. 10, 2018 at New York-AL
MULTIPLE HOME RUN GAME BY A RANGER (2 HR): (437 TIMES) - LAST: Adrián Beltré, Sept. 8, 2018 at Oakland

STEAL OF HOME BY A RANGER: (31 TIMES) - LAST: Ian Desmond, Sept. 3, 2016 vs. Houston

FOUR HITS IN A GAME BY A RANGER: Jurickson Profar, Sept. 2, 2018 vs. Minnesota
FIVE HITS IN A GAME BY A RANGER: (52 TIMES) - LAST: Rowned Odor, July 28, 2018 at Houston
SIX HITS IN A GAME BY A RANGER (TWICE) - LAST: Ian Kinsler, April 15, 2009 vs. Baltimore (cycle)

FIVE RBI IN A GAME BY A RANGER: Adrián Beltré, Sept. 21, 2018 vs. Seattle
SIX RBI IN A GAME BY A RANGER: Nomar Mazara, April 7, 2017 vs. Oakland
SEVEN RBI IN A GAME BY A RANGER: J.P. Arenchibia, July 29, 2014 vs. New York-AL
EIGHT RBI IN A GAME BY A RANGER (5 TIMES) - LAST: Nelson Cruz, May 25, 2012 vs. Toronto
NINE RBI IN A GAME BY A RANGER (ONCE): Ivan Rodriguez, April 13, 1999 at Seattle

FOUR RUNS IN A GAME BY A RANGER (70 TIMES) - LAST: Delino DeShields, June 17, 2018 vs. Colorado
FIVE RUNS IN A GAME BY A RANGER (4 TIMES) - LAST: Ian Kinsler, April 15, 2009 vs. Baltimore

THREE-GAME SWEEP BY THE RANGERS AT GLOBE LIFE PARK: Aug. 14-16, 2017 vs. Detroit
THREE-GAME SWEEP BY THE RANGERS ON THE ROAD: July 27-29, 2018 at Houston

FOUR-GAME SWEEP BY THE RANGERS AT GLOBE LIFE PARK: April 20-23, 2017 vs. Kansas City
FOUR-GAME SWEEP BY THE RANGERS ON THE ROAD: Aug. 9-12, 2013 at Houston

THREE-GAME SWEEP BY THE OPPOSITION AT GLOBE LIFE PARK: Sept. 17-19, 2018 vs. Tampa Bay
THREE-GAME SWEEP BY THE OPPOSITION ON THE ROAD: Sept. 24-26, 2018 at Los Angeles-AL

FOUR-GAME SWEEP BY THE OPPOSITION AT GLOBE LIFE PARK: July 23-26, 2018 vs. Oakland
FOUR-GAME SWEEP BY THE OPPOSITION ON THE ROAD: July 17-20, 2017 at Baltimore

A POSITION PLAYER PITCHED IN A GAME: (16 TIMES) - LAST: Carlos Tocci/Ryan Rua, July 23, 2018 vs. Oakland
HITTING FOR THE CYCLE: (10 TIMES) - LAST: Carlos Gomez, April 29, 2017 vs. Los Angeles-AL

RANGERS LONGEST WINNING AND LOSING STREAKS

SHUTOUTS

LONGEST WINNING STREAKS	
GAMES	DATES
14	May 12-27, 1991
12	July 4-19, 2011
11	June 12-24, 2010
10	May 9-19, 2017
9	May 24-June 2, 1999
9	July 18-27, 1999
9	May 20-31, 2005
8	April 29-May 9, 1976
8	June 23-30, 1979
8	May 6-14, 1988
8	April 8-16, 1989
8	June 19-25, 2002
8	Aug. 13-20, 2003
8	June 18-26, 2004
8	Aug. 13-21, 2004
8	April 12-21, 2012
8	Aug. 4-12, 2013
7	Sept. 21-28, 1977
7	April 25-May 3, 1978
7	June 20-27, 1978
7	Sept. 21-25, 1978
7	June 2-8, 1986
7	July 5-14, 1990
7	June 11-17, 1991
7	May 22-29, 1992
7	April 1-9, 1996
7	Aug. 9-16, 1996
7	May 15-23, 2000
7	May 16-23, 2003
7	May 10-17, 2009
7	Sept. 8-15, 2010
7	June 15-22, 2012
7	Sept. 23-29, 2013
7	Sept. 12-19, 2014
7	May 20-26, 2015
7	June 14-20, 2016
7	Aug. 27-Sept. 3, 2016
7	June 16-23, 2018

LONGEST LOSING STREAKS	
GAMES	DATES
15	Sept. 13-30, 1972
12	April 22-May 6, 1982
10	July 7-17, 1976
10	July 17-26, 1995
9	April 9-19, 1987
9	June 6-16, 2000
9	May 30-June 8, 2003
8	May 17-26, 1973
8	Aug. 7-15, 1973
8	April 11-23, 1978
8	July 18-25, 1978
8	Sept. 19-26, 1980
8	July 25-Aug. 3, 1983
8	June 1-10, 1991
8	July 14-20, 2002
8	June 15-23, 2003
8	Aug. 8-16, 2005
8	June 17-26, 2014
8	July 6-13, 2014
8	Aug. 30-Sept. 6, 2014
7	Aug. 18-25, 1973
7	July 10-19, 1982
7	April 23-May 1, 1984
7	May 11-17, 1985
7	July 17-23, 1986
7	Sept. 22-28, 1987
7	June 18-24, 1997
7	April 18-24, 2008
7	Sept. 9-16, 2013
7	Sept. 22-28, 2017
7	June 7-15, 2018

	WON BY WON BY	
	TEX	OPP
Baltimore	15	27
Boston	25	26
Chicago-AL	24	26
Cleveland	34	28
Detroit	20	30
Houston	10	10
Kansas City	28	27
Los Angeles-AL	40	48
Minnesota	46	34
New York-AL	22	26
Oakland	36	40
Seattle	39	33
Tampa Bay	12	8
Toronto	22	21
Arizona	1	2
Chicago-NL	0	1
Cincinnati	1	1
Colorado	2	1
Los Angeles-NL	2	1
Miami	1	2
Milwaukee	8	9
New York-NL	0	1
Philadelphia	1	2
Pittsburgh	2	1
St. Louis	1	0
San Diego	3	2
San Francisco	3	1
Washington	1	0
TOTALS	399	408

197 of the Rangers' 399 shutouts have been combined efforts.

FRONT OFFICE
COACHES
PLAYERS
2018 REVIEW
OPPONENTS
RECORDS
DEVELOPMENT
MEDIA

THE RANGERS BEFORE TEXAS

The current Texas Rangers franchise originated on October 26, 1960, when the American League awarded an expansion franchise to Washington, D.C. That followed the transfer of the original Washington franchise to Minnesota after the 1960 season. The expansion Senators played in Washington from 1961-1971 before moving to Texas after the 1971 season.

YEAR-BY-YEAR RECORD

YEAR	W	L	PCT.	POS.	GAMES		MANAGER	HOME
					BACK	ATTENDANCE		
1961	61	100	.379	T9	47.5		Mickey Vernon	597,287
1962	60	101	.373	10	35.5		Mickey Vernon	729,775
1963	56	106	.346	10	48.5		Mickey Vernon (16-26) Gil Hodges (40-80)	535,604
1964	62	100	.383	9	37		Gil Hodges	600,106
1965	70	92	.432	8	32		Gil Hodges	560,083
1966	71	88	.447	8	25.5		Gil Hodges	576,260
1967	76	85	.472	T6	15.5		Gil Hodges	770,868
1968	65	96	.404	10	37.5		Jim Lemon	546,661
1969	86	76	.531	#4	23		Ted Williams	918,106
1970	70	92	.432	#6	38		Ted Williams	824,789
1971	63	96	.396	#5	38.5		Ted Williams	655,156

American League Eastern Division

ALL-TIME SENATORS ROSTER (1961-71)

PLAYERS WHO APPEARED IN ONE OR MORE GAMES (182)

ALLEN, Bernie ('67-'71)	DUREN, Ryne ('65)	KLIPPSTEIN, Johnny ('61)	QUIRK, Art ('63)
ALLEN, Hank ('66-'70)	EPSTEIN, Mike ('67-'71)	KNOWLES, Harold ('67-'71)	RAGLAND, Tom ('71)
ALYEA, Brant ('65, '68-'69)	FAHEY, Bill ('71)	KOCH, Alan ('64)	RAMOS, Pedro ('70)
BAIRD, Bob ('62-'63)	FERNANDEZ, Frank ('71)	KOPLITZ, Howie ('64-'66)	RANDLE, Lenny ('71)
BALDWIN, Dave ('66-'69)	FLOOD, Curt ('71)	KREUTZER, Frank ('64-'66, '69)	REICHARDT, Rick ('70)
BERTAINA, Frank ('67-'69)	FOY, Joe ('71)	KUTYNA, Marty ('61-'62)	RETZER, Ken ('61-'64)
BITTNER, Larry ('70-'71)	FRENCH, Jim ('65-'71)	LANDRITH, Hobie ('63)	RICHERT, Pete ('65-'67)
BILLINGS, Dick ('68-'71)	GABLER, John ('61)	LEPPERT, Don ('63-'64)	RIDDLEBERGER, Denny (70-'71)
BLASINGAME, Don ('63-'66)	GARCIA, Mike ('61)	LINDBLAD, Paul ('71)	RIDZIK, Steve ('63-'64)
BOAK, Chet ('61)	GOGOLEWSKI, Bill ('70-'71)	LINES, Dick ('66-'67)	RIPPLEMEYER, Ray ('62)
BOSMAN, Dick ('66-'71)	GOSSEN, Greg ('70)	LOCK, Don ('62-'66)	RODRIGUEZ, Aurelio ('70)
BOULDIN, Carl ('61-'64)	GREEN, Dallas ('65)	LONG, Dale ('61-'62)	ROEBUCK, Ed ('63-'64)
BOWENS, Sam ('68-'69)	GREEN, Freddie ('62)	LOUN, Don ('64)	ROSEBORO, John ('70)
BRIDGES, Marshall ('64-'65)	GREEN, Gene ('61)	MADDOX, Elliott ('71)	RUDOLPH, Don ('62-'64)
BRIGHT, Harry ('61-'62)	GRIEVE, Tom ('70)	MAESTRI, Hector ('61)	SAVERINE, Bob ('66-'67)
BRINKMAN, Ed ('61-'70)	GRZENDA, Joe ('70-'71)	MAHONEY, Jim ('61)	SCHAIVE, Johnny ('62-'63)
BROBERG, Pete ('71)	HAMILTON, Steve ('62-'63)	MASON, Jim ('71)	SCHENBLUM, Richie ('71)
BRONSTAD, Jim ('63-'64)	HAMLIN, Ken ('62, '65-'66)	MATHIAS, Carl ('61)	SCHMIDT, Bob ('62-'63)
BROWN, Jackie ('70-'71)	HANNAN, Jim ('62-'70)	MAYE, Lee ('69-'70)	SCHOEN, Gerry ('68)
BRUMLEY, Mike ('64-'66)	HANSEN, Ron ('68)	McCABE, Joe ('65)	SEGUI, Diego ('66)
BRUNET, George ('70)	HARRAH, Toby ('69, '71)	McCLAIN, Joe ('61-'62)	SHELLENBACK, Jim ('69-'71)
BRYAN, Billy ('68)	HARRELSON, Ken ('66-'67)	McCORMICK, Mike ('65-'66)	SHETRONE, Barry ('63)
BURNSIDE, Pete ('61-'63)	HAYWOOD, Bill ('68)	McCRAW, Tom ('71)	SIEVERS, Roy ('64-'65)
BURROUGHS, Jeff ('70-'71)	HEISER, Roy ('61)	McLAIN, Denny ('71)	SISLER, Dave ('61)
CAMILLI, Doug ('65-'69)	HELD, Woodie ('65)	McMULLEN, Ken ('65-'70)	SKOWRON, Bill ('64)
CARLOS, Cisco ('69-'70)	HERNANDEZ, Rudy ('61)	MILES, Jim ('68-'69)	SMITH, Dick ('69)
CASANOVA, Paul ('65-'71)	HICKS, Joe ('61-'62)	MINCHER, Don ('71)	STELMASZEK, Rick ('71)
CHANCE, Bob ('65-'67)	HIGGINS, Dennis ('68-'69)	MINOSO, Minnie ('63)	STENHOUSE, Dave ('62-'64)
CHENEY, Tom ('61-'64, '66)	HINTON, Chuck ('61-'64)	MOELLER, Ron ('63)	STEVENS, R.C. ('61)
CLUSTER, Al ('66)	HOBGAUGH, Ed ('61-'63)	MOORE, Barry ('65-'69)	STILLWELL, Ron ('61-'62)
COATES, Jim ('63)	HOLMAN, Gary ('68-'69)	NARUM, Buster ('64-'67)	STROUD, Ed ('67-'70)
COGGINS, Frank ('67-'68)	HOWARD, Bruce ('68)	NEEMAN, Cal ('63)	STURDIVANT, Tom ('61)
COLEMAN, Joe ('65-'70)	HOWARD, Frank ('65-'71)	NELSON, Dave ('70-'71)	SUCH, Dick ('70)
COMER, Wayne ('70)	HUMPHREYS, Bob ('66-'70)	NEN, Dick ('65-'67, '70)	TASBY, Willie ('61-'62)
COTTIER, Chuck ('61-'65)	HUNT, Ken ('63-'64)	NOLD, Dick ('67)	THOMPSON, Mike ('71)
COX, Casey ('66-'71)	JANESKI, Gerry ('71)	O'CONNELL, Denny ('61-'62)	UNSER, Del ('68-'71)
CRAIG, Pete ('64-'66)	JENKINS, Jack ('62-'63)	ORSINO, John ('66-'67)	VALENTINE, Fred ('64-'68)
CULLEN, Tim ('66-'71)	JOHNSON, Bob ('61-'62)	ORTEGA, Phil ('65-'68)	VEAL, Coot ('61)
CUNNINGHAM, Joe ('64-'66)	JONES, Steve ('68)	OSBORNE, Bobo ('63)	WERT, Don ('71)
DALEY, Pete ('61)	KENNEDY, John ('62-'64)	OSTEEN, Claude ('61-'64)	WILLHITE, Nick ('65)
DANIELS, Bennie ('61-'65)	KEOUGH, Marty ('61)	PASCUAL, Camilo ('67-'69)	WOODESHICK, Hal ('61)
DENEHY, Bill ('68)	KING, Jim ('61-'67)	PETERSON, Cap ('67-'68)	WOODLING, Gene ('61-'62)
DONOVAN, Dick ('61)	KIRKLAND, Willie ('64-'66)	PHILLIPS, Dick ('63-'64, '66)	ZIMMER, Don ('63-'65)
DOTTERER, Dutch ('61)	KLAUS, Billy ('61)	PIERSALL, Jimmy ('62-'63)	ZIPFEL, Bud ('61-'62)
DUCKWORTH, Jim ('63-'66)	KLIMCHOCK, Lou ('63)	PINA, Horacio ('70-'71)	
DUKES, Jan ('69-'70)	KLINE, Ron ('63-'66)	PRIDDY, Bob ('67)	



ALL-TIME SENATORS RECORDS (1961-71)

CAREER BATTING LEADERS

Games	1,142	Ed Brinkman
Home Runs	237	Frank Howard
At Bats	3,845	Ed Brinkman
Total Bases	1,968	Frank Howard
Runs	516	Frank Howard
Extra Base Hits	403	Frank Howard
Hits	1,071	Frank Howard
Runs Batted In	670	Frank Howard
Singles	685	Ed Brinkman

INDIVIDUAL BATTING SEASON LEADERS

Batting Average	.310	Chuck Hinton	1962
Slugging Average	.574	Frank Howard	1969
Games	161	Frank Howard	1969, '70
At Bats	635	Del Unser	1968
Runs	111	Frank Howard	1969
Hits	175	Frank Howard	1969
Singles	144	Ed Brinkman	1970
Doubles	31	Aurelio Rodriguez	1970
Triples	12	Chuck Hinton	1963
Home Runs, RH Batter	48	Frank Howard	1969
Home Runs, LH Batter	30	Mike Epstein	1969
Home Runs, Rookie	12	Don Lock	1962
Extra Base Hits	75	Frank Howard	1968
Total Bases	340	Frank Howard	1969
Runs Batted In	126	Frank Howard	1970
Bases on Balls	132	Frank Howard	1970
Strikeouts	155	Frank Howard	1967
Sacrifice Bunts	15	Danny O'Connell	1961
Sacrifice Flies	8	Ken McMullen	1969
Hit By Pitch	13	Mike Epstein	1968
Stolen Bases	29	Ed Stroud	1970
Caught Stealing	10	Willie Tasby	1961
		Chuck Hinton	1962
		Fred Valentine	1966
		Del Unser	1969
GDP	29	Frank Howard	1969, '71
Fewest GDP	4	Del Unser	1971
Hitting Streak	19	Ken McMullen	1967

TEAM BATTING SEASON LEADERS

Batting Average	.251	1969
Lowest Batting Average	.223	1967
Slugging Pct.	.378	1969
Lowest Slugging Pct.	.326	1967, '71
Runs	694	1969
Fewest Runs	524	1968
Hits	1370	1962
Singles	1006	1969
Doubles	217	1961
Triples	44	1961
Home Runs	148	1969
Grand Slams	4	1961, '63, '67
Total Bases	2,060	1969
Extra Base Hits	380	1961
Runs Batted In	640	1969
Hit By Pitch	46	1970
Bases on Balls	635	1970
Strikeouts	1,125	1965
Sacrifice Hits	84	1966
Sacrifice Flies	44	1961
Stolen Bases	99	1962
Caught Stealing	53	1962

TEAM BATTING GAME LEADERS

Runs, Game	15	vs. Det., May 18, 1965
		vs. Cle., July 5, 1971
Runs, Game, by Opponent	18	vs. Bal., April 22, 1965
Hits, Game	20	vs. Bos., July 27 th , 1962
Home Runs, Game	5	vs. Det., May 20, 1965
		vs. Chi., May 16, 1969
		vs. Chi., June 13, 1970
Runs, Inning	11	vs. Bal., May 11, 1962

CAREER PITCHING LEADERS

Batting Average	.310	Chuck Hinton	1962
Victories	49	Dick Bosman	
Losses	60	Bennie Daniels	
Shutouts	7	Tom Cheney	

INDIVIDUAL PITCHING SEASON LEADERS

Games	74	Ron Kline	1965
Games Started	36	Claude Osteen	1964
		Joe Coleman	1969
Complete Games	13	Claude Osteen	1964
Innings Pitched	257	Claude Osteen	1964
Wins	16	Dick Bosman	1970
Losses	22	Denny McLain	1971
Saves	27	Darold Knowles	1970
Games Finished	58	Ron Kline	1965
Shutouts	4	Tom Cheney	1963
		Frank Bertaina	1967
		Camilo Pascual	1968
		Joe Coleman	1969
Bases on Balls	100	Joe Coleman	1969
Strikeouts	195	Pete Richert	1966
Runs	115	Denny McLain	1971
Earned Runs	103	Denny McLain	1971
Hits Allowed	256	Claude Osteen	1964
Hits Batsmen	12	Joe Coleman	1968
Wild Pitches	17	Frank Bertaina	1968
Home Runs	36	Pete Richert	1966
Lowest ERA (162 IP)	2.19	Dick Bosman	1969
Winning Pct.	.737 (14-5)	Dick Bosman	1969
Successive Wins	8	Dick Bosman	1969
Successive Losses	10	Bennie Daniels	1962

TEAM PITCHING SEASON LEADERS

Batting Average	.251	1969
Wins	86	1969
Losses	106	1963
Earned Run Average	3.38	1967
Complete Games	39	1961
Shutouts	14	1967
Saves	41	1969
Innings Pitched	1473.1	1967
Hits Allowed	1486	1963
Runs Allowed	812	1963
Earned Runs Allowed	710	1963
Walks Allowed	656	1969
Strikeouts	878	1967
Home Runs Allowed	176	1963
Hit Batters	45	1971
Wild Pitches	61	1968
Balks	9	1962
Sacrifice Hits	97	1968
Sacrifice Flies	59	1963

WHY THE TEXAS RANGERS?

On Nov. 23, 1971, club owner Robert E. Short announced the franchise he moved from Washington D.C. would be named the Texas Rangers. The nickname pays honor to the legendary police agency, the Texas Rangers. The inaugural game was supposed to be played on April 6, 1972, but was postponed by a players' strike. The Rangers lost to the California Angels, 1-0, on April 15 in the team's first game. In the first home game on April 21, 1972, the Rangers defeated the Angels 7-6 at Arlington Stadium.



ATTENDANCE RECORDS

GLOBE LIFE PARK IN ARLINGTON (1994-)

FRONT OFFICE
COACHES
PLAYERS
2018 REVIEW
OPPONENTS
RECORDS
DEVELOPMENT
MEDIA

YEAR-BY-YEAR ATTENDANCE

YEAR	DATES	ATT.	AVG
1994 Totals	62	2,503,198	40,374
1995 Totals	72	1,985,910	27,582
1996 Totals	80	2,889,020	36,113
1997 Totals	80	2,945,244	36,816
1998 Totals	81	2,927,409	36,141
1999 Totals	80	2,771,469	34,643
2000 Totals	80	2,800,137	35,002
2001 Totals	81	2,831,111	34,952
2002 Totals	80	2,352,447	29,406
2003 Totals	81	2,095,132	25,866
2004 Totals	79	2,513,685	31,819
2005 Totals	80	2,525,221	31,565
2006 Totals	81	2,388,757	29,491
2007 Totals	79	2,353,862	29,796
2008 Totals	80	1,945,857	24,323
2009 Totals	78	2,156,016	27,641
2010 Totals	81	2,505,171	30,928
2011 Totals	81	2,946,949	36,382
2012 Totals	81	3,460,280	42,720
2013 Totals	82	3,178,273	38,759
2014 Totals	81	2,718,733	33,565
2015 Totals	81	2,491,875	30,764
2016 Totals	81	2,710,402	33,462
2017 Totals	81	2,507,760	30,960
2018 Totals	81	2,107,107	26,014
TOTALS	1984	64,611,025	32,566

OPENING DAY CROWDS

DATE	ATT.	OPPONENT	SCORE
April 11, 1994	46,056	Milwaukee	L, 3-4
April 27, 1995	32,161	Cleveland	L, 6-11
April 1, 1996	40,484	Boston	W, 5-3
April 1, 1997	45,098	Milwaukee	W, 6-2
March 31, 1998	45,909	Chicago	L, 2-9
April 5, 1999	46,650	Detroit	L, 5-11
April 3, 2000	49,332	Chicago	W, 10-4
April 3, 2001	49,512	Anaheim	W, 3-2
April 5, 2002	49,617	Anaheim	L, 1-3
April 4, 2003	49,231	Seattle	L, 4-6
April 9, 2004	50,370	Anaheim	W, 12-4
April 11, 2005	50,054	Los Angeles-AL	L, 6-7
April 3, 2006	51,573	Boston	L, 3-7
April 6, 2007	51,548	Boston	W, 2-0
April 8, 2008	48,808	Baltimore	L, 1-8
April 6, 2009	49,916	Cleveland	W, 9-1
April 5, 2010	50,299	Toronto	W, 5-4
April 1, 2011	50,146	Boston	W, 9-5
April 6, 2012	47,085	Chicago	W, 3-2
April 5, 2013	48,845	Los Angeles-AL	W, 3-2
March 31, 2014	49,031	Philadelphia	L, 10-14
April 10, 2015	48,885	Houston	L, 1-5
April 4, 2016	49,289	Seattle	W, 3-2
April 3, 2017	48,350	Cleveland	L, 5-8
March 29, 2018	47,253	Houston	L, 1-4

TOP 30 CROWDS (Regular and Postseason)

1.	52,4191	Oct. 30, 2010	San Francisco
2.	52,0452	Nov. 1, 2010	San Francisco
3.	51,9203	Oct. 31, 2010	San Francisco
4.	51,7464	Oct. 9, 2010	Tampa Bay
5.	51,573	April 3, 2006	Boston
6.	51,548	April 6, 2007	Boston
7.	51,5395	Oct. 23, 2011	St. Louis
8.	51,5086	Oct. 15, 2011	Detroit
9.	51,4627	Oct. 22, 2011	St. Louis
10.	51,4598	Oct. 22, 2011	St. Louis
11.	51,4049	Oct. 22, 2010	New York-AL
12.	51,35110	Oct. 1, 2011	Tampa Bay
13.	51,22711	Oct. 20, 2011	Detroit
14.	50,94112	Oct. 11, 2015	Toronto
15.	50,93013	Oct. 15, 2010	New York-AL
16.	50,92014	July 11, 1995	All-Star Game
17.	50,86015	Oct. 4, 1996	New York-AL
18.	50,708	July 31, 2004	Oakland

19.	50,49816	Sept. 30, 2011	Tampa Bay
20.	50,492	July 4, 2005	Boston
21.	50,370	April 9, 2004	Anaheim
22.	50,36217	Oct. 16, 2010	New York-AL
23.	50,299	April 5, 2010	Toronto
24.	50,26918	Oct. 9, 1999	New York-AL
25.	50,241	May 23, 2004	New York-AL
26.	50,146	April 1, 2011	Boston
27.	50,11419	Oct. 8, 2011	Detroit
28.	50,06620	Oct. 5, 1996	New York-AL
29.	50,054	April 11, 2005	LA of Anaheim
30.	49,95021	Oct. 2, 1998	New York-AL

1 WS G3	6 ALCS G6	11 ALCS G2	16 ALDS G1	21 ALDS G3
2 WS G5	7 WS G3	12 ALCS G3	17 ALCS G2	
3 WS G4	8 WS G5	13 ALCS G1	18 ALDS G3	
4 ALDS G3	9 ALCS G6	14 ASG	19 ALCS G1	
5 WS G4	10 ALDS G2	15 ALDS G3	20 ALDS G4	

2018 HOME ATTENDANCE BY CLUBS

CLUB	DATES	2018 ATT.	AVG.
Baltimore	4	86,172	21,543
Boston	4	117,840	29,460
Chicago-AL	3	78,978	26,326
Cleveland	3	81,614	27,205
Detroit	3	69,078	23,026
Houston	10	360,406	36,041
Kansas City	4	119,877	29,969
Los Angeles-AL	10	212,080	21,208
Minnesota	3	78,406	26,135
New York	3	91,182	30,394
Oakland	9	175,452	19,495
Seattle	9	247,785	27,532
Tampa Bay	3	70,531	23,510
Toronto	3	74,801	24,934
Arizona	2	37,557	18,779
Atlanta		DNP in 2018	
Chicago-NL		DNP in 2018	
Cincinnati		DNP in 2018	
Colorado	3	79,429	26,476
Los Angeles	2	59,304	29,652
Miami		DNP in 2018	
Milwaukee		DNP in 2018	
New York-NL		DNP in 2018	
Philadelphia		DNP in 2018	
Pittsburgh		DNP in 2018	
St. Louis		DNP in 2018	
San Diego	3	66,615	22,205
San Francisco		DNP in 2018	
Washington		DNP in 2018	
2018 TOTALS	81	2,107,107	26,014

LARGEST CROWD (47 Years, 2 Parks)

48,808	(April 8, 2008-Tuesday)
51,573	(April 3, 2006-Monday)
49,332	(April 3, 2000-Monday)
49,916	(April 6, 2009-Monday)
48,303	(Aug. 11, 2012-Saturday)
49,603	(June 9, 2001-Saturday)
47,567	(June 2, 2013-Sunday)
50,370	(April 9, 2004-Friday)
47,240	(July 6, 2012-Friday)
50,241	(May 23, 2004-Sunday)
50,708	(July 31, 2004-Saturday)
49,530	(July 4, 2003 - Friday)
49,197	(April 28, 2012 - Saturday)
50,299	(April 5, 2010 - Monday)
46,366	(June 4, 2000 - Sunday)
48,776	(June 8, 2002 - Saturday)
46,180	(May 22, 2010 - Saturday)
44,397	(June 29, 2013 - Saturday)
46,964	(June 22, 2012 - Friday)
38,514	(July 2, 1998 - Thursday)
46,092	(July 3, 2011 - Sunday)
46,056	(April 11, 1994 - Monday)
46,092	(June 24, 2011 - Friday)
49,031	(March 31, 2014 - Monday)
46,950	(May 28, 2016 - Saturday)
42,173	(June 12, 2004 - Saturday)
46,372	(June 7, 1998 - Sunday)
46,507	(June 12, 1997 - Thursday)
48,663	(June 18, 2005 - Saturday)

2018 HOME ATTENDANCE BY DAY AND MONTH

DAY	DATES	2018 ATT.	AVG.
Monday	10	204,453	20,445
Tuesday	13	294,910	22,685
Wednesday	12	303,447	25,287
Thursday	7	181,365	25,909
Friday	13	372,626	28,664
Saturday	13	401,116	30,855
Sunday	13	349,190	26,861

MONTH	DATES	2018 ATT.	AVG.
March	3	119,614	39,871
April	13	313,397	24,107
May	14	397,977	28,427
June	14	374,420	26,744
July	10	266,130	26,613
August	16	358,954	22,435
September	11	276,615	25,147



THREE MILLION FANS IN A SEASON

There have been two instances in Washington/Texas franchise history of surpassing the 3 million mark in home attendance: 2012 and 2013. The club's two-year total of 6,638,553 in 2012-13, as well as average attendance of 40,727 in that span, both ranked 4th in the majors behind only Los Angeles-NL, New York-AL, and San Francisco.

The Rangers drew 3,460,280 fans for 81 home dates in 2012, the highest single-season figure in franchise history and the first time to ever surpass the 3 million mark. Club records were established with 38 sellouts and 59 crowds of at least 40,000. The team saw 3 separate streaks of at least 5 straight sellouts in 2012 after never having more than 4 sellouts in a row prior to that season. The Rangers reached the 3 million mark for the first time on September 13, 2012 in home date no. 71. The team surpassed 1 million that year on May 27 (home date no. 23) and 2 million on July 23 (home date no. 46), both besting the previous records to those milestones by four dates. Texas recorded sellout no. 22 on June 24, 2012 (home date no. 35), surpassing the previous mark of 21 sellouts in 1994. In 2012, the Rangers sold out a club-record 9 consecutive home dates from April 23-May 13, and also saw 5 straight sellouts both May 16-27 and June 29-July 7. For the entire 2012 season, the Rangers saw just 2 crowds of less than 30,000 in Arlington.

LARGEST HOME CROWDS BY DAYS OF THE WEEK

DAY	ATT.	OPPONENT	DATE
Monday	51,173	vs. Boston	April 3, 2006
Tuesday	49,512	vs. Anaheim	April 3, 2007
Wednesday	49,103	vs. Seattle	July 4, 2001
Thursday	48,925	vs. New York	Aug. 12, 2004
Friday	51,548	vs. Boston	April 6, 2007
Saturday	50,708	vs. Oakland	July 31, 2004
Sunday	50,241	vs. New York	May 23, 2004

LARGEST HOME ATTENDANCE FIGURES

4-Date Series: 182,036, July 14-17, 1994 vs. Toronto
 3-Date Series: 148,894, May 21-24, 2004 vs. New York-AL
 2-Date Series: 94,797, Aug. 10-11, 2010 vs. New York-AL
 Season, 1 Club: 443,347 - 2012 vs. Oakland (10 dates)
 Day Game: 51,573, April 3, 2006 vs. Boston
 Night Game: 50,708, July 31, 2004 vs. Oakland
 Doubleheader: 44,598, May 1, 2004 vs. Boston
 Smallest Crowd: 9,046, Sept. 7, 1995 vs. CWS (Make-up date)
 Most Sellouts: 38, 2012
 Most 40,000 + Crowds: 59 - 2012
 Most 30,000 + Crowds: 79 - 2012, 2013
 Most 20,000 + Crowds: 82 - 2013

2018 ROAD ATTENDANCE BY CLUBS

CLUB	DATES	2018 ATT.	AVG.
Baltimore	3	74,430	24,810
Boston	3	110,557	36,852
Chicago-AL	4	76,479	19,120
Cleveland	3	44,844	14,948
Detroit	4	99,785	24,946
Houston	9	341,040	37,893
Kansas City	3	55,597	18,532
Los Angeles-AL	9	312,681	34,742
Minnesota	3	74,867	24,956
New York-AL	4	175,890	43,973
Oakland	10	132,680	13,268
Seattle	10	195,817	19,582
Tampa Bay	3	26,992	8,997
Toronto	3	97,157	32,386
Arizona	2	42,516	21,258
Los Angeles-NL	2	89,536	44,768
San Diego	3	73,815	24,605
San Francisco	3	119,392	39,797
2018 TOTALS	81	2,144,075	26,470

LARGEST CROWD
51,644 (April 7, 1987 - Monday)
38,416 (August 7, 2012 - Tuesday)
42,231 (July 3, 1978 - Monday)
62,443 (April 10, 1982 - Saturday)
51,504 (April 12, 1988 - Tuesday)
43,277 (June 17, 2001 - Sunday)
40,127 (August 24, 1991 - Saturday)
62,390 (July 4, 1989 - Tuesday)
53,031 (April 10, 1992 - Friday)
56,706 (April 4, 1994 - Monday)
45,606 (Oct. 1, 2000 - Sunday)
56,530 (June 27, 1999 - Sunday)
37,070 (July 21, 2001 - Saturday)
50,529 (July 23, 1994 - Saturday)
44,296 (June 24, 1998 - Wednesday)
54,179 (July 1, 1997 - Tuesday)
49,123 (July 10, 1999 - Saturday)
42,418 (June 10, 2012 - Sunday)

YEAR-BY-YEAR ROAD ATTENDANCE

YEAR	DATES	ATT.	AVG.
1972 Totals	69	768,604	11,139
1973 Totals	74	837,976	11,324
1974 Totals	74	921,757	12,456
1975 Totals	73	976,006	13,370
1976 Totals	73	1,059,135	14,509
1977 Totals	72	1,236,344	17,171
1978 Totals	73	1,395,300	19,114
1979 Totals	76	1,587,206	20,884
1980 Totals	79	1,499,813	18,985
1981 Totals	49	892,594	18,216
1982 Totals	76	1,514,422	19,927
1983 Totals	79	1,476,671	18,692
1984 Totals	79	1,561,739	19,768
1985 Totals	80	1,599,306	19,991
1986 Totals	80	1,670,132	20,877
1987 Totals	78	1,796,351	23,030
1988 Totals	79	1,885,166	23,863
1989 Totals	80	2,101,700	26,271
1990 Totals	78	1,980,463	25,391
1991 Totals	79	2,302,087	29,140
1992 Totals	80	2,347,974	29,350
1993 Totals	78	2,401,762	30,792
1994 Totals	51	1,591,303	31,202
1995 Totals	71	1,648,820	23,223
1996 Totals	82	2,067,580	25,214
1997 Totals	81	2,142,586	26,452
1998 Totals	80	2,314,074	28,926
1999 Totals	80	2,070,648	25,883
2000 Totals	81	2,407,996	29,728
2001 Totals	80	2,258,268	28,228
2002 Totals	79	2,251,033	28,494
2003 Totals	81	2,343,754	28,935
2004 Totals	81	2,370,971	29,271
2005 Totals	81	2,197,278	27,127

YEAR	DATES	ATT.	AVG.
2006 Totals	81	2,391,347	29,523
2007 Totals	80	2,303,098	28,789
2008 Totals	80	2,381,219	29,765
2009 Totals	80	2,210,344	27,629
2010 Totals	81	2,151,809	26,566
2011 Totals	80	2,293,970	28,675
2012 Totals	80	2,256,784	28,210
2013 Totals	81	2,277,838	28,121
2014 Totals	81	2,199,597	27,156
2015 Totals	81	2,354,914	29,073
2016 Totals	81	2,232,432	27,561
2017 Totals	81	2,162,632	26,699
2018 Totals	81	2,144,075	26,470
TOTALS	3,634	88,836,878	24,446

LARGEST ROAD CROWDS BY DAYS OF THE WEEK

DAY	ATT.	OPPONENT	DATE
Monday	56,706	at New York-AL	April 4, 1994
Tuesday	62,390	at California	July 4, 1989
Wednesday	52,659	at New York-AL	July 2, 2008
Thursday	55,123	at New York-AL	April 9, 1981
Friday	54,442	at New York-AL	Aug. 12, 2005
Saturday	62,443	at Cleveland	April 10, 1982
Sunday	62,020	at California	Oct. 3, 1982

LARGEST ROAD ATTENDANCE FIGURES

4-Date Series: 218,468, Aug. 11-14, 2005 at New York
 3-Date Series: 158,927, June 30-July 2, 2008 at New York-AL
 2-Date Series: 96,389, April 26-27, 1993 at Toronto
 Season, One Club: 447,255, 2001 at Seattle (10 dates)
 Day Game: 62,443, April 10, 1982 at Cleveland
 Night Game: 62,390, July 4, 1989 at California
 Doubleheader: 55,438, June 15, 2008 at New York-NL
 Smallest Attendance: 750, Sept. 18, 1979 at Oakland



KEY DATES IN FRANCHISE HISTORY

FRONT OFFICE
PLAYERS
COACHES
2018 REVIEW
OPONENTS
RECORDS
DEVELOPMENT
MEDIA

- October 26, 1960: American League awards expansion franchise to Washington, D.C. following transfer of Calvin Griffith's franchise to Minnesota.
- November 17, 1960: General Elwood R. (Pete) Quesada's bid for the Washington franchise is approved by the American League.
- April 10, 1961: President John F. Kennedy throws out the first pitch as 26,724 watch the Washington Senators lose to Chicago White Sox, 4-3 at Griffith Stadium in the franchise's first game.
- April 9, 1962: The Senators beat Detroit, 4-1 in first game at new District of Columbia Stadium (renamed Robert F. Kennedy Memorial Stadium in 1969).
- July 10, 1962: The first of two 1962 All-Star Games arrives at D.C. Stadium as the National League defeats the American League, 3-1, before a crowd of 45,480.
- September 18, 1962: The American League holds a meeting in New York to explore the possibilities of major league baseball coming to the Dallas-Fort Worth area. Although the idea is deemed worthy, league owners reject K.C.'s owner Charley Finley's attempt to move his team to the Metroplex.
- January 29, 1963: James H. Johnston, James H. Lemon and George M. Bunker buy out Quesada and four others to become majority owners of the Senators.
- September, 1964: Construction begins on 10,000-seat Turnpike Stadium in Arlington. The ballpark would serve as home of the Dallas-Fort Worth entry in the Texas League and eight years later, the Texas Rangers.
- January, 1965: Johnston and Lemon buy out Bunker and other partners to gain complete control of the franchise.
- April 23, 1965: The Dallas-Fort Worth Spurs beat Albuquerque before 7,231 in the first game at Turnpike Stadium.
- June, 1966: Washington selects Pittsfield (Mass.) outfielder Tom Grieve as its top choice in the June free agent draft. Grieve would go on to a fine career with the Senators and Rangers and later become the club's general manager.
- June 12, 1967: The Senators beat Chicago, 6-5, in 22 innings. The game lasted six hours, 38 minutes and ended at 2:43 a.m., causing the league to adopt a curfew stating that no inning may start after 1:00 a.m.
- November, 1967: The Senators draft shortstop Toby Harrah from the Phillies farm club in Reading, Pa.
- April 19, 1968: After a five-hour meeting in Chicago, the National League approves expansion to Montreal and San Diego. Dallas-Fort Worth fails in its bid for an NL franchise.
- December 3, 1968: Robert E. Short, the Democratic National Committee Treasurer, purchases majority interest of the Washington Senators at the winter meetings in San Francisco.
- January 18, 1969: Ted Williams is appointed manager of the Senators.
- July 23, 1969: The National League scores a 9-3 win in the All-Star Game before 45,259 at R.F.K. Stadium.
- October 1, 1969: The Senators close out the season with an 86-76 record after finishing 32 games under .500 a year earlier, earning Ted Williams AL Manager of the Year honors. Frank Howard finishes with 48 homers and places fourth in the MVP voting. Dick Bosman wins the ERA title at 2.19.
- October, 1970: Frank Howard captures two-thirds of the Triple Crown with 44 homers and 126 RBI and finishes fifth in the MVP balloting. Expansion begins at Turnpike Stadium to enlarge seating capacity to 20,000.
- September 20, 1971: Short receives approval from AL owners to move the franchise from Washington, D.C. to Arlington, Texas for the 1972 season.
- September 30, 1971: The final game for Washington Senators is forfeited to the Yankees when fans stream onto the field with two out in the ninth inning with Senators leading, 7-5.
- October, 1971: With the coming of major league baseball, Turnpike Stadium is enlarged to a 35,694 seating capacity and renamed Arlington Stadium.
- November 23, 1971: Short announces the franchise will be called the Texas Rangers.
- April 6, 1972: The Rangers' inaugural game is postponed by a players' strike.
- April 15, 1972: The Rangers lose at California, 1-0, in team's first game. C Hal King singles off Andy Messersmith for first base hit in Texas history.
- April 16, 1972: Pete Broberg beats the Angels, 5-1, for the first victory in club history.
- April 21, 1972: The Rangers beat the Angels, 7-6, before a crowd of 20,105 in first game for the franchise at Arlington Stadium. Frank Howard homers in the first inning for Texas.
- July 25, 1972: Toby Harrah becomes the first Ranger selected to the all-star team.
- September 30, 1972: Ted Williams retires as Rangers manager. Whitey Herzog, Director of Player Development for the New York Mets, is named as Williams' successor.
- June 5, 1973: Texas selects lefthanded pitcher David Clyde as the nation's number one draft choice in the June free agent draft.
- June 27, 1973: Just 20 days out of Houston's Westchester High School, 18-year-old David Clyde makes his major league debut against the Minnesota Twins. He walks the first two batters he faces before fanning three straight and he goes on to post a 4-3 victory before a crowd of 35,698.
- July 26, 1973: Jeff Burroughs hits the first of three grand slams in 10 days.
- July 30, 1973: Jim Bibby throws the first no-hitter in team history by blanking the A's, 6-0. Bibby fans 13 to beat Oakland ace Vida Blue.
- September 8, 1973: Herzog is replaced by former Detroit skipper Billy Martin as Rangers manager.
- October 26, 1973: The Rangers acquire righthander Fergie Jenkins from the Chicago Cubs for 3B Bill Madlock and 2B Vic Harris.
- May 29, 1974: Bradford G. Corbett forms group and purchases franchise from Bob Short. Corbett selects former Yankee infielder Bobby Brown as team president.
- August 30, 1974: Second baseman Dave Nelson ties a major league record by stealing second, third and home in the first inning against Cleveland's Dick Bosman.
- October 2, 1974: Texas finishes with an 84-76 record, in second place, five games behind eventual world champion Oakland. First baseman Mike Hargrove is the league Rookie of the Year. Jeff Burroughs is the AL MVP. Billy Martin is the Manager of the Year and Fergie Jenkins is the Comeback Player of the Year, second only to the A's Catfish Hunter in Cy Young voting.
- July 21, 1975: Billy Martin is fired as Texas manager after leading the team to a 44-51 record. Third base coach Frank Lucchesi takes over on an interim basis and guides the team to a 35-32 record (79-83 overall).
- June 25, 1976: Shortstop Toby Harrah plays a complete doubleheader without handling a chance in the field, a major league record.
- December, 1976: The Rangers and the City of Arlington agree on a two-year program to renovate and enlarge Arlington Stadium to 42,000.
- May 15, 1977: Willie Horton becomes the first Ranger to hit three home runs in one game in a 7-3 victory over Kansas City.
- June 22, 1977: After a 31-31 start, Frank Lucchesi is replaced as manager by Eddie Stanky, who guides the club to a 10-8 win over Minnesota but steps down after just one game.
- June 23, 1977: Rangers coach Connie Ryan takes over as interim manager.
- June 28, 1977: Bill Hunter, in his 14th year as a coach with the Baltimore Orioles, takes over as manager of the Rangers. He would guide the club to a 60-33 (.645) over the remainder of the season.
- August 8, 1977: Texas turns the first triple play in team history. With runners on first and second, Oakland's Manny Sanguillen grounds to third baseman Toby Harrah, who steps on third and throws to Bump Wills at second for the force. Wills relays to Mike Hargrove to tie up to complete the triple play.
- August 27, 1977: On consecutive pitches by New York pitcher Ken Clay, Toby Harrah and Bump Wills hit inside-the-park home runs at Yankee Stadium.
- September 22, 1977: Bert Blyleven throws the Rangers' second no-hitter by blanking the Angels at Anaheim, 6-0.
- October 1, 1978: Pat Corrales, a Texas coach since 1975, replaces Bill Hunter as manager before the final game of the season. The Rangers down the Mariners, 9-4, in Corrales' debut.
- December 8, 1978: Texas trades Toby Harrah to the Indians for all-star third baseman Buddy Bell.
- April 29, 1980: Corbett sells majority interest in Rangers to H.E. (Eddie) Chiles.
- May 3, 1980: Fergie Jenkins becomes the fourth pitcher in history to win 100 games in each league when he downs Baltimore, 3-2, at Arlington Stadium.
- November 12, 1980: Former Senator Don Zimmer is named as the Rangers' eighth manager.
- April 30, 1981: Lefthander Rick Honeycutt sets a club record with his fourth consecutive shutout, a 7-0, five-hitter over Kansas City at Arlington Stadium.
- May 25, 1981: Bill Stein sets an AL record with his seventh consecutive pinch hit, breaking the mark of Baltimore's Bob Johnson.



June 11, 1981: Fergie Jenkins and the Rangers blow a 3-1, sixth-inning lead as the Brewers rally for a 6-3 victory on the last day before the players' strike. Had Texas held on to win, it would have remained in first place and clinched a playoff spot.

July 4-7-10, 1982: Larry Parrish ties a ML record with 3 grand slams in one week. In 10 games, Parrish collects 19 RBI and bats .514 (18-35).

July 28, 1982: Don Zimmer is dismissed as Rangers' manager. Coach Darrell Johnson is named interim manager.

November 1, 1982: Former Astros third baseman Doug Rader is tabbed as Texas skipper.

July 3, 1983: The Rangers set a major league record by scoring 12 runs in an extra inning. Texas send 16 batters to the plate in the 15th inning at Oakland to post a 16-4 victory.

August 11, 1983: The City of Arlington and the Rangers announce a new option contract giving the ballclub complete control of Arlington Stadium.

October, 1983: The Rangers finish the season with a 3.31 ERA and a .962 fielding percentage, both best in the American League.

September 30, 1984: California's Mike Witt becomes 13th pitcher in ML history with a perfect game when he retires 27 straight Rangers at Arlington Stadium.

April 29, 1985: Larry Parrish hits three homers as Texas defeats the Yankees, 7-5, at Arlington Stadium. It is the fourth time in his career for Parrish to accomplish the feat and he becomes the fifth player in major league history to do it in both leagues.

May 16, 1985: Bobby Valentine is named to succeed Doug Rader as Rangers manager.

July 23, 1985: Oddibe McDowell becomes the first Ranger ever to hit for the cycle with a 5-for-5 effort against the Cleveland Indians at Arlington Stadium. His eight consecutive hits (three the previous game) tie a team record.

November 3, 1987: The Rangers purchase Arlington Stadium from the City of Arlington.

December 7, 1988: 41-year-old pitcher Nolan Ryan signs with the Rangers as a free agent.

March 18, 1989: An investor group led by George W. Bush and Edward W. (Rusty) Rose purchases controlling interest in the Rangers from Eddie Chiles.

August 22, 1989: Nolan Ryan strikes out Oakland's Rickey Henderson to become the first pitcher in ML history to record 5,000 career strikeouts.

June 11, 1990: At Oakland, Nolan Ryan pitches his sixth career no-hitter in a 5-0 shutout over the A's.

July 31, 1990: Nolan Ryan defeats the Brewers, 11-3, at Milwaukee for his 300th career victory.

October 24, 1990: The Rangers and the City of Arlington announce plans to build a new ballpark and complex adjacent to Arlington Stadium.

January 19, 1991: City of Arlington voters approve a one-half cent sales tax to finance up to \$135 million of municipal bonds for construction of ballpark.

May 1, 1991: Nolan Ryan throws his seventh career no-hitter in a 3-0 win over Toronto at Arlington Stadium. His seven no-hitters are a major league record and at 44 years, three months and one day, Ryan is the oldest pitcher ever to throw a no-hitter.

October 30, 1991: Official groundbreaking ceremony takes place for new ballpark complex.

April 24, 1992: Actual construction begins on the new ballpark with the first game to take place on Opening Day, 1994.

July 9, 1992: Bobby Valentine is dismissed as manager, and replaced on an interim basis by Toby Harrah. A week later, Harrah accepts the position on a full-time basis.

October 26, 1992: Kevin Kennedy is appointed as Rangers manager.

September 12, 1993: Nolan Ryan pitches in his final game at Arlington Stadium on "Nolan Ryan Appreciation Day." The Twins post a 4-2 victory over the Rangers, but following the game, Ryan is honored in an on-field ceremony.

October 3, 1993: The Royals defeat the Rangers, 4-1, before 41,039 at the final game in Arlington Stadium history. Arlington Stadium closes its doors after hosting major league baseball for 22 years.

April 1, 1994: The Rangers play the first game at The Ballpark in Arlington, losing to the New York Mets in an exhibition contest, 10-7.

April 11, 1994: The Rangers fall to Milwaukee, 4-3, in the first regular-season game at The Ballpark in Arlington.

July 28, 1994: Kenny Rogers becomes the first Ranger pitcher to ever throw a perfect game, blanking the Angels, 4-0, at The Ballpark in Arlington.

October 14, 1994: Johnny Oates, manager of the Baltimore Orioles since 1991, is named as the 14th full-time manager in Rangers history.

July 11, 1995: The Rangers host the 66th All-Star Game at The Ballpark in Arlington, as the NL posts a 3-2 victory over the AL.

September 15, 1996: Texas retires Nolan Ryan's uniform number 34, the first retired number in franchise history.

September 27, 1996: The Rangers clinch their first post-season appearance in franchise history as Seattle loses to Oakland, giving Texas the American League West Division championship.

October 1, 1996: The Rangers play the first post-season game in franchise history, defeating the New York Yankees, 6-2, in Game One of the American League Division Series at Yankee Stadium.

October 4, 1996: Playoff baseball finally comes to Arlington, but the Yankees score 2 runs in the 9th inning for a 3-2 victory over Texas.

November, 1996: Johnny Oates becomes the first Texas manager to win the BBWAA AL Manager of the Year award. Juan Gonzalez, who set team records with 47 homers and 144 RBI, becomes the second Rangers player to win the BBWAA AL Most Valuable Player award.

December 16, 1996: John Wetteland, the 1996 World Series MVP with the Yankees, signs a four-year contract to pitch for the Rangers.

June 12, 1997: The San Francisco Giants defeat the Rangers, 4-3, before 46,507 at The Ballpark in Arlington in the first regular season interleague game in major league history. Darren Oliver throws the first pitch.

June 30, 1997: Bobby Witt hits a solo homer off Ismael Valdes at Dodger Stadium, the first American League pitcher to go deep in a regular season game since Baltimore's Roric Harrison on October 3, 1972 (first game) at Cleveland. It is the first home run by a pitcher in Texas Rangers history.

January 7, 1998: An investor group led by Thomas O. Hicks agrees to acquire the Rangers in a \$250 million transaction.

June 10, 1998: Major League owners unanimously approve transfer of ownership of Texas Rangers to Thomas O. Hicks at ML meetings in Seattle.

September 25, 1998: The Rangers clinch American League West Division Championship in Seattle when Anaheim loses to Oakland.

October 2, 1998: The New York Yankees complete a three-game sweep of the Rangers in AL Division Series with a 4-0 win at The Ballpark in Arlington. The game is delayed 3:16 in the sixth inning due to rain.

January 5, 1999: Nolan Ryan elected to National Baseball Hall of Fame in his first year of eligibility. He announced that he will be the first Hall of Famer to ever have a Texas Rangers cap on his plaque in Cooperstown, N.Y.

April 29, 1999: Tom Schliefer resigns as Rangers President.

May 7, 1999: Jim Lites named Rangers President.

July 25, 1999: Nolan Ryan inducted into the National Baseball Hall of Fame in Cooperstown, NY.

Sept. 26, 1999: The Rangers defeat Oakland, 10-3, to clinch the American League West Division title.

Oct. 9, 1999: The New York Yankees win their ninth straight playoff game against the Rangers, completing their second straight three-game sweep of the Rangers in the AL Division Series with a 3-0 win at The Ballpark in Arlington.

November 18, 1999: Ivan Rodriguez wins the 1999 BBWAA AL Most Valuable Player Award.

Dec. 11, 2000: The Rangers complete a busy 4 days at the Baseball Winter Meetings in Dallas by signing free agent shortstop Alex Rodriguez to a 10-year contract. Texas also adds 3 other free agents, pitcher Mark Petkovsek and infielders Ken Caminiti and Andres Galarraga during the meetings.

May 4, 2001: Johnny Oates steps down as manager. Third base coach Jerry Narron named manager for remainder of season. Narron receives two-year contract extension through 2003 on June 2.

September 28, 2001: Alex Rodriguez becomes the first shortstop in Major League history to hit 50 homers in a season with his blast off Ismael Valdes at Anaheim. Rodriguez leads the American League with a club-record 52 homers.

October 7, 2001: Doug Melvin dismissed as General Manager.

November 1, 2001: John Hart appointed Rangers seventh General Manager, receiving a three-year contract. Grady Fuson named Assistant General Manager, Player Development and Scouting.

March 18, 2002: Jim Lites resigns as Rangers President, Mike Cramer, President of Southwest Sports Group, assumes duties as team president.

October 1, 2002: Jerry Narron dismissed as Manager.

October 11, 2002: Buck Showalter signs four-year contract as Rangers manager.

May 11, 2003: Rafael Palmeiro becomes the 19th player in ML history to hit 500 HRs, connecting off Cleveland's David Elder in the 7th inning.

August 2, 2003: Charlie Hough, Johnny Oates, Nolan Ryan and Jim Sundberg become first inductees in Texas Rangers Baseball Hall of Fame.



May 7, 2004: The Rangers' home park is officially renamed "Ameriquest Field in Arlington" following the announcement of a 30-year agreement with Ameriquest Mortgage Company.

July 31, 2004: Buddy Bell, Ferguson Jenkins and Tom Vandergriff are inducted into the Texas Rangers Hall of Fame prior to a 9-4 loss to the Athletics.

October 29, 2004: Jeff Cogen is named Rangers Team President.

August 5, 2005: John Wetteland and Mark Holtz are inducted into the Texas Rangers Hall of Fame prior to a 10-5 loss to the Baltimore Orioles.

October 6, 2005: Texas retires Johnny Oates' uniform number 26 prior to a 10-3 victory over the Baltimore Orioles.

August 4, 2005: John Hart resigns as Executive Vice President/General Manager to become Senior Advisor/Baseball Operations and Assistant General Manager Jon Daniels is promoted to GM. Daniels becomes the youngest GM in Major League Baseball history at 28 years, 41 days.

April 28, 2006: Kevin Mench homers in his 7th consecutive game, becoming the first right-handed batter in ML history to accomplish that feat.

July 11, 2006: Michael Young named All-Star Game MVP with 2-run, game-winning triple in the 9th inning at Pittsburgh's PNC Park.

October 4, 2006: Buck Showalter dismissed as manager.

November 6, 2006: Ron Washington is named the 17th full-time manager in club history.

March 19, 2007: Club's home renamed Rangers Ballpark in Arlington.

August 11, 2007: Rusty Greer is inducted into the Texas Rangers Hall of Fame prior to a 3-0 loss to Tampa Bay at Rangers Ballpark.

August 22, 2007: The Rangers establish several modern Major League records with a 30-3 win in the first game of a doubleheader in Baltimore.

February 6, 2008: Nolan Ryan returns to the club as Team President, just the third Hall of Fame Team President in major league history.

July 14, 2008: Josh Hamilton captures the nation's attention with his record-setting performance in the Home Run Derby at Yankee Stadium.

April 15, 2009: Ian Kinsler becomes the first player since 1900 to record a 6-hit cycle in a 9-inning game in the Rangers' 19-6 win over Baltimore at Rangers Ballpark in Arlington.

August 1, 2009: Toby Harrah and Ruben Sierra become the 11th and 12th members to be inducted into the Texas Rangers Hall of Fame.

August 12, 2010: Rangers Baseball Express LLC, the group headed by Chuck Greenberg and Nolan Ryan, completes its purchase of the Texas Rangers to become the sixth owner in team history.

September 25, 2010: The Rangers win in Oakland, 4-3, to clinch the A.L. West Division title and earn a playoff spot for the first time since 1999.

October 12, 2010: The Rangers capture the first postseason series in franchise history, winning at Tampa Bay, 5-1, to capture their American League Division Series, 3-2.

October 22, 2010: The Rangers earn their first American League pennant with a 6-1 victory over the New York Yankees in Game 6 of the ALCS.

October 27, 2010: The Rangers lose at San Francisco, 11-7, in the first World Series game in franchise history.

October 30, 2010: The Rangers earn the first World Series victory in franchise history with a 4-2 victory over the Giants in Game 3 at Rangers Ballpark.

March 11, 2011: Nolan Ryan named CEO after Chuck Greenberg leaves organization.

August 6, 2011: LHP Kenny Rogers inducted as the 14th member of the Texas Rangers Hall of Fame

September 23, 2011: The Rangers clinch their 2nd consecutive A.L. West Division title with a win over Seattle and a Los Angeles Angels loss to Oakland.

October 4, 2011: The Rangers earn a 2nd straight 4-3 victory at Tampa Bay to win their American League Division Series, 3 games to one.

October 15, 2011: The Rangers win a 2nd consecutive American League pennant with a 15-5 victory over Detroit in Game 6 of the ALCS.

October 28, 2011: The Rangers lose at St. Louis, 6-2, giving the Cardinals the World Series championship in an exciting 7-game series.

January 18, 2012: The Rangers sign Nippon Professional Baseball star pitcher Yu Darvish to a 6-year contract.

May 8, 2012: Josh Hamilton produces the 16th four-homer game in Major League history at Baltimore.

July 5, 2012: Yu Darvish selected to A.L. All-Star Team in All-Star Game Final Vote balloting to give the Rangers a team-record eight All-Stars.

September 30, 2012: The Rangers defeat the Los Angeles Angels, 8-7, in the night game of the first home split doubleheader in team history to clinch their third consecutive playoff appearance.

October 5, 2012: The Rangers are eliminated from the playoffs with a 5-1 loss to the Orioles in Arlington in the first-ever A.L. Wild Card Game.

August 4, 2013: Ron Washington becomes the Rangers' all-time winningest manager with his 582nd career victory at Oakland.

October 1, 2013: In a tiebreaker game to decide the second A.L. Wild Card, the Rangers lose to Tampa Bay, 5-2 at Arlington. It is the 10th one-game tiebreaker in ML history.

October 17, 2013: Nolan Ryan announces his retirement as CEO of the Texas Rangers.

February 1, 2014: Michael Young announces his retirement as an active player. Young retires as a Texas Ranger.

February 5, 2014: The Rangers and Globe Life Accident And Insurance Company announce a 10-year agreement establishing Globe Life Park in Arlington as the new name for Rangers Ballpark in Arlington.

September 5, 2014: Ron Washington resigns as manager. Tim Bogar appointed interim manager for remainder of season.

October 16, 2014: Jeff Banister appointed as the 18th full-time manager in Rangers history.

July 11, 2015: Juan Gonzalez and Jeff Russell are inducted as the 18th and 19th members of the Texas Rangers Baseball Hall of Fame.

August 3, 2015: Adrian Beltré becomes the fourth player in Major League history to hit for the cycle on three occasions in a 12-9 win over Houston at Globe Life Park in Arlington.

October 4, 2015: Cole Hamels pitches a 3-hit complete game as the Rangers defeat the Los Angeles Angels, 9-2 to clinch their sixth A.L. West Division title.

October 14, 2015: Backed by a four-run seventh inning, the Toronto Blue Jays advance to the ALCS with a 6-3 win over the Rangers in Game 5 of the ALDS at Rogers Centre.

May 20, 2016: The Rangers and the City of Arlington announce a master agreement for a public-private partnership to build a new ballpark that will be located south of Globe Life Park in Arlington and open for the 2020 season.

June 30, 2016: Michael Young is inducted as the 20th member of the Texas Rangers Baseball Hall of Fame.

September 23, 2016: The Rangers clinch their 2nd consecutive and 7th overall A.L. West Division title with a 3-0 win in Oakland.

October 9, 2016: The Rangers drop a 7-6, 10-inning decision at Toronto to give the Blue Jays a 3-game sweep in the ALDS.

November 8, 2016: The City of Arlington's bonds to finance the new ballpark project are approved by the voters in a City referendum.

January 18, 2017: Ivan Rodriguez becomes the 52nd player elected by the BBWAA to the National Baseball Hall of Fame on the first ballot.

July 30, 2017: Adrian Beltré becomes the 31st player in Major League history to reach the 3,000 career hit plateau with his fourth inning double off Baltimore's Wade Miley at Globe Life Park in Arlington.

July 30, 2017: Ivan Rodriguez joins Jeff Bagwell, Tim Lincecum, John Schueholz, and Allan H. "Bud" Selig as inductees in the class of 2017 into the National Baseball Hall of Fame in Cooperstown, New York.

September 28, 2017: The official groundbreaking for the new Globe Life Field takes place on the ballpark site in Arlington.

August 7, 2018: Bartolo Colon recorded his 246th career win to become the all-time Major League leader in victories by a native of Latin America.

September 21, 2018: Jeff Banister was dismissed as Rangers' manager. Don Wakamatsu named interim manager.

November 3, 2018: Chris Woodward was appointed as the 19th fulltime manager in Texas Rangers' history.

November 20, 2018: Adrián Beltré announced his retirement as an active player.

January 25, 2019: The Rangers announced that the club will retire Adrián Beltré's uniform number 29 on June 8, 2019



DALLAS-FORT WORTH BBWAA CHAPTER AWARD WINNERS

YEAR	PLAYER	PITCHER	ROOKIE
1973	Jeff Burroughs	Jim Bibby	----
1974	Jeff Burroughs	Ferguson Jenkins	Mike Hargrove
1975	Toby Harrah	Gaylord Perry	Roy Howell
1976	Tom Grieve	Nelson Briles	Tommy Boggs
1977	Jim Sundberg	Doyle Alexander	Bump Willis
1978	Al Oliver	Ferguson Jenkins	Steve Comer
1979	Buddy Bell	Jim Kern	Pat Putnam
1980	Mickey Rivers	Danny Darwin	John Butcher
1981	Buddy Bell	Steve Comer/ Rick Honeycutt	Dave Schmidt
1982	Buddy Bell	Charlie Hough	Dave Hostetler
1983	George Wright	Charlie Hough	Mike Smithson
1984	Larry Parrish	Frank Tanana	Curtis Wilkerson
1985	Pete O'Brien	Charlie Hough	Oddibe McDowell
1986	Larry Parrish	Charlie Hough	Pete Incaviglia
1987	Ruben Sierra	Charlie Hough	Jerry Browne
1988	Ruben Sierra	Charlie Hough	Cecil Espy
1989	Ruben Sierra	Nolan Ryan	Kevin Brown
1990	Rafael Palmeiro	Bobby Witt	Jeff Huson
1991	Ruben Sierra	Jose Guzman	Ivan Rodriguez
1992	Juan Gonzalez	Kevin Brown	Jeff Frye
1993	Juan Gonzalez	Tom Henke	David Hulse
1994	Jose Canseco	Kenny Rogers	Rusty Greer
1995	Ivan Rodriguez	Kenny Rogers	Bengi Gil
1996	Juan Gonzalez	Ken Hill	Mark Brandenburg
1997	Juan Gonzalez	Darren Oliver	Manny Patterson
1998	Juan Gonzalez	Rick Helling	not awarded
1999	Rafael Palmeiro	Aaron Sele	Jeff Zimmerman
2000	Rafael Palmeiro	Rick Helling	Mike Lamb
2001	Alex Rodriguez	Jeff Zimmerman	Michael Young
2002	Alex Rodriguez	Kenny Rogers	Kevin Mench
2003	Alex Rodriguez	John Thomson	Mark Teixeira
2004	Michael Young	Francisco Cordero	Frank Francisco
2005	Michael Young	Kenny Rogers	Chris Young
2006	Gary Matthews Jr.	Akinori Otsuka	Ian Kinsler
2007	Michael Young	Joquin Benoit	David Murphy
2008	Josh Hamilton	Vicente Padilla	Chris Davis
2009	Michael Young	Scott Feldman	Elvis Andrus
2010	Josh Hamilton	C.J. Wilson	Neftali Feliz
2011	Michael Young	C.J. Wilson	Craig Gentry
2012	Adrian Beltre	Matt Harrison	Yu Darvish
2013	Adrian Beltre	Yu Darvish	Martin Perez
2014	Adrian Beltre	Yu Darvish	Rougned Odor
2015	Prince Fielder	Shawn Tolleson	Delino DeShields
2016	Adrian Beltre	Cole Hamels	Nomar Mazara
2017	Elvis Andrus	Alex Claudio	Austin Bibens-Dirkx
2018	Shin-Soo Choo	José Leclerc	Isiah Kiner-Falefa

*Awarded posthumously

RANGERS PLAYERS OF THE MONTH (selected by DFW media)

YEAR	APRIL	MAY	JUNE	JULY	AUGUST	SEPT./OCT.
1998	Gonzalez & I. Rodriguez	Gonzalez	Clark	Greer	Kelly	Helling & Stottlemire
1999	Stevens	Palmeiro	Palmeiro	Zeile	Palmeiro & I. Rodriguez	Gonzalez
2000	I. Rodriguez	Alicea	Rogers	Helling	Greer	Palmeiro
2001	Velarde	A. Rodriguez	Sierra	Zimmerman	Catalanotto	Palmeiro
2002	A. Rodriguez	A. Rodriguez	Mench	A. Rodriguez	A. Rodriguez	A. Rodriguez
2003	Everett	Palmeiro	Garcia	M. Young	A. Rodriguez	M. Young
2004	M. Young	Rogers	Blalock	Teixeira	Cordero	M. Young
2005	Park	Rogers	M. Young	Matthews Jr.	C. Young	Teixeira
2006	Blalock	Matthews Jr.	DeRosa	Teixeira	DeRosa	Tejada
2007	Kinsler	Teixeira	Byrd	C. J. Wilson	Catalanotto	M. Young
2008	Hamilton	Hamilton	Kinsler	C. Davis	Byrd	Blalock
2009	Millwood	Cruz	Millwood	Hunter	Feldman	Byrd
2010	Lewis	Guerrero	Hamilton	Hamilton	C.J. Wilson	Murphy
2011	Ogando	M. Young	C.J. Wilson	Holland	Napoli	Beltré
2012	Hamilton	Hamilton	Harrison	Feldman	Beltré	Beltré
2013	Darvish	Beltré	Cotts & Nathan	Beltré	Beltré	Gentry
2014	Perez	Rios	Beltré	Beltré	Rosales	Holland
2015	N. Martinez	Fielder	Moreland	Odor	Gallardo	Choo
2016	Andrus	Desmond	Desmond	Odor	Beltré	Andrus
2017	Gallo	Andrus	Andrus	Beltré	Beltré	Claudio
2018	Colon	Mazara	Choo	Odor	Leclerc	Beltré

MOST TIMES, RANGERS PLAYER OF THE MONTH

NO.	PLAYER	NO.	PLAYER
12	Adrian Beltré	6	Josh Hamilton
7	Alex Rodriguez	4	Mark Teixeira
7	Michael Young	4	Elvis Andrus
6	Rafael Palmeiro		

AMERICAN LEAGUE

PLAYER OF THE WEEK

Jeff Burroughs	5/21/1974
Jeff Burroughs	8/6/1974
Fergie Jenkins	9/17/1974
Jeff Burroughs	5/2/1976
Bert Blyleven	6/27/1976
Ferguson Jenkins	4/30/1978
Jim Sundberg	5/21/1978
Al Oliver	7/30/1978
Buddy Bell	6/17/1979
Richie Zisk	7/22/1979
Buddy Bell	6/29/1980
Buddy Bell	7/13/1980
Al Oliver	9/21/1980
Al Oliver	5/31/1981
Danny Darwin	6/7/1981
George Wright	6/19/1983
Rick Honeycutt	7/24/1983
Pete O'Brien	5/27/1984
Larry Parrish	6/17/1984
Gary Ward	8/28/1984
Gary Ward	5/26/1985
Oddibe McDowell	7/28/1985
Pete O'Brien	8/25/1985
Oddibe McDowell	6/8/1986
Rafael Palmeiro	5/28/1989
Nolan Ryan	6/17/1990
Nolan Ryan	8/5/1990
Nolan Ryan	5/5/1991
Ruben Sierra	9/8/1991
Rafael Palmeiro	7/12/1992
Kevin Brown	5/9/1993
Rafael Palmeiro	7/4/1993
Rafael Palmeiro	8/1/1993
Will Clark	5/8/1994
Kenny Rogers	7/31/1994
Juan Gonzalez	9/10/1995
Mickey Tettleton	10/1/1995
Dean Palmer	4/21/1996
Juan Gonzalez	8/4/1996
Rusty Greer	6/15/1997
Ivan Rodriguez	5/3/1998
Juan Gonzalez	9/6/1998
Todd Zeile	7/25/1999
Rafael Palmeiro	8/22/1999
Gabe Kapler	7/30/2000
Alex Rodriguez	4/15/2001
Alex Rodriguez	9/23/2001
Michael Young	6/16/2002
Alex Rodriguez	7/14/2002
Alex Rodriguez	8/18/2002
Carl Everett	4/20/2003
Juan Gonzalez	5/4/2003
Mark Teixeira	7/4/2004
Alfonso Soriano	5/9/2005
Mark Teixeira	5/23/2005
Mark Teixeira	9/6/2005
Kevin Mench	5/1/2006
Mark DeRosa	8/14/2006
Gary Matthews Jr.	9/18/2006
Ian Kinsler	4/16/2007
Milton Bradley	6/9/2008
Marlon Byrd	8/11/2008
Hank Blalock	9/30/2008
Ian Kinsler	4/20/2009
Michael Young	8/24/2009
Marlon Byrd	9/28/2009
Nelson Cruz	5/24/2010
Josh Hamilton & Colby Lewis	6/14/2010
Bengie Molina	7/19/2010
Michael Young	6/27/2011
C. J. Wilson	9/12/2011
Josh Hamilton	5/13/2012
Adrian Beltre	8/26/2012
Adrian Beltre	7/7/2013
Alex Rios	9/29/2013
Kevin Kouzmanoff	4/20/2014
Rougned Odor	7/26/2015
Prince Fielder	9/20/2015
Adrian Beltre	10/4/2015
Mitch Moreland	7/31/2016
Rougned Odor	9/4/2016
Nomar Mazara	4/9/2017
Adrian Beltre	7/30/2017
Rougned Odor	7/22/2018
Rougned Odor	8/5/2018

MOST TIMES, A.L. PLAYER OF WEEK AS RANGER

NO.	PLAYER	NO.	PLAYER	NO.	PLAYER
5	Rafael Palmeiro	4	Rougned Odor	3	Nolan Ryan
4	Alex Rodriguez	3	Jeff Burroughs	3	Mark Teixeira
4	Juan Gonzalez	3	Buddy Bell	3	Michael Young
4	Adrian Beltré	3	Al Oliver		

FRONT OFFICE
COACHES
PLAYERS
2018 REVIEW
OPONENTS
RECORDS
DEVELOPMENT
MEDIA



ALL-STAR GAME APPEARANCES

BATTING								BATTING									
AB	R	H	2B	3B	HR	RBI		AB	R	H	2B	3B	HR	RBI			
1973	Dave Nelson, 3B	0	0	0	0	0	0	2001	Alex Rodriguez, 3B-SS*	2	0	0	0	0	0	0	
	Jim Spencer, PH	1	0	0	0	0	0		Ivan Rodriguez, C*	2	0	1	0	0	0	1	
1974	Jeff Burroughs, LF*	0	0	0	0	0	0	2002	Alex Rodriguez, SS*	2	0	0	0	0	0	0	
	Jim Sundberg, C	Did not play							2003	Alex Rodriguez, SS*	3	1	1	0	0	0	0
1975	Mike Hargrove, PH	1	0	0	0	0	0		Hank Blalock, PH-3B	1	1	1	0	0	1	2	
	Toby Harrah, SS	Did not play							2004	Alfonso Soriano, 2B (MVP)	3	1	2	0	0	1	3
1976	Toby Harrah, SS*	2	0	0	0	0	0		Michael Young, PH-SS	2	0	0	0	0	0	0	
1977	Bert Campaneris, SS	1	1	0	0	0	0		Hank Blalock, PH-3B	2	0	0	0	0	0	0	
1978	Richie Zisk, RF*	2	0	1	0	0	0	2005	Alfonso Soriano, PR-2B	1	1	0	0	0	0	0	
	Jim Sundberg, C	0	0	0	0	0	0		Mark Teixeira, 1B*	3	1	1	0	0	1	2	
1980	Al Oliver, LF	1	0	0	0	0	0		Michael Young, SS	1	0	1	1	0	0	0	
	Buddy Bell, 3B	2	0	0	0	0	0	2006	Michael Young, 2B (MVP)	2	0	1	0	1	0	2	
1981	Al Oliver, PH	1	0	0	0	0	0		Gary Matthews Jr., LF	1	0	1	0	0	0	0	
	Buddy Bell, 3B	1	0	0	0	0	1	2007	Michael Young, SS	Did not play							
1982	Buddy Bell, 3B	3	0	0	0	0	0	2008	Josh Hamilton, CF*-LF	3	0	1	0	0	0	0	
1984	Buddy Bell, 3B	1	0	0	0	0	0		Milton Bradley, DH*	2	0	0	0	0	0	0	
1985	Gary Ward, PH	1	0	0	0	0	0		Ian Kinsler, PR-2B	5	0	1	0	0	0	0	
1987	Larry Parrish, PH	1	0	1	0	0	0		Michael Young, SS	4	0	1	0	0	0	1	
1989	Julio Franco, 2B*	3	0	1	0	0	0	2009	Josh Hamilton, CF*	3	0	1	0	0	0	1	
	Ruben Sierra, RF*	3	1	2	0	0	0		Michael Young, 3B*	3	0	1	0	0	0	0	
1990	Julio Franco, 2B (MVP)	3	0	1	1	0	2		Nelson Cruz, OF	Did not play							
1991	Rafael Palmeiro, PH-1B	0	0	0	0	0	0	2010	Josh Hamilton, CF*-RF	3	0	1	0	0	0	0	
	Ruben Sierra, PH-OFF	2	0	0	0	0	0		Vladimir Guerrero, DH*	2	0	0	0	0	0	0	
	Julio Franco, 2B	Did not play							Elvis Andrus, PR-SS	1	0	0	0	0	0	0	
1992	Kevin Brown, P*	1	0	0	0	0	0	2011	Josh Hamilton, LF*	2	0	1	0	0	0	0	
	Ivan Rodriguez, C	2	0	0	0	0	0		Adrian Beltre, 3B*	2	0	1	0	0	0	0	
	Ruben Sierra, OF	2	2	1	0	0	1	2	Michael Young, 3B	1	0	0	0	0	0	0	
1993	Ivan Rodriguez, C*	2	1	1	1	0	0	2012	Josh Hamilton, LF*	2	0	0	0	0	0	0	
	Juan Gonzalez, RF	1	0	0	0	0	0		Adrian Beltre, 3B*	2	0	0	0	0	0	0	
1994	Ivan Rodriguez, C*	5	1	2	0	0	0		Mike Napoli, C*	2	0	1	0	0	0	0	
	Will Clark, 1B	2	0	2	0	0	0		Ian Kinsler, PH-2B	2	0	0	0	0	0	0	
1995	Ivan Rodriguez, C*	3	0	0	0	0	0		Elvis Andrus, 3B	1	0	0	0	0	0	0	
1996	Ivan Rodriguez, C*	2	0	0	0	0	0	2013	Nelson Cruz, RF	1	0	0	0	0	0	0	
1997	Ivan Rodriguez, C*	2	0	0	0	0	0		Adrian Beltre, 3B	0	0	0	0	0	0	0	
1998	Juan Gonzalez, RF*	3	0	0	0	0	1	2014	Prince Fielder, DH	1	0	1	0	0	0	2	
	Ivan Rodriguez, C*	4	1	3	0	0	0	2015	Prince Fielder, DH	1	0	0	0	0	0	2	
1999	Rafael Palmeiro, DH*	2	0	1	0	0	1	2016	Ian Desmond, CF	1	0	0	0	0	0	0	
	Ivan Rodriguez, C*	2	0	0	0	0	0	2018	Shin-Soo Choo, PH-DH	2	1	1	0	0	0	0	
2000	Ivan Rodriguez, C*	3	0	1	0	0	0										

PITCHING								PITCHING									
IP	H	R	ER	BB	SO			IP	H	R	ER	BB	SO				
1979	Jim Kern (LP)	2.0	2	2	2	3	3	2005	Kenny Rogers	1.0	3	2	2	0	1		
1983	Rick Honeycutt	2.2	2	2	2	0	0	2010	Cliff Lee	1.0	0	0	0	0	1		
1986	Charlie Hough	1.2	2	2	1	0	3		Neftali Feliz	Did not pitch							
1988	Jeff Russell	1.0	1	0	0	1	0	2011	C.J. Wilson (LP)	1.0	3	3	3	0	1		
1989	Nolan Ryan (WP)	2.0	1	0	0	0	3		Alexi Ogando	0.2	0	0	0	0	0		
	Jeff Russell	1.0	1	1	1	1	0	2012	Joe Nathan	1.0	0	0	0	0	0		
1992	Kevin Brown* (WP)	1.0	0	0	0	0	1		Matt Harrison	1.0	4	3	3	0	0		
1995	Kenny Rogers	1.0	1	1	1	0	2		Yu Darvish	Did not pitch							
1996	Roger Pavlik	2.0	3	2	2	0	2	2013	Joe Nathan (SV)	1.0	1	0	0	0	2		
1998	John Wetteland	1.0	0	0	0	0	1		Yu Darvish	Did not pitch							
	Aaron Sele	Did not pitch							2014	Yu Darvish	1.0	0	0	0	0	1	
1999	Jeff Zimmerman	1.0	0	0	0	2	0	2016	Cole Hamels	1.0	2	0	0	0	1		
	John Wetteland (SV)	1.0	1	0	0	0	1	2017	Yu Darvish	Did not pitch							
2004	Kenny Rogers	Did not pitch															
	Francisco Cordero	Did not pitch															

* - Starter

ALL-STAR TIDBITS

- With a pinch single in the 2018 ASG, Shin-Soo Choo became the 3rd Ranger with a pinch hit in the ASG (also Larry Parrish in 1987 and Prince Fielder in 2015).
- The 2017 contest marked the 3rd time in Texas history for no Ranger to appear in an All-Star Game (also 1972 and 2007).
- Yu Darvish (2012-13-14) became the 2nd A.L. pitcher to ever be an All-Star in as many as his 1st 3 ML seasons (rookie status in year one), joining Jonathan Papelbon in his 1st 4 years with Boston (2006-09).
- A Texas player had 10 straight All-Star Games with a plate appearance from 2003-12, the lone exception being 2007, when Michael Young (Rangers' only All-Star that year) did not play. Beginning in 1998, a Ranger has had a hit in 14 of the last 20 All-Star Games (Alex Rodriguez was 0-for-2 in 2002, Nelson Cruz was 0-for-1 in 2013, Adrian Beltre walked in lone PA in 2014, Ian Desmond was 0-for-1 in 2016, no player appeared in 2017).
- For the 2012 game in Kansas City, the Rangers set club records with: 8 total All-Stars, 5 position player selections, 3 pitcher selections, and 3 elected starters. It gave the Rangers the most active All-Stars (8) for one club since the 2004 Yankees (8).
- Adrian Beltre became the first Ranger ever elected to start an All-Star Game at third base in 2012 (although there had been 3 previous starts by Rangers at third base). Also in 2012, Mike Napoli joined Ivan Rodriguez (9) as the only Rangers to start a Classic behind the plate.
- In 2012, Yu Darvish became the 4th Rangers rookie selected, joining Jim Sundberg (1974), Jeff Zimmerman (1999), and Neftali Feliz (2010).
- The club saw at least 2 pitcher selections in 4 straight years from 2010-13, and had at least one pitcher in 5 consecutive seasons from 2010-14, this after no pitchers from 2006-09 and only 3 total selections in a 10-year span from 2000-09.
- The Rangers had at least one All-Star starter for 15 consecutive seasons from 1992-2005.
- Adrian Beltre (2, 2011-12), Josh Hamilton (5, 2008-12), Alex Rodriguez (3, 2001-03), and Ivan Rodriguez (9, 1993-2001) are the only Rangers to start more than one AS game.
- Michael Young is the only player with 2 game-winning RBI in the 9th inning or later in All-Star Game history dating to 1933 (2006 and 2008).
- Hank Blalock hit a game-winning, 2-run pinch HR off Eric Gagne in the bottom of the 8th Inning to give the A.L. a 7-6 win in 2003 at Chicago's U.S. Cellular Field. He became the 12th player to homer in his first All-Star at-bat.
- Juan Gonzalez (1993) and Ruben Sierra (1989) won the Home Run Derby. Josh Hamilton finished second despite a record showing in 2008, and Nelson Cruz took second in 2009.
- Nolan Ryan became the oldest All-Star winner ever with his relief victory in 1989.
- Kevin Brown is the only Ranger pitcher to ever start an All-Star Game, winning the 1992 game.
- Six Texas managers have served as coaches in an All-Star game: Whitey Herzog - 1973, Billy Martin - 1975, Pat Corrales - 1979, Bobby Valentine - 1988, Johnny Oates - 1995, 1997, Ron Washington - 2007.
- In 1972 infielder Toby Harrah was named to the squad as a replacement for injured Luis Aparicio, becoming the first Ranger All-Star, but Harrah was injured and replaced by Bobby Grich.

FRONT OFFICE
COACHES
PLAYERS
2018 REVIEW
OPPONENTS
RECORDS
DEVELOPMENT
MEDIA

MISCELLANEOUS STATS

RANGERS HITTING FOR THE CYCLE (10)

ODDIBE MCDOWELL (7/23/85) — Oddibe McDowell was the first player in Rangers' history to hit for the cycle, accomplishing that feat on July 23, 1985 vs. Cleveland at Arlington Stadium. McDowell doubled in the first inning, singled in the third and tripled in the fourth off starter Neal Heaton. He added another single in the sixth off Jeff Barkley and achieved the milestone with a solo HR off Tom Waddell in the eighth.

MARK TEIXEIRA (8/17/04) — On August 17, 2004 at Rangers Ballpark against Cleveland, Teixeira became the 2nd player in Rangers history to hit for the cycle in a game, the first in over 19 years. Teixeira struck out in the first inning and doubled in the third off Tribe starter Cliff Lee. He homered in the fourth inning and tripled in the fifth off Cleveland reliever Rick White. Teixeira completed his cycle with a seventh inning single off reliever Cliff Bartosh before being removed for a pinch runner. **Notes:** At the time, was the 14th switch-hitter in ML history to hit for the cycle, and had 2 hits from each side of the plate in his cycle, just the 3rd known switch-hitter to do so (no info for Otis Clymer).

GARY MATTHEWS JR. (9/13/06) — On September 13, 2006 at Comerica Park in Detroit, Gary Matthews Jr. became the 3rd player in Texas Rangers history to hit for the cycle in a game. He went 4-for-4 with 3 runs and 3 RBI, becoming the first Rangers player to hit for the cycle on the road. Matthews singled in the first inning, doubled in the second, and tripled to center field in the fourth off Tiger starter Justin Verlander. He completed the cycle in the rare "natural order" with a solo home run off LHP Mike Maroth on the first pitch to lead off the top of the sixth inning. Matthews became just the 14th player in major league history and seventh in the A.L. to hit for the cycle in natural order (1B, 2B, 3B, HR). Became the 19th switch-hitter in major league history to hit for the cycle.

IAN KINSLER (4/15/09) — On April 15, 2009 at Rangers Ballpark in Arlington, Ian Kinsler became the 4th player in team history to cycle in a game against Baltimore. He went 6-for-6 with 5 runs, 4 RBI, and 13 total bases, becoming the first player in the modern era (since 1900) to have a 6-hit cycle in a 9-inning game. Kinsler doubled in the first inning, homered in the third, and singled in the fourth off starter Mark Hendrickson. He singled again in the fourth off Radhames Liz, tripled in the sixth off Brian Bass, and doubled again in the eighth off Matt Albers. **Notes:** Established a club record for hits in a 9-inning game, and also matched club records for extra-base hits (4) and runs scored (5) in a single game...historic game occurred on Jackie Robinson Day throughout MLB, as he wore a nameless no. 42 jersey for the contest.

BENGIE MOLINA (7/16/10) — On July 16, 2010 at Fenway Park in Boston, Bengie Molina became the 5th player in team history to cycle. Molina singled in the second and doubled in the fourth off starter Felix Doubront. He then hit a grand slam in the fifth off Fernando Cabrera and tripled in the eighth off Ramon Ramirez to complete his cycle. He left the game with tightness in his right quadriceps after the triple. It was one of 4 cycles in the majors that season, the only one by an A.L. player. **Notes:** It was the 15th time a catcher has hit for the cycle, the first Ranger and first catcher ever with a cycle vs. the Red Sox...he was the 9th player, 8th since 1900, and first catcher ever with a grand slam as part of a cycle...was named A.L. Player of the Week for his efforts.

ADRIAN BELTRE (8/24/12) — On Aug. 24, 2012 at Rangers Ballpark against Minnesota, Adrian Beltre posted his second career cycle, the other coming with Seattle on Sept. 1, 2008 in Arlington. He became the first player in the modern era to cycle in the same park as both a home and visiting player. Beltre tripled in the first, doubled in the second, and homered in the fifth off starter Samuel Deduno. He then singled in the seventh off Kyle Waldrop to complete his cycle. **Notes:** Became just the second player in MLB history to have a 3-HR game and cycle in the same week, joining Joe DiMaggio in 1948...it was the first cycle by an A.L. player since Bengie Molina for Texas in 2010.

ALEX RIOS (9/23/13) — On Sept. 23, 2013 at Rangers Ballpark against Houston, Alex Rios recorded his first career cycle. Texas starter Derek Holland tossed a complete-game shutout in the 12-0 win. Elias Sports Bureau noted it was only the 5th time in a 100-year span for teammates to have a cycle and shutout in the same game, first instance since the 1998 A's (Jimmy Haynes/Mike Blowers). Rios had an RBI double in the first and infield single in the 3rd, both off starter Jordan Lyles. He hit a solo homer in the 5th, and triple to right-center in the 6th, both off David Martinez.

SHIN-SOO CHOO (7/21/15) — On July 21, 2015 at Coors Field against Colorado, Shin-Soo Choo recorded his first career cycle in the Rangers' 9-0 win. It was the 3rd time for a Texas batter to cycle in a shutout win, accounting for a 3rd consecutive instance. Choo doubled in the 2nd inning and homered in the 4th inning off Rockies starter Kyle Kendrick, then singled in the 5th inning against Yohan Flande. After grounding out versus Flande in the 7th, Choo led off the 9th with a triple against Rex Brothers to complete his cycle.

ADRIAN BELTRE (8/3/15) — Adrian Beltre became just the 4th player in MLB history with 3 career cycles (also Long John Reilly, Bob Meusel, Babe Herman) when he completed the feat on August 3, 2015 vs. Houston. Each of his 3 cycles came in Arlington, the only player ever to cycle 3 times in one park. He became the first batter with multiple cycles in a Texas uniform (also 8/24/12 vs. MIN). Beltre tripled in the first inning off starter Lance McCullers and doubled in the 2nd inning off Josh Fields. He also singled in the 3rd inning and homered in the 5th off Mike Fiers, becoming just the 6th player in the expansion era (since 1961) to hit for the cycle by the end of the 5th (credit Elias). It was the Rangers' 2nd cycle in a span of 2 weeks, the first time in club history with multiple cycles in a single season.

CARLOS GOMEZ (4/29/17) — Carlos Gomez registered his second career cycle on April 29, 2017 vs. Los Angeles-AL (also 5/7/08 at CWS), becoming just the fifth player in history to go at least 8 years between cycles (credit Elias). The others were Joe Cronin (1929-40), Joe DiMaggio (1937-48), George Brett (1979-90), and Chris Speier (1978-88). He doubled in the 1st inning, singled in the 3rd, and tripled in the 5th frame, all off Halos starter Jesse Chavez. He then hit a first-pitch home run off reliever Jose Valdez in the 7th, becoming the 4th Ranger ever with a 4-PA cycle (also Molina, Beltre in 2012, and Rios).

RANGERS HITTING FOR THE CYCLE (10)

DATE	PLAYER	OPP.	HITS
July 23, 1985	Oddibe McDowell	CLE	2B, 1B, 3B off Neal Heaton 1B off Jeff Barkley HR off Tom Waddell
Aug. 17, 2004	Mark Teixeira	CLE	2B off Cliff Lee HR & 3B off Rick White 1B off Cliff Bartosh
Sept. 13, 2006	Gary Matthews Jr.	@DET	1B, 2B, 3B off Justin Verlander HR off Mike Maroth
April 15, 2009	Ian Kinsler	BAL	2B, HR, 1B off Mark Hendrickson 1B off Radhames Liz 3B off Brian Bass 2B off Matt Albers
July 16, 2010	Bengie Molina	@BOS	1B & 2B off Felix Doubront HR off Fernando Cabrera 3B off Ramon Ramirez 3B off Kyle Waldrop
Aug. 24, 2012	Adrian Beltre	MIN	1B off Kyle Waldrop 2B, 1B off Jordan Lyles
Sept. 23, 2013	Alex Rios	HOU	HR, 3B off David Martinez 2B, HR off Kyle Kendrick 1B off Yohan Flande 3B off Rex Brothers
July 21, 2015	Shin-Soo Choo	@COL	2B off Yohan Flande 3B off Lance McCullers 2B off Josh Fields 1B and HR off Mike Fiers
Aug. 3, 2015	Adrian Beltre	HOU	2B, 1B, 3B off Jesse Chavez HR off Jose Valdez
April 29, 2017	Carlos Gomez	LAA	2B, 1B, 3B off Jesse Chavez HR off Jose Valdez

OPPONENTS HITTING FOR THE CYCLE (7)

DATE	PLAYER	TEAM	HITS
Aug. 29, 1972	Bobby Murcer	@NYY	2B & 3B off Mike Paul 1B off Paul Lindblad HR off Steve Lawson
Sept. 19, 1972	Cesar Tovar	@MIN	1B, 2B, 3B off Dick Bosman HR off Paul Lindblad
May 6, 1984	Cal Ripken Jr.	BAL	3B off Frank Tanana 1B off Jim Bibby 2B & HR off Dave Tobik
June 10, 1998	Dante Bichette	@COL	2B off Darren Oliver HR off Al Levine 3B off John Wetteland 1B off Danny Patterson
Aug. 17, 2001	Jeff Frye	@TOR	3B & 2B off Darren Oliver HR off Pat Mahomes 1B off Kevin Foster
Aug. 16, 2006	Chone Figgins	LAA	1B, 2B, HR off Adam Eaton 3B off Nick Masset
Sept. 1, 2008	Adrian Beltre	SEA	HR, 1B, 1B off Matt Harrison 2B off Luis Mendoza 3B off Josh Rupe



FRONT OFFICE
COACHES
PLAYERS
2018 REVIEW
OPPONENTS
RECORDS
DEVELOPMENT
MEDIA

TIED GAMES AND FORFEITS

DATE	OPPONENT	SCORE	SITUATION
Sept. 12, 1974	at Chicago	2-2	Game called after 6 innings-rain
June 2, 1980	at Chicago	1-1	Game called in bottom of 6th inning-rain
July 26, 1980	at Chicago	1-1	Game called in bottom of 6th inning-rain
May 24, 1983	at Kansas City	2-2	Game called after 5 innings-rain
July 17, 1996	at Baltimore	1-1	Game called in bottom of 6th inning-rain

In addition, the Rangers have earned one win by forfeit, June 4, 1974 at Cleveland. Trailing 5-3 entering the bottom of the ninth inning, the Indians scored twice to tie the game. With runners on first and third and two out in the bottom of the ninth, a large number of fans attending the "10 Cent Beer Night" at Municipal Stadium swarmed onto the field. After about 15 minutes of unruly action, umpire Nestor Chylak declared the Rangers winner by a 9-0 forfeit.

SUSPENDED GAMES

DATE	OPPONENT	SITUATION
May 14, 1975	Milwaukee	Game started 1:13 late due to rain and was suspended after 14 innings due to curfew. Resumed on May 15 and won by Milwaukee in 15 innings, 3-2.
May 26, 1976	Kansas City	Second game of doubleheader suspended after nine innings. Resumed on May 27 and won by Texas in 10 innings, 5-4.
April 28, 1989	Boston	Game suspended after 10 innings due to curfew at 1:21 a.m. following rain delay of 2:02. Resumed on April 29 and won by Texas in 12 innings, 7-6.
May 11, 1990	Cleveland	Game suspended at 10:31 p.m. due to rain in the top of the sixth inning with score tied, 4-4. Resumed on May 12 and won by Cleveland in nine innings, 5-4.
May 10, 1994	California	Suspended after eight innings due to curfew at 1:10 a.m. following a rain delay of 2:48 with score tied at 5-5. Resumed on May 11 and won by Angels, 8-6 in 10 innings.

OLDEST PLAYERS IN RANGERS HISTORY

PLAYER	LAST GAME WITH RANGERS	AGE
Nolan Ryan	September 22, 1993	46 yrs., 234 days
Bartolo Colon	September 22, 2018	45 yrs., 121 days
Charlie Hough	September 28, 1990	42 yrs., 266 days
Omar Vizquel	October 2, 2009	42 yrs., 161 days
Brian Downing	October 4, 1992	41 yrs., 361 days
Gaylord Perry	August 10, 1980	41 yrs., 330 days
Arthur Rhodes	July 31, 2011	41 yrs., 280 days
Tony Fossas	September 27, 1998	41 yrs., 4 days
Darren Oliver	September 26, 2011	40 yrs., 355 days
Tom Paciorek	October 4, 1987	40 yrs., 336 days

YOUNGEST PLAYERS IN RANGERS HISTORY

PLAYER	DEBUT WITH RANGERS	AGE
David Clyde	June 27, 1973	18 yrs., 66 days
Wilson Alvarez	July 24, 1989	19 yrs., 122 days
Jurickson Profar	September 2, 2012	19 yrs., 195 days
Ivan Rodriguez	June 20, 1991	19 yrs., 205 days
Juan Gonzalez	September 1, 1989	19 yrs., 316 days
Edwin Correa	April 9, 1986	19 yrs., 345 days

PITCHERS AND THE LONG BALL

On June 30, 1997, at Dodger Stadium, Texas pitcher Bobby Witt belted a solo home run off Ismael Valdez in the sixth inning of a 3-2 Rangers win. It was the first homer by an AL pitcher in a regular season game since Baltimore's Roric Harrison went deep on October 3, 1972 (G1) at Cleveland. In Game 4 of the 1974 World Series, Oakland's Ken Holtzman homered against the Dodgers. Witt hit the first home run by a Rangers pitcher since the franchise moved to Texas in 1972. The most recent homer by a pitcher in the franchise had been by Pete Broberg of the Washington Senators on September 19, 1971 vs. Boston at RFK Stadium.

Yu Darvish hit a home run on Aug. 24, 2016 at Cincinnati's Great American Ball Park off Tim Adleman in the fifth inning for the second and most recent long ball ever by a Texas pitcher. It snapped the Rangers' 19-year home run drought for pitchers, which had been the fifth-longest among all MLB clubs. Ian Desmond followed Darvish's blast with another home run, the first instance of an A.L. club hitting back-to-back home runs involving a pitcher since Tampa Bay on June 4, 2000 at New York-NL (Felix Martinez and Esteban Yan).

PITCHERS AT THE PLATE

Since the designated hitter rule was adopted in 1973, 11 Rangers pitchers have batted in a regular season American League game (listed below). Included in this list is an at-bat by David Murphy, who started in left field and ended the game as a pitcher on June 4, 2013 at Boston. Since 1973, Rangers pitchers have combined to bat .133 (50-376) with 11 doubles, 2 triples, 2 home runs and 20 RBI (including Murphy).

PITCHER	DATE	OPPONENT	SITUATION	RESULT
Ferguson Jenkins	10/2/74	at Minnesota	batted 9th in order	1-2 with a single
Bobby Witt	7/19/87	vs. New York	pinch-hitter	strikeout
Jeff Russell	9/5/88	vs. Oakland	pinch-hitter	fly out
Kevin Brown	8/9/90	at Cleveland	pinch-hitter	groundout
Mike Jeffcoat	8/2/91	at Milwaukee	DH in field	RBI double
Jeff Bronckey	5/30/93	at Boston	DH in field	ground out
Bob Tewksbury	6/8/95	vs. Kansas City	pinch-hitter	strikeout
Bobby Witt	8/5/97	vs. Boston	pinch-hitter	strikeout
John Wetteland	8/16/97	at New York	DH in field	RBI double
Bobby Witt	5/25/98	vs. Minnesota	pinch-hitter	pop out
David Murphy	6/4/13	at Boston	started in LF, pitched bottom of 8th	fly out

Last HR by Rangers Pitcher: Yu Darvish, Aug. 24, 2016 at Cincinnati

Last 3B by a Rangers Pitcher: C.J. Wilson, June 28, 2011 at Houston

Last 2B by a Rangers Pitcher: Mike Minor, Sept. 16, 2018 at San Diego

Last Pitcher to have 2 Hits in a Game: Colby Lewis, May 20, 2012 at Houston (2-for-4, 2 RBI)

Last Hit by a Rangers Pitcher: Mike Minor, Sept. 16, 2018 at San Diego (double)

Last RBI by a Rangers Pitcher: Cole Hamels, Sept. 6, 2017 at Atlanta (N)

1-0 GAMES

The Rangers have participated in 119 games decided by a 1-0 score, going 68-51. Team played 3 different 1-0 games in 2018, going 1-2, the last being a loss on 9/11/18 at LAA. Club is 9-4 in games finishing with a 1-0 score since the start of 2014, this after losing all four 1-0 games in 2013 (all Yu Darvish losses). The only 1-0 game in Arlington since the start of 2015 was a Texas win on 4/20/17 vs. KC. Texas has gone 16-10 in its 26 1-0 games since the start of 2008. Since 1986, the club is 36-27 in games with a 1-0 final.



THE RANGERS' BIGGEST INNING EVER**16 RUNS IN EIGHTH INNING, APRIL 19, 1996 VS. BALTIMORE**

Armando Benitez came in to pitch for the Orioles. Darryl Hamilton singled to left. With David Valle batting, Hamilton stole second. Valle walked. Benitez threw a wild pitch, Hamilton to third, Valle to second. Will Clark walked. Jesse Orosco came in to pitch for the Orioles. Juan Gonzalez doubled to center, Hamilton and Valle scored, Clark to third. Mickey Tettleton hit a sacrifice fly to left, Clark scored. Dean Palmer homered to left on the first pitch, Gonzalez and Palmer scored. Rusty Greer singled to center. Mark McLemore singled to left, Greer to second. Kevin Elster singled to left, Greer scored, McLemore to second. Hamilton walked, McLemore to third, Elster to second. Valle singled to left, McLemore scored, Elster to third, Hamilton to second. Clark walked, Elster scored, Hamilton to third, Valle to second. Manny Alexander, a reserve infielder, came in to pitch for the Orioles. Gonzalez walked, Hamilton scored, Valle to third, Clark to second. Craig Worthington pinch-ran for Gonzalez. Tettleton walked, Valle scored, Clark to third, Worthington to second. Damon Buford pinch-ran for Clark. Palmer walked, Buford scored, Worthington to third, Tettleton to second. Kurt Stillwell pinch-ran for Palmer. Greer hit a sacrifice fly to center, Worthington scored, Tettleton to third. McLemore walked, Stillwell to second. Elster hit a grand slam to left on first pitch, Tettleton, Stillwell, McLemore, and Elster scored. Hamilton grounded out to second base. - 19 batters, 16 R, 8 H, 8 BB, no errors, one wild pitch.

20-GAME WINNERS

Rick Helling became the 3rd (and most recent) 20-game winner in Texas Rangers history in 1998, posting a 20-7 record to tie Roger Clemens, David Cone and Tom Glavine for the major league lead in victories. Other Rangers with 20 wins in a season are Fergie Jenkins (25-12 in 1974) and Kevin Brown (21-11 in 1992). Aaron Sele was 19-11 in 1998, joining Jim Bibby (19-19 in 1974) as the club's lone 19-game winners. The club record for wins by a left-hander is 18, a figure reached by both Kenny Rogers in 2004 and Matt Harrison in 2012.

BASEBALL'S FIRST INTERLEAGUE GAME**TEXAS VS. SAN FRANCISCO, JUNE 12, 1997, RANGERS BALLPARK IN ARLINGTON**

The Rangers hosted the first regular season interleague game in major league history on June 12, 1997, losing a 4-3 decision to the San Francisco Giants. Below are some of the firsts which occurred in that game:

Pitch:	7:11 p.m., by Darren Oliver to Darryl Hamilton, taken for a ball.
Hit:	Hamilton singled to right in that same at-bat.
Out:	The next batter, Jose Vizcaino, grounded into a 6-4-3 double play, Bill Ripken to Mark McLemore to Will Clark.
Rangers Hit:	Rusty Greer singled to shortstop in the first inning off Mark Gardner.
Rangers Out:	Warren Newson grounded out, 6-3, Vizcaino to J.T. Snow.
Run:	Damon Buford scored from second on Ripken's single to center in the bottom of the second inning. The run was unearned.
Extra Base Hit/Home Run:	Stan Javier led off the Giants' third inning with a solo shot to right off Oliver.
Stolen Base:	Buford stole second base in the second inning.
Caught Stealing:	Snow was thrown out at second base, Ivan Rodriguez to Ripken, in the sixth inning.
Walk:	Will Clark was walked intentionally by Gardner in the third inning.
Strikeout:	Rodriguez struck out swinging vs. Gardner in the first inning.

Game Time: 2 hours, 23 minutes

Attendance: 46,507 (sellout)

Winning Pitcher: Mark Gardner

Losing Pitcher: Darren Oliver

Save: Rod Beck

The Rangers' first visit to a National League park occurred on June 17, 1997, when Texas played at Coors Field in Colorado. The Rangers defeated the Rockies 10-8 in 11 innings. John Burkett was the first Texas pitcher to start a game in the batting order against a National League club. He singled in his first at-bat.

HOME RUN RECORDS IN 2005

In an 18-3 victory over Houston on May 21, 2005, the Rangers established a club record with 8 home runs. It marked just the 10th time since divisional play began in 1969 that a team had hit 8-or-more home runs in a game, the first ever in interleague play, and was just the 15th team ever with 8-or-more homers in a single game. Texas hit club-record 4 home runs in the 2nd inning, tied for the most ever by a team in one inning of an interleague contest (also CHC, 6/21/08 vs. CWS - 4th inning). All 4 Texas home runs in that 2nd inning came with 2 outs, just the 2nd time in American League history for a team to hit 4 home runs with 2 outs in a frame (also Boston, 4th inning on 7/18/98 at Detroit). With Houston's 2 home runs in the game, 9 different players homered, matching the A.L. record for individuals from both teams with at least one home run. The Rangers had 7 different players homer in the contest, matching an American League record (4th time). Texas would match the 8-homer record on June 30, 2005 in an 18-5 win over LA of Anaheim.

A MAJOR LEAGUE FIRST

The Rangers-Cubs game on June 18, 2002 at Wrigley Field marked the first time in major league history that as many as four players with 400 career home runs had appeared in the same game. The foursome consisted of Juan Gonzalez and Rafael Palmeiro from Texas, and Fred McGriff and Sammy Sosa of Chicago-NL.

GOLD GLOVES WITH POWER

In 2002, Alex Rodriguez became just the 4th player in major league history to hit 50-or-more home runs in a season while also earning a Gold Glove Award. Rodriguez belted 57 homers, the most ever by a Gold Glover, and recorded a .987 fielding percentage (10 E/741 TC). The others to do it were Willie Mays (1965 for San Francisco), Ken Griffey Jr. (1997 and 1998 for Seattle), and Andruw Jones (2005 for Atlanta).

FIVE WITH 25 HOME RUNS

In 2011, the Rangers featured 5 players with at least 25 home runs. It matches the 2nd-most 25-homer players by any club in major league history, also tying the club record that was first reached by the Rangers in 2005. There have been 14 teams in baseball history with at least 5 different 25-homer players in a season, but the Rangers, Red Sox (1977 and 2003), White Sox (2002 and 2012), Orioles (1996 and 2016), Reds (1956 and 2017), and Yankees (2009 and 2018) are the only franchises to do it twice.

ROBERTO CLEMENTE AWARD

Since 1971, Major League Baseball has annually presented an award that recognizes a player who best exemplifies the game of baseball through sportsmanship, community involvement and positive contributions to his team.

In 1973, following the tragic death of Roberto Clemente, the award was named to honor the man whose spirit and goodwill will always be remembered. The 12-time All-Star and Hall of Famer was killed in a plane crash in 1972 delivering food and medical supplies to earthquake victims of Nicaragua. The award recognizes those individuals who truly understand the value of helping others.

Texas (30) at Baltimore (3) - August 22, 2007 (Game 1)

On Aug. 22, 2007, at Baltimore's Oriole Park at Camden Yards, the Rangers established a modern day record by scoring 30 runs in the first game of a doubleheader. Below is a list of various records and notes associated with this historic contest. Special thanks to Elias Sports Bureau for their assistance with this compilation. All notes are updated through the end of the 2018 season.

- The Rangers' 30 runs are the most in any game in modern major league history (beginning 1900), one more than 29 runs by both the Red Sox (June 8, 1950 vs. StL-AL) and White Sox (April 23, 1955 at KC). It was the 9th time ever in baseball history for a team to score 30 runs (beginning 1876). Rangers' previous club record for runs scored was 26, on April 19, 1996 vs. Baltimore.

30 OR MORE RUNS SCORED IN A GAME - MAJOR LEAGUE HISTORY (9)

DATE	TEAM	RUNS	OPPONENT	RUNS
07/22/1876	Chicago	30	vs. Louisville	7
07/24/1882	Chicago	35	vs. Cleveland	4
06/09/1883	Boston	30	vs. Detroit	8
07/03/1883	Chicago	31	vs. Buffalo	7
06/26/1890	Philadelphia	30	at Buffalo	12
09/10/1891	Milwaukee	30	vs. Washington	3
06/18/1893	Cincinnati	30	vs. Louisville	12
06/29/1897	Chicago	36	vs. Louisville	7
08/22/2007 (1)	Texas	30	at Baltimore	3

- The 27-run margin of victory is the largest in modern era (since 1900) of Major League Baseball.
- The Rangers' 29 hits remain a club record, 6 more than previous mark of 23 hits, done twice: April 2, 1998 vs. Chicago-AL and June 24, 2004 vs. Seattle (18 innings). The 29 hits were 2 shy of matching the modern record of 31, done by Milwaukee on Aug. 28, 1992 vs. Toronto. Club had 27 hits on July 25, 2011 vs. Minnesota, which ranks as the 2nd-most in team history.
- Rangers' 65 plate appearances matched AL record for a 9-inning game, also done by Milwaukee on Aug. 28, 1992 vs. Toronto. Figure was one shy of modern major league record of 66 PA's by Philadelphia on Aug. 25, 1922 vs. Chicago.
- The Rangers' 57 at-bats tied the AL record for a 9-inning game, also done by Milwaukee on Aug. 28, 1992 vs. Toronto. The major league record for at-bats in a 9-inning game is 58, by the New York Giants twice, both on Sept. 2, 1925 vs. Philadelphia and July 11, 1931 vs. Philadelphia.
- The 49 total bases for Texas are a club record, 5 more than next-best mark of 44 total bases on May 21, 2005 vs. Houston.

MULTIPLE INNINGS OF 9-OR-MORE RUNS IN A GAME, MAJOR LEAGUE HISTORY

DATE	TEAM	R	OPP.	R	INNINGS
May 2, 1901	Boston-AL	23	at Philadelphia-AL	12	2,3
Aug. 25, 1922	Chicago-NL	26	vs. Philadelphia-NL	23	2,4
July 6, 1929	St. Louis-NL	28	at Philadelphia-NL	6	1,5
July 10, 1943	Brooklyn	23	vs. Pittsburgh	6	1,4
Aug. 22, 2007 (1)	Texas	30	vs. Baltimore	3	6 (9), 8 (10)

- Rangers had 10 hits in the 6th inning, matching club record done one other time: May 17, 2001 vs. Cleveland (2nd inn.).
- Club's 21 singles were 3 more than previous team record of 18 (done 4 times).
- Team's 30 RBI are a major league record, although the statistic has only been tracked since 1920. Previous mark was 29 RBI by Boston-AL on June 8, 1950 vs. St. Louis-AL.
- The 5 runs scored by both David Murphy and Jarrod Saltalamacchia matched a team record. Saltalamacchia established a Rangers rookie record with 7 RBI in a game. Ramon Vazquez also had a career-high 7 RBI.
- It is the only time that 2 players on same team had 7 or more RBI in the same game since Aug. 19, 1962, when Yankees' Mickey Mantle (7) and Elston Howard (8) pulled the trick.
- The Rangers were the first team with 4 players (Metcalf, Byrd, Saltalamacchia, Vazquez) with 4 RBI or more in the same game since a Phillies quartet (Rose, Maddux, Schmidt, Boone) did so on May 17, 1979 at Wrigley Field. That game was a 23-22 win for Philadelphia over the Cubs. Only instances since were by the Mets on June 27, 2012 at Chicago-NL and the Dodgers on August 2, 2018 vs. Milwaukee.
- It was the first time for Texas to have 2 grand slams in one game (Byrd and Metcalf) since July 4, 2004 at Houston (Mark Teixeira and Hank Blalock).
- Texas also won the 2nd game of the doubleheader 9-7, as the 39 runs scored by the Rangers in the twinbill is an American League record and a major league record for the modern era. Previous mark was 36 runs by Detroit vs. St. Louis-AL on Aug. 14, 1937. The NL record is 43 by Boston vs. Cincinnati on Aug. 21, 1894.
- The 33 combined runs was a club record until the Rangers' 19-17 defeat (36 total runs) on Aug. 12, 2008 at Boston.
- The 40 hits in a doubleheader remains a team record, 10 more than previous mark (30, Aug. 22, 1980 vs. Milwaukee).
- The 38 combined hits in the game matches a club record, also done June 28, 1996, Texas (16) at Seattle (22) and equaled on July 25, 2011, Minnesota (11) at Texas (27).
- Travis Metcalf's 8 RBI tied a Rangers record for RBI in a doubleheader, also done previously by Toby Harrah on June 25, 1976 vs. Chicago-AL, and by Bobby Bonds on June 23, 1978 vs. California.

PLAYERS WHO HAVE APPEARED IN ONE OR MORE GAMES (946)

FRONT OFFICE
COACHES
PLAYERS
2018 REVIEW
OPPONENTS
RECORDS
DEVELOPMENT
MEDIA

MANAGERS (22)	DOB	BIRTHPLACE	RESIDENCE
BANISTER, Jeff ('15-'18)	1/15/1964	Weatherford, OK	Keller, TX
BOGAR, Tim ('14)	10/28/1966	Indianapolis, IN	Trophy Club, TX
CORRALES, Pat ('78-'80)	3/20/1941	Los Angeles, CA	Atlanta, GA
HARRAH, Toby ('92)	10/26/1948	Sissonville, WV	Azle, TX
HERZOG, Whitey ('73)	11/9/1931	New Athens, IL	St. Louis, MO
HUNTER, Billy ('77-'78)	6/4/1928	Punxsutawney, PA	Lutherville, MD
JOHNSON, Darrell ('82)	8/25/1928	Ord, NE	Died 5/3/04 (76)
KENNEDY, Kevin ('93-'94)	5/26/1954	Los Angeles, CA	Valencia, CA
LUCCHESI, Frank ('75-'77)	4/24/1926	San Francisco, CA	Colleyville, TX
MARTIN, Billy ('73-'75)	5/16/1928	Berkeley, CA	Died 12/25/89 (61)
NARRON, Jerry ('01-'02)	1/15/1956	Goldsboro, NC	Goldsboro, NC
OATES, Johnny ('95-'01)	1/21/1946	Sylvia, NC	Died 12/24/04 (58)
RADER, Doug ('83-'85)	7/30/1944	Chicago, IL	Stuart, FL
RYAN, Connie ('77)	2/27/2020	New Orleans, LA	Died 1/2/96 (75)
SHOWALTER, Buck ('03-'06)	5/23/1956	DeFuniak Springs, FL	Dallas, TX
STANKY, Eddie ('77)	9/3/1951	Philadelphia, PA	Died 6/6/99 (83)
VALENTINE, Bobby ('85-'92)	5/13/1950	Stamford, CT	Stamford, CT
WAKAMATSU, Don ('18)	2/22/1963	Hood River, OR	North Richland Hills, TX
WASHINGTON, Ron ('07-'14)	4/29/1952	New Orleans, LA	New Orleans, LA
WILBER, Del ('73)	2/24/1919	Lincoln Park, MI	Died 7/18/02 (83)
WILLIAMS, Ted ('72)	8/30/1918	San Diego, CA	Died 7/5/02 (83)
ZIMMER, Don ('81-'82)	1/17/1931	Cincinnati, OH	Died 6/4/14 (83)
COACHES (81)	DOB	BIRTHPLACE	RESIDENCE
ACOSTA, Oscar ('02)	3/21/1957	Portales, NM	Died 4/19/06 (49)
ANDERSON, Dave ('09-'13)	8/1/1960	Louisville, KY	Lancaster, CA
BEASLEY, Tony ('15-'18)	12/5/1966	Fredericksburg, VA	Ruther Glen, VA
BOGAR, Tim ('14)	10/28/1966	Indianapolis, IN	Trophy Club, TX
BONIFAY, Josh ('17)	7/30/1978	Macon, GA	Granite Falls, NC
BOSLEY, Thad ('11)	9/17/1956	Oceanside, CA	Cupertino, CA
BOSMAN, Dick ('95-'00)	2/17/1944	Kenosha, WI	Irmo, SC
BROCAIL, Doug ('16-'18)	5/16/1967	Clearfield, PA	Missouri City, TX
BROWN, Jackie ('79-'82)	5/31/1943	Holdenville, OK	Died 1/8/17 (73)
BUECHELE, Steve ('15-'18)	9/26/1961	Lancaster, CA	Grand Prairie, TX
BURRIS, Ray ('92)	8/22/1950	Idabel, OK	Clearwater, FL
CAMACHO, Joe ('72)	5/29/1928	New Bedford, MA	Died 12/27/18 (90)
CHITI, Dom ('06-'08)	12/10/1958	Independence, MO	Auburndale, FL
COLBORN, Jim ('08)	5/22/1946	Santa Paula, CA	Ventura, CA
COMBS, Merrill ('74-'75)	12/11/1919	Los Angeles, CA	Died 7/7/81 (61)
CONNOR, Mark ('03-'08)	5/27/1949	Brooklyn, NY	Knoxville, TN
COOLBAUGH, Scott ('11-'12)	6/13/1966	Binghamton, NY	Colleyville, TX
CORRALES, Pat ('76-'78)	3/20/1941	Los Angeles, CA	Atlanta, GA
CUELLAR, Bobby ('01)	8/20/1952	Alice, TX	Alice, TX
DENT, Bucky ('95-'01)	11/25/1951	Savannah, GA	Boynton Beach, FL
DONNELLY, Rich ('80, '83-'85)	8/3/1946	Steubenville, OH	Plantation, FL
EGAN, Dick ('88-'89)	3/24/1937	Berkeley, CA	Garland, TX
ESTRADA, Chuck ('73)	2/15/1938	San Luis Obispo, CA	San Luis Obispo, CA
EZELL, Glenn ('83-'85)	10/29/1944	Kentwood, LA	Leawood, KS
FERGUSON, Joe ('86-'87)	9/19/1946	San Francisco, CA	Sunnyvale, CA
FOLI, Tim ('86-'87)	12/8/1950	Culver City, CA	Kodak, TN
FOWLER, Art ('74-'75)	7/3/1922	Converse, SC	Died 1/29/07 (84)
FOX, Nellie ('72)	12/25/1927	St. Thomas, PA	Died 12/1/75 (47)
FRANCONA, Terry ('02)	4/22/1959	Aberdeen, SD	Chesnut Hill, MA
GERNERT, Dick ('76)	9/28/1928	Reading, PA	Died 11/30/17 (89)
GOMEZ, Orlando ('91-'92)	6/24/1946	Juana Diaz, PR	Juana Diaz, PR
HALE, DeMarlo ('02-'05)	7/16/1961	Chicago, IL	Orlando, FL
HARDY, Larry ('95-'01)	1/10/1948	Goose Creek, TX	Trophy Club, TX
HARRAH, Toby ('89-'92)	10/26/1948	Sissonville, WV	Azle, TX
HATCHER, Mickey ('93-'94)	3/15/1955	Cleveland, OH	Apache Junction, AZ
HAWKINS, Andy ('08-'15)	1/21/1960	Waco, TX	Surprise, AZ
HELMS, Tommy ('81-'82)	5/5/1941	Charlotte, NC	Cincinnati, OH
HERSHISER, Orel ('02-'05)	9/16/1958	Buffalo, NY	Las Vegas, NV
HILL, Perry ('92-'94, '95)	4/20/1952	Eules, TX	Lantana, TX
HILLER, Chuck ('73)	10/1/1935	Johnsburg, IL	Died 10/20/04 (60)
HOLMAN, Brad ('16-'17)	2/9/1968	Kansas City, MO	Wichita, KS
HOUSE, Tom ('85-'92)	4/29/1947	Seattle, WA	Del Mar, CA
HOWE, Art ('85-'88, '07-'08)	12/15/1946	Pittsburgh, PA	Cypress, TX
HUDSON, Sid ('72, '75-'78)	1/3/1915	Coalfield, TN	Died 10/10/08 (93)
HURDLE, Clint ('10)	7/30/1957	Big Rapids, MI	Pittsburgh, PA
IAPOCE, Anthony ('16-'18)	8/23/1973	Astoria, NY	East Elmhurst, NY
JARAMILLO, Rudy ('95-'09)	9/20/1950	Beeville, TX	Dallas, TX
JOHNSON, Darrell ('81-'82)	8/25/1928	Ord, NE	Died 5/3/04 (76)
JONES, Bobby ('00-'01, '06, '14-'16)	10/11/1949	Elkton, MD	Tulsa, OK
KOENIG, Fred ('77-'82)	4/27/1931	St. Louis, MO	Died 1/11/93 (61)
LOPES, Davey ('88-'91)	5/3/1946	East Providence, RI	San Diego, CA
LUCCHESI, Frank ('74-'75, '79-'80)	4/24/1926	San Francisco, CA	Colleyville, TX
MADDUX, Mike ('09-'15)	8/27/1961	Dayton, OH	Westlake, TX
MAGADAN, Dave ('13-'15)	9/30/1962	Tampa, FL	Palm Harbor, FL
MASHORE, Justin ('16-'18)	2/14/1972	Concord, CA	Yuma, AZ
MOLINA, Bengie ('14)	7/20/1974	Rio Piedras, PR	Mesa, AZ
MOORE, Jackie ('73-'76, '80, '93-'94, '09-'13)	2/19/1939	Jay, FL	Arlington, TX
NAPOLEON, Ed ('95-'00)	9/17/1937	Baltimore, MD	Bradenton, FL
NARRON, Jerry ('95-'01)	1/15/1956	Goldsboro, NC	Goldsboro, NC
NICHOLS, Reid ('01)	8/5/1958	Ocala, FL	Goodyear, AZ
OLIVER, Dave ('87-'94)	4/7/1951	Stockton, CA	Lodi, CA
ORTIZ, Héctor ('15-'18)	10/14/1969	Rio Piedras, PR	Glendale, AZ
OSTEEN, Claude ('93-'94)	8/9/1939	Caney Springs, TN	Arlington, TX
PETTIS, Gary ('07-'14)	4/3/1958	Oakland, CA	San Clemente, CA
PIERSALL, Jim ('75)	11/14/1929	Waterbury, CT	Died 6/3/17 (87)



COACHES	DOB	BIRTHPLACE	RESIDENCE
QUIRK, Jamie ('02)	10/22/1954	Whittier, CA	Leawood, KS
RETTENMUND, Merv ('83-'85)	6/6/1943	Flint, MI	San Diego, CA
ROBSON, Tom ('86-'92)	1/15/1946	Rochester, NY	Sun Lakes, AZ
RYAN, Connie ('77-'79)	2/27/1920	New Orleans, LA	Died 1/2/96 (75)
SCHAFFER, Jim ('78)	4/5/1936	Limeport, PA	Coopersburg, PA
SILVERA, Charlie ('74-'75)	10/13/1924	San Francisco, CA	Millbrae, CA
SMITH, Steve ('02-'06)	7/21/1952	Canton, OH	Encinitas, CA
SUCH, Dick ('83-'85)	10/15/1944	Sanford, NC	Stanford, NC
SUSCE, George ('72)	8/13/1907	Pittsburgh, PA	Died 2/25/86 (77)
TERWILLIGER, Wayne ('72, '81-'85)	6/27/1925	Clare, MI	Weatherford, TX
TINGLER, Jayce ('15-'16)	11/28/1980	Smithville, MO	Smithville, MO
UPSHAW, Willie ('93-'94)	4/27/1957	Blanco, TX	Fairfield, CT
WALBECK, Matt ('08)	10/2/1969	Fair Oaks, CA	Fair Oaks, CA
WAKAMATSU, Don ('03-'07, '18)	2/22/1963	Hood River, OR	North Richland Hills, TX
WARTHEN, Dan ('18)	12/1/52	Omaha, NE	Portland, OR
WETTELAND, John ('02-'05)	8/21/1966	San Mateo, CA	Bartonville, TX

PLAYERS	DOB	BIRTHPLACE	RESIDENCE
ADAMS, Mike ('11-'12)	7/29/1978	Corpus Christi, TX	Keller, TX
ADCOCK, Nate ('14)	2/25/1988	Elizabethtown, KY	Radcliff, KY
ADDUCCI, Jim ('13-'14)	5/15/1985	Burnaby, BC	Ponte Vedra Beach, FL
AKERFELDS, Darrel ('89)	6/12/1962	Denver, CO	Died 6/24/12 (50)
ALBERRO, Jose ('95-'97)	6/29/1969	San Juan, PR	Arecibo, PR
ALBERTO, Hanser ('15-'16, '18)	10/17/1932	San Francisco de Macoris, D.R.	San Francisco de Macoris, D.R.
ALEXANDER, Doyle ('77-'79)	9/1/1950	Corvova, AL	Arlington, TX
ALEXANDER, Garry ('90-'92)	3/26/1968	Baton Rouge, LA	Napoleonville, LA
ALEXANDER, Manny ('04)	3/20/1971	San Pedro de Macoris, D.R.	San Pedro de Macoris, D.R.
ALFONSECA, Antonio ('06)	4/16/1972	La Romana, D.R.	Miramar, FL
ALICEA, Luis ('98-'00)	7/29/1965	Santurce, PR	Loxahatchee, FL
ALLARD, Brian ('79-'80)	1/3/1958	Spring Valley, IL	Colbert, WA
ALLEN, Chad ('04-'05)	2/6/1975	Dallas, TX	Dallas, TX
ALLEN, Lloyd ('73-'74)	5/8/1950	Merced, CA	Toledo, OH
ALMANZAR, Carlos ('04-'05)	11/6/1973	Santiago, D.R.	Santo Domingo, D.R.
ALOMAR, Sandy ('77-'78)	10/19/1943	Salinas, PR	Salinas, PR
ALOMAR, Sandy Jr. ('05)	6/18/1966	Salinas, PR	Chicago, IL
ALVAREZ, Dario ('16-'17)	1/17/1989	Santiago, D.R.	Santiago, D.R.
ALVAREZ, Juan ('02)	8/9/1973	Coral Gables, FL	Miami, FL
ALVAREZ, Wilson ('89)	3/24/1970	Maracaibo, VZ	El Dorado Hills, CA
ANDERSON, Jim ('83-'84)	2/23/1957	Los Angeles, CA	Agoura Hills, CA
ANDERSON, Scott ('87)	8/1/1962	Corvallis, OR	Lake Oswego, OR
ANDRUS, Elvis ('09-'18)	8/26/1988	Maracay, VZ	Frisco, TX
ARDOIN, Danny ('04)	7/8/1974	Ville Platte, LA	Lake Charles, LA
ARENCIBIA, J.P. ('14)	1/5/1986	Miami, FL	Nashville, TN
ARIAS, Joaquin ('06, '08-'10)	9/21/1984	Santo Domingo, D.R.	Santo Domingo, D.R.
ARMSTRONG, Jack ('94)	3/7/1965	Englewood, NJ	Jupiter, FL
ARNSBERG, Brad ('89-'91)	8/20/1963	Seattle, WA	Cave Creek, AZ
ASHFORD, Tucker ('80)	12/4/1954	Memphis, TN	Covington, TN
ASTACIO, Pedro ('05)	11/28/1969	Hato Mayor, D.R.	Encino, CA
AULT, Doug ('76)	3/9/1950	Beaumont, TX	Died 12/22/04 (54)
BABCOCK, Bob ('79-'81)	8/25/1949	New Castle, PA	New Castle, PA
BACSIK, Michael J. ('04)	11/11/1977	Dallas, TX	Dallas, TX
BACSIK, Mike ('75-'77)	4/1/1952	Dallas, TX	Arlington, TX
BAILLES, Scott ('97-'98)	12/18/1961	Chillicothe, OH	Springfield, MO
BAINES, Harold ('89-'90)	3/15/1959	Easton, MD	St. Michaels, MD
BAKER, Jeff ('13)	6/21/1981	Bad Kissingen, W. Germany	Centerville, IA
BAKER, Scott ('14)	9/19/1981	Shreveport, LA	Shreveport, LA
BALBONI, Steve ('93)	1/16/1957	Brockton, MA	Watchung, NJ
BALDWIN, James ('05)	7/15/1971	Southern Pines, NC	Pinehurst, NC
BANNISTER, Alan ('84-'85)	9/3/1951	Montebello, CA	Peoria, AZ
BANNISTER, Floyd ('92)	6/10/1955	Pierre, SD	Paradise Valley, AZ
BARAJAS, Rod ('04-'06)	9/5/1975	Ontario, CA	Temecula, CA
BARFIELD, John ('89-'91)	10/15/1964	Pine Bluff, AR	Died 12/24/16 (52)
BARKER, Len ('76-'78)	7/27/1955	Fort Knox, KY	Zebulon, GA
BARNETTE, Tony ('16-'18)	11/9/1983	Anchorage, AK	Litchfield Park, AZ
BARR, Steve ('76)	9/8/1951	St. Louis, MO	Winter Haven, FL
BASS, Anthony ('15, '17)	11/1/1987	Dearborn, MI	Trenton, MI
BASS, Randy ('82)	3/13/1954	Lawton, OK	Lawton, OK
BAUER, Rick ('06)	1/10/1977	Garden Grove, CA	Euless, TX
BEASLEY, Lew ('77)	8/27/1948	Sparta, VA	Bowling Green, VA
BELCHER, Kevin ('90)	8/8/1967	Waco, TX	Dallas, TX
BELL, Buddy ('79-'85, '89)	8/27/1951	Pittsburgh, PA	Chicago, IL
BELL, Rob ('01-'02)	1/17/1977	Newburgh, NY	Marlboro, NY
BELTRAN, Carlos ('16)	4/24/1977	Manati, PR	New York, NY
BELTRE, Adrian ('11-'18)	4/7/1979	Santo Domingo, D.R.	Arcadia, CA
BELTRE, Engel ('13)	11/1/1989	Santo Domingo, D.R.	Santo Domingo, D.R.
BELTRE, Esteban ('94-'95)	12/26/1967	Ingenio Quisuella, D.R.	San Pedro de Macoris, D.R.
BELTRE, Omar ('10)	8/24/1981	Santo Domingo, D.R.	San Juan del Maguana, D.R.
BENES, Alan ('03)	1/21/1972	Evansville, IN	Chesterfield, MO
BENIQUEZ, Juan ('76-'78)	5/13/1950	San Sebastian, PR	Carolina, PR
BENOIT, Joaquin ('01-'08)	7/26/1979	Santiago, D.R.	Santiago, D.R.
BENSON, Kris ('09)	11/7/1974	Duluth, MN	Atlanta, GA
BERKMAN, Lance ('13)	2/10/1976	Waco, TX	Houston, TX
BEVACQUA, Kurt ('77-'78)	1/23/1947	Miami Beach, FL	Carlsbad, CA
BIBBY, Jim ('73-'75, '84)	10/29/1944	Franklinton, NC	Died 2/16/10 (65)
BIBENS-DIRKX, Austen ('17-'18)	4/29/1985	Salem, OR	Meridian, ID
BIERBRODT, Nick ('04)	5/16/1978	Tarzana, CA	Tierra Verde, FL
BITTNER, Larry ('72-'73, '83)	7/27/1945	Pocahontas, IA	Pocahontas, IA
BILLINGS, Rich ('72-'74)	12/4/1942	Detroit, MI	Clarksston, MI
BITKER, Joe ('90-'91)	2/12/1964	Glendale, CA	Magalia, CA
BLACKLEY, Travis ('13)	11/4/1982	Melbourne, Australia	Brantley, CA
BLALOCK, Hank ('02-'09)	11/21/1980	San Diego, CA	San Diego, CA
BLANCO, Andres ('10-'11)	4/11/1984	Uruma, VZ	Carabobo, VZ
BLANKS, Kyle ('15)	9/11/1986	Sellersville, PA	Peoria, AZ
BLANKS, Larvell ('79)	1/28/1950	Del Rio, TX	Del Rio, TX
BLYLEVEN, Bert ('76-'77)	4/6/1951	Zeist, Holland	Fort Myers, FL
BOGENER, Terry ('82)	9/28/1955	Omaha, NE	Estes Park, CO
BOGGS, Brandon ('08-'10)	1/9/1983	St. Louis, MO	Atlanta, GA



PLAYERS	DOB	BIRTHPLACE	RESIDENCE
BOGGS, Tommy ('76-'77, '85)	10/25/1955	Poughkeepsie, NY	Salado, TX
BOHANON, Brian ('90-'94)	8/1/1968	Denton, TX	Houston, TX
BOITANO, Dan ('82)	3/22/1953	Sacramento, CA	Clovis, CA
BONDS, Bobby ('78)	3/15/1946	Riverside, CA	Died 8/23/03 (57)
BONILLA, Livalberto ('14)	6/18/1990	Samana, D.R.	Samana, D.R.
BORBON, Julio ('09-'13)	2/20/1986	Starkville, MS	Nolensville, TN
BOSLEY, Thad ('89-'90)	9/17/1956	Oceanside, CA	Cupertino, CA
BOSMAN, Dick ('72-'73)	2/17/1944	Kenosha, WI	Irmo, SC
BOTTS, Jason ('05-'08)	7/26/1980	Paso Robles, CA	Palm Beach Gardens, FL
BOYD, Dennis ('91)	10/6/1959	Meridian, MS	Meridian, MS
BRADLEY, Milton ('08)	4/15/1978	Harbor City, CA	Redondo Beach, CA
BRANDENBURG, Mark ('95-'96)	7/14/1970	Houston, TX	Coppell, TX
BRANTLEY, Jeff ('01)	9/5/1963	Florence, AL	Ridgeland, MS
BRILES, Nelson ('76-'77)	8/5/1943	Dorris, CA	Died 2/13/05 (61)
BRINKMAN, Ed ('75)	12/8/1941	Cincinnati, OH	Died 9/30/08 (66)
BROBERG, Pete ('72-'74)	3/2/1950	West Palm Beach, FL	Palm Beach, FL
BROCAIL, Doug ('04-'05)	5/16/1967	Clearfield, PA	Missouri City, TX
BRONKEY, Jeff ('93)	9/18/1965	Kabul, Afghanistan	Edmond, OK
BROUSSARD, Ben ('08)	9/24/1976	Beaumont, TX	Liberty Hill, TX
BROWER, Bob ('86-'88)	1/10/1960	Jamaica, NY	Hutchinson, KS
BROWN, Adrian ('06)	2/7/1974	McComb, MS	McComb, MS
BROWN, Jackie ('73-'75)	5/31/1943	Holdenville, OK	Macon, GA
BROWN, Kevin J. ('86, '88-'94)	3/14/1965	Holdenville, GA	Macon, GA
BROWN, Kevin L. ('96-'97)	4/21/1973	Valparaiso, IN	Mt. Vernon, IN
BROWN, Larry ('74)	3/11/1940	Shinnston, WV	Wellington, FL
BROWNE, Jerry ('86-'88)	2/13/1966	St. Croix, USVI	Mansfield, TX
BRUMBAUGH, Cliff ('01)	4/21/1974	Wilmington, DE	Edmond, OK
BRUMLEY, Duff ('84)	8/25/1970	Cleveland, TN	Charleston, TN
BRUMMER, Glenn ('85)	11/23/1954	Olney, IL	Cleawater, FL
BUCKLEY, Kevin ('84)	1/16/1959	Quincy, MA	N. Easton, MA
BUECHELE, Steve ('85-'91, '95)	9/26/1961	Lancaster, CA	Grand Prairie, TX
BUFORD, Damon ('96-'97)	6/12/1970	Baltimore, MD	Chandler, AZ
BUKVICH, Ryan ('05)	5/13/1978	Naperville, IL	Brandon, MS
BURBA, Dave ('02)	7/7/1966	Dayton, OH	Gilbert, AZ
BURKETT, John ('96-'99)	11/28/1964	New Brighton, PA	Southlake, TX
BURNS, Cory ('13)	10/9/1987	Phoenix, AZ	Phoenix, AZ
BURNS, Todd ('92-'93)	7/6/1963	Maywood, CA	Huntsville, AL
BURROUGHS, Jeff ('72-'76)	3/7/1951	Long Beach, CA	Long Beach, CA
BURROWS, Terry ('94-'95)	11/28/1968	Lake Charles, LA	Lake Charles, LA
BUSH, Dave ('11)	11/9/1979	Pittsburgh, PA	Bridgton, ME
BUSH, Matt ('16-'18)	2/8/1986	San Diego, CA	Colleyville, TX
BUTCHER, John ('80-'83)	3/8/1957	Glendale, CA	Chaska, MN
BUTLER, Eddie ('18)	3/13/1991	Chesapeake, VA	Chesapeake, VA
BUTLER, Joey ('13)	3/12/1986	Pascagoula, MS	Moss Point, MS
BYRD, Marlon ('07-'09)	8/30/1977	Boynton Beach, FL	Calabasas, CA
CADARET, Greg ('98)	2/27/1962	Detroit, MI	Palo Cedro, CA
CALHOUN, Willie ('17-'18)	11/4/1994	Vallejo, CA	Benicia, CA
CALLAWAY, Mickey ('03-'04)	5/13/1975	Memphis, TN	Germantown, TN
CAMINITI, Ken ('01)	4/21/1963	Hanford, CA	Died 10/10/04 (41)
CAMPANERIS, Bert ('77-'79)	3/9/1942	Pueblo Nuevo, Cuba	Scottsdale, AZ
CAMPBELL, Mike ('92)	2/17/1964	Seattle, WA	Kirkland, WA
CANGELOSI, John ('92)	3/10/1963	Brooklyn, NY	Orland Park, IL
CANSECO, Jose ('92-'94)	7/2/1964	Havana, Cuba	Las Vegas, NV
CANTU, Jorge ('10)	1/30/1982	McAllen, TX	McAllen, TX
CAPRA, Nick ('82-'83, '85, '91)	3/8/1958	Denver, CO	Scottsdale, AZ
CARDENAS, Leo ('74-'75)	12/17/1938	Matanzas, Cuba	Cincinnati, OH
CARMAN, Don ('92)	8/14/1959	Oklahoma City, OK	Naples, FL
CARP, Mike ('14)	6/30/1986	Long Beach, CA	Keller, TX
CARPENTER, Chris ('93-'94)	4/5/1965	St. Augustine, FL	Gainesville, AL
CARTY, Rico ('73)	9/1/1939	San Pedro de Macoris, D.R.	San Pedro de Macoris, D.R.
CASHNER, Andrew ('17)	9/11/1986	Conroe, TX	Montgomery, TX
CASTLE, Don ('73)	2/1/1950	Kokomo, IN	Senatobia, MS
CASTRO, Fabio ('06)	1/20/1985	Montecristy, D.R.	Montecristy, D.R.
CATALANOTTO, Frank ('00-'02, '07-'08)	4/27/1974	Smithtown, NY	Saint James, NY
CECENA, Jose ('88)	8/20/1963	Ciudad Obregon, MX	Sonora, MX
CEDENO, Domingo ('97-'98)	11/4/1968	La Romana, D.R.	La Romana, D.R.
CENTENO, Juan ('18)	11/16/1989	Arecibo, PR	Arecibo, PR
CHALK, Dave ('79)	8/30/1950	Del Rio, TX	Coppell, TX
CHAVEZ, Endy ('11)	2/7/1978	Valencia, VZ	Carabobo, VZ
CHAVEZ, Jesse ('18)	8/21/1983	San Gabriel, CA	Pomona, CA
CHEN, Bruce ('07)	6/19/1977	Panama City, Panama	Columbia, SC
CHIAMPARINO, Scott ('90-'92)	8/22/1966	San Mateo, CA	Newport Beach, CA
CHIRINOS, Robinson ('13-'18)	6/5/1984	Punto Fijo, VZ	Hurst, TX
CHOICE, Michael ('14-'15)	11/10/1989	Fort Worth, TX	Arlington, TX
CHOO, Shin-Soo ('14-'18)	7/13/1982	Busan, South Korea	Southlake, TX
CHRISTENSON, Ryan ('03)	3/28/1974	Redlands, CA	Anthem, AZ
CLAIBORNE, Preston ('17)	1/21/1988	Dallas, TX	Carrollton, TX
CLARK, Jermaine ('03)	9/29/1976	Berkeley, CA	Discovery Bay, CA
CLARK, Mark ('99-'00)	5/12/1968	Bath, IL	Springfield, IL
CLARK, Terry ('97)	10/18/1960	Los Angeles, CA	Ontario, CA
CLARK, Will ('94-'98)	3/13/1964	New Orleans, LA	Prairieville, LA
CLAUDIO, Alex ('14-'18)	1/31/1992	San Juan, PR	Juncos, PR
CLAY, Ken ('80)	4/6/1954	Lynchburg, VA	Bradenton, FL
CLAYTON, Royce ('98-'00)	1/2/1970	Burkbank, CA	Malibu, CA
CLEVELAND, Reggie ('78)	5/23/1948	Swift Current, SK	McKinney, TX
CLINES, Gene ('76)	1/06/1946	San Geronimo, CA	West Bradenton, FL
CLYDE, David ('73-'75)	4/22/1965	Kansas City, KS	Humble, TX
COLON, Bartolo ('18)	5/24/1973	Puerto Plata, D.R.	Clifton, NJ
COLON, Cris ('92)	1/3/1969	La Guaiara, VZ	Vargas, Venezuela
COMER, Steve ('78-'82)	1/13/1954	Minneapolis, MN	Minnetonka, MN
CONTI, Jason ('04)	1/27/1975	Pittsburgh, PA	Chandler, AZ
COOK, Dennis ('95-'96)	10/4/1962	Lamarque, TX	Austin, TX
COOK, Glen ('85)	9/8/1959	Buffalo, NY	League City, TX
COOLBAUGH, Scott ('89-'90)	6/13/1966	Binghamton, NY	Colleyville, TX
CORA, Alex ('10)	10/18/1975	Caguas, PR	Caguas, PR
CORDERO, Francisco ('00-'05)	5/11/1977	Santo Domingo, D.R.	Santo Domingo, D.R.



PLAYERS	DOB	BIRTHPLACE	RESIDENCE
COREY, Bryan ('06)	10/21/1973	Thousand Oaks, CA	Mesa, AZ
CORPORAN, Carlos ('15)	1/7/1984	Hato Rey, PR	Catano, PR
CORREA, Edwin ('86-'87)	4/29/1966	Hato Rey, PR	Carolina, PR
COTTS, Neal ('13-'14)	3/25/1980	Lebanon, IL	Libertyville, IL
COX, Casey ('72)	7/3/1941	Long Beach, CA	Clearwater, FL
COX, Larry ('81)	9/11/1947	Bluffton, OH	Died 2/17/90 (42)
CRABTREE, Tim ('98-'01)	10/13/1969	Jackson, MI	Colleyville, TX
CREL, Keith ('87)	2/4/1959	Dallas, TX	Meridian, TX
CRUZ, Nelson ('06-'13)	7/1/1980	Montecristi, D.R.	Montecristi, D.R.
CRUZ, Victor ('83)	12/24/1957	R. Viego la Vega, D.R.	Died 9/26/04 (46)
CUBBAGE, Mike ('74-'76)	7/21/1950	Charlottesville, VA	Keswick, VA
CUBILLAN, Darwin ('00)	11/15/1974	Bobure, VZ	Matlacaq Altagua, VZ
CUELLAR, Bobby ('77)	8/20/1952	Alice, TX	Alice, TX
CURTIS, Chad ('00-'01)	11/6/1968	Marion, IN	Ada, MI
CURTIS, Zac ('18)	7/4/1992	Panama City Beach, FL	Nashville, TN
CUYLER, Milt ('98)	10/7/1968	Macon, GA	Fort Myers, FL
DARVISH, Yu ('12-'14, '16-'17)	8/16/1986	Osaka, Japan	Dallas, TX
DARWIN, Danny ('78-'84, '95)	10/25/1955	Bonham, TX	Pilot Point, TX
DASCENZO, Doug ('93)	6/30/1964	Cleveland, OH	Hiller, PA
DAUGHERTY, Jack ('89-'92)	7/3/1960	Hialeah, FL	Scottsdale, AZ
DAVIS, Butch ('93-'94)	6/19/1958	Williamston, NC	Garners, NC
DAVIS, Chris ('08-'11)	3/17/1986	Longview, TX	Flower Mound, TX
DAVIS, Doug ('99-'03)	9/21/1975	Sacramento, CA	Pleasant Hill, CA
DAVIS, Doug R. ('92)	9/24/1962	Bloomsburg, PA	Bloomsburg, PA
DAVIS, Odie ('80)	8/13/1955	San Antonio, TX	China Grove, TX
DAVIS, Willie ('75)	4/15/1940	Mineral Springs, AR	Died 3/9/10 (69)
DELLUCCI, David ('04-'05)	10/31/1973	Baton Rouge, LA	Baton Rouge, LA
DEMPSSTER, Ryan ('12)	5/3/1977	Sevett, BC	Chicago, IL
DENT, Bucky ('82-'83)	11/25/1951	Savannah, GA	Boynton Beach, FL
DEROSA, Mark ('05-'06)	2/26/1975	Passaic, NJ	Mableton, GA
DESHELD, Delino ('15-'18)	8/16/1992	Gaston, GA	Dallas, TX
DESMOND, Ian ('16)	9/20/1985	Sarasota, FL	Bradenton, FL
DETTMER, John ('94-'95)	3/4/1970	Centerville, IL	Dallas, TX
DETWILER, Ross ('15)	3/6/1986	St. Louis, MO	Lake St. Louis, MO
DEVEREAUX, Mike ('97)	4/10/1963	Casper, WY	West Covina, CA
DEVINE, Adrian ('77, '80)	12/2/1951	Galveston, TX	Lawrenceville, GA
DIAZ, Alex ('97)	10/5/1968	Brooklyn, NY	San Sebastian, PR
DIAZ, Einar ('03)	12/28/1972	Chiriqui, Panama	Ellenton, FL
DIAZ, Joselo ('08)	4/13/1980	San Pedro de Macoris, D.R.	San Pedro de Macoris, D.R.
DIAZ, Mario ('91-'93)	1/10/1962	Humacao, PR	Gurabo, PR
DIAZ, Victor ('07)	12/10/1981	Santo Domingo, D.R.	Chicago, IL
DICKEY, R.A. ('01, '03-'06)	10/29/1974	Nashville, TN	Nashville, TN
DIEKMANN, Jake ('15-'18)	1/21/1987	Wymore, NE	Lincoln, NE
DOMINGUEZ, Juan ('03-'05)	5/18/1980	Sanchez Ramirez, D.R.	Mas Esperaza, D.R.
DOWNING, Brian ('91-'92)	10/9/1950	Los Angeles, CA	Celina, TX
DRANSFELDT, Kelly ('99-'01)	4/16/1975	Joliet, IL	Morris, IL
DRESE, Ryan ('03-'05)	4/5/1976	San Francisco, CA	Euleus, TX
DREYER, Steve ('93-'94)	11/19/1969	Ames, IA	Johnston, CA
DRISCOLL, Jim ('72)	5/14/1944	Medford, MA	Tamworth, NH
DUCEY, Rob ('93-'94)	5/24/1965	Toronto, ON	Harpen Springs, FL
DUCHSCHERER, Justin ('01)	11/19/1977	Aberdeen, SD	Chandler, TX
DUKES, Jan ('72)	8/16/1945	Cheyenne, WY	Sunnyvale, CA
DUNBAR, Tommy ('83-'85)	11/24/1959	Graniteville, SC	Died 3/16/11 (51)
DUNNING, Steve ('73-'74)	5/15/1949	Denver, CO	Tustin, CA
DURAN, Dan ('81)	3/16/1954	Palo Alto, CA	Sunnyvale, CA
DURAN, German ('08)	8/3/1994	Zacatecas, MX	Burleson, TX
DURHAM, Don ('73)	3/21/1949	Yosemite, KY	Nashville, TN
DYSON, Sam ('15-'17)	5/7/1988	Tampa, FL	Dallas, TX
EATON, Adam ('06)	11/23/1977	Seattle, WA	Snohomish, WA
EDWARDS, Jon ('14-'15)	1/8/1988	Chicago, IL	Keller, TX
ELLIS, Dock ('77-'79)	3/11/1945	Los Angeles, CA	Died 12/19/08 (63)
ELLIS, John ('76-'81)	8/21/1948	New London, CT	New London, CT
ELLIS, Robert ('03)	12/10/1970	Baton Rouge, LA	Nacogdoches, TX
ELLISON, Jason ('08)	4/4/1978	Quincy, CA	Issaquah, WA
ELSTER, Kevin ('96, '98)	8/3/1964	San Pedro, CA	Huntington Beach, CA
EPPELY, Cody ('11)	10/8/1985	Dillsburg, PA	Dillsburg, PA
EPSTEIN, Mike ('73)	4/4/1943	Bronx, NY	Greenwood Village, CO
ERICKSON, Scott ('04)	2/2/1968	Long Branch, CA	Playa Vista, CA
ESPINO, Paolo ('17)	1/10/1987	Panama City, Panama	Panama City, Panama
ESPY, Cecil ('87-'90)	1/20/1963	San Diego, CA	Fort Worth, TX
EVANS, Tom ('00)	7/9/1974	Kirkland, WA	Issaquah, WA
EVERETT, Carl ('02-'03)	6/3/1971	Tampa, FL	Lutz, FL
EVERSGERD, Bryan ('97)	2/11/1969	Centralia, IL	Centralia, IL
EYRE, Willie ('07, '09)	7/21/1978	Fountain Valley, CA	Estero, FL
FAHEY, Bill ('72, '74-'77)	6/14/1950	Detroit, MI	Dallas, TX
FAJARDO, Hector ('91, '93-'95)	11/6/1970	Michoacan, MX	Sahuayo, MX
FANEYTE, Rikkert ('96)	5/31/1969	Amsterdam, Netherlands	Amsterdam, Netherlands
FARISS, Monty ('91-'92)	10/13/1967	Cordell, OK	Weatherford, OK
FARMER, Ed ('79)	10/18/1949	Evergreen Park, IL	Calabassas, CA
FARR, Jim ('82)	5/18/1956	Waverly, NY	Williamsburg, VA
FASSERO, Jeff ('99)	1/5/1963	Springfield, IL	Glendale, AZ
FAULKNER, Andrew ('15-'16)	9/12/1992	Bamberg, OH	Aiken, SC
FEIERABEND, Ryan ('14)	8/22/1985	Cleveland, SC	Grafton, OH
FELDMAN, Scott ('05-'12)	2/7/1983	Kailua, HI	Peoria, AZ
FELIZ, Neftali ('09-'15)	5/2/1988	Azua, D.R.	Azua, D.R.
FIELD, Thomas ('15)	2/22/1987	Austin, TX	Hewitt, TX
FIELDER, Prince ('14-'16)	5/9/1984	Ontario, CA	Windermere, FL
FIGUEROA, Ed ('80)	10/14/1948	Ciales, PR	Campana Hts, PR
FIGUEROA, Pedro ('14)	11/23/1985	Santo Domingo, D.R.	Santo Domingo, D.R.
FIREOVID, Steve ('92)	6/6/1958	Bryan, OH	Mercer, CA
FISTER, Doc ('18)	2/4/1984	Mercer, CA	Fayetteville, GA
FLETCHER, Scott ('86-'89)	7/30/1958	Fort Walton Beach, FL	Fayetteville, GA
FLORES, Randy ('02)	7/31/1975	Bellflower, CA	Olivet, MO
FLYNN, Doug ('82)	4/18/1951	Lexington, KY	Lexington, KY
FOLEY, Marv ('84)	8/29/1953	Stanford, KY	Sarasota, FL
FONT, Wilmer ('12-'13)	5/24/1990	La Guaira, VZ	La Guaira, VZ
FORD, Ted ('72)	2/7/1947	Vineland, NJ	Austin, TX

FRONT OFFICE

COACHES

PLAYERS

2018 REVIEW

OPPONENTS

RECORDS

DEVELOPMENT

MEDIA



PLAYERS	DOB	BIRTHPLACE	RESIDENCE
FOSSAS, Tony ('88, '98)	9/23/1957	Havana, Cuba	Fort Lauderdale, FL
FOSTER, Kevin (01)	1/13/1969	Evanston, IL	Died 10/11/08 (39)
FOUCAULT, Steve (73-76)	10/3/1949	Duluth, MN	Lutz, FL
FOX, Andy (04)	1/12/1971	Sacramento, CA	Fair Oaks, CA
FOX, Eric ('95)	8/15/1963	LeMoore, CA	Meridian, ID
FRANCISCO, Frank ('04, '06-'10)	9/11/1979	Santo Domingo, D.R.	Miami, FL
FRANCO, Julio ('89-'93)	8/23/1961	San Pedro de Macoris, D.R.	San Pedro de Macoris, D.R.
FRANCOEUR, Jeff ('10)	1/8/1984	Duluth, GA	Atlanta, GA
FRASOR, Jason ('13-'14)	8/9/1977	Chicago, IL	Odessa, FL
FRAZIER, Lou ('95-96)	1/26/1965	St. Louis, MO	Chandler, AZ
FREEMAN, Sam ('15)	6/24/1987	Houston, TX	Prosper, TX
FREGOSI, Jim ('73-'77)	4/4/1942	San Francisco, CA	Died 2/14/14 (71)
FRIAS, Hanley ('97)	12/5/1973	Villa Ariagracia, D.R.	Villa Ariagracia, D.R.
FRIAS, Pepe ('80)	7/14/1948	San Pedro de Macoris, D.R.	Tampa, FL
FRIERI, Ernesto ('17)	7/19/1985	Bolivar, Colombia	Bolivar, Colombia
FRYE, Jeff ('92, '94-'95)	8/31/1966	Oakland, CA	Fort Worth, TX
FUJIKAWA, Kiyuji ('15)	7/21/1980	Kobe City, Japan	Nishinomiya, Japan
FUKUMORI, Kazou ('08)	8/4/1976	Miyakonojo, Miyazaki, Japan	Sendai, Miyagi, Japan
FULLMER, Brad (04)	1/17/1975	Chatsworth, CA	Malibu, CA
FULTZ, Aaron (03)	9/4/1979	Memphis, TN	Munford, TN
GABBARD, Kason ('07-'08)	4/8/1982	Oxford, OH	Palm Beach, FL
GAGNE, Eric (07)	1/7/1976	Montreal, QC	Scottsdale, AZ
GALARRAGA, Andres ('01)	6/18/1961	Caracas, VZ	West Palm Beach, FL
GALARRAGA, Armando (07)	1/15/1982	Caracas, VZ	Caracas, VZ
GALLARDO, Yovani ('15, '18)	2/27/1986	Michacan, MX	Fort Worth, TX
GALLO, Joey ('15-'18)	11/19/1993	Henderson, NV	Henderson, NV
GAMBLE, Oscar ('79)	12/20/1949	Ramer, AL	Died 1/31/18 (68)
GARBEY, Barbaro (88)	12/4/1956	Santiago, Cuba	Livonia, MI
GARCIA, Leury ('13)	3/18/1991	Santiago, D.R.	Chicago, IL
GARCIA, Reynaldo ('02-'03)	4/15/1974	Mayua, D.R.	Nauga, D.R.
GARCIA, Rosman ('03-'04)	1/3/1979	Maracay, VZ	Died 12/29/11 (32)
GARDEWINE, Nick ('17-'18)	8/15/1993	Effingham, IL	Effingham, IL
GARKO, Ryan ('10)	1/2/1981	Pittsburgh, PA	Scottsdale, AZ
GARZA, Matt ('13)	11/26/1983	Selma, CA	Fresno, CA
GEARRIN, Cory (18)	4/14/1986	Chattanooga, TN	Nashville, TN
GEE, Dillon (17)	4/28/1986	Cleburne, TX	Fort Worth, TX
GENTRY, Craig ('09-'13)	11/29/1983	Fort Smith, AR	Colleyville, TX
GERMAN, Esteban ('05, '09-'11)	1/26/1978	Santo Domingo, D.R.	Santo Domingo, D.R.
GERMAN, Franklyn ('08)	1/20/1980	San Cristobal, D.R.	San Cristobal, D.R.
GERMANO, Justin (14)	8/6/1982	Pasadena, CA	San Marcos, CA
GIDEON, Jim (75)	9/26/1953	Taylor, TX	Austin, TX
GIL, Benji ('93, '95-'97)	10/6/1972	Tijuana, MX	Keller, TX
GIMENEZ, Chris ('14-'15)	12/27/1982	Gilroy, CA	Reno, NV
GLANVILLE, Doug (03)	8/25/1970	Hackensack, NJ	Chicago, IL
GLEATON, Jerry Don ('79-'80)	9/14/1957	Brownwood, TX	Brownwood, TX
GLYNN, Ryan ('99-'01)	11/1/1974	Portsmouth, VA	Fort Myers, FL
GOGOLEWSKI, Bill ('72-'73)	10/26/1947	Oshkosh, WI	Oshkosh, WI
GOLSON, Greg (09)	9/17/1985	Austin, TX	Round Rock, TX
GOMEZ, Carlos ('16-'17)	12/4/1985	Santiago, D.R.	Santiago, D.R.
GONZALES, Rene (96)	9/3/1960	Austin, TX	Covina, CA
GONZALEZ, Adrian ('04-'05)	5/8/1982	San Diego, CA	La Jolla, CA
GONZALEZ, Alberto (12)	4/18/1983	Maracaibo, VZ	Fair Oak, CA
GONZALEZ, Chi Chi ('15-'16)	1/15/1992	Boyrnton Beach, FL	Fair Oak, CA
GONZALEZ, Juan ('89-'99, '02-'03)	10/20/1969	Baja Baja, PR	Vega Baja, PR
GONZALEZ, Michael ('11)	5/23/1978	Robstown, TX	Deer Park, TX
GONZALEZ, Miguel (17)	5/27/1984	Guadajajara, MX	Lakewood Ranch, FL
GOODWIN, Tom ('97-'99)	8/27/1968	Fresno, CA	Grapevine, TX
GORDON, Brian (08)	6/16/1978	West Point, NY	Round Rock, TX
GOSSAGE, Rich (91)	7/5/1951	Colorado Springs, CO	Colorado Springs, CO
GOSELIN, Philip (17)	10/3/1988	West Chester, PA	Malvern, PA
GRAY, Gary (77-'79)	9/21/1952	New Orleans, LA	LaPlace, LA
GREEN, Gary (90-'91)	1/14/1962	Pittsburgh, PA	Pittsburgh, PA
GREEN, Scarborough ('99-'00)	6/9/1974	Creve Coeur, MO	Ballwin, MO
GREENE, Todd ('02-'03)	5/8/1971	Augusta, GA	Alpharetta, GA
GREER, Rusty (94-'03)	1/21/1969	Fort Rucker, AL	Colleyville, TX
GRIEVE, Tom (72-'77)	3/4/1948	Pittsfield, MA	Arlington, TX
GRIFFIN, A.J. ('16-'17)	1/28/1988	El Cajon, CA	Scottsdale, AZ
GRILLI, Jason ('09, '17)	11/11/1976	Royal Oak, MI	Orlando, FL
GRIMM, Justin ('12-'13)	8/16/1988	Bristol, TN	Bristol, VA
GROSS, Kevin (95-'96)	6/8/1961	Downey, CA	Claremont, CA
GRUBB, John (78-'82)	8/4/1948	Richmond, VA	Chester, VA
GRYBOSKI, Kevin (05)	11/15/1973	Wilkes-Barre, PA	Plains, PA
GUANTE, Cecilio ('88-'89)	2/1/1960	Villa Mella, D.R.	Santo Domingo, D.R.
GUARDADO, Eddie ('08-'09)	10/20/1970	Stockton, CA	Tustin, CA
GUERRERO, Vladimir ('10)	2/9/1975	Nizao, D.R.	Don Gregorio, D.R.
GUNDERSON, Eric (97-'99)	3/29/1966	Portland, OR	Camas, WA
GUZMAN, Cristian (10)	3/21/1978	Santo Domingo, D.R.	Las Maria, D.R.
GUZMAN, Freddy ('06-'07)	1/20/1981	Santo Domingo, D.R.	Santo Domingo, D.R.
GUZMAN, Jose ('85-'88, '91-'92)	4/9/1963	Santa Isabel, PR	Southlake, TX
GUZMAN, Ronald ('18)	10/20/1994	La Vega, D.R.	La Vega, D.R.
HAFNER, Travis (02)	6/3/1977	Jamestown, ND	Sykeston, ND
HAIRSTON, Jerry Jr. ('06-'07)	5/29/1976	Naperville, IL	Scottsdale, AZ
HALL, Drew (89)	3/27/1963	Louisville, KY	Louisville, KY
HAMBURGER, Mark ('11)	2/5/1987	St. Paul, MN	Shoreview, MN
HAMELS, Cole ('15-'18)	12/27/1983	San Diego, CA	Southlake, TX
HAMILTON, Darryl (96)	12/3/1964	Baton Rouge, LA	Died 6/21/15 (50)
HAMILTON, Josh ('08-'12, '15)	5/21/1981	Raleigh, NC	Keller, TX
HAND, Rich (72-'73)	7/10/1948	Belleuve, WA	Argyle, TX
HANDS, Bill (74-'75)	5/6/1940	Hackensack, NJ	Died 3/9/17 (76)
HARDEN, Rich ('10)	11/30/1981	Victoria, BC	Phoenix, AZ
HARE, Shawn (95)	3/26/1967	St. Louis, MO	Sherman Oaks, CA
HARGAN, Steve (74-'77)	9/8/1942	Fort Wayne, IN	Palm Springs, CA
HARGROVE, Mike (74-'78)	10/26/1949	Perryton, TX	Richfield, OH
HARRAH, Toby ('72-'78, '85-'86)	10/26/1948	Sissonville, WV	Azle, TX
HARRELL, Lucas ('16)	6/3/1985	Springfield, MO	Tampa, FL
HARRELSON, Bud (80)	6/6/1944	Niles, CA	Hauppauge, NY



PLAYERS	DOB	BIRTHPLACE	RESIDENCE
HARRIS, Donald ('91-'93)	11/12/1967	Waco, TX	Converse, TX
HARRIS, Greg ('85-'87)	11/2/1955	Lynwood, CA	Canyon Lake, CA
HARRIS, Vic ('72-'73)	3/27/1950	Los Angeles, CA	Los Angeles, CA
HARRISON, Matt ('08-'15)	9/16/1985	Durham, NC	Creedmoor, NC
HART, Jason ('02)	9/5/1977	Walnut Creek, CA	Springfield, MO
HART, Mike ('80)	12/20/1951	Kalamazoo, MI	Bonita Springs, FL
HASELMAN, Bill ('90, '98, '00-'02)	5/25/1966	Long Branch, NJ	New Castle, WA
HATCHER, Billy ('95)	10/4/1960	Williams, AZ	St. Petersburg, FL
HAUSCHILD, Mike ('17)	1/22/1990	Dayton, OH	Beavercreek, OH
HAYWARD, Ray ('88)	4/27/1961	Enid, OK	Norman, OK
HELLING, Rick ('94-'01)	12/15/1970	Devils Lake, ND	Excelsior, MN
HENDERSON, Ken ('77)	6/15/1946	Carroll, IA	Haverford, PA
HENKE, Tom ('82-'84, '93-'94)	12/21/1957	Kansas City, MO	Jefferson City, MO
HENNEMAN, Mike ('96)	12/11/1961	St. Charles, MO	Overland Park, KS
HENNINGER, Rick ('73)	1/11/1948	Hastings, NE	Pottsboro, TX
HENRY, Dwayne ('84-'88)	2/16/1962	Elkton, MD	Middletown, DE
HEREDIA, Gil ('96)	10/26/1965	Nogales, AZ	Tucson, AZ
HEREDIA, Wilson ('95, '97)	3/30/1972	La Romana, D.R.	La Romana, D.R.
HERNANDEZ, Jose ('91)	7/14/1969	Vega Alta, PR	Juana Diaz, PR
HERNANDEZ, Luis ('12)	6/26/1984	Quibor, VZ	Boca Raton, FL
HERNANDEZ, Xavier ('97-'98)	8/16/1965	Port Arthur, TX	Sugar Land, TX
HIDALGO, Richard ('05)	6/28/1975	Caracas, VZ	Orlando, FL
HILL, Ken ('96-'97)	12/14/1965	Lynn, MA	Southlake, TX
HINTON, Rich ('72)	5/22/1947	Tucson, AZ	Sarasota, FL
HOERNER, Joe ('76)	11/12/1936	Dubuque, IA	Died 10/4/96 (49)
HOFFMAN, Guy ('88)	7/9/1956	Ottawa, IL	Bloomington, IL
HOLADAY, Bryan ('16)	11/19/1987	Dallas, TX	Fort Worth, TX
HOLLAND, Derek ('09-'16)	10/9/1986	Newark, OH	Irving, TX
HOLLANDSWORTH, Todd ('02)	4/20/1973	Dayton, OH	Barrington, IL
HOLLE, Gary ('79)	8/11/1954	Albany, NY	Cohoes, NY
HONEYCUTT, Rick ('81-'83, '94)	6/29/1954	Chattanooga, TN	Ringsgold, GA
HOOTON, Burt ('85)	2/17/1950	Greenville, TX	San Antonio, TX
HOOVER, John ('90)	12/22/1962	Fresno, CA	Died 7/8/14 (51)
HORN, Sam ('95)	11/2/1963	Dallas, TX	Santa Anna, TX
HORTON, Willie ('77)	10/18/1942	Arno, VA	Bloomfield, IN
HOSTETLER, Dave ('82-'84)	3/27/1956	Pasadena, CA	Arlington, TX
HOUGH, Charlie ('80-'90)	1/5/1948	Honolulu, HI	Brea, CA
HOWARD, Chris ('95)	11/18/1965	Lynn, MA	Nahant, MA
HOWARD, Frank ('72)	8/8/1936	Columbus, OH	Aldre, VA
HOWE, Steve ('87)	3/10/1958	Pontiac, MI	Died 4/28/06 (48)
HOWELL, Jay ('94)	11/26/1955	Miami, FL	Suwanee, GA
HOWELL, Roy ('74-'77)	12/18/1953	Lompoc, CA	Shell Beach, CA
HOYING, Jared ('16-'17)	5/18/1989	Sidney, OH	Fort Loramie, OH
HUBBARD, Mike ('01)	2/16/1971	Lynchburg, VA	Richmond, VA
HUCKABY, Ken ('04)	1/27/1971	San Leandro, CA	Chandler, AZ
HUDSON, Charlie ('73)	8/18/1949	Ada, OK	Colgate, OK
HUGHES, Travis ('04)	5/25/1978	Newton, KS	Lincoln, NE
HULSE, David ('92-'94)	2/25/1968	San Angelo, TX	Colleyville, TX
HUNTER, Tommy ('08-'11)	7/3/1986	Tuscaloosa, AL	Indianapolis, IN
HURLEY, Eric ('08)	9/17/1985	Sikeston, MO	St. John's, FL
HURST, Bruce ('94)	3/24/1958	St. George, UT	Santa Clara, UT
HURST, James ('94)	6/1/1967	Plantation, FL	Indianapolis, IN
HUTSON, Jeff ('90-'93)	8/15/1964	Scottsdale, AZ	Parker, CO
HUTCHISON, Drew ('18)	8/22/1990	Lakeland, FL	Tampa, FL
HYZDU, Adam ('06)	12/6/1971	San Jose, CA	Mesa, AZ
INCAVIGLIA, Pete ('86-'90)	4/2/1964	Pebble Beach, CA	Argyle, TX
IRABU, Hideki ('02)	5/5/1969	Hyogo, Japan	Died 7/27/11 (42)
IRWIN, Phil ('14)	2/25/1987	Germantown, TN	Collierville, TN
JACKSON, Chuck ('94)	3/19/1963	Seattle, WA	Asheville, NC
JACKSON, Luke ('15-'16)	6/24/1991	Fort Lauderdale, FL	Southwest Ranches, FL
JAMES, Chris ('93-'04)	10/4/1962	Rusk, TX	Sacogdoches, TX
JANESKI, Gerry ('72)	4/18/1946	Pasadena, CA	San Juan Capistrano, CA
JEFFCOAT, Mike ('87-'92)	8/3/1959	Pine Bluff, AR	Arlington, TX
JEFFRESS, Jeremy ('16-'17)	9/21/1987	South Boston, VA	Phoenix, AZ
JENKINS, Fergie ('74-'75, '78-'81)	12/13/1942	Chatham, ON	Anthem, AZ
JENNINGS, Jason ('08-'09)	7/17/1978	Dallas, TX	Frisco, TX
JENSEN, Marcus ('01)	12/14/1972	Oakland, CA	Scottsdale, AZ
JEPSEN, Kevin ('18)	7/26/1984	Anaheim, CA	Phoenix, AZ
JIMENEZ, A.J. ('17)	5/1/1990	San Juan, PR	San Juan, PR
JIMENEZ, D'Angelo ('06)	12/21/1977	Santo Domingo, D.R.	West New York, NJ
JOHNSON, Alex ('73-'74)	12/7/1942	Helena, AR	Died 2/28/15 (72)
JOHNSON, Bobby ('81-'83)	7/31/1959	Dallas, TX	Denver, CO
JOHNSON, Cliff ('85)	7/22/1947	San Antonio, TX	Converse, TX
JOHNSON, John Henry ('79-'81)	8/21/1956	Houston, TX	Mayetta, KS
JOHNSON, Jonathan ('98-'01)	7/16/1974	LaGrange, GA	Irmo, SC
JOHNSON, Lamar ('82)	9/2/1950	Bessemer, AL	Arlington, TX
JONES, Andruw ('09)	4/23/1977	Willemstad, Curacao	El Dorado Hills, CA
JONES, Bobby ('74-'75, '81, '83-'86)	10/11/1949	Elkton, MD	Tulsa, OK
JONES, Dalton ('72)	12/10/1943	McComb, MS	Liberty, MS
JONES, Jason ('03)	10/17/1976	Marietta, GA	Smyrna, GA
JONES, Odell ('83-'84)	1/13/1953	Tulare, CA	Beaverton, OR
JORDAN, Brian ('04)	3/29/1967	Baltimore, MD	Canton, GA
JORGENSEN, Mike ('78-'79)	8/16/1948	Passaic, NJ	Fenton, MO
JUDD, Mike ('01)	6/30/1975	San Diego, CA	San Diego, CA
JURADO, Ariel ('18)	1/30/1996	Aguadulce, Panama	Nata, Panama
KAINER, Don ('80)	9/3/1955	Houston, TX	Conroe, TX
KAPLER, Gabe ('00-'02)	7/31/1975	Hollywood, CA	Tarzana, CA
KARSAY, Steve ('05)	3/24/1978	Flushing, NY	Dallas, TX
KATA, Matt ('07)	3/14/1978	Fairview Park, OH	Avon Lake, OH
KEKICH, Mike ('75)	4/2/1945	San Diego, CA	Albuquerque, NM
KEOLA, Keone ('15-'18)	4/16/1993	Los Angeles, CA	Irving, TX
KELLY, Roberto ('98-'99)	10/1/1964	Panama City, Panama	Panama City, Panama
KEMP, Steve ('88)	8/7/1954	San Angelo, TX	Laguna Niguel, CA
KERN, Jim ('79-'81)	3/15/1949	N. Ridgeville, OH	Arlington, TX
KILGUS, Paul ('87-'88)	2/2/1962	Bowling Green, KY	Bowling Green, KY
KINER-FALEFA, Isiah ('18)	3/23/1995	Honolulu, HI	Honolulu, HI
KING, Hal ('72)	2/1/1944	Oviedo, FL	Oviedo, FL

FRONT OFFICE

COACHES

PLAYERS

2018 REVIEW

OPPONENTS

RECORDS

DEVELOPMENT

MEDIA



PLAYERS	DOB	BIRTHPLACE	RESIDENCE
KINSLER, Ian ('06-'13)	6/22/1982	Tucson, AZ	Dallas, TX
KIRKMAN, Michael ('10-'14)	9/18/1986	Lake City, FL	Lake City, FL
KIRKPATRICK, Ed ('77)	10/8/1944	Spokane, WA	Died 11/15/10 (66)
KLEIN, Phil ('14-'16)	4/30/1989	Columbus, OH	Dallas, TX
KNORR, Randy ('00)	11/12/1968	San Gabriel, CA	Tampa, FL
KNOWLES, Darold ('77)	12/9/1941	Brunswick, MO	Oldsmar, FL
KOLB, Danny ('99-'02)	3/29/1975	Sterling, IL	Union Grove, IL
KORONKA, John ('06-'07)	7/3/1980	Clearwater, FL	Clermont, FL
KOZMANOFF, Kevin ('14)	7/25/1981	Newport Beach, CA	Evergreen, CO
KUZLOWSKI, Ben ('02)	8/16/1980	St. Petersburg, FL	Seminole, FL
KOZMA, Pete ('17)	4/11/1988	Tulsa, OK	Broken Arrow, OK
KREMMEL, Jim ('73)	2/28/1949	Belleville, IL	Died 10/12/12 (64)
KREUTER, Chad ('88-'91, '03)	8/26/1964	Greenbrae, CA	Miami, FL
KUBIAK, Ted ('72)	5/12/1942	New Brunswick, NJ	San Diego, CA
KUNKEL, Jeff ('84-'90)	3/25/1962	West Palm Beach, FL	Highland Village, TX
LACEY, Bob ('81)	8/25/1953	Fredericksburg, VA	Mesa, AZ
LACHOWICZ, Al ('83)	9/6/1960	Pittsburgh, PA	Granbury, TX
LAHOUD, Joe ('76)	4/14/1947	Danbury, CT	Woodbury, CT
LAIRD, Gerald ('03-'08)	11/13/1979	Westminster, CA	Peoria, AZ
LAMB, Mike ('00-'03)	8/9/1975	West Covina, CA	Cota de Caza, CA
LAWSON, Steve ('72)	12/28/1950	Oakland, CA	Danville, CA
LEACH, Rick ('89)	5/4/1957	Ann Arbor, MI	Farmington Hills, MI
LEARY, Tim ('94)	12/23/1958	Santa Monica, CA	Santa Monica, CA
LECLERG, José ('16-'18)	12/19/1993	Esperanza, D.R.	Esperanza, D.R.
LEDERER, Ricky ('00-'01)	11/22/1973	Ponche, PR	Sailinas, PR
LEE, Carlos ('06)	8/30/1976	Aguadulce, Panama	Aguadulce, Panama
LEE, Cliff ('10)	8/30/1978	Benton, AR	Little Rock, AR
LEE, Corey ('99)	12/26/1974	Raleigh, NC	Clayton, NC
LEE, Manuel ('93-'94)	6/17/1965	San Pedro de Macoris, D.R.	Spring, TX
LEFFERTS, Craig ('93)	9/29/1957	Munich, West Germany	Phoenix, AZ
LEIBRANDT, Charlie ('93)	10/4/1956	Chicago, IL	Alpharetta, GA
LEON, Danny ('92)	4/3/1967	La Concepcion, VZ	Cementerio, VZ
LEVINE, Alan ('98)	5/22/1968	Park Ridge, IL	Belleville, IL
LEWALLYN, Dennis ('80)	8/11/1953	Pensacola, FL	Pensacola, FL
LEWIS, Colby ('02-'04, '10-'12, '14-'16)	8/2/1979	Bakersfield, CA	Bakersfield, CA
LEYRITZ, Jim ('97)	12/27/1963	Lakewood, OH	Cooper City, FL
LINDBLAD, Paul ('72, '77-'78)	8/9/1941	Chanute, KS	Died 11/1/06 (65)
LINDBLOM, Josh ('13)	6/15/1987	Lafayette, IN	West Lafayette, IN
LISI, Rick ('81)	3/17/1956	Halifax, NS	
LITTLETON, Wes ('06-'08)	9/2/1982	Hayward, CA	Chulon Lake, CA
LOAIZA, Esteban ('98-'00)	12/31/1971	Tijuana, MX	Canya Vista, CA
LOE, Kameron ('04-'08)	9/10/1981	Simi Valley, CA	Dallas, TX
LOFTON, Kenny ('07)	5/31/1967	East Chicago, IN	Marina del Ray, CA
LOHSE, Kyle ('16)	10/4/1978	Chico, CA	Scottsdale, AZ
LOVITTO, Joe ('72-'76)	1/6/1951	San Pedro, CA	Died 5/19/01 (50)
LOWE, Derek ('13)	6/1/1973	Dearborn, MI	Fort Myers, FL
LOWE, Mark ('10-'12)	6/7/1983	Houston, TX	Peoria, AZ
LOWENSTEIN, John ('78)	1/27/1947	Wolf Point, MT	Timonium, MD
LOYND, Mike ('86-'87)	3/26/1960	St. Louis, MO	Jupiter, FL
LUCROY, Jonathan ('16-'17)	6/13/1986	Eustis, FL	Westlake, TX
LUDWICK, Ryan ('02-'03)	7/13/1978	Satellite Beach, FL	Georgetown, TX
LYLE, Sparky ('79-'80)	7/22/1944	DuBois, PA	Voorthees, NJ
MACKANIN, Pete ('73-'74)	8/1/1951	Chicago, IL	Cooper City, FL
MADDUX, Elliott ('72-'73)	12/21/1947	East Orange, NJ	Coral Springs, FL
MADLOCK, Bill ('73)	1/2/1951	Memphis, TN	Henderson, NV
MADRIGAL, Warner ('08-'09)	3/21/1984	San Pedro de Macoris, D.R.	Tampa, FL
MAGRUDER, Chris ('01)	4/26/1977	Tacoma, WA	Yakima, WA
MAHAR, Kevin ('07)	6/8/1981	Pontiac, MI	Indianapolis, IN
MAHAY, Ron ('03-'07)	6/28/1971	Crestwood, IL	Burbank, CA
MAHLBERG, Greg ('78-'79)	8/8/1952	Milwaukee, WI	Tucson, AZ
MAHLER, Mickey ('86)	7/30/1952	Montgomery, AL	Sandy, UT
MAHOMES, Pat ('01)	8/9/1970	Bryan, TX	Lindale, TX
MALDONADO, Candy ('95)	9/5/1960	Humacao, PR	Arecibo, PR
MALLOY, Bob ('87)	11/24/1964	Garland, TX	Allen, TX
MANN, Brandon ('18)	5/16/1984	Tacoma, WA	Auburn, WA
MANON, Ramon ('90)	1/20/1968	Santo Domingo, D.R.	Sabana Perdida, D.R.
MANRIQUE, Fred ('89)	5/11/1961	Edo Bolivar, VZ	Edo Bolivar, VZ
MANUEL, Barry ('91-'92)	8/12/1965	Mamou, LA	Opelousas, LA
MARÍNEZ, Jhan ('17)	8/12/1988	Santo Domingo, D.R.	Santo Domingo, D.R.
MARSHALL, Mike ('77)	1/15/1943	Adrian, MI	Zephyr Hills, FL
MARTIN, Chris ('18)	6/2/1986	Arlington, TX	Weatherford, TX
MARTIN, Leonys ('11-'15)	3/6/1988	Villa Clara, Cuba	Weston, FL
MARTINEZ, Dave ('00)	9/26/1964	Brooklyn, NY	Austin, TX
MARTINEZ, Luis ('12)	4/3/1985	Miami, FL	Miami, FL
MARTINEZ, Marty ('72)	8/23/1941	Havana, Cuba	Died 3/8/07 (66)
MARTÍNEZ, Nick ('14-'17)	8/5/1990	Hialeah, FL	Miami, FL
MARZANO, John ('95)	2/14/1963	Philadelphia, PA	Died 4/19/08 (45)
MASON, Jim ('72-'73, '77-'78)	8/14/1950	Mobile, AL	Theodore, AL
MASON, Mike ('82-'87)	11/21/1958	Fairbault, MN	Chanhassen, MN
MASSET, Nick ('06)	5/17/1982	St. Petersburg, FL	Largo, FL
MATEO, Ruben ('99-'01)	2/10/1978	San Cristobal, D.R.	San Cristobal, D.R.
MATHEWS, Terry ('91-'92)	2/5/1964	Alexandria, LA	Died 2/24/12 (47)
MATHIS, Doug ('08-'10)	6/7/1983	Maryvale, AZ	Phoenix, AZ
MATLACK, Jon ('78-'83)	1/19/1950	West Chester, PA	Norwich, NY
MATTHEWS, Gary Jr. ('04-'06)	8/25/1974	San Francisco, CA	Corona del Mar, CA
MAURER, Rob ('91-'92)	1/7/1967	Evansville, IN	Evansville, IN
MAY, Dave ('77)	12/23/1943	New Castle, DE	Died 10/20/12 (68)
MAY, Scott ('88)	11/11/1961	West Bend, WI	Wonder Lake, IL
MAZARA, Nomar ('16-'18)	4/26/1995	Santo Domingo, D.R.	Santo Domingo, D.R.
MAZZILLI, Lee ('82)	3/25/1955	New York, NY	Greenwich, CT
McCALL, Larry ('79)	9/8/1952	Asheville, NC	Chandler, NC
MCCARTHY, Brandon ('07-'09)	7/7/1983	Glendale, CA	Phoenix, AZ
MCCLELLAN, Kyle ('13)	6/12/1984	Florisant, MO	O'Fallon, MO
MCCULLERS, Lance ('92)	3/8/1964	Tampa, FL	Tampa, FL
MCCUTCHEEN, Daniel ('14)	9/26/1982	McKinney, TX	New Braunfels, TX
MCDONALD, Jason ('00)	3/20/1972	Modesto, CA	Sacramento, CA



PLAYERS	DOB	BIRTHPLACE	RESIDENCE
McDOUGALL, Marshall ('05)	12/19/1978	Jacksonville, FL	Wesley Chapel, FL
McDOWELL, Oddie ('85-'88, '94)	8/25/1962	Hollywood, FL	West Park, FL
McDOWELL, Roger ('95)	12/21/1960	Cincinnati, OH	Marietta, GA
McGINNIS, Russ ('92)	6/18/1963	Coffeyville, KS	Chandler, AZ
McGUINNESS, Chris ('13)	4/11/1988	Charleston, SC	Charleston, SC
McLAUGHLIN, Joey ('84)	7/11/1956	Tulsa, OK	Sapulpa, OK
McLEMORE, Mark ('95-'99)	10/4/1964	San Diego, CA	Southlake, TX
McMURTRY, Craig ('88-'90)	11/5/1959	Temple, TX	Troy, TX
MEDICH, Doc ('78-'82)	12/9/1948	Aliquippa, PA	Aliquippa, PA
MEIER, Dave ('87)	8/8/1959	Helena, MT	San Diego, CA
MELHUSE, Adam ('07-'08)	3/27/1972	Santa Clara, CA	San Luis Obispo, CA
MENCH, Kevin ('02-'06)	1/7/1978	Wilmington, DE	Keller, TX
MENDEZ, Roman ('14-'15)	7/25/1990	San Pedro de Macoris, D.R.	San Pedro de Macoris, D.R.
MENDEZ, Yohander ('16-'18)	1/17/1995	Valencia, VZ	Valencia, VZ
MENDOZA, Luis ('07-'09)	8/31/1983	Veracruz, MX	Mexico City, MX
MENDOZA, Mario ('81-'82)	12/26/1950	Chihuahua, MX	Navajoa, MX
MERCADO, Orlando ('86)	11/7/1961	Arecibo, PR	Arecibo, PR
MERCEDES, Henry ('97)	7/23/1969	Santo Domingo, D.R.	Eagle Point, OR
MERCER, Mark ('81)	5/22/1954	Fort Bragg, NC	Richfield, MN
MERIDITH, Ron ('86-'87)	11/26/1956	San Pedro, CA	Ridgecrest, CA
MERRITT, Jim ('73-'75)	12/9/1943	Altadena, CA	Hemet, CA
METCALF, Travis ('07-'08)	8/17/1982	Manhattan, KS	Long Beach, CA
MEYER, Drew ('06)	8/29/1981	Charleston, SC	Surprise, AZ
MICELI, Dan ('02)	9/9/1970	Newark, NJ	Oviedo, FL
MICHAEL, Chris ('01-'02)	1/4/1971	Joliet, IL	Keller, TX
MIDDLEBROOKS, Will ('17)	9/9/1988	Greenville, TX	Scottsdale, AZ
MIELKE, Gary ('87, '89-'90)	1/28/1963	St. James, MN	N. Mankato, MN
MIKOLAS, Miles ('14)	8/23/1988	Jupiter, FL	Jupiter, FL
MILLER, Eddie ('77)	6/29/1957	San Pablo, CA	San Pablo, CA
MILLWOOD, Kevin ('06-'09)	12/24/1974	Gastonia, NC	Gainesville, GA
MINCHER, Don ('72)	6/24/1938	Huntsville, AL	Died 3/4/12 (73)
MINOR, Mike ('18)	12/26/1987	Chapel Hill, TN	Knoxville, TN
MIRABELLA, Paul ('78-'82)	3/20/1954	Belleville, NJ	Morristown, NJ
MIRABELLI, Doug ('01)	10/18/1970	Kingman, AZ	Traverse City, MI
MOATES, Dave ('74-'76)	1/30/1948	Great Lakes, IL	Bradenton, FL
MOHOROJCIC, Dale ('86-'88)	1/25/1956	Cleveland, OH	Maple Heights, OH
MOLINA, Bengie ('10)	7/20/1974	Rio Piedras, PR	Yuma, AZ
MONROE, Craig ('01)	2/27/1977	Texarkana, TX	Cedar Hill, TX
MONTANEZ, Willie ('79)	4/1/1948	Catano, PR	Caguas, PR
MOODY, Eric ('97)	1/6/1971	Greenville, SC	Irmo, SC
MOORE, Matt ('18)	6/18/1989	Fort Walton Beach, FL	St. Petersburg, FL
MOORE, Tommy ('75)	7/7/1948	Lynwood, CA	Pioneertown, CA
MORELAND, Mitch ('10-'16)	9/6/1985	Amory, MS	Pelham, AL
MORENO, Juan ('01)	2/28/1975	Maiquetia, VZ	Cagua, VZ
MORET, Roger ('77-'78)	9/16/1949	Guayama, PR	Guayama, PR
MORGAN, Mike ('99)	10/8/1959	Tulare, CA	Park City, UT
MOSCOSO, Guillermo ('09-'10)	11/14/1983	Maracay, VZ	Lakeland, FL
MOUNCE, Tony ('03)	2/8/1975	Sacramento, CA	Metairie, LA
MOYER, Jamie ('89-'90)	11/18/1962	Sellersville, PA	Greanger, IN
MUNOZ, Mike ('99-'00)	7/12/1965	Baldwin Park, CA	Southlake, TX
MURPHY, David ('07-'13)	10/18/1981	Houston, TX	Southlake, TX
MURPHY, Donnie ('14)	3/10/1983	Lakewood, CA	Scottsdale, AZ
MURRAY, A.J. ('07-'08)	3/17/1982	Vernal, UT	Vernal, UT
MURRAY, Calvin ('02)	7/30/1971	Dallas, TX	Spring, TX
MURRAY, Dale ('85)	2/2/1950	Cuero, TX	Yorktown, TX
MYETTE, Aaron ('01-'02)	9/26/1977	New Westminster, BC	Gig Harbor, WA
NAPOLI, Mike ('11-'12, '15, '17)	10/31/1981	Hollywood, FL	Dallas, TX
NARRON, Sam ('04)	7/12/1981	Goldsober, NC	Goldsober, NC
NATHAN, Joe ('12-'13)	11/22/1974	Houston, TX	Knoxville, TN
NELSON, Dave ('72-'75)	6/20/1944	Fort Sill, OK	Died 4/22/18 (73)
NELSON, Gene ('93)	12/3/1960	Tampa, FL	Arlington, TX
NELSON, Jeff ('04)	11/17/1966	Baltimore, MD	Jupiter, FL
NEN, Robb ('93)	11/28/1969	San Pedro, CA	Coto de Caza, CA
NEVIN, Phil ('05-'06)	1/19/1971	Fullerton, CA	Poway, CA
NEWMAN, Al ('92)	6/30/1960	Kansas City, MO	Ontario, CA
NEWSON, Warren ('96-'98)	7/3/1964	Newnan, GA	Keller, TX
NICHOLAS, Brett ('16-'17)	7/18/1988	Phoenix, AZ	Mesa, AZ
NICHTING, Chris ('95)	5/13/1966	Cincinnati, OH	Cincinnati, OH
NIPPERT, Dustin ('08-'10)	5/6/1981	Wheeling, WV	Powhatan Point, OH
NITKOWSKI, C.J. ('02-'03)	3/9/1973	Suffern, NY	Alpharetta, GA
NIVAR, Ramon ('03-'04)	2/22/1980	San Cristobal, D.R.	San Cristobal, D.R.
NIX, Laynce ('03-'06)	10/30/1980	Houston, TX	Irving, TX
NIXON, Otis ('95)	1/9/1959	Evergreen, NC	Woodstock, GA
NOESI, Hector ('14)	1/26/1987	Esperanza, D.R.	Mao, D.R.
NOLES, Dickie ('84-'85)	11/19/1956	Charlotte, NC	Aston, PA
NOLTE, Eric ('91)	4/28/1964	Canoga, CA	Hemet, CA
NORMAN, Nelson ('78-'81)	5/23/1958	San Pedro de Macoris, D.R.	Palm Bay, FL
NORRIS, Jim ('80)	12/20/1948	Brooklyn, NY	Burleson, TX
NUÑEZ, Edwin ('92)	5/27/1963	Humacao, PR	Phoenix, AZ
NUÑEZ, Renato ('18)	4/4/1994	Valencia, VZ	Valencia, VZ
O'BRIEN, Pete ('82-'88)	2/9/1958	Santa Monica, CA	Colleyville, TX
O'DAY, Darren ('09-'11)	10/22/1982	Jacksonville, FL	Colleyville, TX
O'MALLEY, Tom ('87)	12/25/1960	Orange, NJ	Montoursville, PA
ODOR, Rougned ('14-'18)	2/3/1994	Maracaibo, VZ	Maracaibo, VZ
OGANDO, Alex ('10-'14)	10/15/1983	San Pedro de Macoris, D.R.	San Pedro de Macoris, D.R.
OHLENDORF, Ross ('15)	8/8/1982	Austin, TX	Austin, TX
OJEDA, Miguel ('06)	1/29/1975	Guaymas, MX	Alazatin, MX
OLIVER, Al ('78-'81)	10/14/1946	Portsmouth, OH	Portsmouth, OH
OLIVER, Darren ('93-'98, '00-'01, '10-'11)	10/6/1970	Kansas City, MO	Southlake, TX
OLT, Mike ('12)	8/27/1988	New Haven, CT	Brfanort, CT
ORTIZ, Hector ('02)	10/14/1969	Rio Piedras, PR	Caguas, PR
ORTIZ, Joseph ('13)	8/13/1990	Caracas, VZ	Caracas, VZ
ORTIZ, Junior ('94)	10/24/1959	Humacao, PR	Humacao, PR
ORTIZ, Luis ('95-'96)	5/25/1970	Santo Domingo, D.R.	N. Richland Hills, TX
OSWALT, Roy ('12)	8/29/1977	Kosciusko, MS	Starkville, MS
OTSUKA, Akinori ('06-'07)	1/13/1972	Chiba, Japan	San Diego, CA

FRONT OFFICE

COACHES

PLAYERS

2018 REVIEW

OPPONENTS

RECORDS

DEVELOPMENT

MEDIA



PLAYERS	DOB	BIRTHPLACE	RESIDENCE
PACIOREK, Tom ('86-'87)	11/2/1946	Detroit, MI	Eaton, GA
PADILLA, Vicente ('06-'09)	9/27/1977	Chinandega, Nicaragua	Chinandega, Nicaragua
PAGLIARULO, Mike ('95)	3/15/1960	Medford, MA	Winchester, MA
PALMEIRO, Rafael ('89-'93; '99-'03)	9/24/1964	Havana, Cuba	Colleyville, TX
PALMER, Dean ('89, '91-'97)	12/27/1968	Tallahassee, FL	Tallahassee, FL
PANTHER, Jim ('72)	3/1/1945	Burlington, IA	Fort Myers, FL
PAPE, Ken ('76)	10/1/1951	San Antonio, TX	San Antonio, TX
PARENT, Mark ('91)	9/16/1961	Ashland, OR	Palo Cedro, CA
PARK, Chan Ho ('02-'05)	6/30/1973	Kong Ju City, S. Korea	Marina del Ray, CA
PARRISH, Larry ('82-'88)	11/10/1953	Winter Haven, FL	Fort Gaines, FL
PATTERSON, Bob ('93)	5/16/1969	Jacksonville, FL	Hickory, NC
PATTERSON, Danny ('96-'99)	2/17/1971	San Gabriel, CA	Scottsdale, AZ
PATTON, Spencer ('14-'15)	2/20/1988	Urbana, IL	Farina, IL
PAUL, Mike ('72-'73)	4/18/1945	Detroit, MI	Tucson, AZ
PAVLIK, Roger ('92-'98)	10/4/1967	Houston, TX	Houston, TX
PEGUERO, Carlos ('15)	2/22/1987	Hondo Valle, D.R.	Tacoma, WA
PELHAM, C.D. ('18)	2/21/1995	Lancaster, SC	Lancaster, SC
PELTIER, Dan ('92-'93)	6/30/1968	Clifton Park, NY	Hastings, MN
PENA, Carlos ('01, '14)	5/17/1978	Santo Domingo, D.R.	Haverhill, MA
PÉREZ, Carlos ('18)	10/27/1990	Valencia, VZ	Valencia, VZ
PÉREZ, Martin ('12-'18)	4/4/1991	Guanare, VZ	Guanare, VZ
PERISHO, Matt ('98-'00)	6/8/1975	Burlington, IA	Chandler, AZ
PERRY, Gaylord ('75-'77, '80)	9/15/1938	Wilmington, NC	Spruce Pines, NC
PERRY, Herbert ('02-'04)	9/15/1969	Live Oak, FL	Mayo, FL
PETZANOWSKI, Stan ('75-'76)	8/25/1950	East Chicago, IN	New Park, PA
PETERSON, Fritz ('78)	2/8/1942	Chicago, IL	Winona, MN
PETKOVSEK, Mark ('91, '01)	11/18/1965	Beaumont, TX	Beaumont, TX
PETRALLI, Geno ('85-'93)	9/25/1959	Sacramento, CA	Weatherford, TX
PETTIS, Gary ('90-'91)	4/3/1958	Oakland, CA	San Clemente, CA
PIERZYNSKI, A.J. ('13)	12/30/1976	Bridgehampton, NY	Orlando, FL
PIEMONTE, Stolmy ('15)	2/1/1990	San Cristobal, D.R.	San Cristobal, D.R.
PINA, Horacio ('72)	3/12/1945	Coahuila, MX	Coahuila, MX
POLONI, John ('77)	2/28/1954	Dearborn, MI	Tarpon Springs, FL
PONSON, Sidney ('08)	11/2/1976	Noord, Aruba	Miami, FL
POOLE, Jim ('91)	4/28/1966	Rochester, NY	Alpharetta, GA
POQUETTE, Tom ('81)	10/30/1951	Eau Claire, WI	Sorona, WI
POREDA, Aaron ('14)	10/1/1986	Walnut Creek, CA	Moraga, CA
PORTER, Bo ('01)	7/5/1972	Newark, NJ	Fresno, TX
PORTER, Darrell ('86-'87)	1/17/1952	Joplin, MO	Died, 8/5/02 (50)
POWELL, Jay ('02-'04)	1/9/1972	Meridian, MS	Ridgeland, MS
PROFAR, Jurickson ('12-'13, '16-'18)	2/20/1993	Willemstad, Curacao	Willemstad, Curacao
PRUITT, Ron ('75)	10/21/1951	Flint, MI	Medina, OH
PRYOR, Greg ('76)	10/2/1949	Marietta, OH	Lenexa, KS
PUJOLS, Luis ('85)	11/18/1955	Santiago, D.R.	Boynton Beach, FL
PUNNAM, Pat ('77-'82)	12/3/1953	Bethel, VT	Fort Myers, FL
QUINTANILLA, Omar ('11)	10/24/1981	El Paso, TX	El Paso, TX
QUIROZ, Guillermo ('07)	11/29/1981	Maracaibo-Zulia, VZ	Maracaibo-Zulia, VZ
RAGLAND, Tom ('72)	6/16/1946	Talladega, AL	Detroit, MI
RAJSICH, Dave ('79-'80)	9/28/1951	Youngstown, OH	Goodyear, AZ
RAMIREZ, Elizardo ('08)	1/28/1983	Villa Mella, D.R.	Santo Domingo, D.R.
RAMIREZ, Erasmo ('03-'05)	4/29/1976	Santa Ana, CA	Santa Ana, CA
RAMIREZ, Max ('08, '10)	10/11/1984	Barquisimeto, VZ	Barquisimeto, VZ
RAMOS, Cesar ('16)	6/22/1994	Los Angeles, CA	Los Angeles, CA
RAMOS, Mano ('03)	10/19/1977	Aurora, IL	Pluergville, TX
RANAUDO, Anthony ('15-'16)	9/9/1989	Freehold, NJ	Baton Rouge, LA
RANDLE, Lenny ('72-'76)	2/12/1949	Long Beach, CA	Chino Hills, CA
RAPADA, Clay ('10)	3/9/1981	Portsmouth, VA	Johnstown, OH
RAY, Chris ('10)	1/12/1982	Tampa, FL	Ashland, VA
REDUS, Gary ('93-'94)	11/1/1956	Tanner, AL	Decatur, AL
REED, Rick ('93-'94)	8/16/1964	Huntington, WV	Huntington, WV
REGILIO, Nick ('04-'05)	9/4/1978	Miami, FL	Port Orange, FL
REIMER, Kevin ('88-'92)	6/28/1964	Macon, GA	Enderby, B.C.
RELAFOR, Desi ('07)	9/16/1973	Valdosta, GA	Jacksonville, FL
REYES, Dennys ('02)	4/19/1977	Higuera de Zaragoza, MX	Sinaloa, MX
RHEINECKER, John ('06-'07)	5/29/1979	Belleville, IL	Died 7/18/17 (38)
RHODES, Arthur ('11)	10/24/1969	Waco, TX	Forest Hills, MD
RICHARDSON, Kevin ('09)	9/12/1980	Mt. Vernon, WA	Marysville, WA
RICHARDT, Mike ('80, '82-'84)	5/24/1958	North Hollywood, CA	Fresno, CA
RILEY, Matt ('05)	8/2/1979	Santa Ana, CA	Oakley, CA
RIOS, Alex ('13-'14)	2/18/1981	Coffee, AL	Guaynabo, P.R.
RIPKEN, Bill ('93-'94, '97)	12/16/1964	Havre de Grace, MD	Fallston, MD
RIVERA, Ruben ('02)	11/14/1973	La Chorrera, Panama	Panama City, Panama
RIVERS, Mickey ('79-'84)	10/31/1948	Miami, FL	Miami, FL
ROBERTS, Dave ('79-'80)	2/17/1951	Lebanon, OR	Fort Worth, TX
ROBERTS, Leon ('81-'82)	1/22/1951	Vicksburg, MI	Arlington, TX
ROBERTS, Ryan ('08)	9/19/1980	Fort Worth, TX	North Richland Hills, TX
ROBERTSON, Daniel ('14)	9/30/1985	Fontana, CA	Tucson, AZ
ROBINSON, Drew ('17-'18)	4/20/1992	Las Vegas, NV	Las Vegas, NV
ROBINSON, Jeff ('92)	12/14/1961	Ventura, CA	Died 10/26/14 (52)
ROBSON, Tom ('74-'75)	1/15/1946	Rochester, NY	Sun Lakes, AZ
ROCKER, John ('02)	10/17/1974	Statesboro, GA	Dunwoody, GA
RODRIGUEZ, Alex ('01-'03)	7/27/1975	New York, NY	Miami, FL
RODRIGUEZ, Guilder ('14)	7/24/1983	Lara, VZ	Barquisimeto, VZ
RODRIGUEZ, Ivan ('91-'02, '09)	11/27/1971	Vega Baja, PR	Sunny Isles Beach, FL
RODRIGUEZ, Ricardo ('04-'05)	5/21/1978	Manga, D.R.	New York, NY
RODRIGUEZ, Ricardo ('17-'18)	8/31/1992	Maracay, VZ	Maracay, VZ
RODRIGUEZ, Rich ('02)	3/1/1983	Downey, CA	West Lake Village, CA
RODRIGUEZ, Wandy ('15)	1/18/1979	Santiago Rodriguez, D.R.	Pearland, TX
ROGERS, Kenny ('89-'95, '00-'02, '04-'05)11/10/1964	11/10/1964	Savannah, GA	Westlake, TX
ROLAND, Jim ('72)	12/14/1942	Franklin, NC	Died 3/6/10 (67)
ROMANO, Jason ('02)	6/24/1979	Tampa, FL	Land O'Lakes, FL
ROSALES, Adam ('13-'15)	5/20/1983	Chicago, IL	Stow, OH
ROSENTHAL, Wayne ('91-'92)	2/19/1965	Brooklyn, NY	Palm Beach Gardens, FL
ROSIN, Seth ('14)	11/2/1988	Fargo, ND	Shoreview, MN
ROSS JR, Robbie ('12-'14)	6/24/1989	Lexington, KY	Lexington, KY
ROSS, Tyson ('17)	4/22/1987	Berkeley, CA	San Diego, CA



PLAYERS	DOB	BIRTHPLACE	RESIDENCE
ROTH, Michael ('16)	2/15/1990	Greer, SC	Greenville, SC
ROWEN, Ben ('14)	11/15/1988	Ranchos Palos Verdes, CA	San Diego, CA
ROZEMA, Dave ('85-'86)	8/5/1956	Grand Rapids, MI	Grosse Pte. Woods, MI
RUA, Ryan ('14-'18)	3/11/1990	Amherst, OH	Amherst, OH
RUGGIANO, Justin ('16)	4/12/1982	Austin, TX	Heath, TX
RUPE, Josh ('05-'06, '08-'09)	8/18/1982	Portsmouth, VA	Virginia Beach, VA
RUSSELL, Jeff ('85-'92, '95-'96)	9/2/1961	Cincinnati, OH	Colleyville, TX
RUSSELL, John ('90-'93)	1/5/1961	Oklahoma City, OK	Odessa, TX
RYAN, Nolan ('89-'93)	1/31/1947	Refugio, TX	Georgetown, TX
SADLER, Donnie ('02-'03)	6/17/1975	Gholson, TX	China Spring, TX
SADZECK, Connor ('18)	10/1/1991	Barrington, IL	Farmington, NM
SAGMOEN, Marc ('97)	4/16/1971	Seattle, WA	Mukilteo, WA
SALTALAMACCHIA, Jarrod ('07-'10)	5/2/1985	West Palm Beach, FL	Wellington, FL
SAMPLE, Billy ('78-'84)	5/2/1955	Roanoke, VA	Washington Township, NJ
SAMPSON, Adrian ('18)	10/7/1991	Redmond, WA	Renton, WA
SANTANA, Julio ('97-'98)	1/20/1974	San Pedro de Macoris, D.R.	Santo Domingo, D.R.
SANTOS, Victor ('03)	10/2/1976	San Pedro de Macoris, D.R.	San Pedro de Macoris, D.R.
SARDINAS, Luis ('14)	5/16/1993	Bolivar, VZ	Bolivar, VZ
SASSER, Rob ('98)	3/9/1975	Philadelphia, PA	Oakland, CA
SAUNDERS, Joe ('14)	6/16/1981	Fairfax, VA	Phoenix, AZ
SCHAEPPERS, Tanner ('12-'17)	1/17/1987	Mission Viejo, CA	Southlake, TX
SCHIRALDI, Calvin ('91)	6/16/1962	Houston, TX	Austin, TX
SCHMIDT, Dave ('81-'85)	4/22/1957	Niles, MI	Sarasota, FL
SCHOOLER, Mike ('93)	8/10/1962	Anaheim, CA	Mission Viejo, CA
SCOTT, Donnie ('83-'84)	8/16/1961	Dunedin, FL	Pinellas Park, FL
SCRUGGS, Tony ('91)	3/19/1966	Riverside, CA	Culver City, CA
SEANEZ, Rudy ('02)	10/20/1968	Brawley, CA	El Centro, CA
SEBRA, Bob ('85)	12/11/1961	Ridgewood, NJ	Ormond Beach, FL
SEE, Larry ('88)	6/20/1960	Norwalk, CA	Chandler, AZ
SEGUI, David ('00)	7/19/1966	Kansas City, KS	Seattle, WA
SELE, Aaron ('98-'99)	6/25/1970	Golden Valley, MN	Newport Beach, CA
SHAVE, Jon ('93, '99)	1/14/1967	Waycross, GA	Fernandina Beach, FL
SHELDON, Scott ('98-'01)	11/28/1968	Hammond, IN	League City, TX
SHELLENBACK, Jim ('72-'74)	11/18/1943	Riverside, CA	Palm Bay, FL
SHELTON, Chris ('08)	6/26/1980	Salt Lake City, UT	Salt Lake City, UT
SHOUSE, Brian ('03-'05)	9/28/1968	Effingham, IL	Peoria, IL
SIEBERT, Sonny ('73)	1/14/1937	St. Mary's, MO	St. Louis, MO
SIERRA, Ruben ('86-'92; '00-'01; '03)	10/6/1965	Rio Piedras, PR	Miami, FL
SIKORSKI, Brian ('00)	7/27/1974	Detroit, MI	Roseville, MI
SILVESTRI, Dave ('97)	9/29/1967	St. Louis, MO	Chesterfield, MO
SIMMS, Mike ('97-'99)	1/12/1967	Whittier, CA	Lantana, TX
SIMS, Duke ('74)	6/5/1941	Salt Lake City, UT	Las Vegas, NV
SINGER, Bill ('76)	4/24/1944	Los Angeles, CA	Osprey, FL
SKOK, Craig ('76)	9/1/1947	Dobbs Ferry, NY	Lawrenceville, GA
SLAUGHT, Don ('85-'87)	9/11/1958	Long Beach, CA	Rolling Hills, CA
SMALLEY, Roy ('75-'76)	10/25/1952	Los Angeles, CA	Edina, MN
SMART, J.D. ('01)	11/12/1973	San Saba, TX	Austin, TX
SMITH, Dan ('92, '94)	8/20/1969	St. Paul, MN	Flower Mound, TX
SMITH, Keith ('77)	5/3/1953	Palmetto, FL	Bradenton, FL
SMITHSON, Mike ('82-'83)	1/21/1955	Centerville, TN	Centerville, TN
SMOAK, Justin ('10)	12/5/1986	Goose Creek, SC	Goose Creek, SC
SMOLINSKI, Jake ('14-'15)	2/9/1989	Rockford, IL	Rockford, IL
SNARE, Ryan ('04)	2/8/1979	Clearwater, FL	Norcross, GA
SNYDER, Brad ('14)	5/25/1982	Sandusky, OH	Huntersville, IN
SNYDER, Brandon ('12)	11/23/1986	Las Vegas, NV	Ashburn, VA
SODERHOLM, Eric ('79)	9/24/1948	Cortland, NY	Hinsdale, IL
SORIA, Joakim ('13-'14)	5/18/1984	Monclova, MX	Scottsdale, AZ
SORIANO, Alfonso ('04-'05)	1/7/1976	San Pedro de Macoris, D.R.	San Pedro de Macoris, D.R.
SOSA, Sammy ('89, '07)	11/12/1968	San Pedro de Macoris, D.R.	San Pedro de Macoris, D.R.
SOTO, Geovany ('92-'14)	1/20/1983	San Juan, PR	Luquillo, PR
SPENCER, Jim ('73-'75)	7/30/1946	Hanover, PA	Died, 2/10/02 (55)
SPENCER, Shane ('03)	2/20/1972	Key West, FL	Alpine, CA
SPRINGS, Jeffrey ('18)	9/20/1992	Beimont, NC	Charlotte, NC
STAIRS, Matt ('06)	2/27/1968	St. John, NB	Bangor, ME
STANDRIDGE, Jason ('05)	1/19/1978	Birmingham, AL	Pinson, AL
STANHOUSE, Don ('72-'74)	2/2/1951	Du Quoin, IL	Trophy Club, TX
STANLEY, Mike ('86-'91)	6/25/1963	Fort Lauderdale, FL	Maitland, FL
STANTON, Mike ('96)	6/2/1967	Houston, TX	Magnolia, TX
STAUB, Rusty ('80)	4/1/1944	New Orleans, LA	Died, 3/29/18 (73)
STEELES, James ('88)	5/30/1961	Jackson, MS	Santa Maria, CA
STEIN, Bill ('81-'85)	1/21/1947	Battle Creek, MI	Palm Coast, FL
STELMASZEK, Rick ('73)	10/8/1948	Chicago, IL	Died 11/6/17 (69)
STEPHENS, Ray ('92)	9/22/1962	Houston, TX	Charleston, TN
STEVENS, Lee ('96-'99)	7/10/1967	Kansas City, MO	Littleton, CO
STEWART, Chris ('07)	2/19/1982	Fontana, CA	Riverside, CA
STEWART, Dave ('83-'85)	2/19/1957	Oakland, CA	Claremont, CA
STILLWELL, Kurt ('96)	6/4/1965	Glendale, CA	Poway, CA
STONE, Jeff ('89)	12/26/1960	Kennett, MO	Lindenwood, NJ
STOTTLEMYRE, Todd ('98)	5/20/1965	Yakima, WA	Phoenix, AZ
STRANGE, Doug ('93-'94)	4/13/1964	Greenville, SC	Greenville, SC
STRAUSBORGER, Ryan ('15)	3/4/1988	Elkhart, IN	Osceola, IN
STROP, Pedro ('09-'11)	6/13/1985	San Cristobal, D.R.	San Cristobal, D.R.
STUBBS, Drew ('15-'16)	10/4/1984	Atlanta, TX	Austin, TX
STURTEZ, Tanyon ('97)	10/12/1970	Worcester, MA	Delray Beach, FL
SUAREZ, Ken ('72-'73)	4/12/1943	Tampa, FL	Fort Worth, TX
SUDAKIS, Bill ('73)	3/27/1946	Joliet, IL	Palm Springs, CA
SUNDBERG, Jim ('74-'83, '88-'89)	5/18/1951	Galesburg, IL	Arlington, TX
SURHOFF, Rich ('85)	10/3/1962	Bronx, NY	Sinking Spring, PA
TABOR, Greg ('87)	5/21/1961	Castro Valley, CA	Livermore, CA
TANANA, Frank ('82-'85)	7/3/1953	Detroit, MI	Farmington Hills, MI
TATEYAMA, Yoshinori ('11-'12)	12/26/1975	Osaka, Japan	Hokkaido, Japan
TATIS, Fernando ('97-'98)	1/11/1975	San Pedro de Macoris, D.R.	San Pedro de Macoris, D.R.
TAYLOR, Scott ('95)	10/3/1966	Topeka, KS	Wichita, KS
TEAGARDEN, Taylor ('08-'11)	12/21/1983	Dallas, TX	Carrollton, TX
TEJEIRA, Mark ('03-'07)	4/11/1980	Annapolis, MD	Greenwich, CT
TEJEDA, Robinson ('06-'08)	3/24/1982	Bani, D.R.	Bani, D.R.
TEJERA, Michael ('04-'05)	10/18/1976	Havana, Cuba	Miami, FL

FRONT OFFICE
COACHES
PLAYERS
2018 REVIEW
OPPONENTS
RECORDS
DEVELOPMENT
MEDIA

PLAYERS	DOB	BIRTHPLACE	RESIDENCE
TELFORD, Anthony ('02)	3/6/1966	San Jose, CA	Odessa, FL
TELOS, Tomas ('14-'15)	6/18/1991	El Tigre, VZ	El Tigre, VZ
TEPESCH, Nick ('13-'14)	10/12/1988	Kansas City, MO	Blue Springs, MO
TERPKO, Jeff ('74-'76)	10/16/1950	Sayre, PA	Sayre, PA
TETTELTON, Mickey ('95-'97)	9/16/1960	Oklahoma City, OK	Norman, OK
TEWKSBURY, Bob ('95)	11/30/1960	Concord, NH	Concord, NH
THAMES, Marcus ('03)	3/6/1977	Louisville, MS	Louisville, MS
THOMAS, Stan ('74-'75)	7/11/1949	Rumford, ME	Redmond, WA
THOMPSON, Bobby ('78)	11/3/1953	Charlotte, NC	Died 4/25/11 (57)
THOMPSON, Danny ('76)	2/1/1947	Wichita, KS	Died 12/10/76 (29)
THOMPSON, Justin ('05)	3/8/1973	San Antonio, TX	Magnolia, TX
THOMSON, John ('03)	10/1/1973	Vicksburg, MS	Sulphur, LA
THON, Dickie ('92)	6/20/1958	South Bend, IN	Dorado, PR
TOBIK, Dave ('83-'84)	3/2/1953	Euclid, OH	Ballwin, MO
TOBIN, Mason ('11)	7/8/1987	Glendive, MT	Kent, WA
TOCCI, Carlos ('18)	8/23/1995	Maracay, VZ	Maracay, VZ
TOLLESON, Shawn ('14-'16)	1/19/1988	Dallas, TX	Fairview, TX
TOLLESON, Wayne ('81-'85)	11/22/1955	Spartanburg, SC	Spartanburg, SC
TOMKO, Brett ('11)	4/7/1973	Cleveland, OH	Poway, CA
TORREALBA, Yorvit ('11-'12)	7/19/1978	Caracas, VZ	Parkland, FL
TORRES, Andres ('05)	1/26/1978	Aguada, PR	Aguada, PR
TOVAR, Cesar ('74-'75)	7/3/1940	Caracas, VZ	Died 7/14/94 (54)
TREANOR, Matt ('10-'11)	3/3/1976	Garden Grove, CA	Long Beach, CA
TREMIÉ, Chris ('98)	10/17/1969	Houston, TX	New Waverly, TX
TREVINO, Jose ('18)	11/28/1992	Corpus Christi, TX	Frisco, TX
TUCKER, Ryan ('11)	12/6/1986	Burbank, CA	Temple City, CA
UEHARA, Koji ('11-'12)	4/3/1975	Osaka, Japan	Reisterstown, MD
UMBARGER, Jim ('75-'78)	2/17/1953	Burbank, CA	Gilbert, AZ
URBINA, Ugueth ('03)	2/15/1974	Caracas, VZ	Boca Raton, FL
VALDES, Ismael ('02-'03)	8/21/1973	Ciudad Victoria, MX	Tamaulipas, MX
VALDES, Pedro ('00)	6/29/1973	Fajardo, PR	Winter Spring, FL
VALDEZ, Merkin ('11)	11/10/1981	San Cristobal, D.R.	San Cristobal, D.R.
VALENTINE, Ellis ('85)	7/30/1940	Helena, AR	Grand Prairie, TX
VALLÉ, Dave ('95-'96)	10/30/1960	Bayside, NY	Clyde Hill, WA
VAN POPPEL, Todd ('98, '02-'03)	12/9/1971	Hinsdale, IL	Bartonville, TX
VANDE BERG, Ed ('88)	7/26/1958	Redlands, CA	Tempe, AZ
VAUGHN, DeWayne ('88)	10/22/1958	Oklahoma City, OK	Oklahoma City, OK
VAZQUEZ, Ramon ('07-'08)	8/21/1976	Albonito, PR	Lancaster, CA
VELARDE, Randy ('01)	11/24/1962	Midland, TX	Midland, TX
VENABLE, Will ('15)	10/29/1982	Greenbrae, CA	Austin, TX
VENAFRO, Mike ('99-'01)	8/2/1973	Takoma Park, MD	Chantilly, VA
VERRETT, Logan ('15)	6/19/1990	Corpus Christi, TX	Arlington, TX
VILLAFUERTE, Brandon ('01)	12/17/1975	Hilo, HI	Freemont, CA
VIZQUEL, Omar ('09)	4/24/1967	Caracas, VZ	Issaquah, WA
VOIGT, Jack ('95-'96)	5/17/1966	Sarasota, FL	Nokomis, FL
VOLQUEZ, Edinson ('05-'07)	7/3/1983	La Segunua, D.R.	Santo Domingo, D.R.
VOSBERG, Ed ('95-'97)	9/28/1961	Tucson, AZ	Tucson, AZ
WAGNER, Mark ('81-'83)	3/4/1954	Conneaut, OH	Ashtabula, OH
WAITS, Rick ('73)	5/15/1952	Atlanta, GA	Tucson, AZ
WALKER, Duane ('85)	3/13/1956	Pasadena, TX	Deer Park, TX
WALLACE, Mike ('77)	2/3/1951	Gastonia, NC	Midland, VA
WALLING, Denny ('91)	4/17/1954	Neptune, NJ	Waynesboro, VA
WALTON, Danny ('80)	7/14/1947	Los Angeles, CA	Died 8/9/17 (70)
WARD, Gary ('84-'86)	12/6/1953	Los Angeles, CA	Riverside, CA
WASDIN, John ('04-'06)	8/5/1972	Fort Belvoir, VA	Jacksonville, FL
WASHINGTON, Claudell ('77-'78)	8/31/1954	Los Angeles, CA	Oakland, CA
WASHINGTON, LaRue ('78-'79)	9/7/1953	Long Beach, CA	Long Beach, CA
WASZGIS, B.J. ('00)	8/24/1970	Omaha, NE	Camilla, GA
WELLS, Kip ('06)	4/21/1977	Houston, TX	Houston, TX
WELSH, Chris ('85)	4/14/1955	Wilmington, DE	Union, KY
WERNER, Don ('81-'82)	3/8/1953	Appleton, WI	Arlington, TX
WEST, Matt ('14)	11/21/1988	Houston, TX	Houston, TX
WETTELAND, John ('97-'00)	8/21/1966	San Mateo, CA	Paradise, TX
WHITE, Bill ('07-'08)	11/20/1978	Louisville, KY	Alexander City, AL
WHITEHOUSE, Len ('81)	9/10/1957	Burlington, VT	Burlington, VT
WHITESIDE, Matt ('92-'97)	8/8/1967	Sikeston, MO	Eureka, MO
WILHELMSEN, Tom ('16)	12/16/1983	Tucson, AZ	Peoria, AZ
WILKERSON, Brad ('06-'07)	6/1/1977	Owensbrook, KY	Palm Beach Gardens, FL
WILKERSON, Curtis ('83-'88)	4/26/1961	Petersburg, VA	Arlington, TX
WILLIAMS, Jerome ('14)	12/4/1981	Honolulu, HI	Viejo, CA
WILLIAMS, Matt E. ('85)	7/25/1959	Houston, TX	Lake Jackson, TX
WILLIAMS, Mitch ('86-'88)	11/17/1964	Santa Ana, CA	Medford, NJ
WILLS, Bump ('77-'81)	7/27/1952	Washington, DC	Garland, TX
WILMET, Paul ('89)	11/8/1958	Green Bay, WI	De Pere, WI
WILSON, Bobby ('15-'16)	4/8/1983	Dunedin, FL	Largo, FL
WILSON, C.J. ('05-'11)	11/18/1980	Newport Beach, CA	Huntington Beach, CA
WILSON, Josh ('14)	3/26/1981	Pittsburgh, PA	Pittsburgh, PA
WILSON, Steve ('88)	12/13/1964	Victoria, BC	Abbotsford, BC
WITT, Bobby ('86-'92, '95-'98)	5/11/1964	Arlington, VA	Colleyville, TX
WOLF, Ross ('13)	10/18/1982	Effingham, IL	Wheeler, IL
WOOD, Mike ('07)	4/26/1980	West Palm Beach, FL	West Palm Beach, FL
WOODARD, Steve ('02)	5/15/1975	Hartselle, AL	Hartselle, AL
WORTHINGTON, Craig ('95-'96)	4/17/1965	Los Angeles, CA	Downey, CA
WRIGHT, Clyde ('75)	2/20/1941	Jefferson City, TN	Anaheim, CA
WRIGHT, George ('82-'86)	12/22/1958	Oklahoma City, OK	Arlington, TX
WRIGHT, Jamey ('07-'08)	12/24/1974	Oklahoma City, OK	Dallas, TX
WRIGHT, Ricky ('83-'86)	11/22/1968	Paris, TX	Paris, TX
YAN, Esteban ('03)	6/22/1975	Campina Del Seibo, D.R.	Tampa, FL
YOST, Ned ('84)	8/19/1955	Eureka, CA	Manietta, GA
YOUNG, Chris ('04-'05)	5/25/1979	Dallas, TX	Dallas, TX
YOUNG, Eric ('04, '06)	5/18/1967	New Brunswick, NJ	Cypress, TX
YOUNG, Michael ('00-'12)	10/19/1976	Covina, CA	Dallas, TX
ZAUN, Gregg ('99)	4/14/1971	Glendale, CA	Glendale, CA
ZEILE, Todd ('98-'99)	9/9/1965	Van Nuys, CA	Thousand Oaks, CA
ZIMMERMAN, Jeff ('99-'03)	8/9/1972	Kelowna, BC	West Vancouver, BC
ZISK, Richie ('78-'80)	2/6/1949	Brooklyn, NY	Lighthouse Point, FL



POSTSEASON HISTORY

1996 ALDS

Game 1—Oct. 1 at N.Y.	W	Rangers 6, Yankees 2	WP-Burkett	LP-Cone		57,205
Game 2—Oct. 2 at N.Y.	L	Yankees 5, Rangers 4 (12)	WP-Boehringer	LP-Stanton		57,156
Game 3—Oct. 4 at Tex.	L	Yankees 3, Rangers 2	WP-Nelson	LP-Oliver	S-Wetteland	50,860
Game 4—Oct. 5 at Tex. (New York wins series, 3-1)	L	Yankees 6, Rangers 4	WP-Weathers	LP-Pavlik	S-Wetteland	50,066

1998 ALDS

Game 1—Sept. 29 at N.Y.	L	Yankees 2, Rangers 0	WP-Wells	LP-Stottlemlyre	S-Rivera	57,362
Game 2—Sept. 30 at N.Y.	L	Yankees 3, Rangers 1	WP-Pettitte	LP-Helling	S-Rivera	57,360
Game 3—Oct. 2 vs. N.Y. (New York wins series, 3-0)	L	Yankees 4, Rangers 0	WP-Cone	LP-Sele		49,950

1999 ALDS

Game 1—Oct. 5 at N.Y.	L	Yankees 8, Rangers 0	WP-Hernandez	LP-Sele		57,099
Game 2—Oct. 7 at N.Y.	L	Yankees 3, Rangers 1	WP-Pettitte	LP-Helling	S-Rivera	57,485
Game 3—Oct. 9 vs. N.Y. (New York wins series, 3-0)	L	Yankees 3, Rangers 0	WP-Clemens	LP-Loaiza		50,269

2010 ALDS

Game 1—Oct. 6 at T.B.	W	Rangers 5, Rays 1	WP-Lee	LP-Price		35,474
Game 2—Oct. 7 at T.B.	W	Rangers 6, Rays 0	WP-Wilson	LP-Shields		35,535
Game 3—Oct. 9 vs. T.B.	L	Rays 6, Rangers 3	WP-Benoit	LP-Oliver		51,746
Game 4—Oct. 10 vs. T.B.	L	Rays 5, Rangers 2	WP-Davis	LP-Hunter	S-Soriano	49,218
Game 5—Oct. 12 at T.B. (Texas wins series, 3-2)	W	Rangers 5, Rays 1	WP-Lee	LP-Price		41,845

2010 ALCS

Game 1—Oct. 15 vs. N.Y.	L	Yankees 6, Rangers 5	WP-Moseley	LP-O'Day	S-Rivera	50,930
Game 2—Oct. 16 vs. N.Y.	W	Rangers 7, Yankees 2	WP-Lewis	LP-Hughes		50,362
Game 3—Oct. 18 at N.Y.	W	Rangers 8, Yankees 0	WP-Lee	LP-Pettitte		49,480
Game 4—Oct. 19 at N.Y.	W	Rangers 10, Yankees 3	WP-Holland	LP-Burnett	S-Oliver	49,977
Game 5—Oct. 20 at N.Y.	L	Yankees 7, Rangers 2	WP-Sabathia	WP-Wilson		49,832
Game 6—Oct. 22 vs. N.Y. (Texas wins series, 4-2)	W	Rangers 6, Yankees 1	WP-Lewis	LP-Hughes		51,404

2010 WORLD SERIES

Game 1—Oct. 27 at S.F.	L	Giants 11, Rangers 7	WP-Lincecum	LP-Lee		43,601
Game 2—Oct. 28 at S.F.	L	Giants 9, Rangers 0	WP-Cain	LP-Wilson		43,622
Game 3—Oct. 30 vs. S.F.	W	Rangers 4, Giants 2	WP-Lewis	LP-Sanchez	S-Feliz	52,419
Game 4—Oct. 31 vs. S.F.	L	Giants 4, Rangers 0	WP-Bumgarner	LP-Hunter		51,920
Game 5—Nov. 1 vs. S.F. (San Francisco wins series, 4-1)	L	Giants 3, Rangers 1	WP-Lincecum	LP-Lee	S-Wilson	52,045

2011 ALDS

Game 1—Sept. 30 vs. T.B.	L	Rays 9, Rangers 0	WP-Moore	LP-Wilson		50,498
Game 2—Oct. 1 vs. T.B.	W	Rangers 8, Rays 6	WP-Holland	LP-Shields	S-Feliz	51,351
Game 3—Oct. 3 at T.B.	W	Rangers 4, Rays 3	WP-Lewis	LP-Price	S-Feliz	32,828
Game 4—Oct. 4 at T.B. (Texas wins series, 3-1)	W	Rangers 4, Rays 3	WP-Harrison	LP-Hellickson	S-Feliz	28,299

2011 ALCS

Game 1—Oct. 8 vs. Det.	W	Rangers 3, Tigers 2	WP-Ogando	LP-Verlander	S-Feliz	50,114
Game 2—Oct. 10 vs. Det.	W	Rangers 7, Tigers 3 (11)	WP-Adams	LP-Perry		51,227
Game 3—Oct. 11 at Det.	L	Tigers 5, Rangers 2	WP-Fister	LP-Lewis	S-Valverde	41,905
Game 4—Oct. 12 at Det.	W	Rangers 7, Tigers 3 (11)	WP-Feldman	LP-Valverde		42,234
Game 5—Oct. 13 at Det.	L	Tigers 7, Rangers 5	WP-Verlander	LP-Wilson	S-Coke	41,908
Game 6—Oct. 15 vs. Det. (Texas wins series, 4-2)	W	Rangers 15, Tigers 5	WP-Ogando	LP-Scherzer		51,508

2011 WORLD SERIES

Game 1—Oct. 19 at STL.	L	Cardinals 3, Rangers 2	WP-Carpenter	LP-Wilson	S-Motte	46,406
Game 2—Oct. 20 at STL.	W	Rangers 2, Cardinals 1	WP-Adams	LP-Motte	S-Feliz	47,288
Game 3—Oct. 22 vs. STL.	L	Cardinals 16, Rangers 7	WP-Lynn	LP-Harrison		51,462
Game 4—Oct. 23 vs. STL.	W	Rangers 4, Cardinals 0	WP-Holland	LP-Jackson		51,539
Game 5—Oct. 24 vs. STL.	W	Rangers 4, Cardinals 2	WP-Oliver	LP-Dotel	S-Feliz	51,459
Game 6—Oct. 27 at STL.	L	Cardinals 10, Rangers 9 (11)	WP-Westbrook	LP-Lowe		47,325
Game 7—Oct. 28 at STL. (St. Louis wins series, 4-3)	L	Cardinals 6, Rangers 2	WP-Carpenter	LP-Harrison		47,399

2012 AL WILD CARD GAME

Wild Card—Oct. 5 vs. Bal. (Baltimore wins A.L. Wild Card Game)	L	Orioles 5, Rangers 1	WP-Saunders	LP-Darvish		46,931
-------------------------------------------------------------------	---	----------------------	-------------	------------	--	--------

2015 ALDS

Game 1—Oct. 8 at Tor.	W	Rangers 5, Blue Jays 3	WP-Gallardo	LP-Price	S-Dyson	49,834
Game 2—Oct. 9 at Tor.	W	Rangers 6, Blue Jays 4 (14)	WP-Kela	LP-Hawkins	S-Ohlendorf	49,716
Game 3—Oct. 11 vs. Tor.	L	Blue Jays 5, Rangers 1	WP-Estrada	LP-Perez		50,941
Game 4—Oct. 12 vs. Tor.	L	Blue Jays 8, Rangers 4	WP-Price	LP-Holland		47,679
Game 5—Oct. 14 at Tor. (Toronto wins series, 3-2)	L	Blue Jays 6, Rangers 3	WP-Sanchez	LP-Hamels	S-Osuna	49,742

2016 ALDS

Game 1—Oct. 6 vs. Tor.	L	Blue Jays 10, Rangers 1	WP-Estrada	LP-Hamels		47,434
Game 2—Oct. 7 vs. Tor.	L	Blue Jays 5, Rangers 3	WP-Happ	LP-Darvish	S-Osuna	48,019
Game 3—Oct. 9 at Tor. (Toronto wins series, 3-0)	L	Blue Jays 7, Rangers 6 (10)	WP-Osuna	LP-Bush		49,555

RANGERS 2016 DIVISION SERIES ROSTER

PITCHERS (11): Tony Barnette, Matt Bush, Alex Claudio, Yu Darvish, Jake Diekman, Sam Dyson, Cole Hamels, Jeremy Jeffress, Keone Kela, Colby Lewis, Martin Perez.
CATCHERS (2): Robinson Chirinos, Jonathan Lucroy.
INFELDERS (5): Elvis Andrus, Adrian Beltre, Mitch Moreland, Rougned Odor, Jurickson Profar.
OUTFIELDERS (7): Carlos Beltran, Shin-Soo Choo, Ian Desmond, Carlos Gomez, Jared Hooying, Nomar Mazara, Ryan Rua.

FRONT OFFICE

COACHES

PLAYERS

2018 REVIEW

OPINIONS

RECORDS

DEVELOPMENT

MEDIA

ALDS Game #1	Oct. 6: Toronto 10, at Texas 1	0-1
Globe Life Park in Arlington	Blue Jays Lead Series 1-0	
FINAL	1 2 3 4 5 6 7 8 9	R H E LOB
TORONTO	0 0 5 2 0 0 0 0 3	10 13 0 8
TEXAS	0 0 0 0 0 0 0 0 1	1 4 1 1
Toronto	AB R H B IBB K	Texas
Travis, 3B	5 1 0 0 0 0	Gomez, LF
Donaldson, 2B	4 2 4 2 1 0	Desmond, CF
Barney, 3B	0 0 0 0 0 0	Beltran, DH
Encarnacion, 1B	5 2 2 0 0 0	Beltre, 3B
Smook, 1B	0 0 0 0 0 0	Odor, 2B
Bautista, DH	4 2 2 4 1 0	Lucroy, C
Martin, R, C	4 1 0 0 1 2	Moreland, 1B
Tulowitzki, SS	5 0 3 3 0 0	Andrus, SS
Pillar, CF	5 0 0 0 0 0	Choo, RF
Upton Jr., LF	4 1 1 1 1 0	Totals
Carrera, RF	3 1 1 0 2 0	29 1 4 1 0 6
Totals	39 10 13 10 6 2	

ALDS Game #2	Oct. 7: Toronto 5, at Texas 3	0-2
Globe Life Park in Arlington	Blue Jays Lead Series 2-0	
FINAL	1 2 3 4 5 6 7 8 9	R H E LOB
TORONTO	0 2 0 0 3 0 0 0 0	5 6 0 4
TEXAS	0 0 0 1 0 0 0 2 0	3 13 0 13
Toronto	AB R H B IBB K	Texas
Carrera, LF-RF	4 1 1 1 0 0 2	Gomez, LF
Donaldson, 3B	4 0 0 0 0 1	Desmond, CF
Encarnacion, 1B	4 1 1 0 0 0	Beltran, DH
Bautista, RF	3 1 0 0 1 1	Beltre, 3B
Upton Jr., LF	0 0 0 0 0 0	Odor, 2B
Martin, C	3 0 0 0 1 1	Lucroy, C
Tulowitzki, SS	4 1 2 2 0 0	Rua, 1B
Saunders, DH	4 0 1 0 2 0	a-Moreland, PH-1B
Pillar, CF	4 1 1 1 0 0	Andrus, SS
Barney, 2B	3 0 0 0 0 0	Mazara, RF
Totals	33 5 6 5 2 7	40 3 1 0 3 7

a-Batted for Rua in the 8th.
 b-Walked for Mazara in the 8th.
 1-Ran for Chirinos in the 8th.

2B - Tor 2: J. Donaldson 2 (2). **3B -** Tor 1: T. Tulowitzki (1). **Tex 1: E. Andrus (1).**
HR - Tor: J. Bautista (1), M. Upton Jr. (1). **E -** Tex: E. Andrus (1). **RISP -** Tor 0 for 0; Tex 2 for 10; Tex 0 for 1. **GIDP -** Tor: D. Travis, T. Tulowitzki. **Tex: A. Beltre.** **CS -** Tex: E. Andrus (1). **WP -** Tex: C. Hamels. **PB -** Tex: J. Lucroy.
Umpires - HP--Chad Fairchild, 1B--Lance Barksdale, 2B--Sam Holbrook, 3B--Hunter Wendelstedt, LF--Joe West, RF--Cory Blaser.
Time - 2:58 Attendance - 47,434 Weather - 90 degrees

2B - Tex 3: I. Desmond (1), A. Beltre (1), M. Moreland (1). **HR -** Tor 4: E. Carrera (1), E. Encarnacion (1), T. Tulowitzki (1), K. Pillar (1). **RISP -** Tor 0 for 0; Tex 2 for 10.
PB - Tor: R. Martin. **HBP -** Tor: D. Barney by Y. Darvish.
Umpires - HP--Lance Barksdale, 1B--Sam Holbrook, 2B--Hunter Wendelstedt, 3B--Joe West, LF--Cory Blaser, RF--Chad Fairchild.
Time - 3:30 Attendance - 48,019 Weather - 67 degrees

Toronto	IP	H	R	ER	BB	SO	HR	BF	PIT/STK
Estrova (W 1-0)	8.1	4	1	1	0	6	0	27	98/72
Tepera	0.2	0	0	0	0	0	0	2	7/5
Totals	9.0	4	1	1	0	6	0	29	
Texas	IP	H	R	ER	BB	SO	HR	BF	PIT/STK
Hamels (L 0-1)	3.1	6	7	6	3	1	1	20	82/56
Claudio	3.2	2	0	0	2	0	0	13	35/23
Barnette	1.0	1	0	0	0	0	0	4	9/7
Diekman	1.0	4	3	3	1	1	1	8	30/17
Totals	9.0	13	10	9	6	2	2	45	

Toronto	IP	H	R	ER	BB	SO	HR	BF	PIT/STK
Happ (W 1-0)	5.0	9	1	1	1	5	0	25	84/55
Biagini	1.2	1	0	0	0	0	0	6	20/13
Cecil	0.0	0	0	0	1	0	0	1	4/0
Grilli	0.1	0	0	0	0	0	0	1	4/2
Liriano	0.1	2	2	2	1	0	0	4	17/11
Osuna	1.2	1	0	0	0	2	0	6	31/21
Totals	9.0	13	3	3	3	7	0	43	
Texas	IP	H	R	ER	BB	SO	HR	BF	PIT/STK
Darvish (L 0-1)	5.0	5	5	5	1	4	4	22	84/52
Barnette	2.0	1	0	0	0	1	0	7	20/14
Bush	1.0	0	0	0	1	1	0	4	14/8
Dyson	1.0	0	0	0	0	1	0	3	12/8
Totals	9.0	6	5	5	2	7	4	36	

Pitcher Notes - Happ pitched to 1 batter in the 6th. Cecil pitched to 1 batter in the 7th.

ALDS Game #3	Oct. 8: Toronto 7, at Texas 6 (10)	0-3
Rogers Centre	Blue Jays Win Series 3-0	
FINAL	1 2 3 4 5 6 7 8 9 10	R H E LOB
TEXAS	1 0 1 2 0 2 0 0 0 0	6 4 1 2
TORONTO	3 0 2 0 0 1 0 0 0 1	7 10 0 5
Texas	AB R H B IBB K	Toronto
Gomez, LF	4 1 0 0 1 2	Carrera, LF
Desmond, CF	5 0 0 0 0 0	Donaldson, 3B
Beltran, DH	3 0 0 1 1 0	Encarnacion, 1B
Beltre, 3B	4 1 0 0 0 1	Bautista, RF
Odor, 2B	3 2 1 2 1 0	Martin, C
Lucroy, C	4 1 1 0 0 0	Tulowitzki, SS
Moreland, 1B	3 0 1 2 1 1	Saunders, DH
Andrus, SS	4 1 1 1 0 0	a-Upton Jr., PH-DH
Mazara, RF	4 1 0 0 0 2	Pillar, CF
Hooying, RF	1 0 0 0 0 1	Barney, 2B
Totals	34 6 4 6 4 9	Totals 37 7 10 5 4 9

a-Doubled for Saunders in the 6th.

2B - Tex 1: M. Moreland (2). **Tor 3: J. Donaldson 2 (4), M. Upton Jr. (1), HR -** Tex 2: R. Odor (1), E. Andrus (1). **Tor 2: E. Encarnacion (2), R. Martin (1), E -** Tex: R. Odor (1). **RISP -** Tex 1 for 4; Tor 2 for 7. **GIDP -** Tor: J. Bautista, D. Barney, SB - Tex: C. Gomez (1). **Tor: E. Carrera (1), PB -** Tex: J. Lucroy. **IBB -** Tor: K. Pillar by J. Diekman, E. Encarnacion by M. Bush.
Umpires - HP--Sam Holbrook, 1B--Hunter Wendelstedt, 2B--Joe West, 3B--Cory Blaser, LF--Chad Fairchild, RF--Lance Barksdale.
Time - 3:21 Attendance - 49,555 Weather - 70 degrees

Texas	IP	H	R	ER	BB	SO	HR	BF	PIT/STK
Lewis	2.0	5	5	5	0	2	2	11	42/29
Barnette	1.0	1	0	0	0	0	0	4	14/9
Claudio	1.1	1	0	0	1	0	0	5	18/9
Jeffress	1.0	1	1	0	1	1	0	4	13/8
Diekman	0.0	1	0	0	1	0	0	2	5/1
Kela (BS 1)	1.2	0	0	0	0	1	0	5	17/10
Bush (L 0-1)	2.2	1	1	0	1	5	0	10	42/28
Totals	9.2	10	7	5	4	9	2	41	
Toronto	IP	H	R	ER	BB	SO	HR	BF	PIT/STK
Sanchez	5.2	3	6	6	4	5	2	24	92/53
Biagini (BS 1)	1.1	1	0	0	0	1	0	5	16/14
Grilli	0.2	0	0	0	0	1	0	2	4/4
Cecil	0.1	0	0	0	0	0	1	1	4/3
Osuna (W 1-0)	2.0	0	0	0	0	2	0	6	22/14
Totals	10	4	6	6	4	9	2	38	

Pitcher Notes - Lewis pitched to 2 batters in the 3rd Diekman pitched to 2 batters in the 6th.
Game Notes - two outs when winning run scored.



2015 ALDS

RANGERS 2015 DIVISION SERIES ROSTER

PITCHERS (11):

Jake Diekmann, Sam Dyson, Yovani Gallardo, Chi Chi Gonzalez, Cole Hamels, Derek Holland, Keone Kela, Colby Lewis, Ross Ohlendorf, Martin Perez, Shawn Tolleson.

CATCHERS (2):

Robinson Chirinos, Chris Gimenez.

INFELDERS (7):

Hanser Alberto, Elvis Andrus, Adrian Beltre, Prince Fielder, Mitch Moreland, Mike Napoli, Rougned Odor.

OUTFIELDERS (5):

Shin-Soo Choo, Delino DeShields, Josh Hamilton, Drew Stubbs, Will Venable.

ALDS Game #1	Oct. 8: Texas 5, at Toronto 3	1-0	ALDS Game #2	Oct. 9: Texas 6, Toronto 4 (14)	2-0		
Rangers Centre	Rangers Lead Series 1-0		Rangers Centre	Rangers Lead Series 1-0			
FINAL	1 2 3 4 5 6 7 8 9	R H E LOB	FINAL	1 2 3 4 5 6 7 8 9 10 11 12 13 14	R H E LOB		
TEXAS	0 0 2 0 2 0 1 0 0	5 5 0 4	TEXAS	2 1 0 0 0 0 0 1 0 0 0 0 0 2	6 11 1 8		
TORONTO	0 0 0 1 1 1 0 0 0	3 6 1 4	TORONTO	1 2 0 0 1 0 0 0 0 0 0 0 0 0	4 8 1 7		
Texas	AB R H BBIBB K	Toronto	AB R H BBIBB K	Texas	AB R H BBIBB K	Toronto	AB R H BBIBB K
DeShields, CF	4 1 2 1 0 0 0	Revere, LF	4 1 1 0 0 0 0	DeShields, CF	7 2 3 1 0 1 0	Revere, LF	6 0 2 1 0 0 0
Stubbs, CF	0 0 0 0 0 0 0	Donaldson, 3B	1 0 0 0 1 0 0	Stubbs, CF	0 0 0 0 0 0 0	Donaldson, 3B	6 1 1 1 0 0 2
Choo, RF	3 0 0 0 1 0 0	a-Carrera, PH	1 0 0 0 0 0 0	Choo, RF	6 1 1 1 0 1 0	Bautista, RF	5 0 1 0 1 1 1
Beltre, 3B	1 0 1 1 1 0 0	Pennington, 3B	4 0 0 0 0 0 1	Fielder, 1B	4 0 0 0 0 1 1	Encarnacion, DH	5 0 1 0 0 1 1
Alberto, 3B	2 0 0 0 0 0 0	Bautista, RF	4 1 1 1 0 0 0	1-Venable, PR-DH	1 0 1 0 0 0 0	Tulowitzki, SS	6 1 0 0 0 0 3
Fielder, DH	4 0 0 0 0 1 1	Pompey, RF	0 0 0 0 0 0 0	Moreland, 1B	2 0 0 0 1 1 1	Colabello, 1B	5 1 2 0 0 0 1
Napoli, 1B	3 0 0 0 0 1 2	Encarnacion, DH	4 0 2 1 0 0 0	a-Napoli, PH-1B	2 0 0 1 1 1 0	1-Pompey, PR	0 0 0 0 0 0 0
Moreland, 1B	0 0 0 0 0 0 0	Tulowitzki, SS	4 0 0 0 0 0 1	Andrus, SS	6 0 1 0 0 0 0	Smook, 1B	1 0 0 0 0 1 1
Hamilton, LF	4 0 0 0 0 0 2	Smook, 1B	4 0 0 0 0 0 2	Hamilton, LF	6 0 0 0 0 0 2	Martin, C	5 0 1 1 0 0 2
Venable, LF	0 0 0 0 0 0 0	Martin, C	4 1 1 0 0 0 1	Odor, 2B	5 2 1 0 0 1 0	Pillar, CF	6 1 1 0 0 0 3
Andrus, SS	4 0 0 0 0 0 2	Goins, 2B	3 0 0 0 0 0 0	Gimenez, C	6 1 1 0 0 0 0	Goins, 2B	4 0 0 0 0 0 1
Odor, 2B	4 3 1 1 0 0 0	Pillar, CF	3 0 1 1 0 0 0	Alberto, 3B	5 0 1 0 2 0 2	Totals	33 30 7 1 8
Chirinos, C	4 1 1 2 0 0 0	Totals	29 0 2 0 2 8	Totals	50 6 11 5 4 10	1-Ran for Colabello in the 12th.	
Totals	31 5 5 5 3 7	a-Grounded out for Donaldson in the 5th.		1-Ran for Fielder in the 8th. a-Singled for Moreland in the 8th.			

2B - Tex: 1. D. DeShields (2), Tor: 2. R. Martin (1), K. Pillar (1). HR - Tex: 2. R. Chirinos (1), R. Odor (1), Tor: 1. J. Bautista (1), E - Tor: B. Revere (1).
 RISP - Tex: 2 for 4; Tor: 2 for 9. HBP - Tex: R. Odor (2). GIDP - P. Fielder.
 Umpires - HP-James Hoye, LF-Vic Carapazza, 2B-Alfonso Marquez, 3B-Marvin Hudson. LF-Dale Scott, RF-Dan Bellino.
 Time - 2:53 Attendance - 49,834 Weather - 68 degrees, roof closed

2B - Tex: 1. D. DeShields (2), Tor: 2. C. Colabello (1), K. Pillar (2). HR - Tor: 1. J. Donaldson (1), E - Tex: H. Alberto (1), Tor: R. Martin (1). RISP - Tex: 4 for 11; Tor: 2 for 7. SH - Tex: S. Choo. Tor: B. Goins. SF - Tex: H. Alberto. HBP - Tor: R. Martin. 1BB - Tor: E. Encarnacion. SB - Tex: D. DeShields (1), Tor: B. Revere (1), D. Pompey (2). CS - Tex: M. Napoli. GIDP - Tor: K. Pillar.
 Umpires - HP-Vic Carapazza, 1B-Alfonso Marquez, 2B-Marvin Hudson, 3B-Dale Scott, LF-Dale Scott, RF-James Hoye.
 Time - 4:57 Attendance - 49,716 Weather - 68 degrees, roof closed.

Texas	IP	H	R	ER	BB	SO	HR	BF	PIT/STK
Gallardo (W, 1-0)	5.0	4	2	1	1	0	20	73-45	
Kela (H, 1)	1.0	1	1	1	0	1	0	17-11	
Diekmann (H, 1)	2.0	0	0	0	0	1	0	6-16-14	
Dyson, S (S, 1)	1.0	1	0	0	0	1	0	4-17-11	
Totals	9.0	6	3	3	1	4	1	34	

Texas	IP	H	R	ER	BB	SO	HR	BF	PIT/STK
Hamels	7.0	6	4	2	0	6	1	14-17.0	
Dyson	1.0	1	0	0	1	1	0	5-14-9	
Diekmann	2.0	0	0	0	0	2	0	6-28-18	
Tolleson	2.0	1	0	0	0	2	0	7-26-19	
Kela (W, 1-0)	1.0	0	0	0	0	1	1	4-15-8	
Ohlendorf (S, 1)	1.0	0	0	0	0	3	0	4-17-12	
Totals	14.0	8	4	2	2	15	1	5	3

ALDS Game #3	Oct. 11: Toronto 5, at Texas 1	2-1	
Globe Life Park in Arlington	Rangers Lead Series 2-1		
FINAL	1 2 3 4 5 6 7 8 9	R H E LOB	
TORONTO	0 0 1 1 0 3 0 0 0	5 9 1 5	
TEXAS	0 0 0 0 0 0 1 0 0	1 5 1 4	
Toronto	AB R H BBIBB K	Texas	AB R H BBIBB K
Revere, LF	5 0 1 0 0 0 0	DeShields, CF	4 0 1 0 0 0 0
Donaldson, 3B	3 1 2 0 1 0 0	Choo, RF	4 0 0 0 0 2
Bautista, RF	4 1 1 0 0 0 0	Fielder, DH	4 0 0 0 0 0
Encarnacion, DH	2 1 0 0 2 0 0	Moreland, 1B	4 0 0 0 0 0
Colabello, 1B	3 0 0 0 1 1	Andrus, SS	4 1 1 0 0 0
Smook, 1B	0 0 0 0 0 0	Hamilton, J, LF	3 0 2 0 0 0
Tulowitzki, SS	3 1 2 4 1 0	Odor, 2B	3 0 0 1 0 2
Navarro, D, C	4 1 1 0 0 0	Chirinos, C	3 0 0 0 0 1
Pillar, CF	4 0 2 0 0 0	Alberto, 3B	3 0 1 0 0 0
Goins, 2B	3 0 0 0 0 1	Totals	32 1 5 1 0 6
Totals	31 5 9 4 5 3		

ALDS Game #4	Oct. 12: Toronto 8, at Texas 4	2-2	
Globe Life Park in Arlington	Series Tied 2-2		
FINAL	1 2 3 4 5 6 7 8 9	R H E LOB	
TORONTO	3 1 3 0 0 0 1 0 0	8 12 0 8	
TEXAS	0 0 1 0 0 0 1 2 0	4 11 0 6	
Toronto	AB R H BBIBB K	Texas	AB R H BBIBB K
Revere, LF	4 1 2 0 1 0 0	DeShields, CF	5 0 0 0 0 0 1
Donaldson, 3B	4 2 1 2 1 1 1	Choo, RF	4 2 3 0 0 0 0
Bautista, RF	5 0 1 0 0 0 0	Beltre, 3B	2 0 2 0 0 0 0
Encarnacion, DH	5 1 2 1 0 0 0	Fielder, DH	4 1 1 0 0 0 0
Colabello, 1B	4 2 2 2 0 2 0	Morland, 1B	4 0 0 0 1 0 2
Smook, 1B	1 0 0 0 0 0 0	Andrus, SS	4 0 2 1 0 0 1
Tulowitzki, SS	4 0 0 0 1 1	Hamilton, LF	2 0 0 0 0 0 0
Martin, C	3 1 1 0 1 0 0	a-Napoli, PH	1 0 0 0 0 0 0
Pillar, CF	4 1 3 3 0 0 0	Venable, LF	0 0 0 0 0 0 0
Goins, 2B	3 0 0 0 1 1	B-Stubbs, PH-LF	1 0 0 0 0 1 1
Totals	32 4 6 4 5 4	Chirinos, C	4 0 2 1 0 1 1
		Totals	34 3 7 3 3 12

2B - Tor: 2. D. Navarro (1), J. Donaldson (1). Tex: 1. H. Alberto (1). HR - Tor: 1. T. Tulowitzki (1). RISP - Tor: 2 for 8; Tex: 0 for 4. SH - Tor: R. Goins. GIDP - Tor: 3. R. Goins, D. Navarro, C. Colabello, E - Tor: J. Bautista (1); Tex: D. DeShields (1).
 Umpires - HP-Alfonso Marquez, 1B-Marvin Hudson, 2B-Dale Scott, 3B-Dan Bellino. LF-James Hoye, RF-Vic Carapazza.
 Time - 3:08 Attendance - 50,941 Weather - 83 degrees

2B - Tor: 2. J. Bautista (1), C. Colabello (2). Tex: 1. R. Odor (1). HR - Tor: 3. J. Donaldson (2), C. Colabello (1), K. Pillar (1). RISP - Tor: 2 for 11; Tex: 2 for 6. GIDP - Tor: R. Martin, Tex: M. Napoli. SB - Tor: B. Revere (2). CS - K. Pillar.
 Umpires - HP-Marvin Hudson, 1B-Dale Scott, 2B-Dan Bellino, 3B-James Hoye, LF-Vic Carapazza, RF-Alfonso Marquez.
 Time - 3:18 Attendance - 47,879 Weather - 91 degrees

Toronto	IP	H	R	ER	BB	SO	HR	BF	PIT/STK
Estrada (W, 1-0)	6.1	5	1	1	0	4	0	24	89-57
Loup	0.1	0	0	0	0	0	1	3-3	
Lowe	1.0	0	0	0	0	1	0	8-9-22	
Sanchez	1.0	0	0	0	1	0	3	11-8	
Osuna	1.0	0	0	0	0	0	0	3-5-5	
Totals	9.0	5	1	1	0	6	0	3	2

Texas	IP	H	R	ER	BB	SO	HR	BF	PIT/STK
Holland (L, 0-1)	2.0	5	6	6	1	0	3	12	37-21
Lewis	3.0	3	1	1	3	1	0	16	60-32
Ohlendorf	1.0	1	0	0	2	4	0	4	14-12
Diekmann	1.0	2	1	1	0	0	0	4	19-11
Dyson	1.0	1	0	0	0	0	0	4	8-6
Kela	1.0	0	0	0	1	0	0	3	9-3
Totals	9.0	12	8	8	5	5	3	4	3



FRONT OFFICE
COACHES
PLAYERS
2018 REVIEW
OPPONENTS
RECORDS
DEVELOPMENT
MEDIA

ALDS Game #5 Oct. 14: at Toronto 6, Texas 3 2-3
Rogers Centre Blue Jays Win Series 3-2

FINAL	1	2	3	4	5	6	7	8	9	R	H	E	LOB
TEXAS	1	0	1	0	0	0	1	0	0	3	8	3	7
TORONTO	0	0	1	0	0	1	4	0	x	6	7	1	6

Texas	AB	R	H	B	B	K	Toronto	AB	R	H	B	B	K
DeShields, CF	4	1	1	0	0	0	Revere, LF	4	1	1	0	0	0
Stubbs, CF	0	0	0	0	0	0	Donaldson, 3B	4	1	0	1	0	1
b-Venable, PH	1	0	0	0	0	1	Bautista, RF	4	1	2	4	0	0
Choo, RF	4	1	1	1	0	2	Encarnacion, DH	2	1	2	1	2	0
Fielder, DH	4	0	1	1	0	1	Colabello, 1B	4	0	2	0	0	1
Beltre, 3B	4	0	1	0	0	1	Smook, 1B	0	0	0	0	0	0
Moreland, 1B	3	0	0	0	1	0	Tulowitzki, SS	4	0	0	0	0	2
Hamilton, LF	3	0	1	0	1	1	Martin, C	3	1	0	0	1	0
Andrus, SS	4	0	0	0	0	1	1-Pompey, PR	0	0	0	0	0	0
Odor, 2B	4	1	2	0	0	0	Navarro, D, C	1	0	0	0	0	0
Gimenez, C	2	0	1	0	0	1	Pillar, CF	4	1	0	0	0	2
a-Napoli, PH	1	0	0	0	0	1	Goins, 2B	4	1	0	0	0	2

Totals	34	3	8	2	2	9	Totals	34	6	7	6	2	8
--------	----	---	---	---	---	---	--------	----	---	---	---	---	---

a-Struck out for Gimenez in the 9th. 1-Ran for Martin in the 7th.
 b-Struck out for Stubbs in the 9th.

2B - Tex 2: D. DeShields (3), J. Hamilton (1). Tor 1: J. Bautista (2). **HR** - Tex 1: S. Choo (1). Tor 2: E. Encarnacion (1), J. Bautista (2). **E** - Tex: E. Andrus 2, M. Moreland. Tor: R. Martin. **RISP** - Tex 0 for 7, Tor 2 for 10. **SH** - Tex: C. Gimenez. **CS** - Tex: E. Andrus.
Umpires - HP--Dale Scott. 1B--Dan Bellino. 2B--James Hoye. 3B--Vic Carapazza. LF--Alfonso Marquez. RF--Marvin Hudson.
Time - 3:37. **Attendance** - 49,742. **Weather** - 68 degrees, roof closed.

Texas	IP	H	R	ER	BB	SO	HR	BF	PIT/STK
Hamelis (L, 0-1)	6.1	4	5	2	2	8	1	28	11/12
Dyson (BS, 1)	0.2	3	1	1	0	0	1	5	16-10
Diekman	1.0	0	0	0	0	0	0	3	9-6
Totals	8.0	7	6	2	2	8	2	36	

Toronto	IP	H	R	ER	BB	SO	HR	BF	PIT/STK
Stroman	6.0	6	2	2	1	4	1	25	98-68
Sanchez (W, 1-0)	1.1	0	0	0	1	0	1	7	25-14
Osuna (S, 1)	1.2	0	0	0	0	4	0	5	34-23
Totals	9.0	8	3	2	2	9	1	37	

2012 A.L. WILD CARD GAME

RANGERS 2012 WILD CARD ROSTER

PITCHERS (11): Yu Darvish, Scott Feldman, Matt Harrison, Derek Holland, Michael Kirkman, Joe Nathan
 Alexi Ogando, Roy Oswalt, Robbie Ross, Yoshinori Tateyama, Koji Uehara.
CATCHERS (3): Luis Martinez, Mike Napoli, Geovany Soto.
INFELDERS (6): Elvis Andrus, Adrian Beltre, Ian Kinsler, Mitch Moreland, Jurickson Profar, Michael Young.
OUTFIELDERS (5): Nelson Cruz, Craig Gentry, Josh Hamilton, Leonys Martin, David Murphy.

A.L. Wild Card Game Oct. 5: Baltimore 5, at Texas 1
Rangers Ballpark Orioles win series 1-0

FINAL	1	2	3	4	5	6	7	8	9	R	H	E	LOB
BALTIMORE	1	0	0	0	1	1	0	2		5	8	2	6
TEXAS	1	0	0	0	0	0	0	0		1	9	2	8

Baltimore	AB	R	H	B	B	K	Texas	AB	R	H	B	B	K
McLouth, LF	4	1	1	2	0	0	Kinsler, 2B	3	1	2	0	1	0
Hardy, SS	5	1	2	1	0	1	Andrus, SS	4	0	2	0	0	0
Davis, C, RF	4	0	1	0	0	3	Hamilton, LF-CF	4	0	0	0	0	2
Chavez, En, RF	0	1	0	0	0	0	Beltre, A, 3B	4	0	0	0	0	
Jones, Ad, CF	3	0	0	1	0	1	Cruz, N, RF	4	0	2	0	0	
Wieters, C	4	0	0	0	0	2	Young, M, 1B	4	0	2	0	0	
Thome, DH	3	0	1	0	1	1	Napoli, DH-C	3	0	0	0	1	
2-Ford, PR-DH	0	1	0	0	0	0	Soto, C	2	0	0	0	1	
Reynolds, Ma, 1B	3	0	0	0	0	2	a-Moreland, PH	1	0	0	0	1	
Flaherty, 2B	3	0	1	0	0	1	Uehara, P	0	0	0	0	0	
1-Andino, PR-2B	1	2	1	0	0	1	Nathan, P	0	0	0	0	0	
Machado, 3B	3	0	1	1	0	1	c-Profar, PH	1	1	0	1	0	
							Gentry, CF	2	0	0	0	0	
							b-Murphy, Dv, PH-LF	2	0	0	0	0	

Totals	33	5	8	5	1	12	Totals	34	1	9	0	2	6
--------	----	---	---	---	---	----	--------	----	---	---	---	---	---

1-Ran for Flaherty in the 7th. a-Struck out for Soto in the 7th.
 2-Ran for Thome in the 9th. b-Grounded out for Gentry in the 8th.
 c-Singled for Nathan in the 9th.

2B - Bal 1: R. Andino (1). **E** - Bal: D. O'Day (1), M. Reynolds (1). **Tex**: D. Holland (1), M. Young (1). **DP** - Bal (Flaherty to Hardy to Mar Reynolds; Hardy to Flaherty to Mar Reynolds; Hardy to Flaherty to Mar Reynolds). **RISP** - Bal 3 for 5, Tex 1 for 7. **SH** - Bal: M. Machado. **SF** - Bal: N. McLouth. **A** - Jones. **GDIF** - Tex: I. Kinsler. **E** - Andrus, J. Hamilton. **SB** - Bal: N. McLouth (1), M. Reynolds (1). **WP** - Tex: D. Holland. **HBP** - Bal: M. Reynolds by Y. Darvish.
Umpires - HP--Gary Darling. 1B--Jerry Layne. 2B--Ted Barrett. 3B--Bill Miller. LF--Greg Gibson. RF--Chris Giaccone.
Time - 3:19. **Attendance** - 46,931. **Weather** - 75 degrees

Baltimore	IP	H	R	ER	BB	SO	HR	BF	PIT/STK
Saunders, J (W, 1-0)	5.2	6	1	1	1	4	0	22	77/46
O'Day	2.0	1	0	0	0	1	0	7	24/17
Matusz	0.1	0	0	0	0	1	0	1	3/3
Johnson, J	1.0	2	0	0	1	0	0	6	17/11
Totals	9.0	9	1	1	2	6	0	36	

Texas	IP	H	R	ER	BB	SO	HR	BF	PIT/STK
Darvish (L, 0-1)	6.2	5	3	2	0	7	0	27	91/59
Holland, D	0.1	1	0	0	0	1	0	2	8/5
Uehara	1.0	0	0	0	3	0	0	3	18/11
Nathan	1.0	2	2	2	1	1	0	6	35/22
Totals	9.0	8	5	4	1	12	0	38	

RANGERS 2011 DIVISION SERIES ROSTER

PITCHERS (11):

Mike Adams, Scott Feldman, Neftali Feliz, Michael Gonzalez, Matt Harrison, Derek Holland, Colby Lewis, Alexi Ogando, Darren Oliver, Koji Uehara, C.J. Wilson.

CATCHERS (3):

Mike Napoli, Yorvit Torrealba, Matt Treanor.

INFELDERS (6):

Elvis Andrus, Adrian Beltre, Esteban German, Ian Kinsler, Mitch Moreland, Michael Young.

OUTFIELDERS (5):

Endy Chavez, Nelson Cruz, Craig Gentry, Josh Hamilton, David Murphy.

ALDS Game #1	Sept. 30: Tampa Bay 9, at Texas 0										0-1				
Rangers Ballpark											Rays Lead Series 1-0				
FINAL	1	2	3	4	5	6	7	8	9	R	H	E	LOB		
TAMPA BAY	0	3	0	0	2	0	0	0	1	9	11	0	6		
TEXAS	0	0	0	0	0	0	0	0	0	0	2	1	5		

Tampa Bay	AB	R	H	BIBB	K	Texas	AB	R	H	BIBB	K
Rodriguez, SS-2B	5	0	0	0	0	Kinsler, 2B	3	0	0	0	1
Upton, CF	4	1	1	0	1	Andrus, SS	3	0	0	0	1
Longoria, 3B	5	1	2	0	0	Hamilton, CF	4	0	2	0	0
Zobrist, 2B	4	2	1	0	0	Young, 1B	4	0	0	0	0
Brignac, SS	0	0	0	0	0	Beltre, 3B	4	0	0	0	0
Damon, DH	5	2	2	3	0	Napoli, C	3	0	0	0	2
Shoppach, C	6	3	3	5	0	Cruz, RF	3	0	0	0	2
Kotchman, 1B	4	0	0	0	0	Torrealba, DH	3	0	0	0	0
Jennings, LF	3	0	1	0	1	Gentry, LF	1	0	0	0	0
Joyce, RF	4	0	1	1	2	a-Rodriguez, PH-LF	1	0	0	0	1

Totals	39	9	11	9	10	Totals	29	0	2	0	2	8
--------	----	---	----	---	----	--------	----	---	---	---	---	---

a-Struck out for Gentry in the 8th.

ALDS Game #2	Oct. 1: at Texas 8, Tampa Bay 6										1-1				
Rangers Ballpark											Series Tied 1-1				
FINAL	1	2	3	4	5	6	7	8	9	R	H	E	LOB		
TAMPA BAY	1	0	0	2	0	0	3	0	0	6	9	0	7		
TEXAS	0	0	0	5	0	2	0	1	x	8	10	1	6		

Tampa Bay	AB	R	H	BIBB	K	Texas	AB	R	H	BIBB	K
Jennings, LF	4	1	1	0	1	Kinsler, 2B	5	0	2	2	0
Upton, CF	4	2	3	0	1	Andrus, SS	4	1	0	0	1
Longoria, 3B	4	1	1	3	1	Hamilton, CF-LF	3	1	1	1	0
Zobrist, 2B	5	0	1	0	0	Young, DH	4	1	2	0	1
Damon, DH	4	0	1	0	0	Beltre, 3B	3	1	0	1	0
Shoppach, C	1	0	0	1	0	Napoli, C	4	2	2	2	0
a-Jaso, PH-C	2	0	0	0	1	Cruz, RF	4	1	1	0	3
Rodriguez, SS	3	0	0	0	0	Murphy, LF	2	0	1	0	1
b-Fuld, PH-RF	1	0	0	0	0	a-Gentry, PH-CF	1	0	0	0	0
Kotchman, 1B	4	1	1	0	0	Moreland, 1B	3	1	1	2	0
Joyce, RF	4	1	0	1	1						
Brignac, SS	0	0	0	0	0						

Totals	36	6	9	6	4	4	Totals	33	8	10	7	1	8
--------	----	---	---	---	---	---	--------	----	---	----	---	---	---

a-Struck out for Shoppach in the 6th.

b-Lined out for Rodriguez, S in the 8th.

a-Hit a sacrifice bunt for Murphy, Dv in the 6th.

2B - TB: 1: B. Upton (1), Tex: 1: J. Hamilton (1). **HR** - TB: 3: J. Damon (1), K. Shoppach (2) (2), E - Tex: A. Beltre (1). **RISP** - TB: 3 for 10; Tex 0 for 5. **HBP** - TB: B. Zobrist (1), C. Wilson, Tex: C. Gentry by M. Moore. **Umpires** - HP--Mark Carlson, 1B--Kerwin Danley, 2B--Dale Scott, 3B--Greg Gibson, LF--Brian Gorman, RF--Marvin Hudson. **Time** - 3:00 **Attendance** - 50,498 **Weather** - 84 degrees

2B - TB: 4: D. Jennings (1), B. Upton 2 (3), C. Kotchman (1), Tex: 1: I. Kinsler (1), HR - TB: E. Andrus (1), M. Joyce (1), Tex: 1: M. Moreland (1), E - Tex: D. Holland (1). **RISP** - TB: 3 for 9; Tex 3 for 9. **SH** - Tex: C. Gentry, CS - TB: B. Upton (1). **HBP** - Tex: E. Andrus, A. Beltre, M. Moreland. **IBB** - Tex: J. Hamilton by J. Cruz. **Umpires** - HP--Kerwin Danley, 1B--Dale Scott, 2B--Greg Gibson, 3B--Brian Gorman, LF--Marvin Hudson, RF--Mark Carlson. **Time** - 3:28 **Attendance** - 51,351 **Weather** - 83 degrees

Tampa Bay	IP	H	R	ER	BB	SO	HR	BF	PIT/STK
Moore (W 1-0)	7.0	2	0	0	2	6	0	26	98/62
Gomes	1.0	0	0	0	0	2	0	3	13/7
Davis	1.0	0	0	0	0	0	0	3	14/10

Totals	9.0	2	0 <th>0</th> <th>2</th> <th>8</th> <th>0</th> <th>32</th> <th></th>	0	2	8	0	32	
--------	-----	---	---------------------------------------------------------------------	---	---	---	---	----	--

Texas	IP	H	R	ER	BB	SO	HR	BF	PIT/STK
Wilson (L 0-1)	5.0	7	8	6	1	6	3	25	103/66
Feldman	3.0	2	0	0	0	4	0	11	49/33
Harrison	0.2	1	1	1	1	0	0	4	15/7
Gonzalez	0.1	1	0	0	0	1	0	2	8/5

Totals	9.0	11	9	7	2	11	3	42	
--------	-----	----	---	---	---	----	---	----	--

Tampa Bay	IP	H	R	ER	BB	SO	HR	BF	PIT/STK
Shields (L 0-1)	5.0	8	7	7	0	6	0	25	100/67
McGee	0.1	0	0	0	0	0	0	2	5/2
Cruz	0.2	1	0	0	0	1	0	4	14/7
Gomes	1.0	1	1	1	1	0	1	5	15/11
Peralta	0.2	0	0	0	0	0	0	2	9/5

Totals	8.0	10	8	8	1	8	1	38	
--------	-----	----	---	---	---	---	---	----	--

Texas	IP	H	R	ER	BB	SO	HR	BF	PIT/STK
Holland (W 1-0)	5.0	6	3	1	2	2	1	23	93/61
Ogando	1.0	1	0	0	0	1	0	4	13/9
Uehara	0.0	2	3	3	1	0	1	3	11/7
Oliver	1.0	0	0	0	0	1	0	3	13/9
Adams	1.0	0	0	0	0	0	0	3	14/9
Feliz (Save 1)	1.0	0	0	0	1	0	0	4	15/8

Totals	9.0	9	6	4	4	2	40	
--------	-----	---	---	---	---	---	----	--

ALDS Game #3	Oct. 3: Texas 4, at Tampa Bay 3										2-1				
Tropicana Field											Rangers Lead Series 2-1				
FINAL	1	2	3	4	5	6	7	8	9	R	H	E	LOB		
TEXAS	0	0	0	0	0	0	4	0	0	4	9	0	7		
TAMPA BAY	0	0	0	1	0	0	1	1	0	3	6	0	6		

Texas	AB	R	H	BIBB	K	Tampa Bay	AB	R	H	BIBB	K	
Kinsler, 2B	4	1	1	0	1	Jennings, LF	4	2	2	2	0	0
Andrus, SS	4	0	2	0	1	Upton, CF	2	0	0	0	2	1
Hamilton, LF	4	0	1	2	0	Longoria, 3B	4	0	0	1	3	
Young, DH	4	0	0	0	1	Joyce, RF	3	0	0	0	1	1
Beltre, 3B	4	1	1	0	0	Damon, DH	4	1	1	0	0	2
Napoli, C	3	1	2	2	1	Zobrist, 2B	4	1	1	0	0	2
Cruz, RF	4	0	0	0	0	Kotchman, 1B	3	0	0	0	1	3
Moreland, 1B	4	0	0	0	1	Jaso, C	2	0	0	0	0	0
Kotchman, CF	3	1	2	0	0	a-Rodriguez, PH-SS	2	0	1	1	0	0
						Brignac, SS	1	0	0	1	0	
						b-Fuld, PH	3	0	0	0	0	
						Shoppach, C	1	0	0	0	0	

Totals	34	4	9	4	4	4	Totals	31	3	6	3	5	8
--------	----	---	---	---	---	---	--------	----	---	---	---	---	---

a-Struck out for Shoppach in the 9th.

b-Grounded out for Jaso in the 7th.

b-Grounded out for Brignac in the 7th.

ALDS Game #4	Oct. 4: Texas 4, at Tampa Bay 3										3-1				
Tropicana Field											Rangers Win Series 3-1				
FINAL	1	2	3	4	5	6	7	8	9	R	H	E	LOB		
TEXAS	1	1	0	1	0	0	1	0	0	4	6	0	6		
TAMPA BAY	0	1	0	1	0	0	0	1	0	3	7	0	7		

Texas	AB	R	H	BIBB	K	Tampa Bay	AB	R	H	BIBB	K	
Kinsler, 2B	4	1	1	1	1	Jennings, LF	4	0	1	0	1	1
Andrus, SS	3	0	0	0	1	Upton, CF	4	0	0	0	2	2
Hamilton, CF-LF	4	0	0	0	0	Longoria, 3B	4	0	0	0	2	
Young, DH	3	0	0	0	1	Zobrist, 2B	4	0	1	0	1	1
Beltre, 3B	4	4	3	3	0	Damon, DH	4	0	0	0	0	0
Napoli, C	4	0	1	0	0	Shoppach, C	3	0	0	0	2	
Cruz, RF	4	0	2	0	0	a-Fuld, PH	1	0	0	1	0	0
Murphy, LF	3	0	1	0	1	Rodriguez, SS	2	3	1	0	2	0
1-Gentry, PR-CF	0	0	0	0	0	Kotchman, 1B	4	0	2	2	0	0
Moreland, 1B	3	0	0	1	0	1-Johnson, PR	0	0	0	0	0	0
						Joyce, RF	4	0	1	0	1	0

Totals	32	4	6	4	5	4	Totals	34	3	7	3	12
--------	----	---	---	---	---	---	--------	----	---	---	---	----

1-Ran for Murphy in the 9th.

a-Struck out for Shoppach in the 9th.

1-Ran for Kotchman in the 9th.

2B - Tex: 1: I. Kinsler (2), HR - Tex: 1: M. Napoli (1), TB: 2: D. Jennings 2 (2). **RISP** - Tex: 2 for 8; TB: 1 for 8. **GIDP** - TB: K. Shoppach. **SB** - Tex: 1: Kinsler (1), M. Napoli (1), C. Gentry 2 (2), TB: B. Upton (1). **CS** - Tex: E. Andrus (1), C. Gentry (1), TB: B. Upton (2). **Umpires** - HP--Dale Scott, 1B--Greg Gibson, 2B--Brian Gorman, 3B--Marvin Hudson, LF--Mark Carlson, RF--Kerwin Danley. **Time** - 3:51 **Attendance** - 32,828 **Weather** - 70 degrees

2B - TB: 2: S. Rodriguez (1), M. Joyce (1). **HR** - Tex: 4: I. Kinsler (1), A. Beltre 3 (3). **RISP** - Tex: 0 for 2; TB: 2 for 4. **GIDP** - Tex: M. Cruz. **Umpires** - HP--Greg Gibson, 1B--Brian Gorman, 2B--Marvin Hudson, 3B--Mark Carlson, LF--Kerwin Danley, RF--Dale Scott. **Time** - 3:05 **Attendance** - 28,299 **Weather** - 70 degrees

Texas	IP	H	R	ER	BB	SO	HR	BF	PIT/STK
Wilson (W 1-0)	6.0	1	1	1	2	6	1	21	93/62
Oliver	0.1	3	1	1	0	0	0	4	12/11
Ogando	0	0	0	0	0	0	0	8	0/6
Adams	0.1	1	1	1	3	0	1	4	26/12
Gonzalez	0.1	0	0	0	0	1	0	1	3/3
Feliz (Save 2)	1.1	1	1	0	0	1	0	4	25/18

Totals	9.0	6	3	3	5	8	2	36	
--------	-----	---	---	---	---	---	---	----	--

Tampa Bay	IP	H	R	ER	BB	SO	HR	BF	PIT/STK
Price (L 0-1)	6.2	7	3	3	1	3	1	27	102/64
Gomes	0.0	0	0	0	1	2	0	2	9/1
Howell	0.0	1	0	0	0				

2011 ALCS

RANGERS 2011 CHAMPIONSHIP SERIES ROSTER

PITCHERS (12):

Mike Adams, Scott Feldman, Neftali Feliz, Michael Gonzalez, Matt Harrison, Derek Holland, Colby Lewis, Alexi Ogando, Darren Oliver, Yoshinori Tateyama, Koji Uehara, C.J. Wilson.

CATCHERS (2):

Mike Napoli, Yorvit Torrealba.

INFELDERS (6):

Elvis Andrus, Adrian Beltre, Esteban German, Ian Kinsler, Mitch Moreland, Michael Young.

OUTFIELDERS (5):

Endy Chavez, Nelson Cruz, Craig Green, Josh Hamilton, David Murphy.

FRONT OFFICE

COACHES

PLAYERS

2018 REVIEW

OPPONENTS

RECORDS

DEVELOPMENT

MEDIA

ALCS Game #1 Oct. 8: at Texas 3, Detroit 2													4-1				
Rangers Ballpark													Rangers Lead Series 1-0				
FINAL	1	2	3	4	5	6	7	8	9	R	H	E	LOB				
DETROIT	0	0	0	0	2	0	0	0	0	2	7	1	9				
TEXAS	0	2	0	1	0	0	0	0	x	3	6	0	5				

ALCS Game #2 Oct. 10: at Texas 7, Detroit 3 (11)													5-1							
Rangers Ballpark													Rangers Lead Series 2-0							
FINAL	1	2	3	4	5	6	7	8	9	10	11	R	H	E	LOB					
DETROIT	0	0	0	0	0	0	0	0	0	0	0	3	8	0	13					
TEXAS	2	0	0	0	0	0	0	0	1	0	0	4	7	1	1	6				

a-Struck out for Inge in the 9th.
 1-Ran for Ordonez in the 5th.
 2-Ran for Santiago in the 9th.

2B - Det: 2. A. Jackson (1), R. Santiago (1), 3B - Tex: 1. D. Murphy (1), HR - Tex: 1. N. Cruz (1), E-Det: A. Jackson (1), RISP - Det: 1 for 7, Tex: 1 for 4, GIDP - Det: V. Martinez (1), CS - Tex: 1, Kinsler (1), IBB - Det: M. Ordonez, Umpires - HP-Tim Welke, 1B-Larry Vanover, 2B-Jim Wolf, 3B-Fieldin Culbreth, LF-Jeff Nelson, RF-Tom Hallion, Time - 3:07 (1:50 delay), Attendance - 50,114 Weather - 74 degrees

ALCS Game #3 Oct. 11: at Detroit 5, Texas 2													5-2				
Comerica Park													Rangers Lead Series 2-1				
FINAL	1	2	3	4	5	6	7	8	9	R	H	E	LOB				
TEXAS	1	0	0	0	0	0	1	0	1	2	8	0	4				
DETROIT	0	0	0	1	1	2	1	0	x	5	11	0	8				

ALCS Game #4 Oct. 12: Texas 7, at Detroit 3 (11)													6-2						
Comerica Park													Rangers Lead Series 3-1						
FINAL	1	2	3	4	5	6	7	8	9	10	11	R	H	E	LOB				
TEXAS	0	0	0	0	0	3	0	0	0	0	4	7	11	0	5				
DETROIT	0	0	2	0	0	0	1	0	0	0	0	3	5	1	5				

Pitcher Notes - Scherzer pitched to 1 batter in the 7th, Perry pitched to 4 batters in the 11th, M.Gonzalez pitched to 1 batter in the 9th.

Game Notes - no outs when winning run scored.

ALCS Game #3 Oct. 11: at Detroit 5, Texas 2													5-2											
Comerica Park													Rangers Lead Series 2-1											
Texas	AB	R	H	BIBB	K	Detroit	AB	R	H	BIBB	K	Texas	AB	R	H	BIBB	K	Detroit	AB	R	H	BIBB	K	
Kinsler, 2B	3	1	2	1	0	1	Jackson, CF	5	1	3	1	0	Kinsler, 2B	4	1	1	1	0	Jackson, CF	3	0	0	0	0
Andrus, SS	3	0	1	0	0	1	Santiago, 3B	4	0	1	0	0	Andrus, SS	5	1	0	1	0	Raburn, RF-LF	5	1	0	1	0
Hamilton, CF	4	0	2	1	0	1	Cabrera, 1B	4	1	2	2	0	Hamilton, CF	5	1	1	0	2	Cabrera, 1B	5	0	2	2	3
Young, 1B	4	0	0	0	0	1	Martinez, DH	2	1	1	1	2	Young, 1B	5	0	1	1	0	Martinez, DH	5	0	1	0	1
Beltre, 3B	4	0	0	0	0	0	Kelly, 3B-RF	4	0	0	0	0	Beltre, 3B	4	1	0	0	2	Young, LF	4	0	0	0	0
Napoli, DH	4	0	0	0	0	0	Peralta, SS	4	0	0	0	0	Napoli, C	4	1	2	1	0	Kelly, RF	1	0	0	0	0
Cruz, RF	3	0	0	0	0	0	Avila, C	4	0	0	0	3	Cruz, RF	4	0	0	0	0	Kelly, RF	4	0	0	0	0
Torrealba, C	3	1	3	0	0	0	Raburn, LF	4	0	1	0	1	Avila, C	4	1	3	0	0	Murphy, LF	3	0	0	0	1
Chavez, LF	3	0	0	0	0	0	Dirks, RF	3	1	1	0	0	Chavez, LF	3	0	0	0	0	a-Gentry, PH-CF	4	0	0	0	0
							Inge, 3B	1	0	0	0	0												

a-Filed out for Murphy in the 11th.

2B - Tex: 2. J. Hamilton (2), Y. Torrealba (1), Det: 2. M. Cabrera (2), R. Raburn (1), HR - Det: 3. M. Cabrera (1), V. Martinez (1), J. Peralta (1), RISP - Tex: 1 for 10; Det: 2 for 7, SH - Tex: E. Andrus, GIDP - Tex: E. Andrus, M. Young, SB - Det: A. Dirks (1), HBP - Tex: 1, Kinsler by D. Fisher.
 Umpires - HP-Jim Wolf, 1B-Fieldin Culbreth, 2B-Jeff Nelson, 3B-Tom Hallion, LF-Tim Welke, RF-Larry Vanover.
 Time - 3:08, Attendance - 41,905, Weather - 65 degrees

ALCS Game #4 Oct. 12: Texas 7, at Detroit 3 (11)													6-2							
Comerica Park													Rangers Lead Series 3-1							
Texas	IP	H	R	ER	BB	SO	HR	BF	PIT/STK	Detroit	IP	H	R	ER	BB	SO	HR	BF	PIT/STK	
Lewis (L-0-1)	5.2	8	4	4	2	6	2	27	111/75	Harrison	5.0	3	2	2	2	3	3	0	20	91/53
Uehara	0.2	2	1	0	1	0	0	1	4	13/11	Ogando (BS 1)	2.0	1	0	0	1	2	1	8	39/24
Oliver	4.0	0	0	0	0	1	0	3	12/7	Adams	1.0	1	0	0	1	0	1	4	16/7	
Tateyama	0.2	1	0	0	0	0	0	0	3	1/4	Oliver	1.0	0	0	0	0	0	0	3	18/14
Totals	8.0	11	5	5	2	7	3	37	Feldman (W 1-0)	1.0	0	0	0	0	0	1	0	3	11/6	
									Feliz	1.0	0	0	0	0	0	0	0	3	7/6	

ALCS Game #4 Oct. 12: Texas 7, at Detroit 3 (11)													6-2						
Comerica Park													Rangers Lead Series 3-1						
Detroit	IP	H	R	ER	BB	SO	HR	BF	PIT/STK	Texas	IP	H	R	ER	BB	SO	HR	BF	PIT/STK
Fisher (W 1-0)	7.1	7	2	2	0	3	0	27	102/74	Porcello	6.2	8	3	2	0	6	0	27	93/59
Benoit	0.2	0	0	0	0	1	0	2	10/6	Albuquerque	0.1	0	0	0	1	0	0	2	9/3
Valverde (Save 1)	1.0	1	0	0	0	1	0	4	16/11	Benoit	2.0	0	0	0	1	2	0	6	34/24
Totals	9.0	8	2	2	0	5	0	33	Valverde (L 0-1)	1.1	3	4	4	1	2	1	8	22/15	
									Coke	0.2	0	0	0	0	0	0	2	2/2	

ALCS Game #3 Oct. 11: at Detroit 5, Texas 2													5-2				
Comerica Park													Rangers Lead Series 2-1				
FINAL	1	2	3	4	5	6	7	8	9	R	H	E	LOB				
TEXAS	1	0	0	0	0	0	1	0	1	2	8	0	4				
DETROIT	0	0	0	1	1	2	1	0	x	5	11	0	8				

ALCS Game #4 Oct. 12: Texas 7, at Detroit 3 (11)													6-2						
Comerica Park													Rangers Lead Series 3-1						
FINAL	1	2	3	4	5	6	7	8	9	10	11	R	H	E	LOB				
TEXAS	0	0	0	0	0	3	0	0	0	0	4	7	11	0	5				
DETROIT	0	0	2	0	0	0	1	0	0	0	0	3	5	1	5				

a-Filed out for Inge in the 9th.

2B - Det: 3. D. Kelly (1), M. Cabrera (1), J. Peralta (1), Tex: 4. J. Hamilton (1), A. Beltre 2 (2), N. Cruz (3), HR - Det: 1. R. Raburn (1), Tex: 2. N. Cruz 2 (3), E - Tex: M. Moreland (1), RISP - Det 1 for 12; Tex 3 for 13, SH - Det: J. Peralta, B. Inge, GIDP - Tex: M. Moreland, HBP - Det: V. Martinez; Tex: N. Cruz, IBB - Det: M. Cabrera, Tex: M. Napoli.
 Umpires - HP-Larry Vanover, 1B-Jim Wolf, 2B-Fieldin Culbreth, 3B-Jeff Nelson, LF-Tom Hallion, RF-Tim Welke.
 Time - 4:25 Attendance - 51,227 Weather - 74 degrees

ALCS Game #3 Oct. 11: at Detroit 5, Texas 2													5-2							
Comerica Park													Rangers Lead Series 2-1							
Detroit	IP	H	R	ER	BB	SO	HR	BF	PIT/STK	Texas	IP	H	R	ER	BB	SO	HR	BF	PIT/STK	
Scherzer	6.0	6	3	3	1	6	1	25	91/64	Holland	2.2	4	3	3	4	0	1	17	76/45	
Coke	0.2	0	0	0	0	1	0	2	7/5	Feldman	4.1	1	0	0	0	4	0	15	49/31	
Benoit	0.0	0	0	0	1	0	0	4	18/10	Ogando	1.2	1	0	0	0	2	0	6	23/15	
Valverde	2.0	1	0	0	0	1	0	0	8	23/14	M.Gonzalez	0.0	0	0	0	0	0	0	1	2/1
Perry (L 0-1)	0.0	4	4	4	4	0	0	1	4	20/13	Feliz	1.1	0	0	0	2	0	0	6	23/11
Totals	10.0	11	7	7	3	7	2	43	Adams (W 1-0)	1.0	1	0	0	0	2	0	4	22/13		

Pitcher Notes - Scherzer pitched to 1 batter in the 7th, Perry pitched to 4 batters in the 11th, M.Gonzalez pitched to 1 batter in the 9th.

Game Notes - no outs when winning run scored.

ALCS Game #4 Oct. 12: Texas 7, at Detroit 3 (11)													6-2											
Comerica Park													Rangers Lead Series 3-1											
Texas	AB	R	H	BIBB	K	Detroit	AB	R	H	BIBB	K	Texas	AB	R	H	BIBB	K	Detroit	AB	R	H	BIBB	K	
Kinsler, 2B	4	1	1	1	1	0	Jackson, CF	5	1	1	1	0	Kinsler, 2B	4	1	1	1	0	Jackson, CF	3	0	0	0	0
Andrus, SS	5	1	1	0	1	0	Raburn, RF-LF	5	1	1	0	1	Andrus, SS	5	1	0	1	0	Raburn, RF-LF	5	1	0	1	0
Hamilton, CF	5	0	1	0	2	0	Cabrera, 1B	5	0	2	2	3	Hamilton, CF	5	0	2	2	3	Cabrera, 1B	5	0	2	2	3
Young, 1B	5	0	1	1	0	2	Martinez, DH	5	0	1	0	1	Young, 1B	5	0	1	0	1	Martinez, DH	5	0	1	0	1
Beltre, 3B	4	1	0	0	1	2	Young, LF	4	0	0	0	0	Beltre, 3B	4	1	0	0	2	Young, LF	4	0	0	0	0
Napoli, C	4	1	2	1	0	1	Kelly, RF	1	0	0	0	0	Napoli, C	4	1	2	1	0	Kelly, RF	1	0	0	0	0
Cruz, RF	4	0	0	0	0	3	Avila, C	4	0	0	0	3	Cruz, RF	4	0	0	0	0	Avila, C	4	0	0	0	0
Murphy, LF	4	1	3	0	0	1	Peralta, SS	3	0	0	0	1	Murphy, LF	4	1	3	0	0	Peralta, SS	3	0	0	0	1
a-Gentry, PH-CF	1	0	0	0	0	0	Santiago, 2B	4	0	0	0	0	a-Gentry, PH-CF	1	0	0	0	0	Santiago, 2B	4	0	0	0	0
Torrealba, DH	5	0	1	0	0	2	Inge, 3B	4	2	2	1	5	Torrealba, DH	5	0	1	0	2						

ALCS Game #5 Oct. 13: at Detroit 7, Texas 5 **6-3**
Comerica Park **Rangers Lead Series 3-2**

FINAL	1	2	3	4	5	6	7	8	9	R	H	E	LOB
TEXAS	1	0	0	0	1	0	0	2	1	5	10	1	10
DETROIT	0	0	1	0	4	1	0	x		7	10	1	4

Texas	AB	R	H	B	BB	K	Detroit	AB	R	H	B	BB	K
Kinsler, 2B	4	2	1	0	1	1	Jackson, CF	4	0	0	0	0	4
Andrus, SS	5	0	1	0	0	0	Raburn, RF-LF	4	2	2	1	0	0
Hamilton, CF	4	1	2	0	0	1	Cabrera, 1B	2	1	1	2	0	0
Young, DH	5	0	2	1	0	1	Martinez, DH	4	1	1	1	0	0
Beltre, 3B	4	0	0	0	1	1	Young, LF	3	2	2	3	0	0
Napoli, C-1B	4	1	2	0	1	0	Kelly, RF	1	0	0	0	0	0
Cruz, RF	4	1	2	0	2	2	Peralta, SS	4	0	0	0	1	1
Murphy, LF	4	0	1	0	0	0	Inge, 3B	3	0	1	0	1	1
Moreland, 1B	2	0	0	0	1	2	Avila, C	4	1	1	1	0	1
a-Torrealba, PH-C	1	0	0	0	0	1	Santiago, 2B	3	0	2	0	0	0

Totals 37 5 10 5 4 9 **Totals** 32 7 10 7 3 7
 a-Struck out for Moreland in the 8th.

2B - Tex 4: I. Kinsler (2), J. Hamilton (4), M. Young (1), D. Murphy (2). Det 1: M. Cabrera (4). **3B** - Det 1: V. Martinez (1). **HR** - Tex 1: N. Cruz (5), Det 4: R. Raburn (2), D. Young 2 (2), A. Avila (1). **E** - Tex: E. Andrus (1). Det: R. Santiago (1). **RISP** - Tex 2 for 9; Det 2 for 5. **SF** - Tex: J. Hamilton. **GIDP** - Tex: I. Kinsler. Det: V. Martinez, A. Avila **SB** - Det: M. Cabrera (1).
Umpires - HP-Jeff Nelson, 1B-Tom Hallion, 2B-Tim Welke, 3B-Larry Vanover, LF-Jim Wolf, RF-Fieldin Culbreth.
Time - 3:21. **Attendance** - 41,908. **Weather** - 65 degrees

Texas	IP	H	R	ER	BB	SO	HR	BF	PIT/STK
Wilson (L 0-1)	6.0	8	6	6	2	5	3	27	109/72
Uehara	0.2	1	1	1	1	1	1	4	11/6
Gonzalez	0.1	0	0	0	0	0	0	1	4/3
Adams	1.0	1	0	0	0	1	0	3	10/8
Totals	8.0	10	7	7	3	7	4	35	

Detroit	IP	H	R	ER	BB	SO	HR	BF	PIT/STK
Verlander (W 1-1)	7.1	8	4	4	3	8	1	34	133/94
Coke (Save 1)	1.2	2	1	1	1	1	0	8	21/13
Totals	9.0	10	5	5	4	9	1	42	

ALCS Game #6 Oct. 15: at Texas 15, Detroit 5 **7-3**
Rangers Ballpark **Rangers Win Series 4-2**

FINAL	1	2	3	4	5	6	7	8	9	R	H	E	LOB
DETROIT	1	1	0	0	2	0	0	1	0	5	10	2	3
TEXAS	0	0	9	0	1	2	3	0	x	15	17	0	11

Detroit	AB	R	H	B	BB	K	Texas	AB	R	H	B	BB	K
Jackson, CF	4	1	2	2	0	1	Kinsler, 2B	5	2	2	3	1	0
Raburn, RF	4	0	0	0	0	0	Andrus, SS	5	2	2	0	1	0
Cabrera, 1B	4	2	2	0	0	2	Hamilton, CF-LF	4	4	1	1	1	0
Martinez, DH	4	0	3	0	0	0	Young, 1B	6	2	3	5	0	1
Young, LF	4	0	0	0	0	3	Beltre, 3B	6	2	2	1	0	3
Peralta, SS	4	1	1	1	0	1	Napoli, C	4	2	1	0	1	0
Avila, C	4	0	0	0	0	1	Cruz, RF	4	2	2	2	1	0
Inge, 3B	4	1	1	0	0	0	Murphy, DH	2	2	2	2	3	0
Santiago, 2B	3	0	1	0	0	0	Chavez, LF	1	0	0	0	0	0
							a-Genry, PH-CF	4	0	2	1	0	0

Totals 35 5 10 5 0 8 **Totals** 41 15 17 15 8 4
 a-Reached on a fielder's choice for Chavez, En in the 3rd.

2B - Tex 4: M. Young 2 (3), A. Beltre (3), N. Cruz (2). **HR** - Det 4: A. Jackson (1), M. Cabrera 2 (3), J. Peralta (2), Tex 2: M. Young (1), N. Cruz (6). **E** - Det: R. Raburn (1), D. Young (1). **RISP** - Det 1 for 1; Tex 8 for 18. **SF** - Tex: J. Hamilton. **GIDP** - Det: R. Raburn 2. **SB** - Tex: E. Andrus (1), D. Murphy (1). **CS** - Tex: E. Andrus (1).
IBB - Tex: J. Hamilton, D. Murphy.
Umpires - HP-Tom Hallion, 1B-Tim Welke, 2B-Larry Vanover, 3B-Jim Wolf, LF-Fieldin Culbreth, RF-Jeff Nelson. **Time** - 3:32. **Attendance** - 51,508. **Weather** - 80 degrees

Detroit	IP	H	R	ER	BB	SO	HR	BF	PIT/STK
Scherzer (L 0-1)	2.1	5	6	6	4	1	0	16	62/30
Schlereth	0.0	1	1	1	0	0	0	0	1/2
Porcello	0.1	2	2	2	1	0	0	5	14/6
Perry	2.1	2	1	0	0	0	0	9	35/22
Penny	1.2	7	5	5	2	1	2	14	46/21
Alburquerque	1.1	0	0	0	1	2	0	5	18/11
Totals	8.0	17	15	14	8	4	2	50	

Texas	IP	H	R	ER	BB	SO	HR	BF	PIT/STK
Holland	4.2	7	4	4	0	5	3	19	69/47
Feldman	0.1	0	0	0	0	0	0	1	3/3
Ogando (W 2-0)	2.0	1	0	0	0	3	0	7	26/19
Adams	1.0	2	1	1	0	0	1	5	16/11
Feliz	1.0	0	0	0	0	0	0	3	14/9
Totals	9.0	10	5	5	0	8	4	35	

Schlereth pitched to 1 batter in the 3rd.



NELSON CRUZ HAD A RECORD-SETTING PERFORMANCE ON HIS WAY TO BEING SELECTED THE 2011 AMERICAN LEAGUE CHAMPIONSHIP SERIES MOST VALUABLE PLAYER.



FRONT OFFICE
COACHES
PLAYERS
2018 REVIEW
OPPONENTS
RECORDS
DEVELOPMENT
MEDIA

2011 WORLD SERIES

RANGERS 2011 WORLD SERIES ROSTER

PITCHERS (11): Mike Adams, Scott Feldman, Neftali Feliz, Michael Gonzalez, Matt Harrison, Derek Holland, Colby Lewis, Mark Lowe, Alexi Ogando, Darren Oliver, C.J. Wilson.

CATCHERS (3): Mike Napoli, Yorvit Torrealba, Matt Treanor.

INFIELDERS (6): Elvis Andrus, Adrian Beltre, Esteban German, Ian Kinsler, Mitch Moreland, Michael Young.

OUTFIELDERS (5): Endy Chavez, Nelson Cruz, Craig Gentry, Josh Hamilton, David Murphy.

WS Game #1	Oct. 19: at St. Louis 3, Texas 2	7-4
Busch Stadium	Cardinals Lead Series 1-0	

FINAL	1	2	3	4	5	6	7	8	9	R	H	E	LOB
TEXAS	0	0	0	0	2	0	0	0	0	2	6	0	4
ST. LOUIS	0	0	0	2	1	0	0	0	x	3	6	0	8

Texas	AB	R	H	BIBB	K	St. Louis	AB	R	H	BIBB	K
Kinsler, 2B	4	0	2	0	0	Furcal, SS	2	0	0	0	2
Andrus, SS	4	0	0	0	0	Jay, CF	2	1	0	0	0
Hamilton, CF-LF	4	0	0	0	0	Pujols, 1B	2	1	0	0	0
Young, 1B	4	0	0	0	0	Holliday, LF	4	1	1	0	0
Beltre, 3B	4	1	2	0	0	Berkman, RF	4	0	2	0	0
Cruz, RF	3	0	1	0	1	Motte, P	0	0	0	0	0
Napoli, C	2	1	2	1	0	Freese, 3B	2	1	1	0	0
Murphy, LF	2	0	0	0	0	Descaiso, 3B	0	0	0	0	0
a-Gentry, PH-CF	0	0	0	0	0	Molina, C	4	0	0	0	0
Wilson, P	2	0	0	0	0	Punto, 2B	2	0	0	0	2
Ogando, P	0	0	0	0	0	Carpenter, P	2	0	0	0	2
b-German, PH	1	0	0	0	0	a-Craig, PH	1	0	0	1	0
Gonzalez, P	0	0	0	0	0	Salas, P	0	0	0	0	0
Feldman, P	0	0	0	0	0	Rzepczynski, P	0	0	0	0	0
						Dotel, P	0	0	0	0	0
						Rhodes, P	0	0	0	0	0
						Schumaker, RF	0	0	0	0	0

Totals	30	2	6	2	2	7	Totals	26	3	6	3	6	5
---------------	----	---	---	---	---	---	---------------	----	---	---	---	---	---

a-Struck out for Murphy in the 7th. a-Singled for Carpenter in the 6th.
b-Struck out for Ogando in the 7th.

2B - Tex: 1. A. Beltre (1), SIL: 2. M. Holliday (1), D. Freese (1). **HR** - Tex: 1. M. Napoli (1). **DP** - Tex: (Beltre to Kinsler to Mi Young). **RISP** - Tex: 0 for 5. **SIL** 2 for 9. **S**: Tex: E. Andrus, SIL: J. Jay, D. Descaiso. **GIDP** - Tex: M. Napoli. **SIL**: J. M. Young, B. Holliday. **CS** - Tex: I. Kinsler (1). **WP** - Tex: C. Wilson. **HBP** - SIL: A. Pujols by C. Wilson. **IBB** - SIL: A. Pujols by Wilson. **PH** - Jerry Layne, 1B - Greg Gibson, 2B - Alfonso Marquez, 3B - Ron Kulpa, LF - Ted Barrett, RF - Gary Cederstrom.

Time - 3:06 Attendance - 46,406 Weather - 48 degrees

Texas	IP	H	R	ER	BB	SO	HR	BF	PIT/STK
Wilson (L, 0-1)	5.2	4	3	3	6	4	0	26	94/50
Ogando	0.1	1	0	0	0	0	0	2	9/7
Gonzalez	0.1	0	0	0	0	0	0	1	2/2
Feldman	1.2	1	0	0	0	1	0	6	27/15

St. Louis	IP	H	R	ER	BB	SO	HR	BF	PIT/STK
Carpenter (W, 1-0)	6.0	5	2	2	1	4	1	22	87/49
Salas	0.2	0	0	0	0	0	0	3	11/5
Rzepczynski	0.2	0	0	0	0	2	0	7	6/6
Dotel	0.2	0	0	0	0	1	0	2	5/5
Rhodes	0.1	0	0	0	0	0	0	1	6/3
Motte (S, 1)	1.0	0	0	0	0	0	0	3	10/7

Totals	9.0	6	2	2	2	7	1	33	
---------------	-----	---	---	---	---	---	---	----	--

WS Game #3	Oct. 22: St. Louis 16, at Texas 7	8-5
Rangers Ballpark	Cardinals Lead Series 2-1	

FINAL	1	2	3	4	5	6	7	8	9	R	H	E	LOB
ST. LOUIS	1	2	0	4	3	4	2	1	1	16	15	0	6
TEXAS	0	0	0	3	3	0	1	0	0	7	13	3	8

St. Louis	AB	R	H	BIBB	K	Texas	AB	R	H	BIBB	K
Furcal, SS	1	1	0	0	1	Furcal, SS	4	0	0	0	1
Craig, RF	5	2	1	1	2	Andrus, 2B	5	1	2	0	2
Pujols, 1B	6	4	5	6	0	Hamilton, CF	5	1	1	0	0
Holliday, LF	5	3	1	0	1	Gentry, CF	0	0	0	0	0
Berkman, DH	4	2	2	0	1	Young, DH	5	2	2	0	1
Freese, 3B	4	1	2	2	1	Beltre, 3B	5	2	4	1	0
1-Descaiso, PR-3B	0	0	0	0	0	Cruz, RF	4	1	1	2	1
Molina, C	3	1	2	4	1	Napoli, 1B	2	0	2	0	0
Jay, CF	0	0	0	0	0	Murphy, LF	3	0	0	0	0
Theiriot, 2B	4	1	1	1	0	Torrealba, C	3	0	2	0	1

Totals	42	16	15	14	6	7	Totals	36	7	13	7	4	7
---------------	----	----	----	----	---	---	---------------	----	---	----	---	---	---

1-Ran for Freese in the 8th.

2B - SIL: 3. D. Freese (2), Y. Molina 2 (2). **Tex**: 2. M. Young (1), A. Beltre (2). **HR** - SIL: 4. A. Craig (1), A. Pujols 3 (3). **Tex**: 2. M. Young (1), N. Cruz (1), E. Tex: E. Andrus (1), I. Kinsler (2), M. Napoli (1). **DP** - SIL: Holliday to Y. Molina; Theiriot to Furcal to Pujols. **RISP** - SIL: 4 for 13; Tex: 3 for 9. **SF** - SIL: Y. Molina, Tex: M. Napoli 2. **GIDP** - SIL: R. Furcal, Tex: J. Hamilton. **CS** - SIL: J. Jay (1). **IBB** - SIL: Y. Molina by M. Harrison.

Umpires - HP - Alfonso Marquez, 1B - Ron Kulpa, 2B - Ted Barrett, 3B - Gary Cederstrom, LF - Jerry Layne, RF - Greg Gibson

Time - 4:04 Attendance - 51,462 Weather - 80 degrees

St. Louis	IP	H	R	ER	BB	SO	HR	BF	PIT/STK
Lohse	3.0	5	3	3	2	3	2	16	75/43
Salas	1.0	4	3	3	0	0	0	6	15/10
Lynn (W, 1-0)	2.1	3	1	1	2	2	0	11	47/28
Boggs	1.2	1	0	0	0	1	0	7	23/17
Boggs	1.0	0	0	0	0	1	0	3	6/6

Totals	9.0	13	7	7	4	7	2	42	
---------------	-----	----	---	---	---	---	---	----	--

Pitcher Notes - Lohse pitched to 4 batters in the 4th, Salas pitched to 3 batters in the 5th.

WS Game #2	Oct. 20: Texas 2, at St. Louis 1	8-4
Busch Stadium	Series Tied, 1-1	

FINAL	1	2	3	4	5	6	7	8	9	R	H	E	LOB
TEXAS	0	0	0	0	0	0	0	2	2	2	5	1	3
ST. LOUIS	0	0	0	0	0	1	0	0	0	1	6	1	9

Texas	AB	R	H	BIBB	K	St. Louis	AB	R	H	BIBB	K
Kinsler, 2B	3	1	2	0	1	Furcal, SS	5	0	1	0	0
Andrus, SS	4	1	1	0	0	Jay, CF	4	0	0	0	0
Hamilton, LF	3	0	0	1	0	Pujols, 1B	4	0	0	0	0
Young, 1B	3	0	1	1	0	Berkman, RF	4	0	1	0	0
Beltre, 3B	4	0	1	0	0	Motte, P	0	0	0	0	0
Cruz, RF	3	0	0	0	1	Rhodes, P	0	0	0	0	0
Napoli, C	3	0	0	0	0	Lynn, P	0	0	0	0	0
Gentry, CF	2	0	0	0	0	Holliday, LF	2	0	0	2	1
a-Murphy, PH	0	0	0	0	0	Freese, 3B	3	1	1	0	0
b-Torrealba, PH	0	0	0	0	0	Descaiso, 3B	1	0	0	0	0
Chavez, CF	0	0	0	0	0	Molina, C	3	0	0	0	1
Lewis, P	2	0	0	0	0	1-Laird, PR	0	0	0	0	0
Ogando, P	0	0	0	0	0	Punto, 2B	4	0	2	0	1
c-German, PH	1	0	0	0	0	Garcia, P	1	0	0	1	0
Adams, P	0	0	0	0	0	a-Craig, PH	1	0	1	0	0
Feliz, P	0	0	0	0	0	Salas, P	0	0	0	0	0
						Rzepczynski, P	0	0	0	0	0
						Schumaker, RF	1	0	0	0	1

Totals	29	2	5	2	1	9	Totals	33	1	6	1	4	6
---------------	----	---	---	---	---	---	---------------	----	---	---	---	---	---

a-Struck out for Gentry in the 8th. a-Singled for Garcia in the 7th.
b-Struck out for Murphy in the 8th. 1-Ran for Molina in the 9th.
c-Grouned out for Ogando in the 6th.

2B - SIL: 1. R. Furcal (1), E. Tex: I. Kinsler (1), SIL: A. Pujols (1). **DP** - Tex: Andrus to Kinsler to Mi Young). **RISP** - Tex: 1 for 2. **SIL** 1 for 5. **SF** - Tex: J. Hamilton, M. Young. **GIDP** - Tex: E. Andrus, SIL: M. Holliday. **SB** - Tex: I. Kinsler (1).

Umpires - HP - Greg Gibson, 1B - Alfonso Marquez, 2B - Ron Kulpa, 3B - Ted Barrett, LF - Gary Cederstrom, RF - Jerry Layne

Time - 3:04 Attendance - 47,288 Weather - 50 degrees

Texas	IP	H	R	ER	BB	SO	HR	BF	PIT/STK
Adams	6.2	4	1	1	2	4	0	26	96/65
Ogando	0.1	1	0	0	0	0	0	2	8/6
Lewis (W, 1-0)	1.0	1	0	0	0	1	0	5	17/10
Feliz (S, 1)	1.0	0	0	0	0	1	2	4	19/11

Totals	9.0	6	1	1	4	6	0	37	
---------------	-----	---	---	---	---	---	---	----	--

St. Louis	IP	H	R	ER	BB	SO	HR	BF	PIT/STK
Garcia	7.0	3	1	0	0	7	0	24	87/56
Berkman, DH	0.1	0	0	0	0	1	1	1	5/4
Rzepczynski	0.2	0	0	0	0	1	0	2	4/4
Motte (L, 0-1)	0.0	2	2	1	0	0	0	2	12/8
Rhodes (BS, 1)	0.1	0	0	0	0	0	0	1	1/1
Lynn	0.2	0	0	0	0	0	0	2	8/4

Totals	9.0	5	2	1	1	9	0	32	
---------------	-----	---	---	---	---	---	---	----	--

Pitcher Notes - Motte pitched to 2 batters in the 9th.

WS Game #4	Oct. 23: at Texas 4, St. Louis 0	9-5
Rangers Ballpark	Series Tied, 2-2	

FINAL	1	2	3	4	5	6	7	8	9	R	H	E	LOB
ST. LOUIS	0	0	0	0	0	0	0	0	0	0	2	0	4
TEXAS	1	0	0	0	3	0	0	x	0	4	6	0	8

St. Louis	AB	R	H	BIBB	K	Texas	AB	R	H	BIBB	K
Furcal, SS											

2010 ALDS

RANGERS 2010 ALDS ROSTER

PITCHERS (10): Neftali Feliz, Derek Holland, Tommy Hunter, Cliff Lee, Colby Lewis, Dustin Nippert, Darren Oliver, Darren O'Day, Alexi Ogando, C.J. Wilson.
CATCHERS (2): Bengie Molina, Matt Treanor.
INFIELDERS (7): Elvis Andrus, Andres Blanco, Jorge Cantu, Esteban German, Ian Kinsler, Mitch Moreland, Michael Young.
OUTFIELDERS (6): Julio Borbon, Nelson Cruz, Jeff Francoeur, Vladimir Guerrero, Josh Hamilton, David Murphy.

ALDS Game #1	Oct. 6: Texas 5, at Tampa Bay 1										1-0				
Tropicana Field	Rangers Lead Series 1-0										Rangers Lead Series 1-0				
FINAL	1	2	3	4	5	6	7	8	9			R	H	E	LOB
TEXAS	0	2	1	1	1	0	0	0	0			5	10	1	0
TAMPA BAY	0	0	0	0	0	0	1	0	0			1	6	2	8
Texas	AB	R	H	B	B	K	Tampa Bay		AB	R	H	B	B	K	
Andrus, SS	5	1	0	1	0	0	Bartlett, SS		3	0	1	0	0	1	
Young, 3B	4	0	0	0	0	1	a-Jaso, PH-C		1	0	1	0	0	0	
Hamilton, CF	4	1	1	0	1	0	Upton, CF		4	0	0	0	0	2	
Guerrero, DH	4	0	2	1	0	0	Crawford, LF		4	0	1	0	0	0	
Cruz, LF	4	1	1	0	1	0	Longoia, 3B		4	0	1	0	0	1	
Kinsler, 2B	4	1	1	0	0	1	Pena, 1B		3	0	0	0	1	3	
Francoeur, RF	4	1	1	1	0	1	Baldelli, DH		3	0	0	0	0	2	
Cantu, 1B	4	0	0	0	0	3	b-Johnson, PH-DH		0	0	0	0	1	0	
Molina, C	4	1	3	2	0	0	Zobrist, RF		4	1	2	1	0	0	
							Shoppach, C		3	0	0	0	0	1	
							Brignac, SS		1	0	0	0	0	1	
							Rodriguez, 2B		3	0	0	0	0	1	
							c-Joyce, PH		1	0	0	0	0	1	
Totals	37	5	10	5	0	8	Totals		34	1	6	1	2	13	

a-Singled for Bartlett in the 8th.
 b-Walked for Baldelli in the 9th.
 c-Struck out for Rodriguez in the 9th.

ALDS Game #2	Oct. 7: Texas 6, at Tampa Bay 0										2-0				
Tropicana Field	Rangers Lead Series 2-0										Rangers Lead Series 2-0				
FINAL	1	2	3	4	5	6	7	8	9			R	H	E	LOB
TEXAS	0	0	1	4	0	0	0	0	0			6	9	1	4
TAMPA BAY	0	0	0	0	0	0	0	0	0			0	2	1	7
Texas	AB	R	H	B	B	K	Tampa Bay		AB	R	H	B	B	K	
Andrus, SS	5	1	2	0	0	0	Bartlett, SS		3	0	1	0	0	0	
Young, 3B	4	1	2	3	0	1	Upton, CF		4	0	0	0	0	2	
Hamilton, CF	4	0	1	0	0	1	Crawford, LF		4	0	0	0	0	1	
Guerrero, DH	4	1	0	0	0	1	Longoia, 3B		4	0	0	0	0	1	
Cruz, N, RF	4	0	2	0	0	1	Zobrist, 1B-2B		3	0	0	0	1	0	
Kinsler, 2B	4	1	2	2	0	1	Aybar, DH		4	0	1	0	0	1	
Moreland, 1B	4	0	0	0	0	0	Shoppach, C		3	0	0	0	1	2	
Treanor, C	1	1	0	0	1	1	Rodriguez, 2B		2	0	0	0	0	1	
Borbon, LF	4	1	0	0	0	1	a-Joyce, PH-RF		1	0	0	0	1	0	
							Jennings, RF		2	0	0	0	0	1	
							b-Johnson, PH-1B0		0	0	0	0	1	0	
Totals	34	6	9	5	1	8	Totals		30	0	2	0	3	10	

a-Struck out for Rodriguez in the 7th.
 b-Walked for Jennings in the 7th.

2B - Tex 2: V. Guerrero (1), J. Francoeur (1), B. Molina (1). **1B -** Tex 1: B. Zobrist (1). **HR -** Tex 2: N. Cruz (1), B. Molina (1), TB 1: B. Zobrist (1). **E -** Tex: E. Andrus (1), TB: E. Longoria (1), S. Rodriguez (1). **DP -** TB (Longoia to S.Rodriguez to C.Pena). **RISP -** Tex 2 for 7: TB 1 for 10. **GDP -** Tex: E. Andrus. **SB -** Tex: J. Hamilton (1), TB: C. Crawford (1). **CS -** Tex: E. Andrus (1).
Umpires - HP-Tim Welke, 1B-Jim Wolf, 2B-Jerry Meals, 3B-Bill Miller, LF-Jeff Kellogg, RF-Mike DiMuro. **Time -** 3:06. **Attendance -** 35,474. **Weather -** 70 degrees, Dome.

2B - Tex 1: N. Cruz (1), TB 1: W. Aybar (1). **HR -** Tex 2: M. Young (1), L. Kinsler (1). **E -** Tex: I. Kinsler (1), TB: J. Shields (1). **DP -** TB (Upton to S.Rodriguez, Bartlett to D.Johnson). **RISP -** Tex 3 for 8; TB 0 for 3. **GDP -** Tex: E. Andrus. **SB -** Tex: E. Andrus (1), HBP - Tex: M. Treanor by J. Shields. **2B -** J. Bartlett by C. Wilson.
Umpires - HP-Jim Wolf, 1B-Jerry Meals, 2B-Bill Miller, 3B-Jeff Kellogg, LF-Mike DiMuro, RF-Tim Welke. **Time -** 3:10. **Attendance -** 35,535. **Weather -** 70 degrees, Dome.

Texas	IP	H	R	ER	BB	SO	HR	BF	PIT/STK
Lee (W, 1-0)	7.0	5	1	1	0	10	1	27	104/76
O'Day	0.1	0	0	0	0	0	2	6/4	
Oliver	0.2	0	0	0	0	0	2	6/4	
Feliz	1.0	0	0	0	2	2	0	5	20/12
Totals	9.0	6	1	1	2	13	1	36	
Tampa Bay	IP	H	R	ER	BB	SO	HR	BF	PIT/STK
Price (L, 0-1)	6.2	9	5	4	0	8	2	30	107/77
Qualls	1.1	0	0	0	0	0	4	16/12	
Balfour	1.0	1	0	0	0	0	3	7/5	
Totals	9.0	10	5	4	0	8	2	37	

Texas	IP	H	R	ER	BB	SO	HR	BF	PIT/STK
Wilson (W, 1-0)	6.1	2	0	0	2	7	0	25	104/65
Oliver	2.1	0	0	0	1	2	0	8	26/16
Totals	9.0	2	0	0	3	10	0	34	
Tampa Bay	IP	H	R	ER <td style="background-color: #0070C0; color: white;">BB</td> <td style="background-color: #0070C0; color: white;">SO</td> <td style="background-color: #0070C0; color: white;">HR</td> <td style="background-color: #0070C0; color: white;">BF</td> <td style="background-color: #0070C0; color: white;">PIT/STK</td>	BB	SO	HR	BF	PIT/STK
Shields (L, 0-1)	4.1	4	4	4	0	2	1	19	68/38
Qualls	0.1	4	2	2	0	0	1	5	17/10
Choate	0.1	0	0	0	0	0	0	1	5/3
Wheeler	1.0	0	0	0	0	2	0	3	13/9
Niemann	3.0	1	0	0	1	4	0	9	40/25
Totals	9.0	9	6	6	1	8	2	37	

ALDS Game #3	Oct. 9: Tampa Bay 6, at Texas 3										2-1				
Rangers Ballpark	Rangers Lead Series 2-1										Rangers Lead Series 2-1				
FINAL	1	2	3	4	5	6	7	8	9			R	H	E	LOB
TAMPA BAY	0	0	0	0	1	0	2	3			6	11	0	11	
TEXAS	0	1	0	0	0	1	0	1			3	6	4	0	
Tampa Bay	AB	R	H	B	B	K	Texas		AB	R	H	B	B	K	
Jaso, C	4	0	1	1	1	2	Andrus, SS		4	0	1	0	1	1	
Zobrist, 2B-RF	4	1	0	1	1	0	Young, 3B		4	0	0	0	2	0	
Crawford, LF	5	1	2	1	0	2	Hamilton, CF		4	0	0	0	0	2	

ALDS Game #5 Oct. 12: Texas 5, at Tampa Bay 1

ALDS Game #5	Oct. 12: Texas 5, at Tampa Bay 1									3-2			
Tropicana Field										Rangers Win Series, 3-2			
FINAL	1	2	3	4	5	6	7	8	9	R	H	E	LOB
TEXAS	1	0	0	1	0	1	0	0	2	5	11	1	5
TAMPA BAY	0	0	1	0	0	0	0	0	0	1	6	2	5
Texas	AB	R	H	B	BB	K	Tampa Bay	AB	R	H	B	BB	K
Andrus, SS	5	1	2	0	0	1	Bartlett, SS	4	0	3	0	0	0
Young, 3B	4	0	0	0	0	1	Zobrist, RF	4	0	1	0	0	2
Hamilton, CF	4	0	0	1	0	2	Crawford, LF	4	0	0	0	0	0
Guerrero, DH	4	1	1	0	0	0	Longoria, 3B	4	0	0	0	0	1
Cruz, N, LF	4	2	3	0	0	1	Pena, 1B	4	0	0	0	0	3
Kinsler, 2B	4	1	3	3	0	0	Upton, CF	4	0	1	0	0	1
Francouer, RF	4	0	0	0	0	1	Johnson, DH	2	0	0	0	0	1
Molina, C	4	0	1	0	0	0	a-Ybar, PH-DH	1	0	0	0	0	0
Moreland, 1B	4	0	1	0	0	2	Shoppach, C	3	0	0	0	0	0
							Rodriguez, 2B	3	1	1	0	0	2
Totals	37	5	11	4	0	8	Totals	33	1	6	1	0	11

a-Struck out for Johnson in the 7th.

2B -Tex 2: N. Cruz (2), M. Moreland (3). TB 1: J. Bartlett (1). **HR** -Tex 1: I. Kinsler (3). **1B** -Tex: J. Hamilton (1), TB: E. Longo (2). **K** -Shoppach (1), TB: Bartlett (to S. Rodriguez to C. Pena; Bartlett to S. Rodriguez to C. Pena). **RISP** -Tex 0 for 4; TB 1 for 7. **GIDP** -Tex: V. Guerrero, J. Francouer. **SB** -Tex: E. Andrus (3), N. Cruz (1), B. Molina (1). TB: B. Upton (2).
Umpires -HP-Jeff Kellogg, 1B-Mike DiMuro, 2B-Tim Welke, 3B-Jim Wolf, LF-Jerry Meals, RF-Bill Miller. **Time** -3:00. **Attendance** -41,845. **Weather** -70 degrees, Dome.

Texas	IP	H	R	ER	BB	SO	HR	BF	PIT/STK
Lee (W, 2-0)	9.0	6	1	1	0	11	0	33	104/68
Totals	9.0	6	1	1	0	11	0	33	
Tampa Bay	IP	H	R	ER	BB	SO	HR	BF	PIT/STK
Price (L, 0-2)	6.0	8	3	3	0	6	0	25	104/68
Balfour	1.0	0	0	0	0	3	0	3	8/5
Benoit	1.0	0	0	0	0	1	0	3	15/11
Soriano	1.0	3	2	2	0	0	1	6	12/11
Totals	9.0	11	5	5	0	8	1	37	

2010 ALCS

RANGERS 2010 ALCS ROSTER

- PITCHERS (11):** Neftali Feliz, Derek Holland, Tommy Hunter, Michael Kirkman, Cliff Lee, Colby Lewis, Darren Oliver, Darren O'Day, Alexi Ogando, Clay Rapada, C.J. Wilson.
CATCHERS (2): Bengie Molina, Matt Treanor.
INFELDERS (6): Elvis Andrus, Andres Blanco, Jorge Cantu, Ian Kinsler, Mitch Moreland, Michael Young.
OUTFIELDERS (6): Julio Borbon, Nelson Cruz, Jeff Francoeur, Vladimir Guerrero, Josh Hamilton, David Murphy.

ALCS Game #1	Oct. 15: New York (AL) 6, at Texas 5									3-3			ALCS Game #2	Oct. 16: at Texas 7, New York (AL) 2									4-3				
Rangers Ballpark	Yankees Lead Series, 1-0									Series Tied, 1-1			Rangers Ballpark										Series Tied, 1-1				
FINAL	1	2	3	4	5	6	7	8	9	R	H	E	LOB	FINAL	1	2	3	4	5	6	7	8	9	R	H	E	LOB
NEW YORK (AL)	0	0	0	0	0	1	5	0	0	6	10	1	7	NEW YORK (AL)	0	0	0	1	0	1	0	0	0	2	7	0	12
TEXAS	3	0	0	2	0	0	0	0	0	5	7	1	7	TEXAS	1	2	2	0	0	0	0	x	7	12	0	9	
New York (AL)	AB	R	H	B	BB	K	Texas	AB	R	H	B	BB	K	New York (AL)	AB	R	H	B	BB	K	Texas	AB	R	H	B	BB	K
Jeter, SS	5	1	2	1	0	0	Andrus, SS	3	2	1	0	1	1	Jeter, SS	4	0	1	0	1	3	Andrus, SS	4	1	2	0	1	0
Swisher, RF	4	1	0	0	1	1	Young, 3B	5	1	2	2	0	3	Granderson, CF	2	0	0	0	2	0	Young, 3B	5	0	1	0	1	0
Golson, RF	0	0	0	0	0	0	Hamilton, CF	4	0	1	3	1	2	Teixeira, 1B	4	0	0	0	1	1	Hamilton, CF	1	0	0	0	4	1
Teixeira, 1B	4	1	0	0	1	0	Guerrero, DH	5	0	0	0	0	1	Rodriguez, 3B	5	0	0	0	0	0	Guerrero, DH	5	0	1	0	0	2
Rodriguez, 3B	5	1	1	2	0	2	Cruz, LF-RF	3	0	1	0	1	1	Cano, 2B	5	2	2	1	0	1	Cruz, RF-LF	4	2	2	0	0	2
Cano, 2B	4	1	3	2	0	0	Kinsler, 2B	2	0	0	0	2	0	Swisher, RF	3	0	1	0	1	2	Kinsler, 2B	3	1	1	1	0	0
Thames, DH	4	0	2	1	0	0	Francouer, RF	2	0	0	0	0	0	Posada, C	3	0	1	0	1	2	Murphy, LF	3	2	2	2	0	1
Posada, C	4	0	0	0	0	1	a-Murphy, PH-LF	2	0	0	0	0	0	Borbon, DH	3	0	0	0	0	0	a-Francoeur, PH-RF	1	0	0	0	0	0
Granderson, CF	3	0	1	0	1	1	Treanor, C	2	1	1	0	1	0	Gardner, LF	2	0	0	0	0	0	Molina, C	4	0	1	0	0	2
Gardner, LF	3	1	1	0	1	0	b-Borbon, PH	1	0	0	0	0	1	a-Thames, PH-LF2	2	0	0	0	0	0	Moreland, 1B	3	1	2	1	1	0
							Molina, C	3	0	0	0	0															
Totals	36	6	10	6	4	5	Totals	32	5	7	5	6	9	Totals	33	2	7	2	7	10	Totals	33	7	12	6	9	

a-Filed out for Francoeur in the 5th.
 b-Struck out for Treanor in the 8th.
 c-Singled for Cantu in the 9th.

2B - NYY 2: D. Jeter (2). **Tex** 1: M. Young (1). **HR** - NYY 1: R. Cano (1). **Tex** 1: J. Hamilton (1). **E** - NYY: A. Rodriguez (1). **Tex**: J. Hamilton (1). **DP** - Tex (Kinsler to Andrus to Cantu). **RISP** - NYY 3 for 12; **Tex** 2 for 6. **SB** - Tex: E. Andrus. **GIDP** - NYY: D. Jeter. **SB** - Tex: J. Hamilton (1). **CS** - Tex: I. Kinsler (1). **WP** - NYY: C. Sabathia. **BK** - NYY: C. Sabathia.
Umpires - HP-Gerry Davis, 1B-Tony Randazzo, 2B-Jim Reynolds, 3B-Angel Hernandez, LF-Fieldin Culbreth, RF-Brian Gorbon. **Time** - 3:50. **Attendance** - 50,930. **Weather** - 80 degrees.

New York (AL)	IP	H	R	ER	BB	SO	HR	BF	PIT/STK
Sabathia	4.0	6	5	5	4	3	1	21	93/51
Chamberlain	1.0	0	0	0	1	0	0	4	18/11
Moseley (W, 1-0)	2.0	0	0	0	0	4	0	7	27/21
Wood	1.0	0	0	0	0	1	0	3	19/11
Rivera (S, 1)	1.0	0	0	0	0	1	0	4	14/10
Totals	9.0	7	5	5	6	9	1	39	
Texas	IP	H	R	ER	BB	SO	HR	BF	PIT/STK
Oliver	7.0	6	3	3	2	4	1	28	104/68
Wilson	0.0	0	2	2	0	0	0	2	13/5
O'Day (L, 0-1)	0.0	1	0	0	0	0	0	1	1/1
Rapada (BS, 1)	2.0	2	0	0	0	1	0	8	37/21
Holland									
Totals	9.0	10	6	6	4	5	1	40	

Wilson pitched to 2 batters in the 8th.
 Oliver pitched to 2 batters in the 8th.
 O'Day pitched to 1 batter in the 8th.
 Rapada pitched to 1 batter in the 8th.

2B - NYY 2: R. Cano (1), N. Swisher (1). **Tex** 5: M. Young (2), N. Cruz (2), D. Murphy (1). **HR** - NYY (1): DP - NYY (Swisher to Teixeira; Jeter to Cano to Teixeira). **RISP** - NYY 1 for 11; **Tex** 5 for 15. **SH** - Tex: I. Kinsler. **GIDP** - Tex: M. Young. **SB** - Tex: E. Andrus (2), J. Hamilton (2). **WP** - NYY: P. Hughes. **Tex**: C. Lewis. **HBP** - NYY: C. Granderson by C. Lewis. **IBB** - Tex: J. Hamilton by P. Hughes, J. Hamilton by S. Mitre. **Umpires** - HP-Tony Randazzo, 1B-Jim Reynolds, 2B-Angel Hernandez, 3B-Fieldin Culbreth, LF-Brian Gorbon, RF-Gerry Davis. **Time** - 3:52. **Attendance** - 50,362. **Weather** - 83 degrees.

New York (AL)	IP	H	R	ER	BB	SO	HR	BF	PIT/STK	
Hughes (L, 0-1)	4.0	10	7	7	3	3	1	24	88/57	
Chamberlain	1.0	1	0	0	0	2	0	4	19/14	
Robertson	1.1	1	0	0	0	2	0	5	21/14	
Logan	0.2	0	0	0	0	1	0	3	16/12	
Mitre	1.0	0	0	0	2	1	0	4	15/7	
Totals	8.0	12	7	7	6	9	1	40		
Texas	IP	H	R	ER	BB	SO	HR	BF	PIT/STK	
Lewis (W, 1-0)	5.2	6	2	2	3	6	1	26	102/67	
Rapada	0.1	0	0	0	0	0	0	1	9/6	
Ogando	1.0	1	0	0	0	1	0	5	25/15	
Oliver	0.2	0	0	0	0	1	0	3	14/8	
O'Day	0.1	0	0	0	0	0	0	1	2/2	
Feliz	1.0	0	0	0	0	2	1	0	5	30/16
Totals	9.0	7	2	2	7	10	1	41		

Hughes, P pitched to 2 batters in the 5th.
 Logan pitched to 1 batter in the 8th.

ALCS Game #3 Oct. 18: Texas 8, at New York (AL) 0 5-3
Yankee Stadium Rangers Lead Series, 2-1

FINAL	1	2	3	4	5	6	7	8	9	R	H	E	LOB
TEXAS	2	0	0	0	0	0	0	0	0	6	8	11	0
NEW YORK (AL)	0	0	0	0	0	0	0	0	0	0	2	0	3

Texas	AB	R	H	BIBB	K	New York (AL)	AB	R	H	BIBB	K
Andrus, SS	5	0	1	0	0	Jeter, SS	4	0	0	0	3
Young, 3B	5	1	3	0	0	Swisher, RF	4	0	0	0	1
Hamilton, CF	5	2	2	0	0	Teixeira, 1B	2	0	0	0	2
Guerrero, DH	4	0	1	0	0	Rodriguez, 3B	3	0	0	0	0
1-Borbon, PR-DH	1	1	0	0	0	Cano, 2B	3	0	0	0	0
Cruz, LF-RF	4	1	1	0	2	Thames, DH	3	0	0	0	3
Kinsler, 2B	3	0	0	0	1	Posada, C	3	0	1	0	2
Francoeur, RF	3	1	1	0	0	Granderson, CF	3	0	0	0	2
a-Murphy, PH-LF	0	1	0	0	0	Gardner, LF	3	0	1	0	1
Molina, C	4	1	1	1	0						
Moreland, 1B	4	1	1	2	0						

Totals 38 8 11 7 1 6 **Totals** 29 0 2 0 1 15

a-Intentionally walked for Francoeur in the 9th.
 1-Ran for Guerrero in the 9th.

2B - Tex: 2. E. Andrus (1), J. Hamilton (1), HR - Tex: 1. J. Hamilton (2). RISP - Tex 5 for 3. NYY: 0 for 3. SB - NYY: 0. Gardner (1). WP - NYY: 0. Robertson, S. Mitre. IBB - Tex: D. Murphy by D. Robertson.

Umpires - HP - Jim Reynolds, 1B - Angel Hernandez, 2B - Fieldin Culbreth, 3B - Brian Gorman, LF - Gerry Davis, RF - Tony Randazzo. Time - 3:18. Attendance - 49,155. Weather - 55 degrees.

Texas	IP	H	R	ER	BB	SO	HR	BF	PIT/STK
Lee (W, 1-0)	8.0	2	0	0	1	13	0	27	122/82
Feliz	1.0	0	0	0	0	2	0	3	20/12

Totals 9.0 2 0 0 1 15 0 30

New York (AL)	IP	H	R	ER	BB	SO	HR	BF	PIT/STK
Pettitte (L, 0-1)	7.0	5	2	2	0	5	1	26	110/67
Wood	1.0	0	0	0	0	0	0	3	15/9
Logan	0.0	1	1	0	0	0	0	1	6/3
Robertson	0.1	5	5	5	1	1	0	7	26/18
Mitre	0.2	0	0	0	0	0	0	2	5/3

Totals 9.0 11 8 8 1 6 1 39

Logan pitched to 1 batter in the 9th.

ALCS Game #4 Oct. 19: Texas 10, at New York (AL) 3 6-3
Yankee Stadium Rangers Lead Series, 3-1

FINAL	1	2	3	4	5	6	7	8	9	R	H	E	LOB
TEXAS	0	0	2	0	0	3	2	0	3	10	13	0	7
NEW YORK (AL)	0	1	1	1	0	0	0	0	0	3	7	0	8

Texas	AB	R	H	BIBB	K	New York (AL)	AB	R	H	BIBB	K
Andrus, SS	5	0	1	0	1	Jeter, SS	5	1	2	0	0
Young, 3B	4	0	1	1	1	Granderson, CF	3	0	1	2	0
Hamilton, CF	5	2	2	0	0	Teixeira, 1B	3	0	0	0	1
Guerrero, DH	5	1	4	0	0	1-Thames, PR-RF	1	0	0	0	0
1-Borbon, PR-DH	1	0	0	0	0	Rodriguez, 3B	2	1	0	0	1
Cruz, RF	4	2	1	2	1	Cano, 2B	3	1	2	1	1
Kinsler, 2B	5	0	1	1	0	Swisher, RF-1B	4	0	0	0	2
Murphy, LF	2	2	0	0	3	Berkman, DH	4	0	1	0	1
Molina, C	4	2	3	0	0	Gardner, LF	4	0	1	0	1
Moreland, 1B	3	0	0	0	0	Cervelli, C	2	0	0	0	1
						a-Posada, PH-C	2	0	0	0	1

Totals 37 10 13 10 5 6 **Totals** 33 3 7 3 4 9

1-Ran for Guerrero in the 9th. a-Struck out for Cervelli in the 7th.
 1-Ran for Teixeira in the 5th.

2B - Tex: 1. V. Guerrero (1), NYY: 1. D. Jeter (3). 3B - NYY: 1. D. Jeter (1). HR - Tex: 4. J. Hamilton (2), N. Cruz (1), B. Molina (1), NYY: 1. R. Cano (3). DP - Tex (Andrus to Kinsler to Moreland), NYY (Teixeira to Jeter to A.J. Burnett). Jeter to Cano to Swisher. RISP - Tex 3 for 6; NYY 2 for 13. SH - Tex: M. Moreland. GIDP - Tex: B. Molina; M. Moreland; NYY: A. Rodriguez. SB - Tex: E. Andrus (3), I. Kinsler (1). WP - NYY: A. Burnett. HBP - Tex: B. Molina by A. Burnett. NYY: A. Rodriguez by T. Hunter. - Tex: T. Hunter. IBB - Tex: D. Murphy by A. Burnett.

Umpires - HP - Angel Hernandez, 1B - Fieldin Culbreth, 2B - Brian Gorman, 3B - Gerry Davis, LF - Tony Randazzo, RF - Jim Reynolds. Time - 4:05. Attendance - 49,977. Weather - 54 degrees.

Texas	IP	H	R	ER	BB	SO	HR	BF	PIT/STK
Hunter	3.1	5	3	3	0	5	1	16	70/46
Holland (W, 1-0)	3.2	1	0	0	2	3	0	13	55/30
O'Day	0.1	0	0	0	1	1	0	2	11/5
Rapada	0.0	0	0	0	0	0	0	1	5/1
Oliver (S, 1)	1.2	1	0	0	0	0	0	6	21/16

Totals 9.0 7 3 3 4 9 1 38

New York (AL)	IP	H	R	ER	BB	SO	HR	BF	PIT/STK
Burnett (L, 0-1)	6.0	6	5	3	4	1	27	99/62	
R. Robertson	0.2	0	0	0	0	0	0	2	8/5
Logan	0.0	1	1	0	0	0	0	1	2/1
Chamberlain	1.1	3	1	1	1	1	0	8	26/14
Mitre	1.0	3	3	3	1	0	2	6	23/12

Totals 9.0 13 10 10 5 6 4 44

Holland pitched to 1 batter in the 8th.
 R. Rapada pitched to 1 batter in the 8th.
 Logan pitched to 1 batter in the 7th.

ALCS Game #5 Oct. 20: at New York (AL) 7, Texas 2 6-4
Yankee Stadium Rangers Lead Series, 3-2

FINAL	1	2	3	4	5	6	7	8	9	R	H	E	LOB
TEXAS	0	0	0	1	0	0	0	0	0	2	13	1	8
NEW YORK (AL)	0	3	2	0	1	0	0	1	x	7	9	0	7

Texas	AB	R	H	BIBB	K	New York (AL)	AB	R	H	BIBB	K
Andrus, SS	5	0	3	0	0	Jeter, SS	4	0	1	1	0
Young, 3B	4	1	0	0	1	Swisher, RF	4	2	1	1	0
Hamilton, CF	4	0	1	0	0	Cano, 2B	4	1	1	0	0
Guerrero, DH	4	0	0	0	2	Rodriguez, 3B	2	1	1	0	2
Cruz, LF	2	0	1	0	0	Thames, DH	3	0	0	0	1
Murphy, LF	2	0	0	0	1	Berkman, 1B	2	0	0	1	1
Kinsler, 2B	4	0	2	0	0	Posada, C	2	1	2	0	1
Francoeur, RF	4	0	1	0	0	Granderson, CF	4	1	3	2	0
Treanor, C	4	1	2	0	0	Gardner, LF	3	0	0	0	2
Moreland, 1B	4	0	2	0	0						

Totals 37 2 13 2 0 10 **Totals** 30 7 9 6 6 4

2B - Tex: 1. N. Cruz (3), NYY: 3. A. Rodriguez (1), J. Posada (1), C. Granderson (1). HR - Tex: 1. M. Treanor (1), NYY: 3. N. Swisher (1), R. Cano (4), C. Granderson (1). E - Tex: J. Francoeur (1). DP - Tex (Kinsler to Andrus to Moreland), NYY (Jeter to Cano to Berkman; Cano to Jeter to Berkman). RISP - Tex 1 for 9; NYY 2 for 11. SH - NYY: B. Gardner. SF - NYY: 1. L. Berkman. GIDP - Tex: M. Young, J. Hamilton, NYY: 1. N. Swisher. SB - Tex: E. Andrus (4), I. Kinsler (2), NYY: A. Rodriguez (1). WP - NYY: K. Wood. IBB - NYY: M. Thames by C. Wilson.

Umpires - HP - Jim Fieldin Culbreth, 1B - Brian Gorman, 2B - Gerry Davis, 3B - Tony Randazzo, LF - Jim Reynolds, RF - Angel Hernandez. Time - 3:48. Attendance - 49,832. Weather - 59 degrees.

Texas	IP	H	R	ER	BB	SO	HR	BF	PIT/STK
Wilson (L, 0-1)	5.0	6	6	5	4	2	2	25	93/48
Kirkman	2.0	1	0	0	2	1	0	8	50/31
Ogando	1.0	2	1	1	0	1	1	5	23/17

Totals 8.0 9 7 6 6 4 3 38

New York (AL)	IP	H	R	ER	BB	SO	HR	BF	PIT/STK
Sabathia (W, 1-0)	6.0	11	2	2	0	7	1	27	112/74
Wood	2.0	1	0	0	0	3	0	6	28/21
Rivera	1.0	1	0	0	0	0	0	4	23/15

Totals 9.0 13 2 2 0 10 1 37

ALCS Game #6 Oct. 22: at Texas 6, New York (AL) 1 7-4
Rangers Ballpark Rangers Win Series, 4-2

FINAL	1	2	3	4	5	6	7	8	9	R	H	E	LOB
NEW YORK (AL)	0	1	0	0	0	1	0	0	0	1	3	0	3
TEXAS	1	0	0	4	0	1	0	0	0	6	7	0	7

New York (AL)	AB	R	H	BIBB	K	Texas	AB	R	H	BIBB	K
Jeter, SS	4	0	0	0	0	Andrus, SS	5	1	1	0	0
Granderson, CF	2	0	0	0	2	Young, 3B	4	1	1	0	0
Cano, 2B	4	0	0	0	1	Hamilton, CF	1	1	0	3	0
Rodriguez, 3B	4	1	1	0	0	Guerrero, DH	4	1	1	3	0
Berkman, 1B	3	0	1	0	0	Cruz, RF	3	1	1	2	1
Swisher, RF	3	0	0	0	1	Kinsler, 2B	2	0	1	1	0
Posada, C	3	1	0	1	0	Murphy, LF	4	0	0	0	1
Thames, DH	3	0	0	0	2	Molina, C	4	0	0	0	1
Gardner, LF	2	0	0	0	1	Moreland, 1B	3	1	1	0	1

Totals 28 1 3 0 3 9 **Totals** 30 6 7 6 6 3

2B - NYY: 2. A. Rodriguez (2), J. Posada (2). Tex 4: E. Andrus (2), M. Young (3), V. Guerrero (2), I. Kinsler (1). 3B - NYY: 1. L. Berkman (1). HR - Tex: 1. N. Cruz (2), DP - Tex (Kinsler to Andrus to Moreland). RISP - NYY 0 for 3; Tex 3 for 12. SF - Tex: 1. Kinsler. GIDP - NYY: R. Cano. CS - NYY: C. Granderson (1). WP - NYY: P. Hughes. Tex: C. Lewis. IBB - NYY: J. Hamilton by P. Hughes 2, N. Cruz by K. Wood, J. Hamilton by K. Wood.

Umpires - HP - Brian Gorman, 1B - Gerry Davis, 2B - Tony Randazzo, 3B - Jim Reynolds, LF - Angel Hernandez, RF - Fieldin Culbreth. Time - 2:57. Attendance - 51,124. Weather - 77 degrees.

New York (AL)	IP	H	R	ER	BB	SO	HR	BF	PIT/STK
Hughes (W, 0-2)	4.2	4	4	4	3	0	22	83/49	
Robertson	0.1	2	1	1	0	0	1	3	15/12
Wood	2.0	1	1	1	2	0	0	9	26/11
Rivera	1.0	0	0	0	0	0	0	3	14/11

Totals 8.0 7 6 6 6 3 1 37

Texas	IP	H	R	ER	BB	SO	HR	BF	PIT/STK
Lewis (W, 2-0)	8.0								

2010 WORLD SERIES

RANGERS 2010 WORLD SERIES ROSTER

PITCHERS (11): Neftali Feliz, Derek Holland, Tommy Hunter, Michael Kirkman, Cliff Lee, Colby Lewis, Mark Lowe, Darren O'Day, Alexi Ogando*, Darren Oliver, C.J. Wilson.
CATCHERS (2): Bengie Molina, Matt Blanco.
INFIELDERS (6): Elvis Andrus, Andres Blando, Jorge Cantu, Ian Kinsler, Mitch Moreland, Michael Young.
OUTFIELDERS (6): Julio Borbon, Nelson Cruz, Jeff Francoeur, Vladimir Guerrero, Josh Hamilton, David Murphy.
*- Ogando suffered a left oblique strain in Game 4 and was replaced on the roster by Dustin Nippert for Game 5.

Table with 2 columns: WS Game #1 and WS Game #2. Each column contains a box score for the game, including final score, team statistics, and individual player performance.

Table with 2 columns: WS Game #3 and WS Game #4. Each column contains a box score for the game, including final score, team statistics, and individual player performance.

2B - Tex 4: N. Cruz (1), B. Molina (1), M. Moreland (1), C. Lee (1), SF 6: A. Torres (1), F. Sanchez 3 (3), A. Huff (1), I. Ishikawa (1), HR - SF 1: J. Uribe (1), E - Tex: E. Andrus (1), V. Guerrero 2 (2), M. Young (1), SF: A. Huff (1), T. Ishikawa (1), DP - Tex (Kinsler to Andrus), SF (Urbe to A.Huff), RISP - Tex 4 for 12, SF 9 for 17. SF - Tex: E. Andrus, V. Guerrero. GIDP - Tex 1, Kinsler. CS - SF: A. Huff (1). Umpires - HP - John Hirschbeck, 1B - Sam Holbrook, 2B - Bill Miller, 3B - Mike Winters, LF - Jeff Kellogg, RF - Gary Darling, Time - 3:36. Attendance - 43,601. Weather - 62 degrees, Overcast.

2B - Tex 1: I. Kinsler (1), SF 2: A. Torres (2), C. Ross (1), 3B - SF 1: A. Rowand (1), HR - SF 1: E. Renteria (1), RISP - Tex 0 for 9; SF 4 for 9. SF - Tex: C. Wilson. SB - Tex: E. Andrus (1). Umpires - HP - Sam Holbrook, 1B - Bill Miller, 2B - Mike Winters, 3B - Jeff Kellogg, LF - Gary Darling, RF - John Hirschbeck. Time - 3:17. Attendance - 43,622. Weather - 65 degrees.

Table with 2 columns: Texas and San Francisco. Each column contains a batting log with columns for IP, H, R, ER, BB, SO, HR, BF, PIT/STK.

Table with 2 columns: Texas and San Francisco. Each column contains a batting log with columns for IP, H, R, ER, BB, SO, HR, BF, PIT/STK.

Table with 2 columns: Texas and San Francisco. Each column contains a batting log with columns for IP, H, R, ER, BB, SO, HR, BF, PIT/STK.

Table with 2 columns: Texas and San Francisco. Each column contains a batting log with columns for IP, H, R, ER, BB, SO, HR, BF, PIT/STK.

Table with 2 columns: WS Game #3 and WS Game #4. Each column contains a box score for the game, including final score, team statistics, and individual player performance.

Table with 2 columns: WS Game #3 and WS Game #4. Each column contains a box score for the game, including final score, team statistics, and individual player performance.

2B - SF 1: A. Huff (2), Tex 1: N. Cruz (2), HR - SF 2: A. Torres (1), C. Ross (1), Tex 2: J. Hamilton (1), M. Moreland (1), E - SF: E. Renteria (1), RISP - SF 0 for 2; Tex 1 for 6. GIDP - SF: P. Sandoval, Tex: M. Young 2, B. Molina. SB - Tex: I. Kinsler (1). CS - Tex: V. Guerrero (1), HR - SF: A. Huff by C. Lewis. Umpires - HP - Bill Miller, 1B - Mike Winters, 2B - Jeff Kellogg, 3B - Gary Darling, LF - John Hirschbeck, RF - Sam Holbrook. Time - 2:51. Attendance - 52,419. Weather - 79 degrees.

2B - SF 2: A. Torres 2 (4), HR - SF 2: A. Huff (1), B. Posey (1), E - SF: J. Uribe (1), RISP - SF 1 for 7; Tex 0 for 1. GIDP - Tex: E. Andrus, J. Hamilton, SB - SF: A. Torres (1), CS - Tex: J. Hamilton (1). Umpires - HP - Mike Winters, 1B - Jeff Kellogg, 2B - Gary Darling, 3B - John Hirschbeck, LF - Sam Holbrook, RF - Bill Miller. Time - 3:09. Attendance - 51,920. Weather - 77 degrees.

Table with 2 columns: Texas and San Francisco. Each column contains a batting log with columns for IP, H, R, ER, BB, SO, HR, BF, PIT/STK.

Table with 2 columns: Texas and San Francisco. Each column contains a batting log with columns for IP, H, R, ER, BB, SO, HR, BF, PIT/STK.

Table with 2 columns: Texas and San Francisco. Each column contains a batting log with columns for IP, H, R, ER, BB, SO, HR, BF, PIT/STK.

Table with 2 columns: Texas and San Francisco. Each column contains a batting log with columns for IP, H, R, ER, BB, SO, HR, BF, PIT/STK.



WS Game #5 Nov. 1: San Francisco 3, at Texas 1 **8-8**
Rangers Ballpark **Giants Win Series 4-1**

FINAL	1	2	3	4	5	6	7	8	9	R	H	E	LOB
SAN FRANCISCO	0	0	0	0	0	0	3	0	0	3	7	0	4
TEXAS	0	0	0	0	0	0	1	0	0	1	3	1	4

San Francisco	AB	R	H	B	B	K	Texas	AB	R	H	B	B	K
Torres, RF	4	0	1	0	0	1	Andrus, SS	4	0	0	0	0	1
Sanchez, 2B	4	0	1	0	0	0	Young, 3B	4	0	1	0	0	0
Posey, C	4	0	2	0	0	0	Hamilton, CF	4	0	0	0	2	
Ross, LF	4	1	1	0	0	1	Guerrero, DH	4	0	0	0	1	
Uribe, 3B	4	1	1	0	0	2	Cruz, RF	4	1	1	1	0	
Huff, 1B	3	0	0	0	0	0	Kinsler, 2B	2	0	0	0	1	
Burrell, DH	4	0	0	0	0	3	Murphy, LF	3	0	0	0	3	
Renteria, SS	3	1	1	3	0	0	Molina, C	3	0	0	0	2	
Rowand, CF	3	0	0	0	0	1	Moreland, 1B	2	0	1	0	1	

Totals	33	3	7	3	0	8	Totals	30	1	3	1	2	12
--------	----	---	---	---	---	---	--------	----	---	---	---	---	----

HR - SF 1: E. Renteria (2). Tex. 1: N. Cruz (1) E - Tex: M. Moreland (1). RISP - SF 1 for 2; Tex 0 for 0. SH - SF: A. Huff. GIDP - SF: E. Renteria.
 Umpires -HP--Jeff Kellogg, 1B--Gary Darling, 2B--John Hirschbeck, 3B--Sam Holbrook, LF--Bill Miller, RF--Mike Winters. Time - 2:32. Attendance - 52,045.
 Weather - 68 degrees.

San Francisco	IP	H	R	ER	BB	SO	HR	BF	PIT/STK
Lincecum (W 2-0)	8.0	3	1	1	2	10	1	29	101/71
Wilson (Save 1)	1.0	0	0	0	0	2	0	3	11/8
Totals	9.0	3	1	1	0	12	1	32	

Texas	IP	H	R	ER	BB	SO	HR	BF	PIT/STK
Lee (L 0-2)	7.0	6	3	3	0	6	1	27	95/69
Feliz	2.0	1	0	0	0	2	0	7	23/17
Totals	9.0	7	3	3	0	8	1	34	

FRONT OFFICE

COACHES

PLAYERS

2018 REVIEW

OPONENTS

RECORDS

DEVELOPMENT

MEDIA



PRE-GAME CEREMONIES PRIOR TO THE RANGERS' FIRST WORLD SERIES HOME GAME IN FRANCHISE HISTORY, OCTOBER 30, 2010, GAME 3 VERSUS SAN FRANCISCO.

1999 ALDS

RANGERS 1999 DIVISION SERIES ROSTER

PITCHERS (11): John Burkett, Tim Lincecum, Jeff Fassero, Rick Helling, Esteban Loaiza, Mike Morgan, Danny Patterson, Aaron Sele, Mike Venafo, John Wetteland, Jeff Zimmerman.

CATCHERS (2): Ivan Rodriguez, Gregg Zaun.

INFIELDERS (7): Luis Alicea, Royce Clayton, Mark McLemore, Rafael Palmeiro, Jon Shave, Lee Stevens, Todd Zeile.

OUTFIELDERS (5): Juan Gonzalez, Tom Goodwin, Scarborough Green, Rusty Greer, Roberto Kelly.

ALDS Game #1													ALDS Game #2																				
Yankee Stadium													Yankee Stadium																				
Oct. 5: at New York (AL) 8, Texas 0													Oct. 7: at New York (AL) 3, Texas 1																				
Yankees Lead Series 1-0													Yankees Lead Series 2-0																				
FINAL	1	2	3	4	5	6	7	8	9				FINAL	1	2	3	4	5	6	7	8	9				R	H	E	LOB	R	H	E	LOB
TEXAS	0	0	0	0	0	0	0	0	0				TEXAS	0	0	0	1	0	0	0	0	0				1	7	0	6	1	7	0	6
NEW YORK (AL)	0	1	0	0	2	4	0	1	x				NEW YORK (AL)	0	0	0	0	1	0	0	1	1	x			3	7	2	7	3	7	2	7
Texas	AB	R	H	B	I	B	B	K	New York (AL)	AB	R	H	B	I	B	K	Texas	AB	R	H	B	I	B	K	New York (AL)	AB	R	H	B	I	B	K	
McLemore, 2B	3	0	0	0	1	0			Knoblauch, 2B	4	1	2	0	1	1		Clayton, SS	4	0	0	0	0	0		Knoblauch, 2B	4	0	0	0	0	1		
Rodriguez, C	4	0	2	0	0	0			Jeter, SS	3	2	1	0	2	2		Greer, LF	4	0	0	0	0	1		Jeter, SS	4	0	2	0	0	1		
Greer, LF	2	0	0	0	2				O'Neill, RF	4	2	1	0	1	1		Rodriguez, C	4	0	1	0	0	1		O'Neill, RF	4	0	1	0	0	0		
Gonzalez, RF	3	0	0	0	1	2			Curtis, LF	0	0	0	0	0	0		Gonzalez, RF	4	1	1	1	0	1		Curtis, PR-LF	4	0	1	0	0	0		
Palmeiro, DH	3	0	0	0	1	0			Williams, CF	5	1	3	6	0	0		Palmeiro, DH	4	0	2	0	0	1		Williams, CF	3	0	0	0	0	2		
Zeile, 3B	3	0	0	1	1				Martinez, 1B	4	0	1	0	1	0		Zeile, 3B	4	0	1	0	0	0		Martinez, 1B	3	2	1	0	1	0		
Stevens, 1B	3	0	0	0	1				Strawberry, DH	2	1	0	0	1	0		Kelly, CF	3	0	0	0	2		Davis, DH	3	0	1	0	0	2			
Clayton, SS	3	0	0	0	0	1			Leyritz, PH-DH	2	0	0	0	0	0		Goodwin, CF	1	0	0	0	0	1		Bellinger, PR-DH	0	0	0	0	0	0		
Goodwin, CF	3	0	0	0	0	0			Posada, C	4	0	1	0	0	0		Stevens, 1B	3	0	1	0	0	0		Ledee, LF-RF	4	0	1	0	2			
									Ledee, LF-RF	3	1	1	1			McLemore, 2B	3	0	0	0	0	2		Brosius, 3B	3	0	1	0	0	0			
									Brosius, 3B	3	0	0	0	0											Girardi, C	3	0	0	1	0	0		
Totals	27	0	2	0	7	5			Totals	34	8	10	7	7	5		Totals	34	1	7	1	0	9		Totals	31	3	7	3	2	8		

2B - Tex 1: Rodriguez (1), NYY 3: B. Williams (1), J. Posada (1), R. Ledee (1). **HR - NYY 1:** B. Williams (1), E - Tex: T. Zeile (1). **DP - NYY 2:** (T.Martinez; O.Hernandez to Jeter to T.Martinez). **RISP - Tex 0** for 4; NYY 3 for 14. **SH - NYY:** S. Brosius. **GIDP - Tex:** I. Rodriguez. **SB - Tex:** I. Rodriguez (1). **IBB - NYY:** D. Strawberry by A. Sele, T. Martinez by A. Sele.

Umpires - HP - Joyce, 1B - Meriwether, 2B - Welke, 3B - McKean. **Time - 3:37.**

Attendance - 57,099. Weather - 49 degrees.

2B - Tex 1: L. Stevens (1), NYY 3: D. Jeter (1), R. Ledee (2), S. Brosius (1). **HR - Tex 1:** J. Gonzalez (1). **E - NYY:** T. Martinez (1), C. Knoblauch (1). **DP - NYY 2:** (Jeter to Knoblauch to T.Martinez; Knoblauch to Jeter to T.Martinez). **RISP - Tex 0** for 5; NYY 1 for 7. **GIDP - Tex:** J. Gonzalez, L. Stevens. **HP - NYY:** B. Williams by M. Venafo.

Umpires - HP - Meriwether, 1B - Welke, 2B - McKean, 3B - Shulock. **Time - 3:32.**

Attendance - 57,485. Weather - 48 degrees.

Texas	IP	H	R	ER	BB	SO	HR	BF	PIT/STK
Sele (L 0-1)	5.0	6	4	3	5	3	0	26	112/65
Crabtree	0.2	0	1	0	1	0	0	3	16/10
Venafo	0.1	1	2	0	0	0	1	3	10/7
Patterson	1.0	1	0	0	0	0	0	4	12/8
Fassero	1.0	2	1	1	1	1	0	6	21/11
Totals	8.0	10	8	4	7	5	1	42	
New York (AL)	IP	H	R	ER	BB	SO	HR	BF	PIT/STK
Hernandez (W 1-0)	8.0	2	0	0	6	4	0	30	121/67
Nelson	1.0	0	0	0	1	1	0	4	15/10
Totals	9.0	2	0	0	7	5	0	34	

Texas	IP	H	R	ER	BB	SO	HR	BF	PIT/STK	
Helling (L 0-1)	6.1	5	2	2	2	1	8	0	25	124/73
Crabtree	1.0	1	1	1	0	0	0	4	18/12	
Venafo	0.2	1	0	0	1	0	0	5	10/4	
Totals	8.0	7	3	3	2	8	0	34		
New York (AL)	IP	H	R	ER	BB	SO	HR	BF	PIT/STK	
Pettitte (W 1-0)	7.1	7	1	1	0	5	1	29	118/73	
Nelson	0.2	0	0	0	0	0	2	0	2	16/11
Rivera	1.0	0	0	0	0	2	0	3	9/8	
Totals	9.0	7	1	1	0	9	1	34		

ALDS Game #3 Oct. 9: New York (AL) 3, at Texas 0 The Ballpark in Arlington Yankees Win Series 3-0

FINAL																								
NEW YORK (AL)													3				6				0			
TEXAS													0				5				1			
New York (AL)	AB	R	H	B	I	B	B	K	Texas	AB	R	H	B	I	B	K								
Knoblauch, 2B	4	0	0	0	0	1			McLemore, 2B	4	0	1	0	0	1									
Jeter, SS	4	1	2	0	0	0			Rodriguez, C	4	0	0	0	0	1									
Williams, CF	3	1	1	0	1	0			Greer, LF	3	0	1	0	1	0									
Martinez, 1B	4	0	0	0	2				Gonzalez, RF	4	0	1	0	0	0									
Strawberry, DH	4	0	2	3	0	0			Palmeiro, DH	4	0	1	0	0	0									
Ledee, RF	4	0	1	0	0	2			Zeile, 3B	3	0	0	0	1	0									
Brosius, 3B	4	0	0	0	0	0			Stevens, 1B	3	0	0	0	0	1									
Curtis, LF	3	0	0	0	0	0			Clayton, SS	3	0	0	0	0	1									
Girardi, C	3	0	0	0	0	1			Goodwin, CF	3	0	1	0	0	0									
Totals	33	3	6	3	1	6			Totals	31	0	5	0	2	3									

3B - NYY 1: D. Jeter (1). **HR - NYY 1:** D. Strawberry (1). **E - Tex:** T. Zeile (2). **DP - NYY 1:** (Brosius to T.Martinez), Tex 1 (Clayton to McLemore to Stevens). **RISP - NYY 1** for 4; Tex 0 for 5. **GIDP - NYY:** S. Brosius.

Umpires - HP - Hirschbeck, 1B - Brinkman, 2B - Reilly, 3B - Cousins. **Time - 3:00.**

Attendance - 50,269. Weather - 78 degrees.

New York (AL)	IP	H	R	ER	BB	SO	HR	BF	PIT/STK
Clemens (W 1-0)	7.0	3	0	0	2	2	0	26	103/65
Nelson	0.0	1	0	0	0	0	0	1	4/2
Rivera (Save 2)	2.0	1	0	0	0	1	0	6	31/21
Totals	9.0	5	0	0	2	3	0	33	
Texas	IP	H	R	ER	BB	SO	HR	BF	PIT/STK
Loaiza (L 0-1)	7.0	5	3	3	1	4	1	27	100/69
Zimmerman	1.0	1	0	0	0	1	0	4	20/11
Wetteland	1.0	0	0	0	0	1	0	3	11/9
Totals	9.0	6	3	3	1	6	1	34	

1998 ALDS

RANGERS 1998 DIVISION SERIES ROSTER

PITCHERS (11): John Burkett, Tim Lincecum, Tony Fossas, Eric Gunderson, Rick Helling, Xavier Hernandez, Esteban Loaiza, Danny Patterson, Aaron Sele, Todd Stottlemire, John Wetteland.
CATCHERS (2): Bill Haselman, Ivan Rodriguez.
INFIELDERS (7): Luis Alcega, Domingo Cedeno, Will Clark, Royce Clayton, Mark McLemore, Lee Stevens, Todd Zeile.
OUTFIELDERS (5): Juan Gonzalez, Tom Goodwin, Rusty Greer, Roberto Kelly, Mike Simms.

ALDS Game #1 Yankee Stadium	Sept. 29: at New York (AL) 2, Texas 0										Yankees Lead Series 1-0																
FINAL	1	2	3	4	5	6	7	8	9	R	H	E	LOB	FINAL	1	2	3	4	5	6	7	8	9	R	H	E	LOB
TEXAS	0	0	0	0	0	0	0	0	0	0	5	0	5	TEXAS	0	0	0	1	0	0	0	0	1	5	0	4	
NEW YORK (AL)	0	2	0	0	0	0	0	0	x	2	6	0	5	NEW YORK (AL)	0	1	0	2	0	0	0	0	x	3	8	0	6

ALDS Game #2 Yankee Stadium	Sept. 30: at New York (AL) 3, Texas 1										Yankees Lead Series 2-0																
FINAL	1	2	3	4	5	6	7	8	9	R	H	E	LOB	FINAL	1	2	3	4	5	6	7	8	9	R	H	E	LOB
TEXAS	0	0	0	0	0	0	0	0	0	0	5	0	5	TEXAS	0	0	0	1	0	0	0	0	1	5	0	4	
NEW YORK (AL)	0	2	0	0	0	0	0	0	x	2	6	0	5	NEW YORK (AL)	0	1	0	2	0	0	0	0	x	3	8	0	6

Texas	AB	R	H	B	BB	K	New York (AL)	AB	R	H	B	BB	K
McLemore, 2B	3	0	1	0	1	0	Knoblauch, 2B	3	0	1	0	0	1
Kelly, CF	4	0	0	0	0	1	Jeter, SS	2	0	0	0	1	0
Greer, RF	4	0	1	0	0	1	O'Neill, RF	3	0	1	0	1	0
Gonzalez, RF	4	0	0	0	0	1	Williams, CF	3	0	0	0	1	0
Clark, 1B	4	0	1	0	0	1	Martinez, 1B	3	0	1	0	0	1
Rodriguez, C	4	0	0	0	2	2	Davis, DH	3	0	0	0	1	0
Zeile, 3B	3	0	1	0	0	1	Posada, C	2	1	0	0	1	2
Simms, DH	3	0	1	0	0	1	Curtis, LF	3	1	2	0	0	1
Clayton, SS	3	0	0	0	0	2	Brosius, 3B	3	0	1	1	0	2

Texas	AB	R	H	B	BB	K	New York (AL)	AB	R	H	B	BB	K
McLemore, 2B	4	0	0	0	0	1	Knoblauch, 2B	4	0	0	0	0	2
Kelly, CF	3	0	1	0	0	1	Jeter, SS	3	0	0	0	1	1
Goodwin, CF	1	0	1	0	0	0	O'Neill, RF	4	0	1	0	0	1
Greer, LF	4	0	0	0	0	1	Williams, CF	4	0	0	0	0	2
Gonzalez, RF	4	1	1	0	1	Martinez, 1B	4	0	0	0	1	1	
Clark, 1B	4	0	0	0	0	1	Davis, DH	3	0	1	0	0	1
Rodriguez, C	3	0	1	1	0	1	Bush, PR-DH	0	0	0	0	0	0
Zeile, 3B	3	0	0	0	0	1	Raines, PH-DH	1	0	0	0	0	0
Simms, DH	2	0	0	0	0	1	Spencer, LF	3	2	1	0	1	1
Alcega, PH-DH	1	0	0	0	0	0	Curtis, LF	0	0	0	0	0	0
Clayton, SS	3	0	1	0	0	1	Brosius, 3B	3	1	2	2	0	1
							Girardi, C	3	0	2	0	0	0

2B - Tex 1: M. McLemore (1). **NY 3:** P. O'Neill (1), T. Martinez (1), C. Curtis (1). **DP - Tex 2** (I. Rodriguez to McLemore to Clark; McLemore to Clayton to Clark). **RISP - Tex 0** for 5; **NY 1** for 8. **SH - NY 2:** D. Jeter. **GIDP - NY 1:** B. Williams. **CS - NY 1:** C. Curtis (1), S. Brosius (1). **HBP - NY 1:** C. Knoblauch by T. Stottlemire. **Umpires - HP - Joyce, 1B - Merrill, 2B - Garcia, 3B - Tschida. Time - 3:02. Attendance - 57,362. Weather - 64 degrees.**

2B - Tex 2: R. Kelly (1), J. Gonzalez (1). **NY 1:** P. O'Neill (2). **HR - NY 2:** S. Spencer (1), S. Brosius (1). **RISP - Tex 1** for 5; **NY 0** for 5. **SB - NY 1:** H. Bush (1). **Umpires - HP - Merrill, 1B - Garcia, 2B - Tschida, 3B - Cobble. Time - 2:58. Attendance - 57,360. Weather - 68 degrees.**

Texas	IP	H	R	ER	BB	SO	HR	BF	PIT/STK
Stottlemire (L 0-1)	8.0	6	2	2	4	8	0	31	12/172
Totals	8.0	6	2	2	4	8	0	31	

New York (AL)	IP	H	R	ER	BB	SO	HR	BF	PIT/STK
Wells (W 1-0)	8.0	5	0	0	1	9	0	30	134/92
Rivera (Save 1)	1.0	0	0	0	0	1	0	3	12/10
Totals	9.0	5	0	0	1	10	0	33	

Texas	IP	H	R	ER	BB	SO	HR	BF	PIT/STK
Helling (L 0-1)	6.0	8	3	3	1	9	2	27	119/83
Crabtree	2.0	0	0	0	0	1	0	6	27/20
Totals	8.0	8	3	3	1	10	2	33	

New York (AL)	IP	H	R	ER	BB	SO	HR	BF	PIT/STK
Pettitte (W 1-0)	7.0	3	1	1	0	8	0	24	95/61
Nelson (Hold 1)	0.2	1	0	0	0	0	0	3	12/7
Rivera (Save 2)	1.1	1	0	0	0	1	0	5	12/11
Totals	9.0	5	1	1	0	9	0	32	

ALDS Game #3 Oct. 2: New York (AL) 4, at Texas 0 The Ballpark in Arlington Yankees Win Series 3-0

FINAL	1	2	3	4	5	6	7	8	9	R	H	E	LOB
NEW YORK (AL)	0	0	0	0	0	4	0	0	0	4	9	1	5
TEXAS	0	0	0	0	0	0	0	0	0	0	3	1	5

New York (AL)	AB	R	H	B	BB	K	Texas	AB	R	H	B	BB	K
Knoblauch, 2B	4	0	0	0	0	1	Goodwin, CF	3	0	0	0	0	1
Jeter, SS	4	0	1	0	0	1	McLemore, 2B	3	0	0	0	1	2
O'Neill, RF	4	1	2	1	0	0	Greer, LF	3	0	0	0	1	0
Williams, CF	4	0	0	0	0	2	Gonzalez, RF	4	0	0	0	0	1
Martinez, 1B	4	1	2	0	0	0	Clark, 1B	3	0	0	0	1	0
Raines, DH	3	1	1	0	1	1	Rodriguez, C	3	0	0	0	0	2
Spencer, LF	3	1	1	3	0	0	Stevens, DH	3	0	0	0	0	1
Curtis, LF	0	0	0	0	1	0	Zeile, 3B	3	0	2	0	0	0
Brosius, 3B	4	0	1	0	0	0	Clayton, SS	3	0	1	0	0	1
Girardi, C	4	0	1	0	0	1							

Totals	34	4	9	4	2	6	Totals	28	0	3	0	3	8
--------	----	---	---	---	---	---	--------	----	---	---	---	---	---

2B - NY 2: T. Martinez (2), T. Raines (1). **HR - NY 2:** P. O'Neill (1), S. Spencer (2). **E - NY 1:** C. Knoblauch (1). **Tex:** R. Clayton (1). **DP - NY 2** (Girardi to Jeter to T. Martinez; Jeter to T. Martinez). **Tex 2** (Clayton to McLemore to Clark; McLemore to Clayton to Clark). **RISP - NY 1** for 4; **Tex 0** for 5. **SH - Tex:** T. Goodwin. **GIDP - NY 1:** C. Knoblauch, B. Williams. **Tex:** R. Clayton. **SB - NY 1:** C. Curtis (1). **CS - Tex:** T. Zeile (1). **Umpires - HP - Hirschbeck, 1B - McCoy, 2B - Phillips, 3B - Scott. Time - 2:58. Attendance - 49,950. Weather - 80 degrees.**

New York (AL)	IP	H	R	ER	BB	SO	HR	BF	PIT/STK	
Cone (W 1-0)	5.2	2	0	0	0	1	8	0	20	83/57
Lloyd	0.1	0	0	0	0	0	0	1	3/2	
Nelson	2.0	1	0	0	0	1	2	0	7	34/22
Rivera	1.0	0	0	0	0	1	0	0	4	18/9
Totals	9.0	3	0	0	0	3	8	0	32	

Texas	IP	H	R	ER	BB	SO	HR	BF	PIT/STK	
Sele (L 0-1)	6.0	8	4	4	1	4	2	26	106/63	
Crabtree	2.0	1	0	0	0	1	0	8	23/14	
Wetteland	1.0	0	0	0	0	1	1	0	4	23/12
Totals	9.0	9	4	4	2	6	2	36		

FRONT OFFICE
COACHES
PLAYERS
2018 REVIEW
OPPONENTS
RECORDS
DEVELOPMENT
MEDIA

RANGERS 1996 DIVISION SERIES ROSTER

PITCHERS (11): John Burkett, Dennis Cook, Mike Henneman, Ken Hill, Darren Oliver, Danny Patterson, Roger Pavlik, Jeff Russell, Mike Stanton, Ed Vosberg, Bobby Witt.

CATCHERS (3): Ivan Rodriguez, Mickey Tetletton, David Valle.

INFIELDERS (6): Will Clark, Kevin Elster, Rene Gonzalez, Mark McLemore, Dean Palmer, Kurt Stillwell.

OUTFIELDERS (5): Damon Buford, Juan Gonzalez, Rusty Greer, Darryl Hamilton, Warren Newson.

ALDS Game #1 Yankee Stadium	Oct. 1: Texas 6, at New York (AL) 2										Rangers Lead Series 1-0			
FINAL	1	2	3	4	5	6	7	8	9	R H E LOB				
TEXAS	0	0	0	5	0	1	0	0	0	6 8 0 11				
NEW YORK (AL)	1	0	0	1	0	0	0	0	0	2 10 0 9				
TEXAS	AB	R	H	B	BB	K	New York (AL)	AB	R	H	B	BB	K	
Hamilton, CF	4	0	0	0	0	0	Raines, LF	5	1	0	0	0	1	
Rodriguez, C	4	1	1	0	0	0	Boggs, 3B	5	0	1	0	0	1	
Greer, LF	3	1	1	0	1	1	O'Neill, RF	4	0	0	0	0	1	
Gonzalez, RF	4	1	1	3	0	1	Williams, CF	4	0	1	1	0	0	
Clark, 1B	4	1	1	0	0	0	Martinez, 1B	4	1	3	0	0	0	
Tetletton, DH	3	1	0	0	0	1	Strawbery, DH	4	0	0	0	0	2	
Palmer, 3B	4	2	2	0	1	Duncan, 2B	4	0	2	1	0	1		
McLemore, 2B	4	0	1	1	0	1	Girardi, C	3	0	1	0	1	0	
Elster, SS	4	0	1	0	0	2	Jeter, SS	4	0	1	0	0	1	
Totals	34	6	8	6	2	10	Totals	37	2	10	2	1		

ALDS Game #2 Yankee Stadium	Oct. 2: at New York (AL) 5, Texas 4 (12)										Series Tied 1-1					
FINAL	1	2	3	4	5	6	7	8	9	10	11	12	R H E LOB			
TEXAS	0	1	0	0	0	0	0	0	0	0	0	0	4 8 1 11			
NEW YORK (AL)	0	1	0	1	0	0	0	0	1	1	0	0	5 8 0 9			
TEXAS	AB	R	H	B	BB	K	New York (AL)	AB	R	H	B	BB	K			
Hamilton, CF	6	0	2	0	0	0	Raines, LF	4	0	1	0	0	1			
Rodriguez, C	4	0	0	0	1	2	Boggs, 3B	3	0	0	0	0	0			
Greer, LF	5	1	0	0	1	1	Hayes, PH-3B	1	0	0	0	0	0			
Gonzalez, RF	5	2	3	4	1	0	O'Neill, RF	5	0	1	0	0	0			
Clark, 1B	4	0	1	0	0	2	Williams, CF	3	1	1	0	2	0			
Palmer, 3B	6	0	1	0	0	1	Martinez, 1B	4	1	0	0	1	1			
Tetletton, DH	3	0	0	0	2	2	Felder, DH	3	1	0	2	1	0			
McLemore, 2B	4	0	0	0	0	2	Fox, PR-DH	0	0	0	0	0	0			
Elster, SS	4	1	1	0	1	0	Strawbery, PH-DH	0	0	0	0	0	0			
							Duncan, 2B	5	0	0	0	0	1			
							Leyritz, C	2	0	1	0	0	0			
							Girardi, PR-C	1	1	0	1	0	0			
							Jeter, SS	5	1	3	0	0	0			
Totals	41	4	8	4	8	8	Totals	37	5	8	4	6	2			

2B - Tex 1: K. Elster (1); NYY 3: W. Boggs (1), T. Martinez 2 (2); HR - Tex 2: J. Gonzalez (1), D. Palmer (1); DP - NYY 1 (Girardi to Duncan); RISP - Tex 2 for 4; NYY 1 for 12 CS - Tex: M. McLemore (1).

Umpires -HP-Evans, 1B-Kaiser, 2B-Merrill, 3B-Young Time - 2:50. **Attendance** - 57,205. **Weather** - 68 degrees.

2B - Tex 1: K. Elster (2); NYY 1: D. Jeter (1); HR - Tex 2: J. Gonzalez 2 (3), NYY 1 (1); Fielder (1), E - Tex: D. Palmer (1); DP - Tex 1 (D. Hamilton to Clark), NYY 1 (Petitte to Jeter to T.Martinez); RISP - Tex 1 for 9; NYY 2 for 9. SH - Tex: I. Rodriguez, M. McLemore, N.Y.P.T.T. Raines, C. Hayes. SF - NYY: C. Hayes. **GIDP** - Tex: R. Greer, WP - NYY: A. Pettit. **HP** - NYY: J. Leyritz by K. Hill. **IBB** - Tex: J. Gonzalez by J. Wetteland.

Umpires -HP-Kaiser, 1B-Merrill, 2B-Young, 3B-Clark. **Time** - 4:25. **Attendance** - 57,156. **Weather** - 67 degrees.

TEXAS	IP	H	R	ER	BB	SO	HR	BF	PIT/STK
Burkett (W, 1-0)	9.0	10	2	2	1	7	0	38	122/85
Totals	9.0	10	2	2	1	7	0	38	
NEW YORK (AL)	IP	H	R	ER	BB	SO	HR	BF	PIT/STK
Cone (L, 0-1)	6.0	8	6	6	2	8	2	27	119/70
Lloyd	1.0	0	0	0	0	0	0	3	7/5
Weathers	2.0	0	0	0	0	2	0	6	21/14
Totals	9.0	8	6	6	2	10	2	36	

TEXAS	IP	H	R	ER	BB	SO	HR	BF	PIT/STK	
Hill	6.0	5	3	3	3	1	1	27	106/66	
Cook (Hold, 1)	1.0	0	0	0	0	0	0	3	10/5	
Russell (BS, 3)	2.1	2	1	1	0	0	0	8	25/16	
Stanton (L, 0-1)	1.2	1	1	1	0	3	1	0	8	33/15
Henneman	0.0	0	0	0	0	0	0	1	1/1	
Totals	11.0	8	5	4	6	2	1	47		

NEW YORK (AL)	IP	H	R	ER	BB	SO	HR	BF	PIT/STK	
Pettite	6.1	4	4	4	6	3	2	28	104/60	
Rivera	3.2	2	0	0	1	2	0	4	8	25/16
Wetteland	2.0	2	0	0	1	2	0	9	32/19	
Lloyd	0.0	1	0	0	0	0	0	1	3/2	
Nelson	0.2	1	0	0	0	2	0	3	12/9	
Rogers	0.0	0	0	0	1	0	0	1	4/0	
Boehringer (W 1-0)	0.1	0	0	0	0	0	0	1	3/2	
Totals	12.0	8	4	4	8	2	5	2	51	

ALDS Game #3 The Ballpark in Arlington	Oct. 4: New York (AL) 3, at Texas 2										Yankees Lead Series 2-1			
FINAL	1	2	3	4	5	6	7	8	9	R H E LOB				
NEW YORK (AL)	1	0	0	0	0	0	0	2	3 7 1 4					
TEXAS	0	0	0	1	1	0	0	0	2 6 1 8					
NEW YORK (AL)	AB	R	H	B	BB	K	Texas	AB	R	H	B	BB	K	
Jeter, SS	4	1	2	0	0	1	Hamilton, CF	5	0	1	0	0	1	
Raines, LF	3	1	1	0	0	1	Rodriguez, C	4	0	2	1	0	0	
Williams, CF	3	1	2	2	0	0	Greer, LF	4	0	1	0	0	0	
Felder, DH	4	0	0	0	1	Gonzalez, RF	4	1	2	1	0	0		
Martinez, 1B	3	0	0	0	1	Clark, 1B	3	0	0	0	1	2		
Duncan, 2B	3	0	2	1	0	Palmer, 3B	4	0	0	0	0	2		
Sojo, 2B	0	0	0	0	0	Tetletton, DH	3	0	0	0	1	1		
O'Neill, RF	3	0	0	0	0	Buford, PR	0	0	0	0	0	0		
Rivera, PH-RF	1	0	0	0	1	McLemore, 2B	3	0	0	0	0	1		
Hayes, 3B	3	0	0	0	0	Elster, SS	1	1	0	0	2	0		
Girardi, C	2	0	0	0	1	Newson, PH	1	0	0	0	0	0		
Totals	29	3	7	3	3	4	Totals	32	2	6	2	4	7	

ALDS Game #4 The Ballpark in Arlington	Oct. 5: New York (AL) 6, at Texas 4										Yankees Win Series 3-1			
FINAL	1	2	3	4	5	6	7	8	9	R H E LOB				
NEW YORK (AL)	0	0	0	3	1	0	1	0	1	6 12 1 8				
TEXAS	0	2	2	0	0	0	0	0	0	4 9 0 11				
NEW YORK (AL)	AB	R	H	B	BB	K	Texas	AB	R	H	B	BB	K	
Raines, LF	4	1	1	0	1	0	Hamilton, CF	4	0	0	0	0	1	
Boggs, 3B	4	0	0	0	0	1	Rodriguez, C	4	0	3	1	0	1	
Williams, CF	5	3	3	2	0	1	Greer, LF	4	0	0	0	1	1	
Martinez, 1B	3	1	1	0	0	0	Gonzalez, RF	4	1	2	1	0	0	
Felder, DH	4	1	2	2	0	1	Clark, 1B	5	0	0	0	0	0	
Fox, PR-DH	0	0	0	0	0	0	Palmer, 3B	5	2	1	0	0	1	
Leyritz, PH-DH	1	0	0	0	0	1	Tetletton, DH	3	0	1	1	1	1	
Rivera, PH	3	1	1	0	0	McLemore, 2B	4	1	0	0	0	0		
Hayes, PH	1	0	1	0	0	Elster, SS	3	0	2	0	0	0		
Rivera, RF	0	0	0	0	0	Newson, PH	0	0	0	0	0	0		
Duncan, 2B	4	0	1	0	2	Buford, PR	0	0	0	0	0	0		
Sojo, 2B	0	0	0	0	0	Gonzalez, SS	0	0	0	0	0	0		
Girardi, C	3	0	1	0	1									
Jeter, SS	4	0	1	0	0									
Totals	37	6	12	6	3	7	Totals	35	4	9	4	6	5	

2B - Tex 1: I. Rodriguez (1); HR - NYY 1: B. Williams (1), T. Martinez (1); Tex 1: J. Gonzalez (4). E - NYY: D. Jeter (1); Tex: K. Elster (1); DP - Tex 2 (D. Oliver to Elster to Clark; Elster to McLemore to Clark); RISP - NYY 1 for 6; Tex 1 for 7; SH - Tex: M. McLemore.

SF - NYY: B. Williams. **GIDP** - NYY: P. O'Neill 2; SB - Tex: K. Elster (1); CS - NYY: B. Williams (1), C. Hayes (1); **HBP** - NYY: M. Duncan by D. Oliver; **IBB** - NYY: T. Martinez by M. Henneman; **Tex**: W. Clark by J. Nelson.

Umpires -HP-Tschida, 1B-Weihe, 2B-Shulock, 3B-Hendry.

Time - 3:05. **Attendance** - 50,860. **Weather** - 78 degrees.


2B - Tex 1: D. Palmer (1); HR - NYY 2: B. Williams 2 (3); Tex 1: J. Gonzalez (5). E - NYY: D. Jeter (2); DP - NYY 1 (Jeter to Duncan to T.Martinez); Tex 1 (Elster to McLemore to Clark); RISP - NYY 6 for 11; Tex 3 for 14; SH - NYY: W. Boggs; Tex: D. Hamilton. **GIDP** - NYY: T. Raines; Tex: W. Clark; SB - NYY: B. Williams (1); WP - Tex: B. Witt.

Umpires -HP-Welke, 1B-Shulock, 2B-Hendry, 3B-Cobble.

Time - 3:57. **Attendance** - 50,066. **Weather** - 77 degrees.

NEW YORK (AL)	IP	H	R	ER	BB	SO	HR	BF	PIT/STK
Key	5.0	5	2	2	1	3	1	21	101/63
Nelson (W 1-0)	3.0	1	0	0	2	3	0	12	37/25
Wetteland	1.0	0	0	0	1	1	0	4	16/8
Totals	9.0	6	2	2	4	7	1	37	
TEXAS	IP	H	R	ER	BB	SO	HR	BF	PIT/STK
Oliver (L 0-1)	8.0	6	3	3	2	3	1	29	114/69
Henneman	0.2	1	0	0	0	1	0	4	3/3
Stanton	0.1	0	0	0	0	1	0	1	7/4
Totals	9.0	7	3	3	3	4	1	34	

NEW YORK (AL)	IP	H	R	ER	BB	SO	HR	BF	PIT/STK
Rogers	2.0	5	2	2	1	1			



NATIONAL BASEBALL HALL OF FAME AND MUSEUM

25 Main Street, Cooperstown, New York 13326

Phone: (607) 547-7200

Public Relations: (607) 547-0215

E-mail address: info@baseballhall.org

Website: baseballhall.org

Summer Hours: Memorial Day Weekend - Labor Day Weekend: 9 a.m. to 9 p.m.

Regular Hours: 9 a.m. to 5 p.m.

Holiday Closings: Thanksgiving Day, Christmas Day, and New Year's Day.

DIRECTORY: Jane Forbes Clark (Chairman), Joe Morgan (Vice Chairman), Jeff Idelson (President), Jeff Jones (Senior Vice President of Finance and Administration), Sean Gahagan (Vice President, Retail Merchandising & Licensing), Erik Strohl (Vice President, Exhibitions and Collections), Ken Meifert (Vice President, Sponsorship & Development)

RESEARCH AND LIBRARY CONTACTS: Jim Gates (Librarian)

PR CONTACTS: Jon Shestakofsky (Vice President, Communications & Education) and Craig Muder (Comm. Director)

HALL OF FAME WEEKEND 2019: July 19-22

Class of 2019: Harold Baines, Roy Halladay, Edgar Martinez, Mike Mussina, Mariano Rivera and Lee Smith

Awards: Sat. July 20, 4:30 p.m. ET **Induction:** Sun. July 21, 1:30 p.m. ET, Clark Sports Center

RANGERS IN THE HALL OF FAME

2019 electee Harold Baines became the ninth Hall of Famer with ties to the Rangers. Class of 2017 electee Ivan Rodríguez became the second Rangers player to enter the Hall of Fame with a Rangers logo on his plaque cap, following Nolan Ryan in 1999. Seven other former players and managers have earned election to the Hall of Fame and have spent part of their careers with the Washington Senators/Texas Rangers: Bert Blyleven (2011), Goose Gosage (1991), Vladimir Guerrero (2010), Whitey Herzog (1973), Ferguson Jenkins (1974-1975, 1978-1981), Gaylord Perry (1975-1977, 1980) and Ted Williams (1969-1972). For more information on Senators/Rangers in the Hall of Fame, visit the Hall of Famers team pages at www.baseballhall.org.

NOTABLE RANGERS ARTIFACTS IN COOPERSTOWN

- Cap worn by Adrián Beltré when he recorded his 3,054th hit on April 5, 2018, surpassing Rod Carew for the most hits among Latin American-born players.
- Bat used by Adrián Beltré when he recorded his 1,500th career RBI on May 28, 2016.
- Bat used by Carlos Corporan to hit a home run on June 29, 2015, marking the 11,000th hit by a Puerto Rican-born player.
- Batting helmet worn by Adrián Beltré on May 15, 2015 when he hit his 400th career home run.
- Bat used to hit a home run in the 2014 All-Star Futures Game by Rangers prospect Joey Gallo.
- Cap worn by pitcher Yu Darvish on April 6, 2014 when he became fastest to reach 500 strikeouts (401.2 innings) in big league history.
- Bat used by Josh Hamilton to hit four home runs against the Orioles on May 8, 2012.
- Jersey worn by Adrián Beltré to hit his third HR of the ALDS on Oct. 4, 2011.
- Jersey worn by Michael Young to record his 2000th hit, Aug. 7, 2011.
- Bat used by Mitch Moreland to hit a Game 3 home run in the 2010 Fall Classic, the first World Series homer in Rangers' history.
- Bengie Molina's bat from his July 16, 2010 cycle for the Rangers.
- Ball from first pitch of Game 4 of 2010 World Series signed by President George W. Bush.
- Bat used by Ian Kinsler to collect a hit as he went 6-for-6 and hit for the cycle April 15, one of the record-tying eight in Major League Baseball during 2009.
- Bat used by Jarrod Saltalamacchia on Aug. 22, 2007, when he went 4-for-6 with two homers, five runs and seven RBI.



Cap worn by Adrián Beltré on April 5, 2018, when he passed Rod Carew for most hits by a Latin American-born player.

A LOOK AHEAD TO 2020

Ballots for the 2020 Hall of Fame/BBWAA election will be distributed following the 2019 season with results from the voting scheduled to be announced in January 2020. A partial list of first-year candidates for election includes: Derek Jeter, Paul Konerko, Cliff Lee and Alfonso Soriano. Historical information on past BBWAA elections and the election process can be accessed at www.baseballhall.org or by contacting the Hall of Fame Communications department.

CONNECT TO COOPERSTOWN

- For up-to-the-minute news from Cooperstown, visit at www.baseballhall.org. Stay up-to-date on all the activity at the Hall of Fame's official site and through social networking on Facebook, Instagram, Twitter and YouTube.
- If you would like to receive interesting stories and timely news items direct from the Hall of Fame and get the inside track on the latest happenings in Cooperstown, sign up for *Inside Pitch*. There's no cost to receive our weekly electronic newsletter in your e-mail box at home or work and it's easy to enroll: Just log on to www.baseballhall.org/media/museum-facts.
- If you have an interest in receiving *Around The Horn*, the Hall's monthly media newsletter, please send an e-mail to info@baseballhall.org. Be sure to include your name, name of organization and e-mail address. Or visit www.baseballhall.org/media-info.

RESEARCH ASSISTANCE

The Hall of Fame is pleased to provide assistance in baseball research and members of the media are encouraged to utilize this valuable baseball resource whenever necessary by calling the Public Relations department at (607) 547-0215, or the Library Reference desk at (607) 547-0330.

SCOUTING AND DEVELOPMENT



A fourth round selection in the 2013 June draft, Isiah Kiner-Falefa made his Major League debut in 2018 and was selected as the Rangers Rookie of the Year.



TEXAS FARM SYSTEM

2019 TEXAS AFFILIATES & STAFFS

FRONT OFFICE

COACHES

PLAYERS

2018 REVIEW

OPONENTS

RECORDS

DEVELOPMENT

MEDIA

NASHVILLE SOUNDS (TN)

OWNERS FRANK WARD, MASAHIRO HONZAWA
GENERAL MANAGER & COO ADAM NUSE
LEAGUE PACIFIC COAST LEAGUE (TRIPLE-A)
GAMES PLAYED AT FIRST TENNESSEE PARK (CAPACITY: 10,000)
ADDRESS 19 JUNIOR GILLIAM WAY, NASHVILLE, TN 37219
PR CONTACT CHAD SEELY (CHAD@NASHVILLESOUNDS.COM)
YEARS AFFILIATED 2019

MANAGER JASON WOOD (5TH SEASON)
HITTING COACH HOWARD JOHNSON
PITCHING COACH BRIAN SHOUSE
BULLPEN COACH ERIC GAGNE
COACH GENO PETRALLI
ATHLETIC TRAINER CARLOS OLIVAS
STRENGTH AND CONDITIONING AL SANDOVAL

FRISCO ROUGHRIDERS (TX)

OWNER GREENBERG SPORTS GROUP
PRESIDENT & GENERAL MANAGER ANDY MILOVICH
LEAGUE TEXAS LEAGUE (DOUBLE-A)
GAMES PLAYED AT DR PEPPER BALLPARK (CAPACITY: 10,216)
ADDRESS 7300 ROUGHRIDERS TRAIL, FRISCO, TX 75034
PR CONTACT RYAN ROULLARD (ROULLARD@RIDERSBASEBALL.COM)
YEARS AFFILIATED 2003

MANAGER JOE MIKULIK (5TH SEASON)
HITTING COACH JASON HART
PITCHING COACH GREG HIBBARD
COACH BRAD FLANDERS
ATHLETIC TRAINER ALEX RODRIGUEZ
STRENGTH AND CONDITIONING WADE LAMONT

DOWN EAST WOOD DUCKS (NC)

OWNER TEXAS RANGERS LLC
GENERAL MANAGER WADE HOWELL
LEAGUE CAROLINA LEAGUE (HIGH-A)
GAMES PLAYED AT GRAINGER STADIUM (CAPACITY: 4,100)
ADDRESS 400 E GRAINGER AVE, KINSTON, NC, 28502
PR CONTACT MATT PRESENT (MPRESENT@WOODDUCKSBASEBALL.COM)
YEARS AFFILIATED 2017

MANAGER COREY RAGSDALE (1ST SEASON)
HITTING COACH CHASE LAMBIN
PITCHING COACH STEPHEN MINTZ
COACH TURTLE THOMAS
ATHLETIC TRAINER LUKE TEETERS
STRENGTH AND CONDITIONING ADAM NOEL

HICKORY CRAWDADS (NC)

OWNER TEXAS RANGERS/HICKORY BASEBALL, INC.
GENERAL MANAGER MARK SEAMAN
LEAGUE SOUTH ATLANTIC LEAGUE (LOW-A)
GAMES PLAYED AT L.P. FRANS STADIUM (CAPACITY: 3,959)
ADDRESS 2500 CLEMENT BLVD NW, HICKORY, NC 28601
PR CONTACT ASHLEY SALINAS (ASALINAS@HICKORYCRAWDADS.COM)
YEARS AFFILIATED 2009

MANAGER MATT HAGEN (2ND SEASON)
HITTING COACH JARED GOEDERT
PITCHING COACH JOSE JAMES
COACH JOSH JOHNSON
ATHLETIC TRAINER BRONSON SANTILLAN
STRENGTH AND CONDITIONING XAVIER SALDANA

SPOKANE INDIANS (WA)

PRINCIPAL OWNERS BOBBY BRETT, GEORGE BRETT, J.B. BRETT
VICE PRESIDENT/GENERAL MANAGER CHRIS DUFF
LEAGUE NORTHWEST LEAGUE (SHORT-A)
GAMES PLAYED AT AVISTA STADIUM (CAPACITY: 6,803)
ADDRESS 602 N. HAVANA, SPOKANE, WA 99202
PR CONTACT JOHN COLLETT (JCOLLETT@SPOKANEINDIANS.COM)
YEARS AFFILIATED 2003

MANAGER KENNY HOOK (1ST SEASON)
HITTING COACH SALOMON MANRIOUEZ
PITCHING COACH HENDERSON LUGO
PITCHING COACH CODY ADEN
STRENGTH AND CONDITIONING ED YONG

ARIZONA LEAGUE RANGERS (AZ)

OWNER TEXAS RANGERS BASEBALL CLUB
LEAGUE ARIZONA LEAGUE (ROOKIE)
GAMES PLAYED AT RANGERS/SURPRISE RECREATIONAL CAMPUS
ADDRESS 15754 NORTH BULLARD AVE., SURPRISE, AZ 85374
MANAGER CARLOS CARDOZA (1ST SEASON)
HITTING COACH CHAD COMER
HITTING COACH ERIC DORTON
PITCHING COACH BRYAN CONGER
PITCHING COACH SEAN CASHMAN
COACH GUILDER RODRIGUEZ
ATHLETIC TRAINER DERRICK DECKER
STRENGTH AND CONDITIONING CHANDLER GELLER



DOMINICAN SUMMER LEAGUE RANGERS (DR)

MANAGER CARLOS MALDONADO (1ST SEASON)
COACH ALEXIS INFANTE
HITTING COACH SHARNOL ADRIANA
HITTING COACH JEREMY MOORE
HITTING COACH LUIS SUMOZA
PITCHING COACH JESUS DELGADO
PITCHING COACH PABLO BLANCO
PITCHING COACH RICARDO VALENCIA
COACH CHU OVALLES
COACH ROBERTO DE LA ROSA
COACH LUIS ENCARNACION
ATHLETIC TRAINERS TYLER VOAS/WILOUQU ORTEGA
STRENGTH AND CONDITIONING KYLE LAUGHLIN/DANNY MENDOZA
PEAK PERFORMANCE EDUARDO THOMAS



MINOR LEAGUE AWARDS

TOM GRIEVE MINOR LEAGUE PLAYER OF THE YEAR

1984 Tommy Dunbar (OF)	1996 Lee Stevens (DH)	2008 Nelson Cruz (OF)
1985 Steve Buechele (3B)	1997 Fernando Tatis (3B)	2009 Mitch Moreland (1B/OF)
1986 Bob Brower (OF)	1998 Shawn Gallagher (1B)	2010 Engel Beltre (OF)
1987 Wayne Rosenthal (RHP)	1999 Mike Lamb (3B)	2011 Jurickson Profar (SS)
1988 Kevin Reimer (OF)	2000 Kevin Mench (OF)	2012 Mike Olt (3B)
1989 Jim Hvizda (RHP)	2001 Hank Blalock (3B)	2013 Rougned Odor (2B)
1990 Juan Gonzalez (OF)	2002 Laynce Nix (OF)	2014 Joey Gallo (3B)
1991 Rob Maurer (1B)	2003 Ramon Nivar (OF)	2015 Nomar Mazara (OF)
1992 Dan Smith (LHP)	2004 Ian Kinstler (SS)	2016 Jose Trevino (C)
1993 Rick Helling (RHP)	2005 Travis Metcalf (3B)	2017 Ronald Guzman (1B)
1994 Julio Santana (RHP)	2006 Nate Gold (1B)	2018 Scott Heineman (OF)
1995 Fernando Tatis (3B)	2007 Chris Davis (3B)	

NOLAN RYAN MINOR LEAGUE PITCHER OF THE YEAR

1995 Jeff Davis (RHP)	2004 Kameron Loe (RHP)	2013 Luke Jackson (RHP)
1996 Ted Silva (RHP)	2005 Thomas Diamond (RHP)	2014 Chi Chi Gonzalez (RHP)
1997 Corey Lee (LHP)	2006 Eric Hurley (RHP)	2015 Ariel Jurado (RHP)
1998 Jeff Zimmerman (RHP)	2007 Edinson Volquez (RHP)	2016 Yohander Mendez (LHP)
1999 Doug Davis (LHP)	2008 Derek Holland (LHP)	2017 Kyle Cody (RHP)
2000 Jovanny Cedenro (RHP)	2009 Martin Perez (LHP)	2018 Tyler Phillips (RHP)
2001 Ryan Dittfurth (RHP)	2010 Michael Kirkman (LHP)	
2002 Ben Kozlowski (LHP)	2011 Robbie Ross (LHP)	
2003 Juan Dominguez (RHP)	2012 Cody Buckel (RHP)	

MINOR LEAGUE DEFENDER OF THE YEAR

2008 Jose Vallejo (INF)	2014 Hanser Alberto (SS)
2009 Craig Gentry (OF)	2015 Lewis Brinson (OF)
2010 Jose Felix (C)	2016 Ronald Guzman (1B)
2011 Ryan Strausborger (OF)	2017 Jose Trevino (C)
2012 Engel Beltre (OF)	2018 Ryan Dorow (INF)
2013 Jake Skole (OF)	

MINOR LEAGUE RELIEVER OF THE YEAR

2010 Cody Eppley (RHP)	2015 Andrew Faulkner (LHP)
2011 Justin Miller (RHP)	2016 John Fasola (RHP)
2012 Ben Rowen (RHP)	2017 Ricardo Rodriguez (RHP)
2013 Alexander Claudio (LHP)	2018 Demarcus Evans (RHP)
2014 Phil Klein (RHP)	

RED COAT SCOUT OF THE YEAR

2011 Don Welke	2015 Rafic Saab
2012 Kip Fagg	2016 Takeshi Sakurayama
2013 Scot Engler	2017 Casey Harvie
2014 Roger Coryell	2018 Mike Grouse

BOBBY JONES PLAYER DEVELOPMENT MAN OF THE YEAR

2011 Bobby Jones	2015 Corey Ragsdale
2012 Keith Cornstock	2016 Roy Silver
2013 Brad Holman	2017 Napoleon Richardo
2014 Aaron Levin	2018 Sean Fields

2018 ORGANIZATIONAL LEADERS

BATTING TOP 10 (minimum 2.7 PA/team game)

BATTER	CLUB	AVG	G	AB	R	H	HR	RBI
Arias, Diosbel	SPO	.366	61	224	43	82	3	44
Terry, Curtis	SPO	.337	67	246	51	83	15	60
Martinez, Stanley	RAN	.336	45	146	21	49	2	21
Alberto, Hanser	RR	.330	101	361	45	119	7	58
Heineman, Scott	RR	.306	114	447	74	137	12	67
Chavez, Frainyer	RAN	.306	45	173	30	53	2	31
Ornelas, Jonathan	RAN	.302	48	172	34	52	3	28
Cole, Hunter	RR	.299	100	378	59	113	16	47
Calhoun, Willie	RR	.294	108	432	66	127	9	47
Morales, Maxwell	RAN	.288	38	139	23	40	7	32

HOME RUNS

Joseph, Tommy	RR	21
Altmann, Josh	DE	20
Tejeda, Anderson	DE	19
Huff, Sam	HIC	18
Reed, Tyreque	HIC	18

RBI

Tejeda, Anderson	DE	74
Leblanc, Charles	DE	72
Joseph, Tommy	RR	70
Heineman, Scott	RR	67
Altmann, Josh	DE	62

STOLEN BASES

Hernandez, Yonny	HIC	46
Jenkins, Eric	DE	35
Thompson, Bubba	HIC	32
O'Neill, Michael	FRI	31
Alvarez, Eliezer	FRI	26

PITCHING TOP 10 (minimum 0.8 IP/team game)

PITCHER	CLUB	W-L	ERA	IP	H	BB	SO
Phillips, Tyler	DE	12-5	2.64	133.0	119	16	127
Rodriguez, Yerry	SPO	5-2	2.86	63.0	60	8	82
Anderson, Reid	HIC	8-6	3.22	117.1	102	30	102
Pena, Richelson	RR	8-5	3.38	117.0	133	21	91
Hernandez, Jonathan	FRI	8-6	3.63	121.1	95	53	134
Sampson, Adrian	RR	8-4	3.77	126.2	137	24	85
Nordlin, Seth	SPO	4-1	3.82	68.1	63	14	79
Latz, Jake	SPO	6-2	3.93	71.0	63	24	67
Martinez, Emerson	DE	5-11	4.01	137.0	145	32	110
Mendez, Yohander	RR	2-10	4.71	122.1	127	40	109

WINS

Phillips, Tyler	DE	12
5 others tied at 8.		

SAVES

Alvarez, R.J.	RR	24
Garrett, Reed	RR	21
Pelham, C.D.	FRI	13
Clase, Emmanuel	SPO	12
Evans, Demarcus	HIC	9

STRIKEOUTS

Alexy, A.J.	HIC	138
Hernandez, Jonathan	FRI	134
Phillips, Tyler	DE	127
Martinez, Emerson	DE	110
Mendez, Yohander	RR	109

TEXAS SCOUTING STAFF

FRONT OFFICE

COACHES

PLAYERS

2018 REVIEW

OPPONENTS

RECORDS

DEVELOPMENT

MEDIA

PROFESSIONAL SCOUTS



MIKE ANDERSON

SPECIAL ASSISTANT TO THE GM

RESIDES • AUSTIN, TX

- Enters his 32nd season in professional baseball, 13th with Texas, and 3rd as a special assistant to the G.M. after being promoted on 11/21/16.
- Spent 8 years as a professional scout for the Rangers from 2009-16, this after serving as a pitching coach in the Texas farm system with Spokane (2008) and Bakersfield (2007)...also spent 7 years as a pitching coach in the Cubs organization.
- Originally signed by Cincinnati as a non-drafted free agent in 1988, Anderson pitched professionally from 1988-99 in the Cincinnati, Chicago-NL, Texas, and Los Angeles-NL organizations...briefly saw action with the Reds in 1993, making 3 relief appearances...finished his career in the Korea Baseball Organization in 1998-99.
- Mike and wife Laurie reside in his native Austin with children Ty (23) and Abby (18)...he graduated from Southwestern University in Georgetown in 1988...Mike's brother, Brian, is a baseball play-by-play broadcaster for TBS and the Brewers.



RUSS ARDOLINA

MAJOR LEAGUE SCOUT

RESIDES • GAITHERSBURG, MD

- Begins his 27th season in baseball and his 19th with the Texas organization.
- Enters his 15th season as a scout, 7th as a major league scout; was a professional scout from 2009-12, an amateur scout in mid-Atlantic region from 2004-08, and worked in the Texas front office as an assistant in scouting operations from 2000-04.
- Was a GM in independent baseball from 1995-99, with playoff teams in 4 of his 5 seasons; began career as GM in Cape Cod League (1992-93); league advisor/coach in New England Collegiate Baseball League (1994).
- He and his wife, Amy, reside in Gaithersburg, MD.



ELLIOTT BLAIR

PROFESSIONAL SCOUT

RESIDES • FORT WORTH, TX

- Begins his 3rd season as a professional scout after joining the organization as a comprehensive baseball operations intern during the 2016 campaign.
- Was selected by San Francisco in the 46th round of the 2011 draft and played 5 seasons in the Giants farm system.
- Played collegiately at the University of Oklahoma and graduated with a B.S. in Petroleum Engineering.
- Graduated from Liberty Christian HS in Argyle and was part of the school's state championship team in 2003.
- Elliott and his wife, Kadee, reside in Fort Worth.



JAY EDDINGS

PROFESSIONAL SCOUT

RESIDES • SPERRY, OK

- In his 6th season as a pro scout; was previously an amateur scout for AR, N. TX, and OK.
- Enters his 22nd season of scouting overall, all with the Rangers.
- Played collegiately at Seminole JC and the U. of Oklahoma; spent 4 seasons in the Chicago Cubs organization.
- Spent 6 seasons coaching at the college level, including 4 with the University of Arkansas.
- Has 2 children: Sarah (1/20/95) and Ryan (11/19/96).



SCOT ENGLER

SPECIAL ASSISTANT TO THE GM

RESIDES • MONTGOMERY, IL

- Begins his 12th season in the Texas organization, his third as special assistant to the G.M. following a promotion on 11/21/16...will be his 19th season overall as a scout.
- Joined the Rangers in 2008 as a pro scout after previously serving as a scout for the Montreal and Florida franchises from 1999-2007...was selected as the winner of the Rangers' 2013 Red Coat Scout of the Year award.
- Prior to the start of his scouting career, Scot completed internships with the Tampa Bay Buccaneers, Arizona Fall League, and Montreal Expos...played tight end for the University of Montana football team from 1987-90.
- Scout and wife Tami have 3 children, Dylan (18), McKenna (15), and Hadley (8), and reside in Montgomery, Ill.



JONATHAN GEORGE

PROFESSIONAL SCOUT

RESIDES • NORTH HUNTINGDON, PA

- In his 4th season as a pro scout, 8th season overall with Texas.
- Was an amateur scout for the Rangers in the mid-Atlantic region from 2012-15.
- Spent 8 seasons in the Reds and Rockies organizations as a minor league pitcher.
- Father, Rowland, is a scout for Philadelphia and uncle, Will, is a scout for Colorado.
- He and wife, Amanda, reside in North Huntingdon, PA. Jonathan has two children: son, Benjamin (12/4/18), and daughter, Olivia (5/13/09).



MIKE GROUSE

PROFESSIONAL SCOUT

RESIDES • LUBBOCK, TX

- Named the organization's Red Coat Scout of the Year for 2018.
- Begins his 28th season scouting for Texas, originally joining the organization in 1988; was a national crosschecker for the club in 2013 and longtime area scout with Ian Kinsler and Travis Hafner among his signings.
- Inducted into the Midwest Scouts Association Hall of Fame in November 2010.
- Was selected by the Rangers in the 20th round of the 1984 June draft and was a part of the NWL Champion Tri-Cities team in 1984.




SCOTT LITTLEFIELD
SPECIAL ASSISTANT, SCOUTING
RESIDES • LONG BEACH, CA

- Littlefield is in his 10th season as Special Assistant, Scouting, after being named to the position on 11/10/09...is involved in all areas of player evaluation, as well as making recommendations to Jon Daniels and the directors of all scouting departments.
- In his 28th season as a scout...spent 5 years from 2005-09 with the San Diego Padres, serving as that club's national crosschecker before joining the Rangers...was with Pittsburgh for 7 years, where he was west coast crosschecker, and also scouted for Atlanta for 6 years...was selected as the Padres Scout of the Year in 2007.
- Scott and his wife, Heather, have two children: Tyler (20) and Erika (17)...brother Dave is the former General Manager with Pittsburgh and now VP of Player Development with Detroit, while his other brother Mark is Medical Coordinator for the Yankees.


DONZELL MCDONALD
PROFESSIONAL SCOUT
RESIDES • GOODYEAR, AZ

- Is in his third year as a full-time member of the pro scouting staff after variety of roles within the organization during his nine years with the club.
- Has spent the majority of his time in the organization as an instructor, working as a hitting coach with the AZL Rangers for 5 seasons (2011-15) before a dual role of roving instructor and pro scout in 2016.
- Enjoyed a 16-year playing career that spanned from 1995-2010, appearing in 1,496 minor league games. He played in 15 career games at the major league level with the Yankees (2001) and Royals (2002).
- He and wife, Kamaria, have 4 children: Deonne (4/19/04), Danika (2/22/09), Duke (9/27/13), and Dru (7/8/15).


VINNY ROTTINO
PROFESSIONAL SCOUT
RESIDES • RACINE, WI

- Enters his 3rd season as a pro scout after a 14-year playing career from 2003-16.
- Signed with the Brewers in 2003 and played in 62 major league games with Milwaukee, Florida, New York-NL, and Cleveland. Also played internationally in Japan (2013) and Korea (2014) and was the starting catcher for Team Italy in the 2009 World Baseball Classic.
- Graduated from the University of Wisconsin-La Crosse in 2002 with a Bachelor of Science in Chemistry and a Minor in Mathematics. Was an NCAA Division III All-American shortstop for the Eagles in 2002.
- Vinny and his wife, Maggie, have 2 daughters, Adrienne (2) and Olivia (1).


GREG SMITH
SPECIAL ASSISTANT, ML SCOUT
RESIDES • GETTYSBURG, PA

- Begins his 10th season with the Rangers, his 8th as Special Assistant, Major League Scout...this year marks his 35th season in baseball.
- Prior to joining the Rangers, Smith worked for Cleveland as a Northwest Amateur Scout and Canadian National Supervisor (2007-08) before he was promoted to Pro Scout (2009)...began his scouting career with the Royals from 1997-2006, the first year as a hitting coach and scout and the last 9 years as an amateur area scout with additional special assignments.
- Played professionally from 1985-95, including action in 27 major league games with the Cubs (1989-90) and Dodgers (1991)...was originally selected by the Cubs in the 2nd round of the 1985 June draft.
- Greg and wife Julie have three children, Jennifer (25), Kelly (24), and Megan (20), and reside in Gettysburg, Pa.


MITCHELL WEBB
PROFESSIONAL SCOUT
RESIDES • DALLAS, TX

- Joined the pro scouting staff in 2018 after 3 seasons as the Advance Scout at the major league level...he is in his 8th season overall with the Rangers.
- Also served as the club's video coordinator from 2012-14, where he oversaw all video efforts for the Pro, Amateur, and International scouting departments.
- Was a 2-year letterwinner in baseball at Arkansas-Little Rock (2005-06) before earning a Finance degree from the University of Arkansas in 2008.
- Completed internships with the Rangers Ticket Operations department (2009), the Red Sox Class-A affiliate in Salem, VA (2010), and the Washington Nationals Advance Scouting department (2011).

PACIFIC RIM SCOUTS

JOE FURUKAWA
COORD., PACIFIC RIM OPERATIONS
RESIDES • HIROSHIMA, JAPAN

- Begins his 20th year in scouting and 10th with the Rangers as Coordinator of Pacific Rim Operations.
- Worked for the Major League team in 2012 with duties including interpreter for Yu Darvish.
- Recipient of the 2012 Harold McKinney Good Guy Award by the Dallas-Fort Worth BBWAA.
- Played college baseball at UC-Berkeley and UC-Irvine...played professionally in Japan for 7 seasons with the Hiroshima Carp and Yokohama Baystars.
- He and his wife, Sachiko, have three children: Shuichi (4/26/00), Koichi (12/19/03), and Junichi (1/20/07).


CURTIS JUNG
SPECIAL ASSIGNMENT SCOUT
RESIDES • SCOTTSDALE, AZ

- Enters his 9th season with the Rangers and 3rd as a Special Assignment Scout.
- Was elevated to his current position in November 2016 after 4 seasons (2011-15) as Manager of Pacific Rim Operations. He previously worked with the Los Angeles Dodgers as Manager, Asia Operations (2000-07) and with the Lotte Giants as Special Advisor to Manager Jerry Royster (2008-10).
- Pitched professionally in Korea for the Haitai Tigers (1995-97).
- Curtis and wife, Jin-Ju, reside in Scottsdale with son Zachary (8/25/12).



**HAJIME WATABE****MGR. PACIFIC RIM OPERATIONS****RESIDES • TOKYO, JAPAN**

- Enters his 12th season with the Rangers and 14th in baseball.
- Was elevated to his current position prior to the 2018 season...originally joined club in January 2008 as a translator for Kazuo Fukumori and also worked as a translator for Yoshinori Tateyama in 2011.
- Has assisted the major league team as a translator during past spring trainings.
- Has scouted high school, college, the Industrial League, and NPB for the Rangers in Japan.

**DANIEL CHANG****INTERNATIONAL SCOUT****RESIDES • TAICHUNG, TAIWAN**

- Enters his 3rd season as a part of the Texas international scouting staff with responsibilities primarily in Taiwan.
- Was signed by Seattle as a 17-year-old in 2008 and pitched in 41 minor league games from 2008-12 in the Mariners minor league system.
- Pitched from 2013-16 with the EDA Rhinos of the CPBL in Taiwan.
- Daniel and his wife, Ssu-Ting, have two sons, Yu-Hung (3/21/15) and Yo-Lun (8/25/18).

**RANDY SMITH****SR. ADVISOR, ML SCOUTING (HOKKAIDO)****RESIDES • SCOTTSDALE, AZ**

- Joined the Rangers in 2018 and works in a shared capacity between the Rangers and Hokkaido Nippon Ham Fighters...coverage includes professional players in both the United States and Japan.
- Was VP of Baseball Operations/GM with the San Diego Padres from 1993-95 and held the same position with the Detroit Tigers from 1996-01...became the then-youngest GM in MLB history when he was named to the post with the Padres on 6/9/93.
- Baseball America Executive of the Year in 1997.
- Randy and his wife, Erin, have two sons, Quinn (20) and Shane (18)...his father, Tal Smith, served as an MLB executive for more than 50 years with the Astros, Reds, and Yankees.

**AL HARGESHEIMER****DIR. OF INTERNATIONAL SCOUTING (HOKKAIDO)****RESIDES • INVERNESS, IL**

- Enters 41st season in baseball and 2nd in the Texas organization...works with the Rangers and Hokkaido Nippon Ham Fighters in a dual role, scouting professional players in the United States.
- In addition to his time with the Fighters, has been a scout in the San Diego (1989-91; 1994-96), Colorado (1991-94), and Detroit Tigers (1996-2008) organizations.
- Named Scout of the Year for the Rockies in 1992 and Padres in 1995.
- Had an 11-year playing career from 1978-88 and appeared in 31 major league games with the Giants (1980-81), Cubs (1983), and Royals (1986).
- Al and his wife, Kathleen, have two grown children, Daniel and Lauren, and two grandchildren, Liv and Elin.

CROSSCHECKERS**RYAN COE****EASTERN CROSSCHECKER****RESIDES • DALLAS, GA**

- Starts his 10th season as a scout for Texas and 7th as a crosschecker after 13 years of coaching at the college level.
- Was the club's area scout in his native Georgia from 2010-12.
- Was a 3-time All-American at Kennesaw State (GA), leading the Owls to the 1994 NAIA Championship.
- Played 2 1/2 seasons in the Houston Astros farm system.
- Coe is married to former softball All-American and Kennesaw State Athletic Hall of Fame member Cara (Dornstauder) Coe and they have two daughters, Samantha and Lauren.

**BOBBY CROOK****SPECIAL ASSIGNMENT CROSSCHECKER****RESIDES • FORT WORTH, TX**

- Enters 2nd season as a special assignment crosschecker following a promotion prior to the 2018 season...this is his 16th season overall in the Texas organization.
- Has served as an area scout (2014-17) and Manager of Amateur Scouting (2009-13)...started with the Rangers in 2004 as a Baseball Media Relations intern and joined the Baseball Operations department in 2006.
- Graduated with a BA in broadcast journalism from the University of North Texas in 2005; also attended the University of Dallas, playing baseball for 2 years.
- Bobby and wife, Marianne, have a son Thomas (8) and a daughter Claire (5) and reside in Fort Worth, TX.

**CASEY HARVIE****WEST COAST CROSSCHECKER****RESIDES • LAKE STEVENS, WA**

- Enters 17th season as a scout and 8th with Texas...joined the organization in Sept. 2011.
- Selected as the organization's Red Coat Scout of the Year for 2017.
- Previously scouted for Cleveland, Colorado (2004-06), and LA of Anaheim (2007-11).
- Played college baseball at Pacific Lutheran University, graduating with degrees in Print/Broadcast Journalism.
- Casey resides in Lake Stevens, WA with son, Hudson.




JAKE KRUG
NATIONAL CROSSCHECKER
RESIDES • FLOWER MOUND, TX

- Enters his 17th season in the Texas organization; 3rd as a national crosschecker.
- Was the club's eastern crosschecker in 2009 before spending 4 seasons in the player development department, including 2 years as Director of Minor League Operations.
- Graduated from the University of Texas with a bachelor's degree in economics.
- He and wife, Courtney, reside in Flower Mound, TX with son, Carter, and daughters, Collins and Caroline.


DEMOND SMITH
MIDWEST CROSSCHECKER
RESIDES • CARROLLTON, TX

- In his 2nd season with the Rangers after joining the organization in 2017; 10th season as a scout overall.
- Following an 18-year playing career, Smith joined the Red Sox in 2010 as an area scout in Northern California and Northern Nevada...covered Southern California for Boston from 2015-17.
- Was selected by the New York Mets in the 6th round of the 1990 June draft out of Dwight D. Eisenhower High School in Rialto, CA...spent 11 seasons in the NYM, CAL, OAK, CWS, and ATL organizations...also played in Mexico and Independent leagues.
- He and his wife, Damesha, have 3 children: Christian (24), Mychael (21), and Demond Jr (19).


BRIAN WILLIAMS
SOUTHEAST CROSSCHECKER
RESIDES • CINCINNATI, OH

- Enters his 21st season in professional baseball and 6th with the Texas organization.
- Was a member of the Seattle organization from 2005-13 as a Midwest area scout with additional duties as a crosschecker in Canada during his last 2 seasons with the club.
- Prior to joining the Mariners, he worked as a baseball operations assistant with the Cubs from 2000-05.
- Brian and wife, Angie, reside in Cincinnati with sons, Carter and Everett.

AMATEUR SCOUTS

BRETT CAMPBELL
CENTRAL AND NORTH FL
RESIDES • ORLANDO, FL

- Begins 5th season as a scout in the Texas organization.
- Was the head coach at Georgia Perimeter College from 2013-2014, compiling a 80-35 record with the Jaguars.
- Selected by the Washington Nationals in the 34th round of the 2004 draft and debuted with the Nationals in 2006, appearing in 4 games out of the bullpen.
- All-American shortstop at Wallace State-Hanceville (AL) before finishing his collegiate career at Kennesaw State U.
- He and wife, Stephanie, have two children: Hilt (4/21/14) and Mac (5/18/16).


CHRIS COLLIAS
MI AND OH
RESIDES • ROYAL OAK, MI

- Has covered the Michigan and Ohio region for the Rangers since April 2018...is in his sixth season overall with the organization, working as a part-time scout in the Midwest from 2014-17...was also an associate scout for the Cleveland Indians from 2012-14.
- Was an assistant coach/recruiting coordinator at his alma mater, Madonna (MI) U., from 2010-14 and assistant coach at Henry Ford (MI) CC from 2007-09.
- Chris and his wife, Emily, have a daughter, Hadley.


STEVE FLORES
SOUTHERN CA AND HI
RESIDES • TEMECULA, CA

- Enters 38th year of scouting; his 16th season in the Texas organization.
- Played professionally in the Minnesota Twins organization from 1974-75 as an outfielder and right-handed pitcher.
- Father, Jesse, was a scout for 30 years and signed over 60 big league players; was the first native born Mexican to pitch in the majors in 1943.
- He and wife, Shelley, have two children: Adrian and Jacob.



TODD GUGGIANA
SOUTHERN CA AND SOUTHERN NV
RESIDES • LONG BEACH, CA

- Begins 28th season in the Texas organization and 24th as a scout.
- Selected by Texas in the 18th round of the 1990 draft and played 4 seasons in the Rangers' minor league system.
- Played collegiately at Cerritos J.C. and Long Beach State.
- Has 2 children: Kellie (5/5/96) and Matt (3/11/98).


JAY HEAFNER
NC AND SC
RESIDES • INDIAN TRAIL, NC

- Begins 11th season as a scout after 2 years as a player in the Rangers' minor league system.
- Worked as an area scout in South Texas/Louisiana and the Northeast prior to current assignment.
- Selected by Texas in the 23rd round of the 2006 draft after finishing 2nd all-time in hits at Davidson College (250).
- Was 2006 Preseason 1st Team All-American, 2005 Southern Conference POY, and Golden Spikes Award nominee.
- He and his wife, Krista, reside in Indian Trail, NC with son, Jacob, and daughter, Reese.





LEVI LACEY

AZ, CO, NM, AND UT

RESIDES • MESA, AZ

- In his 2nd season as an amateur scout with the Rangers.
- Served at the Head Baseball Coach at Everett (WA) Community College for 17 seasons, reviving the program in 2001 after the school had not fielded a team since 1982...he compiled a 475-238 record at the college level and won the NWAC Championship in 2013.
- Had 10 players drafted out of Everett during his tenure, including former Ranger Keone Kela.
- He and wife, Heather, have a daughter, Emma K. (7).



BRIAN MATTHEWS

DC, DE, MD, PA, VA, AND WV

RESIDES • YORK, PA

- Joined the Rangers in July 2015 and enters his 4th season as a scout in the Mid-Atlantic region.
- Previously worked in the Toronto Blue Jays amateur scouting department as a video coordinator from 2013-15.
- Completed full-year internships in baseball operations with the New York Yankees and Cincinnati Reds.
- Played college baseball at Misericordia University in Dallas, PA.
- He and wife, Desiree, reside in York, PA with their two sons, Reid and Evan, and daughter Nora.



GARY MCGRAW

AK, ID, MT, OR, WA, WY, AND CANADA

RESIDES • GASTON, OR

- Enters his 30th year in professional baseball and 18th as a scout for Texas in the Pacific Northwest.
- Played one season in the Oakland Athletics farm system.
- Played college baseball at Portland State University.
- He and wife, Julie, have 3 children: Jamie (2/15/85), Jessica (10/30/86), and Jake (10/16/93).
- Son, Jamie, was selected by Texas in the 40th round of the 2008 June draft.



MICHAEL MEDICI

WI, IL, IN, AND KY

RESIDES • INDIANAPOLIS, IN

- In his 6th season as an amateur scout in the Midwest after joining the Texas organization in 2013.
- Began his scouting career with the Blue Jays, covering Illinois and Indiana as an area scout from 2009-13.
- Was a catcher at Niagara University before a stint as a coach at the collegiate level.
- Spent 2 seasons as an assistant coach and recruiting coordinator at Canisius College.
- Michael and wife, Beth, have 3 children: son Miles and twins, Beckham and Raelyn.



BRIAN MORRISON

AL, MS, TN, AND FL PANHANDLE

RESIDES • EL CERRITO, CA

- In 5th season with the Texas organization after joining the Rangers in September 2014.
- Was an area scout in Northern California and Nevada for the Tampa Bay Rays from 2009-14 and a minor league hitting coach in the Rays farm system for 3 seasons...also scouted for Philadelphia for 2 years.
- Selected in the 6th round of the 1984 draft and played 8 minor league seasons in the TOR, ATL, PIT, and CLE organizations.
- A First Team All-American, All-State, and All-City selection at Oakland (CA) High School.
- Has 2 children: Chelsea and Asia.



PATRICK PERRY

NORTHERN/CENTRAL CA AND NORTHERN NV

RESIDES • ST. GEORGE, UT

- Joined the organization in 2018 after 10 years as a coach at the college level...was an assistant coach and recruiting coordinator at Dixie State (UT) U. from 2016-18 and was on the coaching staff at his alma mater, Northern Colorado, for 7 seasons.
- Was selected by the Boston Red Sox in the 7th round of the 2004 MLB draft and played two seasons in the Red Sox farm system...also played in the Canadian-American Association and Frontier League from 2006-09.
- Patrick has a Masters in Sports Administration and Bachelors in Finance from Northern Colorado...he and his wife, Laura, have a daughter, Presley.



TAKESHI SAKURAYAMA

CT, MA, ME, NH, NJ, NY, RI, AND VT

RESIDES • MANCHESTER, CT

- Enters his 16th season in professional baseball and 9th with the Texas organization.
- Named the 2016 Don Welke Scout of the Year.
- Spent 5 years as an international scout with Nippon Professional Baseball's Rakuten Golden Eagles (2006-10).
- Graduated from KEIO University in Minato, Tokyo.
- Earned a Master's degree in sports management from Indiana State University.



JOSH SIMPSON

AR, OK, AND NORTHERN TX

RESIDES • FORT WORTH, TX

- Is in his 2nd season as the area scout in Arkansas, Oklahoma, and North Texas...joined the Rangers in December 2015 and spent 2 years as the club's area scout in AZ, CO, NM, and UT.
- Was the head coach at New Mexico JC from 2009-15, compiling a 242-143 record and leading the Thunderbirds to the Region V tournament 6 out of 7 years...was 2014 WJCAC Coach of the Year after guiding NMJC to a conference title.
- Played college baseball at El Paso CC and Northwestern Oklahoma State U...graduated from NOSU with a degree in Wellness Promotion and obtained a Masters from East Central Oklahoma in Scendary Ed/ Athletic administration.





DUSTIN SMITH

IA, KS, MN, MO, NE, ND, SD

RESIDES • GIRARD, KS

- Begins 13th season as a scout with Texas.
- Selected by Texas in the 38th round of the 2000 June draft and played 6 seasons as a catcher in the Texas farm system... was also selected by Texas in the 30th round of the 1999 draft out of Girard (KS) High School...was signed by current Texas pro scout Mike Grouse.
- Brother, Dan, was a 7th round selection by Texas in 1993.
- He and wife, Leah, reside in Girard, KS and have two sons, Drake and Chase.



RANDY TAYLOR

SOUTH TX AND LA

RESIDES • KATY, TX

- Was elected to the Texas Scouts Association Hall of Fame in 2008.
- Enters 33rd season with Texas.
- Is the 2nd longest tenured member of the baseball operations department behind Bobby Jones.
- Started in the organization as an associate scout in the fall of 1986.
- Randy has 4 grandchildren: Colby (10), Grey (8), Bowen (5), and Lowe (3).



CLIFF TERRACUSO

SOUTH FL, PUERTO RICO, CARIBBEAN/BAHAMAS

RESIDES • PALM BEACH GARDENS, FL

- Enters 8th season as a scout with Texas.
- Previously held position of assistant coach/recruiting coordinator at Nova Southeastern University in Florida.
- Was a college recruiting coordinator for 13 years at Lipscomb University, St. Catharine College, Nova Southeastern, and Palm Beach Community College.
- Played at St. Pete Junior College (1994-96), Palm Beach Atlantic U. (1997-98), and was on the 1995 Brazil National Team.
- Has a daughter, Samantha (10).



DERRICK TUCKER

GA, NORTHERN FL, AND EASTERN TN

RESIDES • WOODSTOCK, GA

- Begins his 7th season as a scout in the Texas organization after 8 years of coaching at the college level.
- Spent 3 seasons at North Georgia College and State University and 4 years at Kennesaw State University as a hitting coach and recruiting coordinator.
- As a catcher at Kennesaw, Tucker won the Peach Belt Conference Championship in 2002, competed in the NCAA Regionals in 3 of 4 years, winning the region title in 2003 and finishing third in the NCAA Division II College World Series.

INTERNATIONAL SCOUTING STAFF



JONNY CLUM

ASSISTANT, INTERNATIONAL SCOUTING

RESIDES • DALLAS, TX

- Clum joined the international scouting staff on 11/1/18.
- Has worked in the organization in a variety of roles over the past few seasons...most recently was an intern in the baseball operations department in 2018 with a focus on the amateur draft and scouting...also served as a summer intern in the department from 2015-17...assisted the game operations department for 4 straight summers from 2014-17, creating scoreboard content at Globe Life Park.
- Graduated from Texas A&M University with a degree in Business Management and an emphasis in International Business.
- Was born in Baltimore, MD, but grew up in Fort Worth, TX.



JOSE FERNANDEZ
INTERNATIONAL SCOUT



JESUS "CHU" HALABI
LATIN AMERICA CROSS CHECKER



WILLY ESPINAL
DOMINICAN REPUBLIC



JOHNNY GOMEZ
VENEZUELA



DANILO TRONCOSO
DOMINICAN REPUBLIC
SCOUT/ COMPLEX
ADMINISTRATOR



MAIRKOL ROJAS
DOMINICAN REPUBLIC
VIDEO SCOUT



JC ALVAREZ
DOMINICAN REPUBLIC



CARLOS GONZALEZ
VENEZUELA



JUAN SALAZAR
DOMINICAN REPUBLIC



CARLOS PLAZA
VENEZUELA



CARLOS BARRIOS
VENEZUELA



JOSE GABRIEL RODRIGUEZ
VENEZUELA



RAFAEL CEDEÑO
PANAMA



EFRAIM LARA
MEXICO



HAMILTON SARBIA
COLOMBIA



MINOR LEAGUE STAFF

FRONT OFFICE

COACHES

PLAYERS

2018 REVIEW

OPPONENTS

RECORDS

DEVELOPMENT

MEDIA



COREY RAGSDALE

FIELD COORDINATOR

BORN • NOV. 10, 1982 IN JONESBORO, AR **RESIDES** • DUBOIS, PA

Ragsdale is in his 4th season as the organization's field coordinator and 10th year as a member of the player development staff. The 2019 season will be Ragsdale's 12th season in the Texas organization as either a player, manager, or instructor. In addition to his role as field coordinator, Ragsdale will manage the club's High-A affiliate at Down East.

Ragsdale's playing career spanned nine seasons from 2001-09 and concluded with two seasons in the Texas farm system. Originally drafted by New York-NL in the 2001 June draft, he spent seven seasons in the Mets organization before signing with Texas as a minor league free agent prior to the 2008 campaign. Ragsdale began his career as a middle infielder, batting .207 with 95 doubles, 32 triples, 49 home runs, and 250 RBI over 762 career games. The Arkansas native began pitching in 2007, going 4-2 with a 2.83 ERA (15 ER/47.2 IP), 41 strikeouts, and 2 saves over 30 career relief appearances. He split the 2008 campaign between Spokane and Frisco before logging time with both the Arizona League Rangers and Hickory in 2009. Ragsdale graduated from Nettleton High School in Jonesboro (AR).

Corey and his wife, Kristy, have a daughter, Rylee.



DANNY CLARK

PITCHING COORDINATOR

BORN • OCT. 11, 1969 IN CARTER COUNTY, TN **RESIDES** • ELIZABETHTON, TN

Clark begins his 14th season in the Texas system and 11th as the organization's pitching coordinator. Prior to accepting his current role, Clark spent three seasons as a pitching coach within the farm system, including a pair of campaigns from 2007-08 as Low-A Clinton's pitching coach. His first year with Texas was in 2006 as Spokane's pitching coach, a position he accepted after six seasons as the head coach at Milligan College in Johnson City, TN. Clark compiled a career 188-143 record at the helm of the Buffaloes and led Milligan to the 2001 Appalachian Athletic Conference championship, in addition to runner-up finishes in 2003 and 2005. During his tenure, the Buffaloes never finished below 3rd place in the AAC and earned 4 NAIA Region XII berths. Prior to coaching at Milligan, Clark had coaching stints at Brevard (N.C.) College and East Tennessee State University; he also spent time as the head coach for Morristown (TN) West High School. Clark played college baseball at ETSU and earned a Master's degree in education from Lincoln Memorial University. He and his wife, Jennifer, have four kids: Cloe, Clare, Colby, and Caliegh.



JOSUE PEREZ

HITTING COORDINATOR

BORN • AUG. 12, 1977 IN HAVANA, CUBA **RESIDES** • LEWISVILLE, TX

Perez enters his fifth season as the organization's hitting coordinator after he was named to the position in January 2015. Prior to his current role, Perez worked as a hitting coach at several Texas minor league affiliates. He was the hitting coach at the club's High-A affiliate in 2013 and 2014, working with some of the organization's top prospects, including Joey Gallo and Rougned Odor. Perez's previous stops as a hitting coach in the organization included Low-A Hickory (2012), Short-A Spokane (2009-11), and the AZL Rangers (2008). He originally joined Texas as a manager for the Dominican Summer League Rangers from 2006-07, leading the young group of international prospects to a 35-34 record in 2007 and a 21-44 mark in 2006.

Perez joined the coaching ranks after playing professionally for eight seasons in the Los Angeles-NL, Philadelphia and Texas organizations. He ended his career in 2005, splitting playing time between both Single-A Bakersfield and the Arizona League Rangers in the Texas farm system. Perez was originally signed by the Dodgers as a non-drafted free agent on March 27, 1998. He was named the Phillies ninth-best prospect following the 1999 season. In 484 career minor league games, he batted .259 with 12 home runs.

A native of Havana, Cuba, Perez resides in Lewisville, TX. He has two children, daughter Alannys (11/15/01) and son Brian (3/21/05).



DWAYNE MURPHY

ASST. HITTING/OUTFIELD COORDINATOR

BORN • MARCH 18, 1955 IN MERCED, CA **RESIDES** • CHANDLER, AZ

Murphy joined the Texas organization as the assistant hitting and outfield coordinator in 2014 and enters his fifth season in the position. The six-time Rawlings Gold Glove winner was a member of the Toronto Blue Jays major league staff from 2008 to 2013, serving as both a first base coach (2008-09 and 2013) and hitting coach (2010-12). He originally joined the Toronto organization in 2005 as a coach for Triple-A Syracuse and later served as a roving hitting instructor (2007-08). He began the 2008 season as the organization's roving hitting instructor, but was appointed as the major league first base coach on June 20. The former major league outfielder started in the coaching ranks in 1996 as a manager for rookie-level Phoenix in the Diamondbacks organization and was a coach at High-A High Desert in 1997. In the Diamondbacks' first season, Murphy was the club's first base and outfield coach at the major league level. He was named Arizona's hitting coach in 2001, and served in that capacity for three seasons, including Arizona's 2001 World Series Championship campaign.

Murphy was drafted in the 15th round of the 1973 draft by the Oakland Athletics, forgoing a football scholarship at Arizona State University. He batted .246 with 166 home runs and 609 RBI over 1,360 major league games with Oakland (1978-87), Detroit (1988), and Philadelphia (1989). He concluded his playing career with a season for the Yakult Swallows in Japan.

He and his wife, Brenda, have three children: Dwayne II, Scott, and Christina.



KENNY HOLMBERG

INFIELD COORDINATOR

BORN • FEB. 21, 1983 IN DUNEDIN, FL **RESIDES** • SMITHVILLE, MO

Holmberg is in his fourth season instructing the organization's infielders and 11th year overall with Texas. In addition to his responsibilities as infield coordinator, Holmberg spent the 2018 season as the manager of Short-A Spokane, leading the Indians to the Northwest League Championship Series. The Florida native was the manager of the AZL Rangers from 2013-15, leading the club to postseason play in two of the three campaigns. Prior to assuming the managerial responsibilities in Arizona, Holmberg had a one year stint as a coach with the club's High-A affiliate in 2012. The High-A coaching position followed three seasons working at the club's Dominican complex, including two seasons as manager. He originally joined the organization as part of the DSL Rangers coaching staff in 2009.

Originally drafted by Milwaukee in the 22nd round of the 2005 June draft, the infielder retired following the 2008 campaign after a four-year playing career in the Brewers organization. Holmberg compiled a .272 average with 34 homers, 61 doubles and 187 RBI over 338 career games. In his first professional season with Rookie Helena in 2005, he led the Pioneer League in slugging (.623) and on-base pct. (.450), while finishing second in batting average (.372). Holmberg was first selected by Toronto in the 49th round of the 2001 June draft, but did not sign. After graduating from Dunedin (FL) High School in 2001, he played at St. Petersburg (FL) College from 2002-03. Holmberg then spent two seasons at Embry-Riddle Aeronautical University, earning a First Team NAIA All-American selection in 2005.

Kenny married Jenni VanWinkle in 2017 and they reside in Smithville, MO with their son, Will. His father, Dennis, has spent over 40 years in player development with the Toronto Blue Jays organization.




JEFF ANDREWS
SPECIAL ASSIGNMENT-PITCHING
BORN • JAN. 27, 1959 IN YANKTON, SD
RESIDES • EDMOND, OK

Andrews enters his 16th season in the Texas organization and 34th year as a minor league instructor. Prior to his current role, Andrews spent seven seasons as a pitching coach in the Texas system. The South Dakota native was the pitching coach for Double-A Frisco from 2009-15, earning the 2014 Texas League Mike Coolbaugh Coach of the Year award and sharing 2013 Bobby Jones Player Development Man of the Year Award honors. Andrews' initial appointment at Spokane in 2009 signaled a return to the Rangers farm system where he began his coaching career in 1986. He returned to Texas having spent the previous six years in the Pittsburgh organization, including the position of pitching coach on the Pirates major league staff in 2008. Andrews originally joined Pittsburgh as a pitching coach in 2003, working at Double-A Altoona for three seasons from 2003-05 and at Triple-A Indianapolis for two seasons from 2006-07. In 2003, he was selected to help coach during the All-Star Futures Game at U.S. Cellular Field in Chicago. Prior to joining the Pirates, he spent 2002 as pitching coach with the Lincoln (NE) Saltdogs of the independent Northern League. Andrews also served two seasons as a pitching coach in the Florida Marlins system at Double-A Portland in 2001 and at Single-A Kane County in 2000. From 1998-99, he served for two seasons as the San Diego Padres' minor league pitching coordinator. From 1992-97, Andrews spent six years in the Seattle Mariners system, with stops at Double-A Jacksonville (1992-94) and Triple-A Tacoma (1995-97). He began his professional coaching career as a minor league instructor with Texas in 1987 and remained with the organization for five seasons. In 1987, Andrews was the pitching coach with Single-A Port Charlotte, a club that featured Kevin Brown and Kenny Rogers. He served in the same capacity for three seasons at Double-A Tulsa (1988-90) and one at Triple-A Oklahoma City (1991).

A right-handed pitcher during his playing days, Andrews was originally selected by the Chicago Cubs in the 26th round of the 1981 June draft and played two seasons in the Cubs farm system. He also earned a history degree and played baseball at East Tennessee State University, in addition to receiving his Master's from the University of Tennessee. Andrews and his wife, Reva, have two sons, Nicholas (2/2/98) and Alexander (8/11/00).


JONO ARNOLD
ROVING PITCHING COACH
BORN • JAN. 15, 1989 IN FORT LAUDERDALE, FL
RESIDES • FRISCO, TX

Arnold is in his first season as a roving pitching coach and fourth year overall with the Rangers. He spent last season as the pitching coach for Spokane. He was hired prior to the start of the AZL season in 2016 and spent two seasons as a pitching coach for the rookie Rangers. Prior to joining the Rangers, Arnold was a pitching coach for the University of Texas at Dallas and the Texas Marshals of the Texas Collegiate League.

The Florida native was selected by the Milwaukee Brewers in the 30th round of the 2012 June Draft and pitched two seasons in the Milwaukee farm system. Over 26 career minor league relief appearances, Arnold compiled a 3.61 ERA and tallied 76 strikeouts in 72.1 innings of work.

Arnold attended Flagler College in St. Augustine, Florida and set numerous school records, including career starts (51). Arnold was also second-team All-Peach Belt Conference and an honorable mention All-Southeast Region selection during his college career. He graduated from Pine Crest High School in Fort Lauderdale, Florida where he was a 2007 Miami Herald All-Broward County Class 4A-1A selection as a pitcher.


MARK CONNOR
SPECIAL ASSISTANT, PITCHING
BORN • MAY 27, 1949 IN BROOKLYN, NY
RESIDES • KNOXVILLE, TN

Building upon over 40 years of coaching experience, Connor enters the eighth season of his current stint with the club and 16th season overall with Texas. He began the 2011 season as Baltimore's pitching coach and then rejoined Texas in August. Connor worked two seasons in his current role from 2009-10 before accepting the pitching coach job with Baltimore. He originally joined the Texas organization in November 2002 and spent three years as bullpen coach for the Rangers from 2003-05. Connor was named the club's pitching coach heading into the 2006 season and served in that capacity until Aug. 1, 2008. Prior to coming to Texas, he served as major league pitching coach with the Toronto Blue Jays, Arizona Diamondbacks, and New York Yankees. The Knoxville resident had a pair of stints with the University of Tennessee baseball program, including head coach from 1988-89 and pitching coach from 1974-78. Connor spent one year as pitching coach for independent Paintsville in 1978.

Connor pitched in the Minnesota system from 1971-72 before an arm injury ended his playing career. He graduated from Manhattan College (Bronx, NY) in 1972 after two seasons with the baseball team and was elected to Manhattan's Hall of Fame in 2011. In 1971, he received a Topps Award as a College All-Star pitcher and fanned 20 batters in one game that season against Columbia. Connor previously attended Belmont Abbey College for two years.

Mark and his wife of 46 years, Katie, have three children, Jennie, Shannon, and Ryan, and eight grandchildren. He earned his masters degree from


BOBBY JONES
SPECIAL ASSISTANT, PLAYER DEVELOPMENT
BORN • OCT. 11, 1949 IN ELKTON, MD
RESIDES • TULSA, OK

Following his retirement from the major league staff at the end of the 2016 season, Bobby Jones remains in the organization as a special assistant within player development. In his current role, Jones assists with on-field instruction and player evaluation. The 2019 campaign will be Jones' 53rd season in baseball as a player, coach, or minor league instructor.

Jones spent three seasons as part of the Major League staff as assistant hitting coach (2014-15) and replay coordinator (2016). He was named to his third stint on the big league staff on Nov. 12, 2013. Jones also served on Johnny Oates' staff in 2000 and 2001 and was a first base coach and outfield instructor under Buck Showalter for the 2006 campaign.

Jones is the longest-tenured active member of the Rangers' baseball operations department, having started his coaching career as the manager at Charlotte in the High-A Florida State League in 1988. In 24 years as a minor league manager, he compiled a career record of 1656-1621 and led his teams to 12 postseason berths. Jones has amassed the most games and victories of any manager in the history of the Texas organization, as his 1656 wins also ranked in the top 4 among active minor league managers at the end of 2013.

Jones appeared in 314 major league games over parts of nine seasons from 1974-86, playing with Texas and California as an outfielder. He finished with a career average of .221 with 20 homers. Jones was originally selected by Washington in the 36th round of the 1967 June draft and later made his major league debut with Texas on Oct. 1, 1974 at Minnesota. He also played for the Chunichi Dragons of the Japanese League in 1979 and 1980.

Bobby and wife Debbie have one child, Jill. Jones served 14 months in Vietnam from December 1969 to February 1971 and received a Bronze Star Medal. While he received the medal upon his return from Vietnam, he never had the medal officially presented to him by a senior military officer until a pregame Patriot Day ceremony on Sept. 11, 2014 at Globe Life Park. He is deaf in his right ear as a result of being section chief in a 105-millimeter howitzer group.



**ROY SILVER****SPECIAL ASSISTANT, PLAYER DEVELOPMENT****BORN • SEPT. 22, 1967 IN NEW YORK, NY****RESIDES • PALM HARBOR, FL**

Silver enters his fifth season as part of the organization's player development staff. In addition to his work within the player development department, Silver has spent extensive time with the major league club. He is also the Principal and Owner of The Winning Inning Baseball Academy in Clearwater, Florida. Silver was the recipient of the 2016 Bobby Jones Player Development Man of the Year Award.

Silver spent eight seasons as a minor league manager in the St. Louis and Tampa Bay organizations, amassing a 391-369 record. He last managed in the Tampa Bay organization, leading High-A St. Petersburg in 1998 and 1999. He started his coaching career with the Cardinals in 1992 and advanced through the St. Louis system as a manager with Chandler (1993), New Jersey (1994), Peoria (1995-96), and Prince William (1997). He also worked in a part-time capacity with several organizations from 2000-14.

He spent eight seasons from 1984 to 1991 as an outfielder, third baseman, and first baseman in the Cardinals organization after signing with the club as a non-drafted free agent in 1984. Silver was a 4-time Sunshine State All-Conference selection at Eckard College in Florida and was inducted into the school's Hall of Fame in 2014.

The New York native and his wife, Dana, reside in Palm Harbor, Fla. and have two daughters: Samantha and Olivia.

**JACK BLAKE****PEAK PERFORMANCE, A-BALL****BORN • AUGUST 29, 1991 IN WINCHESTER, UK****RESIDES • SURPRISE, AZ**

Blake is in his 1st season as a peak performance coach in the Texas organization. The UK native joined the Rangers after 4 years as a sports psychologist for Matrix Pro Cycling, an elite women's cycling team that races in the UK and Europe. Blake holds an undergraduate degree in Psychology, a postgraduate degree in Sport Psychology, and a Stage 2 Sport and Exercise Psychology degree.

**JASON ROBERTS****COORDINATOR, MINOR LEAGUE MEDICAL ADMIN****BORN • APRIL 30, 1976 IN CANBERRA, AUSTRALIA****RESIDES • JEFFERSON, IA**


Roberts is in his fourth season as a coordinator on the Rangers minor league medical staff. He was elevated to the position prior to the 2016 campaign after nine seasons as a trainer in the Texas farm system. Roberts worked at the Triple-A level for seven seasons from 2009-15, first at Oklahoma City from 2009-10 and then at Round Rock from 2011-15. In 2014, Roberts was named the Pacific Coast League Trainer of the Year and was the athletic trainer for the PCL squad in the Triple-A All-Star Game. Roberts also worked with the Australian team in the World Baseball Classic prior to the 2013 campaign. He originally joined the Texas organization as the trainer at Double-A Frisco in 2007 and spent two seasons with the club. Prior to joining the Rangers, Roberts spent five seasons in the Los Angeles Dodgers organization. In 2006, he was the head athletic trainer with the Vero Beach Dodgers in the Florida State League. He also worked with the Columbus Catfish of the South Atlantic League in 2005 and with the GCL Dodgers from 2002-04.

A 2001 graduate of Middle Tennessee State with a bachelor's degree in athletic training, Roberts played two seasons with the Blue Raider baseball team as a left-handed pitcher. The Australia native came to the US in 1996 on a baseball scholarship to Iowa Central Community College (Fort Dodge). Prior to coming to Iowa Central, Roberts played two seasons in the Australian Professional League with the Canberra Bushrangers and Hunter Eagles. He was also a member of the Australian Junior Olympic squad that played in the 1994 World Championships in Brandon, Canada. He was married in 1998 to the former Amy St. Peter and the couple has four kids: Sydney, Alex, Brayden and Brooklyn.

**SEAN FIELDS****ARIZONA MEDICAL COORDINATOR****BORN • MARCH 22, 1984 IN SAN ANGELO, TX****RESIDES • SURPRISE, AZ**


Fields is in his first season as Arizona Medical Coordinator and 10th year overall with the Rangers. He was the recipient of the 2018 Bobby Jones Player Development Man of the Year Award. The Texas native spent the last three seasons in Surprise as the organization's Rehab Coordinator after six seasons as a trainer in the Texas farm system. Field's stops as an athletic trainer within the Texas organization included Low-A Hickory (2014-15), rookie-level Spokane (2012-13), AZL Rangers (2011), and DSL Rangers (2009). He originally joined the organization as an intern with the Rangers' Dominican Summer League entry in 2009. Fields completed his undergraduate work at Texas Tech University prior to earning a masters degree from Stephen F. Austin State University.

The Texas native resides in Surprise, AZ with his wife, Lauren.

**CHRIS OLSON****LATIN AMERICA MEDICAL COORDINATOR****BORN • JAN. 7, 1987 IN MIAMI, FL****RESIDES • MIAMI, FL**

Olson is in his first season as Latin American Medical Coordinator after three seasons as part of the Rangers rehab medical staff in Arizona. The Florida native rejoined the Texas organization in December 2015 after four seasons working as a trainer in the Miami Marlins organization. He spent three seasons (2013-15) as the trainer for Triple-A New Orleans and originally joined Miami as the trainer for Low-A Greensboro in 2012. Olson began his career in baseball as a trainer for the DSL Rangers in 2011. He earned his Master of Science in Athletic Training from Florida International University.

Olson and his wife, Erica, reside in Miami, Florida.

**KEITH COMSTOCK****REHAB PITCHING COORDINATOR****BORN • DEC. 23, 1955 IN SAN FRANCISCO, CA****RESIDES • SCOTTSDALE, AZ**

Comstock begins his 12th season with Texas and 11th in his current role as rehab pitching coordinator. The former major league pitcher was given the organization's Bobby Jones Player Development Man of the Year Award in 2012. In his first year with the club in 2007, he was the pitching coach for the AZL Rangers. Comstock was with the Angels organization from 2002-06 as both a pitching coach (Cedar Rapids 2002, Arkansas 2003 & 2005, Rancho Cucamonga 2004) and as a roving pitching instructor (2006). He spent the previous nine seasons (1993-2001) in the San Francisco farm system as a manager (1998-2001) and pitching coach (1993-97). Comstock owns a 189-223 (.459) career managerial mark in four seasons. He began his managing career in 1998 at Salem-Keizer and led the Volcanoes to a 45-33 record and the Northwest League title.

Comstock was named the Northwest League Manager of the Year. He also managed at Bakersfield in 1999, San Jose in 2000 and in the Arizona League in 2001.

Comstock pitched professionally for 17 seasons, appearing in the majors with Minnesota (1984), San Francisco (1987), San Diego (1987-88) and Seattle (1989-91). He recorded a 10-7 career record with a 4.06 ERA in 144 relief appearances. Comstock also played two seasons (1985-86) for the Yomiuri Giants of the Japanese Professional League. He was originally selected by California in the fifth round of the 1976 June draft.

He and his wife, Kathleen, have three children, Christine, Daniel, and Alexandria, and reside in Scottsdale, Arizona.




NAPOLEON PICHARDO
STRENGTH AND CONDITIONING COORDINATOR
BORN • DEC. 4, 1981 IN MARATHON, FL
RESIDES • WADDELL, AZ

Pichardo begins his 15th season as the club's strength and conditioning coordinator. He was honored as the 2017 Bobby Jones Player Development Man of the Year at the Rangers annual award dinner. Prior to joining the Rangers, Pichardo served as the strength and conditioning coordinator for the Double-A New Hampshire Fisher Cats in the Toronto organization. While with the Fisher Cats, Pichardo also served as an interpreter for the team's Spanish-speaking players.

Before joining the Blue Jays system, he worked as a spring training intern for the New York Yankees in 2003. Napoleon graduated from the University of South Florida with a B.S. in Exercise Physiology in 2003, working with the school's football team and olympic sports in both 2002 and 2003.

Napoleon and his wife, Jennifer, have a daughter, Abigail (5), and a son, Bear (2), and reside in Waddell, AZ.


LOGAN FRANSEN
STRENGTH AND CONDITIONING - REHAB
BORN • AUG. 12, 1993 IN WALNUT CREEK, CA
RESIDES • SURPRISE, AZ

Frandsen is in his 1st season as the rehab strength and conditioning coach in Surprise. He joined the organization in 2018 and served as the strength and conditioning coach at High-A Down East. Prior to joining the Rangers, Frandsen was the head strength and conditioning coach at his alma mater, Sonoma State (CA) University. He also completed a pair of internships with PAC-12 athletic programs, working with the baseball at football programs at Cal Berkeley in spring 2017 and assisting multiple sport at Stanford University in the summer of 2017.

Logan played college baseball at Oregon State University and Sonoma State. He earned a Bachelor of Science in Kinesiology from Sonoma State.


DUSTIN VISSERING
REHAB TRAINER
BORN • NOV. 22, 1987 IN EAST PEORIA, IL
RESIDES • PHOENIX, AZ

Vissering returns to the Texas organization as the rehab athletic trainer at the Arizona complex. He was an athletic trainer in the Texas farm system from 2014-17, working with the AZL Rangers (2014), Spokane (2015), and Hickory (2016-17). He also worked with the Surprise Saguaros in the Arizona Fall League following the 2016 campaign. Vissering was named the 2016 South Atlantic League Athletic Trainer of the Year while with Hickory. In 2018, Vissering worked in field operations at Arthex/Goode Surgical in Phoenix, AZ. Prior to his 1st stint with Texas, Vissering spent the 2013 season as the Arizona League athletic trainer in the Kansas City Royals organization.

The Illinois State graduate worked as a student athletic trainer during his time on campus. Vissering was also a graduate assistant athletic trainer at Western Illinois University, where he obtained a M.S. of Science in Sport Management.


YUICHI TAKIZAWA
ATHLETIC TRAINER - REHAB
BORN • SEPT. 7, 1985 IN HOKKAIDO, JAPAN
RESIDES • SURPRISE, AZ

Takizawa moves stateside in 2019 as the rehab athletic trainer in Arizona. He joined the Texas organization in February 2018 and was a part of the training staff with the DSL Rangers last summer. He completed an internship with the Kansas City Royals in 2017, working at the club's Double-A affiliate in Northwest Arkansas. The Hokkaido native holds degrees from HOSEI University in Japan and Southern Arkansas University. Yuichi and his wife, Chika, were married on 1/1/18.


CASEY FOX
ASSISTANT, PLAYER DEVELOPMENT
BORN • AUG. 18, 1992 IN MENDHAM, NJ
RESIDES • DALLAS, TX

Fox is in his 2nd season as a member of the player development staff. Prior to the Rangers, Fox was an international scouting operations coordinator for the Milwaukee Brewers. He also completed internships with Milwaukee (research and development) and Washington (remote video). Fox was a All-Centennial Conference first team selection in both 2012 and 2013 at Haverford (PA) College.


CHRIS ACKERMAN
MINOR LEAGUE EQUIPMENT MANAGER
BORN • NOV. 15, 1986 IN SPOKANE, WA
RESIDES • SURPRISE, AZ

Ackerman is in his 13th season in the Texas organization and 7th year as the club's minor league equipment manager. Prior to his current position, Ackerman spent the 2012 campaign as the club's assistant equipment manager and AZL clubhouse manager. He moved to Arizona after 6 seasons working at a pair of the organization's minor league affiliates. He was the clubhouse manager for the Hickory Crawdads from 2010-11, earning South Atlantic League Visiting Clubhouse Manager of the Year honors in 2011. He originally joined the organization as the clubhouse manager for his hometown Spokane Indians in 2006 and spent 4 seasons with the club.

Chris graduated from Eastern Washington University in 2009 with a major in marketing.

NASHVILLE SOUNDS // AAA

FRONT OFFICE

COACHES

PLAYERS

2018 REVIEW

OPPONENTS

RECORDS

DEVELOPMENT

MEDIA



JASON WOOD

MANAGER

BORN • DEC. 16, 1969 IN SAN BERNARDINO, CA

RESIDES • FRESNO, CA

Wood enters his fifth season as the manager of the club's Triple-A affiliate and 11th year overall in the Texas organization. In eight seasons as a manager in the Texas farm system, Wood has led his club to the postseason five times. He led Round Rock to the Pacific Coast League championship in 2015, his first season with the club. The former big league infielder has also joined the major league staff for the end of the regular season in each of the last four years, including the club's postseason runs in 2015 and 2016.

Prior to his current assignment, Wood spent one season at Double-A Frisco and earned Texas League Manager of the Year honors while guiding the club to a league-best 80 victories in 2014. He made his managerial debut in 2011 at High-A and guided his club to the postseason in each of his three seasons. *Baseball America* named Wood the Carolina League's top managerial prospect in both 2012 and 2013. He started in the organization as High-A Bakersfield's hitting instructor from 2009-10.

Wood played professionally for 18 seasons as an infielder from 1991-2008, including tenures with the Oakland, Detroit, Pittsburgh and Florida organizations. He saw big league action in parts of five seasons and finished with a .245 avg., 5 HR and 36 RBI over 153 games. Originally selected by Oakland in the 11th round of the 1991 June draft, he played in the Oakland system almost exclusively for eight seasons from 1991-98 and made his major league debut with the Athletics on Opening Day of 1998. Traded to Detroit in June of 1998, Wood remained with the Tigers organization through 1999 before signing with Pittsburgh, where he would spend 2000-01. After signing in the spring of 2002, he would finish his playing career with seven seasons in Florida's system leading up to his retirement after the 2008 campaign.

Wood graduated from McLane (CA) High School before attending Fresno State University, where he helped lead the Bulldogs to a 1991 Big West title with a .343 average.

He and his wife Sissy have three daughters: Francesca, Daniela, and Gemma.

MANAGERIAL CAREER

YEAR	CLUB	LEAGUE	—FIRST HALF / FULL SEASON—			—SECOND HALF—		
			W	L	FINISH	W	L	FINISH
2011	Myrtle Beach	Carolina/A+	40	29	a-1st	32	38	4th
2012	Myrtle Beach	Carolina/A+	36	34	b-3rd	38	31	2nd
2013	Myrtle Beach	Carolina/A+	40	29	c-1st	37	33	2nd
2014	Frisco	Texas/AA	40	29	d-1st	40	30	1st
2015	Round Rock	Pacific Coast/AAA	78	66	e-1st			
2016	Round Rock	Pacific Coast/AAA	71	72	2nd			
2017	Round Rock	Pacific Coast/AAA	66	72	3rd			
2018	Round Rock	Pacific Coast/AAA	65	73	4th			
TOTALS			583	536	521			

a - Lost to Kinston, 1-3, in division series; b - Lost to Winston-Salem, 1-2, in division series; c - Lost to Salem, 2-0, in semifinals; d - Lost to Midland 3-1 in semifinals; e - Defeated Oklahoma City, 3-0, in semifinals; Lost to Fresno, 3-2, in finals.



HOWARD JOHNSON

HITTING COACH

BORN • NOV. 29, 1960 IN CLEARWATER, FL

RESIDES • NASHVILLE, TN

Johnson is in his second season as the hitting instructor for the organization's Triple-A club. The former All-Star third baseman spent his first two seasons in the Texas organization as a manager at the High-A level, leading his team to at least a share of a league championship in both campaigns. In his last season as a manager in 2017, Johnson led the Down East Wood Ducks to a co-championship in the Carolina League after the postseason was abbreviated due to an impending hurricane. Johnson was named the 2016 CAL League Manager of the Year after guiding the High Desert Mavericks to a league-best 82 wins and 6-1 postseason record en route to capturing the first league title by a Texas High-A affiliate since the 2002 Charlotte Rangers won the Florida State League championship.

Johnson was named the Seattle Mariners major league hitting coach on November 26, 2013 and served in that capacity until June 20, 2015. He finished the 2015 campaign as a hitting instructor in the Mariners farm system. Johnson originally joined the Mariners as a hitting coach at Triple-A Tacoma during the 2013 season. Prior to his time with Seattle, Johnson spent 11 seasons in the Mets organization in various roles, including major league hitting coach (2008-10), minor league instructor (2001-07), and professional scout (1997-2001). In 2002, Johnson led the Short-Season Brooklyn Cyclones to a 38-38 finish in his first managerial experience. His roster that season included current Rangers Field Coordinator and Down East Manager Corey Ragsdale at shortstop.

Johnson was two-time All-Star during a 14-year big league career with the Tigers (1982-84), Mets (1985-93), Rockies (1994), and Cubs (1995). He batted .249 with 228 home runs and 760 RBI over 1,531 major league games, winning a pair of Silver Slugger Awards. He was part of the 1984 Detroit Tigers and 1986 New York Mets World Series Championship teams. In 1987, Johnson became the second infielder in major league history to register a 30-30 season after hitting 36 home runs and stealing 30 bases; he accomplished the feat again in 1989 (36 HR, 41 SB) and 1991 (38 HR, 30 SB). Johnson led the National League in home runs (38) and RBI (117) in 1991, becoming the first switch-hitter to lead the National League in home runs. He was originally selected by Detroit in the first round (12th overall) of the 1979 amateur draft (January Secondary) out of St. Petersburg Junior College. Johnson graduated from Clearwater (FL) High School.

Johnson and his wife, Kim, reside in Nashville, Tennessee and have three children: daughters Shannon and Kayla Mae and son Glen. His son played independent league baseball from 2011-13, with Howard playing a handful of games alongside Glen in 2012 with Rockland.



BRIAN SHOUSE

PITCHING COACH

BORN • SEPT. 26, 1968 IN EFFINGHAM, IL

RESIDES • PEORIA, IL

Former Texas reliever Brian Shouse is in his second season with the Triple-A club and eighth season overall as an instructor in the Texas farm system. The southpaw mentored the pitching staff at Double-A Frisco from 2016-17. He rejoined the organization prior to the 2012 campaign and worked with the AZL Rangers pitchers from 2012-15.

Shouse appeared in 467 major league games with 6 teams from 1993-2009, mostly as a lefthanded reliever. He was with the Rangers from 2003-06, working in 185 games. In addition to Texas, he also logged time with Pittsburgh (1993), Boston (1998), Kansas City (2002), Milwaukee (2006-08), and Tampa Bay (2009). Shouse pitched his final season with the Rays in 2009 at age 40, appearing in 45 games with the club. He briefly pitched with the Kintetsu Buffaloes of the Japanese Pacific League during the latter half of the 2009 campaign. From 2003-2008, Shouse appeared in 386 games, 9th-most among left-handed pitchers.

The Bradley University product resides in Peoria, IL with his wife, Trish, and three daughters, Haleigh, Emmy, and Daisy. He was inducted into the Bradley Athletics Hall of Fame in 2003.



**ERIC GAGNE****BULLPEN COACH****BORN • JAN. 7, 1976 IN MONTREAL, CANADA****RESIDES • PARADISE VALLEY, AZ**

Gagne joins the Triple-A Nashville staff in 2019 as a bullpen coach. The 43-year-old made his professional coaching debut with the AZL Rangers last season. The 2003 National League Cy Young Award-Winner's prior coaching experience includes serving as a guest instructor at spring training with the Dodgers and a stint as the pitching coach for Team France during the World Baseball Classic Qualifiers in 2012.

Gagne recorded 187 saves over 10 major league seasons with the Dodgers (1999-2006), Rangers (2007), Red Sox (2007), and Brewers (2008). He still holds several major league records for the closer role, including the longest consecutive saves streak in ML history (84 straight from 8/28/02-7/3/04) and highest career save percentage among pitchers with at least 150 chances (91.7%, 187 of 204). He signed with the Rangers prior to the 2007 campaign and was the club's closer for the majority of the first half. Despite a midseason trade to the Red Sox, Gagne recorded a team-high 16 saves for Texas that season. He would go on to win the World Series with Boston, working a scoreless inning in the Red Sox's Game 1 victory over the Rockies. He has competed for Canada in numerous international competitions, including 2.1 scoreless innings for Team Canada in the 2017 World Baseball Classic. Gagne returned to the mound in 2017, logging 5 relief appearances with the Long Island Ducks of the independent Atlantic League.

**GENO PETRALLI****COACH****BORN • SEPT. 25, 1959 IN SACRAMENTO, CA****RESIDES • WEATHERFORD, TX**

Former Texas backstop Geno Petralli enters his fifth season as a member of the Triple-A coaching staff. He returned to the organization where he spent the majority of his major league career in 2015, initially spending time with the Rangers in spring training before he was hired for his current position. Prior to his current role, Petralli's only coaching experience came in 1994 with the Chicago Cubs in a roving instructor position.

Petralli appeared in 809 games at the major league level over 12 seasons from 1982-93, including nine seasons with the Rangers. His 556 games behind the plate for Texas still ranks third most in franchise history. Petralli signed with the Rangers as a free agent on May 17, 1985 and appeared with the club in each season through 1993. He batted .302 with 7 home runs and 31 RBI over 102 games in 1987, becoming the first Texas catcher ever to post a .300 average. He was originally selected by the Toronto Blue Jays in the 3rd round of the 1978 June draft and appeared in 25 games with the club from 1982-84.

He and his wife, Susan, have three children: James, Ben, and Mary. James is the lead singer of the band White Denim. Ben was drafted five times in the major league draft and played professionally with the Normal CornBelters of the Frontier League and Grand Prairie AirHogs of the American Association.

**CARLOS OLIVAS****ATHLETIC TRAINER****BORN • FEB. 5, 1978 IN SANTA FE, NM****RESIDES • ALBUQUERQUE, NM**

Olivas enters his fourth season at the Triple-A level and 11th season overall in the Texas organization. The New Mexico native was the athletic trainer for Double-A Frisco from 2011-15, where he was selected as the "Athletic Trainer of the Year" for the Texas League by the Professional Baseball Athletic Trainers Society (PBATS) in both 2012 and 2013. Olivas spent the 2009 and 2010 campaigns at short-season A Spokane after eight years in the Los Angeles Dodgers organization from 2001-08. He served in the same capacity for Jacksonville (2006, 2008), Vero Beach (2005), Columbus (2003-04), South Georgia (2002) and Great Falls (2001). Olivas held athletic training internships with both Atlanta (spring training, 2000) and Tampa Bay (instructional league, 2000), as well as for the Albuquerque Dukes (1999-2000).

Olivas graduated from the University of New Mexico in 2000 with a B.S. in athletic training. He and his wife, Toni, have two daughters, Mia and Emily.

**AL SANDOVAL****STRENGTH AND CONDITIONING COACH****BORN • AUG. 17, 1985 IN PUEBLO, CO****RESIDES • CENTENNIAL, CO**

Sandoval is in his third season as a strength and conditioning coach in the Texas farm system. He moved to the Triple-A level prior to the start of the 2018 season after spending his first year in the organization with High-A Down East. Prior to Texas, Sandoval spent five seasons in the Los Angeles Angels organization, including three seasons (2014-16) as the organization's minor league strength and conditioning coordinator. He originally joined the Halos in 2012 as a strength and conditioning coach at Double-A Arkansas and spent two seasons with the Travs. He began his career in baseball with the Colorado Rockies, working a strength coach at Double-A Tulsa (2009-11) and rookie-level Casper (2008). Sandoval is a 2008 graduate of Colorado State University-Pueblo and was a three year varsity letter winner for the Thunderwolves baseball team.

Al and wife, Kristine, reside in Centennial, Colorado with children, Carter and Landon.



2018 ROUND ROCK EXPRESS (AAA) STATISTICS

65-73, 4TH, 17.0 GB (AMERICAN SOUTHERN DIVISION)

FRONT OFFICE

BATTERS	AVG	G	AB	R	H	2B	3B	HR	RBI	BB	IBB	SO	SB	CS	OBP	SLG	OPS	SF	SAC	HBP	DP	E
Alberto, H.	.330	101	361	45	119	17	3	7	58	9	1	28	0	3	.346	.452	.797	6	5	3	11	11
Andrus, E.	.000	2	6	0	0	0	0	0	0	2	0	1	0	1	.250	.000	.250	0	0	0	0	0
Calhoun, W.	.294	108	432	66	127	32	0	9	47	32	5	47	4	0	.351	.431	.782	0	0	6	10	3
Cardona, J.	.228	47	171	20	39	2	0	3	13	6	0	33	4	4	.260	.292	.552	2	0	2	7	1
Centeno, J.	.234	59	205	27	48	9	0	2	27	16	0	34	0	1	.291	.307	.598	4	5	2	11	3
Cole, H.	.264	47	178	32	47	7	0	8	19	11	0	53	0	1	.305	.438	.743	1	0	0	0	4
DeShields, D.	.167	3	12	1	2	0	0	0	0	0	0	4	1	0	.167	.167	.333	0	0	0	0	0
Garay, C.	.100	3	10	0	1	0	0	0	0	0	0	1	0	0	.100	.100	.200	0	0	0	0	2
Guzman, R.	.412	5	17	5	7	2	0	0	1	4	0	4	0	0	.524	.529	1.053	0	0	0	0	0
Heizman, S.	.295	107	424	68	125	20	2	11	57	32	0	93	16	8	.355	.429	.784	3	1	9	13	6
Hood, D.	.217	41	138	16	30	5	0	4	20	7	0	42	2	1	.260	.341	.601	3	0	2	7	2
Ibanez, A.	.283	125	463	62	131	21	1	12	55	40	0	74	1	6	.344	.410	.754	4	3	5	7	10
Inoa, C.	.000	2	5	0	0	0	0	0	0	1	0	2	0	0	.167	.000	.167	0	0	0	0	0
Joseph, T.	.284	84	317	47	90	21	0	21	67	28	1	77	0	0	.353	.549	.902	4	0	8	5	7
Kiner-Falefa, I.	.200	5	15	2	3	0	0	1	3	0	3	1	0	1	.333	.200	.533	0	0	0	1	0
Lopes, C.	.261	123	429	62	112	21	3	12	52	68	0	74	16	9	.365	.408	.773	5	1	5	9	19
Matta, S.	.000	2	3	1	0	0	0	0	0	0	0	1	0	0	.000	.000	.000	0	0	0	0	0
Mazara, N.	.417	4	12	1	5	0	0	0	2	0	0	2	0	0	.417	.417	.833	0	0	0	0	0
Mendez, L.	.333	2	6	0	2	0	1	0	2	0	0	0	0	0	.333	.667	1.000	0	1	0	1	1
Noonan, N.	.256	75	270	34	69	11	3	4	35	13	0	70	2	1	.297	.363	.660	0	2	3	4	6
O'Neill, M.	.182	6	22	3	4	3	0	0	1	2	0	8	0	0	.250	.318	.568	0	0	0	0	0
Odor, R.	.167	3	12	1	2	0	0	0	1	1	0	4	0	0	.231	.167	.397	0	0	0	0	2
Pennington, C.	.204	61	216	26	44	12	1	1	13	30	0	54	4	1	.301	.282	.584	2	1	1	4	5
Perez, C.	.316	22	79	10	25	2	0	4	13	7	0	12	0	0	.368	.494	.861	1	0	0	0	4
Plouffe, T.	.273	4	11	4	3	1	0	1	2	6	0	4	1	0	.529	.636	1.166	0	0	0	0	1
Robinson, D.	.303	53	211	40	64	16	5	10	28	27	0	84	5	6	.379	.569	.948	2	1	0	0	1
Rollin, F.	.235	19	68	8	16	4	0	1	5	4	0	9	2	4	.288	.338	.626	0	1	1	1	0
Rua, R.	.236	18	72	12	17	5	1	3	17	7	0	22	4	0	.325	.458	.784	1	0	3	1	1
Rupp, C.	.274	32	113	15	31	6	0	8	26	13	0	45	0	0	.346	.540	.886	3	0	1	2	2
Sanchez, T.	.300	62	220	28	66	11	1	7	31	17	0	54	0	0	.353	.455	.807	2	1	2	6	2
Tocci, C.	.214	8	28	3	6	2	0	0	3	2	0	5	0	0	.267	.286	.552	0	0	0	1	0
Torres, N.	.195	35	118	7	23	2	0	0	10	4	0	37	1	0	.232	.214	.444	1	0	2	6	1
Team Total	.271	138	4646	646	1258	232	21	128	606	392	7	982	64	46	.332	.412	.744	44	22	55	117	97

COACHES

PLAYERS

2018 REVIEW

PITCHERS	W-L	ERA	G	GS	CG	SHO	SV	IP	H	R	ER	HR	HB	BB	SO	BK	WP	DP	AVG	AB	TBF	SF	GF	LD
Alvarez, R.	4-4	3.68	45	0	0	24	44.0	40	21	18	2	0	18	44	0	9	4	.247	162	184	3	41	0	
Bibens-Dirkx, A.	3-6	5.68	17	15	1	0	82.1	94	59	52	14	3	28	79	0	8	1	.283	332	369	6	1	0	
Bush, M.	1-1	2.00	8	0	0	0	9.0	9	2	2	0	0	0	14	0	1	1	.265	34	40	0	1	3	
Curtis, Z.	1-0	4.00	9	0	0	0	9.0	5	4	4	1	0	6	12	0	0	1	.161	31	37	0	0	4	
Delabar, S.	0-0	4.76	5	0	0	0	5.2	5	5	3	0	0	5	3	0	1	1	.227	22	27	0	2	0	
Espino, P.	0-0	15.00	3	0	0	0	6.0	10	11	10	2	0	4	6	0	1	0	.370	27	33	1	0	0	
Feigl, B.	5-1	2.13	31	0	0	0	42.1	42	12	10	0	0	11	25	1	2	6	.268	157	170	10	10	5	
Gallardo, Y.	2-1	3.81	10	10	0	0	49.2	49	24	21	1	1	14	40	0	1	6	.263	186	202	1	0	0	
Gardewine, N.	2-1	7.30	12	0	0	0	12.1	15	11	10	1	0	7	17	0	3	0	.306	49	57	1	4	1	
Garrett, R.	1-1	2.84	16	0	0	0	19.0	25	14	6	1	0	6	15	0	0	1	.309	81	88	0	8	1	
Guerra, D.	2-2	3.79	40	4	0	0	59.1	47	26	25	7	1	16	71	0	5	4	.216	218	237	1	13	8	
Hurtbut, D.	4-6	5.72	18	17	0	0	85.0	116	54	54	13	3	24	61	1	7	10	.327	355	385	1	0	0	
Jensen, C.	1-2	4.94	15	5	0	0	47.1	56	29	26	5	2	23	28	0	3	4	.301	186	214	1	6	1	
Jones, J.	0-0	10.29	5	0	0	0	7.0	11	8	8	2	1	5	2	0	3	1	.379	29	36	1	0	0	
Leclerc, J.	0-1	7.71	4	0	0	0	4.2	3	4	4	0	1	5	9	0	0	0	.176	17	23	0	2	0	
Ledbetter, D.	0-4	6.09	8	8	0	0	44.1	48	31	30	6	6	15	31	1	4	7	.279	172	195	0	0	0	
Loinceum, T.	1-1	5.68	10	0	0	0	12.2	14	12	8	2	1	9	10	1	3	1	.280	50	61	0	2	1	
Loewen, A.	0-1	1.80	5	0	0	0	5.0	5	2	1	1	1	4	4	0	0	1	.250	20	25	0	3	0	
Mann, B.	4-1	2.41	36	1	0	0	52.1	37	18	14	2	6	24	45	0	4	1	.195	190	222	2	7	6	
Martin, C.	0-0	0.00	1	0	0	0	1.0	2	0	0	0	0	0	1	0	0	1	.500	4	4	0	0	0	
Matta, S.	0-0	18.00	1	0	0	0	1.0	2	2	2	0	0	2	0	0	0	1	.667	3	6	1	1	0	
McGuire, D.	0-0	27.00	1	0	0	0	1.2	5	5	5	1	0	4	0	0	0	0	.556	9	14	1	0	0	
Mendez, Y.	0-7	5.25	12	0	0	0	58.1	65	39	34	13	2	24	50	1	6	.286	227	257	2	0	0		
Pena, R.	4-2	4.65	11	7	0	0	50.1	69	28	26	5	0	9	37	1	4	5	.322	214	224	1	0	0	
Perez, M.	1-0	1.42	1	1	0	0	6.1	6	1	1	1	0	0	6	0	0	0	.250	24	24	0	0	0	
Rodriguez, R.	1-2	2.45	22	0	0	0	3.25	20	8	7	1	0	4	27	0	0	2	.213	94	99	1	9	6	
Roth, M.	5-5	4.90	14	13	0	0	71.2	95	47	39	10	5	23	38	0	5	12	.329	289	320	3	0	0	
Rowley, C.	2-3	3.46	7	7	0	0	41.0	18	16	2	1	16	33	0	1	3	.252	159	177	1	0	0		
Sadzeck, C.	5-3	4.03	32	0	0	0	38.0	36	22	17	2	2	16	43	0	6	5	.254	142	163	2	5	7	
Sampson, A.	8-4	3.77	33	19	0	0	126.2	137	61	53	12	6	24	85	0	8	9	.274	500	538	4	1	2	
Scott, T.	5-5	3.26	44	0	0	0	60.2	60	25	22	4	0	25	52	0	6	12	.265	226	254	1	15	5	
Spring, J.	1-2	2.79	13	0	0	0	11.9	12	6	6	0	2	12	30	0	0	4	.182	66	80	0	4	6	
Tillman, C.	0-1	9.00	4	4	0	0	9.0	11	10	9	1	2	8	5	0	2	1	.314	35	46	1	0	0	
Vivas, S.	1-0	1.50	2	0	0	0	6.0	5	1	1	0	0	3	7	1	0	0	.217	23	26	0	0	0	
Wagner, T.	1-6	5.19	22	15	1	0	85.0	105	57	49	12	6	31	45	0	7	9	.309	340	382	3	1	0	
Team Total	65-73	4.21	1381	383	2	1	40	1199.1	1301	677	588	124	52	429	975	11	95	120	.278	4673				

FRISCO ROUGHRIDERS // AA



JOE MIKULIK

MANAGER

BORN • OCT. 30, 1963 IN WEIMER, TX

RESIDES • KELLER, TX

The 2019 campaign will mark Mikulik's 21st year as a minor league manager and fifth season with Frisco. The Texas native ranks as one of the winningest active managers in minor league baseball, compiling 1,304 victories in his 20 seasons. On May 9, 2014, Mikulik earned his 1,000th victory as a minor league manager with a 7-5 win over Potomac. Mikulik enters his seventh season overall in the Tex-as organization after originally joining the Rangers in 2013 as a roving outfield instructor. He returned to a managerial role in 2014 at High-A Myrtle Beach, leading his club to the best overall record in the Carolina League and a spot in the Mills Cup Finals.

Mikulik spent 13 years in the Colorado Rockies organization as a manager with Low-A Asheville in South Atlantic League. In his 13-year run as Asheville manager, Mikulik compiled the most wins of any manager in Asheville and South Atlantic League history. He was elected to the South Atlantic League Hall of Fame in 2010 and won the league's Manager of the Year award four times (2000, 2002, 2007, and 2008). Prior to joining the Colorado organization, he spent the 1999 season as Houston's minor league baserunning and outfield coordinator. He began his coaching career in the Cleveland organization as a player/coach at Double-A Canton-Akron in 1995 and later managed rookie-level Burlington in 1997 and 1998. His managerial career began when he replaced Harry Spilman for the final 16 games at Burlington in 1997.

Mikulik was Houston's ninth round selection in the 1984 June Draft and played for 12 years in the Astros organization, rising to Triple-A Tuscon. He played his entire career in the Astros organization except for 109 games with Tabasco, Mexico in 1994 and winter ball in Venezuela and Mexico. He made all-star teams for the South Atlantic League (1985), Mexican League (1989), and Texas League (1991). Mikulik played college baseball at San Jacinto Junior College in Pasadena, TX.

Joe and wife, Candy, reside in Keller, TX. Mikulik has two children, Susan and Dawson. His daughter, Susan, married former Colorado Rockies and Chicago Cubs third baseman Ian Stewart on December 15, 2006.

MANAGERIAL CAREER

YEAR	CLUB	LEAGUE	—FIRST HALF/FULL SEASON—			—SECOND HALF—		
			W	L	FINISH	W	L	FINISH
1997	Burlington	Appalachian/R	10	6	a-6th			
1998	Burlington	Appalachian/R	31	36	4th			
2000	Asheville	South Atlantic/A	34	35	4th	32	34	5th
2001	Asheville	South Atlantic/A	27	43	b-8th	41	28	1st
2002	Asheville	South Atlantic/A	38	31	3rd	26	43	7th
2003	Asheville	South Atlantic/A	36	33	5th	38	32	4th
2004	Asheville	South Atlantic/A	31	39	5th	33	36	4th
2005	Asheville	South Atlantic/A	38	31	4th	33	36	5th
2006	Asheville	South Atlantic/A	35	35	5th	39	28	2nd
2007	Asheville	South Atlantic/A	42	27	2nd	38	31	4th
2008	Asheville	South Atlantic/A	46	24	c-1st	37	32	4th
2009	Asheville	South Atlantic/A	26	43	d-8th	42	27	1st
2010	Asheville	South Atlantic/A	31	38	4th	38	32	4th
2011	Asheville	South Atlantic/A	29	40	7th	40	30	2nd
2012	Asheville	South Atlantic/A	47	23	e-1st	41	29	2nd
2014	Myrtle Beach	Carolina/A+	44	24	f-1st	38	32	1st
2015	Frisco	Texas/AA	29	41	4th	31	38	3rd
2016	Frisco	Texas/AA	38	31	2nd	25	45	4th
2017	Frisco	Texas/AA	31	39	4th	29	41	4th
2018	Frisco	Texas/AA	24	46	4th	36	34	2nd
TOTALS			1304	1273	.506			

a - Took over an interim manager on 8/12/97; b - Defeated Augusta, 2-1, in semifinals, Lost to Lexington, 2-0, in finals; c - Lost to Augusta, 2-0, in semifinals; d - Lost to Greenville, 2-0, in semifinals; e - Defeated Rome, 2-1, in semifinals, Defeated Greensboro, 3-1, in finals; f - Defeated Salem 2-1 in semifinals, Lost to Potomac 3-1 in Mills Cup Finals.



JASON HART

HITTING COACH

BORN • SEPT. 5, 1977 IN WALNUT CREEK, CA

RESIDES • SPRINGFIELD, MO

Hart begins his 11th full season with the Texas organization and eighth as the Frisco hitting coach. In 2015, Hart was named the Mike Coolbaugh Texas League Coach of the Year for his work with the 'Riders hitters. Prior to joining Frisco, Hart spent two seasons as the hitting coach with Low-A Hickory. His tenure with the Rangers began after he assisted the Single-A Clinton staff with coaching responsibilities for a portion of the 2008 season and continued when he accepted the role of hitting coach for the Arizona Rangers prior to the 2009 campaign.

Hart played professionally for parts of eight seasons from 1998-2006, with stints in the Oakland, Texas and Minnesota organizations. His only action at the major league level came with the Rangers in 2002, when he batted .267 (4-15) with 3 doubles over a span of 10 games. He missed the 2004 campaign following the removal of a benign brain tumor, but returned to the field in 2005 and hit 21 home runs in 128 games. Hart was originally drafted by Oakland in the fifth round of the 1998 June draft and acquired by Texas in a January 2002 trade with the Athletics. He attended Southwest Missouri State University where he led the conference in homers in 1997 and was selected as a Missouri Valley Conference All-Star in 1998.

Hart and his wife, Jenny, have three daughters: Kloe, Camdyn, and Karalina.

**GREG HIBBARD****PITCHING COACH****BORN • SEPT. 13, 1964 IN NEW ORLEANS, LA****RESIDES • ARLINGTON, TN**

Hibbard is in his second season as the pitching coach at Frisco. He joined the Texas organization in 2016 and spent two years with Triple-A Round Rock. Prior to joining the Rangers, he spent 13 seasons as a pitching coach in the Cleveland farm system. Hibbard made numerous stops throughout the Cleveland farm system, including Mahoning Valley (2003; 2011-12; 2014-15), High-A Kinston (2004; 2008-09), Double-A Akron (2005; 2007; 2010; 2013), and Triple-A Buffalo (2006). He began his coaching career in the independent Northern League with the Joliet Jackhammers (2001-02) and Schaumburg Flyers (1999-2001).

Hibbard pitched professionally for 12 years, including six seasons at the major league level with the Chicago White Sox (1989-92), Chicago Cubs (1993), and Seattle Mariners (1994). He compiled a 57-50 record with a 4.05 ERA over 165 games/158 starts during his career. Hibbard won 10-or-more games in four straight seasons from 1990-93, including a career-high 15 victories with the Cubs in 1993. The left-hander was originally selected by the Kansas City Royals in the 16th round of the 1986 draft out of the University of Alabama. Hibbard and his wife, Shea, have four children: Britton, Kellon, Jack, and Ali.

**BRAD FLANDERS****COACH****BORN • NOV. 30, 1981 IN KANSAS CITY, MO****RESIDES • ALLEN, TX**

Flanders is in his second season as a member of the Frisco staff. In 2018, Flanders also joined the Major League club as a bullpen catcher for a road trip in August. Prior to joining the Rangers, Flanders spent 12 years as a coach at the collegiate level. His stops in the college ranks included Abilene Christian (2015-18), University of Arkansas (2014), Saint Louis University (2011-13), and Texarkana College (2007-10). At ACU, Flanders coach the team's pitchers while also serving as recruiting coordinator.

Flanders was an all-conference selection as a catcher at the University of Missouri. He helped lead the Tigers to NCAA regional births in 2003 and 2004. He began his collegiate career at Hutchinson (KS) Community College, earning a spot on the Junior College All-American Team in 2002. He played professionally for the independent Fargo-Moorhead Redhawks and Joliet Jackhammers.

Flanders is a native of Smithville, Missouri, where he was high school teammates with Rangers Major League coach Jayce Tingler. He also played alongside Tingler again at Mizzou.

**ALEX RODRIGUEZ****ATHLETIC TRAINER****BORN • JAN. 2, 1990 IN SAN JUAN, P.R.****RESIDES • CLINTON, MA**

Rodriguez begins his eighth season in the Texas organization and first as the athletic trainer for the organization's Double-A affiliate. Frisco is the fifth different team for the Puerto Rico native in the last six years after assignments with Down East (2017-18), High Desert (2016), the Arizona League Rangers (2015), and the Dominican Summer League Rangers (2012-14). He has been a part of four championship clubs as the athletic trainer for the DSL Rangers (2013-14), High Desert (2016) and Down East (2017). He also worked an off-season assignment in the Venezuelan Winter League as the athletic trainer of Navegantes de Magallanes in 2016. While in the Dominican, Rodriguez was honored as the DSL Trainer of the Year in 2013.

Rodriguez is a 2012 graduate of Barry University in Miami Shores, FL.

**WADE LAMONT****STRENGTH AND CONDITIONING COACH****BORN • JUNE 25, 1984 IN OMAHA, NE****RESIDES • SARASOTA, FL**

The 2019 season will mark Lamont's eighth year in the Texas organization and third at Double-A Frisco. Lamont's previous stops in the organization include four seasons at Low-A Hickory (2013-16) and one season with the AZL Rangers in 2012. He was selected in the 29th round of the 2007 June Draft by the Detroit Tigers and spent three seasons in the Tigers farm system. He finished the 2009 campaign with Windy City of the Frontier League. The Omaha native batted .320 with 11 home runs and 47 RBI as a junior at Flagler (FL) College.

His father, Gene, played parts of five seasons in the majors with the Detroit Tigers and managed eight years with the White Sox and Pirates.

2018 FRISCO ROUGHRIDERS (AA) STATISTICS

60-80 (SOUTH DIVISION)

1ST HALF: 24-46, 19.5 GB; 2ND HALF: 36-34, 3.5 GB

BATTERS	AVG	G	AB	R	H	2B	3B	HR	RBI	BB	IBB	SO	CS	SB	OBP	SLG	OPS	SF	SAC	HBP	DP	E	
Alvarez, E.	.228	108	408	68	93	17	6	12	43	42	0	124	26	2	.301	.387	.688	3	4	4	2	12	11
Andrus, E.	.056	5	18	1	1	0	0	0	0	1	0	2	0	0	.105	.057	.161	0	0	0	0	0	1
Beck, P.	.260	122	442	58	115	21	3	13	53	38	1	94	0	3	.348	.410	.757	1	0	7	3	4	3
Cardona, J.	.268	54	194	28	52	8	0	5	16	22	0	33	9	4	.348	.387	.735	2	0	3	4	2	1
Cole, H.	.330	53	200	27	66	9	2	8	28	29	3	55	1	2	.412	.515	.927	3	0	4	4	4	2
DeLeon, M.	.262	135	503	54	132	21	0	4	49	21	1	69	1	1	.295	.328	.623	4	4	4	4	13	12
DeShields, D.	.279	7	18	2	5	0	0	0	8	0	2	2	2	2	.500	.278	.778	0	0	0	0	0	0
Garay, C.	.313	56	208	23	65	12	0	2	21	8	0	73	0	1	.341	.399	.740	0	1	1	8	1	0
Gosse, A.	.000	8	22	5	6	0	1	0	2	1	0	7	2	0	.320	.344	.664	1	0	1	1	0	0
Heinemann, S.	.522	7	23	6	12	2	0	10	7	1	5	2	1	0	.613	.739	1.352	1	0	0	0	0	1
Hernandez, Y.	.225	4	11	3	3	0	0	0	1	4	0	3	2	0	.438	.273	.710	1	0	0	0	0	1
Hood, D.	.273	71	240	30	54	10	2	11	36	18	0	79	3	2	.281	.421	.702	3	0	2	9	3	0
Inoa, C.	.143	3	7	0	1	0	0	1	1	0	0	1	0	0	.250	.143	.393	0	0	0	0	0	0
Joseph, T.	.286	7	28	2	8	2	0	0	3	2	0	5	0	0	.323	.357	.680	1	0	0	0	0	0
La O, L.	.200	77	286	31	83	9	2	3	43	17	1	45	6	4	.332	.367	.699	4	0	3	7	9	9
Marte, L.	.122	31	112	9	25	6	0	1	6	0	0	24	1	2	.223	.304	.527	0	1	0	2	2	2
Mazara, N.	.125	2	8	0	1	0	0	0	0	0	0	4	0	0	.125	.125	.250	0	0	0	0	0	0
Mendez, L.	.262	75	227	31	55	11	0	5	35	24	0	62	4	2	.318	.357	.674	2	2	2	4	5	5
Moorman, C.	.191	49	157	9	30	7	1	3	12	20	0	61	0	1	.281	.306	.587	1	1	0	7	2	2
Morgan, J.	.231	79	294	30	68	14	1	3	30	27	2	49	1	1	.301	.376	.618	6	0	1	5	11	11
Nonan, N.	.375	4	16	6	6	3	0	0	6	2	0	1	0	0	.421	.563	.984	1	0	0	0	0	1
O'Banion, A.	.188	4	16	2	3	0	0	1	1	0	1	7	0	0	.235	.188	.423	0	0	0	0	0	2
O'Neill, M.	.200	121	440	63	112	23	2	12	39	41	1	119	31	6	.327	.398	.724	4	5	8	4	0	2
Odor, R.	.200	2	5	0	1	1	0	0	1	1	0	1	0	0	.333	.400	.733	0	0	0	0	0	0
Perez, C.	.250	4	16	3	4	2	0	2	5	2	0	5	0	0	.333	.750	1.083	0	0	0	1	0	0
Prize, C.	.227	13	44	8	10	1	0	0	5	7	0	15	0	0	.344	.250	.596	0	0	0	1	0	3
Prime, C.	.257	41	144	17	37	9	0	5	17	11	0	55	1	1	.312	.424	.736	1	0	1	1	3	3
Profar, J.	.232	98	349	37	81	12	0	10	51	24	0	46	1	4	.283	.352	.636	3	0	2	12	13	3
Robinson, D.	.125	2	8	2	1	0	0	1	4	1	0	1	0	0	.222	.500	.722	0	0	0	0	0	0
Rollin, F.	.303	10	33	5	10	3	1	1	5	2	0	8	3	0	.381	.545	.907	0	0	1	1	0	0
Rua, R.	.250	3	8	1	2	0	0	0	1	1	0	2	0	0	.333	.250	.583	0	0	0	0	0	0
Tocci, C.	.318	7	22	4	7	0	1	0	1	4	0	5	3	1	.407	.409	.816	1	0	0	0	0	0
Trevino, J.	.234	46	184	18	43	7	1	3	16	13	0	27	0	1	.284	.332	.615	3	0	1	8	1	0
Team Total	.254	140	4694	579	1194	210	23	105	540	402	10	1033	102	42	.316	.376	.692	46	18	45	117	104	38

PITCHERS	W-L	ERA	G	GS	CG	SHO	SV	IP	H	R	ER	HR	HB	BB	SO	BK	WP	DP	AVG	AB	1B	2B	SF	GF	HLD
Arredondo, E.	0-4	4.80	9	8	0	0	1	45.0	50	24	24	4	4	10	27	0	3	2	.286	175	192	3	1	0	0
Barnette, T.	0-0	0.00	3	0	0	0	0	4.0	4	0	0	0	0	0	1	0	0	0	.000	14	14	0	0	0	0
Benjamin, W.	5-6	3.62	15	0	0	0	0	79.2	76	32	32	0	0	23	72	0	4	5	.249	305	330	2	0	0	0
Choptick, A.	5-1	6.08	29	0	0	0	0	37.0	45	28	25	3	3	22	42	0	4	8	.313	144	171	1	10	1	0
Cook, C.	0-0	5.06	5	0	0	0	0	6.0	6	4	3	0	0	6	5	0	0	0	.261	23	29	0	0	1	1
Davis, T.	2-7	6.41	31	11	0	0	3	78.2	118	61	56	8	2	25	56	0	8	11	.344	343	372	2	5	4	0
Dykstra, J.	0-2	14.85	5	0	0	0	0	6.2	16	11	11	2	1	2	7	0	2	0	.457	35	38	0	0	1	0
Faustola, J.	1-2	4.05	21	0	0	0	0	66.2	28	14	12	0	0	11	27	0	3	1	.257	109	120	0	4	5	5
Figli, B.	1-0	0.00	11	0	0	0	2	16.1	7	0	0	0	1	4	12	0	1	2	.135	52	57	0	6	2	0
Filomeno, J.	0-1	9.82	6	0	0	0	0	7.1	13	8	8	2	0	4	8	0	0	1	.382	34	38	0	2	0	0
Garrett, R.	3-1	1.69	35	0	0	0	16	42.2	29	11	8	2	0	14	46	0	6	6	.204	142	162	2	29	1	1
Gosse, A.	1-0	6.52	21	0	0	0	0	19.1	17	15	14	5	2	23	18	2	0	0	.243	70	95	0	9	3	3
Hearn, T.	1-2	5.04	5	5	0	0	0	25.0	29	14	14	5	0	9	33	1	0	0	.284	102	111	0	0	0	0
Hernandez, J.	4-4	4.92	12	12	0	0	0	64.0	58	38	35	6	4	36	57	0	10	9	.247	235	277	2	0	0	0
Huang, W.	1-1	6.30	9	0	0	0	0	20.0	21	14	14	5	2	8	25	0	5	3	.269	78	90	1	1	2	2
Jensen, C.	0-0	1.50	1	1	0	0	0	6.0	4	1	1	0	0	2	4	0	2	1	.160	21	23	0	0	1	0
Jones, J.	0-0	10.50	6	0	0	0	0	6.0	10	8	7	2	1	3	7	0	1	0	.357	28	33	0	1	0	0
Jurado, A.	5-3	3.28	16	16	1	1	0	101.2	107	42	37	12	3	17	58	1	12	.272	394	417	3	0	0	0	
Martin, B.	2-10	7.28	29	15	0	0	0	89.0	138	78	72	7	2	29	96	0	12	8	.357	387	430	8	5	0	0
Martin, C.	0-0	0.00	2	0	0	0	0	2.0	2	0	0	0	0	0	3	0	0	0	.250	8	8	0	0	0	0
Martini, C.	0-0	7.71	2	0	0	0	0	2.1	2	2	2	1	2	3	1	0	0	0	.222	9	14	0	2	0	0
Mendez, L.	0-0	0.00	6	6	0	0	0	33.0	33	19	18	6	1	10	32	0	3	1	.262	126	137	2	0	0	0
Mendez, Y.	1-1	4.91	6	6	0	0	0	13.2	18	14	11	6	0	1	13	0	0	0	.333	54	63	0	0	0	0
Palumbo, J.	0-4	1.93	2	2	0	0	0	9.1	6	2	2	0	0	3	10	0	2	0	.182	33	37	0	0	0	0
Parks, A.	1-4	4.26	34	0	0	0	0	44.4	41	24	21	6	3	15	47	0	6	0	.237	193	192	0	14	7	0
Payano, P.	5-10	5.54	25	22	0	0	0	118.2	120	83	73	15	17	48	87	0	12	8	.263	457	530	7	1	1	1
Pelham, C.	2-0	6.16	24	0	0	0	0	29.0	20	14	13	1	3	13	19	0	7	0	.270	74	91	0	11	3	0
Pena, R.	4-3	5.43	11	11	0	0	0	66.2	64	22	18	7	2	12	54	0	7	3	.251	255	274	2	0	0	0
Perez, M.	1-0	0.00	1	1	0	0	0	6.0	2	0	0	0	0	3	4	0	0	0	.095	21	24	0	0	0	0
Rodriguez, R.	0-0	3.00	3	0	0	0	0	3.0	2	1	1	1	0	0	1	0	0	1	.290	10	10	0	0	0	0
Rowland, R.	0-0	9.00	1	0	0	0	0	1.0	2	2	1	1	0	0	0	0	0	0	.500	4	4	5	1	1	0
Slack, R.	2-3	6.84	34	1	0	0	0	148.2	56	37	37	8	4	26	39	0	1	3	.290	193	222	2	16	1	0
Springs, J.	2-2	4.82	20	0	0	0	0	137.0	39	20	20	2	2	7	68	2	3	0	.249	145	155	1	7	0	

DOWN EAST WOOD DUCKS // HIGH-A

FRONT OFFICE

COACHES

PLAYERS

2018 REVIEW

OPONENTS

RECORDS

DEVELOPMENT

MEDIA



COREY RAGSDALE

MANAGER

BORN • NOV. 10, 1982 IN JONESBORO, AR

RESIDES • DUBOIS, PA

Ragsdale returns to a managerial role in 2019 while continuing as the organization's Field Coordinator. He is in his 10th season as a member of the player development staff, and 4th as Field Coordinator.

Ragsdale had successful four-year run as a manager in the Texas farm system from 2012-15. In four seasons as a manager, Ragsdale has compiled a .570 winning percentage and finished every campaign with a winning record. The Arkansas native was named the organization's Bobby Jones Player Development Man of the Year in 2015 after leading Low-A Hickory to the organization's first-ever South Atlantic League championship. The former Texas farmhand was the Hickory manager for three seasons (2013-15) and is a member of the club's Hall of Fame. In his managerial debut in 2012, Ragsdale led a Arizona League Rangers club that featured several top prospects, including current Rangers Joey Gallo and Nomar Mazara, to an Arizona League title. He spent the 2011 campaign as a coach on the Hickory staff and made his professional coaching debut on Jayce Tingler's staff with the AZL Rangers in 2010.


Ragsdale's playing career spanned nine seasons from 2001-09 and concluded with two seasons in the Texas farm system. Originally drafted by New York-NL in the 2001 June draft, he spent seven seasons in the Mets organization before signing with Texas as a minor league free agent prior to the 2008 campaign. Ragsdale began his career as a middle infielder, batting .207 with 95 doubles, 32 triples, 49 home runs, and 250 RBI over 762 career games. The Arkansas native began pitching in 2007, going 4-2 with a 2.83 ERA (15 ER/47.2 IP), 41 strikeouts, and 2 saves over 30 career relief appearances. He split the 2008 campaign between Spokane and Frisco before logging time with both the Arizona League Rangers and Hickory in 2009. Ragsdale graduated from Nettleton High School in Jonesboro (AR).

Corey and his wife, Kristy, have a daughter, Rylee.

MANAGERIAL CAREER

YEAR	CLUB	LEAGUE	—FIRST HALF/FULL SEASON—			—SECOND HALF—		
			W	L	FINISH	W	L	FINISH
2012	AZL Rangers	AZL/R	34	22	a-1st			
2013	Hickory	South Atlantic/A	38	31	2nd	37	32	3rd
2014	Hickory	South Atlantic/A	41	28	3rd	39	31	3rd
2015	Hickory	South Atlantic/A	44	24	b-1st	37	33	4th
TOTALS			237	179	.570			

a - Defeated AZL Dodgers in Semi-finals, Defeated AZL Athletics in Championship; b- Defeated West Virginia, 2-1, in Semi-finals, Defeated Asheville, 3-0, in Championship.



CHASE LAMBIN

HITTING COACH


BORN • JUNE 7, 1979 IN HOUSTON, TX

RESIDES • THE WOODLANDS, TX

Lambin moves to the Down East staff in 2019, his fifth season in the Texas organization. He has previously served as a hitting coach for Hickory (2018), Spokane (2017), and the Arizona League Rangers (2016). He first joined the Rangers as a member of the Spokane coaching staff in 2015.

Lambin's coaching tenure follows a playing career that spanned 13 seasons at the minor league level. He concluded his playing career in 2014 with Sugar Land of the independent Atlantic League, playing in 106 games with the Skeeters. Lambin was drafted by the New York Mets in the 34th round of the 2002 June Draft out of the University of Louisiana at Lafayette and played in the Mets, Marlins, Nationals, Twins, and Royals minor league systems. He also spent the 2009 season with Chiba Lotte in Japan. The versatile defender appeared at every position except catcher over the course of his career.

He and his wife, Sara, have two children: Chase and Stella.



STEPHEN MINTZ

PITCHING COACH

BORN • NOV. 24, 1968 IN WILMINGTON, NC

RESIDES • LELAND, NC

North Carolina native Stephen Mintz is in his third season as the pitching coach for the Woodies. Prior to joining Down East, Mintz spent the 2016 campaign in a managerial role, leading Low-A Hickory to the 5th-best record in the South Atlantic League at 74-66. It was the managerial debut for the longtime pitching coach, who was named to the post in late February after Spike Owen joined the major league staff as the interim third base coach. He spent his first three seasons with Texas as a pitching coach for the organization's High-A affiliate from 2013-15.

The former major league right-hander has 17 years of experience as a minor league pitching instructor. He also gained managerial experience with the Adelaide Bite in the Australian Baseball League following the 2015 and 2016 seasons, leading the Bite to the postseason in each of his two seasons at the helm.

Mintz joined the Texas organization prior to the 2013 campaign after 11 seasons with the Minnesota Twins. He was a pitching coach at various levels within the Minnesota organization, including his last stop with the High-A Fort Myers Miracle from 2009-12. Prior to Ft. Myers, Mintz was a pitching coach with New Britain (2008), Beloit (2006-07), and the GCL Twins (2002-05). He also spent the 2008 off-season in the Arizona Fall League as a pitching coach for the Mesa Solar Sox. Mintz began his coaching career in 2001 with Anaheim, working as pitching coach for the organization's short season clubs following his retirement midway through the campaign.

Mintz pitched professionally for 12 seasons with Los Angeles, Boston, San Francisco, San Diego, Pittsburgh, and Anaheim after he was originally drafted as a catcher by the Dodgers in the 1990 June Draft. He made his major league debut with the San Francisco Giants on May 18, 1995 and recorded his first career win on June 14, 1995 at Chicago-NL.

Stephen resides in Leland, NC with his wife, Cathi. They have three children: Abby, Hunter, and Jacob.



**TURTLE THOMAS****COACH****BORN** • JAN. 17, 1953 IN HIGH POINT, NC**RESIDES** • MIAMI, FL

Henry "Turtle" Thomas is in his third season with the Rangers and first year as a member of the Down East coaching staff. The long-time college coach was a part of the Hickory staff in 2017 and initially joined the organization as a coach in Spokane for the 2016 campaign.

His jump to the pro ranks followed 39 years as a coach at the collegiate level, including nine years as the head coach at Florida International University. He went 281-240-4 at FIU and led the Panthers to the NCAA regionals three times from 2008-16. Thomas also served as an assistant coach at Arizona State (2007), LSU (2000-06), Miami (1988-99), Georgia Tech (1986-87), and Clemson (1978-85) and was a part of national championship teams at Miami and LSU in 1999 and 2000.

During his tenure at Miami, Thomas recruited future big leaguers Charles Johnson, Alex Fernandez, Alex Cora, and Pat Burrell to the Hurricanes. Thomas recruited and coached 67 Major League Baseball players during his time at the college level. At LSU, Thomas coached current Rangers Assistant General Manager Mike Daly. Thomas was a part of 14 different College World Series teams during his time in the college game.

Thomas was a four-year letterman at catcher, playing two seasons at Campbell (NC) University and two years at High Point (NC) College. He graduated from High Point in 1975 and earned a master's degree from UNC-Greensboro in 1978.

Turtle and his wife, Maria, have three children: Kevin, Kristen, and Keith.

**LUKE TEETERS****ATHLETIC TRAINER****BORN** • DEC. 24, 1990 IN CINCINNATI, OH**RESIDES** • WAVERLY, OH

Teeters is in his fifth year as an athletic trainer in the Texas organization and first season at Down East. Prior to his current assignment, Teeters has been an athletic trainer at several Texas affiliates, including Hickory (2018), Spokane (2016-17), and the Dominican Summer League Rangers (2015). Prior to joining Texas, Teeters completed internships with the Triple-A Omaha Storm Chasers in the Kansas City organization (2014) and the Cincinnati Reds organization (2013).

He graduated from Wilmington College in Ohio with a degree in Athletic Training.

**ADAM NOEL****STRENGTH AND CONDITIONING COACH****BORN** • SEPT. 8, 1989 IN JOPLIN, MO**RESIDES** • ORANGE, CA

Noel joins the Down East staff for his fourth season in the Texas organization. Prior to the Woodies, Noel spent two seasons (2017-18) with Hickory and originally joined Texas in 2016 as a strength and conditioning coach for the AZL Rangers.

Noel was a graduate assistant athletic performance coach at San Jose State University from 2014-15, where he earned a Masters of Art degree in Kinesiology and worked with Olympic Sports. He has also worked as an intern athletic performance coach at UCLA and performance coach at Velocity Sports Performance. The California native graduated from Cal State Fullerton in 2012 with a Bachelors of Science in Kinesiology.



2018 DOWN EAST WOOD DUCKS (HIGH-A) STATISTICS

59-81 (SOUTHERN DIVISION)

1ST HALF: 35-35, 6.0 GB; 2ND HALF: 27-42, 16.5 GB

BATTERS	AVG	G	AB	R	H	2B	3B	HR	RBI	BB	IBB	SO	SB	CS	OBP	SLG	OPS	SF	SAC	HBP	DP	E
Altmann, J.	.222	106	356	49	79	16	1	20	62	45	2	90	6	0	.331	.441	.772	0	0	13	13	6
Clark, L.	.227	62	216	37	49	8	2	9	21	43	1	74	20	4	.367	.407	.774	2	1	6	5	6
Cordero, A.	.262	119	450	39	118	27	2	10	57	18	0	88	1	1	.297	.398	.694	0	0	4	16	17
Davis, B.	.254	117	406	49	103	23	2	6	40	46	0	105	6	2	.334	.365	.699	4	2	5	9	22
Jenkins, E.	.223	85	274	36	61	6	4	1	14	21	1	79	19	5	.282	.285	.567	1	3	2	1	2
Kowalczyk, A.	.247	102	364	44	90	20	1	12	44	41	0	122	5	0	.332	.407	.738	2	0	6	12	9
Leblanc, C.	.274	131	468	65	128	27	4	10	72	56	0	120	7	3	.349	.412	.761	7	0	2	8	27
Novoa, M.	.184	64	223	15	41	6	0	4	15	7	0	56	1	0	.214	.265	.478	2	2	2	8	7
Perez, Y.	.221	43	163	12	36	3	0	4	18	13	1	41	0	1	.281	.313	.594	1	0	1	4	6
Prescott, B.	.221	37	113	23	25	7	0	6	12	9	0	40	5	0	.294	.442	.736	1	1	3	0	3
Rollin, F.	.222	58	189	23	42	6	1	4	13	20	0	34	4	3	.302	.328	.630	3	1	3	4	1
Scott, P.	.198	24	81	7	16	2	2	1	12	6	0	39	1	1	.278	.309	.586	0	0	3	2	1
Taveras, L.	.246	132	521	65	128	16	7	5	48	51	1	96	19	11	.312	.332	.644	1	7	0	6	7
Tejeda, A.	.259	121	467	76	121	17	5	19	74	49	2	142	11	4	.331	.439	.770	3	0	3	9	20
Valencia, R.	.245	47	143	21	35	10	0	3	12	16	0	39	0	0	.319	.378	.697	3	0	1	5	2
Whitley, M.	.175	45	143	11	25	5	2	2	13	12	0	48	1	1	.255	.280	.534	2	1	4	1	1
Team Total	.240	140	4597	574	1101	199	33	116	528	454	7	1222	106	37	.314	.373	.687	32	19	58	103	147

PITCHERS	W-L	ERA	G	GS	CG	SHO	SV	IP	H	R	ER	HR	HB	BB	SO	BK	WP	DP	AVG	AB	TBF	SF	GF	HLD	
Altmann, J.	0-2	10.13	7	0	0	0	0	8.0	13	11	9	2	0	4	1	0	2	1	.371	35	40	0	7	0	
Arredondo, E.	5-2	2.88	11	11	0	0	0	59.1	53	26	19	5	3	11	68	0	1	3	.232	228	243	1	0	0	
Bahr, J.	2-4	5.80	8	8	0	0	0	35.2	42	25	23	4	4	12	32	0	3	7	.292	144	160	0	0	0	
Bass, B.	1-1	2.92	16	0	0	0	1	24.2	28	11	8	0	0	2	10	21	0	2	2	.283	99	113	1	8	1
Beras, J.	3-2	4.33	38	0	0	0	3	54.0	35	32	26	4	6	26	75	1	11	2	.180	194	230	3	22	1	
Bolinger, R.	1-0	1.54	11	0	0	0	0	23.1	14	6	4	3	1	13	18	0	1	2	.179	78	93	1	2	1	
Bruce, S.	5-8	3.05	17	16	1	1	0	94.1	83	38	32	11	7	17	73	0	3	13	.240	346	375	3	1	0	
Eibner, B.	0-1	4.15	3	0	0	0	0	4.1	5	2	2	0	1	1	4	0	0	0	.278	18	20	0	0	0	
Ferguson, T.	0-0	0.00	1	0	0	0	0	1.0	1	0	0	0	0	0	1	0	0	0	.333	3	3	0	1	0	
Fontenot, K.	2-3	3.25	35	1	0	0	1	69.1	71	36	25	4	4	25	58	0	5	9	.264	269	303	3	9	7	
Gose, A.	1-0	1.35	7	0	0	0	0	6.2	6	1	1	0	0	2	6	0	3	2	.250	24	26	0	1	3	
Hernandez, J.	4-2	2.20	10	10	0	0	0	57.1	37	14	14	6	1	17	77	1	1	4	.184	201	219	0	0	0	
Jones, J.	1-1	5.93	10	0	0	0	0	13.2	20	14	9	0	2	9	10	0	1	1	.345	58	70	0	2	1	
Lacy, R.	1-2	4.45	6	6	0	0	0	28.1	26	17	14	1	6	13	27	0	2	5	.250	104	125	1	0	0	
Leal, W.	1-0	1.80	1	1	0	0	0	5.0	3	1	1	1	0	1	4	0	0	0	.167	18	19	0	0	0	
Lebron, D.	0-0	3.00	3	0	0	0	0	6.0	4	2	2	0	0	1	3	0	1	0	.174	23	24	0	1	0	
Lemoine, J.	3-4	2.40	38	0	0	0	4	56.1	48	19	15	6	1	26	54	1	5	4	.229	210	241	1	23	5	
Martinez, E.	5-11	4.01	24	24	0	0	0	137.0	145	74	61	13	8	32	110	0	12	12	.271	536	583	4	0	0	
Matta, S.	0-0	6.75	1	0	0	0	1	1.1	1	1	1	0	0	2	1	1	0	0	.200	5	7	0	1	0	
Matuella, M.	3-5	8.24	20	8	0	0	2	51.1	67	54	47	12	6	21	44	0	6	2	.307	218	251	5	4	1	
Mendez, S.	2-3	3.69	15	8	0	0	1	53.2	51	24	22	3	0	23	41	0	3	5	.250	204	229	1	4	0	
Mendez, Y.	1-2	3.48	5	5	0	0	0	31.0	29	15	12	3	2	6	27	0	0	2	.254	114	123	1	0	0	
Palumbo, J.	1-4	2.67	6	6	0	0	0	27.0	24	16	8	3	3	6	34	1	0	0	.226	106	115	0	0	0	
Pelham, C.	0-0	1.95	23	0	0	0	11	27.2	23	9	6	0	2	13	34	0	7	2	.215	107	123	1	21	0	
Pettibone, A.	0-0	0.00	2	0	0	0	0	3.2	3	0	0	0	0	0	4	0	0	0	.200	15	15	0	0	0	
Phillips, T.	1-0	1.80	1	1	0	0	0	5.0	2	1	1	0	1	2	3	0	0	1	.125	16	19	0	0	0	
Rowland, R.	1-2	8.40	4	3	0	0	0	15.0	24	15	14	0	1	2	10	0	1	0	.364	66	71	2	0	0	
Shortslef, J.	2-1	4.97	20	0	0	0	1	29.0	31	18	16	5	1	12	32	0	1	1	.274	113	129	1	12	2	
St. John, L.	4-3	2.06	29	0	0	0	3	43.2	30	14	10	4	7	15	61	0	2	4	.203	148	174	4	13	6	
Thomas, T.	0-2	2.65	4	3	0	0	1	17.0	11	5	5	0	0	8	13	0	2	1	.186	59	67	0	1	0	
Topa, J.	0-1	19.64	1	1	0	0	0	3.2	7	8	8	2	1	1	4	0	0	0	.412	17	20	1	0	0	
Torres, C.	5-6	3.36	20	9	0	0	0	61.2	65	33	23	3	4	19	55	2	0	4	.261	249	275	1	1	1	
Vivas, S.	0-1	9.95	7	0	0	0	0	12.2	14	14	14	5	1	9	9	1	3	0	.286	49	61	2	1	0	
Weickel, W.	2-8	4.92	19	0	0	0	0	100.2	100	67	55	12	5	34	96	3	5	3	.252	397	444	5	0	0	
Wiper, C.	2-0	3.83	21	0	0	0	1	40.0	47	21	17	2	3	13	39	0	2	3	.290	162	180	0	4	5	
Team Total	59-81	3.90	140	140	1	8	30	1208.1	1163	644	524	114	83	406	1149	11	85	95	.251	4633	5190	42	139	34	

* - Left-handed # - Switch hitter

FRONT OFFICE
COACHES
PLAYERS
2018 REVIEW
OPPONENTS
RECORDS
DEVELOPMENT
MEDIA

HICKORY CRAWDADS // LOW-A

FRONT OFFICE

COACHES

PLAYERS

2018 REVIEW

OPPONENTS

RECORDS

DEVELOPMENT

MEDIA



MATT HAGEN

MANAGER

BORN • JAN. 3, 1980 IN WATSONVILLE, CA

RESIDES • AUSTIN, TX

Hagen is in his 2nd season as Hickory's manager. In his first season with the club, Hagen oversaw a 10-win improvement in the 2nd half, as the Crawdads posted the 2nd-best 2nd half record in the 14-team South Atlantic League. He made his managerial debut with Spokane in 2017, guiding the Indians to the 4th-best record in the Northwest League and a second half division title. Hagen joined the Rangers in 2016 and spent his first season with the organization as a coach on the Hickory staff before moving into a managerial role in 2017.

Prior to the Rangers, Hagen spent three years as the Head Coach at Four Points Baseball in Austin. Upon conclusion of his playing career in 2012, Hagen return to his alma mater Liberty (VA) University as an assistant coach. He also had a stint on the Liberty coaching staff in 2007 and spent three offseasons as a strength coach for Liberty's baseball, men's soccer, and football programs.

Hagen was drafted by the Seattle Mariners in the 12th round of the 2002 June draft and spent time in both the Seattle and San Diego organizations, reaching Double-A Mobile in 2006. Hagen continued his playing career in the independent Frontier and Atlantic Leagues from 2007-12, earning Atlantic League All-Star honors three times. He saw action at first, second, third, catcher, and the outfield throughout his professional career.

Hagen was a First Team All-Big South selection at Liberty University in Virginia, leading the conference in home runs and RBI as a junior. He was a part of Liberty's 2000 Big South Championship team that advanced to the NCAA Tournament. He graduated from Liberty in 2012 with a degree in Sport Management.

Matt and his wife, Keeley, were married in 2016 and reside in Austin.

MANAGERIAL CAREER			—FIRST HALF/FULL SEASON—			—SECOND HALF—		
YEAR	CLUB	LEAGUE	W	L	FINISH	W	L	FINISH
2017	Spokane	Northwest/Rookie	16	22	4th	23	15	a-1st
2018	Hickory	South Atlantic/Low-A	30	38	6th	40	30	2nd
TOTALS			109	105	.509			

a - Lost to Vancouver, 2-0, in semifinals



JARED GOEDERT

HITTING COACH


BORN • MAY 25, 1985 IN CONCORDIA, KS

RESIDES • MANHATTAN, KS

Goedert is in his first season as the hitting coach for Hickory and fourth season overall with the Texas organization. He spent last season as a hitting instructor at Spokane and served in the same capacity with the Arizona League Rangers in 2017. He made his professional coaching debut with Spokane in 2016.

He joined the coaching ranks following a playing career that spanned nine seasons in the Cleveland (2006-12), Pittsburgh (2013), and Toronto (2014) organizations. The Kansas native was selected by Cleveland in the ninth round of the 2006 June Draft out of Kansas State and was named a South Atlantic League All-Star in 2007 when he led all Cleveland farmhands with 27 home runs. Goedert saw action at the Triple-A level in every season from 2010-14.

Goedert was a second-team All-Big 12 Conference selection at Kansas State in 2006 after hitting .337 with 12 home runs and 46 RBI as a junior. He is a 2003 graduate of Concordia (KS) High School, where he was a three-time all-league selection and two-time all-state selection. He was also a three-year letter winner in football, leading the state of Kansas in passing yards as a junior. Goedert returned to Kansas State and graduated in 2016 with a degree in Finance.



JOSE JAIMES

PITCHING COACH

BORN • JUNE 26, 1984 IN CARACAS, VZ

RESIDES • SURPRISE, AZ

Jaimes begins his 11th full season in the organization and fourth with Hickory. The former Texas farmhand made his stateside coaching debut with the AZL Rangers in 2013 and spent two seasons with Spokane (2014-15) before moving to his current assignment at Hickory. Prior to moving stateside, Jaimes spent four seasons as a pitching coach with the DSL Rangers. In the DSL, Jaimes mentored several young Texas hurlers that would eventually reach the big leagues, including Alexi Ogando, Jose Leclerc, and Yohander Mendez. He began his coaching career during the 2008 campaign with Texas in a dual role as a player and pitching coach in the Arizona League. He was originally signed by the Rangers as a non-drafted free agent on July 2, 2001 and went 12-8, 4.93 over six seasons in the Texas farm system, reaching Low-A Spokane at the

height of his career.

Jose and his wife, Karina, have a daughter, Stephanie (11/2/16).




**JOSHUA JOHNSON****COACH****BORN • JAN. 11, 1986 IN TAMPA, FL****RESIDES • TAMPA, FL**


Johnson joined the Texas organization this past offseason and will serve as a coach on the Hickory staff in 2019. He spent last season as the Infield Coach on the San Diego Padres Major League staff. The appointment to the Padres staff followed 2 seasons as a manager for the Gulf Coast League Nationals in the Washington farm system. He led the GCL Nationals to an East Division title and an appearance in the GCL Championship in 2017.

Johnson, a switch-hitting infielder, played professionally for 12 seasons in the Kansas City (2004-09) and Washington (2010-15) organizations. The Florida native was drafted by the Royals in the 3rd round of the 2004 June Draft out of Middleton (FL) High School. He was an All-American in baseball at Middleton and bypassed a full scholarship to the University of

Texas to sign with the Royals.

**BRONSON SANTILLAN****ATHLETIC TRAINER****BORN • MARCH 11, 1991 IN SAN DIEGO, CA****RESIDES • POWAY, CA**

Santillan is in his third season as a trainer in the Texas farm system and first year with the Crawdads. He spent last year with Spokane and was an athletic trainer with the Arizona League Rangers during his first season in 2017. The Texas A&M graduate spent the 2016 campaign in the Tampa Bay Rays organization as an assistant athletic trainer GCL Rays and High-A Charlotte Stone Crabs. At Texas A&M, Santillan earned a Master of Science in Athletic Training and worked with the baseball, football, and women's soccer teams. He earned his undergraduate degree from California Polytechnic State University and completed an internship with the San Diego Padres in 2013. Santillan also worked with USA Baseball at the 2016 18U team trials in Houston.

**XAVIER SALDANA****STRENGTH AND CONDITIONING COACH****BORN • JAN. 24, 1991 IN RANCHO CUCAMONGA, CA****RESIDES • RANCHO CUCAMONGA, CA**

Saldana joined the Rangers in 2018 and will serve as the strength and conditioning coach at Hickory in his 1st year with the organization. He spent the last two seasons with the Colorado Rockies, working as a strength and conditioning coach with multiple Colorado affiliates. He was with High-A Lancaster last season after working in the same capacity at Short-A Boise in 2017. Saldana's 1st job in baseball was as the strength and conditioning intern in the Dominican Summer League for the Los Angeles Dodgers in 2016. Saldana graduated from California State University-San Bernardino with a degree in Kinesiology-Exercise Science.



2018 HICKORY CRAWDADS (LOW-A) STATISTICS

70-68 (NORTHERN DIVISION)

1ST HALF: 30-38, 10.5 GB; 2ND HALF: 40-30, 6.5 GB

BATTERS	AVG	G	AB	R	H	2B	3B	HR	RBI	BB	IBB	SO	SB	CS	ORP	SLG	OPS	SF	SAC	HBP	DP	E
Aparicio, M.	.214	81	294	37	63	9	5	8	28	16	0	65	4	6	.263	.361	.624	1	0	4	6	7
Dorow, R.	.271	122	431	54	117	28	1	12	61	39	4	119	5	2	.342	.425	.767	5	1	10	4	9
Enright, K.	.224	77	254	25	57	8	0	4	26	19	0	80	5	2	.288	.303	.591	1	0	4	4	9
Gonzalez, P.	.234	92	337	47	79	17	5	12	44	28	0	110	9	5	.296	.421	.718	3	0	3	3	2
Hernandez, Y.	.260	115	361	56	94	12	3	2	40	58	0	65	44	15	.371	.327	.698	2	15	7	12	14
Huff, S.	.241	118	415	53	100	22	3	18	55	23	2	140	9	1	.292	.439	.731	2	0	8	5	5
Inoa, C.	.152	12	33	5	5	2	0	0	1	8	0	6	0	0	.317	.212	.529	0	0	0	0	5
Jacobs, J.	.230	80	257	27	59	12	0	5	25	29	0	80	1	2	.318	.335	.653	1	0	5	6	12
Jenkins, E.	.291	26	103	14	30	1	3	3	15	8	1	32	16	3	.339	.447	.786	1	1	0	0	0
Middleton, C.	.206	26	68	11	14	3	0	2	5	13	0	23	1	0	.333	.338	.672	0	0	0	2	4
Novoa, A.	.322	24	90	11	29	8	0	2	22	5	0	12	0	0	.378	.478	.855	0	0	3	3	2
O'Banion, A.	.191	31	94	12	18	3	1	1	8	9	0	45	1	0	.274	.277	.550	1	0	2	0	4
Pozo, Y.	.264	117	429	45	113	29	2	10	49	27	0	50	0	0	.312	.411	.723	5	0	5	11	5
Ratliff, T.	.216	93	291	39	63	7	0	8	26	35	0	87	1	1	.317	.323	.640	0	0	8	4	12
Reed, T.	.267	97	344	48	92	27	0	18	53	32	0	102	1	0	.343	.503	.846	1	0	8	9	7
Rollin, F.	.296	9	27	6	8	1	0	1	2	5	0	3	8	2	.406	.444	.851	0	0	0	1	0
Scott, P.	.250	73	248	24	62	13	1	6	26	16	0	59	8	1	.310	.383	.693	3	0	7	4	3
Smith, C.	.095	13	42	4	4	1	1	0	2	3	0	19	0	1	.156	.167	.322	0	1	0	1	0
Thompson, B.	.289	84	332	52	96	18	5	8	42	23	1	104	32	0	.344	.446	.790	2	0	6	1	2
Whattley, M.	.211	7	19	3	4	0	0	1	1	2	0	7	2	0	.286	.368	.654	0	0	0	0	0
Team Total	.248	138	4468	573	1107	221	30	121	533	398	8	1208	145	48	.319	.392	.711	28	22	80	78	122

PITCHERS	W-L	ERA	G	GS	CG	SHO	SV	IP	H	R	ER	HR	HB	BB	SO	BK	WP	DP	AVG	AB	TBF	SF	GF	LD
Advocate, J.	1-0	4.01	23	0	0	0	5	42.2	38	19	19	4	1	11	45	0	3	0	.234	161	177	1	11	2
Alexy, A.	6-8	3.58	22	20	0	0	0	108.0	89	50	43	5	8	52	138	0	5	9	.229	388	452	3	0	0
Anderson, R.	8-6	3.22	23	19	1	0	0	117.1	102	55	42	2	4	30	102	1	17	12	.231	442	480	3	0	1
Barlow, J.	3-3	1.68	38	0	0	0	8	59.0	22	14	11	3	0	41	91	0	8	1	.118	187	238	2	23	7
Beltre, D.	1-0	6.75	8	0	0	0	0	9.1	8	8	7	1	2	7	13	4	0	0	.222	36	45	4	0	0
Bolinger, R.	0-0	0.00	1	0	0	0	0	1.0	1	0	0	0	0	0	0	0	0	0	.333	3	3	0	0	0
Bremer, N.	5-7	4.20	17	17	1	0	0	81.1	94	42	38	8	1	25	69	0	6	10	.298	315	347	1	0	0
Casanova, J.	4-4	2.78	27	8	0	0	3	71.1	69	30	22	8	2	30	55	1	6	2	.253	273	308	1	7	1
Crouse, H.	0-2	2.70	5	5	0	0	0	16.2	18	9	5	1	1	8	15	0	1	1	.273	66	76	0	0	0
Dease, R.	1-0	0.00	1	1	0	0	0	5.0	5	0	0	0	0	0	3	0	0	0	.263	19	19	0	0	0
Eubanks, A.	8-6	5.38	24	16	0	0	0	112.0	126	70	67	12	6	30	106	1	4	9	.283	446	488	5	2	0
Evans, D.	4-1	1.77	35	0	0	0	9	56.0	28	11	11	1	1	27	103	0	10	1	.169	188	220	2	23	3
Ferguson, T.	0-0	5.06	13	0	0	0	1	16.0	11	12	9	0	2	12	13	0	9	2	.258	58	72	0	9	0
Heffel, D.	4-3	5.71	24	4	0	0	0	58.1	69	39	37	5	2	13	49	0	11	3	.294	233	252	2	11	0
Kuzia, J.	1-3	4.35	31	0	0	0	2	60.0	68	37	29	4	4	21	60	0	7	9	.288	236	263	1	12	3
Leal, W.	0-2	5.00	2	2	0	0	0	9.0	14	6	5	0	1	2	11	0	0	0	.400	35	40	2	0	0
Mendez, S.	3-4	1.66	17	0	0	0	2	38.0	24	10	7	0	1	10	30	1	4	2	.179	134	148	1	12	1
Mendoza, A.	0-0	0.00	1	0	0	0	0	3.0	2	0	0	0	0	1	1	0	0	0	.200	10	11	0	0	0
Middleton, C.	0-0	0.00	1	0	0	0	0	1.0	1	0	0	0	0	0	1	0	0	0	.250	4	5	0	1	0
Perez, M.	0-0	0.00	1	1	0	0	0	5.0	2	0	0	0	0	0	9	0	0	0	.118	17	17	0	0	0
Phillips, T.	11-5	2.67	22	22	1	0	0	128.0	117	41	38	4	3	14	124	0	13	6	.239	490	512	5	0	0
Speas, A.	2-0	2.20	20	0	0	0	6	28.2	16	10	7	1	0	21	49	0	5	1	.155	103	124	0	11	1
Thomas, T.	0-2	4.15	3	3	0	0	0	13.0	8	6	6	2	0	4	14	0	1	0	.170	47	51	0	0	0
Thompson, T.	7-11	4.93	23	20	0	0	0	111.1	118	75	61	21	5	44	74	2	9	4	.274	431	495	8	1	0
Vivas, S.	0-0	7.30	7	0	0	0	1	12.1	14	10	10	1	0	7	16	0	1	0	.280	50	60	2	3	1
Zawadzki, G.	1-1	7.00	8	0	0	0	1	9.0	9	7	7	1	2	5	5	0	1	1	.265	34	42	0	5	0
Team Total	70-68	3.68	138	138	3	7	38	1172.1	1073	561	480	84	46	416	1197	7	125	76	.244	4406	4945	39	135	20

* - Left-handed # - Switch hitter

FRONT OFFICE

COACHES

PLAYERS

2018 REVIEW

OPPONENTS

RECORDS

DEVELOPMENT

MEDIA

SPOKANE INDIANS // SHORT-A

FRONT OFFICE

COACHES

PLAYERS

2018 REVIEW

OPONENTS

RECORDS

DEVELOPMENT

MEDIA



KENNY HOOK

MANAGER

BORN • JULY 6, 1975 IN HOUSTON, TX

RESIDES • KANSAS CITY, MO

Hook takes the managerial reins in Spokane for the 2019 campaign, his first season as a manager at the professional level. He spent his first five seasons in the Texas organization as a hitting instructor, coaching at several Texas affiliates. Hook spent the 2018 season mentoring the hitters at Down East following stints at Hickory (2017), Spokane (2016), and the Arizona League Rangers (2014-15).

The Texas native has 16 years of coaching experience, including 9 years at the college level. Prior to Texas, he spent three seasons with the Kansas City T-Bones of the independent American Association, including two years as manager from 2012-13. In 2011, he was the hitting coach for the T-Bones and the assistant head coach at Maple Woods Community College. His other stops at the collegiate level include Benedictine College and Odessa College. He played collegiately for Crowder College in Neosho, MO and Benedictine College in Atchinson, KS. Hook played professionally for the Amarillo Dillas from 1997-2000 and was a part of their 1999 Texas-Louisiana championship club. He was also a player/coach at Rio Grande Valley in 2002.

He and his wife, Heather, have a son, Maximus.



SALOMON MANRIQUEZ

HITTING COACH

BORN • SEPT. 15, 1982 IN VALENCIA, VZ

RESIDES • SURPRISE, AZ

Manriquez returns to the Spokane staff in 2019 as hitting coach. He spent the last four seasons as a hitting instructor for the Arizona League Rangers and began his coaching career as a member of the Spokane staff in 2014.

Manriquez played 14 seasons at the minor league level after he was signed by the Montreal Expos as a non-drafted free agent in 1999. The former minor league catcher spent the entire 2007 campaign with Double-A Frisco, batting .275 with a career-best 16 home runs. In addition to the Rangers, Manriquez also spent time in the Montreal/Washington and New York Mets minor league systems. He finished his career in the independent and Mexican Leagues during the 2012 and 2013 seasons.

He and his wife, Lori, have one son, Kevin.



HENDERSON LUGO


PITCHING COACH

BORN • SEPT. 15, 1984 IN VALENCIA, VZ

RESIDES • GUACARA, VZ

Lugo is in his first season as the pitching coach at Spokane and seventh season overall with the Rangers. He spent the last three seasons as a pitching coach at the Arizona complex and mentored pitchers with the DSL Rangers for three seasons from 2013-15. Lugo's coaching career began in the St. Louis organization, working as a pitching coach with the Dominican Summer League Cardinals (2008), Venezuelan Summer League Cardinals (2009), and Gulf Coast League Cardinals (2010).

He transitioned to a coaching role with Cardinals following three seasons as a pitcher in their minor league system. He pitched stateside with the Johnson City Cardinals in the Appalachian League in 2006, going 1-4 with a 3.50 ERA over 21 games/3 starts. Lugo has also worked as a bullpen coach for Caribes de Anzoategui in the Venezuelan Winter League during previous off-seasons.



CODY ADEN

PITCHING COACH

BORN • MARCH 15, 1993 IN RENTON, WA

RESIDES • SURPRISE, AZ

Aden is in his second season in the Texas organization and 1st as a pitching coach on the Spokane staff. He joined the Rangers in 2018 after 5 years with Driveline Baseball in Kent, WA from 2014-18. During that same period, Aden was a baseball coach at his alma mater Puyallup High School (2013-16). He also served on the coaching staff of the Seattle Studs (2015-17), a semi-professional/collegiate baseball team in the greater Seattle, WA area.



ED YONG

STRENGTH AND CONDITIONING COACH

BORN • AUG. 12, 1978, HONOLULU, HI

RESIDES • DALY CITY, CA

Yong begins his 11th season with the Texas organization as the strength and conditioning coach for Spokane, where he has been named the Northwest League's Strength & Conditioning Coach of the Year for five of the last nine seasons from 2010-13 and 2015. Prior to joining the Indians, he spent the 2008 campaign as the strength and conditioning coordinator for the Chinese Olympic Baseball Team, in preparation for the 2008 Beijing Summer Olympics. From 2004-07, Yong served four seasons as a minor league strength and conditioning coach in the Arizona Diamondbacks system, with stints at Single-A South Bend, Double-A Tennessee (two seasons) and Triple-A Tucson.

Yong earned a B.S. from Arizona State University in 2000, and later received a masters degree in health sciences from A.T. Still University at Arizona School of Health Sciences in 2008. He has certifications from both the National Strength and Conditioning Association (Strength and Conditioning Specialist) and the National Academy of Sports Medicine (Performance Enhancement and Corrective Exercise Specialist). Yong completed a 200-hour Yoga Teacher Training at Moksha Yoga PHX and is a Registered Yoga Teacher through Yoga Alliance. He also holds a certification for Pilates instruction through Balanced Body Pilates.

He and his wife, Tammie, reside in Daly City, CA with son Braydon and daughter Kyra.



2018 SPOKANE INDIANS (SHORT-A) STATISTICS

3B-38 (NORTH DIVISION)

1ST HALF: 16-22, 4.0 GB; 2ND HALF: 22-16, 1.0 GB

DEFEATED EVERETT 2-1 IN SEMIFINALS; LOST TO EUGENE 2-1 IN FINALS

BATTERS	AVG	G	AB	R	H	2B	3B	HR	RBI	BB	IBB	SO	SB	CS	OBP	SLG	OPS	SF	SAC	HBP	DP	E
Aparicio, M.	.244	11	45	5	11	1	0	1	4	1	0	8	0	1	.250	.333	.583	2	0	0	1	1
Apostel, S.	.351	12	37	7	13	1	0	1	10	9	0	8	0	1	.469	.459	.929	2	0	1	1	0
Arias, D.	.366	61	224	43	82	15	2	3	44	33	2	39	5	1	.451	.491	.942	3	0	4	8	8
Biggers, J.	.260	39	154	26	40	6	1	1	20	18	0	29	6	3	.341	.331	.672	2	0	2	1	5
Depreta-Johnson, T.	.230	46	152	20	35	8	0	0	5	20	0	30	1	1	.330	.283	.612	1	1	3	3	8
Dixon, T.	.207	27	92	9	19	3	1	0	7	11	0	27	4	1	.311	.261	.572	0	0	3	1	2
Gardner, T.	.247	51	186	23	46	6	1	5	30	17	0	47	6	3	.309	.371	.680	3	0	1	1	0
Inoa, C.	.255	46	161	14	41	8	0	2	13	15	0	33	3	3	.337	.342	.679	0	1	5	2	10
Joseph, S.	.205	59	205	26	42	7	0	11	30	11	0	86	0	4	.264	.400	.664	4	0	7	3	2
Kapers, S.	.164	23	73	7	12	6	0	1	6	5	0	15	0	1	.274	.288	.561	0	0	6	3	2
Martinez, J.	.252	60	234	49	59	9	5	8	21	34	0	69	11	6	.351	.436	.786	1	2	2	1	5
McReynolds, J.	.223	47	184	23	41	9	1	2	13	11	0	64	2	1	.285	.315	.600	0	2	5	1	5
Mendoza, K.	.231	13	68	4	9	2	0	0	5	3	0	5	0	0	.295	.282	.578	1	0	1	2	0
O'Banion, A.	.103	21	39	5	7	2	0	2	6	11	0	24	1	0	.235	.221	.455	1	0	1	1	1
Quiroz, I.	.224	37	107	15	24	7	0	4	15	15	0	42	0	0	.333	.402	.735	1	0	3	0	2
Ricciastro, O.	.119	13	42	3	5	1	0	2	3	1	0	25	0	0	.178	.286	.463	0	0	2	1	1
Terry, C.	.337	67	246	51	83	17	2	15	60	32	3	64	1	1	.434	.606	1.040	1	0	11	8	4
Ventura, F.	.227	37	141	16	32	6	0	5	22	14	0	37	0	0	.295	.376	.671	1	0	0	4	2
Ventura, J.	.111	10	36	1	4	1	0	0	1	2	0	10	0	0	.158	.139	.297	0	0	0	0	2
Viera, H.	.260	38	127	17	33	4	0	0	14	21	0	38	3	4	.360	.291	.651	2	1	0	1	6
Team Total	.250	76	2553	364	638	119	13	63	329	284	5	700	43	31	.335	.381	.716	25	7	57	43	77

PITCHERS	W-L	ERA	G	GS	CG	SHO	SV	IP	H	R	ER	HR	HB	BB	SO	BK	WP	DP	AVG	AB	TBF	SF	GF	HLD
Bass, B.	0-0	0.00	4	0	0	0	0	6.0	1	0	0	0	1	1	3	0	0	0	.053	19	21	0	1	2
Bolinger, R.	0-3	3.14	7	1	0	0	0	14.1	18	7	5	0	2	3	20	1	3	2	.321	56	62	1	4	0
Chandler, S.	0-0	1.27	17	0	0	0	3	21.1	16	6	3	0	2	8	22	0	4	2	.208	77	88	0	7	6
Clase, E.	1-1	0.64	22	0	0	0	12	28.1	16	4	2	0	0	6	27	0	0	2	.163	98	105	0	18	1
Crouse, H.	5-1	2.37	8	8	0	0	0	38.0	25	11	10	2	0	11	47	0	4	1	.179	140	151	0	0	0
Dease, R.	5-4	5.34	12	11	0	0	0	55.2	79	36	33	9	2	11	39	2	5	.341	232	249	3	0	0	
Eibner, B.	1-1	0.00	5	0	0	0	0	7.2	5	1	0	0	1	2	7	0	0	3	.200	25	28	0	1	0
Engler, S.	3-6	5.87	13	9	0	0	0	53.2	58	36	35	7	3	24	49	0	4	3	.276	210	240	2	1	0
Evelb, B.	0-1	2.81	14	0	0	0	0	16.0	11	6	5	1	1	9	15	1	3	0	.196	56	68	2	3	2
Gonzalez, C.	0-0	0.00	1	1	0	0	0	5.0	0	0	0	0	0	0	4	0	0	0	.000	15	15	0	0	0
Gonzalez, K.	0-0	13.50	3	0	0	0	0	2.0	5	4	3	0	0	3	2	0	2	0	.417	12	15	0	2	0
Keith, K.	0-2	4.24	14	0	0	0	1	17.0	25	12	8	1	0	7	18	0	9	0	.313	80	88	0	3	3
King, J.	0-0	6.00	1	1	0	0	0	3.0	5	2	2	0	0	1	0	2	0	0	.357	14	15	0	0	0
Latz, J.	6-2	3.93	13	13	0	0	0	71.0	63	39	31	4	4	24	67	1	9	3	.232	271	301	1	0	0
Leal, W.	3-3	5.90	13	4	0	0	0	29.0	35	21	19	3	3	9	37	0	0	0	.297	118	130	0	2	1
Lebron, D.	0-0	0.61	7	0	0	0	0	14.2	8	1	1	0	2	5	16	0	1	1	.157	51	58	0	0	3
Linarez, J.	0-1	9.00	1	0	0	0	0	2.0	3	2	2	0	0	1	4	0	0	0	.333	9	10	0	0	0
Mendoza, K.	0-0	0.00	1	0	0	0	0	1.2	1	0	0	0	0	2	3	1	0	0	.143	7	9	0	0	1
Meyer, R.	0-2	6.06	13	0	0	0	0	16.1	21	12	11	2	2	3	17	0	4	2	.304	69	74	0	3	2
Moore, X.	0-1	5.73	8	0	0	0	0	11.0	12	7	7	2	1	6	13	2	1	0	.286	42	49	0	5	0
Nordin, S.	4-1	3.82	13	12	0	0	0	68.1	63	31	29	7	3	14	79	1	9	4	.244	258	280	4	1	0
Pettibone, A.	0-1	0.87	8	0	0	0	0	10.1	9	3	1	1	0	2	6	0	0	0	.231	39	41	0	3	3
Robertson, W.	2-1	1.53	14	0	0	0	0	17.2	18	6	3	0	0	8	13	0	2	5	.269	67	75	0	4	3
Rodriguez, Y.	3-0	1.82	4	4	0	0	0	24.2	22	6	5	2	1	5	27	0	1	2	.229	96	102	0	0	0
Rosario, L.	0-1	19.29	1	0	0	0	0	2.1	8	7	5	0	0	1	1	0	1	0	.500	16	17	0	0	0
Sanburn, C.	0-1	7.45	9	0	0	0	0	9.2	11	9	8	2	1	7	11	0	0	0	.275	40	48	0	5	2
Suarez, S.	0-1	5.40	7	0	0	0	0	11.2	8	8	7	1	2	6	8	0	1	1	.200	40	49	0	3	0
Tiedemann, T.	3-2	4.84	13	12	0	0	0	57.2	51	36	31	3	12	35	49	0	6	4	.232	220	270	1	0	0
Uvila, C.	1-0	1.42	19	0	0	0	3	31.2	13	7	5	1	2	15	48	0	2	1	.127	102	123	3	4	4
Ventura, J.	0-1	---	1	0	0	0	0	0.0	1	1	0	0	0	2	0	0	0	0	1.000	1	3	0	1	0
Villegas, F.	0-1	5.00	14	0	0	0	0	18.0	14	10	10	1	1	14	17	1	1	2	.230	61	78	2	5	4
Team Total	38-38	3.80	76	76	0	4	19	665.2	625	331	281	49	47	244	671	6	70	44	.246	2541	2862	19	76	37

* - Left-handed # - Switch hitter

FRONT OFFICE

COACHES

PLAYERS

2018 REVIEW

OPPONENTS

RECORDS

DEVELOPMENT

MEDIA

ARIZONA RANGERS // ROOKIE

FRONT OFFICE

COACHES

PLAYERS


2018 REVIEW

OPPONENTS

RECORDS

DEVELOPMENT

MEDIA



CARLOS CARDOZA

MANAGER

BORN • JAN. 19, 1987 IN SAN JUAN, P.R.

RESIDES • DALLAS, TX

Cardoza moves stateside in his fourth year with the Rangers and will manage the Arizona League Rangers in 2019. Cardoza spent the last three seasons as the manager of the Rangers Dominican Summer League entries. Under Cardoza, the DSL Rangers1 amassed a 141-71 (.665) record and reached the DSL Championship Series twice. The Puerto Rico native joined the organization in July 2015 and coached a group of Texas prospects in the Dominican Parallel League.

Cardoza was hired by Texas following two years as the head coach at his alma mater, Decatur HS in Georgia. Cardoza played two years at Georgia State and two years at Armstrong Atlantic State, where he was a gold glove second baseman and All-Peach Belt Conference choice. He also played a year of professional baseball in the Puerto Rican Federation League.

His father, Carlos F. Cardoza, teaches at SMU's Perkins School of Theology. His grandfather, Carlos, also played in Puerto Rico.

MANAGERIAL CAREER

—FIRST HALF/FULL SEASON—

—SECOND HALF—

YEAR	CLUB	LEAGUE	W	L	FINISH	W	L	FINISH
2016	DSL Rangers	Dominican/R	51	19	a-1st			
2017	DSL Rangers	Dominican/R	42	28	2nd			
2018	DSL Rangers	Dominican/R	48	24	b-1st			
TOTALS			141	71	.665			

a-Defeated DSL Red Sox2, 2-1, in semifinals; Lost to DSL Red Sox1, 3-1, in championship. b-Defeated DSL Cardinals Blue, 2-0, in quarterfinals; Defeated DSL Rockies, 2-0, in semifinals; Lost to DSL Rays1, 3-2, in championship.



CHAD COMER

HITTING COACH

BORN • AUG. 29, 1988 IN FORT WORTH, TX

RESIDES • MANSFIELD, TX

Comer returns stateside in 2019 as a hitting instructor at the organization's Arizona complex. He spent the last three seasons with the Dominican Summer League Rangers as a hitting coach. Comer originally joined the Texas organization as a coach on the Hickory staff in 2015. The former University of Texas at Arlington standout played two seasons in the Atlanta Braves organization, concluding his playing career with High-A Lynchburg in 2012. He was drafted by the Braves in the 29th round of the 2011 June Draft following four seasons at UTA. Comer was a three-time All-Southland Conference selection and four year starter for the Mavericks, finishing his college career in the top 10 of several UT Arlington career categories. The Mansfield resident garnered All-District 4-5A and All-Area honors at Mansfield High School.



ERIC DORTON

HITTING COACH

BORN • DEC. 17, 1989 IN CHAMPAIGN, IL

RESIDES • SURPRISE, AZ

Dorton joined the AZL Rangers staff in 2019, his 1st coaching job at the pro level. He has extensive experience at the collegiate level, most recently at Lamar (CO) CC this past fall. Dorton's other stops in college baseball include Cloud County (KC) CC (2016-18), Tarleton State (2015-16), and West Texas A&M (2012-13 and 2014-15). He has also been very active in summer leagues at both the high school and collegiate level, coaching at the Amarillo Baseball Academy in 2013 and 2014. During the summer from 2015-17, Dorton coached for the Swift Current Indians/57s in the Western Major Baseball League of Canada. Dorton was an all-region and all-conference selection as a centerfielder at West Texas A&M. Originally from Alamogordo, NM, Dorton earned first-team all-state honors as a senior and was

the #1 ranked player in the New Mexico in the 2008 class.



BRYAN CONGER

PITCHING COACH

BORN • OCT. 12, 1971 IN BARTLESVILLE, OK

RESIDES • STEPHENVILLE, TX

Conger moves to the pro ranks with the AZL Rangers in 2019 following 20 seasons as a coach at the collegiate level. Has spent the last 10 seasons as the head coach at Tarleton State University, elevating the program to national prominence. Under Conger, the Texans won the school's first-ever Lone Star Conference regular season championship in 2013 and have gone on to capture the title in 3 of the last 6 seasons. He has also been the head coach for 3 of the school's 4 NCAA regional appearances in 2011, 2014, and 2018. Tarleton also made its debut in the national polls under Conger in 2011, and have since been nationally ranked in 5 of the last 8 seasons. Prior to Tarleton, Conger served as a coach at the University of Utah (2003-08), Cloud (KS) CC, and Lamar (CO) CC. He had 34 players drafted by MLB during his coaching career, including current

Rangers Special Assistant Brandon McCarthy.

Conger was a pitcher at Tarleton from 1991-95 and was named the team's Most Valuable Pitcher in 1995. He spent 2 years as a professional player with Pine Bluff in the Texas-Louisiana League before returning to Tarleton to begin his coaching career.

Bryan and his wife, Melanie, have 3 children: sons Maddux and Jacoby, and daughter, Kaleigh. Maddux is currently a pitcher in the Detroit Tigers organization and Kaleigh is a volleyball player at Tarleton.



SEAN CASHMAN

PITCHING COACH

BORN • SEPT. 9, 1987 IN BELLEVILLE, NJ

RESIDES • CHANDLER, AZ

Cashman joined the Texas organization in 2019 and will spend his 1st season working with the pitchers on the Arizona League Rangers staff. He joins the Rangers after one season as a quality control analyst on the Arizona State University staff. Cashman returned to coaching with the Sun Devils after serving as President of Cashman, Kihn, and Associates from 2013-17. His company worked privately with over 30 Major League Baseball draft picks from around the country, including 2018 Texas first round pick Cole Winn. Cashman has over 10 years of coaching experience at the college level, including 3 years as the head coach at Saint Peter's (NJ) University from 2011-13. He also served as an assistant coach with Temple (PA) U. (2009-11) and Ocean County (NJ) College (2008-09). Sean's uncle, Bob Stanley, was a two-time All-Star over 13

Major League seasons with the Boston Red Sox and has 30 years of experience as a minor league pitching instructor.



**GUILDER RODRIGUEZ****COACH****BORN • OCT. 20, 1987 IN BARQUISIMETO, VZ****RESIDES • BARQUISIMETO, VZ**

Rodriguez is in his third season as a member of the Arizona League Rangers coaching staff. The former Rangers infielder retired following the 2015 campaign and spent the 2016 season on the coaching staff of the DSL Rangers. The Venezuela native joined the coaching ranks in 2016 following a playing career that spanned 14 seasons. Rodriguez made his major league debut with the Rangers in 2014 after 1,095 games and 13 seasons at the minor league level. He debuted on 9/9/14 vs. the Los Angeles Angels at 31 years, 45 days old, the 3rd-oldest player (and oldest position player) in Rangers history at the time of his major league debut. Each of his major league hits came in his lone start at 3rd base on 9/22/14 vs. HOU, going 2-for-3 with a run and RBI. In his first plate appearance in that game, Rodriguez lined a single to left field and later added a tie-breaking RBI single in the 7th. Rodriguez spent six seasons in the Texas organization, earning Texas League All-Star honors twice. He was originally signed by the Brewers as a non-drafted free agent on May 19, 2001 and played eight seasons in the Brewers farm system before he was selected by Texas in the minor league phase of the Rule 5 draft on December 11, 2008.

DERRICK DECKER**ATHLETIC TRAINER****BORN • SEPT. 15, 1992 IN APPLETON, WI****RESIDES • SURPRISE, AZ**

Decker joins the Arizona League Rangers in 2019 after spending his first season with the organization as an athletic trainer for the Dominican Summer League Rangers. Prior to the Rangers, Decker spent two years as a graduate assistant at the University of Missouri, earning a Masters of Education in Counseling Psychology. Decker did his undergraduate work at Ball State University, where he obtained a Bachelor of Science in Athletic Training. The Wisconsin native has also completed internships in the NFL with the Indianapolis Colts (2014) and Carolina Panthers (2017).


**CHANDLER GELLER****STRENGTH AND CONDITIONING COACH****BORN • MARCH 28, 1991 IN AUSTIN, TX****RESIDES • AUSTIN, TX**

Geller is in his third season as the Strength and Conditioning Coach for the Arizona League Rangers. He joined Texas after one and a half years as an Assistant Strength and Conditioning Coach at Clemson University, working with the men's tennis, men's golf, and baseball teams. Prior to Clemson, Geller worked as a Graduate Strength and Conditioning Coach at his alma mater, Ohio University, while earning a Master's in Recreation Sports Sciences Coaching Pedagogy. Geller was a four-year member of the Bobcat baseball team from 2010-14 and earned a Bachelor of Science in Communication degree and a Coaching Education Minor from Ohio. He holds certifications from both the National Strength and Conditioning Association (Certified Strength and Conditioning Specialist) and USA Weightlifting (USAW-L1).

**STOSH HOOVER****COORDINATOR, ARIZONA OPERATIONS****BORN • SEPT. 9, 1985 IN PHOENIX, AZ****RESIDES • PHOENIX, AZ**

Hoover begins his ninth season in the Texas organization and fifth as the Coordinator of Arizona Operations. In his current role, Hoover handles the day-to-day operations of the club's spring facility in Surprise and oversees the organization's onboarding program that helps first-year players assimilate to professional baseball. He ran the day-to-day operations at the club's complex in the Dominican Republic for three seasons from 2012-14. Hoover originally joined the organization as a comprehensive baseball operations intern for the 2011 season.

The Phoenix native graduated from Trinity University in San Antonio, Texas with a double major in Business and Spanish. He played shortstop on the Tigers baseball team throughout his time at Trinity.

**JOSHUA MORGAN**
CLUBHOUSE MANAGER

2018 ARIZONA LEAGUE RANGERS (ROOKIE) STATISTICS

2B-27 (WEST DIVISION)

1ST HALF: 14-14, 4.0 GB; 2ND HALF: 14-13, 5.0 GB

DEFEATED AZL INDIANS IN QUARTERFINALS; LOST TO AZL CUBSI IN SEMIFINALS

BATTERS	AVG	G	AB	R	H	2B	3B	HR	RBI	BB	IBB	SO	SB	CS	OBP	SLG	OPS	SF	SAC	HBP	DP	E
Almonte, J.	.194	11	31	8	6	1	0	0	1	9	1	14	1	0	.405	.226	.631	0	0	2	0	0
Anderson, R.	.250	37	136	26	34	7	2	3	17	8	0	27	8	1	.306	.397	.703	0	0	3	0	0
Biggers, J.	.000	1	4	0	0	0	0	0	0	0	1	1	0	1	.200	.000	.200	0	0	0	0	0
Cardona, J.	.444	3	9	4	4	3	1	0	4	2	0	0	1	0	.500	1.000	1.500	1	0	0	0	0
Chavez, F.	.306	45	173	30	53	7	2	2	31	19	0	37	23	6	.378	.405	.782	2	0	2	3	8
Clark, L.	.333	3	6	3	2	0	0	0	0	3	0	2	2	0	.556	.333	.889	0	0	0	0	0
Dixon, T.	.125	2	8	1	1	0	0	0	0	0	0	2	0	0	.125	.125	.250	0	0	0	0	0
Easley, J.	.287	42	157	34	45	6	0	0	16	27	0	41	22	4	.389	.325	.714	1	1	0	2	14
Enright, K.	.308	4	13	2	4	1	0	1	4	1	0	6	2	0	.400	.615	1.015	0	0	1	0	0
Garcia, D.	.269	34	119	10	32	8	0	1	20	9	0	26	0	1	.320	.361	.682	0	1	0	4	3
Gutierrez, B.	.261	38	115	19	30	8	2	2	13	15	0	31	1	0	.348	.417	.766	1	0	1	3	0
Izriary, K.	.195	17	41	8	8	1	1	0	2	8	0	10	1	1	.320	.268	.588	1	1	0	0	0
Kapers, S.	.375	2	8	0	3	1	0	0	1	0	0	0	0	1	.375	.500	.875	0	0	0	0	0
Mack, M.	.121	14	33	3	4	0	0	0	1	3	0	17	1	1	.237	.121	.358	0	1	2	0	0
Martinez, S.	.336	45	146	21	49	9	1	2	21	17	0	40	2	4	.413	.452	.865	1	0	3	4	4
McKisic, M.	.100	24	70	10	7	2	0	0	2	13	0	41	3	0	.256	.129	.384	1	1	2	1	2
Mejia, L.	.100	12	30	5	3	0	0	0	0	7	0	14	6	0	.308	.100	.408	0	0	2	0	0
Morales, M.	.288	38	139	23	40	15	0	7	32	14	1	33	1	1	.354	.547	.901	3	0	2	6	4
Morgan, J.	.100	4	10	1	1	0	0	0	1	2	0	2	0	0	.308	.100	.408	0	0	1	0	0
Noonan, N.	.000	1	2	0	0	0	0	0	0	2	0	1	0	1	.500	.000	.500	0	0	0	0	0
Ornelas, J.	.302	48	172	34	52	10	4	3	28	25	0	41	15	5	.389	.459	.848	4	0	2	2	10
Pena, Y.	.158	10	38	3	6	2	0	0	5	2	0	7	2	0	.200	.211	.411	0	0	0	1	5
Perez, Y.	.200	3	10	0	2	0	0	0	1	2	0	5	0	0	.333	.200	.533	0	0	0	0	0
Pichardo, R.	.190	7	21	2	4	0	0	0	3	4	0	8	0	0	.320	.190	.510	0	0	0	0	1
Ricumstrick, O.	.236	20	72	13	17	2	1	2	8	7	0	32	4	1	.317	.375	.692	1	0	2	0	2
Smith, C.	.000	2	3	0	0	0	0	0	0	2	0	3	0	1	.400	.000	.400	0	0	0	0	0
Taylor, K.	.155	28	84	14	13	3	2	2	8	5	1	41	6	0	.228	.310	.538	0	0	3	1	0
Valdez, F.	.263	35	114	13	30	5	4	3	20	12	0	33	5	4	.336	.456	.792	1	0	1	1	2
Valentin, X.	.149	16	47	1	7	2	2	1	5	1	1	23	1	0	.163	.340	.504	1	0	0	1	2
Team Total	.252	55	1811	288	457	93	22	29	244	220	4	538	107	33	.340	.376	.716	18	5	29	29	69

PITCHERS	W-L	ERA	G	GS	CG	SHO	SV	IP	H	R	ER	HR	HB	BB	SO	BK	WP	DP	AVG	AB	TBF	SF	GF	LD
Baker, B.	0-0	3.38	4	0	0	0	0	5.1	4	3	2	0	0	5	9	0	2	0	.222	18	24	1	1	0
Benjamin, W.	0-0	0.00	3	3	0	0	0	7.0	3	0	0	0	0	1	9	0	0	0	.136	22	23	0	0	0
Bice, D.	0-0	0.00	4	0	0	0	2	3.1	1	0	0	0	0	1	4	0	0	0	.091	11	12	0	3	0
Castillo, J.	0-1	10.24	11	0	0	0	0	9.2	15	13	11	0	3	13	8	0	6	2	.366	41	58	1	0	2
Castro, R.	0-2	10.80	3	0	0	0	0	5.0	6	8	6	1	2	3	6	0	1	0	.300	20	27	1	0	0
Cody, K.	0-0	0.00	2	2	0	0	0	5.0	2	0	0	0	0	1	9	0	0	0	.118	17	18	0	0	0
Cohen, T.	2-0	4.96	15	0	0	0	2	16.1	17	10	9	1	2	6	15	0	5	1	.283	60	69	0	7	2
Cruz, E.	0-0	19.06	4	0	0	0	0	5.2	15	12	12	0	0	6	6	0	3	0	.484	31	38	1	0	0
Eibner, B.	0-0	3.00	3	0	0	0	0	3.0	1	1	1	1	0	1	5	0	1	0	.100	10	11	0	0	0
Encarnacion, E.	3-1	4.44	14	0	0	0	1	24.1	22	12	12	4	0	12	26	0	4	1	.239	92	105	0	2	1
Gonzalez, C.	1-0	0.00	2	1	0	0	0	5.0	2	0	0	0	0	0	4	0	0	0	.118	17	17	0	0	0
Gonzalez, K.	0-0	0.00	1	0	0	0	0	1.0	0	0	0	0	0	2	2	0	0	0	.000	3	5	0	0	0
Javier, J.	0-0	2.57	2	2	0	0	0	7.0	4	2	2	0	0	1	12	0	0	0	.160	25	26	0	0	0
Jones, J.	0-0	2.25	2	2	0	0	0	4.0	3	1	1	0	0	0	1	3	0	0	.200	15	16	0	0	0
King, J.	0-0	5.40	1	1	0	0	0	1.2	3	2	1	0	0	1	1	0	0	0	.375	8	9	0	0	0
Layne Jr., B.	1-1	1.63	10	5	0	0	1	27.2	22	10	5	1	0	4	36	0	6	2	.212	104	109	0	1	1
Linares, J.	3-2	3.67	11	8	0	0	0	49.0	39	21	20	2	1	15	55	4	4	6	.217	180	197	0	2	0
McDowell, T.	2-0	9.37	11	0	0	0	0	16.1	18	18	17	1	2	10	9	0	5	1	.273	66	79	0	3	0
Mendoza, K.	2-1	2.38	3	2	0	0	0	11.1	11	3	3	0	0	2	6	15	0	1	.275	40	49	1	0	0
Moore, X.	0-0	4.70	5	0	0	0	0	7.2	8	5	4	0	0	4	8	1	2	0	.258	31	36	1	1	0
Morris, C.	0-0	67.50	4	0	0	0	0	0.2	2	5	5	0	0	1	8	0	0	6	.500	4	13	0	0	0
Nunez, J.	1-2	6.75	4	2	0	0	0	12.0	15	9	9	3	0	0	18	0	0	0	.294	51	52	0	0	0
Palumbo, J.	0-0	4.00	3	3	0	0	0	9.0	5	4	4	1	1	1	15	0	0	1	.161	31	34	0	0	0
Pearson, B.	3-2	6.50	16	0	0	0	0	18.0	23	15	13	1	1	6	16	1	1	3	.299	77	85	1	7	2
Penrod, Z.	0-2	6.17	4	3	0	0	0	11.2	12	10	8	3	3	6	16	1	3	0	.261	46	56	1	0	0
Pettibone, A.	0-0	0.00	1	0	0	0	0	1.0	0	0	0	0	0	0	1	0	0	0	.000	3	3	0	0	0
Reeg, Z.	0-1	5.40	4	0	0	0	0	1	8.1	9	5	5	0	0	4	8	0	1	.231	29	34	1	2	0
Robertson, W.	0-0	0.00	2	0	0	0	0	1	2.0	0	0	0	0	0	1	6	0	0	.000	6	7	0	2	0
Rodriguez, Y.	2-2	3.52	8	6	0	0	0	38.1	38	16	15	1	2	3	55	0	0	0	.252	151	158	1	1	0
Rosario, L.	1-3	4.72	12	6	0	0	0	34.1	33	19	18	3	2	15	38	1	6	2	.252	131	148	0	3	1
Sadzeck, C.	0-0	0.00	3	2	0	0	0	4.1	3	0	0	0	0	0	1	10	0	0	.176	17	18	0	0	0
Snyder, N.	1-0	6.00	12	0	0	0	0	12.0	17	9	8	0	0	0	6	12	0	3	.309	55	62	0	4	1
Starr, N.	0-1	2.70	4	0	0	0	0	3.1	3	1	1	0	0	0	0	4	0	2	.250	12	13	0	0	0
Suarez, S.	0-0	6.17	8	0	0	0	0	11.2	15	10	8	0	0	0	7	12	0	5	.306	49	57	1	1	0
Tejada, L.	1-1	3.31	8	2	0	0	0	16.1	15	10	6	1	2	6	18	0	4	0	.231	65	74	0	1	3
Uriola, E.	0-0	13.50	3	0	0	0	0	3.1	9	7	5	1	1	3	5	0	2	0	.450	20	24	0	2	0
Valdes, E.	1-2	3.86	16	0	0	0	0	28.0	16	12	12	3	1	13	42	0	2	2	.167	96	111	1	7	2
Vanasco, R.	3-3	4.38	7	3	0	0	0	24.2	25	12	12	1	1	13	25	0	3	5	.287	87	101	0	1	0
Ventura, F.	1-0	7.56	6	1	0	0	0	8.1	9	10	7	0	0	1	9	10	0	2	.273	33	44	1	2	0
Team Total	28-27	4.66	55	55	0	5	11	473.1	457	283	245	28	28	201	563	8	80	35	.252	1813	2067	13	55	18

* - Left-handed # - Switch hitter

DOMINICAN RANGERS // DOMINICAN ACADEMY

The Rangers' international program has come to be recognized among the industry leaders over the past several years. As part of this initiative, Texas operates a baseball academy in Boca Chica and now makes an annual trip to the island with a contingency of front office employees, players, and coaches from throughout the organization to provide guidance and support to international prospects. The complex provides on-field instruction, housing and meals for up to 64 players, who also receive classroom instruction to improve their English skills and understanding of the United States culture. Additionally, the academy offers accommodations for coaches and personnel. Day-to-day operations at the facility are overseen by Paul Kruger, Assistant Director of Player Development.

The Rangers new Dominican Academy is expected to open later this year. The new 55,000 square foot complex will include 3 1/2 fields and a new dormitory capable of housing 70 or more players.

In 2018, both of the organization's DSL clubs reached the postseason and the DSL Rangers 1 advanced to the championship series. The Rangers DSL clubs have compiled a .668 winning percentage (520-259) in the DSL since 2010, while capturing back-to-back Dominican Summer League Championships in 2013 and 2014. The academy has produced current Rangers 40-man roster members Jonathan Hernandez, Ariel Jurado, Jose Leclerc, and Yohander Mendez.

CARLOS MALDONADO

MANAGER

Maldonado is in his first season as the manager of the Dominican Summer League Rangers. He assumed a full-time coaching position in the Texas organization last season as a coach on the High-A Down East staff, this after two years as a player/coach at Double-A Frisco. In his dual role at Frisco, Maldonado coached first base and worked with the club's catchers, including 2017 Rawlings Minor League Gold Glove winner Jose Trevino. He enters the coaching ranks after a playing career that spanned 18 seasons in the Seattle (1996-99), Houston (2000-02), Chicago White Sox (2003-04), Pittsburgh (2005-08), Boston (2009), and Washington (2010-13) organizations. Maldonado made his major league debut with the Pirates in 2006 and appeared in 29 major league games over parts of four seasons the Pirates and Nationals. The former backstop was also a regular participant in the Venezuelan Winter League up until his retirement. Maldonado was originally signed by the Mariners as a non-drafted free agent on 9/7/95 out of Maracaibo, Venezuela.

ALEXIS INFANTE

COACH

Infante returns for his 17th season as a coach with the DSL Rangers and his 18th overall in the Texas organization. From 2001-02, the Barquisimeto, Venezuela native also managed the Venezuelan Rangers. Infante played parts of four seasons in the major leagues with Toronto (1987-89) and Atlanta (1990), scoring 30 runs over 20 career games.

SHARNOL ADRIANA

HITTING COACH

Adriana is in his fourth season in the Texas organization, his second year with the DSL Rangers. He was hired by Texas in January 2016 and spent the season as a coach on the Frisco staff.

Prior to Texas, he spent the 2015 season as a hitting coach for Veracruz in the Mexican League following a playing career that spanned 23 years. He was selected by the Toronto Blue Jays in the 15th round of the 1991 June Draft out of Martin Methodist University in Pulaski, TN. Adriana went on to play eight seasons in the Blue Jays minor league system before one season in the independent Atlantic League and 14 seasons in Mexico. In 2014, he played his final season at age 43 with Veracruz and Reynosa in the Mexican League.

The Curacao native has extensive experience at the international level, representing the Netherlands national baseball team at the 2000 Summer Olympics in Sydney, 2004 Summer Olympics in Athens, 2006 World Baseball Classic, 2008 Summer Olympics Beijing, and 2009 World Baseball Classic. Adriana was the captain of the Dutch squad at the 2008 Summer Games and had the team's lone hit in a loss to Stephen Strasburg and the United States.

JESUS DELGADO

PITCHING COACH

Delgado enters his fourth season as a member of the DSL Rangers coaching staff. The Venezuela native had a 10-year playing career that included a pair of relief appearances with the Florida Marlins during the 2008 campaign. He made his major league debut with a scoreless inning of relief on 9/17/08 vs. Houston. Delgado was originally signed by the Boston Red Sox in 2001 and was part of a seven-player trade between the Marlins and Red Sox on November 24, 2005 that included Hanley Ramirez, Anibal Sanchez, Josh Beckett, and Mike Lowell. He concluded his playing career in 2013 with La Guaira in the Venezuelan Winter League.

PABLO BLANCO

PITCHING COACH

Blanco begins his 12th season as a pitching coach for the DSL Rangers. He spent three seasons from 1999-2001 on the coaching staff for the Florida Marlins DSL entry. Originally signed by Florida as a non-drafted free agent in 1994, Blanco played for one season that was split between the DSL and Gulf Coast League.

RICARDO VALENCIA

PITCHING COACH

Valencia moves into a coaching role in 2019 following seven seasons as a catcher in the Texas farm system. He spent the entire 2018 campaign at High-A Down East batting .245 with 3 HR and 12 RBI in 27 G. Overall, Valencia appeared in 237 minor league games, compiling a .242 average with 15 HR and 99 RBI. He reached Double-A Frisco in 2015, appearing in 3 G with the club. Valencia also spent 3 years with the DSL Rangers from 2012-14.

JEREMY MOORE

HITTING COACH

Moore moves to the Dominican complex in 2019 after two seasons with stateside affiliates. He worked with the hitters in the Arizona League last season and made his professional coaching debut at Down East in 2017. The Louisiana native was selected by the Los Angeles Angels in the 6th round of the 2005 June draft out of North Caddo High School in Vivian, LA and played 9 seasons in the Angels (2005-11), Dodgers (2013), and Rays (2014) organizations. He reached the majors with the Halos in 2011, appearing in 11 games with the club in September. He made his major league debut on 9/2/11 vs. Minnesota and recorded his 1st major league hit vs. the Rangers on 9/27/11 at Angel Stadium. He missed the entire 2012 season following hip surgery, but returned to professional baseball with the Dodgers the next season.



LUIS SUMOZA**HITTING COACH**

Sumoza is in his first season as a hitting coach of the DSL Rangers staff. He played professionally for 8 seasons as an outfielder after he was signed by the Boston Red Sox as an international free agent. He also played three seasons in the Atlanta organization, reaching High-A Myrtle Beach in 2010. Sumoza finished his career in 2012 with Rio Grande Valley and Edinburg in the independent North American League.

JESUS OVALLE**COACH**

Ovalle begins his 11th season as a coach with the DSL Rangers after spending eight years as an international scout for Texas. Prior to becoming a scout, Ovalle had a four-year playing career from 1995-98. He resides in Santiago, Dominican Republic.

ROBERTO DE LA ROSA**COACH**

De La Rosa begins his fourth season as part of the DSL Rangers staff. He assists with the club's outfielders.

LUIS ENCARNACION**COACH**

Encarnacion is in his third season working with the catchers and outfielders in the Dominican. He also coaches first base for the club. Encarnacion started with the club as a bullpen catcher.

EDUARDO THOMAS**PEAK PERFORMANCE**

Thomas begins his 12th season as a strength and conditioning coach for the DSL Rangers. He has been with the Texas organization since 2003, primarily as a scout in Panama, and will continue his responsibilities in that area on a part-time basis. Thomas resides in Panama City.

JOSE VARGAS**ASSISTANT, INTERNATIONAL, OPERATIONS**

Vargas enters his fourth season as the international operations assistant in the Dominican Republic. He spent three years working for the Arias and Goodman Sports Agency from 2013-15, where he ran the day-to-day operations of the agency's academy in the Dominican Republic. Vargas graduated from William Paterson University in New Jersey with a degree in communications. He played basketball and football at Cardinal McCarrick High School in South Amboy, New Jersey.

ATHLETIC TRAINERS

Wilquin Ortega
Tyler Voas

**STRENGTH AND CONDITIONING**

Kyle Laughlin
Danny Mendoza

**ASST., INTERNATIONAL OPS**

Angel Jimenez



MARLENIS ALEJO
D.R. COMPLEX ADMIN ASST.

ALLEN ROWIN**MANAGER, BASEBALL PROJECTS**

BORN • MAY 14, 1979 IN SAN DIEGO, CA

RESIDES • CELEBRATION, FL

Rowin joined the Texas organization in 2018 and serves as the project manager for the construction of the club's new state-of-the-art complex in the Dominican Republic. In his role, Rowin oversees all matters related to the construction of the facility and fields, as well as all contracts related to the new complex. Prior to the Rangers, Rowin spent the 2017 campaign as a pro scout in the San Diego Padres organization. He joined the Padres after 10 years with the Houston Astros, finishing his stint with the club as the Director of Minor League Operations. He began his career as an intern with the Padres in 2006. Rowin graduated from UCLA in 2003 with and obtained an MBA in Sports Business Management from San Diego State University in 2006.

Allen and his wife, Maura, reside in Celebration, FL with their children: Spencer (3) and newborn Reid.



2018 DOMINICAN SUMMER LEAGUE RANGERS 1 (ROOKIE) STATISTICS

48-24, 1ST PLACE (DSL NORTH DIVISION)

DEFEATED DSL CARDINALS BLUE, 2-0, IN QUARTERFINALS; DEFEATED DSL COLORADO, 2-0, IN SEMIFINALS;
 LOST TO DSL RAYS, 3-2, IN DSL CHAMPIONSHIP

BATTERS	AVG	G	AB	R	H	2B	3B	HR	RBI	BB	IBB	SO	SB	CS	OBP	SLG	OPS	SF	SAC	HBP	DP	E		
Baptista, A.	.233	30	30	12	7	2	0	0	2	16	0	12	4	1	.531	.300	.831	0	2	3	0	4		
Barere, R.	.444	5	18	2	8	1	0	0	2	3	2	3	2	1	.500	.500	1.000	0	0	0	0	1		
Basabe, O.	.344	52	192	37	66	16	0	3	34	23	0	25	12	6	.414	.274	.889	3	2	2	1	9		
Bidau, J.	.253	64	225	42	57	7	4	0	20	39	0	32	8	5	.374	.320	.694	3	9	7	3	8		
Cardozo, J.	.198	38	106	10	21	3	1	0	15	17	0	14	4	4	.318	.245	.563	3	0	3	4	2		
Chirinos, M.	.318	69	242	47	77	7	3	2	42	49	0	20	13	4	.431	.397	.828	4	1	2	5	7		
Drullard, D.	.253	49	174	29	44	7	4	2	23	28	0	47	10	4	.359	.374	.733	2	1	2	0	4		
Feliz, L.	.300	21	40	5	12	2	0	0	6	6	0	15	1	3	.460	.350	.790	0	0	4	0	1		
Guardo, J.	.244	54	176	27	43	9	1	5	25	20	0	49	3	2	.364	.392	.757	3	2	15	1	6		
Guzman, Y.	.332	53	190	36	63	12	5	7	52	17	1	33	2	1	.382	.558	.940	4	0	1	2	3		
Jeffry, W.	.250	25	64	20	16	2	1	3	15	10	0	32	5	1	.393	.453	.846	3	0	7	0	1		
Linares, B.	.119	40	63	6	7	1	1	0	4	7	0	19	0	1	.233	.159	.392	0	0	3	1	2		
Martinez, J.	.409	7	22	10	9	1	1	1	3	9	1	7	2	3	.606	.682	1.288	0	0	2	0	0		
Mejia, L.	.141	22	64	9	9	1	0	2	12	3	0	33	4	1	.286	.172	.458	0	1	1	0	1		
Mendoza, E.	.211	53	182	31	32	8	0	4	34	42	0	53	2	2	.388	.342	.730	3	4	4	1	5		
Moss, K.	.196	51	163	29	32	11	1	0	23	35	0	62	8	7	.350	.276	.626	1	1	4	1	11		
Ortega, C.	.231	13	13	3	3	0	0	0	4	4	0	2	1	1	.421	.231	.652	1	0	1	2	1		
Pernaleta, A.	.345	11	29	3	10	2	0	0	1	2	0	8	0	1	.387	.414	.801	0	0	0	0	0		
Quiceno, D.	.142	41	113	15	16	2	1	1	11	19	0	29	3	0	.279	.204	.483	1	0	3	0	0		
Smith, C.	.080	17	25	4	2	0	0	0	2	5	0	17	1	0	.324	.080	.404	0	0	4	0	0		
Velasquez, E.	.229	52	175	38	40	7	3	0	16	40	0	25	10	6	.373	.303	.676	3	2	2	1	10		
Viera, H.	.238	7	21	2	5	1	0	0	7	8	0	2	1	3	.419	.286	.705	2	0	0	0	0		
Team Total	.252	55	1811	288	457	93	22	29	244	220	4	538	107	33	.340	.376	.716	18	5	29	29	69		
PITCHERS	W-L	ERA	G	GS	CG	SHO	SV	IP	H	R	ER	HR	HB	BB	SO	BK	WP	DP	AVG	AB	TBF	SF	GF	LD
Abreu, O.	2-1	2.81	14	0	0	0	0	32.0	26	11	10	3	1	15	29	0	3	.228	114	133	1	8	1	
Alcala, J.	1-0	6.08	7	0	0	0	0	13.0	16	10	3	0	4	11	0	4	.302	53	59	1	3	0		
Baptista, A.	0-0	0.00	1	0	0	0	0	0.1	0	0	0	0	0	0	0	0	.000	1	1	0	1	0	0	
Beard, A.	6-1	3.22	12	12	0	0	0	58.2	49	24	21	1	6	17	57	0	4	.222	221	244	0	0	0	
Butanes, E.	4-2	2.61	12	0	0	0	0	20.2	22	17	6	3	1	3	14	0	0	.272	81	89	1	10	0	
Butimea, M.	3-0	1.06	13	5	0	0	3	51.0	39	8	6	0	3	14	49	0	4	.219	178	197	1	4	2	
Burgos, S.	2-2	3.68	11	1	0	0	1	22.0	29	12	9	0	3	12	21	1	3	.312	93	108	0	3	1	
Castro, R.	1-1	2.55	10	0	0	0	2	17.2	16	6	5	0	1	4	26	0	2	.239	67	72	0	5	2	
Encarnacion, Y.	1-0	4.50	3	0	0	0	0	6.0	5	3	3	0	1	3	7	0	0	.217	23	27	0	2	0	
Escalona, M.	0-1	6.75	13	0	0	0	0	17.1	19	15	13	1	6	18	15	0	7	.284	67	95	1	10	0	
Hernandez, A.	1-2	5.08	13	1	0	0	1	28.1	28	20	16	1	5	11	27	0	6	.257	109	127	0	5	2	
Herrera, J.	0-2	2.08	6	0	0	0	2	13.0	11	4	3	0	1	2	11	0	0	.234	47	51	0	1	0	
Inojosa, R.	5-1	1.38	12	12	0	0	0	65.0	49	18	10	2	2	53	1	2	.208	236	250	3	0	0		
Mejia, J.	1-2	2.15	12	2	0	0	0	71.0	69	23	17	3	4	8	48	0	3	.257	269	285	4	0	0	
Naveda, C.	5-4	3.22	12	12	0	0	0	64.1	60	30	23	1	4	11	65	0	13	.246	244	262	3	0	0	
Ozuna, F.	0-0	2.25	7	0	0	0	0	12.0	10	4	3	0	0	2	10	0	3	.222	45	47	0	1	3	
Pacheco, S.	4-2	2.07	13	11	0	0	1	65.1	54	21	15	0	7	9	59	1	4	.229	236	260	4	1	0	
Santiago, M.	4-0	2.84	6	6	1	1	0	31.2	31	10	10	3	0	3	38	1	3	.256	121	125	0	0	0	
Torres, D.	2-3	2.83	17	0	0	0	6	35.0	27	12	11	0	0	10	36	0	5	.201	134	144	0	11	1	
Team Total	28-27	4.66	55	55	0	5	11	473.1	457	283	245	28	28	201	563	8	80	35	.252	1813	2067	13	55	18

2018 DOMINICAN SUMMER LEAGUE RANGERS 2 (ROOKIE) STATISTICS

51-21, 1ST PLACE (DSL SAN PEDRO DIVISION)

DEFEATED DSL DBACKS, 2-0, IN QUARTERFINALS; LOST TO DSL RAYS, 2-0, IN SEMIFINALS

BATTERS	AVG	G	AB	R	H	2B	3B	HR	RBI	BB	IBB	SO	SB	CS	OBP	SLG	OPS	SF	SAC	HBP	DP	E		
Almonte, J.	.171	32	70	15	12	3	3	1	11	24	0	26	1	2	.383	.343	.726	0	1	0	3	10		
Aponte, A.	.280	43	246	58	69	11	3	7	38	21	0	53	30	4	.366	.335	.801	0	1	12	0	1		
Barere, R.	.356	17	59	18	21	7	1	2	14	11	0	4	0	.472	.610	1.082	0	1	2	0	2	2		
Barreto, D.	.224	54	174	33	39	6	3	3	25	38	0	38	9	4	.371	.345	.716	4	1	5	6	12		
De La Rosa, D.	.200	19	30	3	6	1	1	0	2	6	0	14	0	1	.368	.300	.668	0	0	2	0	0		
Favela, S.	----	2	0	0	0	0	0	0	0	0	0	0	0	0	----	.000	.000	0	1	0	0	0		
Florentino, R.	.309	60	191	48	59	18	5	6	35	53	3	51	8	8	.454	.550	1.004	4	0	1	4	14		
George, A.	.156	19	32	7	5	0	0	1	3	6	0	13	1	0	.341	.250	.591	0	0	3	0	1		
Gonzalez, R.	.167	52	126	25	21	3	2	3	20	27	0	48	2	0	.346	.294	.639	1	0	8	2	5		
Guierrez, J.	.299	65	221	40	66	9	4	0	29	50	0	39	11	7	.434	.376	.809	3	0	5	7	8		
Hernandez, H.	.292	60	179	56	52	15	5	12	49	53	1	41	5	4	.464	.635	1.099	2	0	6	2	5		
Lascarrro, R.	.259	60	197	30	51	11	2	0	41	37	0	49	6	3	.377	.335	.712	3	1	2	4	2		
Leon, I.	.188	59	186	31	35	9	0	4	27	28	1	44	6	3	.319	.301	.620	3	0	9	2	3		
Moreno, J.	.222	10	18	2	4	0	0	0	2	3	0	9	0	2	.364	.222	.586	0	0	1	0	1		
Perez, R.	.242	64	207	32	50	8	4	2	31	31	1	62	5	0	.344	.348	.692	1	0	2	2	17		
Puerta, F.	.037	19	27	0	1	0	0	0	2	2	0	16	0	0	.161	.037	.198	0	0	2	2	0		
Rodriguez, J.	.181	33	83	11	15	3	0	2	9	21	0	35	0	1	.349	.289	.638	3	0	2	3	2		
Rodriguez, K.	.254	51	193	35	49	6	6	1	26	24	1	36	4	3	.338	.363	.701	3	2	2	6	10		
Zambrano, A.	.367	21	30	8	11	1	2	0	6	2	0	3	4	0	.424	.533	.958	0	0	1	1	1		
Team Total	.250	72	2268	452	566	111	41	44	370	437	7	608	96	43	.382	.393	.775	27	9	65	44	111		
PITCHERS	W-L	ERA	G	GS	CG	SHO	SV	IP	H	R	ER	HR	HB	BB	SO	BK	WP	DP	AVG	AB	TBF	SF	GF	LD
Alcala, J.	1-1	7.20	4	0	0	0	0	10.0	16	9	8	0	0	4	8	1	0	.372	43	49	2	1	0	
Bautista, J.	2-1	5.00	18	0	0	0	0	27.0	25	18	15	0	3	12	25	0	7	.255	99	122	1	12	2	
Cruz, J.	3-2	7.91	14	5	0	0	0	38.2	55	41	34	3	1	16	30	0	9	.435	164	183	1	0	0	
De																								

DRAFT HISTORY

TEXAS ALL-TIME TOP SELECTIONS IN MLB JUNE DRAFT

YEAR	PICK #	NAME/POS.	H.S./COLLEGE/HOMETOWN	YEAR	PICK #	NAME/POS.	H.S./COLLEGE/HOMETOWN
1972	4	Roy Howell, 3B	Lompoc H.S./Lompoc, CA	1996	18	R.A. Dickey, RHP	Univ. of Tennessee/Nashville, TN
1973	1	David Clyde, LHP	Westchester H.S./Houston, TX	1997##	39	Jason Romano, 3B	Hillsborough H.S./Tampa, FL
1974	2	Tommy Boggs, RHP	Lanier H.S./Austin, TX	1998	10	Carlos Pena, 1B	Northwestern University/Haverhill, MA
1975	17	Jim Gideon, RHP	University of Texas/Houston, TX	1999###	38	Colby Lewis, RHP	Bakersfield CC/Bakersfield, CA
1976	12	William Simpson, OF	Lakewood H.S./Lakewood, TX	2000	25	Scott Heard, C	Rancho Bernardo HS/San Diego, CA
1977	9	Dave Htibner, SS	Howell H.S./Howell, MI	2001	5	Mark Teixeira, INF/OF	Georgia Tech Univ./Severna Park, MD
1978*	20 (2nd)	Amos Lewis, IF	Astronaut H.S./Mims, FL	2002	10	Drew Meyer, INF	South Carolina Univ./Charleston, SC
1979	17	Jerry Don Gleaton, LHP	University of Texas/Brownwood, TX	2003	9	John Danks, LHP	Round Rock H.S./Round Rock, TX
1980	14	Tim Maki, RHP	Carroll H.S./Huntersport, IN	2004	10	Thomas Diamond, RHP	Univ. of New Orleans/New Orleans, LA
1981	9	Ron Darling, RHP	Yale University/Milbury, MA	2005	19	John Mayberry Jr., OF	Stanford University/Kansas City, MO
1982**	16 (2nd)	Mike Rubel, 1B	Cal State Fullerton/Anaheim, CA	2006	12	Kasey Kiker, LHP	Russell County HS/Seale, AL
1983	3	Jeff Kunkel, SS	Rider College/Leonardo, NJ	2007	17	Blake Beavan, RHP	Irving H.S./Irving, TX
1984	12	Oddibe McDowell, OF	Arizona State Univ./Hollywood, FL	2008	11	Justin Smoak, 1B	Univ. of South Carolina/Goose Creek, SC
1985	3	Bobby Witt, RHP	Univ. of Oklahoma/Canton, MA	2009	14	Matthew Purke, LHP	Klein H.S./Klein, TX
1986	4	Kevin Brown, RHP	Georgia Tech Univ./Mdntyre, GA	2010	15	Jake Skole, OF	Blessed Trinity H.S./Roswell, GA
1987	19	Brian Bohanon, LHP	North Shore H.S./Houston, TX	2011	33	Kevin Matthews, LHP	Richmond Hill H.S./Richmond Hill, GA
1988	6	Monty Fariis, SS	Arizona State Univ./Leedey, OK	2012	29	Lewis Brinson, OF	Coral Springs H.S./Coral Springs, FL
1989	5	Donald Harris, OF	Texas Tech University/Waco, TX	2013	23	Alex Gonzalez, RHP	Orl Roberts U./Boca Raton, FL
1990	16	Danny Smith, LHP	Creighton University/Apple Valley, MN	2014	30	Luis Ortiz, RHP	Sanger H.S./Sanger, CA
1991	19	Benji Gil, SS	Chula Vista H.S./San Diego, CA	2015	4	Dillon Tate, RHP	Univ. of California-Santa Barbara/Clearmont, CA
1992	22	Rick Helling, RHP	Stanford University/West Fargo, ND	2016^	30	Cole Ragans, LHP	North Florida Christian H.S./Tallahassee, FL
1993***	30	Mike Bell, 3B	Moeller H.S./Cincinnati, OH	2017	26	Bubba Thompson, OF	McGill-Tooleen H.S./Mobile, AL
1994#	22 (2nd)	Kevin Brown, C	Univ. of Southern Indiana/Winslow, IN	2018	15	Cole Winn, RHP	Orange Lutheran H.S./Newport Beach, CA
1995	7	Jonathan Johnson, RHP	Florida State Univ./Ocala, FL				

* First round pick went to Oakland for signing of free agent Mike Jorgensen.

** First round pick went to Boston for signing of free agent Frank Tanana.

*** First round pick went to Toronto for signing of free agent Tom Henke...first selection was a sandwich pick between first and second round.

First round pick went to San Francisco for signing of free agent Will Clark.

First round pick went to New York (AL) for signing of free agent John Wetteland...first selection was a sandwich pick between 1st and 2nd round.

First round pick went to Baltimore for signing of free agent Rafael Palmeiro...first selection was a sandwich pick between 1st and 2nd round.

^ First round pick was forfeited for signing of free agent Ian Desmond...first selection was compensatory round pick for the loss of free agent Iovani Gallardo to Baltimore.

RANGERS SELECTIONS IN THE 2018 FIRST-YEAR PLAYER DRAFT (40)

PLAYERS IN BOLD SIGNED OR AGREED TO TERMS (31 OF 40)

Rd.	Name	Pos.	B/T	Ht.	Wt.	DOB	School	Hometown	Scout
1	Cole Winn	RHP	R/R	6-2	205	11/25/99	Orange Lutheran (CA) HS	Newport Beach, CA	Flores
2	Owen White	RHP	R/R	6-4	172	08/09/99	Jesse Carson (NC) HS	China Grove, NC	Heafner
3	Jonathan Ornelas	SS	R/R	6-2	170	05/26/00	Raymond S. Kellis (AZ) HS	Peoria, AZ	Lacey
4	Manon Englert	RHP	S/R	6-5	190	11/01/99	Forney (TX) HS	Forney, TX	Simpson
5	Jayce Easley	SS	S/R	5-11	145	08/02/99	Sandra Day O'Connor (AZ) HS	Glendale, AZ	Lacey
6	Sean Chandler	RHP	R/R	6-5	200	01/24/97	Iowa Western CC	Bellevue, NE	Smith
7	Tim Brennan	RHP	L/R	6-4	200	12/18/96	St. Joseph's (PA) U.	Philadelphia, PA	Matthews
8	Jax Biggers	SS	L/R	5-11	180	04/07/97	U. of Arkansas	Missouri City, TX	Simpson
9	Chandler Sanburn	RHP	R/R	6-2	200	07/08/95	Wichita St. (KS) U.	Avon, IN	Smith
10	Leury Tejada	RHP	R/R	6-1	160	12/24/99	Walton (NY) HS	Bronx, NY	Sakurayama
11	Billy Layne, Jr.	RHP	R/R	6-4	185	12/19/96	Seton Hall (NJ) U.	Cliffwood Beach, NJ	Sakurayama
12	Destin Dotson	LHP	L/L	6-6	235	11/17/99	Scottlandville Magnet (LA) HS	Baton Rouge, LA	Taylor
13	Kenen Izriary	SS	L/R	6-0	165	05/06/00	Aurea E Quiles (PR) HS	Guacaja, PR	Terracosa
14	Theo McDowell	RHP	L/R	6-4	175	12/02/98	Salisbury (CT) School	Essex Junction, VT	Sakurayama
15	Cameron Simmons	OF	R/R	6-4	195	09/22/96	U. of Virginia	Royersford, PA	Matthews
16	Jonathan Edwards	RHP	R/R	6-6	180	01/26/00	Eagles Landing (GA) HS	McDonough, GA	Tucker
17	Scott Kapers	C	R/R	5-11	175	11/27/96	Valparaiso (IN) U.	Schererville, IN	Medici
18	Grant Wolfram	LHP	L/L	6-6	210	12/12/96	Davenport (MI) U.	Hamilton, MI	Coryell
19	Xavier Valentin	C	L/R	5-10	180	08/22/00	Leadership Christian (PR) Aca.	Manati, PR	Terracosa
20	Nicolas Laio	RHP	R/R	6-5	205	07/28/97	Western Michigan U.	Dawners Grove, IL	Collias
21	Cody Hawthorne	LHP	L/L	6-4	195	10/13/97	Parkland (IL) College	Gasburg, IL	Medici
22	Frainyer Chavez	SS	S/R	5-10	170	05/24/99	Midland (TX) College	Little Elm, TX	Simpson
23	Wyatt Sparks	RHP	R/R	6-2	185	09/27/99	Aurora (MO) HS	Aurora, MO	Smith
24	Troy Dixon	CF	L/R	6-0	185	02/25/97	Samford (AL) U.	Mobile, AL	Morrison
25	Josh Smith	LHP	L/L	6-5	205	02/05/97	Grand Valley State (MI) U.	Saline, MI	Collias
26	David Lebron	RHP	R/R	6-0	190	09/07/93	U. of Tampa (FL)	Homestead, FL	Campbell
27	Antonio Knowles	RHP	R/R	6-0	175	01/15/00	Key West (FL) HS	Key West, FL	Terracosa
28	Renton Poole	RHP	R/R	6-3	190	04/21/97	Indiana U. Kokomo	Bloomington, IN	Medici
29	Glen Richardson	RHP	R/R	6-1	210	07/30/98	Sinclair (OH) CC	North Canton, OH	Collias
30	Evan Reifert	RHP	R/R	6-4	195	05/14/99	North Iowa Area CC	Wilton, IA	Smith
31	Plyan Anderson	OF	R/R	6-1	205	08/30/95	U. California Davis	Sanctansan, CA	Metzger
32	Owen Sharts	RHP	R/R	6-2	178	11/23/99	Simi Valley (CA) HS	Simi Valley, CA	Guggiana
33	Reynaldo Pichardo	C	R/R	5-10	190	12/29/98	Dawson (MT) CC	Miami, FL	McGraw
34	Noah Burkholder	RHP	R/R	6-5	205	08/20/96	Waubensee (IL) CC	Crown Point, IN	Medici
35	Tyler Depreta-Johnson	SS	R/R	5-9	180	05/10/96	Houston Baptist U.	Rancho Santa Margarita, CA	Taylor
36	William Corcoran	RHP	R/R	6-7	195	08/21/99	Malvern Prep School	Milmoat Park, PA	Matthews
37	Austin Becker	RHP	R/R	6-6	185	09/02/99	Big Walnut (OH) HS	Sunbury, OH	Coryell
38	Reggie Meyer	RHP	L/R	6-4	205	07/27/95	U. Minnesota	New Brighton, MN	Smith
39	Shea Patterson	3B	R/R	6-0	215	01/17/97	U. Michigan	Shreveport, LA	Collias
40	Cole Uvila	RHP	R/R	6-4	180	01/30/94	Georgia Gwinnett College	Port Angeles, WA	Tucker



AFFILIATE HISTORY

Year	AAA	AA	High-A	Low-A	Short-A	Rookie
2019	Nashville (2019-18)	Frisco	Down East	Hickory	Spokane	AZL Rangers, DSL Rangers 2
2018	Round Rock (2011-18)	Frisco	Down East	Hickory	Spokane	AZL Rangers, DSL Rangers 1, DSL Rangers 2
2017	Round Rock	Frisco	Down East	Hickory	Spokane	AZL Rangers, DSL Rangers 1, DSL Rangers 2
2016	Round Rock	Frisco	High Desert	Hickory	Spokane	AZL Rangers, DSL Rangers 1, DSL Rangers 2
2015	Round Rock	Frisco	High Desert	Hickory	Spokane	AZL Rangers, DSL Rangers 1, DSL Rangers 2
2014	Round Rock	Frisco	Myrtle Beach	Hickory	Spokane	AZL Rangers, DSL Rangers 1, DSL Rangers 2
2013	Round Rock	Frisco	Myrtle Beach	Hickory	Spokane	AZL Rangers, DSL Rangers
2012	Round Rock	Frisco	Myrtle Beach	Hickory	Spokane	AZL Rangers, DSL Rangers
2011	Round Rock	Frisco	Myrtle Beach	Hickory	Spokane	AZL Rangers, DSL Rangers
2010	Oklahoma City	Frisco	Bakersfield	Hickory	Spokane	AZL Rangers, DSL Rangers
2009	Oklahoma City	Frisco	Bakersfield	Hickory	Spokane	AZL Rangers, DSL Rangers 1, DSL Rangers 2
2008	Oklahoma	Frisco	Bakersfield	Clinton	Spokane	AZL Rangers, DSL Rangers 1, DSL Rangers 2
2007	Oklahoma	Frisco	Bakersfield	Clinton	Spokane	AZL Rangers, DSL Rangers
2006	Oklahoma	Frisco	Bakersfield	Clinton	Spokane	AZL Rangers, DSL Rangers
2005	Oklahoma	Frisco	Bakersfield	Clinton	Spokane	AZL Rangers, DSL Rangers
2004	Oklahoma	Frisco	Stockton	Clinton	Spokane	AZL Rangers, DSL Rangers
2003	Oklahoma	Frisco	Stockton	Clinton	Spokane	AZL Rangers, DSL Rangers
2002	Oklahoma	Tulsa	Port Charlotte	Savannah	Pulaski, GCL Rangers, DSL Rangers	Pulaski, GCL Rangers, DSL Rangers
2001	Oklahoma	Tulsa	Port Charlotte	Savannah	Pulaski, GCL Rangers, DSL Rangers	Pulaski, GCL Rangers, DSL Rangers
2000	Oklahoma	Tulsa	Port Charlotte	Savannah	Pulaski, GCL Rangers, DSL Rangers	Pulaski, GCL Rangers, DSL Rangers
1999	Oklahoma	Tulsa	Port Charlotte	Savannah	Pulaski, GCL Rangers, DSL Rangers	Pulaski, GCL Rangers, DSL Rangers
1998	Oklahoma	Tulsa	Port Charlotte	Savannah	Pulaski, GCL Rangers, DSL Rangers	Pulaski, GCL Rangers, DSL Rangers
1997	Oklahoma City	Tulsa	Port Charlotte	Charleston	Hudson Valley	Pulaski, GCL Rangers, DSL Rangers 1, DSL Rangers 2
1996	Oklahoma City	Tulsa	Port Charlotte	Charleston	Hudson Valley	GCL Rangers, DSL Rangers
1995	Oklahoma City	Tulsa	Port Charlotte	Charleston	Erie	GCL Rangers, DSL Rangers
1994	Oklahoma City	Tulsa	Port Charlotte	Charleston		GCL Rangers, DSL Rangers/Braves
1993	Oklahoma City	Tulsa	Port Charlotte	Charleston		GCL Rangers, DSL Rangers/Cubs
1992	Oklahoma City	Tulsa	Port Charlotte	Gastonia		Butte, GCL Rangers, DSL Rangers/Marlins
1991	Oklahoma City	Tulsa	Port Charlotte	Gastonia		Butte, GCL Rangers
1990	Oklahoma City	Tulsa	Port Charlotte	Gastonia		Butte, GCL Rangers
1989	Oklahoma City	Tulsa	Port Charlotte, Gastonia	Port Charlotte, Gastonia		Butte, GCL Rangers
1988	Oklahoma City	Tulsa	Port Charlotte, Gastonia	Port Charlotte, Gastonia		Butte, GCL Rangers
1987	Oklahoma City	Tulsa	Port Charlotte, Gastonia	Port Charlotte, Gastonia		GCL Rangers
1986	Oklahoma City	Tulsa	Salem, Daytona Beach	Salem, Daytona Beach		GCL Rangers
1985	Oklahoma City	Tulsa	Salem, Burlington	Salem, Burlington		GCL Rangers
1984	Oklahoma City	Tulsa	Salem, Burlington	Salem, Burlington	Tri-Cities	GCL Rangers
1983	Oklahoma City	Tulsa	Burlington	Burlington	Tri-Cities	GCL Rangers
1982	Denver	Tulsa	Burlington	Burlington		GCL Rangers
1981	Wichita	Tulsa	Asheville	Asheville		GCL Rangers
1980	Charleston	Tulsa	Asheville	Asheville		GCL Rangers
1979	Tucson	Tulsa	Asheville	Asheville		GCL Rangers
1978	Tucson	Tulsa	Asheville	Asheville		GCL Rangers
1977	Tucson	Tulsa	Asheville	Asheville		GCL Rangers
1976	Sacramento	San Antonio	Asheville	Asheville		GCL Rangers
1975	Spokane	Pittsfield	Lynchburg, Anderson	Lynchburg, Anderson		GCL Rangers
1974	Spokane	Pittsfield	Gastonia	Gastonia		GCL Rangers
1973	Spokane	Pittsfield	Gastonia	Gastonia		GCL Rangers
1972	Denver	Pittsfield	Greenville, Burlington	Greenville, Burlington	Geneva	GCL Rangers

LEAGUE CHAMPIONSHIPS

AAA: Oklahoma City/American Association (1996); Oklahoma City/American Association (1992); Spokane/Pacific Coast (1974); Spokane/Pacific Coast (1973)

AA: Frisco/Texas (2004); Tulsa/Texas (1998); Tulsa/Texas (1988); Tulsa/Texas (1982)

High-A: Down East/Carolina (2017); High Desert/California (2016); Port Charlotte/Florida State (2002); Port Charlotte/Florida State (1989)

Low-A: Hickory/South Atlantic (2015); Gastonia/Western Carolinas (1974)

Short-A: Spokane/Northwest (2008); Spokane/Northwest (2005); Spokane/Northwest (2003)

Rookie: DSL Rangers 1/Dominican (2014); DSL Rangers/Dominican (2013); AZL Rangers/Arizona (2012); GCL Rangers/Gulf Coast (2000); GCL Rangers/Gulf Coast (1998); GCL Rangers/Gulf Coast (1993); GCL Rangers/Gulf Coast (1978); GCL Rangers/Gulf Coast (1976); GCL Rangers/Gulf Coast (1975); GCL Rangers/Gulf Coast (1973)

TEXAS ALL-TIME MINOR LEAGUE RECORDS

BATTING RECORDS

Highest Batting Average	*.391	Rob Maurer, Butte, 1988
Full Season Team	*.369	Dan Murphy, Asheville, 1981
Most Games	*144	Scott Coolbaugh, Oklahoma City, 1989
Most Hits	*194	Pat Putnam, Asheville, 1976
Most Doubles	*51	Mike Lamb, Tulsa, 1999
Most Triples	*51	Ian Kinsler, Clinton-Frisco, 2004
Most Home Runs	*18	Bob Brower, Okla. City, 1985
Most Runs Batted In	42	Joey Gallo, Frisco/Myrtle Beach, 2014
Most Runs	*142	Pat Putnam, Asheville, 1976
Most Bases on Balls	*141	Billy Sample, Tucson, 1978
Most Strikeouts	*122	Mike Hart, Tucson, 1979
Most Stolen Bases	*191	Lewis Brinson, Hickory, 2013
Most Games	*82	Greg Jemison, Asheville, 1977
	*66	Steve Lankard, Charlotte, 1987

PITCHING RECORDS

Most Victories	19	Gerald Alexander, Charlotte-OKC, 1990
Most Losses	*19	Mike Griffin, Tulsa, 1978
Most Saves	*38	Kerry Lacy, Charleston-Charlotte, 1993
Most Innings	212.0	R.A. Dickey, Charlotte, 1998
Most Strikeouts	*205	Larry McCall, Tucson, 1979
Lowest ERA	*0.59	Rick Helling, Tulsa-OKC, 1993
Full Season Team	1.58	Clint Brannon, Spokane, 2004

(Based on League Qualifiers)

*Led league



FRONT OFFICE
COACHES
PLAYERS
2018 REVIEW
OPPONENTS
RECORDS
DEVELOPMENT
MEDIA

Day	Date	Nashville (AAA)	Frisco (AA)	Down East (High-A)	Hickory (Low-A)	Spokane (Short-A)	AZL Rangers (Rookie)
THU	April 4	vs. Iowa, 6:35 PM	vs. Midland, 7:05 PM	vs. Carolina, 7:00 PM	at Lakewood, 6:35 PM	Opening Day & June 17	Opening Day & June 17
FRI	April 5	vs. Iowa, 6:35 PM	vs. Midland, 7:05 PM	vs. Carolina, 7:00 PM	at Lakewood, 7:05 PM		
SAT	April 6	vs. Iowa, 6:35 PM	vs. Midland, 7:05 PM	vs. Carolina, 6:00 PM	at Lakewood, 4:05 PM		
MON	April 8	vs. Iowa, 6:35 PM	vs. Corpus Christi, 7:05 PM	vs. Myrtle Beach, 7:00 PM	at Greensboro, 7:05 PM		
TUE	April 9	at Round Rock, 7:05 PM	vs. Corpus Christi, 7:05 PM	vs. Myrtle Beach, 7:00 PM	at Greensboro, 7:05 PM		
THU	April 11	at Round Rock, 7:05 PM	at Midland, 7:00 PM	vs. Lynchburg, 7:00 PM	vs. Kannapolis, 7:00 PM		
FRI	April 12	at San Antonio, 7:05 PM	at Midland, 7:00 PM	vs. Lynchburg, 7:00 PM	vs. Kannapolis, 7:00 PM		
SUN	April 14	at San Antonio, 2:05 PM	at Midland, 2:00 PM	vs. Lynchburg, 5:00 PM	vs. Kannapolis, 3:05 PM		
FRI	April 15	at San Antonio, 1:05 AM	at Corpus Christi, 6:15 PM	at Salem, 7:05 PM	vs. Asheville, 6:30 PM		
MON	April 16	vs. Round Rock, 6:35 PM	at Corpus Christi, 6:15 PM	at Salem, 7:05 PM	vs. Asheville, 6:30 PM		
TUE	April 16	vs. Round Rock, 6:35 PM	at Wilmington, 6:35 PM	at Wilmington, 7:05 PM	at Columbia, 7:05 PM		
FRI	April 19	vs. San Antonio, 6:35 PM	vs. Midland, 7:05 PM	vs. Wilmington, 7:05 PM	at Columbia, 7:05 PM		
THU	April 19	vs. San Antonio, 6:35 PM	vs. Midland, 7:05 PM	vs. Wilmington, 7:05 PM	at Columbia, 7:05 PM		
SUN	April 21	vs. San Antonio, 2:05 PM	OFF	at Wilmington, 1:35 PM	OFF		
MON	April 22	vs. San Antonio, 6:35 PM	at Arkansas, 7:10 PM	vs. Lynchburg, 7:00 PM	vs. Augusta, 6:30 PM		
TUE	April 23	vs. San Antonio, 6:35 PM	at Arkansas, 7:10 PM	vs. Lynchburg, 7:00 PM	vs. Augusta, 6:30 PM		
WED	April 24	at Iowa, 6:38 PM	at Arkansas, 7:10 PM	vs. Lynchburg, 7:00 PM	vs. Augusta, 6:30 PM		
THU	April 25	at Iowa, 6:38 PM	at Arkansas, 7:10 PM	vs. Lynchburg, 7:00 PM	vs. Augusta, 6:30 PM		
FRI	April 26	at Iowa, 7:05 PM	at Springfield, 7:10 PM	vs. Fayetteville, 7:00 PM	vs. Lakewood, 7:00 PM		
SUN	April 28	at Iowa, 1:05 PM	at Springfield, 4:10 PM	vs. Fayetteville, 1:05 PM	vs. Lakewood, 7:00 PM		
SUN	April 28	vs. Omaha, 6:35 PM	at Springfield, 11:10 AM	at Myrtle Beach, TED	OFF		
MON	April 29	vs. Omaha, 6:35 PM	vs. Arkansas, 11:05 AM	at Myrtle Beach, TED	at Greenville, TED		
WED	May 1	vs. Omaha, 6:35 PM	vs. Arkansas, 7:05 PM	at Myrtle Beach, TED	at Greenville, TED		
THU	May 1	vs. Omaha, 6:35 PM	vs. Arkansas, 7:05 PM	at Myrtle Beach, TED	at Greenville, TED		
WED	May 2	vs. Memphis, 6:35 PM	vs. Memphis, 7:05 PM	at Fayetteville, TED	at Kannapolis, 7:00 PM		
THU	May 2	vs. Memphis, 6:35 PM	vs. Memphis, 7:05 PM	at Fayetteville, TED	at Kannapolis, 7:00 PM		
SAT	May 4	vs. Memphis, 6:35 PM	vs. Springfield, 7:05 PM	OFF	at Kannapolis, 7:00 PM		
SUN	May 5	vs. Memphis, 6:35 PM	vs. Springfield, 4:05 PM	OFF	at Kannapolis, 7:00 PM		
MON	May 6	vs. Memphis, 6:35 PM	vs. Springfield, 4:05 PM	OFF	at Kannapolis, 7:00 PM		
TUE	May 6	vs. Memphis, 6:35 PM	at Springfield, 7:05 PM	OFF	at Kannapolis, 7:00 PM		
WED	May 8	at Oklahoma City, 1:05 AM	OFF	OFF	at Kannapolis, 7:00 PM		
THU	May 8	at Oklahoma City, 1:05 AM	at Midland, 7:00 PM	vs. Myrtle Beach, 11:00 AM	vs. Asheville, 6:30 PM		
FRI	May 9	at Oklahoma City, 1:05 AM	at Midland, 7:00 PM	vs. Myrtle Beach, 7:00 PM	vs. Asheville, 7:00 PM		
SUN	May 11	at Memphis, 6:35 PM	at Midland, 7:00 PM	at Winston-Salem, 6:00 PM	vs. Charleston, 6:30 PM		
SUN	May 11	at Memphis, 6:35 PM	at Midland, 7:00 PM	at Winston-Salem, 6:00 PM	vs. Charleston, 6:30 PM		
TUE	May 12	at Memphis, 11:05 AM	at Memphis, 2:05 PM	at Winston-Salem, 2:00 PM	vs. Charleston, 3:00 PM		
THU	May 12	at Memphis, 11:05 AM	at Memphis, 2:05 PM	at Winston-Salem, 2:00 PM	vs. Charleston, 3:00 PM		
FRI	May 14	at Memphis, 11:05 AM	at Memphis, 2:05 PM	at Winston-Salem, 2:00 PM	vs. Charleston, 3:00 PM		
WED	May 15	at Round Rock, 7:05 PM	at Corpus Christi, 6:15 PM	at Polanac, 7:05 PM	at Greenville, TED		
THU	May 15	at Round Rock, 7:05 PM	at Corpus Christi, 6:15 PM	at Polanac, 7:05 PM	at Greenville, TED		
FRI	May 16	at Round Rock, 6:05 PM	OFF	at Polanac, 7:05 PM	at Greenville, TED		
SAT	May 16	at Round Rock, 6:05 PM	OFF	at Polanac, 7:05 PM	at Greenville, TED		
SUN	May 19	at Round Rock, 6:35 PM	vs. Amarillo, 1:05 PM	vs. Winston-Salem, 6:05 PM	at Highstown, 6:05 PM		
MON	May 19	at Round Rock, 6:35 PM	vs. Amarillo, 1:05 PM	vs. Winston-Salem, 6:05 PM	at Highstown, 6:05 PM		
TUE	May 21	at Round Rock, 6:35 PM	vs. Amarillo, 1:05 PM	vs. Winston-Salem, 6:05 PM	at Highstown, 6:05 PM		
WED	May 22	at Round Rock, 6:35 PM	vs. Amarillo, 1:05 PM	vs. Winston-Salem, 6:05 PM	at Highstown, 6:05 PM		
THU	May 22	at Round Rock, 6:35 PM	vs. Amarillo, 1:05 PM	vs. Winston-Salem, 6:05 PM	at Highstown, 6:05 PM		
FRI	May 24	at Round Rock, 6:35 PM	vs. Amarillo, 1:05 PM	vs. Winston-Salem, 6:05 PM	at Highstown, 6:05 PM		
SAT	May 25	at Round Rock, 6:35 PM	vs. Amarillo, 1:05 PM	vs. Winston-Salem, 6:05 PM	at Highstown, 6:05 PM		
MON	May 26	at Round Rock, 6:35 PM	vs. Amarillo, 1:05 PM	vs. Winston-Salem, 6:05 PM	at Highstown, 6:05 PM		
TUE	May 26	at Round Rock, 6:35 PM	vs. Amarillo, 1:05 PM	vs. Winston-Salem, 6:05 PM	at Highstown, 6:05 PM		
WED	May 29	at Round Rock, 6:35 PM	vs. Amarillo, 7:05 PM	vs. Salem, 7:00 PM	vs. Greensboro, 3:00 PM		
THU	May 29	at Round Rock, 6:35 PM	vs. Amarillo, 7:05 PM	vs. Salem, 7:00 PM	vs. Greensboro, 3:00 PM		
FRI	May 31	vs. New Orleans, 6:35 PM	vs. Corpus Christi, 7:05 PM	vs. Salem, 7:00 PM	vs. Greensboro, 3:00 PM		
SAT	June 1	vs. New Orleans, 6:35 PM	vs. Corpus Christi, 7:05 PM	vs. Salem, 7:00 PM	vs. Greensboro, 3:00 PM		
SUN	June 3	OFF	at Amarillo, 6:05 PM	OFF	at Kannapolis, 7:00 PM		
MON	June 3	OFF	at Amarillo, 6:05 PM	OFF	at Kannapolis, 7:00 PM		
TUE	June 4	at Reno, 9:05 PM	at Amarillo, 7:05 PM	at Lynchburg, 6:30 PM	vs. West Virginia, 6:30 PM		
WED	June 5	at Reno, 9:05 PM	at Amarillo, 12:05 PM	at Lynchburg, 6:30 PM	vs. West Virginia, 6:30 AM		
THU	June 5	at Reno, 9:05 PM	at Amarillo, 12:05 PM	at Lynchburg, 6:30 PM	vs. West Virginia, 6:30 AM		
FRI	June 7	at Tacoma, 9:05 PM	at Midland, 7:00 PM	vs. Frederick, 7:00 PM	vs. Columbia, 7:00 PM		
SAT	June 8	at Tacoma, 9:05 PM	at Midland, 7:00 PM	vs. Frederick, 6:00 PM	vs. Columbia, 6:30 PM		
MON	June 8	at Tacoma, 9:05 PM	at Midland, 2:00 PM	vs. Frederick, 6:00 PM	vs. Columbia, 6:30 PM		
TUE	June 10	OFF	OFF	at Potomac, 7:05 PM	at Greensboro, 7:05 PM		
THU	June 11	vs. Las Vegas, 7:05 PM	vs. Tulsa, 7:05 PM	at Potomac, 7:05 PM	at Greensboro, 7:05 PM		
FRI	June 11	vs. Las Vegas, 7:05 PM	vs. Tulsa, 7:05 PM	at Potomac, 7:05 PM	at Greensboro, 7:05 PM		
THU	June 13	vs. Las Vegas, 7:05 PM	vs. Tulsa, 7:05 PM	at Potomac, 7:05 PM	at Greensboro, 7:05 PM		
THU	June 14	vs. Las Vegas, 7:05 PM	vs. Las Vegas, 7:05 PM	at Myrtle Beach, TED	at Greensboro, 7:05 PM		
FRI	June 14	vs. Las Vegas, 7:05 PM	vs. Las Vegas, 7:05 PM	at Myrtle Beach, TED	at Greensboro, 7:05 PM		
SAT	June 15	vs. Salt Lake, 6:15 PM	vs. NW Arkansas, 7:05 PM	at Myrtle Beach, TED	at Delmarva, 7:05 PM		
MON	June 17	vs. Salt Lake, 7:05 PM	vs. NW Arkansas, 7:05 PM	at Myrtle Beach, TED	at Delmarva, 7:05 PM		
TUE	June 17	vs. Salt Lake, 7:05 PM	vs. Salt Lake, 7:05 PM	at Myrtle Beach, TED	at Delmarva, 7:05 PM		
WED	June 18	vs. Salt Lake, 7:05 PM	at Tulsa, 7:05 PM	at Myrtle Beach, TED	vs. Reids, 7:00 PM		
WED	June 19	vs. Salt Lake, 7:05 PM	at Tulsa, 11:05 AM	All-Star Game (Frederick, MD)	at Dodgert, 7:00 PM		
WED	June 19	vs. Salt Lake, 7:05 PM	at Tulsa, 11:05 AM	All-Star Game (Frederick, MD)	at Dodgert, 7:00 PM		



TEXAS MINOR LEAGUE PLAYERS

FRONT OFFICE

COACHES

PLAYERS

2018 REVIEW

OPONENTS

RECORDS

DEVELOPMENT

MEDIA

ADVOCATE, JOSH

RHP

Height: 6-1 Weight: 195 Born: Jan. 18, 1994 in Mohave Valley, AZ
 Bats: Right Throws: Right Resides: Mohave Valley, AZ
 Opening Day Age: 25
 Acquired: Selected in the 20th round of the 2017 June draft...signed on June 20, 2017.
 Signed By: Todd Guggiana

2018: Appeared exclusively in relief for Hickory, ranking 4th on the club with 5 saves...on disabled list, 5/21-6/8 and 8/12-end of season, with right forearm strain...**2017:** Combined to go 1-3 with a 3.63 ERA (9 ER/22.1 IP) over 18 relief appearances with the AZL Rangers and Spokane...opened season with AZL Rangers and promoted to Spokane on 7/4...**Notes:** A First Team All-Big West selection as a senior at Long Beach State, going 3-1 with a 1.86 ERA and 5 saves over 27 relief appearances for the Dirtbags...missed the 2015 season due to injury...also played one season at Cochise (AZ) College...First Team Small School All-American at River Valley (AZ) High School...led team to a state championship in 2012 as a two-way player...was also an All-State first team selection as a free safety in football...graduated in the top 10 percent of his high school class.

YEAR	CLUB	W-L	ERA	G	GS	CG	SHO	SV	IP	H	R	ER	HR	HB	BB-I	SO	WP	BK
2017	AZL Rangers	0-1	4.15	3	0	0	0	0	4.1	4	2	2	0	0	1-0	2	0	1
	Spokane	1-2	3.50	15	0	0	0	0	4	18.0	21	7	2	0	3-0	15	0	0
2018	Hickory	1-0	4.01	23	0	0	0	5	42.2	38	19	19	4	1	11-0	45	3	0
MINOR TOTALS		2-3	3.88	41	0	0	0	9	65.0	63	28	28	6	1	15-0	62	3	1

ALEXY, ADAM JOHN (A.J.)

RHP

Height: 6-4 Weight: 195 Born: April 21, 1998 in Honey Brook, PA
 Bats: Right Throws: Right Resides: Honey Brook, PA
 Opening Day Age: 20
 Acquired: In a 4-player trade with the Los Angeles Dodgers on July 31, 2017.
 Signed By: Rich Delucia (Dodgers)

2018: Led organization with 138 strikeouts, 4th-most in the South Atlantic League...tapped the 18th-best prospect in the SAL by *Baseball America*...named Texas Organization All-Star by MiLB.com...averaged a career-best 11.5 SO/9 and dropped BB/9 rate by nearly a full walk compared to previous campaign (4.3 in '18/5.0 in '17)...surrendered just 5 HR in career-high 108.0 IP, including zero HR by RHB in 262 PA...held opposition to a .232/.335/.344/.679 slash line...was 3-7 with a 4.72 ERA (36 ER/68.2 IP) over 1st 15 G/14 GS and 3-1 with a 1.60 ERA (7 ER/39.1 IP) over final 7 starts...registered season-best 12 SO on 5/4 at West Virginia...named SAL Pitcher of the Week for 6/4-10 after 6 no-hit innings on 6/7 vs. Kannapolis...issued just 2.52 BB per 9.0 IP during season-ending stretch...had 10 strikeouts in each of his final 2 outings...**2017:** Acquired in a 4-player trade with the Dodgers on 7/31 and combined to go 3-7 with a 3.53 ERA (37 ER/94.1 IP) over 24 starts with Low-A Great Lakes and Hickory...held opponents to a .180 average (59-328). 3rd-lowest among all full season Minor League pitchers (min. 90.0 IP)...averaged 10.8 SO/9 and 0.6 HR/9 (6 HR/94.1 IP)...permitted zero-or-one run in 5 of 6 starts following the trade, going 1-1 with a 3.05 ERA (7 ER/20.2 IP) and 27 SO/15 BB...surrendered season-high 6 runs on 8/18 at GBO before tossing 11.0 scoreless innings with 16 strikeouts over last 2 outings...**2016:** Had 7 games/3 starts in pro debut with AZL Dodgers...**Notes:** Was voted the Berk League Player of the Year as a senior at Twin Valley High School in Elverson, PA...threw a 164-pitch, nine-inning complete game during his senior campaign...started high school at 5-foot-6, 120 pounds and played catcher until transitioning to pitching in the middle of his junior season...was also on the Twin Valley wrestling team...had committed to Radford.

YEAR	CLUB	W-L	ERA	G	GS	CG	SHO	SV	IP	H	R	ER	HR	HB	BB-I	SO	WP	BK
2016	AZL Dodgers	1-0	4.61	7	3	0	0	0	13.2	17	8	7	2	1	3-0	12	0	1
2017	Great Lakes Loons	2-6	3.67	19	19	0	0	0	73.2	46	32	30	3	8	37-1	86	7	2
	Hickory	1-1	3.05	5	5	0	0	0	20.2	13	7	7	3	1	15-0	27	1	0
2018	Hickory	6-8	3.58	22	20	0	0	108.0	89	50	43	5	8	52-0	138	5	0	
MINOR TOTALS		10-15	3.62	53	47	0	0	0	216.0	165	97	87	13	18	107-1	263	13	3

ALMONTE, JOSE

OF

Height: 6-3 Weight: 205 Born: Sept. 9, 1996 in Santo Domingo, Dominican Republic
 Bats: Right Throws: Right Resides: Santo Domingo, Dominican Republic
 Opening Day Age: 22
 Acquired: Signed as a non-drafted free agent on July 2, 2013.
 Signed By: Roberto Aquino/Gil Kim

2018: Began season on the disabled list and appeared in 11 games on rehab assignment with the AZL Rangers upon activation in August...**2017:** Played in a career-high 66 games, but had season cut short due to injury...endured a pair of disabled list stints, 4/26-5/2, with right quad infection, and 7/7-end of season, with left knee sprain...**2016:** With Hickory, established career highs in nearly every offensive category despite a pair of disabled list stints with shoulder ailments...batted .281/.337/.417 over 1st 29 G with the Crawdads and was transferred to extended Spring Training on 5/19...returned to Hickory on 6/6 and batted .292/.361/.554 in 20 G before landing on the DL on 6/29 with a right rotator cuff strain...activated on 7/20 and batted .235 (8-34) in 11 G...was also on DL, 7/29-end of season, with a dislocated left shoulder...ranked the 25th-best prospect in the farm system by MLB.com following the season...**2015:** Opened season with the AZL Rangers and was transferred to the DSL Rangers on 7/10...returned to Arizona following the season and participated in the fall instructional league...**2014:** Tapped the 18th-best prospect in the organization by MLB.com following his first professional season...combined to bat .193 (41-212) with 2 home runs and 23 RBI over 60 games between the DSL and AZL Rangers...**2013:** Did not see game action after signing first pro contract on 7/2...**Notes:** Was rated by MLB.com as the 13th-best international prospect...participated in the Perfect Game World Showcase and was selected to the Dominican Prospect League All-Star Game...was also a member of the 2013 DPL Elite Travel Team that toured Florida during Spring Training.

YEAR	CLUB	AVG	G	AB	R	H	TB	2B	3B	HR	RBI	SH	SF	BB-I	SO	SB	CS	HP	GDP	OBP	SLG
2014	DSL Rangers	.317	10	41	3	13	15	2	0	0	5	0	1	3-0	8	0	0	1	0	.370	.366
	AZL Rangers	.164	50	171	16	28	38	2	1	2	18	0	0	10-0	51	5	3	5	3	.231	.222
2015	AZL Rangers	.121	15	58	3	7	9	2	0	0	8	0	0	1-0	19	1	0	1	1	.150	.155
	DSL Rangers	.186	33	118	17	22	29	5	1	0	7	0	0	13-0	26	1	3	6	1	.299	.244
2016	Hickory	.278	57	180	29	50	80	6	0	8	26	0	0	8-0	56	8	2	10	4	.343	.446
	AZL Rangers	.267	4	15	4	4	8	2	1	0	1	0	0	1-0	3	0	0	0	1	.313	.533
2017	Hickory	.185	66	227	24	42	68	4	2	6	19	0	0	13-0	66	1	1	7	5	.251	.300
2018	AZL Rangers	.194	11	31	8	6	7	1	0	0	1	0	0	9-1	14	1	0	2	0	.405	.226
MINOR TOTALS		.205	246	841	104	172	254	24	5	16	85	0	1	58-1	243	17	9	32	15	.281	.302



ALTMANN, JOSH

INF/OF

Height: 6-3 Weight: 190 Born: July 6, 1994 in Homer Glen, IL
 Bats: Right Throws: Right Resides: Lockport, IL
 Opening Day Age: 24
 Acquired: Selected in the 22nd round of the 2015 June Draft (Olivet Nazarene (IL) U.)...signed on June 15, 2015.
 Signed By: Michael Medici

2018: Led Down East and ranked 4th in the Carolina League with career-high 20 home runs...also posted career bests in total bases (157), RBI (62), and walks (45)...named CL Player of the Month for June after batting .323/.425/.758/1.183 (20-62) with 6 HR and 18 RBI in 19 G...made 95 starts at second base (45), first base (20), right field (16), left field (8), and third base (6)...made 7 late-game pitching appearances, going 0-2 with a 10.13 ERA (9 ER/8.0 IP)...**2017:** Ranked among Down East leaders in home runs (2nd, 10), walks (2nd, 42), hits (3rd, 97), and doubles (3rd, 22)...named to the Carolina League mid-season All-Star team and participated in the home run derby during the All-Star festivities...**2016:** Combined to bat .260/.343/.413 over 79 games with Hickory and High Desert...opened season in extended Spring Training and joined Hickory on 5/12...promoted to High Desert on 8/25 for the remainder of the season...hit .255 (37-145) with 2 home runs 21 RBI, 17 walks, and 18 strikeouts over 40 games with the Adelaide Bite of the Australian Winter League...**2015:** Ranked among the AZL Rangers leaders in R (2nd, 24), HR (T2nd, 2), RBI (2nd, 25), and SB (2nd, 8)...was T10th in the AZL in doubles...promoted to High Desert on 8/26 for remainder of the season...**Notes:** Was a 2-time CCAC All-Conference selection at Olivet Nazarene University...started all 50 games for the Tigers as a junior, compiling the 8th-highest average (.432) in the NAIA...was the 10th player ever drafted out of Olivet.

YEAR	CLUB	AVG	G	AB	R	H	TB	2B	3B	HR	RBI	SH	SF	BB-I	SO	SB	CS	HP	GDP	OBP	SLG
2015	AZL Rangers	.248	46	157	24	39	59	12	1	2	25	3	1	12-0	18	8	9	7	0	.328	.376
	High Desert	.261	7	23	4	6	10	0	2	0	4	0	0	2-0	4	2	0	0	0	.320	.435
2016	Hickory	.260	71	227	43	59	97	16	2	6	30	0	0	23-0	38	9	7	8	3	.349	.427
	High Desert	.259	8	27	5	7	8	1	0	0	1	0	0	0-0	6	0	0	1	0	.286	.296
2017	Down East	.244	118	397	51	97	151	22	1	10	38	3	0	42-0	88	14	5	8	4	.329	.380
2018	Down East	.222	106	356	49	79	157	16	1	20	62	0	0	45-1	90	6	0	13	13	.331	.441
MINOR TOTALS		.242	356	1187	176	287	482	67	7	38	160	6	1	124-1	244	39	21	37	20	.332	.406

ALVAREZ, ELIEZER

INF/OF

Height: 5-11 Weight: 165 Born: Oct. 15, 1994 in Santiago, Dominican Republic
 Bats: Left Throws: Right Resides: Santiago, Dominican Republic
 Opening Day Age: 24
 Acquired: In a trade with Philadelphia on March 21, 2018

2018: Acquired from Philadelphia on 3/21 in exchange for cash considerations...ranked among Frisco club leaders in runs (1st, 68), triples (1st, 6), stolen bases (2nd, 26), and home runs (T2nd, 12)...recalled by Texas on 5/7 for 1st major league stint but did not appear in that night's game and was optioned to Frisco the next day...**2017:** Combined to bat .248 (52-210) with 5 HR and 28 RBI in 61 G with the GCL Cardinals (Rk.) and Springfield (AA) in the St. Louis system...appeared in 18 G for Escogido in the Dominican Winter League...**2016:** Named a *Baseball America* Low Class A All-Star and Midwest League mid-season All-Star...ranked among league leaders in SB (1st, 36), OPS (2nd, .879), 2B (2nd, 36), OBP (2nd, .404), SLG (3rd, .476), batting (4th, .323), and XBH (5th, 48)...named by *Baseball America* as the 10th-best prospect and "Best Hitter for Average" in the STL system...**2015:** Named to the Appalachian League postseason All-Star team and was rated the league's 10th-best prospect by *Baseball America*...ranked among league leaders in 2B (T3rd, 20) and batting (7th, .314)...**2014:** Rebounded to hit .353 (24-68) in return to GCL...12 of his 24 hits went for extra bases...**2013:** Appeared in 20 G with the GCL Cardinals in his 1st stateside action...**2012:** Began pro career with DSL Cardinals...hit .205 (34-176) overall, but batted .269 (18-67) in July...**Notes:** Has a daughter, Yizlienny.

YEAR	CLUB	AVG	G	AB	R	H	TB	2B	3B	HR	RBI	SH	SF	BB-I	SO	SB	CS	HP	GDP	OBP	SLG
2012	DSL Cardinals	.205	53	176	33	36	51	5	2	2	15	3	0	27-0	35	10	7	4	4	.324	.290
2013	GCL Cardinals	.209	20	67	12	14	25	2	3	1	7	1	0	4-0	14	6	2	1	0	.264	.373
2014	GCL Cardinals	.353	21	68	11	24	43	6	5	1	15	0	0	6-0	7	3	1	1	0	.413	.632
2015	Johnson City	.314	52	204	32	64	92	20	1	2	31	0	3	11-0	32	9	4	3	3	.353	.451
2016	Peoria	.323	116	433	70	140	206	36	6	6	59	1	4	53-4	96	36	15	8	7	.404	.476
2017	Springfield	.247	54	186	29	46	71	11	1	4	26	0	2	16-0	56	8	3	5	2	.321	.382
	GCL Cardinals	.250	7	24	4	6	11	2	0	1	2	0	1	2-0	3	1	0	0	1	.296	.458
2018	Frisco	.228	108	408	68	93	158	17	6	12	43	4	3	42-0	124	26	2	2	12	.301	.387
MINOR TOTALS		.270	431	1566	259	423	657	99	24	29	198	9	13	161-4	367	99	34	24	29	.345	.420

ANDERSON, REID

RHP

Height: 6-3 Weight: 185 Born: Aug. 22, 1995 in New Egypt, NJ
 Bats: Right Throws: Right Resides: New Egypt, NJ
 Opening Day Age: 23
 Acquired: Selected in the 17th round of the 2016 June draft.
 Signed By: Brian Matthews

2018: Returned to Hickory and posted the 9th-lowest ERA among South Atlantic League qualifiers...also had lowest HR/9 rate (0.15) in the SAL (min. 100 IP)...ranked among Crawdads leaders in innings (2nd, 117.1), wins (T2nd, 8), starts (4th, 19), and strikeouts (5th, 102)...tossed 7.0-inning CG in nightcap of doubleheader 7/25 at Greenville...won 6 straight starts from 7/19-8/21, registering a 2.50 ERA (11 ER/39.2 IP) in that span...on disabled list, 5/16-31, with blister on right hand...**2017:** Logged 28 games/13 starts for Hickory and led the club with 11 losses...went 1-3 with a 4.68 ERA (17 ER/32.2 IP) as a reliever and 0-8 with a 5.66 ERA (35 ER/55.2 IP) in 13 starts...joined the Crawdads rotation in the latter half of the season, making 11 of his final 12 appearances as a starter...**2016:** Pitched in 14 games for Spokane in his 1st pro season...was 1-1 with a 3.38 ERA (11 ER/29.1 IP) and one save over 12 relief appearances and had no record with a 3.68 ERA (3 ER/7.1 IP) in 2 starts...**Notes:** Named All-PASAC East Second Team in his only season as a starter at Millersville University, going 8-1 with a 3.78 ERA...totaled 5.1 scoreless innings with 4 strikeouts over 3 relief appearances in the NCAA Division II Championship...was recruited to Millersville as an outfielder, but moved to the bullpen during his sophomore season...earned 6 varsity letters in baseball and basketball at New Egypt (NJ) High School...father, Jim, pitched at the University of Maryland.

YEAR	CLUB	W-L	ERA	G	GS	CG	SHO	SV	IP	H	R	ER	HR	HB	BB-I	SO	WP	BK
2016	Spokane	1-1	3.44	14	2	0	0	1	36.2	31	18	14	1	2	20-0	18	7	0
2017	Hickory	1-11	5.30	28	13	0	0	0	88.1	96	60	52	8	6	32-0	65	10	0
2018	Hickory	8-6	3.22	23	19	1	0	0	117.1	102	55	42	2	4	30-0	102	17	1
MINOR TOTALS		10-18	4.01	65	34	1	0	1	242.1	229	133	108	11	12	82-0	185	34	1



FRONT OFFICE
COACHES
PLAYERS
2018 REVIEW
OPPONENTS
RECORDS
DEVELOPMENT
MEDIA

ANDERSON, RYAN

OF

Height: 6-1 Weight: 205 Born: Aug. 30, 1995 in Pleasanton, CA
 Bats: Right Throws: Right Resides: Pleasanton, CA
 Opening Day Age: 23
 Acquired: Selected in the 31st round of the 2018 June Draft.
 Signed By: Butch Metzger

2018: Appeared at all 3 outfield positions in 37 G with the AZL Rangers in his 1st pro season...**Notes:** Garnered 2018 Big West Conference first team honors at UC Davis, leading the Aggies in numerous offensive categories while tying for the league lead with a .345 average...started all 104 of the program's games from 2017-18...in summer 2017, played for the Bismarck Larks of the Northwoods League, a collegiate summer league...prepped at Foothill (CA) High School, where he lettered in baseball and football (wide receiver and safety)...his father, Ron, played football at Santa Clara...sports hero is Jerry Rice.

YEAR	CLUB	AVG	G	AB	R	H	TB	2B	3B	HR	RBI	SH	SF	BB-I	SO	SB	CS	HP	GDP	OBP	SLG
2018	AZL Rangers	.250	37	136	26	34	54	7	2	3	17	0	0	8-0	27	8	1	3	0	.306	.397

APARICIO, MIGUEL

OF

Height: 6-0 Weight: 175 Born: March 17, 1999 in San Carlos, Venezuela
 Bats: Left Throws: Left Resides: San Carlos, Venezuela
 Opening Day Age: 20
 Acquired: Signed as a non-drafted free agent on July 2, 2015.
 Signed By: Rafic Saab

2018: Combined to bat .218 (74-339) with 9 HR and 32 RBI in 92 G with Spokane and Hickory...named South Atlantic League Player of the Week for 7/9-15 after batting .385/.407/.769/1.177 (10-26) with 2 HR and 8 RBI in 6 G...saw action at all 3 outfield spots...**2017:** Tabbed the 13th-best prospect in the Northwest League by *Baseball America*...was named a NWL Postseason All-Star...ranked among the NWL leaders in hits (2nd, 86), runs (4th, 47), and RBI (T12th, 33)...was the 3rd-hardest to strikeout in the NWL (8.3 PA per SO)...opened the season in extended Spring Training and was promoted to Hickory on 5/10...played in 25 games with the Crawdads before transfer to Spokane for start of season on 6/9...batted .305/.348/.408/.756 (65-213) over final 50 games with the Indians...**2016:** Made pro debut with the DSL Rangers2...**2015:** Participated in the Fall Instructional League...**Notes:** Rated as the 14th-best international prospect by *Baseball America*.

YEAR	CLUB	AVG	G	AB	R	H	TB	2B	3B	HR	RBI	SH	SF	BB-I	SO	SB	CS	HP	GDP	OBP	SLG
2016	DSL Rangers2	.274	58	219	32	60	87	10	4	3	36	6	2	18-0	36	15	7	4	5	.337	.397
2017	Hickory	.176	25	85	6	15	21	2	2	0	9	0	0	7-0	18	2	2	2	1	.255	.247
	Spokane	.293	70	294	47	86	116	12	3	4	33	5	0	16-0	39	2	8	2	5	.333	.395
2018	Hickory	.214	81	294	37	63	106	9	5	8	28	0	1	16-0	65	4	6	4	6	.263	.361
	Spokane	.244	11	45	5	11	15	1	0	1	4	0	2	1-0	8	0	1	0	1	.250	.333
MINOR TOTALS		.251	245	937	127	235	345	34	14	16	110	11	5	58-0	166	22	24	12	18	.301	.368

APOSTEL, SHERTEN

3B

Height: 6-4 Weight: 200 Born: March 11, 1999 in Willemstad, Curacao
 Bats: Right Throws: Right Resides: Willemstad, Curacao
 Opening Day Age: 19
 Acquired: In a 3-player trade with Pittsburgh on July 31, 2018
 Signed By: Rene Gayo, Juan Mercado, and Mark VanZanten (Pittsburgh)

2018: Combined to bat .278/.420/.460/.880 (49-176) over 53 G with Short-A Bristol and Spokane in his 1st season stateside...acquired by Texas, along with LHP Taylor Hearn, in exchange for RHP Keone Kela on 7/31...**2017:** Finished T2nd in the DSL with 9 HR in 2nd season with the DSL Pirates...**2016:** Made pro debut with the DSL Pirates...**Notes:** Brother, Shendrik, is a 1B in the PIT organization.

YEAR	CLUB	AVG	G	AB	R	H	TB	2B	3B	HR	RBI	SH	SF	BB-I	SO	SB	CS	HP	GDP	OBP	SLG
2016	DSL Pirates	.205	48	171	24	35	47	7	1	1	9	3	1	24-0	61	1	1	2	5	.308	.275
2017	DSL Pirates	.258	61	198	43	51	98	12	4	9	48	1	2	56-5	49	4	5	2	3	.422	.495
2018	Bristol Pirates	.259	41	139	28	36	64	7	0	7	26	0	1	32-0	42	3	1	3	6	.406	.460
	Spokane	.351	12	37	7	13	17	1	0	1	10	0	2	9-0	8	0	1	1	1	.469	.459
MINOR TOTALS		.248	162	545	102	135	226	27	5	18	93	4	6	121-5	160	8	8	8	15	.388	.415

ARIAS, DIOSBEL

INF

Height: 6-2 Weight: 190 Born: July 21, 1996 in La Habana, Cuba
 Bats: Right Throws: Right Resides: Miami, FL
 Opening Day Age: 22
 Acquired: Signed as a non-drafted free agent on July 2, 2017.
 Signed By: Willy Espinal

2018: Ranked among Northwest League leaders in batting average (1st, .366), OBP (1st, .451), OPS (2nd, .942), RBI (2nd, 44), hits (3rd, 82), and walks (4th, 33)...finished 2nd to teammate Curtis Terry in OPS and RBI...his .366 average was 20 points higher than next-closest finisher in the NWL, also the T4th-highest mark among all qualifying minor leaguers...named to NWL mid-season and post-season All-Star teams, and was tabbed a Texas Organization All-Star by MiLB.com...recorded 25 multi-hit games, including 11 games of 3-or-more hits...reached safely in all 6 PA's on 8/13 at Boise, going 4-for-4 with 2 walks...over final 14 G, batted .412/.516/.510/1.026 (21-51) with 7 multi-hit efforts in that span...named third baseman on Short-Season All-Star team by *Baseball America*...**2017:** Spent 1st season in Texas organization with DSL Rangers1.

YEAR	CLUB	AVG	G	AB	R	H	TB	2B	3B	HR	RBI	SH	SF	BB-I	SO	SB	CS	HP	GDP	OBP	SLG
2017	DSL Rangers1	.419	8	31	4	13	17	4	0	0	8	0	0	1-0	6	0	0	0	0	.438	.548
2018	Spokane	.366	61	224	43	82	110	15	2	3	44	0	3	33-2	39	5	1	4	8	.451	.491
MINOR TOTALS		.373	69	255	47	95	127	19	2	3	52	0	3	34-2	45	5	1	4	8	.449	.498



ARREDONDO, EDGAR

RHP

Height: 6-3 Weight: 230 Born: May 16, 1997 in Culiacan Rosales, Mexico
 Bats: Right Throws: Right Resides: Navalato, Mexico
 Opening Day Age: 21
 Acquired: Signed as a non-drafted free agent on July 2, 2013.
 Signed By: Bill McLaughlin/Manuel Velez

2018: Named Carolina League mid-season All-Star and was twice honored as CL Pitcher of the Week...issued walks to just 4.8% of batters faced across 2 levels of the Texas farm system, reaching Double-A for the 1st time...opponents batted .256/.301/.385/686...opened the season at Down East and was 5-1 with a 2.32 ERA (11 ER/42.2 IP) over 1st 8 starts...allowed 12 R-8 ER over 16.2 IP in next 3 starts, but was promoted to Frisco on 6/22...had 5.40 ERA (15 ER/25.0 IP) in 1st 5 G/4 GS with the Riders and 4.05 ERA (9 ER/20.0 IP) in final 4 starts...on disabled list, 7/28-8/18, with right middle finger contusion...went 2-1 with a 2.57 ERA (4 ER/14.0 IP) in 3 G/GS with Culiacan in the Mexican Pacific Winter League...**2017:** Led Hickory in starts (21), innings (109.2), and strikeouts (105)...averaged 1.73 BB/9, 2nd-lowest rate of any Texas farmhand (min. 100.0 IP)...went 4-4 with a 2.98 ERA (27 ER/81.2 IP) and 81 strikeouts/9 walks over his final 15 games/14 starts...**2016:** Tied for the DSL Rangers' team lead in strikeouts and finished 2nd on the club in both wins and ERA...was 1-1 with a 2.57 ERA (4 ER/14.0 IP) over 3 starts with Culiacan in the Mexican Winter League...**2015:** Saw first official game action since joining the Texas organization...had no record and a 1.86 ERA (4 ER/19.1 IP) with 17 strikeouts as a starter...**2014:** Missed entire season following right elbow surgery on 11/16/13...**2013:** Did not see game action with Texas after signing first professional contract on July 2...appeared in one game for Quintana Roo of the Mexican League, tossing 2.0 scoreless innings on April 18...became the youngest pitcher to ever debut in a Mexican League game at 15 years old.

YEAR	CLUB	W-L	ERA	G	GS	CG	SHO	SV	IP	H	R	ER	HR	HB	BB-I	SO	WP	BK
2015	AZL Rangers	0-1	3.97	11	8	0	0	0	22.2	23	12	10	0	4	5-0	22	2	0
2016	DSL Rangers1	6-2	1.60	12	12	0	0	0	62.0	60	15	11	0	5	4-0	56	2	0
2017	Hickory	6-6	3.86	22	21	0	0	0	109.2	118	58	47	8	7	21-0	105	6	1
2018	Down East	5-2	2.88	11	11	0	0	0	59.1	53	26	19	5	3	11-0	68	1	0
	Frisco	0-4	4.80	9	8	0	0	1	45.0	50	24	24	4	4	10-0	27	3	0
MINOR TOTALS		17-15	3.34	65	60	0	0	1	298.2	304	135	111	17	23	51-0	278	14	1

BAHR, JASON

RHP

Height: 6-5 Weight: 190 Born: Feb. 15, 1995 in Orlando, FL
 Bats: Right Throws: Right Resides: Longwood, FL
 Opening Day Age: 24
 Acquired: In a 4-player trade with the San Francisco Giants on July 8, 2018.
 Signed By: Jim Gabella (San Francisco)

2018: Acquired from San Francisco on 7/8, along with RHP Cory Gearrin and OF Austin Jackson, in exchange for PTBNL or cash...combined to go 10-8 with a 3.52 ERA (47 ER/120.1 IP) in 24 G/GS with Augusta (A), San Jose (A+), and Down East...at time of promotion to San Jose on 6/21, ranked among South Atlantic League leaders in SO/9 (2nd, 11.53) and strikeouts (2nd, 88)...went 8-4, 2.55 (24 ER/84.2 IP) with 1.03 WHIP in 16 G/GS prior to trade...held opponents to .208/.276/.347/.623 slash line in those outings...recorded career-high 11 SO in back-to-back outings with Augusta on 5/10 vs. Rome and 5/18 at Greenville...in last 4 outings with Down East, went 2-1, 3.60 (8 ER/20.0 IP) with 7 BB/19.0 IP with 7 BB/19.0 IP...**2017:** Tied for Short-A Salem-Keizer club lead in wins (3) in pro debut...did not allow a HR in 33.0 IP...went 2-1, 2.59 (7 ER/24.1 IP) as a starter, 1-1, 6.23 (6 ER/8.2 IP) in relief...opposition hit .248/.329/.320/.649...**Notes:** Began college career in 2014 as a walk-on at the University of Central Florida...was cut prior to the 2016 season, but rejoined the program for the 2017 season under a new head coach, posting a 2.68 ERA with 84 strikeouts in 53.2 innings...continued taking classes and worked as a lifeguard during time away from baseball before returning to play in the Florida Collegiate Summer League...was a 4-year letter winner at Lake Mary (FL) High School.

YEAR	CLUB	W-L	ERA	G	GS	CG	SHO	SV	IP	H	R	ER	HR	HB	BB-I	SO	WP	BK
2017	Salem-Keizer	3-2	3.55	13	7	0	0	0	33.0	31	16	13	0	4	11-0	36	3	1
2018	Augusta	6-4	2.75	13	13	1	0	0	68.2	52	22	21	5	4	21-0	88	7	1
	San Jose	2-0	1.69	3	3	0	0	0	16.0	12	3	3	3	2	2-0	15	1	0
	Down East	2-4	5.80	8	8	0	0	0	35.2	42	25	23	4	4	12-0	32	3	0
MINOR TOTALS		13-10	3.52	37	31	1	0	0	153.1	137	66	60	12	14	46-0	171	14	2

BAKER, BRANDON

LHP

Height: 6-0 Weight: 180 Born: April 7, 1995 in Lithonia, GA
 Bats: Left Throws: Left Resides: Lithonia, GA
 Opening Day Age: 23
 Acquired: Signed as a non-drafted free agent on July 29, 2018.
 Signed By: Clarence Johns

2018: Made 4 relief appearances for the AZL Rangers in his professional debut...**Notes:** Pitched collegiately at Missouri and Georgia State...appeared in 4 games for Mizzou in 2014-15 and lettered 2 years at Georgia State (2017-18)...graduated from Redan (GA) High School and was named Class AAAA Player of the Year after leading team to the 2013 state title...attended same high school that produced MLB All-Stars Brandon Phillips and Wally Joyner.

YEAR	CLUB	W-L	ERA	G	GS	CG	SHO	SV	IP	H	R	ER	HR	HB	BB-I	SO	WP	BK
2018	AZL Rangers	0-0	3.38	4	0	0	0	0	5.1	4	3	2	0	0	5-0	9	2	0

BARLOW, JOE

RHP

Height: 6-3 Weight: 195 Born: Sept. 28, 1995 in Riverton, UT
 Bats: Right Throws: Right Resides: Riverton, UT
 Opening Day Age: 23
 Acquired: Selected in the 11th round of the 2016 June Draft (Salt Lake (UT) CC)...signed on June 14, 2016.
 Signed By: Josh Simpson

2018: Held opponents to a .116/.274/.189/.463 slash line, posting the lowest opponent average among all minor league pitchers with at least 50.0 IP...named the best reliever in the South Atlantic League in *Baseball America's* annual Best Tools survey...ranked among the SAL relief leaders in opponent avg. (1st), SO/9 (3rd, 13.88), and fewest baserunners per 9.0 IP (4th, 9.61)...held RHB 6-for-105 (.057) with no extra-base hits and 54 SO...ended season with a 22.0-inning scoreless streak, holding opponents to a .110/.175/.137/.312 slash line with 6 BB/37 SO during the streak...went 0-2 with a 6.94 ERA (9 ER/11.2 IP) in 11 G with Surprise in the Arizona Fall League...**2017:** Ranked among the Northwest League relief leaders in opp. avg (2nd, .177), wins (T2nd, 6), and SO/9 (5th, 12.80)...opponents batted .177/.303/.222/.525...whiffed 64 of 158 BF (40.5%)...completed multiple innings in 15 of 16 G...**2016:** Recorded

13 games/3 starts with the AZL Rangers in his 1st pro season...was 2-2 with a 2.74 ERA (7 ER/23.0 IP) and 2 saves as a reliever and 0-2, 8.38 (9 ER/9.2 IP) as a starter...Notes: Went 3-3 with a 2.12 ERA (11 ER/46.2 IP) and 51 strikeouts over 13 games/7 starts as a sophomore at Salt Lake Community College...also started 25 games behind the plate for the Bruins...was a 2014 All-State selection at Riverton (UT) HS...has seven brothers and three sisters.

Table with columns: YEAR, CLUB, W-L, ERA, G, GS, CG, SHO, SV, IP, H, R, ER, HR, HB, BB-I, SO, WP, BK. Rows include 2016 AZL Rangers, 2017 Spokane, 2018 Hickory, and MINOR TOTALS.

BASABE, OSLEIVIS

SS

Height: 6-1 Weight: 165 Born: Sept. 13, 2000 in Bobures, Venezuela
Bats: Right Throws: Right Resides: Bobures, Venezuela
Opening Day Age: 18
Acquired: Signed as a non-drafted free agent on Dec. 23, 2017.
Signed By: Carlos Plaza

2018: Registered the 3rd-highest average in the Dominican Summer League...ranked among DSL Rangers1 leaders in doubles (1st, 16), hits (2nd, 66), total bases (3rd, 91), and RBI (T3rd, 34) as the club's primary shortstop...named a DSL All-Star by Baseball America...compiled a 20-G hitting streak from 7/18-8/14 and had 29-G on-base streak from 7/18-end of season at .405/.460/.568/1.028 (45-111)...named #12 prospect in the Texas farm system following the season by Baseball America.

Table with columns: YEAR, CLUB, AVG, G, AB, R, H, TB, 2B, 3B, HR, RBI, SH, SF, BB-I, SO, SB, CS, HP, GDP, OBP, SLG. Row: 2018 DSL Rangers1

BASS, BLAKE

RHP

Height: 6-7 Weight: 265 Born: June 3, 1993 in Lubbock, TX
Bats: Right Throws: Right Resides: Lubbock, TX
Opening Day Age: 25
Acquired: Selected in the 8th round of the 2015 June Draft (Angelo State (TX) U.)...signed on June 9, 2015.
Signed By: Bobby Crook

2018: Returned from injury and combined to go 1-1 with a 2.35 ERA (8 ER/30.2 IP) in 20 relief appearances with Spokane and Down East...pitched in 4 G for Spokane on rehab assignment before joining the Wood Ducks on 6/29...joined C.D. Pelham as only Down East pitchers with 20+ IP and zero HR allowed...2017: Appeared in 6 games for Down East from 4/6-23...on disabled list, 4/26-end of season, with right elbow strain...2016: Logged the 2nd-most appearances on the Hickory staff...was 4-2, 2.92 (20 ER/61.2 IP) as a reliever and 2-1, 1.88 (5 ER/24.0 IP) as a starter...shifted to rotation on 8/7...ended the season with 11.0 scoreless innings over his last 3 starts, 8/20-9/1...2015: Worked mostly out of the Spokane bullpen in his first professional season...was 1-0, 4.05 (6 ER/13.1 IP) over 4 starts and 0-3, 4.50 (10 ER/20.0 IP) in 9 relief appearances...compiled a 3.20 ERA (10 ER/28.1 IP) with 24 strikeouts over final 9 games/3 starts...Notes: Was a late convert to the mound, making the switch to pitcher as a junior at Angelo State University...was a Lone Star Conference First Team selection as a senior at Angelo State, going 10-3 with a 2.22 ERA (26 ER/105.1 IP), 3 complete games, a shutout, and 106 strikeouts in 17 games/starts...named the 3rd-best professional prospect in Division 2 as a senior by Baseball America...began his college career as a first baseman at Texas Tech University...earned District 2-5A MVP honors and was a Class 5A All-State selection as a senior at Lubbock Coronado High School.

Table with columns: YEAR, CLUB, W-L, ERA, G, GS, CG, SHO, SV, IP, H, R, ER, HR, HB, BB-I, SO, WP, BK. Rows include 2015 Spokane, 2016 Hickory, 2017 Down East, 2018 Spokane, 2018 Down East, and MINOR TOTALS.

BECK, PRESTON

OF

Height: 6-2 Weight: 205 Born: Oct. 26, 1990 in Dallas, TX
Bats: Left Throws: Right Resides: Dallas, TX
Opening Day Age: 28
Acquired: Selected in the 5th round of the 2012 June Draft (U. Texas-Arlington)...signed on June 7, 2012.
Signed By: Jay Eddings

2018: Led Frisco in HR (13), RBI (53), and total bases (181), all career highs...named Texas League Player of the Week for 7/2-8 after batting .464 (13-28) with 2 HR and 7 RBI in 7 G, including a grand slam...had batted .228 (53-232) in 65 G prior to 7/2, but hit .295 (62-210) over final 57 G...2017: Spent the entire campaign with Round Rock while enduring 3 separate DL stints...batted .394 (28-71) with 11 multi-hit games through his 1st 18 contests of the season and finished with .177 (28-158) mark over final 49 games...made 43 starts in right field and 3 starts in both left field and at first base...on disabled list, 7/17-31, 8/2-9, 8/14-21, with ankle, shin, and calf injuries...2016: Reached Triple-A for the 1st time in his career, splitting the campaign between Frisco and Round Rock...named a mid-season All-Star for the 2nd time in his career, earning a spot on the Texas League South Division All-Star team...combined to bat .277 (99-357) with 8 home runs and 42 RBI in 101 games...posted career highs in both average and SLG (.445)...saw time at both corner outfield spots and first base...began season with Frisco and batted .304/.361/.488 over final 45 games with the club from 5/17-7/19...appeared on the mound for a 2nd straight season, earning the victory in Frisco's 11-8, 15-inning win on 5/17 at Midland...allowed one run over 2.0 innings of work, recording 2 strikeouts...was on the disabled list 7/2-8 with a left wrist sprain...promoted to Round Rock on 7/20 for the remainder of the season...2015: Hit safely in 28 of first 30 games with High Desert and was promoted to Frisco on 5/15...appeared on the mound for the first time as a pro on 9/7 vs. MID, retiring one of 4 BF...2014: Earned a spot on the Carolina League mid-season All-Star team...led the Carolina League with 80 walks and also ranked among the leaders in RBI (2nd, 77), doubles (3rd, 33), OBP (.376), and home runs (T10th, 11)...saw time at both first base and right field...2013: Totaled the 2nd-most outfield assists (13) in the Carolina League...opened season with Hickory and hit safely in 6 of 8 games at .333 (8-24)...promoted to Myrtle Beach on 4/13...2012: Spent first professional season with Spokane...tallied the 2nd-most outfield assists in the Northwest League...tabbed as the top outfield arm in the farm system by Baseball America...finished 2nd on the club with 29 RBI...Notes: Attended nearby University of Texas-Arlington and was named to the all-Southland Conference first team as a junior in 2012, batting .335 with 9 doubles, 4 triples, 14 home runs, a school-record 71 RBI, and 45 runs scored...became the 3rd player in UT-Arlington history to be named Louisville Slugger Freshman All-American...graduated from Bishop Lynch High School in Dallas, where he was an all-state 6A selection and district MVP, and also pitched...is the 5th UTA product ever chosen by the Rangers and first since SS Larry Hanlon in the 3rd round of the 1991 Draft.



YEAR	CLUB	AVG	G	AB	R	H	TB	2B	3B	HR	RBI	SH	SF	BB-I	SO	SB	CS	HP	GDP	OBP	SLG
2012	Spokane	.251	66	247	24	62	87	10	3	3	29	1	2	25-1	39	6	0	5	8	.330	.352
2013	Hickory	.333	8	24	6	8	10	2	0	0	0	0	0	5-0	4	0	0	1	1	.467	.417
2013	Myrtle Beach	.245	98	322	38	79	110	14	4	3	39	3	4	47-1	62	0	4	7	7	.345	.342
2014	Myrtle Beach	.255	121	436	66	111	179	33	1	11	77	1	3	80-4	93	8	2	4	5	.376	.411
2015	High Desert	.298	32	121	19	36	61	12	2	3	14	0	0	15-0	25	0	1	1	3	.380	.504
	Frisco	.224	93	343	38	77	112	12	4	5	42	0	3	39-6	60	8	2	1	11	.303	.327
2016	Frisco	.289	68	235	35	68	112	13	5	7	30	1	0	21-2	41	4	1	4	3	.358	.477
	Round Rock	.254	33	122	14	31	47	9	2	1	12	0	0	10-1	25	2	1	0	6	.311	.385
2017	Round Rock	.245	66	229	30	56	73	10	2	1	29	0	4	26-2	45	2	2	2	7	.322	.319
2018	Frisco	.260	122	442	58	115	181	21	3	13	53	0	1	38-1	94	0	3	7	7	.328	.410
MINOR TOTALS		.255	707	2521	328	643	972	136	26	47	325	6	17	306-14	488	40	16	32	58	.341	.386

BENJAMIN, WES

LHP

Height: 6-1 Weight: 197 Born: July 26, 1993 in Winfield, IL
 Bats: Right Throws: Left Resides: St. Charles, IL
 Opening Day Age: 25
 Acquired: Selected in the 5th round of the 2014 June Draft (L of Kansas)...signed on June 15, 2014.
 Signed By: Dustin Smith

2018: Named to Texas League mid-season All-Star team, his 1st career All-Star selection...tied for the Frisco club lead in wins (5) while ranking among staff leaders in starts (3rd, 15), strikeouts (3rd, 72), and innings (4th, 79.2)...including 3 rehab starts with the AZL Rangers, combined to go 5-6 with a 3.32 ERA (32 ER/86.2 IP) in 18 G/GS...owned reverse splits, limiting RHB to a .213 average compared to .309 mark by LHB...on disabled list, 6/7-7/31, with left elbow strain...**2017:** Logged a career-best 118.2 IP over a team-high 22 starts at Down East...ranked among the Carolina League leaders in wins (3rd, 10) and ERA (7th, 3.94)...went 3-6 with a 5.94 ERA (33 ER/50.0 IP) over 1st 10 starts...compiled the 2nd-lowest ERA in the Carolina League from 6/14-end of the season, going 7-1 with a 2.49 ERA (19 ER/68.2 IP) and 52 strikeouts/14 walks...was on disabled list, 7/1-13, with left elbow impingement...named CL Pitcher of the Week for 8/14-20 after 7.2 IP, 2 H, 0 R performance on 8/15 at CAR...**2016:** Compiled the 4th-lowest ERA among Texas farmhands in his 1st full pro season...was 6-5, 4.28 (43 ER/90.1 IP) as a starter and had 11.2 scoreless innings over 3 relief appearances...held opponents to a .268 average (105-392), including a .230 mark (26-113) by left-handed batters...**2015:** Recorded a pair of strikeouts over a scoreless inning in pro debut on 6/22 vs AZL Royals...placed on disabled list 7/11 for remainder of season with left forearm strain...**2014:** Did not appear while recovering from "Tommy John" ligament transplant surgery...**Notes:** Limited to 7 starts as a junior at the University of Kansas after tearing the ulnar collateral ligament in his left elbow during a start on March 28, 2014 at Oklahoma...underwent "Tommy John" surgery April 10, 2014 with the procedure performed by Dr. James Andrews...was a 2012 All-Big 12 Freshman Team selection...named Illinois High School Baseball Coaches Association All-State following his junior season at St. Charles East (IL) High School...drafted by the New York Yankees in the 48th round of the 2011 June Draft...father, Scott, played football at Shippensburg (PA) University and mother, Jan, played lacrosse at Ohio University.

YEAR	CLUB	W-L	ERA	G	GS	CG	SHO	SV	IP	H	R	ER	HR	HB	BB-I	SO	WP	BK
2015	AZL Rangers	0-0	0.00	1	1	0	0	0	1.0	0	0	0	0	0	1-0	2	0	0
2016	Hickory	6-5	3.79	21	18	0	0	1	102.0	105	45	43	13	3	22-0	101	4	1
2017	Down East	10-7	3.94	22	22	0	0	0	118.2	133	53	52	8	3	34-0	101	15	0
2018	Frisco	5-6	3.62	15	15	0	0	0	79.2	76	32	32	9	0	23-0	72	4	0
	AZL Rangers	0-0	0.00	3	3	0	0	0	7.0	3	0	0	0	0	1-0	9	0	0
MINOR TOTALS		21-18	3.71	62	59	0	0	1	308.1	317	130	127	30	6	81-0	285	23	1

BERAS, JAIRO

RHP

Height: 6-6 Weight: 195 Born: Dec. 25, 1994 in San Pedro De Macoris, Dominican Republic
 Bats: Right Throws: Right Resides: San Pedro De Macoris, Dominican Republic
 Opening Day Age: 24
 Acquired: Signed as a non-drafted free agent on Feb. 29, 2012.
 Signed By: Danilo Troncoso/Roberto Aquino/Mike Daly

2018: In his 1st full season on the mound, led Down East relievers in strikeouts (75) and tied for the club lead in games (38)...over final 12 G, did not allow an earned run in 17.1 IP while holding opponents to .107/.206/.125/.331 slash line with 5 BB/23 SO...overall, opponents batted just .180 (35-194)...collected 4-or-more outs in 21 of 38 and whiffed multiple batters in 23 of 38 outings...appeared in one game for Estrellas in the Dominican Winter League...**2017:** Made an in-season transition to the mound, working as a pitcher for the 1st time in his pro career...opened the season as Down East's primary rightfielder and batted .236 (29-123) with 4 HR and 20 RBI in 34 games through 5/15...appeared on the mound in the 8th inning of an 11-2 loss on 5/16 at Carolina and retired all 3 batters faced...appeared in just 8 more games as a hitter, going 3-for-18 (.167)...did not appear in a game from 6/7-25 while focusing on the transition to pitcher...transferred to Hickory on 6/26 and spent remainder of season in Crawdads bullpen...had 7.88 ERA (7 ER/8.0 IP) in 1st 9 appearances and 1.69 ERA (1 ER/5.1 IP) with 7 strikeouts over last 4 outings...**2016:** His 22 home runs ranked 4th among all Texas farmhands and bested the total of his 3 previous seasons combined...set career highs in doubles (28), HR (22), and RBI (78) for California League Champion High Desert...was on the disabled list, 5/9-19, with right hamstring strain...batted .321/.359/.707 with 12 HR and 38 RBI over final 37 games to raise season average from .230 to .262...was named the California League Player of the Month for August, batting .312 (29-93) with 11 doubles, 2 triples, 8 home runs, and 29 RBI over 25 games...chosen as the Rangers Minor League Player of the Month for August/September...hit .483 (14-29) with a double, triple, and 4 RBI in 7 playoff games with High Desert...played for Nicaragua in the World Baseball Classic qualifier in March, batting .375 (5-15) in 4 games...**2015:** Returned to Hickory and posted career highs in nearly every offensive category despite missing the majority of the first half...played in just 3 games in April before landing on the disabled list from 4/15-5/6 with a right quad strain...was removed from Hickory roster on 5/19 and worked on individual projects with the Minor League staff until returning to the club on 6/4...ranked among the South Atlantic League 2nd half leaders (min. 200 AB) in batting (9th, .303) and OPS (14th, .800)...was added to the Surprise Saguaros in the Arizona Fall League on 11/9 and went 1-for-15 over 4 games...**2014:** Tabbed the 15th-best prospect in the Texas organization by MLB.com...tabbed "best outfield arm" in the organization by *Baseball America*...opened the season as the 3rd-youngest player in the SAL...batted .177 (20-113) over first 34 games, but hit .316 (43-136) over next 37 games from May 17-July 13 to raise average to .253...batted .276 (58-210) with 6 home runs and 24 RBI following the All-Star break...**2013:** Tabbed the 10th-best prospect in the Arizona League by *Baseball America* despite missing the majority of the campaign due to injury...appeared in just 17 games for the AZL Rangers, but hit safely in 13 of those contests and totaled 15 RBI...collected at least one RBI in 12 of 17 games played...**2012:** Did not see official action after signing first professional contract on 2/29...placed on disqualified list 7/15 and was ineligible to participate in official games until 7/1/13...**Notes:** Father, Harold Herdocia, played in the San Francisco and Los Angeles Angels farm systems.

YEAR	CLUB	W-L	ERA	G	GS	CG	SHO	SV	IP	H	R	ER	HR	HB	BB-I	SO	WP	BK
2017	Down East	0-0	0.00	1	0	0	0	0	1.0	0	0	0	0	0	0-0	0	0	0
	Hickory	0-1	5.40	13	0	0	0	0	13.1	11	8	8	2	2	9-0	14	4	0
2018	Down East	3-2	4.33	38	0	0	0	3	54.0	35	32	26	4	6	26-0	75	11	1
MINOR TOTALS		3-3	4.48	52	0	0	0	3	68.1	46	40	34	6	8	35-0	89	15	1

BICE, DYLAN**RHP**

Height: 6-4 Weight: 220 Born: Aug. 17, 1997 in Ringgold, GA
 Bats: Left Throws: Right Resides: Ringgold, GA
 Opening Day Age: 21
 Acquired: Selected in the 23th round of the 2016 June Draft (Heritage (GA) HS)...signed on June 14, 2016.
 Signed By: Derrick Tucker

2018: Made 4 appearances for the AZL Rangers and did not allow an earned run while converting a pair of save chances...**2017:** Returned to the AZL Rangers and split time between the bullpen and rotation...**2016:** Logged 13 relief appearances in 1st pro season...**Notes:** Graduated from Heritage (GA) High School...had committed to East Tennessee State University.

YEAR	CLUB	AVG	G	AB	R	H	TB	2B	3B	HR	RBI	SH	SF	BB-I	SO	SB	CS	HP	GIDP	OBP	SLG
2013	AZL Rangers	.250	17	64	11	16	28	2	2	15	0	0	0	5-0	19	1	0	1	4	.314	.438
2014	Hickory	.242	110	389	38	94	133	18	0	7	33	1	1	33-0	133	5	4	3	6	.305	.342
2015	Hickory	.291	88	327	45	95	144	18	2	9	43	1	1	19-0	88	9	4	2	6	.332	.440
2016	High Desert	.262	107	409	71	107	209	28	4	22	78	0	4	24-2	121	5	5	4	10	.306	.511
2017	Down East	.227	42	141	15	32	53	9	0	4	20	0	0	9-0	52	1	1	1	2	.278	.376
MINOR TOTALS		.259	364	1330	180	344	567	75	8	44	189	2	6	90-2	413	21	14	11	28	.310	.426

BIGGERS, JAX**SS**

Height: 5-11 Weight: 175 Born: April 7, 1997 in Missouri City, TX
 Bats: Left Throws: Right Resides: Missouri City, TX
 Opening Day Age: 22
 Acquired: Selected in the 8th round of the 2018 June Draft (U. Arkansas)...signed on July 2, 2018.
 Signed By: Josh Simpson

2018: Combined to bat .253 (40-158) in 40 G with the AZL Rangers and Spokane...served as Indians' starting shortstop and ranked T2nd on club in stolen bases (6) despite appearing in half of the team's games...from 8/10-end of season, batted .300 (24-80) in 19 G. **Notes:** Played 2 seasons at the University of Arkansas, helping the Razorbacks reach the College World Series Finals in 2018...reached the 2016 NJCAA CWS in his one year at Cisco (TX) Junior College before transferring to Arkansas, batting .385 with 7 HR and 50 RBI in 64 G...graduated from Ridge Point High School in Missouri City, Texas, where he played baseball, football, and basketball...his father, Brian, was an assistant baseball coach at Lamar University from 1994-97.

YEAR	CLUB	AVG	G	AB	R	H	TB	2B	3B	HR	RBI	SH	SF	BB-I	SO	SB	CS	HP	GIDP	OBP	SLG
2018	AZL Rangers	.000	1	4	0	0	0	0	0	0	0	0	0	1-0	1	0	1	0	0	.200	.000
	Spokane	.260	39	154	26	40	51	6	1	1	20	0	2	18-0	29	6	3	2	1	.341	.331
MINOR TOTALS		.253	40	158	26	40	51	6	1	1	20	0	2	19-0	30	6	4	2	1	.337	.323

BREMER, NOAH**RHP**

Height: 6-5 Weight: 200 Born: May 13, 1996 in Berkeley, CA
 Bats: Right Throws: Right Resides: Berkeley, CA
 Opening Day Age: 22
 Acquired: Selected in the 6th round of the 2017 June Draft (U. of Washington)...signed on June 20, 2017.
 Signed By: Gary McGraw

2018: Transitioned from a relief role and made 17 starts for Hickory...tossed a 7.0-inning CG in the opener of a doubleheader on 6/12 at Greensboro (1 R-ER, 7 SO)...opponents batted .298/351/444/795, with LHB at .259 and RHB at .333...on disabled list, 4/9-5/24, with left oblique strain...**2017:** Combined to go 1-0 with a 2.61 ERA (6 ER/20.2 IP) over 12 relief outings with the AZL Rangers and Spokane...made pro debut with AZL Rangers on 6/30 and was promoted to Spokane on 7/3...**Notes:** Was an All-Pac-12 selection in 2017 for the University of Washington, going 6-3 with a 3.15 ERA (36 ER/103.0 IP) and 103 strikeouts over 15 games/9 starts...was among the conference leaders in innings (T3rd), strikeouts (4th), and wins (T9th)...left Seattle ranked among the Huskies all-time leaders in innings (3rd, 284), strikeouts (6th, 205), and career starts (T6th, 40)...was a first-team All-West Alabama Footballs and third team all-state at Berkeley (CA) High School under his father, Matt...brother, Tyler, played at Baylor and was selected by the Chicago Cubs in the 27th round of the 2012 draft.

YEAR	CLUB	W-L	ERA	G	GS	CG	SHO	SV	IP	H	R	ER	HR	HB	BB-I	SO	WP	BK
2017	AZL Rangers	0-0	40.50	1	0	0	0	0	0.2	3	3	3	0	0	1-0	1	0	0
	Spokane	1-0	1.35	11	0	0	0	0	20.0	10	4	3	1	1	4-0	30	0	0
2018	Hickory	5-7	4.20	17	17	1	0	0	81.1	94	42	38	8	1	25-0	69	6	0
MINOR TOTALS		6-7	3.88	29	17	1	0	0	102.0	107	49	44	9	2	30-0	100	6	0

BRENNAN, TIM**RHP**

Height: 6-4 Weight: 200 Born: Dec. 18, 1996 in Philadelphia, PA
 Bats: Left Throws: Right Resides: Philadelphia, PA
 Opening Day Age: 22
 Acquired: Selected in the 7th round of the 2018 June Draft (St. Joseph's (PA) U.)...signed on June 14, 2018.
 Signed By: Brian Matthews

2018: Did not see official game action...**Notes:** Garnered All-ECAC first team honors as a junior at St. Joseph's University...went 9-3 with a 2.94 ERA (29 ER/88.2 IP) and 5 BB/84 SO over 13 G/12 GS during final season...his 0.51 BB/9 rate and 16.80 SO/BB figure both led the nation in 2018...left campus among the school's all-time leaders in wins (2nd, 20) and strikeouts (2nd, 216)...was a 3-time Philadelphia Inquirer All-Southeastern Pennsylvania selection at Holy Ghost Prep...he also captained the basketball team at Holy Prep, twice earning All-League honors.



BRUCE, STEVEN

RHP

Height: 6-0 Weight: 190 Born: March 7, 1992 in Flower Mound, TX
 Bats: Right Throws: Right Resides: Flower Mound, TX
 Opening Day Age: 27
 Acquired: Signed as an undrafted free agent on June 14, 2016.
 Signed By: Cliff Terracuso

2018: Tied for Down East club lead with 5 wins while setting new career highs in starts (16), innings (94.1), and strikeouts (73)...tossed the 1st CG SHO in Down East history on 8/5 vs. Winston-Salem...went 3-3 with a 1.98 ERA (11 ER/50.0 IP) over final 8 G/GS...overall, opponents batted .240/.287/.367/.654... on disabled list, 4/5-5/12, with right shoulder tendinitis. **2017:** Combined to go 3-5 with a 4.70 ERA (31 ER/59.1 IP) over 19 G/7 GS with Spokane and Down East...began the season at Down East and transferred to Spokane on 5/12 before returning to Down East on 7/6...on disabled list, 8/19-26, with left shin contusion...went 1-2 with a 5.60 ERA (11 ER/17.2 IP) in 12 relief outings and 2-3 with a 4.32 ERA (20 ER/41.2 IP) in 7 starts...tossed a career-high 8.1 scoreless innings in his final start of the season on 8/31 at Wilmington...pitched one game for the Surprise Saguaros in the Arizona Fall League, taking the loss in his only start (3.0 IP, 5 R-2 ER)...**2016:** Signed as an undrafted free agent on 6/14 and was 1-0 with a 3.10 ERA (10 ER/29.0 IP) over 16 relief appearances with Spokane and the AZL Rangers...promoted to Spokane on 7/14 for the remainder of the season...**Notes:** Was a two-time First Team All-Conference selection, First Team All-American, and Sun Conference Pitcher of the Year at Keiser University...was the 1st Keiser player ever to sign a professional contract...also attended the University of Oklahoma and Northwood University...was All-Area Pitcher of the Year at Flower Mound High School.

YEAR	CLUB	W-L	ERA	G	GS	CG	SHO	SV	IP	H	R	ER	HR	HB	BB-I	SO	WP	BK
2016	AZL Rangers	0-0	1.00	4	0	0	0	0	9.0	8	1	1	0	2	0-0	6	0	0
	Spokane	1-0	4.05	12	0	0	0	3	20.0	18	9	9	0	0	4-1	18	2	0
2017	Down East	3-4	5.00	15	7	0	0	0	54.0	55	32	30	4	4	10-4	44	3	0
	Spokane	0-1	1.69	4	0	0	0	0	5.1	3	2	1	0	0	3-0	6	0	0
2018	Down East	5-8	3.05	17	16	1	1	0	94.1	83	38	32	11	7	17-0	73	3	0
MINOR TOTALS		9-13	3.60	52	23	1	1	3	182.2	167	82	73	15	13	34-1	147	8	0

BUENO, HEVER (eh-vehr)

RHP

Height: 6-2 Weight: 179 Born: Nov. 23, 1994 in Mesa, AZ
 Bats: Right Throws: Right Resides: Mesa, AZ
 Opening Day Age: 24
 Acquired: Selected in the 9th round of the 2016 June Draft (Arizona State U.)...signed on June 21, 2016.
 Signed By: Josh Simpson

2018: Sidelined for entire campaign with a right elbow injury...**2017:** Combined to go 2-1 with a 4.86 ERA (20 ER/37.0 IP) over 11 games/8 starts with the AZL Rangers and Spokane in his 1st official action as a pro...opened season with AZL Rangers and promoted to Spokane on 7/26...had career-best 10 strikeouts over 4.0 IP in final start of season on 8/29 at Salem-Keizer...**2016:** Missed entire season following Tommy John surgery on 6/13/16...**Notes:** Limited to 2 starts at Arizona State as a junior due to injury, going 1-0, 2.84 (2 ER/6.1 IP) with 9 strikeouts...had 39 strikeouts over 38.1 innings in 3 seasons with the Sun Devils...was 3-1 with a 2.94 ERA (6 ER/18.1 IP) and 25 strikeouts over 8 games/2 starts for the Madison Mallards in the Northwoods League in 2015...was selected by the New York Yankees in the 17th round of the 2013 June draft out of Westwood High School in Mesa, AZ...was a 2013 Second Team All-League Pitcher and City Pitcher of the Year at Westwood.

YEAR	CLUB	W-L	ERA	G	GS	CG	SHO	SV	IP	H	R	ER	HR	HB	BB-I	SO	WP	BK
2016									INJURED - DID NOT PITCH									
2017	AZL Rangers	2-1	3.94	5	2	0	0	0	16.0	16	14	7	0	1	10-0	18	3	0
	Spokane	0-0	5.57	6	6	0	0	0	21.0	20	16	13	1	2	16-0	26	5	0
2018									INJURED - DID NOT PITCH									
MINOR TOTALS		2-1	4.86	11	8	0	0	0	37.0	36	30	20	1	3	26-0	44	8	0

BURKHOLDER, NOAH

RHP

Height: 6-5 Weight: 205 Born: Aug. 20, 1996 in Crown Point, IN
 Bats: Right Throws: Right Resides: Crown Point, IN
 Opening Day Age: 22
 Acquired: Selected in the 34th round of the 2018 June Draft (Waubensee (IL) CC)...signed on June 14, 2018.
 Signed By: Michael Medici

2018: Did not appear in a game following right shoulder surger on 2/28...**Notes:** Pitched one season at Waubensee (IL) Community College...attended the University of Louisville from 2016-17 but did not appear in a game...graduated from Crown Point (IN) High School and participated in USA Baseball 18U National Team Trials in 2014...his father, Brett, played basketball at DePaul University and was selected by the Milwaukee Bucks in the 8th round of the 1983 NBA Draft.

CARPENTER, DARRELL DAVID (David)

RHP

Height: 6-3 Weight: 250 Born: July 15, 1985 in Morgantown, WV
 Bats: Right Throws: Right Resides: Morgantown, WV
 Opening Day Age: 22
 Acquired: Signed as a minor league free agent on Feb. 5, 2019.

2018: Released by ARI on 3/17...**2017:** Signed by TB on 1/26, released on 3/23...began season with Bridgeport in the Independent Atlantic League, going 1-3, 1.91 (8 ER/37.2 IP) in 39 G...signed by ARI on 7/21 and logged 9.95 ERA (14 ER/12.2 IP) in 10 G with Reno (AAA) and Jackson (AA)...**2016:** Signed by ATL on 12/3/15, released on 3/5...signed by TB on 3/11, released on 3/30...went 1-0, 3.28 (13 ER/35.2 IP) in 36 G with Bridgeport (Ind.)...signed with LAA on 5/10 but was released on 6/22 after going 1-1, 7.80 (13 ER/15.0 IP) in 15 G with Salt Lake (AAA)...**2015:** Acquired by NYY from ATL with LHP Chasen Shreve in exchange for LHP Manny Banuelos on 1/1/15...traded to WAS on 6/11 in exchange for INF Tony Renda...combined to go 0-1 with a 4.01 ERA (11 ER/24.2 IP) in 30 ML outings...on DL, 7/17-end of season, with right shoulder inflammation...**2014:** Had career-high 65 G with Atlanta, stranding 23 of 27 (85.2%) inherited runners...on DL, 6/17-7/2, with right biceps strain...**2013:** Set career highs in IP (65.2) and SO (74) over 2 stints with Atlanta (4/20-22 and 4/30-9/29)...his 1.78 ERA was 10th-lowest among ML relievers...made postseason debut with 3 relief app. during NLDS vs. LAD (0-1, 13.50, 4 ER/2.2 IP)...**2012:** Combined to go 0-2, 8.07 (29 ER/32.1 IP) in 33 G with HOU and TOR...began season with HOU and was traded to TOR in 10-player deal involving LHP J.A. Happ on 7/20...had 2 stints with the Jays, but saw majority of action at Triple-A Las Vegas following the swap...after season, was acquired by BOS along with manager John Farrell in exchange for INF Mike Aviles on 10/21...was DFA'd on 11/20 and claimed off waivers by ATL on 11/30...**2011:** Had 34 G with HOU in 1st ML action...made ML debut on 6/30 vs. TEX (1.0 SHO IP)...named PCL mid-season All-Star with Oklahoma



City (AAA)...**2010:** Made 55 total app. between Palm Beach and Lancaster...acquired by HOU from STL for INF Pedro Felix and cash on 8/19...**2009:** Had the 5th-most saves and T7th-most app. among Cardinals farmhands...**2008:** Made a mid-season conversion from catcher to pitcher...**2007:** Spent majority of season with Single-A Batavia...**2006:** Made pro debut with Single-A State College...**Notes:** Originally drafted by STL in the 12th round of the 2006 June draft out of West Virginia University...was an All-Big East selection as a catcher in 2006...graduated from East Fairmont (WV) High School.

FRONT OFFICE

COACHES

PLAYERS

2018 REVIEW

OPONENTS

RECORDS

DEVELOPMENT

MEDIA

YEAR	CLUB	W-L	ERA	G	GS	CG	SHO	SV	IP	H	R	ER	HR	HB	BB-I	SO	WP	BK	
2008	GCL Cardinals	0-0	1.04	9	0	0	0	3	8.2	9	6	1	0	1	6-0	9	1	0	
	Johnson City	0-0	3.00	6	0	0	0	0	6.0	7	3	2	1	1	1-0	8	0	0	
2009	Quad Cities	5-3	4.28	52	0	0	0	12	67.1	61	34	32	2	10	36-0	77	1	1	
2010	Palm Beach	5-3	2.36	49	0	0	0	20	53.1	45	16	14	3	3	15-1	50	3	0	
	Lancaster	1-1	3.52	6	0	0	0	0	7.2	8	4	3	0	0	4-2	8	1	0	
2011	Corpus Christi	0-1	4.50	14	0	0	0	5	14.0	14	7	7	4	2	3-1	17	0	0	
	Oklahoma City	0-0	0.00	19	0	0	0	9	19.0	15	0	0	0	0	6-0	21	3	0	
	Houston	1-3	2.93	34	0	0	0	1	27.2	28	9	9	3	4	13-7	29	2	1	
2012	Oklahoma City	1-0	2.08	7	0	0	0	3	8.2	7	2	2	1	0	0-0	6	0	0	
	Houston	0-2	6.07	30	0	0	0	0	29.2	43	21	20	4	1	14-3	27	2	0	
	Las Vegas	0-1	3.57	16	0	0	0	1	17.2	15	8	7	1	1	7-0	19	1	0	
	Toronto	0-0	30.38	3	0	0	0	0	2.2	8	10	9	1	1	2-1	4	0	0	
2013	Atlanta	4-1	1.78	56	0	0	0	0	65.2	45	13	13	5	3	20-3	74	4	0	
	Gwinnett	1-2	3.52	6	0	0	0	0	15.1	17	6	6	1	1	4-0	11	1	0	
2014	Atlanta	6-4	3.54	65	0	0	0	3	61.0	61	27	24	5	3	16-0	67	1	0	
	Gwinnett	0-0	0.00	2	2	0	0	0	2.0	0	0	0	0	0	0-0	4	0	0	
2015	New York-AL	0-1	4.82	22	0	0	0	0	18.2	20	11	10	3	1	7-1	11	0	0	
	Washington	0-0	1.50	8	0	0	0	0	6.0	5	1	1	1	0	2-0	4	1	0	
	Harrisburg	0-0	0.00	2	0	0	0	0	1.2	0	0	0	0	0	1-0	1	0	0	
	Potomac	0-0	9.00	1	1	0	0	0	1.0	1	1	1	0	0	1-0	0	0	0	
2016	Salt Lake	1-1	7.80	15	0	0	0	0	15.0	17	13	13	2	5	9-0	18	1	0	
	Bridgeport	1-0	3.28	36	0	0	0	6	35.2	34	15	13	3	4	16-2	39	2	0	
2017	Reno	0-0	9.90	7	0	0	0	0	10.0	18	11	11	2	1	6-0	7	0	0	
	Jackson	0-0	10.13	3	0	0	0	0	2.2	5	3	3	0	1	2-0	2	0	0	
	Bridgeport	1-3	1.91	39	0	0	0	30	37.2	27	12	8	4	3	12-2	45	4	0	
DID NOT PITCH																			
MAJOR TOTALS		11-11	3.66	218	0	0	0	4	211.1	210	92	86	22	13	74-15	216	10	1	
MINOR TOTALS		14-12	3.67	214	3	0	0	53	250.0	239	114	102	17	26	101-4	258	12	1	
INDEPENDENT TOTALS		2-3	2.80	81	0	0	0	37	80.1	71	31	25	7	7	32-4	94	7	0	

CASANOVA, JEAN

RHP

Height: 6-3 Weight: 155 Born: March 4, 1997 in Waukegan, IL
 Bats: Right Throws: Right Resides: Waukegan, IL

Opening Day Age: 22

Acquired: Selected in the 35th round of the 2016 June Draft (Waukegan (IL) HS)...signed on June 21, 2016.

Signed By: Mike Medici

2018: Logged career-high 27 G/8 GS for Hickory in 1st action above rookie ball...went 1-3 with a 3.62 ERA (13 ER/32.1 IP) as a starter and 3-1 with a 2.08 ERA (9 ER/39.0 IP) as a reliever...in final 7 G/one GS: 2-1, 0.56 (1 ER/16.0 IP)...opposition batted .259/.333/.415/.748 overall, including .203 (29-143) mark by lefties...**2017:** Returned to the AZL Rangers and posted a team-high 5 wins...posted an 11.0+ SO/9 rate for the 2nd straight year, but lowered BB/9 rate by nearly a full walk (5.3 to 4.4)...**2016:** Held opponents to a .196 average (19-97) with a 11.2 SO/9 rate in his 1st pro season...**Notes:** Moved to the United States from the Dominican Republic in the 5th grade...cousin, Raul, was a catcher and played in 387 Major League games from 1996-2008 with Detroit, Milwaukee, New York-NL, Tampa Bay, Baltimore, and Chicago-AL.

YEAR	CLUB	W-L	ERA	G	GS	CG	SHO	SV	IP	H	R	ER	HR	HB	BB-I	SO	WP	BK
2016	AZL Rangers	1-1	3.16	14	2	0	0	0	25.2	19	10	9	0	1	15-0	32	1	0
2017	AZL Rangers	5-2	2.70	11	5	0	0	0	36.2	34	17	11	0	1	18-0	47	4	0
2018	Hickory	4-4	2.78	27	8	0	0	3	71.1	69	30	22	8	2	30-1	55	6	1
MINOR TOTALS		10-7	2.83	52	15	0	0	3	133.2	122	57	42	8	4	63-1	134	11	1

CASTILLO, JUAN

RHP

Height: 6-3 Weight: 166 Born: Sept. 18, 1995 in Santo Domingo, Dominican Republic
 Bats: Right Throws: Right Resides: Santo Domingo, Dominican Republic

Opening Day Age: 23

Acquired: Signed as a non-drafted free agent on Dec. 10, 2014.

Signed By: Willy Espinal

2018: Appeared exclusively in relief for the AZL Rangers in his 1st stateside season...**2015-17:** Appeared in 37 G with the DSL Rangers.

YEAR	CLUB	W-L	ERA	G	GS	CG	SHO	SV	IP	H	R	ER	HR	HB	BB-I	SO	WP	BK
2015	DSL Rangers1	0-4	5.33	14	2	0	0	1	27.0	31	22	16	1	3	14-0	16	5	0
2016	DSL Rangers2	3-4	4.09	12	10	0	0	1	50.2	53	32	23	3	2	20-0	21	6	0
2017	DSL Rangers1	5-1	1.65	11	11	1	0	0	60.0	42	12	11	1	5	19-0	35	9	1
2018	AZL Rangers	0-1	10.24	11	0	0	0	0	9.2	15	13	11	0	3	13-0	8	6	0
MINOR TOTALS		8-10	3.73	48	23	1	0	2	147.1	141	79	61	5	13	66-0	80	26	1

CHANDLER, SEAN

RHP

Height: 6-5 Weight: 200 Born: January 24, 1997 in Bellevue, NE
 Bats: Right Throws: Right Resides: Bellevue, NE

Opening Day Age: 22

Acquired: Selected in the 6th round of the 2018 June Draft (Iowa Western CC)...signed June 14, 2018.

Signed By: Dustin Smith



2018: Ranked among Spokane staff leaders in holds (1st, 6), and games (3rd, 17) in his professional debut...converted all 3 save chances...**Notes:** Named 2018 Iowa Community College Athletic Conference Player of the Year at Iowa Western CC...recorded 123 strikeouts in 74.0 innings for a program that reached as high as no. 2 in the NJCAA baseball rankings...played 2 seasons at the University of Nebraska before transferring...originally drafted by the Milwaukee Brewers in the 32nd round of the 2015 June Draft out of Papillion-La Vista (NE) High School, but did not sign.

YEAR	CLUB	W-L	ERA	G	GS	CG	SHO	SV	IP	H	R	ER	HR	HB	BB-I	SO	WP	BK
2018	Spokane	0-0	1.27	17	0	0	0	3	21.1	16	6	3	0	2	8-0	22	4	0

CHAVEZ, FRANYER

INF

Height: 5-10 Weight: 170 Born: May 24, 1999 in Valencia, Venezuela
 Bats: Switch Throws: Right Resides: Little Elm, TX
 Opening Day Age: 19
 Acquired: Selected in the 22nd round of the 2018 June Draft (Midland (TX) JC)...signed June 14, 2018.
 Signed By: Josh Simpson

2018: Led the AZL in steals and ranked among the league leaders in hits (T7th, 53) and RBI (T7th, 31) in 1st pro season...**Notes:** Named to the All-Western Junior College Athletic Conference first team in his only season at Midland (TX) College...batted .387 with 13 HR and 66 RBI for the Chaps...was born in Venezuela, but graduated from Little Elm High School in 2017 and was named UIL District 14-5A Most Valuable Player as a senior.

YEAR	CLUB	AVG	G	AB	R	H	TB	2B	3B	HR	RBI	SH	SF	BB-I	SO	SB	CS	HP	GIDP	OBP	SLG
2018	AZL Rangers	.306	45	173	30	53	70	7	2	2	31	0	2	19-0	37	23	6	2	3	.378	.405

CHOPLICK, ADAM

LHP

Height: 6-8 Weight: 275 Born: Nov. 18, 1992 in Denton, TX
 Bats: Left Throws: Left Resides: Denton, TX
 Opening Day Age: 26
 Acquired: Selected in the 14th round of the 2015 June Draft (Oklahoma U.)...signed June 10, 2015.
 Signed By: Bobby Crook

2018: Tied for the Frisco club lead with career-high 5 wins, all in relief...opponents batted .313/.412/.451/.863...on disabled list, 7/16-end of season, with left shoulder strain...**2017:** Led Down East with 9 saves while averaging a career-best 12.4 SO/9...held opponents to a .173/.288/.255/.543 slash line, including .190/.288/.222/.510 by left-handed batters...allowed 5 runs over 1.0 IP in season debut on 4/7 at Salem and then compiled a 2.15 ERA (13 ER/54.1 IP) over final 41 appearances...was 1-1 with a 4.50 ERA (6 ER/12.0 IP) and one save over 10 G with the Surprise Saguaros in the Arizona Fall League...was named to the AFL Rising Stars game...**2016:** Had the 2nd-most relief appearances on the Hickory staff, averaging 11.2 SO/9...his SO/9 rate led all South Atlantic League relievers (min. 55.0 IP)...held opponents to a .239 average (52-218), including .203 (31-153) by right-handed batters...recorded 4+ outs in 21 of 35 outings...compiled a 1.29 ERA (4 ER/28.0 IP) with 31 strikeouts against 9 walks over his final 14 relief appearances...**2015:** Allowed runs in 9 of 16 relief appearances in his first pro season with Spokane...averaged 6.3 BB/9 and 9.5 SO/9...recorded more than 3 outs in 13 of 16 outings...**Notes:** Was 9-8, 4.58 (76 ER/149.1 IP) over 38 games/30 starts in 3 seasons at the University of Oklahoma...selected by Chicago-AL in the 32nd round of the 2014 draft...selected by Arizona in the 17th round of the 2011 draft out of Denton Ryan High School...was a First Team All-District and Second Team All-State selection as a senior...underwent 'Tommy John' surgery during his junior season on 4/12/10...also played basketball at Ryan and was an All-State Class 4A selection as a senior after averaging 16.9 points and 10.6 rebounds per game...mother and father both played basketball at the University of North Texas.

YEAR	CLUB	W-L	ERA	G	GS	CG	SHO	SV	IP	H	R	ER	HR	HB	BB-I	SO	WP	BK
2015	Spokane	4-0	2.18	16	0	0	0	3	33.0	29	8	8	1	1	23-0	35	0	0
2016	Hickory	2-2	3.32	35	0	0	0	1	59.2	52	23	22	1	3	38-1	74	8	0
2017	Down East	4-3	2.93	42	0	0	0	9	55.1	34	22	18	2	0	32-2	76	6	0
2018	Frisco	5-1	6.08	29	0	0	0	0	37.0	45	28	25	3	3	22-2	42	4	0
MINOR TOTALS		15-6	3.55	122	0	0	0	13	185.0	160	81	73	7	7	115-5	227	18	0

CLARK, LEDARIOUS

OF

Height: 5-10 Weight: 188 Born: Dec. 27, 1993 in Meridian, MS
 Bats: Right Throws: Right Resides: Meridian, MS
 Opening Day Age: 25
 Acquired: Selected in the 12th round of the 2015 June Draft (U. of West Florida)...signed June 11, 2015.
 Signed By: Brian Morrison

2018: Combined to bat .230 (51-222) with 9 HR and 21 RBI in 65 G with the AZL Rangers and Down East...despite missing more than 2 months with a right knee injury, led the Wood Ducks and ranked 8th in the Carolina League with 20 steals...**2017:** Ranked among Down East leaders in most offensive categories, leading the club in home runs (13), doubles (24), walks (52), and matching Matt Lipka for the team lead in stolen bases (20)...his 48 RBI ranked 2nd behind Luis La O (53)...**2016:** Led Hickory with 12 HR and ranked among the club leaders in doubles (2nd, 20) and stolen bases (3rd, 25)...was on the disabled list, 6/11-7/17, with a left oblique strain and completed a rehab assignment with the AZL Rangers, 7/17-17...hit .221 (33-149) with 3 HR, 22 RBI, and 17 SB over 37 G with Adelaide Bite of the Australian Winter League...**2015:** Was a Northwest League All-Star in his 1st professional season...ranked among NWL leaders in triples (1st, 7), SLG (3rd, .471), total bases (3rd, 121), runs (3rd, 46), stolen bases (3rd, 29), and home runs (T5th, 8)...started in center field for the Northwest League-Pioneer League All-Star Game and went 2-for-5 after finishing in second place in the pregame home run derby...**Notes:** Was a 2015 All-Gulf South Conference Second Team selection as a junior at the University of West Florida...played both football and baseball at East Mississippi Community College...won a state title in baseball as a senior at Southeast Lauderdale High School in Meridian, MS...also rushed for 1,633 yards and 29 touchdowns as a senior in football.

YEAR	CLUB	AVG	G	AB	R	H	TB	2B	3B	HR	RBI	SH	SF	BB-I	SO	SB	CS	HP	GIDP	OBP	SLG
2015	Spokane	.276	65	257	46	71	121	12	7	8	24	2	2	26-1	73	29	9	6	3	.354	.471
2016	Hickory	.242	82	314	43	76	138	20	3	12	34	4	0	14-0	99	25	10	2	0	.279	.439
	AZL Rangers	.214	4	14	4	3	7	1	0	1	1	1	0	0-0	4	1	0	0	0	.214	.500
2017	Down East	.228	119	404	55	92	161	24	3	13	48	3	2	52-1	143	20	8	3	11	.319	.399
2018	AZL Rangers	.333	3	6	3	2	2	0	0	0	0	0	0	3-0	2	2	0	0	0	.556	.333
	Down East	.227	62	216	37	49	88	8	2	9	21	1	2	43-1	74	20	4	6	5	.367	.407
MINOR TOTALS		.242	335	1216	188	293	517	65	15	43	128	11	6	138-3	395	97	31	17	19	.327	.427



CLASE, EMMANUEL

RHP

Height: 6-2 Weight: 206 Born: March 18, 1998 in Rio San Juan, Dominican Republic
 Bats: Right Throws: Right Resides: Rio San Juan, Dominican Republic
 Opening Day Age: 21
 Acquired: From San Diego in exchange for C Brett Nicholas on May 7, 2018.
 Signed By: Emengildo Diaz (San Diego)

2018: Acquired from San Diego on 5/7 as played to be named later, completing the 4/6 trade that sent C Brett Nicholas to the Padres...named to Northwest League mid-season All-Star team...posted a 0.64 ERA (2 ER/28.1 IP) in 22 relief outings, lowest among NWL pitchers (min. 25.0 IP)...finished T1st in the NWL in saves (12), converting 11 straight chances to close the season...went 12-for-14 in save opportunities overall...only earned runs allowed all season came on 6/30 at Hillsboro (1.0 IP, 2 R-ER)...following that outing, closed regular season with 21.0-inning scoreless streak spanning 16 outings (.145 opp. avg. during span...**2017:** Combined to go 2-5 with a 6.00 ERA (26 ER/39.0 IP) in 10 6/6 GS with Tri-City (Short-A) and AZL Padres2 (Rk)...posted career-high 10.6 SO/9 and 5.1 BB/9...made season debut with Tri-City before being transferred to the AZL for remainder of campaign...**2016:** Held opponents to .227/.309/.247/.557 (22-97) slash line in 1st stateside season, allowing just 2 XBH (2 2B)...**2015:** In pro debut, led DSL Padres staff in ERA (1.99), starts (10), innings (54.1) and strikeouts (49)...**Notes:** Signed by San Diego as a non-drafted free agent on 2/11/15...signed by Emengildo Diaz.

YEAR	CLUB	W-L	ERA	G	GS	CG	SHO	SV	IP	H	R	ER	HR	HB	BB-I	SO	WP	BK
2015	DSL Padres	2-1	1.99	13	10	0	0	0	54.1	53	31	12	1	2	21-0	49	11	2
2016	AZL Padres	2-0	4.01	8	2	0	0	0	24.2	22	18	11	0	0	12-0	23	3	1
2017	Tri-City	0-1	13.50	1	0	0	0	0	3.1	9	5	5	1	0	0-0	4	2	0
	AZL Padres 2	2-4	5.30	9	6	0	0	0	35.2	40	29	21	4	6	22-0	42	3	0
2018	Spokane	1-1	0.64	22	0	0	0	12	28.1	16	4	2	0	0	6-0	27	0	0
MINOR TOTALS		7-7	3.14	53	18	0	0	12	146.1	140	87	51	6	8	61-0	145	19	3

CODY, KYLE

RHP

Height: 6-7 Weight: 245 Born: Aug. 9, 1994 in Chippewa Falls, WI
 Bats: Right Throws: Right Resides: Chippewa Falls, WI
 Opening Day Age: 24
 Acquired: Selected in the 6th round of the 2016 June Draft (U. Kentucky)...signed on June 15, 2016.
 Signed By: Mike Medici

2018: Was limited to 5.0 innings with the AZL Rangers on rehab assignment before season-ending 'Tommy John' surgery on 7/19/18...opened the season on the disabled list with right elbow discomfort and began a rehab assignment with the AZL Rangers on 7/3...made 2 starts with the AZL Rangers before renewed discomfort in the elbow...entered the season as the 7th-best prospect in the Texas farm system...**2017:** Named the 2017 Nolan Ryan Rangers Minor League Pitcher of the Year...posted the lowest ERA among all Texas farmhands and had the 2nd-most strikeouts, going 9-6, 2.64 (37 ER/126.0 IP) over 23 starts with Hickory and Down East...held opponents to a .219/.293/.299/.592 slash line...had 4 starts of 10+ strikeouts, including a season-best 11 strikeouts twice...opened the season at Hickory and went 1-6, 4.43 (20 ER/40.2 IP) over 1st 9 starts and 5-0, 1.65 (10 ER/54.2 IP) over final 9 starts with the Crawdads...named the organization's Minor League Pitcher of the Month for July, going 3-0 with a 0.59 ERA (2 ER/30.2 IP) and 41 strikeouts over 5 starts...promoted to Down East on 8/8 and allowed 2 R-or-less in 4 of 5 outings...**2016:** Ranked among the Spokane staff leaders in strikeouts (2nd, 53), starts (T2nd, 9), and innings (3rd, 47.1) in 1st pro season...**Notes:** Went 6-2 with a 3.35 ERA (31 ER/83.1 IP) and 75 strikeouts over 14 starts as a senior at Kentucky, including 4-1 record with a 2.77 ERA in 10 starts vs. SEC opponents...departed Lexington tied for the 11th-most strikeouts (205) in school history...*Baseball America* rated the right-hander as the 83rd-best prospect in the draft...was selected by the Minnesota Twins in the 2nd round of the 2015 June draft and the Philadelphia Phillies in the 33rd round of the 2012 June draft...was the 2012 Gatorade Wisconsin Baseball Player of the Year at McDonnell Central Catholic (WI) HS...also played quarterback on the school's football team...father, Gene, owned two different dairy equipment businesses in Wisconsin.

YEAR	CLUB	W-L	ERA	G	GS	CG	SHO	SV	IP	H	R	ER	HR	HB	BB-I	SO	WP	BK
2016	Spokane	2-5	5.13	12	9	0	0	0	47.1	56	32	27	4	4	13-0	53	4	2
2017	Hickory	6-6	2.83	18	18	0	0	0	95.1	77	44	30	4	3	33-1	101	7	0
	Down East	3-0	2.05	5	5	0	0	0	30.2	25	7	7	0	4	10-0	35	1	0
2018	AZL Rangers	0-0	0.00	2	2	0	0	0	5.0	2	0	0	0	0	1-0	9	0	0
MINOR TOTALS		11-11	3.23	37	34	0	0	0	178.1	160	83	64	8	11	57-1	198	12	2

COHEN, TYLER

RHP

Height: 6-1 Weight: 205 Born: June 20, 1995 in Woodland Hills, CA
 Bats: Right Throws: Right Resides: Woodland Hills, CA
 Opening Day Age: 23
 Acquired: Signed as an undrafted free agent on June 20, 2018.
 Signed By: Todd Guggiana

2018: Made the 3rd-most appearances on AZL Rangers staff in his 1st pro action...converted 2 of 3 save chances...**Notes:** Played collegiately at Loyola Marymount University, registering a 1.62 ERA in 33.1 innings during final season...also played infield to begin college career before fully committing to pitcher...is a 2013 graduate of Agoura (CA) High School, where he was a 4-year letter winner and team captain his senior season.

YEAR	CLUB	W-L	ERA	G	GS	CG	SHO	SV	IP	H	R	ER	HR	HB	BB-I	SO	WP	BK
2018	AZL Rangers	2-0	4.96	15	0	0	0	2	16.1	17	10	9	1	2	6-0	15	5	0

COLE, HUNTER

OF

Height: 6-1 Weight: 195 Born: Oct. 3, 1992 in Spartanburg, SC
 Bats: Right Throws: Right Resides: Moore, SC
 Opening Day Age: 26
 Acquired: Was acquired as the player-to-be-named-later from San Francisco, in exchange for RHP Sam Dison, on Nov. 20, 2017.
 Signed By: Andrew Jefferson (San Francisco)

2018: Combined to bat .299 (113-378) with 16 HR and 47 RBI in 100 G with Frisco and Round Rock, his 1st season in the Texas organization...had the 9th-highest qualifying average among Texas farmhands...began season with Frisco and was named a Texas League mid-season All-Star before promotion to Round Rock on 6/5...on disabled list, 8/8-end of season, with right forearm strain...**2017:** Returned to Richmond (AA) and was limited to 83 games due to a pair of DL stints...batted .218/.287/.385/.672 (34-156) over 1st 46 games before his 1st trip to the disabled list...was on the disabled list, 6/4-21, with a right oblique strain and 6/27-7/26 with right ribcage inflammation...batted .307/.374/.518/.892 (35-114) in final 33 G after activation from the disabled



list...acquired by Texas on 11/15 as the player-to-be-named later in the Sam Dyson trade from 6/6...**2016:** Had a career-high 13 HR in 1st full season at the Double-A level...**2015:** Combined to bat .301/.358/.474/.833 (135-449) over 115 games with Augusta (A), San Jose (A+), and Richmond (AA) in the Giants organization...named a mid-season All-Star in the California League...**2014:** Batted .257/.321/.436/.757 (26-101) in 29 games with the AZL Giants and Salem-Keizer (R) in pro debut...**Notes:** Selected by San Francisco in the 26th round of the 2014 June draft...chosen by Washington in the 49th round of the 2011 June draft, but did not sign...posted a .300 average with 14 HR, 36 doubles, and 87 RBI over 157 games/155 starts at the University of Georgia...spent his 1st 2 drafts in Athens as an outfielder, but played third base during his junior campaign...graduated from Dorman (SC) HS.

YEAR	CLUB	AVG	G	AB	R	H	TB	2B	3B	HR	RBI	SH	SF	BB-I	SO	SB	CS	HP	GIDP	OBP	SLG
2014	AZL Giants	.444	2	9	2	4	5	1	0	0	1	0	0	0-0	1	1	0	0	0	.444	.556
	Salem-Keizer	.239	27	92	17	22	39	5	0	4	10	1	1	8-0	20	1	0	2	1	.311	.424
2015	Augusta	.275	10	40	4	11	17	6	0	0	5	0	0	5-0	12	2	1	1	0	.370	.425
	San Jose	.313	54	217	28	68	107	11	5	6	37	1	4	19-0	42	4	3	4	5	.373	.493
	Richmond	.292	51	192	23	56	89	16	4	3	21	1	1	14-0	46	1	1	0	1	.338	.464
2016	Richmond	.271	126	469	57	127	197	25	3	13	62	2	6	31-0	115	2	4	5	12	.319	.420
2017	Richmond	.249	83	281	29	70	121	20	5	7	34	0	5	31-0	64	2	1	2	8	.323	.431
2018	Round Rock	.264	47	178	32	47	78	7	0	8	19	0	1	11-0	53	0	1	0	4	.305	.438
	Frisco	.330	53	200	27	66	103	9	2	8	28	0	3	29-3	55	1	2	1	4	.412	.515
MINOR TOTALS		.281	453	1678	219	471	756	100	19	49	217	5	21	148-3	408	14	13	15	35	.340	.451

CORDERO, ANDRETTY **INF**

Height: 6-1 Weight: 200 Born: May 3, 1997 in Santo Domingo, Dominican Republic
 Bats: Right Throws: Right Resides: Santo Domingo, Dominican Republic
 Opening Day Age: 21
 Acquired: Signed as a non-drafted free agent on Aug. 3, 2013.
 Signed By: Danilo Troncoso

2018: Reprinted Down East at the Carolina League All-Star game...tied for the club lead in doubles (27) as primary first baseman...batted .447 (21-47) during a 12-G hitting streak from 6/15-29...**2017:** Combined to bat .279 (83-297) with 12 HR and 49 RBI with Spokane and Hickory in his stateside debut, appearing at first base and third base...began season with Spokane before earning a promotion to Hickory on 7/19...homered in 3 straight and 4 of 5 games from 7/8-13 with Spokane...batted .309 (21-68) against left-handed pitchers compared to .271 (62-229) against righties...**2016:** Led the DSL Rangers' in HR (5) and RBI (48)...**2015:** Ranked among the DSL Rangers' 2 leaders in HR (T2nd, 4) and RBI (3rd, 32)...**2014:** Made pro debut with DSL Rangers'.

YEAR	CLUB	AVG	G	AB	R	H	TB	2B	3B	HR	RBI	SH	SF	BB-I	SO	SB	CS	HP	GIDP	OBP	SLG
2014	DSL Rangers1	.266	43	154	16	41	50	9	0	0	18	1	2	10-0	16	0	2	5	2	.327	.325
2015	DSL Rangers2	.291	48	189	33	55	79	10	1	4	32	2	4	14-0	27	9	2	6	1	.352	.418
2016	DSL Rangers1	.290	59	224	36	65	96	12	2	5	48	1	4	18-1	29	7	3	3	3	.345	.429
2017	Spokane	.277	31	119	16	33	66	9	0	8	24	0	0	6-0	25	0	2	3	2	.328	.555
	Hickory	.281	44	178	23	50	72	8	1	4	25	0	0	9-0	38	2	1	1	5	.319	.404
2018	Down East	.262	119	450	39	118	179	27	2	10	57	0	0	18-0	88	1	1	4	16	.297	.398
MINOR TOTALS		.275	344	1314	163	362	542	75	6	31	204	4	10	75-1	223	19	11	22	29	.323	.412

CROUSE, HANS **RHP**

Height: 6-5 Weight: 190 Born: Sept. 15, 1998 in Dana Point, CA
 Bats: Right Throws: Right Resides: Dana Point, CA
 Opening Day Age: 20
 Acquired: Selected in the 2nd round of the 2017 June Draft (Dana Hills (CA) HS)...signed on June 16, 2017.
 Signed By: Steve Flores

2018: Rated as the 2nd-best prospect in the Northwest League by *Baseball America* and was a mid-season All-Star selection in the circuit...also named Short-Season All-Star by *Baseball America*...began season with Spokane and was promoted to Hickory on 8/11...posted a 0.95 WHIP figure in 8 G/GS for Spokane, going 4-0 with a 1.75 ERA (5 ER/25.2 IP) in final 5 G/GS...at time of promotion, led NWL (min. 35 IP) in ERA (2.37), opponent average (.179), wins (5), SO/9 (11.13), and WHIP (0.95)...named NWL Pitcher of the Week for 7/9-15 after whiffing 11 over 7.0 SHO IP vs. Eugene...notched career-high 12 SO on 7/25 vs. Tri-City (7.0 IP, 1 R-ER)...permitted one-or-zero ER in 10 of 13 starts...limited RHB to .194/.242/.484 slash line, compared to .232/.330/.341/.671 for LHB...posted 0.49 HR/9 mark for 2nd straight season...**2017:** Rated as the 5th-best prospect in the Arizona League by *Baseball America*...averaged 13.5 SO/9 and held opponents to a .109/.216/.188/.404 slash line (7-64)...opposition was 1-for-32 over last 5 starts...**Notes:** Was a Rawlings-Perfect Game 1st Team All-American as a senior, compiling a 0.88 ERA over 67.0 innings while recording 99 strikeouts...named the 2017 Orange County Register Pitcher of the Year...led Dana Hills to the championship game of the National High School Invitational in Cary, NC...also pitched for Team USA in the under-18 gold medal-winning game against Cuba and recorded 11 strikeouts over 7 scoreless innings...tapped by *Baseball America* as the 37th-best prospect in the draft, while MLB.com ranked him at 31...had committed to the University of Southern California, where his brother, Marrick, is currently a pitcher...graduated from the same high school as former Texas right-hander Tanner Schepers.

YEAR	CLUB	W-L	ERA	G	GS	CG	SHO	SV	IP	H	R	ER	HR	HB	BB-I	SO	WP	BK
2017	AZL Rangers	0-0	0.45	10	6	0	0	0	20.0	7	2	1	1	2	7-0	30	1	0
2018	Hickory	0-2	2.70	5	5	0	0	0	16.2	18	9	5	1	1	8-0	15	1	0
	Spokane	5-1	2.37	8	8	0	0	0	38.0	25	11	10	2	0	11-0	47	4	0
MINOR TOTALS		5-3	1.93	23	19	0	0	0	74.2	50	22	16	4	3	26-0	92	6	0

DAVIS, BRENDON **INF**

Height: 6-4 Weight: 175 Born: July 28, 1997 in Lakewood, CA
 Bats: Right Throws: Right Resides: Lakewood, CA
 Opening Day Age: 22
 Acquired: In a 4-player trade with the Los Angeles Dodgers on July 31, 2017.
 Signed By: Bobby Darwin (Los Angeles Dodgers)

2018: Split time between third base (60 GS), shortstop (35 GS), and second base (17 GS) for Down East...decreased strikeout rate from 30.2% of PA's in '17 to 22.7% of PA's in '18...ranked among Wood Ducks leaders in doubles (3rd, 23), runs (4th, 49), and walks (4th, 46)...**2017:** Combined to bat .230 (96-417) with 11 HR and 49 RBI over a career-high 119 games with Rancho Cucamonga (A+), Great Lakes (A), and Hickory in the Los Angeles Dodgers and Texas organizations...returned to Great Lakes to start the season, promoted to Rancho Cucamonga on 7/23, and played in just 8 games before he was acquired by Texas in a 4-player trade on 7/31...was assigned to Hickory and spent remainder of season with the Crawdads...**2016:** Spent the entire

season at Great Lakes and led the club with 51 runs scored...**2015:** Combined to bat .254 (29-114) over 30 games with the AZL Dodgers and Ogden in 1st pro season...**Notes:** Originally selected by the Los Angeles Dodgers in the 5th round (162nd overall) of the 2015 June draft out of Lakewood (CA) HS...bypassed an opportunity to attend Cal State Fullerton...sat out senior season at Lakewood after breaking his arm in an off-season accident...earned California All-Region first-team honors in 2014...first game he attended at Dodger Stadium after signing with the Dodgers was on 6/19/15 vs. the Rangers.

YEAR	CLUB	AVG	G	AB	R	H	TB	2B	3B	HR	RBI	SH	SF	BB-I	SO	SB	CS	HP	GDP	OBP	SLG
2015	AZL Dodgers	.278	23	90	14	25	29	2	1	0	14	0	0	4-0	26	2	0	0	2	.309	.322
	Ogden	.167	7	24	5	4	8	1	0	1	3	0	1	2-0	8	0	0	0	2	.222	.333
2016	Great Lakes	.241	109	398	51	96	133	18	2	5	49	2	4	29-0	118	8	3	3	10	.295	.334
2017	Great Lakes	.245	86	310	39	76	125	19	3	8	35	0	2	47-1	107	3	7	8	9	.357	.403
	Rancho Cucamonga	.200	8	30	2	6	12	3	0	1	8	0	0	3-0	13	0	0	0	1	.273	.400
	Hickory	.182	25	77	8	14	21	1	0	2	6	0	0	12-0	28	0	0	1	2	.300	.273
2018	Down East	.254	117	406	49	103	148	23	2	6	40	2	4	46-0	105	6	2	5	9	.334	.365
MINOR TOTALS		.243	375	1335	168	324	476	67	8	23	155	4	11	143-1	405	19	12	17	35	.321	.357

DE LEON, MICHAEL

INF

Height: 6-1 Weight: 168 Born: Jan. 14, 1997 in Santo Domingo, Dominican Republic
 Bats: Switch Throws: Right Resides: Santo Domingo, Dominican Republic
 Opening Day Age: 22
 Acquired: Signed as a non-drafted free agent on July 2, 2013.
 Signed By: Danilo Troncoso

2018: Ranked among Texas League leaders in games (2nd, 135), and hits (T10th, 132)...led all TL shortstops in TC (446), PO (150), and DP (58) for the 2nd straight season...went 1-for-9 in 6 G with Lacey in the Dominican Winter League...**2017:** Was the primary shortstop at Frisco after opening the season as the 2nd-youngest player in the Texas League...led all TL shortstops in TC (516), PO (167), and DP (82)...also saw action at second and third...played in 6 games with Lacey in the Dominican Winter League...**2016:** Opened the season as the 2nd-youngest player in the California League and posted career highs in doubles (25), home runs (9), and RBI (54)...rated statistically as the top defensive shortstop in the California League with a .964 fielding percentage (18 E/497 TC)...selected as the Rangers Minor League Defender of the Month for May...**2015:** Started 52 of the Crawdads' first 68 games, but was limited to 16 games after 7/8 due to a pair of disabled list stints...was on disabled list 7/9-8/10 with a left femur strain and 9/2 through the end of the season with a right quad strain...**2014:** Finished the season in High-A as a 17-year-old in his first professional season...combined to bat .248 (90-363) with 14 doubles, 2 triples, 2 home runs, 32 RBI, and 31 walks in 93 games with Frisco, Myrtle Beach, and Hickory...started the year in extended Spring Training and was promoted to Frisco on May 8 and appeared in one game with the Riders...transferred to Hickory on May 14 and played in 85 contests with the Crawdads...promoted to Myrtle Beach on August 26 and led the Pelicans with 6 RBI in the postseason...batted .240 (12-50) with 2 doubles and 8 RBI in 13 games with the Surprise Saguaros in the Arizona Fall League...was the first 17-year-old ever to play in the league and the youngest player overall in league history...**2013:** Did not see game action after signing first professional contract on July 2...**Notes:** Was rated as the 26th-best international prospect by Baseball America and 27th by MLB.com...played in the Dominican Prospect League.

YEAR	CLUB	AVG	G	AB	R	H	TB	2B	3B	HR	RBI	SH	SF	BB-I	SO	SB	CS	HP	GDP	OBP	SLG
2014	Frisco	.333	1	3	1	1	2	1	0	0	0	0	0	0-0	1	0	0	0	1	.333	.667
	Hickory	.244	85	336	42	82	99	10	2	1	26	5	3	28-0	40	3	3	1	5	.302	.295
	Myrtle Beach	.292	7	24	5	7	13	3	0	1	6	1	0	3-0	4	0	0	0	1	.370	.542
2015	Hickory	.222	81	306	29	68	86	11	2	1	29	5	2	23-2	47	1	1	1	4	.277	.281
2016	High Desert	.267	128	454	54	121	175	25	1	9	54	7	2	24-0	57	7	5	4	12	.308	.385
2017	Frisco	.223	112	394	29	88	112	16	1	2	35	2	3	18-0	48	3	2	1	7	.257	.284
2018	Frisco	.262	135	503	54	132	165	21	0	4	49	4	4	21-1	69	1	1	4	13	.295	.328
MINOR TOTALS		.247	549	2020	214	499	652	87	6	18	199	24	14	117-3	266	15	12	11	43	.290	.323

DEASE, RYAN

RHP

Height: 6-3 Weight: 175 Born: April 15, 1999 in Orlando, FL
 Bats: Right Throws: Right Resides: Altamonte Springs, FL
 Opening Day Age: 19
 Acquired: Selected in the 4th round of the 2017 June Draft (The Next Level (FL) Academy)...signed on June 20, 2017.
 Signed By: Brett Campbell

2018: Combined to go 6-4 with a 4.90 ERA (33 ER/60.2 IP) in 13 G/12 GS with Hickory and Spokane...made season debut with Hickory before joining Spokane for remainder of campaign...earned the win in only relief outing, his final appearance of the season...**2017:** Posted a 19 SO/2 BB rate over 22.0 IP in 11 games/4 starts with the AZL Rangers...allowed one run over 17.0 IP in final 8 G/3 GS...**Notes:** Selected out of The Next Level Academy in Longwood, FL...recorded 18 strikeouts over 10.0 innings in the Perfect Game High School Showdown-Academies tournament...permitted just one hit over 5.0 innings in the championship game against Alabama's Next Level Academy...also played for the Orlando Scorpions travel team alongside 2017 first round pick Chris Seise...had committed to the University of Central Florida.

YEAR	CLUB	W-L	ERA	G	GS	CG	SHO	SV	IP	H	R	ER	HR	HB	BB-I	SO	WP	BK
2017	AZL Rangers	3-1	2.05	11	4	0	0	0	22.0	18	5	5	2	1	2-0	19	0	0
2018	Hickory	1-0	0.00	1	1	0	0	0	5.0	5	0	0	0	0	0-0	3	0	0
	Spokane	5-4	5.34	12	11	0	0	0	55.2	79	36	33	9	2	11-0	39	2	0
MINOR TOTALS		9-5	4.14	24	16	0	0	0	82.2	102	41	38	11	3	13-0	61	2	0

DEPRETA-JOHNSON, TYLER

INF

Height: 5-9 Weight: 180 Born: May 10, 1996 in Newport Beach, CA
 Bats: Right Throws: Right Resides: Newport Beach, CA
 Opening Day Age: 22
 Acquired: Selected in the 35th round of the 2018 June Draft (Houston Baptist U.)...signed June 14, 2018.
 Signed By: Randy Taylor

2018: Appeared in 46 G for Spokane at shortstop, second base, and third base in his 1st pro season...**Notes:** Awarded the 2018 ABCA/Rawlings NCCA Division I Gold Glove Award as a shortstop at Houston Baptist University...committed just one error in 283 total chances during his senior season and was named to the Southland Conference All-Defensive Team...also played 2 seasons at Golden West (CA) College...prepped at Trabuco Hills (CA) High School.

YEAR	CLUB	AVG	G	AB	R	H	TB	2B	3B	HR	RBI	SH	SF	BB-I	SO	SB	CS	HP	GDP	OBP	SLG
2018	Spokane	.230	46	152	20	35	43	8	0	0	5	1	1	20-0	30	1	1	3	3	.330	.283



DIXON, TROY

OF

Height: 6-0 Weight: 185 Born: February 25, 1997 in Mobile, AL
 Bats: Left Throws: Right Resides: Mobile, AL
 Opening Day Age: 22
 Acquired: Selected in the 24th round of the 2019 June Draft (Samford (AL) U.)...signed June 14, 2018.
 Signed By: Brian Morrison

2018: Combined to bat .200 (20-100) in 29 G with the AZL Rangers and Spokane in pro debut...**Notes:** Batted .292 with 99 runs scored and 69 RBI over 3 seasons at Samford University...started all 63 G at second base as a junior...played baseball and football at UMS-Wright (AL) Prep...finished high school career as the program's all-time leading rusher on the gridiron...older brother, T.J., was Troy's teammate for 2 seasons at Samford and was drafted by Minnesota in the 27th round of the 2017 MLB Draft...father, Tyrone, played baseball at South Alabama.

YEAR	CLUB	AVG	G	AB	R	H	TB	2B	3B	HR	RBI	SH	SF	BB-I	SO	SB	CS	HP	GIDP	OBP	SLG
2018	AZL Rangers	.125	2	8	1	1	1	0	0	0	0	0	0	0-0	2	0	0	0	0	.125	.125
	Spokane	.207	27	92	9	19	24	3	1	0	7	0	0	11-0	27	4	1	3	1	.311	.261
MINOR TOTALS		.200	29	100	10	20	25	3	1	0	7	0	0	11-0	29	4	1	3	1	.298	.250

DOROW, RYAN PATRICK

SS

Height: 6-0 Weight: 195 Born: Aug. 21, 1995 in South Haven, MI
 Bats: Right Throws: Right Resides: South Haven, MI
 Opening Day Age: 23
 Acquired: Selected in the 30th round of the 2017 June Draft (Adrian (MI) College)...signed on June 21, 2017.
 Signed By: Chris Collias

2018: Named the organization's Minor League Defender of the Year...saw action at all four infield spots and committed just 9 E in 418 TC...also appeared in one game in left field...logged majority of time at SS, playing in team-high 67 games at the position...**2017:** Played in 41 games with the AZL Rangers and Hickory in his first professional season, combining to bat .297/.381/.391 (38-128)...spent the entirety of the season with the AZL Rangers before earning a promotion to Hickory for the Crawdads' season finale...logged majority of time at second base and saw action at third base, left field, and right field...posted a .419 (13-31) average against left-handed pitchers...**Notes:** Graduated from South Haven (MI) High School, where he lettered in baseball, basketball, and soccer...played collegiately at Division III Adrian (MI) College...was the 1st player drafted from Adrian College since Sherwin Rogers was selected by Baltimore in 1974...named league MVP by the Michigan Intercollegiate Athletic Association for 3 straight seasons...ended his career as the program's all-time leader in hits, runs, RBI, total bases, and doubles...father, Jon, also played baseball at Adrian College.

YEAR	CLUB	AVG	G	AB	R	H	TB	2B	3B	HR	RBI	SH	SF	BB-I	SO	SB	CS	HP	GIDP	OBP	SLG
2017	AZL Rangers	.296	40	125	17	37	48	7	2	0	17	2	1	15-0	27	7	2	3	3	.382	.384
	Hickory	.333	1	3	0	1	2	1	0	0	0	0	0	0-0	2	0	0	0	0	.333	.667
2018	Hickory	.271	122	431	54	117	183	28	1	12	61	1	5	39-4	119	5	2	10	4	.342	.425
MINOR TOTALS		.277	163	559	71	155	233	36	3	12	78	3	6	54-4	148	12	4	13	7	.351	.477

DOTSON, DESTIN

LHP

Height: 6-6 Weight: 235 Born: Nov. 17, 1999 in Zachary, LA
 Bats: Left Throws: Left Resides: Baton Rouge, LA
 Opening Day Age: 19
 Acquired: Selected in the 12th round of the 2018 June Draft (Scotlandville Magnet (LA) HS)...signed on June 15, 2018.
 Signed By: Randy Taylor

2018: Did not see official game action...**Notes:** Graduated from Scotlandville (LA) High School...recorded 80 strikeouts in 40 innings as a senior...had committed to Tulane University prior to signing with Texas...participated in the 2018 Dream Series, a joint venture by MLB and USA Baseball that hosts a diverse group of high school players in a showcase atmosphere for professional scouts and college recruiters.

DUTTO, MAX

SS

Height: 6-0 Weight: 205 Born: Nov. 2, 1993 in Danville, CA
 Bats: Left Throws: Right Resides: Danville, CA
 Opening Day Age: 25
 Acquired: Signed as a minor league free agent on Jan. 12, 2019.
 Signed By: Adam Virchis (Chicago-AL)

2018: Released by the White Sox on 3/27...split campaign between Traverse City and Southern Illinois in the Independent Frontier League, combining to bat .159 (39-245) in 90 G...**2017:** Batted a combined .167 (41-246) over 81 G between Kannapolis (A) and Great Falls (Rk)...**2016:** Combined to hit .224 (37-164) with 7 HR and 19 RBI in 51 G with Great Falls and Kannapolis...tied for 2nd on Great Falls in HR (7) and ranked 6th in SLG (.450)...**Notes:** Transferred to Menlo College in Atherton, CA after 3 seasons at the University of California...graduated from San Roman Valley (CA) High School in 2012...selected by Chicago-AL in the 9th round of the 2016 June draft.

YEAR	CLUB	AVG	G	AB	R	H	TB	2B	3B	HR	RBI	SH	SF	BB-I	SO	SB	CS	HP	GIDP	OBP	SLG
2016	Kannapolis	.218	19	55	7	12	16	2	1	0	4	0	0	10-0	22	1	1	4	0	.377	.291
	Great Falls	.229	32	109	17	25	49	3	0	7	15	1	0	14-0	43	0	1	3	1	.333	.450
2017	Kannapolis	.160	26	75	13	12	23	5	0	2	6	0	0	16-0	45	0	1	0	1	.315	.307
	Great Falls	.170	55	171	30	29	51	6	2	4	21	1	3	51-0	71	2	4	1	1	.358	.298
2018	Traverse City	.173	45	127	23	22	38	7	0	3	7	3	0	24-0	55	1	1	4	-	.323	.299
	Southern Illinois	.144	45	118	14	17	30	5	1	2	8	5	1	28-0	41	1	2	4	-	.325	.254
MINOR TOTALS		.190	132	410	67	78	139	16	3	13	46	2	3	91-0	181	3	6	9	2	.347	.339
INDEPENDENT TOTALS		.159	90	245	37	39	68	12	1	5	15	8	1	52-0	96	2	3	8	-	.324	.278

EASLEY, JAYCE

INF

Height: 5-8 Weight: 145 Born: Aug. 2, 1999 in Glendale, AZ
 Bats: Switch Throws: Right Resides: Glendale, AZ
 Opening Day Age: 19
 Acquired: Selected in the 5th round of the 2018 June Draft (Sandra Day O'Connor (AZ) HS)...signed on June 12, 2018.
 Signed By: Levi Lacey

2018: Ranked among the Arizona League leaders in stolen bases (2nd, 22), runs (T6th, 34), and walks (T7th, 27)...was 4-for-4 in pro debut on 6/19 and batted .326 (44-135) over 1st 37 games before ending season with 1-for-22 stretch...**Notes:** Batted .400/.562/.611/1.173 (36-90) with a home run, 8 doubles, 4 triples, 21 RBI, 45 runs, and 27 BB/14 SO in 32 games as a senior at Sandra Day O'Connor HS in Phoenix...is the son of former big league infielder Damion Easley, who once had 6 hits in a 9-inning game at Globe Life Park while with the Detroit Tigers (8/8/01)...father is currently the assistant hitting and infield coach on the San Diego Padres ML staff...older brother, Nate, was selected by San Diego in the 23rd round of the 2016 June draft and played for High-A Lake Elsinore last season...was high school teammates with 3B Nolan Gorman, who was selected 19th overall in the 2018 draft by St. Louis, as their school won the Arizona 6A State Championship at Tempe Diablo Stadium by beating Mountain Ridge HS, which featured fellow first round pick Matthew Libatore...had committed to play at Oregon State University.

YEAR	CLUB	AVG	G	AB	R	H	TE	2B	3B	HR	RBI	SH	SF	BB-I	SO	SB	CS	HP	GDP	OBP	SLG
2018	AZL Rangers	.287	42	157	34	45	51	6	0	0	16	1	1	27-0	41	22	4	0	2	.389	.325

EIBNER, BRETT WILLIAM

RHP

Height: 6-4 Weight: 215 Born: Dec. 2, 1988 in San Diego, CA
 Bats: Right Throws: Right Resides: Jupiter, FL
 Opening Day Age: 30
 Acquired: Signed as a Minor League free agent on Dec. 20, 2017.
 Signed By: Lloyd Simmons (Kansas City)

2018: Returned from 'Tommy John' ligament transplant surgery to pitch at 3 levels of the Texas farm system...combined to go 1-2 with a 1.80 ERA (3 ER/15.0 IP) in 11 relief outings...appeared on the mound for the 1st time as a professional...had not seen official game action as a pitcher since 58.0 IP over 15 G/11 GS at the University of Arkansas in 2010...opened season on disabled list and made season debut on 7/24 at AZL Dodgers (1.0 IP, 1 H, 1 R-ER, 2 SO)...had rehab assignment moved to Spokane on 8/2 and was promoted to Down East on 8/24. **2017:** Was traded to the Dodgers prior to the end of Spring Training and played in 17 G across 4 stints (4/19-22, 4/24, 5/10-14, and 5/19-6/9) with the Dodgers prior to a season-ending injury...was acquired by the Dodgers from Oakland, in exchange for Minor League INF Jordan Tarsovich on 1/25...opened the season with Oklahoma City (AAA) and was recalled by the Dodgers on 4/19...appeared in 3 games and was optioned back to OKC on 4/23...returned to the Dodgers for one day on 4/24 and did not play...appeared in 2 games during 3rd stint with the Dodgers from 5/10-14...was 3-for-23 in 12 G over longest and final stint from 5/19-6/9...played in just 2 games with OKC before going on the disabled list from 6/16-23 with a back strain...returned to the disabled list on 7/8 with right elbow inflammation...underwent 'Tommy John' ligament replacement surgery on his right elbow on 8/1...was designated for assignment on 9/1 and given his unconditional release on 9/4. **2016:** Saw his first big-league action with Kansas City and Oakland, combining to hit .193 (36-for-187) with 6 HR and 22 RBI in 70 games...began the season in the Kansas City organization...recalled from Omaha (AAA) on 5/26 and made his MLB debut on 5/27 vs. CWS...went 1-for-3 with a double and a run scored...hit 1st MLB HR on 6/16 vs. DET with a 5th inning shot off Justin Verlander...appeared in 26 games with Kansas City, before being traded to Oakland on 7/30 for Billy Burns...after spending just four days in the minors with Nashville (AAA), recalled by Oakland on 8/5 for the remainder of the season...was on disabled list, 6/1-16, with a left ankle sprain...combined to hit .289 with 12 home runs and 34 RBI in 54 games with Triple-A Omaha and Nashville. **2015:** Posted a .303/.364/.514 slash line in 103 games with Omaha, collecting 23 doubles, one triple and a career-high tying 19 homers...ranked 9th in the PCL in RBI, slugging percentage and OPS (.878), and finished 14th in batting average...honored as a Kansas City MiLB.com Organizational All-Star and received the Frank White Award for organization's top fielder. **2014:** Spent the majority of the season with Omaha, where he batted .241 with 17 HR and 27 RBI in 74 games...also appeared in 13 rehab games with Wilmington (A)...missed two months of the season with a separated shoulder. **2013:** Ranked among the Texas League leaders in triples (9, 3rd), runs (74, T-4th) and home runs (19, T-8th) at Northwest Arkansas (AA)...honored as a Kansas City MiLB.com Organizational All-Star...**2012:** Played the entire 2012 season at Wilmington...ranked among Carolina League leaders in walks (4th), triples (T7th), and HR (T9th)...earned Frank White Award as the organization's top fielder. **2011:** Appeared in 76 games with Single-A Kane County in his first professional season...**Notes:** Selected by Kansas City in the 2nd round of the 2010 June Draft out of the University of Arkansas...graduated from The Woodlands (Texas) High School in 2007...helped school win the 5A state title and earn No. 1 ranking in USA Today's Super 25 baseball rankings...batted .417 during senior year, to go with a 5-0 pitching record...selected by the Houston Astros in the 4th round of the 2007 First-Year Player Draft, but did not sign...attended University of Arkansas and led the Razorbacks in RBI (48) as a freshman, becoming the first to do this since 1984...helped the Razorbacks reach the College World Series during sophomore season (2009)...earned National Pitcher of the Week honors on April 20, 2009...batted .333 with 22 home runs as a junior in 2010...named to Ping! Baseball All-America second team and watch lists for Golden Spikes Award and the Olerud Award (best two-way player)...older brother, Drew, played golf at the University of Arkansas, while younger brother, Ryan, golfed at East Carolina.

YEAR	CLUB	W-L	ERA	G	GS	CG	SHO	SV	IP	H	R	ER	HR	HB	BB-I	SO	WP	BK
2018	AZL Rangers	0-0	3.00	3	0	0	0	0	3.0	1	1	1	0	0	1-0	5	1	0
	Spokane	1-1	0.00	5	0	0	0	0	7.2	5	1	0	0	1	2-0	7	0	0
	Down East	0-1	4.15	3	0	0	0	0	4.1	5	2	2	0	1	1-0	4	0	0

MINOR TOTALS	1-2	1.80	11	0	0	0	0	0	15.0	11	4	3	0	2	4-0	16	1	0
--------------	-----	------	----	---	---	---	---	---	------	----	---	---	---	---	-----	----	---	---

YEAR	CLUB	AVG	G	AB	R	H	TE	2B	3B	HR	RBI	SH	SF	BB-I	SO	SB	CS	HP	GDP	OBP	SLG
2011	Kane County	.213	76	272	46	58	111	13	2	12	31	0	0	48-0	90	2	3	4	9	.340	.408
2012	Wilmington	.196	120	423	60	83	164	26	5	15	53	1	0	57-0	165	5	2	5	3	.299	.388
2013	Northwest Arkansas	.243	114	441	74	107	199	17	9	19	41	1	3	53-0	149	7	3	6	6	.330	.451
2014	Omaha	.241	74	274	42	66	104	13	2	7	27	2	3	30-0	78	5	2	2	7	.317	.380
	Wilmington	.220	13	41	5	9	15	3	0	1	3	0	1	10-0	16	3	2	0	0	.373	.366
2015	Omaha	.303	103	389	65	118	200	23	1	19	81	2	2	38-3	79	10	0	0	9	.364	.514
2016	Omaha	.288	50	184	37	53	95	7	1	11	32	1	3	30-2	48	5	1	1	5	.385	.516
	Kansas City	.231	26	78	11	18	33	6	0	3	10	1	0	6-1	23	0	0	0	1	.286	.423
	Nashville	.308	4	13	4	4	9	2	0	1	2	0	0	5-0	6	0	0	0	0	.500	.692
	Oakland	.165	44	109	10	18	33	6	1	3	12	0	1	13-0	27	0	2	0	2	.252	.303
2017	Oklahoma City	.231	37	117	18	27	45	4	1	4	14	0	1	9-0	34	0	1	1	4	.289	.385
	Los Angeles-NL	.182	17	33	3	6	12	0	0	2	6	0	0	2-0	17	0	0	1	0	.250	.364
MAJOR TOTALS		.191	87	220	24	42	78	10	1	8	28	1	1	21-1	67	0	2	1	3	.263	.385
MINOR TOTALS		.244	591	2154	351	525	942	108	21	89	284	7	12	280-5	665	37	14	19	43	.334	.437

ENCARNACION, EDIBERTO

RHP

Height: 5-11 Weight: 170 Born: Feb. 9, 1994 in Santo Domingo, Dominican Republic
 Bats: Right Throws: Right Resides: Santo Domingo, Dominican Republic
 Opening Day Age: 25
 Acquired: Signed as a non-drafted free agent on March 16, 2015
 Signed By: Rodolfo Rosario

2018: Tied for the AZL Rangers club lead with 3 wins in his stateside debut...went 1-for-3 in save chances and posted a career-best 9.6 SO/9...**2017:** Had career-best 7.6 SO/9 in 3rd season with the DSL Rangers...**2016:** Returned to DSL Rangers and logged 12 relief appearances...**2015:** Made pro debut with DSL Rangers...**Notes:** Is the nephew of former Texas third baseman Adrian Beltre.



YEAR	CLUB	W-L	ERA	G	GS	CG	SHO	SV	IP	H	R	ER	HR	HB	BB-I	SO	WP	BK
2015	DSL Rangers2	1-1	3.05	11	0	0	0	1	20.2	14	8	7	2	1	5-0	16	3	0
2016	DSL Rangers1	2-1	4.43	12	0	0	0	0	20.1	20	10	10	2	0	5-0	16	0	1
2017	DSL Rangers1	1-0	3.94	15	0	0	0	2	29.2	25	17	13	0	1	15-1	25	2	1
2018	AZL Rangers	3-1	4.44	14	0	0	0	1	24.1	22	12	12	4	0	12-0	26	4	0
MINOR TOTALS		7-3	3.98	52	0	0	0	4	95.0	81	47	42	8	2	37-1	83	9	2

ENGLER, SCOTT

RHP

Height: 6-4 Weight: 220 Born: Dec. 12, 1996 in Wichita, KS
 Bats: Right Throws: Right Resides: Wichita, KS

Opening Day Age: 22

Acquired: Selected in the 16th round of the 2016 June Draft (Cowley County (KS) CC)...signed June 21, 2016.

Signed By: Dustin Smith

2018: Returned from injury and spent the entire season with Spokane in his 1st official game action since 2016...went 1-6 with a 6.64 ERA (31 ER/42.0 IP) in 9 starts and 2-0 with a 3.09 ERA (4 ER/11.2 IP) in 4 relief outings...**2017:** Missed entire season recovering from "Tommy John" ligament transplant surgery on 9/7/16...**2016:** Pitched in 4 games with the Arizona Rangers in 1st pro season...**Notes:** Led Cowley (KS) Community College with 3 saves and recorded 96 strikeouts in 67.0 innings of work as a freshman...graduated from Bishop Carroll HS in Wichita, KS.

YEAR	CLUB	W-L	ERA	G	GS	CG	SHO	SV	IP	H	R	ER	HR	HB	BB-I	SO	WP	BK
2016	AZL Rangers	0-1	9.00	4	1	0	0	0	7.0	11	8	7	2	0	1-0	7	3	0
2017	AZL Rangers	INJURED - DID NOT PITCH																
2018	Spokane	3-6	5.87	13	9	0	0	0	53.2	58	36	35	7	3	24-0	49	4	0
MINOR TOTALS		3-7	6.23	17	10	0	0	0	60.2	69	44	42	9	3	25-0	56	7	0

ENGLERT, MASON

RHP

Height: 6-4 Weight: 205 Born: Nov. 1, 1999 in Forney, TX
 Bats: Switch Throws: Right Resides: Forney, TX

Opening Day Age: 19

Acquired: Selected in the 4th round of the 2018 June Draft (Forney (TX) HS)...signed June 12, 2018.

Signed By: Josh Simpson

2018: Did not see official action...participated in the fall instructional league...**Notes:** Went 11-1 with a 0.57 ERA as a senior at Forney High School to earn 2018 *Dallas Morning News* Player of the Year honors...allowed just 24 hits and 12 walks, while recording 145 strikeouts over 74.1 innings for the Jackrabbits...set a Texas High School state record with a 55.1-inning scoreless streak, passing former Ranger David Clyde, who had a 55.0-inning scoreless streak for Houston Westchester in 1972-73...led Forney to the Class 5A State Championship game with a complete game win over Corpus Christi Veterans Memorial in the semifinals...was a Second-Team Academic All-State selection, compiling a 4.69 GPA...parents are teachers in Mesquite ISD...grandfather, Ralph Englert, pitched in the Cleveland Indians farm system in the 1950s...had committed to Texas A&M University.

ENRIGHT, KOLE

INF

Height: 6-1 Weight: 175 Born: Jan. 21, 1998 in West Orange, FL
 Bats: Switch Throws: Right Resides: Winter Garden, FL

Opening Day Age: 21

Acquired: Selected in the 3rd round of the 2016 June Draft (West Orange (FL) HS)...signed June 14, 2016.

Signed By: Brett Campbell

2018: Combined to bat .228 (61-267) in 81 G with Hickory and the AZL Rangers, posted career bests in most offensive categories including HR (5), RBI (30), and hits (61)...endured a pair of disabled list stints: 5/23-29 (right hamstring strain) and 6/29-7/28 (left oblique strain)...**2017:** Played in a team-high 44 G at SS and also appeared at 3B (25 G) for Spokane...**2016:** Rated as the 16th-best prospect in the AZL by *Baseball America*...saw action at second, third, and shortstop...posted the 2nd-highest average among all Texas farmhands, reaching via hit or walk in 34 of 42 games...was named the AZL Player of the Month for August, batting .366/.432/.524 (30-82) over 22 games...**Notes:** Graduated from Legacy Charter High School, but played baseball at West Orange HS in Winter Garden, FL since Legacy did not have a baseball team...batted .417 (43-103) with 13 doubles, a triple, 4 home runs, 21 RBI, and 34 runs scored as a senior at West Orange to earn *Orlando Sentinel* all-area team honors...played for the Orlando Scorpions travel team where he was teammates with fellow Rangers 2016 draft pick Cole Ragans...carried a 4.63 weighted GPA and graduated from high school with 36 college credit hours through the Florida Dual Enrollment Program...had committed to Stetson University.

YEAR	CLUB	AVG	G	AB	R	H	TB	2B	3B	HR	RBI	SH	SF	BB-I	SO	SB	CS	HP	GIDP	OBP	SLG
2016	AZL Rangers	.313	42	150	22	47	63	13	0	1	17	0	4	14-0	33	3	1	4	3	.378	.420
2017	Spokane	.233	67	232	29	54	75	8	2	3	20	3	1	24-0	55	4	2	4	8	.314	.323
2018	Hickory	.224	77	254	25	57	77	8	0	4	26	4	1	19-0	80	5	2	4	6	.288	.303
	AZL Rangers	.308	4	13	2	4	8	1	0	1	4	0	0	1-0	6	2	0	1	0	.400	.615
MINOR TOTALS		.250	190	649	78	162	223	30	2	9	67	7	6	58-0	174	14	5	13	17	.321	.344

EUBANKS, ALEX

RHP

Height: 6-2 Weight: 180 Born: Sept. 13, 1995 in Duncan, SC
 Bats: Right Throws: Right Resides: Moore, SC

Opening Day Age: 23

Acquired: Selected in the 14th round of the 2017 June Draft (Clemson U.)...signed June 20, 2017.

Signed By: Jay Heafner

2018: Spent the entire season with Hickory, ranking among staff leaders in wins (T2nd, 8), innings (3rd, 112.0), and strikeouts (3rd, 106)...was 6-5 with a 5.72 ERA (53 ER/83.1 IP) as a starter compared to 2-1, 4.40 (14 ER/28.2 IP) in as a reliever...went 3-1 with a 1.19 ERA (3 ER/22.2 IP) over final 7 G/1 GS...**2017:** Combined to go 3-0 with a 1.10 ERA (2 ER/16.1 IP) over 11 relief appearances with the AZL Rangers and Spokane...opened season with AZL Rangers and was promoted to Spokane after one relief outing...**Notes:** Was 7-6 with a 4.09 ERA over 18 G/16 GS as a redshirt sophomore at Clemson...left Clemson as the school's all-time leader in strikeout-to-walk ratio (4.83) and 2nd in BB/9 (1.73)...was an All-ACC Academic selection and member of the ACC Academic Honor Roll...was all-state and all-region as a senior at James F. Byrnes (SC) HS.

YEAR	CLUB	W-L	ERA	G	GS	CG	SHO	SV	IP	H	R	ER	HR	HB	BB-I	SO	WP	BK
2017	AZL Rangers	0-0	0.00	1	0	0	0	0	1.0	1	0	0	0	0	0-0	2	0	0
	Spokane	3-0	1.17	10	0	0	0	3	15.1	7	2	2	0	1	2-0	23	1	0
2018	Hickory	8-6	5.38	26	16	0	0	0	112.0	126	70	67	12	6	30-0	106	4	1
MINOR TOTALS		11-6	4.84	37	16	0	0	3	128.1	134	72	69	12	7	32-0	131	5	1



EVANS, DEMARCUS

RHP

Height: 6-4 Weight: 270 Born: Oct. 22, 1996 in Petal, MS
 Bats: Right Throws: Right Resides: Petal, MS
 Opening Day Age: 22
 Acquired: Selected in the 25th round of the 2015 June Draft (Petal (MS) HS)...signed June 20, 2015.
 Signed By: Brian Morrison

2018: Named the organization's minor league Reliever of the Year...posted the highest SO/9 (16.55) of any minor league pitcher in 2018 (min. 50.0 IP), earning a spot on the South Atlantic League post-season All-Star team...ranked among SAL relief leaders in SO/9 (1st), opponent average (2nd, .149) and fewest baserunners per 9.0 IP (2nd, 9.00)...held opposition to a .147/.257/.215/.471 slash line, 10th-lowest opp. avg in MLB...whiffed 46.9% (105 of 224) of all batters faced, highest rate of any minor league pitcher (min. 50.0 IP)...allowed runs in just 7 of 35 G...posted a 3.68 ERA (9 ER/22.0 IP) over 1st 14 relief outings through 6/13 and then compiled a 0.53 ERA (2 ER/34.0 IP) with 8 BB/68 SO over final 21 appearances...opponents batted .107/.174/.143/.316 over season-ending stretch...went 1-1, 6.30 (7 ER/10.0 IP) in 9 G with Surprise in the Arizona Fall League and was honored as a Rising Star in the circuit...**2017:** Combined to go 2-8 with a 4.53 ERA (30 ER/59.2 IP) over 20 G/14 GS with the AZL Rangers, Spokane, and Hickory...opened the season with Hickory and compiled a 7.88 ERA (14 ER/16.0 IP) over 1st 7 G/3 GS with the Crawdads...recorded season-best 9 strikeouts over 5.2 SHO IP on 5/20 at Kannapolis and was placed on the disabled list the following day with a right shoulder strain...completed a rehab assignment with the AZL Rangers from 7/2-18...activated from the disabled list on 7/19 and posted a 2.25 ERA (2 ER/8.0 IP) over 4 G/2 GS with Hickory...transferred to Spokane on 8/3 and posted a 1.33 ERA (3 ER/20.1 IP) in his final 4 starts with the Indians...held opponents to a .170/.250/.250/500 slash line in 5 outings overall with Spokane...**2016:** Averaged 12.3 SO/9 (75 SO/55.0 IP) over 14 games/12 starts with the AZL Rangers and Spokane...opened season in the AZL Rangers rotation and averaged 13.7 SO/9 while holding opponents to a .183 average in 8 games/6 starts...permitted one run-or-less in 4 of 6 starts...promoted to Spokane on 8/3 and held opposition to a .204 average (20-98) in 6 starts...**2015:** Appeared in relief 9 times for the AZL Rangers in first professional season...**Notes:** Was a Class 6A Second Team All-State Selection as a senior at Petal High School...named a 2015 Perfect Game Honorable Mention All-American Southeast - All Region 1st Team...chosen as one of the Clarion-Ledger's 2015 baseball Dandy Dozen...high school program has produced big leaguers Nate Rolison and Evans' cousin, Anthony Alford...mother played basketball at Pearl River CC...had committed to Hinds Community College.

YEAR	CLUB	W-L	ERA	G	GS	CG	SHO	SV	IP	H	R	ER	HR	HB	BB-I	SO	WP	BK
2015	AZL Rangers	0-0	2.31	9	0	0	0	0	11.2	14	3	3	0	0	6-0	10	3	0
2016	AZL Rangers	1-1	3.10	8	6	0	0	0	29.0	19	11	10	2	1	18-0	44	4	0
	Spokane	0-1	2.77	6	6	0	0	0	26.0	20	13	8	1	4	19-0	31	5	0
2017	Hickory	2-5	4.85	12	6	0	0	0	29.2	22	18	16	1	4	25-0	46	2	0
	AZL Rangers	0-1	11.12	3	3	0	0	0	5.2	6	7	7	0	2	6-0	10	2	0
	Spokane	0-2	2.59	5	5	0	0	0	24.1	15	10	7	0	1	9-0	25	1	0
2018	Hickory	4-1	1.77	35	0	0	0	9	56.0	28	11	11	1	1	27-0	103	10	0
MINOR TOTALS		7-11	3.06	78	26	0	0	9	182.1	124	73	62	5	13	110-0	269	27	0

EVELD, JR, BOBBY

RHP

Height: 6-5 Weight: 200 Born: Dec. 4, 1991 in Tampa, FL
 Bats: Left Throws: Right Resides: Lutz, FL
 Opening Day Age: 27
 Acquired: Signed as a minor league free agent on June 27, 2018

2018: Signed by Texas as a minor league free agent on 6/27...made 14 relief appearances for Spokane in his 1st season in the Texas organization...**Notes:** Drafted by the New York Mets in the 50th round of the 2010 MLB Draft...opted to play college football at the University of South Florida, making 7 starts at quarterback over 4 seasons (2010-13)...signed with Toronto following tryout in 2016...younger brother, Tommy, is a pitcher in the Miami organization...started in football and baseball at Jesuit (FL) High School.

YEAR	CLUB	W-L	ERA	G	GS	CG	SHO	SV	IP	H	R	ER	HR	HB	BB-I	SO	WP	BK
2016	GCL Blue Jays	0-0	13.50	2	0	0	0	0	1.1	4	2	2	0	0	1-0	1	0	0
2017	Vancouver	2-0	11.17	16	0	0	0	0	19.1	35	24	24	5	3	7-0	13	6	0
	GCL Blue Jays	0-1	2.25	3	0	0	0	0	4.0	4	1	1	0	0	3-0	4	2	0
	Dunedin	0-0	0.00	1	0	0	0	0	1.0	0	0	0	0	0	0-0	2	0	0
	Lansing	0-0	1.80	2	0	0	0	0	5.0	3	2	1	0	2	2-0	3	1	0
2018	Spokane	0-1	2.81	14	0	0	0	0	16.0	11	6	5	1	1	9-0	15	3	1
MINOR TOTALS		2-2	6.36	38	0	0	0	0	46.2	57	35	33	6	6	22-0	38	12	1

FAIRBANKS, PETER

RHP

Height: 6-6 Weight: 219 Born: Dec. 16, 1983 in St. Louis, MO
 Bats: Right Throws: Right Resides: St. Louis, MO
 Opening Day Age: 25
 Acquired: Selected in the 9th round of the 2015 June Draft (U. of Missouri)...signed June 11, 2015.
 Signed By: Dustin Smith

2018: Did not see official game action while recovering from right elbow surgery on 8/14/17...**2017:** Made 9 appearances/one start for Down East, his 1st season at High-A...on disabled list, 6/15-24 and 7/22-end of season, with right UCL strain...**2016:** Was a member of the Hickory rotation throughout the first half before moving to the bullpen in the 2nd half...logged the 3rd-most innings on the Hickory staff...was 4-3, 5.31 (50 ER/84.2 IP) as a starter and 0-2, 2.70 (5 ER/16.2 IP) as a reliever...was in club's rotation until a stint on the disabled list, 7/17-8/4, with a right forearm strain...finished season in bullpen upon activation from the disabled list...**2015:** Tied for the staff lead in starts with 11 for Spokane...had a 4.13 ERA (15 ER/32.2 IP) and 23 strikeouts in 8 games/6 starts prior to the All-Star break and compiled a 1.82 ERA (5 ER/24.2 IP) with 24 strikeouts in 5 starts following the break...**Notes:** Opened his junior season as the University of Missouri's Friday starter and posted the lowest ERA among the Tigers' starters...studied aerospace engineering at Mizzou and scored a 34 out of 36 on his ACT...was a 1st-team All-Conference infielder for Webster Groves HS in 2011, hitting .393 with 6 HR and 21 RBI as a senior...two-time second-team All-Conference pitcher (2009, 10), also earning the honor as an outfielder in the same seasons...All-State basketball honoree by the Missouri Basketball Coaches Association in 2012...underwent Tommy John surgery as a junior in high school...father, Shane, played baseball at the Mizzou and one Minor League season in 1983...several relatives on his mother's side played football for Mizzou.

YEAR	CLUB	W-L	ERA	G	GS	CG	SHO	SV	IP	H	R	ER	HR	HB	BB-I	SO	WP	BK	
2015	Spokane	1-2	3.14	13	11	0	0	0	57.1	52	23	20	3	6	22-0	47	10	1	
2016	Hickory	4-5	4.88	24	16	0	0	2	101.1	112	61	55	9	10	31-0	80	10	3	
2017	Down East	2-1	5.79	9	1	0	0	0	18.2	22	14	12	1	0	13-0	10	2	0	
2018	INJURED - DID NOT PITCH																		
MINOR TOTALS		7-8	4.42	46	28	0	0	2	177.1	186	98	87	13	16	66-0	137	22	4	

FERGUSON, TYLER

RHP

Height: 6-4 Weight: 225 Born: Oct. 5, 1993 in Fresno, CA
 Bats: Right Throws: Right Resides: Fresno, CA
 Opening Day Age: 25
 Acquired: Selected in the 6th round of the 2015 June Draft (Vanderbilt U.)...signed July 2, 2015.
 Signed By: Jay Heafner

2018: Combined to post no record and a 4.76 ERA (9 ER/17.0 IP) in 14 relief appearances with Hickory and Down East...opened season on the disabled list with right shoulder impingement and was also on disabled list, 7/7-end of season, with right shoulder tendinitis...limited opponents to .197/.347/.246/.593 slash line...**2017:** Combined to go 2-6 with a 6.61 ERA (35 ER/47.2 IP) and one save over 36 relief appearances with Hickory and Down East...opened the season at Hickory and averaged 14.3 SO/9 and 3.3 BB/9 over 12 outings...compiled a 1.98 ERA (3 ER/13.2 IP) with 23 SO/5 BB over final 10 outings with the Crawdads...promoted to Down East on 5/31...was 0-1 with a 6.35 ERA (8 ER/11.1 IP) and 6 SO/6 BB over 9 relief appearances with the Surprise Saguaros in the Arizona Fall League...**2016:** Rated the 19th-best prospect in the Northwest League and was named to the circuit's mid-season All-Star team in his 1st full season...combined to go 2-1 with a 3.92 ERA (19 ER/43.2 IP) over 23 relief appearances with Spokane and Hickory...opened the season in Spokane and averaged 13.6 SO/9 and 3.0 BB/9 in 13 relief outings...tossed a scoreless inning of relief for the Northwest League in the NWL-PIO All-Star Game on 8/1 at Ogden...promoted to Hickory on 8/9...**2015:** Appeared in 5 games with the AZL Rangers...**Notes:** Pitched in 40 games over 3 seasons at Vanderbilt University, including several relief appearances during the Commodores' 2014 College World Series championship run...tossed a scoreless inning of relief in the Commodores' loss to Virginia in the College World Series Final Game 2...also earned a win over Stanford in the Super Regional...received numerous academic accolades at Vanderbilt, including 3-time SEC Academic Honor Roll...graduated from Clovis West (CA) High School, where he was a Second Team All-State pick in 2012...was selected by the San Francisco Giants in the 40th round of the 2012 draft.

YEAR	CLUB	W-L	ERA	G	GS	CG	SHO	SV	IP	H	R	ER	HR	HB	BB-I	SO	WP	BK
2015	AZL Rangers	0-0	13.50	5	0	0	0	0	4.2	3	8	7	0	1	9-0	5	3	0
2016	Spokane	2-0	1.78	13	0	0	0	2	30.1	18	8	6	1	1	10-0	46	5	0
	Hickory	0-1	8.78	10	0	0	0	1	13.1	12	13	13	1	0	18-0	10	5	1
2017	Hickory	0-0	4.41	12	0	0	0	1	16.1	14	8	8	0	6	6-0	26	1	0
	Down East	2-6	7.76	24	0	0	0	0	31.1	34	32	27	9	7	20-2	31	9	0
2018	Hickory	0-0	5.06	13	0	0	0	1	16.0	11	12	9	0	2	12-0	13	9	0
	Down East	0-0	0.00	1	0	0	0	0	1.0	1	0	0	0	0	0-0	1	0	0
MINOR TOTALS		4-7	5.58	78	0	0	0	5	113.0	93	81	70	11	17	75-2	132	32	1

FLORENTINO, RANDY

C

Height: 5-11 Weight: 175 Born: July 5, 2000 in San Juan De La Maguana, Dominican Republic
 Bats: Left Throws: Right Resides: San Juan De La Maguana, Dominican Republic
 Opening Day Age: 18
 Acquired: Signed as a non-drafted free agent on July 3, 2017.
 Signed By: Danilo Troncoso

2018: Made pro debut with DSL Rangers2, ranking among club leaders in doubles (1st, 18), walks (T1st, 53), and OPS (2nd, 1.004)...his walk total and OPS figure ranked 3rd in the DSL circuit...threw out 19 of 70 (27%) attempted base stealers.

YEAR	CLUB	AVG	G	AB	R	H	TB	2B	3B	HR	RBI	SH	SF	BB-I	SO	SB	CS	HP	GDP	OBP	SLG
2018	DSL Rangers2	.309	60	191	48	59	105	18	5	6	35	0	4	53-3	51	8	8	1	4	.454	.550

FONTENOT, KALEB

RHP

Height: 6-1 Weight: 180 Born: June 23, 1993 in Ville Platte, LA
 Bats: Right Throws: Right Resides: Ville Platte, LA
 Opening Day Age: 25
 Acquired: Selected in the 21st round of the 2016 June Draft (McNeese State)...signed on June 14, 2016.
 Signed By: Bob Laurie

2018: Made the 3rd-most appearances (35) among Down East pitchers...went 2-2 with a 3.31 ERA (24 ER/65.1 IP) in 34 relief outings and took the loss in lone start (4.0 IP, 2 R-1 ER)...opponents batted .264/.332/.390/.723...**2017:** Registered a team-high 41 appearances in his 1st full-season action as a pro...his 96 strikeouts ranked 3rd among Hickory pitchers and were most among full-time relievers in the Texas organization...logged a career-high 4.2 innings in his final outing of the season on 9/3 vs. Greensboro...opponents batted just .214 (66-308), including a .199 (38-191) mark for right-handed batters...**2016:** Pitched in a team-high 19 games and tied for the team lead with 3 saves at Spokane...was 0-1, 2.94 (8 ER/25.1 IP) as a reliever and 0-1, 7.15 (9 ER/11.1 IP) as a starter...averaged 11.01 SO/9 in a relief role...**Notes:** Was an All-Southland Conference starter as a senior at McNeese State, recording a league-best 108 strikeouts in 107 innings of work...set a school record with 28 consecutive shutout innings...earned a bachelor's degree in management with a 4.0 GPA...named to all-parish first team three times in baseball and was an all-parish second team quarterback at Sacred Heart HS in Ville Platte, LA.

YEAR	CLUB	W-L	ERA	G	GS	CG	SHO	SV	IP	H	R	ER	HR	HB	BB-I	SO	WP	BK
2016	Spokane	0-2	4.17	19	3	0	0	3	36.2	38	21	17	3	1	16-1	41	1	0
2017	Hickory	5-4	3.06	41	0	0	0	6	85.1	66	34	29	10	4	25-0	96	7	0
2018	Down East	2-3	3.25	35	1	0	0	1	69.1	71	36	25	4	4	25-0	58	5	0
MINOR TOTALS		7-9	3.34	95	4	0	0	10	191.1	175	91	71	17	9	66-1	195	13	0

GARCIA, DAVID

C

Height: 5-11 Weight: 160 Born: Feb. 6, 2000 in Caracas, Venezuela
 Bats: Switch Throws: Right Resides: Caracas, Venezuela
 Opening Day Age: 19
 Acquired: Signed as a non-drafted free agent on July 2, 2016
 Signed By: Rafic Saab/Jhonny Gomez

2018: Made 31 starts behind the plate in his stateside debut...threw out 17 of 53 (32%) attempted base stealers...registered .426/.491/.617/1.108 (20-47) slash line over final 14 G beg. 8/3, the highest average in the AZL (min. 40 AB) during that span...**2017:** Made pro debut with DSL Rangers2...batted .278/.387/.309/.696 over final 32 games...tapped the 16th-best prospect in the Texas farm system following the season...**Notes:** Did not start catching until 6 months before signing 1st pro contract...rated the 18th-best prospect in the 2016 international class by MLB.com.

YEAR	CLUB	AVG	G	AB	R	H	TB	2B	3B	HR	RBI	SH	SF	BB-I	SO	SB	CS	HP	GDP	OBP	SLG
2017	DSL Rangers	.215	58	186	27	40	52	7	1	1	26	1	4	25-1	49	1	0	6	5	.321	.280
2018	AZL Rangers	.269	34	119	10	32	43	8	0	1	20	1	0	9-0	26	0	1	0	4	.320	.361
MINOR TOTALS		.236	92	305	37	72	95	15	1	2	46	2	4	34-1	75	1	1	6	9	.321	.311

GARDNER, TANNER**OF**

Height: 5-10 Weight: 195 Born: Sept. 28, 1995 in Carrollton, TX
 Bats: Switch Throws: Right Resides: Frisco, TX
 Opening Day Age: 23
 Acquired: Selected in the 9th round of the 2017 June Draft (Texas Tech U.)...signed on June 20, 2017.
 Signed By: Bobby Crook

2018: Spent entire season with Spokane, appearing at all 3 OF spots...compiled a perfect 1.000 fielding pct. for 2nd straight season...went 4-for-5 with a grand slam and 8 RBI on 8/23 vs. Salem-Keizer, one RBI shy of the single-game NWL record. **2017:** Reached Low-A Hickory in his 1st pro season... saw action at both corner outfield spots and first base for the Crawdads...**Notes:** Batted .305 (61-200) with 5 home runs and 33 RBI as a junior at Texas Tech University...went 6-for-14 with 3 home runs in 6 RBI in the Red Raiders' 2017 NCAA Regional series against Sam Houston State...helped Texas Tech clinch a College World Series berth, earning a spot on the All-Big 12 First Team...prepped at Centennial High School in Frisco, Texas, where he was a four-year varsity letterwinner...participated in Team USA Trials in 2010 and 2012, and played in the USA Baseball Tournament of Stars in 2013...was an animal sciences major at Texas Tech...competed in soccer for Dallas Dallas Academy in 2011, winning the Dallas Cup twice...also competed in gymnastics for 7 years.

YEAR	CLUB	AVG	G	AB	R	H	TB	2B	3B	HR	RBI	SH	SF	BB-I	SO	SB	CS	HP	GDP	OBP	SLG
2017	Hickory	.217	44	143	17	31	46	10	1	1	13	0	0	16-0	38	1	0	2	1	.304	.322
2018	Spokane	.247	51	186	23	46	69	6	1	5	30	0	3	17-0	47	6	3	1	1	.309	.371
MINOR TOTALS		.234	95	329	40	77	115	16	2	6	43	0	3	33-0	85	7	3	3	2	.307	.350

GONZALEZ, KELVIN**RHP**

Height: 6-0 Weight: 170 Born: Dec. 24, 1997 in Mao, Dominican Republic
 Bats: Right Throws: Right Resides: Mao, Dominican Republic
 Opening Day Age: 21
 Acquired: From Kansas City in exchange for international slot money on Aug. 16, 2018.
 Signed By: Fausto Morel (Kansas City)

2018: Acquired from KC in exchange for international slot money on 8/16...combined to go 0-2 with a 4.84 ERA (12 ER/22.1 IP) in 15 relief outings with Burlington (Rk.), Spokane, and the AZL Rangers...**Notes:** Originally signed by Kansas City as a non-drafted free agent on 9/27/15...signed by Fausto Morel.

YEAR	CLUB	W-L	ERA	G	GS	CG	SHO	SV	IP	H	R	ER	HR	HB	BB-I	SO	WP	BK
2016	DSL Royals	1-0	5.06	9	0	0	0	0	16.0	16	11	9	2	1	8-0	11	0	0
2017	DSL Royals	4-1	0.36	9	0	0	0	2	25.1	20	6	1	0	2	8-2	16	5	2
	AZL Royals	0-2	7.02	7	0	0	0	0	16.2	25	16	13	2	1	3-0	17	3	1
2018	Burlington	0-2	4.19	11	0	0	0	1	19.1	20	13	9	2	1	7-1	17	3	1
	AZL Rangers	0-0	0.00	1	0	0	0	0	1.0	0	0	0	0	0	2-0	2	0	0
	Spokane	0-0	13.50	3	0	0	0	0	2.0	5	4	3	0	0	3-0	2	2	0
MINOR TOTALS		5-5	3.92	40	0	0	0	3	80.1	86	50	35	6	5	31-3	65	13	4

GONZALEZ, PEDRO JOSE**OF**

Height: 6-5 Weight: 190 Born: Oct. 27, 1997 in Santo Domingo, Dominican Republic
 Bats: Right Throws: Right Resides: Santo Domingo, Dominican Republic
 Opening Day Age: 21
 Acquired: As the player-to-be-named later in exchange for C Jonathan Lucroy on Aug. 23, 2017.
 Signed By: Rolando Fernandez

2018: Established career highs in most categories in his 1st full season in the Texas organization...tied for the Hickory club lead with 5 triples...saw majority of action in center field (60 GS)...on disabled list, 5/8-26, with left quad strain and 8/27-end of season with right quad strain...**2017:** Was acquired from the Rockies on 8/23 as the player to be named later in the Jonathan Lucroy trade on 7/31...combined to bat .294 (60-204) with 3 HR and 28 RBI between Grand Junction and Spokane...named the 7th-best prospect in the Pioneer League by *Baseball America*...was 0-for-17 with 8 K in 6 G with Spokane following trade, but was 4-for-7 in 2 postseason games...**2016:** Rated as the 24th-best prospect in the COL organization and the 11th-best prospect in the Pioneer League following the season by *Baseball America*...opened the season with the DSL Rockies and was promoted to Grand Junction on 6/16...**2015:** Made pro debut with DSL Rockies and led the club HR (8) and runs (46) as club's primary shortstop...**Notes:** Spoke fluent English prior to signing 1st pro contract.

YEAR	CLUB	AVG	G	AB	R	H	TB	2B	3B	HR	RBI	SH	SF	BB-I	SO	SB	CS	HP	GDP	OBP	SLG
2015	DSL Rockies	.251	63	251	46	63	105	14	2	8	33	2	3	19-0	81	8	12	7	1	.318	.418
2016	DSL Rockies	.222	7	27	3	6	8	0	1	0	6	0	0	2-0	4	4	1	1	0	.300	.296
	Grand Junction	.230	58	226	32	52	89	15	8	2	19	0	2	14-0	77	6	7	6	3	.290	.394
2017	Grand Junction	.321	45	187	28	60	97	16	6	3	28	0	1	18-0	53	11	6	3	3	.388	.519
	Spokane	.000	6	17	2	0	0	0	0	0	0	0	0	2-0	8	0	0	0	0	.105	.000
2018	Hickory	.234	92	337	47	79	142	17	5	12	46	0	3	28-0	110	9	5	3	3	.296	.421
MINOR TOTALS		.249	271	1045	158	260	441	62	22	25	132	2	9	83-0	333	38	31	20	10	.314	.422

GUTIERREZ, BEDER**OF**

Height: 6-0 Weight: 180 Born: Jan. 13, 1997 in Santa Rosalia, Mexico
 Bats: Right Throws: Right Resides: Santa Rosalia, Mexico
 Opening Day Age: 22
 Acquired: Signed as a non-drafted free agent on May 25, 2015.
 Signed By: Rafic Saab

2018: Appeared in 38 G at all 3 outfield positions in his stateside debut with the AZL Rangers...**2015-17:** Spent 3 seasons with the DSL Rangers, posting career highs in nearly every offensive category in his final season in 2017.



YEAR	CLUB	AVG	G	AB	R	H	TB	2B	3B	HR	RBI	SH	SF	BB-I	SO	SB	CS	HP	GDP	OBP	SLG
2015	DSL Rangers1	.235	8	17	3	4	4	0	0	0	1	0	0	1-0	2	0	0	0	1	.278	.235
2016	DSL Rangers2	.228	31	92	17	21	33	5	2	1	4	3	0	16-0	17	3	3	7	4	.383	.359
2017	DSL Rangers1	.289	47	152	32	44	71	10	1	5	33	3	3	27-0	31	9	3	4	2	.403	.467
2018	AZL Rangers	.261	38	115	19	30	48	8	2	2	13	0	1	15-0	31	1	0	1	3	.348	.417
MINOR TOTALS		.263	124	376	71	99	156	23	5	8	51	6	4	59-0	81	13	6	12	10	.377	.415

HEFFEL, DEREK

RHP

Height: 6-6 Weight: 225 Born: April 13, 1996 in Racine, WI
 Bats: Right Throws: Right Resides: Racine, WI
 Opening Day Age: 22
 Acquired: Selected in the 14th round of the 2016 June Draft (Madison (WI) CC)...signed on June 14, 2016.
 Signed By: Michael Medici

2018: Logged 24 G/4 GS for Hickory in his 1st action above rookie ball...went 3-1 with a 3.77 ERA (18 ER/43.0 IP) in 20 relief outings compared to 1-2, 11.15 (19 ER/15.1 IP) in 4 starts. **2017:** Led AZL Rangers in innings (44.1) and tied for lead in starts (6)...went 1-2 with a 4.05 ERA (12 ER/26.2 IP) in 6 starts and 1-1 with a 1.02 ERA (2 ER/17.2 IP) with one save in 15 relief outings...took the loss after allowing one unearned run in the AZL Rangers' loss to the AZL Giants in the playoff semifinals...opponents batted .153 (9-59) during relief outings compared to .292 (31-106) during starts...**2016:** Tied for the 2nd-most starts on the Arizona Rangers in his 1st pro season. **Notes:** Ranked among Madison (WI) CC's all-time leaders in career wins (3rd) and strikeouts (3rd) after two seasons with the WolfPack...had committed to continue college career at Middle Tennessee State...named All-Metro-Classic his sophomore, junior, and senior seasons, and All-WBCA his junior season at Racine St. Catherine's High School.

YEAR	CLUB	W-L	ERA	G	GS	CG	SHO	SV	IP	H	R	ER	HR	HB	BB-I	SO	WP	BK
2016	AZL Rangers	2-3	7.85	13	6	0	0	1	36.2	53	39	32	1	4	16-0	27	5	1
2017	AZL Rangers	2-3	2.84	11	6	0	0	1	44.1	40	16	14	1	0	14-0	50	3	0
2018	Hickory	4-3	5.71	24	4	0	0	0	58.1	69	39	37	5	2	13-0	49	11	0
MINOR TOTALS		8-9	5.36	48	16	0	0	2	139.1	162	94	83	7	6	43-0	126	19	1

HENRIQUEZ, RONNY

RHP

Height: 5-10 Weight: 155 Born: June 20, 2000 in Bonao, Dominican Republic
 Bats: Right Throws: Right Resides: Bonao, Dominican Republic
 Opening Day Age: 18
 Acquired: Signed as a non-drafted free agent on July 3, 2017.
 Signed By: Wiley Espinal

2018: Named a Dominican Summer League mid-season All-Star in professional debut at age 18, ranking among the league leaders in strikeouts (4th, 79), WHIP (4th, 0.78), and ERA (7th, 1.55)...among DSL starters, ranked among leaders in SO/9 (1st, 12.26), fewest baserunners per 9.0 IP (2nd, 6.98), opponent avg. (3rd, .177), and BB/9 (4th, 1.24)...allowed 2-or-fewer runs in 9 of 11 GS...whiffed season-best 13 of 20 BF on 7/30 at DSL Tigers1 and totaled 3 double-digit strikeout games...also made *Baseball America's* DSL All-Star team.

YEAR	CLUB	W-L	ERA	G	GS	CG	SHO	SV	IP	H	R	ER	HR	HB	BB-I	SO	WP	BK
2018	DSL Rangers2	5-0	1.55	11	11	0	0	0	58.0	37	18	10	2	0	8-0	79	2	0

HERNANDEZ, YONNY JOSE

SS

Height: 5-9 Weight: 140 Born: May 4, 1998 in Maturin, Venezuela
 Bats: Switch Throws: Right Resides: Planta Baja, Venezuela
 Opening Day Age: 20
 Acquired: Signed as a non-drafted free agent on July 2, 2014.
 Signed By: Gil Kim/Rafic Saab

2018: Combined to bat .261 (97-372) in 119 G with Hickory and Frisco...ranked among South Atlantic League leaders in stolen bases (2nd, 44) and walks (3rd, 58) while leading the Crawdads in both categories...named Texas Organization All-Star by MLB.com. **2017:** Played with 3 different affiliates in his stateside debut, combining to bat .233 (41-176) over 53 G with Frisco, Spokane, and the AZL Rangers...began season in extended Spring Training, but joined Frisco from 5/6-20...returned to extended and spent bulk of the rookie league season with AZL Rangers...was with Spokane from 7/10-8/6...**2016:** Tied for the DSL Rangers1 team lead with 61 games and led with team with 37 walks...**2015:** Made pro debut with DSL Rangers1.

YEAR	CLUB	AVG	G	AB	R	H	TB	2B	3B	HR	RBI	SH	SF	BB-I	SO	SB	CS	HP	GDP	OBP	SLG
2015	DSL Rangers1	.233	44	150	33	35	41	4	1	0	13	3	1	26-0	30	5	8	6	4	.366	.273
2016	DSL Rangers1	.293	61	215	55	63	79	4	6	0	31	8	6	37-0	22	32	9	6	1	.402	.367
2017	Frisco	.000	3	3	0	0	0	0	0	0	0	0	0	0-0	1	0	0	0	0	.000	.000
	AZL Rangers	.231	32	117	25	27	34	7	0	12	0	2	24-0	11	13	2	3	2	.370	.291	
	Spokane	.250	18	56	13	14	19	2	0	1	9	2	1	12-0	12	4	3	1	0	.386	.339
2018	Hickory	.260	115	361	56	94	118	12	3	2	40	15	2	58-0	65	44	15	7	12	.371	.327
	Frisco	.273	4	11	3	3	3	0	0	1	0	1	4-0	3	2	0	0	0	.438	.273	
MINOR TOTALS		.258	277	913	185	236	294	29	10	3	106	28	13	161-0	144	100	37	23	19	.378	.322

HERRERA, RONALD

RHP

Height: 5-11 Weight: 193 Born: May 3, 1995 in Maracay, Venezuela
 Bats: Right Throws: Right Resides: Maracay, Venezuela
 Opening Day Age: 23
 Acquired: In a 2-player trade with New York-AL on Nov. 20, 2017.
 Signed By: Julio Franco and Carlos Villanueva

2018: Missed entire season following surgery to repair a right torn flexor tendon in his right forearm on 6/11...was in major league camp during spring training, but did not pitch...was removed from the 40-man roster and outrighted to the minor leagues on 11/20...**2017:** Reached the majors with the Yankees and had 2 relief appearances over 2 stints with New York (6/14-15 and 6/26-30)...made his Major League debut on 6/14 at Los Angeles-AL, allowing a tie-breaking two-run home run to Andrelton Simmons in the 7th to suffer the loss...was recalled from Trenton (AA) prior to the game...returned to the Yankees on 6/26 and tossed a scoreless inning on 6/29 at CWS in lone outing during 2nd stint...combined to go 8-1 with a 1.91 ERA (16 ER/75.1 IP) over 14 starts at the minor league level with Trenton, Scranton-Wilkes-Barre, and the GCL Yankees...went 8-0 with a 1.13 ERA (7 ER/56.0 IP) and 42 K in 9 starts with



Trenton prior to promotion to Yankees...was named Eastern League Pitcher of the Week for the period from 6/5-11, after striking out 9 and allowing just 2 H and 0 BB in 6.2 scoreless innings on 6/8 vs. Hartford...was on the minor league disabled list at Trenton from 7/6-8/31 with a right shoulder strain...completed a rehab assignment with the GCL Yankees, 8/18-31...made one postseason start for Scranton/Wilkes-Barre...**2016:** In his 1st season with the Yankees organization, combined at Trenton (AA) and Scranton/Wilkes-Barre (AAA) to go 10-8 with a 3.94 ERA (60 ER/137.0 IP) in 24 starts...ranked 4th among Yankees minor leaguers in strikeouts and tied for 6th in wins while setting career highs in both categories...finished 4th in the Eastern League in strikeouts and 10th in ERA...led EL starters (min. 125.0IP) with a 8.39 K/9.0IP ratio...was named the Thunder's "Pitcher of the Year"...on 4/26 vs. New Hampshire, tossed the first 8.0 IP (2 BB, 5 K, 1 HP) of a combined no-hitter, with Jonathan Holder (1.0IP) finishing the 4-0 win...was named the Eastern League "Pitcher of the Week" for 4/25-5/1...made a spot start for Scranton/WB on 4/16 vs. Syracuse, allowing 5 ER in 5.0 IP to take the loss...was added to the Yankees' 40-man roster on 11/18/16...**2015:** Combined with Lake Elsinore (A+) and San Antonio (AA) to go 8-7 with a 4.08 ERA (66 ER/145.2 IP) in 26 games/25 starts...started the season with Lake Elsinore and earned a promotion to San Antonio on 7/24...was named the Texas League "Pitcher of the Week" for 8/17-23 after going 1-0 with two scoreless starts (11.0 IP, 4 H, 2 BB, 10 K)...was traded to the Yankees in exchange for INF José Pirela on 11/11/15...**2014:** Split the campaign between Beloit (A) in the A's organization and Fort Wayne (A) in the Padres organization...went a combined 6-9 with a 3.92 ERA (58 ER/133.0 IP) 26 games/25 starts...ranked 5th among Midwest League starters with a 1.74 BB/9.0IP ratio...on 5/28, was acquired by the San Diego Padres from the Oakland Athletics to complete the trade that sent INF/OF Jake Goebbert to San Diego and INF/OF Kyle Blanks to Oakland on 5/14...finished the season with Fort Wayne...**2013:** Combined with the AZL Athletics and Vermont (S-A) to go 7-4 with a 4.02 ERA (35 ER/78.1 IP) in 16 games/10 starts...spent the majority of the season with the AZL Athletics and led the Arizona League in innings pitched and finished 3rd in wins...his 1.36 BB/9.0IP rate was 3rd-lowest among starting pitchers...was promoted to Vermont on 8/29 and appeared in 2 games/one start...**2012:** Made his pro debut with the DSL Athletics.

YEAR	CLUB	W-L	ERA	G	GS	CG	SHO	SV	IP	H	R	ER	HR	HB	BB-I	SO	WP	BK
2012	DSL Athletics	2-4	2.47	14	14	1	0	0	58.1	66	24	16	1	6	20-0	44	6	0
2013	AZL Athletics	6-4	3.82	14	9	0	0	0	70.2	76	36	30	3	3	11-0	58	3	2
	Vermont	1-0	5.87	2	1	0	0	0	7.2	10	6	5	0	2	2-0	8	0	0
2014	Beloit	3-4	3.38	9	9	0	0	0	50.2	53	26	19	6	5	10-0	35	1	1
	Fort Wayne	3-5	4.26	17	16	0	0	0	82.1	93	45	39	5	6	15-0	47	3	1
2015	Lake Elsinore	5-6	3.88	18	17	0	0	0	102.0	100	48	44	6	5	28-0	69	7	1
	San Antonio	3-1	4.53	8	8	1	1	0	43.2	48	25	22	4	3	14-0	35	1	1
2016	Trenton	10-7	3.75	23	23	0	0	0	132.0	131	61	55	9	4	35-0	123	4	0
	Scranton/Wilkes-Barre	0-1	9.00	1	1	0	0	0	5.0	7	5	5	1	0	3-0	8	1	0
2017	Trenton	8-0	1.13	9	9	0	0	0	56.0	34	10	7	2	2	12-0	42	1	0
	New York-AL	0-1	6.00	2	0	0	0	0	3.0	3	2	2	1	1	1-0	3	0	0
	Scranton/Wilkes-Barre	0-0	4.35	2	2	0	0	0	10.1	6	7	5	2	1	3-0	6	0	0
	GCL Yankees East	0-1	4.00	3	3	0	0	0	9.0	13	4	4	0	1	0-0	9	0	0
2018	Texas	INJURED - DID NOT PITCH																
MAJOR TOTALS		0-1	6.00	2	0	0	0	0	3.0	3	2	2	1	1	1-0	3	0	0
MINOR TOTALS		41-33	3.60	120	112	2	1	0	627.2	637	297	251	39	38	153-0	484	27	6

HUFF, SAM**C**

Height: 6-4 Weight: 215 Born: Jan. 14, 1998 in Phoenix, AZ
 Bats: Right Throws: Right Resides: Phoenix, AZ
 Opening Day Age: 21
 Acquired: Selected in the 7th round of the 2016 June Draft (Arcadia) (AZ HS)...signed June 17, 2016.
 Signed By: Josh Simpson

2018: Named to 2018 Atlantic League mid-season All-Star team and was honored as a Texas Organization All-Star by MiLB.com...hit career-high 18 HR for Hickory, ranking T1st among Crawdads and T6th in the SAL...made 56 starts at catcher and threw out 18 of 60 (30%) attempted base stealers...also appeared at first base...**2017:** Named as the catcher on the Arizona League Postseason All-Star Team...tied for the AZL lead with 9 HR and also ranked among the league leaders in TB (T4th, 89) and RBI (T10th, 31)...averaged a HR every 21.89 AB, 4th-best rate in the AZL...appeared in 30 G behind the plate and threw out 16 of 53 (30.2%) would-be basestealers, 4th-highest in the AZL...**2016:** Posted the 7th-highest average in the Arizona League (min. 95 AB) in 1st pro season...reached safely in 24 of 28 games...batted .419/.486/.548 over final 8 games...**Notes:** Batted .554 with 14 home runs and 49 RBI as a senior at Arcadia HS in Phoenix, earning a spot on the *Arizona Republic's* All-Arizona boys baseball team...was named the 140th-best prospect in the draft by *Baseball America*...father, Steve, was drafted by San Francisco in the 7th round of the 1976 MLB January draft...had committed to Grand Canyon U.

YEAR	CLUB	AVG	G	AB	R	H	TB	2B	3B	HR	RBI	SH	SF	BB-I	SO	SB	CS	HP	GDP	OBP	SLG
2016	AZL Rangers	.330	28	97	19	32	47	10	1	1	17	0	1	16-0	29	0	0	3	6	.436	.485
2017	AZL Rangers	.249	49	197	34	49	89	9	2	9	31	0	3	24-1	66	3	2	1	3	.329	.452
2018	Hickory	.241	118	415	53	100	222	3	18	55	0	2	23-2	140	9	1	8	5	.292	.439	
MINOR TOTALS		.255	195	709	106	181	318	41	6	28	103	0	6	63-3	235	12	3	12	14	.324	.449

INOA, CRISTIAN LEURIS**SS**

Height: 5-10 Weight: 165 Born: July 4, 1999 in Santo Domingo Centro, Dominican Republic
 Bats: Right Throws: Right Resides: Santo Domingo, Dominican Republic
 Opening Day Age: 19
 Acquired: Signed as a non-drafted free agent on July 4, 2015.
 Signed By: Rodolfo Rosario/Rafael Belen

2018: Combined to bat .228 (47-206) in 63 G between 4 Texas affiliates, spending majority of campaign with Spokane...made 59 total starts at second base (27), shortstop (20), and third base (12)...batted .280/.370/.373/.743 (33-118) over final 35 G, all with Spokane...**2017:** Made his stateside debut with Spokane, ranking 2nd on club in RBI (31)...had 40 GS at shortstop and also made 19 starts at second base...**2016:** Made pro debut with DSL Rangers/SL.

YEAR	CLUB	AVG	G	AB	R	H	TB	2B	3B	HR	RBI	SH	SF	BB-I	SO	SB	CS	HP	GDP	OBP	SLG
2016	DSL Rangers2	.282	65	238	44	67	96	16	2	3	21	1	2	31-0	41	16	4	10	4	.384	.403
2017	Spokane	.213	60	207	21	44	68	10	1	4	31	2	5	13-0	48	2	1	3	5	.263	.329
2018	Round Rock	.000	2	5	0	0	0	0	0	0	0	0	0	1-0	2	0	0	0	0	.167	.000
	Frisco	.143	3	7	0	1	1	0	0	0	0	0	0	1-0	1	0	0	0	0	.250	.143
	Hickory	.152	12	33	5	5	7	2	0	0	1	0	0	8-0	6	0	0	0	0	.317	.212
	Spokane	.255	46	161	14	41	55	8	0	2	13	1	0	15-0	33	3	3	5	2	.337	.342
MINOR TOTALS		.243	188	651	84	158	227	36	3	9	66	4	7	69-0	131	21	8	18	11	.329	.349



IRIZARRY, KENEN**SS**

Height: 6-0 Weight: 150 Born: May 6, 2000 in Yauco, Puerto Rico
 Bats: Left Throws: Right Resides: Guanica, Puerto Rico

Opening Day Age: 18

Acquired: Selected in the 13th round of the 2018 June Draft (Aurea E Quiles (PR) HS)...signed on June 14, 2018.

Signed By: Cliff Terracuso

2018: Appeared in 17 G for the AZL Rangers in his pro debut...**Notes:** Attended Aurea E Quiles High School in Guanica, Puerto Rico.

YEAR	CLUB	AVG	G	AB	R	H	TB	2B	3B	HR	RBI	SH	SF	BB-I	SO	SB	CS	HP	GDP	OBP	SLG
2018	AZL Rangers	.195	17	41	8	8	11	1	1	0	2	1	1	8-0	10	1	1	0	0	.320	.268

JACOBSEN, LUCAS**LHP**

Height: 6-5 Weight: 190 Born: July 1, 1995 in Santa Cruz, CA
 Bats: Left Throws: Left Resides: Campbell, CA

Opening Day Age: 23

Acquired: Selected in the 27th round of the 2016 June Draft (Long Beach St. (CA) U.)...signed on July 15, 2016.

Signed By: Todd Guggiana

2018: Did not see official game action following left elbow surgery on 3/28...**2017:** Combined to go 3-0 with a 3.77 ERA (6 ER/14.1 IP) and one save over 13 relief appearances with the AZL Rangers and Spokane...opened season with AZL Rangers and promoted to Spokane on 7/4...**2016:** Appeared in 7 games with the Arizona Rangers in 1st pro season...**Notes:** Recorded 35 strikeouts over 30.0 innings and held opponents to a .192 average in his only season at Long Beach State...named second team all-conference as a freshman at Santa Barbara CC...named to the All-Blossom Valley Athletic League first team as a senior at Westmont (CA) HS...was a member of the Los Gatos Legends team that won the Colt World Series in Lafayette, IN in 2012.

YEAR	CLUB	W-L	ERA	G	GS	CG	SHO	SV	IP	H	R	ER	HR	HB	BB-I	SO	WP	BK
2016	AZL Rangers	1-0	6.75	7	0	0	0	0	9.1	13	8	7	2	0	4-0	12	2	0
2017	AZL Rangers	0-0	10.80	3	0	0	0	0	3.1	5	5	4	1	0	1-0	7	3	0
	Spokane	3-0	1.64	10	0	0	0	1	11.0	5	2	2	0	0	6-0	18	3	0
2018									INJURED - DID NOT PITCH									
MINOR TOTALS		4-0	4.94	20	0	0	0	1	23.2	23	15	13	3	0	11-0	37	8	0

JARNESKI, JOSEPH**RHP**

Height: 6-0 Weight: 170 Born: Oct. 28, 1999 in Keaau, HI
 Bats: Right Throws: Right Resides: Keaau, HI

Opening Day Age: 19

Acquired: Selected in the 12th round of the 2017 June draft (Hilo (HI) HS)...signed on June 20, 2017.

Signed By: Steve Flores

2018: Did not see official game action while recovering from right elbow surgery on 9/20/17...**2017:** Made his professional debut with the AZL Rangers...**Notes:** Had committed to play baseball at Connors State (OK) College...named Big Island Interscholastic Federation (BIIF) Player of the Year as a senior at Hilo (HI) High School...as a senior, posted a 3.13 ERA on the mound and batted .457 at the plate as a part-time second baseman...pitched a complete game for the Hilo All-Stars in the championship game of the 2014 PONY World Series in Pennsylvania, helping Hilo defeat Chinese Taipei.

YEAR	CLUB	W-L	ERA	G	GS	CG	SHO	SV	IP	H	R	ER	HR	HB	BB-I	SO	WP	BK
2017	AZL Rangers	0-0	9.00	8	0	0	0	0	6.0	10	6	6	0	0	7-0	7	0	0
2018									INJURED - DID NOT PITCH									
MINOR TOTALS		0-0	9.00	8	0	0	0	0	6.0	10	6	6	0	0	7-0	7	0	0

JAVIER, JOSHUA**LHP**

Height: 6-3 Weight: 195 Born: Dec. 16, 1998 in Santo Domingo, Dominican Republic
 Bats: Left Throws: Left Resides: Santo Domingo, Dominican Republic

Opening Day Age: 20

Acquired: As the PTBNL from Arizona on August 17, 2018 to complete the trade of Jake Diekman on July 31, 2018.

Signed By: Luis Baez and Junior Noboa (Arizona)

2018: Acquired from Arizona on 8/17 as player to be named later, completing the 7/31 trade involving LHP Jake Diekman...combined to go 3-1 with a 2.76 ERA (13 ER/42.1 IP) in 12 G/6 GS with the AZL D-backs and AZL Rangers...was 3-1, 1.29 (3 ER/21.0 IP) in 6 relief outings compared to no record, 4.22 (10 ER/21.1 IP) in 6 starts...**Notes:** Signed by Arizona as a non-drafted free agent on 9/3/15...signed by Luis Baez and Junior Noboa.

YEAR	CLUB	W-L	ERA	G	GS	CG	SHO	SV	IP	H	R	ER	HR	HB	BB-I	SO	WP	BK
2016	DSL D-backs2	0-3	9.00	6	3	0	0	0	18.0	20	21	18	0	0	24-0	15	9	1
	DSL D-backs	2-1	3.75	8	6	0	0	0	24.0	20	12	10	0	4	19-0	27	5	0
2017	DSL D-backs2	5-2	2.06	9	7	0	0	0	39.1	30	16	9	1	3	18-0	31	7	2
	DSL D-backs1	2-0	0.00	3	3	0	0	0	17.0	7	3	0	0	1	1-0	21	0	0
2018	AZL D-backs	3-1	2.80	10	4	0	0	0	35.1	27	14	11	1	2	15-0	33	3	0
	AZL Rangers	0-0	2.57	2	2	0	0	0	7.0	4	2	2	0	0	1-0	12	0	0
MINOR TOTALS		12-7	3.20	38	25	0	0	0	140.2	108	68	50	2	10	78-0	139	24	3

JEFFRY, WILLIAM**OF**

Height: 6-1 Weight: 170 Born: May 11, 1999 in Caguas, Puerto Rico
 Bats: Right Throws: Right Resides: Caguas, Puerto Rico

Opening Day Age: 19

Acquired: Selected in the 36th round of the 2017 June Draft (Colegio Angel David (PR) HS)...signed July 6, 2017.

Signed By: Roberto Aquino

2018: Appeared in 25 G for DSLRangers1 in 1st action of pro career, logging time at all 3 outfield positions...batted .129 (4-31) through 1st 14 G, but hit .364 (12-33) with 3 HR and 11 RBI in final 11 G.

YEAR	CLUB	AVG	G	AB	R	H	TB	2B	3B	HR	RBI	SH	SF	BB-I	SO	SB	CS	HP	GDP	OBP	SLG
2018	DSL Rangers1	.250	25	64	20	16	29	2	1	3	15	0	3	10-0	32	5	1	7	0	.393	.453



JENKINS, ERIC DURANT

OF

Height: 6-1 Weight: 170 Born: Jan. 30, 1997 in Cerro Gordo, NC
 Bats: Left Throws: Right Resides: Jacksonville, FL
 Opening Day Age: 22
 Acquired: Selected in the 2nd round of the 2015 June Draft (West Columbus (NC) HS)...signed June 15, 2015.
 Signed By: Jay Heafner

2018: Combined to bat .241 (91-377) in 111 G with Hickory and Down East...began season with Hickory before promotion to Down East on 5/9...his 35 stolen bases were 2nd-most in the organization (46-Yonny Hernandez)...following the season, batted .247 (19-77) in 21 G with Auckland in the Australian Baseball League...**2017:** Opened the season on the disabled list with a left hamstring strain...joined Hickory upon activation and batted .163 (7-43) over 12 G with the Crawdads...transferred to extended Spring Training on 5/10 and returned to Hickory on 6/9...hit .216/.266/.310/.576 (46-213) in final 60 G with the Crawdads...**2016:** Led the South Atlantic League and ranked 3rd among all Minor Leaguers with 51 stolen bases...was the 1st Texas farmhand to record 50+ steals in a season since 2010...was successful on season-high 14 straight steal attempts from 6/28-8/9...promoted to High Desert on 9/5 and was 3-for-7 (.429) in 3 G in postseason for the Mavericks...**2015:** Named the 7th-best prospect in the Arizona League...had the 6th-best stolen base percentage (90.3%, 28-for-31) among all Minor Leaguers with at least 30 attempts...ranked among league leaders in stolen bases (2nd, 27), triples (3rd, 6), runs (T4th, 35), and walks (T5th, 23)...promoted to Hickory after AZL season on 9/2...batted .389 (7-18) in 5 G with the Crawdads...**Notes:** Rated as the 21st-best position player and 42nd-best prospect in the draft overall by *Baseball America*...was also tabbed by MLB.com as the 37th-best prospect overall...garnered 2015 Perfect Game Second Team All-American and Atlantic All-Region First Team honors following his senior year at West Columbus High School in Cerro Gordo, NC...was 50-for-50 in stolen base attempts over his last 2 years at West Columbus...played for the Dirtbags, a statewide showcase team, that has produced current Major Leaguers Madison Bumgarner, Wil Myers, and Kyle Seager...had committed to the University of North Carolina-Wilmington.

YEAR	CLUB	AVG	G	AB	R	H	TB	2B	3B	HR	RBI	SH	SF	BB-I	SO	SB	CS	HP	GDP	OBP	SLG
2015	AZL Rangers	.249	51	177	35	44	60	4	6	0	13	3	0	23-0	57	27	3	2	1	.342	.339
	Hickory	.389	5	18	3	7	8	1	0	0	1	0	0	1-0	4	1	0	0	1	.421	.444
2016	Hickory	.221	126	506	72	112	167	13	9	8	40	8	6	40-0	154	51	15	3	7	.279	.330
	High Desert	.000	1	4	0	0	0	0	0	0	0	0	0	0-0	3	0	0	0	0	.000	.000
2017	Hickory	.207	73	256	35	53	74	10	4	1	16	1	1	19-0	82	10	0	1	2	.264	.289
2018	Hickory	.291	26	103	14	30	46	1	3	3	15	1	1	8-1	32	16	3	0	0	.339	.447
	Down East	.223	85	274	36	61	78	6	4	1	14	3	1	21-1	79	19	5	2	1	.282	.285
MINOR TOTALS		.229	367	1338	195	307	433	35	26	13	99	16	9	112-2	411	124	26	8	12	.291	.324

JONES, JAMES

LHP

Height: 6-4 Weight: 200 Born: Sept. 24, 1988 in Brooklyn, NY
 Bat: Left Throws: Left Resides: Brooklyn, NY
 Opening Day Age: 30
 Acquired: In a 5-player trade with Seattle on Nov. 16, 2015.
 Signed By: David May (Seattle)

2018: In 1st full season on the mound, combined to go 1-1 with a 7.34 ERA (25 ER/30.2 IP) over 23 games/2 starts with the AZL Rangers, Down East, Frisco, and Round Rock...opened the season at Down East and earned 1st professional win on 4/29 vs. Carolina...was promoted to Frisco on 5/15 and was on the disabled list from 6/17-7/20...completed rehab assignment with AZL Rangers, 7/14-20...promoted to Round Rock upon activation for remainder of the season...**2017:** Returned from injury in late August to toss 3.1 IP over 4 G/one GS with the AZL Rangers...**2016:** Made an in-season conversion to the mound...was a non-roster invite to Spring Training as an outfielder and batted .232 (64-276) over 76 games with Round Rock...was transferred to the AZL Rangers on 7/12 and made his professional debut on the mound 8/4 at AZL Angels (1.0 IP, 1 K)...promoted to Hickory on 8/9...appeared in one game with Hickory on 8/9 vs. AUG (0.2 IP, 4 R)...on disabled list, 8/10-end of season, with a left elbow impingement...underwent Tommy John surgery on 8/24...**2015:** Batted .103 (3-29) in 28 games spanning 3 stints with Seattle: 6/15-24, 7/4-5, and 9/8-end of season...opened year 0-for-13 across 1st 2 stints before a 3rd-inning double in start on 9/11 vs. COL...was 0-for-10 over his final 14 G, a span in which he made just one start...made 6 total starts, all in CF, seeing action in 20 total games in CF and 6 G in RF...spent bulk of season with Tacoma (AAA), where he missed over 2 months due to DL stints...finished among PCL leaders in triples (T6th) and steals (T10th)...on Rainiers DL 4/17-5/1 (concussion) and 7/11-8/28 (right big toe fracture)...compiled a .341/.397/.462/.859 (45-132) slash line with 9 2B, 2 3B, a HR, and 7 SB over 34 G for Aragua in the Venezuelan Winter League after the season...**2014:** Saw his 1st ML action with Seattle, batting .250 (78-312) with 46 R, 9 2B, 5 3B, 9 RBI, and 27 SB over 4 stints with the Ms: 4/16-19, 5/5-8/1, 8/11-17, and 8/29-end of season...ranked among A.L. rookies (250+ PA's) on average (11th), runs (7th), and hits (9th)...set M's club record with hits in each of 1st 15 ML starts...ML debut on 4/18 at MIA as def replacement in RF, single in only PA (off A.J. Ramos in 8th)...**2013:** Spent the majority of the season with Jackson (AA), and saw brief stint with Tacoma in Triple-A debut (8/30-9/2)...combined to hit .278 (105-378) in 105 G with 16 2B, 10 3B, 6 HR, and 46 RBI...**2012:** Spent season with High Desert (High-A), establishing career highs in most offensive categories including runs (109), hits (151), doubles (28), triples (12), HR (14), RBI (76), and OPS (.875)...**2011:** Played in 83 games with High Desert before season was cut short due to injury...placed on disabled list after fracturing nose on 7/23...played for Adelaide in Australian Baseball League, batting .307/.398/.542/.940 (51-166) with 8 HR and 25 RBI in 45 games...**2010:** In 1st full pro season, batted .269 (132-491) with 10 3B and 12 HR in 132 games with Clinton (A)...**2009:** Began pro career with Everett (Short season A), appearing in games at 1st base, RF and DH...participated in the Mariners 2009 Instructional League and named Leader of the Camp by staff...**Notes:** James Steven Jones...married Jasmine Carter on 1/16/16...graduated from High School of Telecommunications (Brooklyn, NY) in 2006...attended Long Island University, 2007-09...ranked 65th in *Baseball America's* list of all draft prospects in 2009, including 30th among college players... earned first team All Northeast Conference, 2007-09...clubbed and also played at both 1st base and in the outfield...selected by Seattle in the 4th round of the 2009 June draft.

YEAR	CLUB	W-L	ERA	G	GS	CG	SHO	SV	IP	H	R	ER	HR	HB	BB-I	SO	WP	BK
2016	AZL Rangers	0-0	0.00	2	0	0	0	0	2.0	2	0	0	0	0	0-0	3	0	0
	Hickory	0-0	54.00	1	0	0	0	0	0.2	4	4	4	0	0	1-0	0	2	0
2017	AZL Rangers	0-0	5.40	4	1	0	0	0	3.1	3	4	2	0	1	4-0	3	1	0
2018	Down East	1-1	5.93	10	0	0	0	0	13.2	20	14	9	0	2	9-0	10	1	0
	Frisco	0-0	10.50	6	0	0	0	0	6.0	10	8	7	2	1	3-0	7	1	0
	AZL Rangers	0-0	2.25	2	2	0	0	0	4.0	3	1	1	0	0	1-0	3	0	0
	Round Rock	0-0	10.29	5	0	0	0	0	7.0	11	8	8	2	1	5-0	2	3	0
MINOR TOTALS		1-1	7.61	30	3	0	0	0	36.2	53	39	31	4	5	23-0	28	8	0

JOSEPH, STARLING

OF

Height: 6-3 Weight: 180 Born: Aug. 1, 1998 in San Pedro de Macoris, Dominican Republic
 Bats: Right Throws: Right Resides: San Pedro de Macoris, Dominican Republic
 Opening Day Age: 20
 Acquired: Signed as a non-drafted free agent on Oct. 9, 2014.
 Signed By: Danilo Troncoso



2018: Hit a career-high 11 HR for Spokane, 2nd-most among Indians and T5th-most in the NWL...made 54 starts in RF (43) and CF (11)...batted .174 (26-149) with 6 HR and 17 RBI against RH pitchers compared to .286 (16-56) with 5 HR and 13 RBI against southpaws...**2017:** Made stateside debut with AZL Rangers...**2016:** Ranked among the DSL Rangers2 leaders in HR (2nd, 5), 2B (T3rd, 13), and RBI (T4th, 27)...**2015:** Made pro debut with DSL Rangers2.

YEAR	CLUB	AVG	G	AB	R	H	TB	2B	3B	HR	RBI	SH	SF	BB-I	SO	SB	CS	HP	GIDP	OBP	SLG
2015	DSL Rangers2	.259	54	201	37	52	74	15	2	1	17	2	1	27-0	60	12	7	5	1	.359	.368
2016	DSL Rangers2	.256	63	215	38	55	85	13	1	5	27	0	5	25-0	66	13	5	3	2	.335	.395
2017	AZL Rangers	.256	21	78	13	20	37	2	3	3	14	0	0	4-0	28	2	2	1	0	.301	.474
2018	Spokane	.205	59	205	26	42	82	7	0	11	30	0	4	11-0	86	0	4	7	3	.264	.400
MINOR TOTALS		.242	197	699	114	169	278	37	6	20	88	2	10	67-0	240	27	18	16	6	.318	.398

KAPERS, SCOTT

C

Height: 5-11 Weight: 175 Born: Nov. 27, 1996 in Schererville, IN
 Bats: Right Throws: Right Resides: Schererville, IN
 Opening Day Age: 22
 Acquired: Selected in the 17th round of the 2018 June Draft (Valparaiso)...signed June 14, 2018.
 Signed By: Michael Medici

2018: Appeared in 25 G for the AZL Rangers and Spokane in his 1st pro season...**Notes:** Played 3 seasons at Valparaiso University, earning Missouri Valley Conference All-Defensive Team honors in 2018...threw out 21 of 56 (38%) attempted base stealers and picked off 6 runners during final season, tying for the league lead...younger brother, Jake, also a catcher, began his baseball career at Valpo in fall 2018...graduated from Mt. Carmel (IL) High School, helping the Caravan to a state championship in 2013...was an infielder and pitcher before converting to catcher prior to his sophomore year of high school.

YEAR	CLUB	AVG	G	AB	R	H	TB	2B	3B	HR	RBI	SH	SF	BB-I	SO	SB	CS	HP	GIDP	OBP	SLG
2018	AZL Rangers	.375	2	8	0	3	4	1	0	0	0	0	0	0-0	0	0	1	0	0	.375	.500
	Spokane	.164	23	73	7	12	21	6	0	1	6	0	0	5-0	15	0	1	6	3	.274	.288
MINOR TOTALS		.185	25	81	7	15	25	7	0	1	7	0	0	5-0	15	0	2	6	3	.283	.309

KEITH, KYLE

RHP

Height: 6-0 Weight: 180 Born: Nov. 20, 1994 in Casper, WY
 Bats: Right Throws: Right Resides: Eugene, OR
 Opening Day Age: 24
 Acquired: Selected in the 22nd round of the 2017 June Draft (Lane (OR) CC)...signed on June 20, 2017.
 Signed By: Gary McGraw

2018: Assigned to Spokane on 7/4 and spent remainder of season with the Indians...opponents batted .313/.368/.425/.793...issued 3.7 BB/9, a sharp decrease from '17 (8.7 BB/9)...**2017:** Pitched exclusively out of the bullpen in his pro debut with the AZL Rangers...**Notes:** Played 2 seasons at Lane Community College in Eugene, OR...was committed to continue his collegiate career at the University of Southern Mississippi...went 5-4 with a 2.86 ERA in 12 starts during his final season at Lane CC, including 66 strikeouts in 66.0 innings...was the 1st Wyoming native to be drafted since Brandon Nimmo who was drafted 13th overall by the Mets in 2011...attended Kelly Walsh High School in Casper, WY.

YEAR	CLUB	W-L	ERA	G	GS	CG	SHO	SV	IP	H	R	ER	HR	HB	BB-I	SO	WP	BK
2017	AZL Rangers	1-0	8.74	11	0	0	0	0	11.1	16	14	11	1	0	11-1	13	3	1
2018	Spokane	0-2	4.24	14	0	0	0	1	17.0	25	12	8	1	0	7-1	18	9	0
MINOR TOTALS		1-2	6.04	25	0	0	0	1	28.1	41	26	19	2	0	18-2	31	12	1

KING, JOHN

LHP

Height: 6-2 Weight: 215 Born: Sept. 14, 1994 in Missouri City, TX
 Bats: Left Throws: Left Resides: Missouri City, TX
 Opening Day Age: 24
 Acquired: Selected in the 10th round of the 2017 June Draft (U. of Houston)...signed on June 20, 2017.
 Signed By: Bob Laurie

2018: Returned from injury to make one start for both AZL Rangers and Spokane in 1st action of pro career...joined AZL Rangers for rehab start on 8/24 before being activated by Spokane on 8/25...**2017:** Did not appear in a game while recovering from left elbow surgery on 7/5...**Notes:** Went 8-1 with a 3.11 ERA (28 ER/81.1 IP) in 13 games/12 starts as a senior at the University of Houston...was named to the American Championship All-Tournament Team...pitched two seasons at Angelina College and was a first team All-Conference selection in his second year...was a three-year letterwinner at Clements High School in Sugar Land, Texas.

YEAR	CLUB	W-L	ERA	G	GS	CG	SHO	SV	IP	H	R	ER	HR	HB	BB-I	SO	WP	BK
2017									INJURED - DID NOT PITCH									
2018	AZL Rangers	0-0	5.40	1	1	0	0	0	1.2	3	2	1	0	0	1-0	1	0	0
	Spokane	0-0	6.00	1	1	0	0	0	3.0	5	2	2	0	1	0-0	2	0	0
MINOR TOTALS		0-0	5.79	2	2	0	0	0	4.2	8	4	3	0	1	1-0	3	0	0

KOWALCZYK, ALEX

C

Height: 6-3 Weight: 205 Born: Oct. 17, 1993 in Lansdale, PA
 Bats: Right Throws: Right Resides: Downingtown, PA
 Opening Day Age: 25
 Acquired: Selected in the 12th round of the 2016 June Draft (U. of Pittsburgh)...signed June 14, 2016.
 Signed By: Brian Matthews

2018: Slugged a career-high 12 HR for Down East, 3rd-most among Wood Ducks...increased walk rate (10.1 PA/BB) from previous season, but also saw rise in strikeout rate (3.4 PA/SO)...threw out 6 of 35 (17%) attempted base stealers...also saw action in right field and left field...**2017:** Ranked among Hickory club leaders in RBI (1st, 56), home runs (T1st, 9), hits (2nd, 102), doubles (2nd, 21), runs (3rd, 51), total bases (3rd, 150), and walks (3rd, 24)...his 56 RBI ranked 4th among Texas farmhands...joined Hickory on 4/27 and batted .403/.456/.645/1.101 (25-62) with 4 home runs and 16 RBI in his 1st 17 contests...**2016:** Shared catching duties at Spokane, appearing in 22 games behind the plate...ranked among the club leaders in home runs (T3rd, 3) and doubles (T5th, 8) despite playing in only 31 G...**Notes:** Started 97 games in 2 seasons at U. of Pittsburgh...had the highest slugging pct. (.569) on the team as a senior...transferred to Pitt after one season at Pitt Community College and began college career at Old Dominion...college teammates with fellow 2016 draftee Charles Leblanc at Pitt...was a first team all-league and all-sectional selection at Downingtown East (PA) HS.

YEAR	CLUB	AVG	G	AB	R	H	TB	2B	3B	HR	RBI	SH	SF	BB-I	SO	SB	CS	HP	GDP	OBP	SLG
2016	Spokane	.288	31	118	12	34	51	8	0	3	13	0	3	7-0	32	0	0	2	4	.331	.432
2017	Hickory	.305	90	334	51	102	150	21	0	9	56	0	3	24-1	83	2	1	15	10	.375	.449
2018	Down East	.247	102	364	44	90	148	20	1	12	44	0	2	41-0	122	5	0	6	12	.332	.407
MINOR TOTALS		.277	223	816	107	226	349	49	1	24	113	0	8	72-1	237	7	1	23	26	.349	.428

KUZIA, JOE

RHP

Height: 6-4 Weight: 195 Born: Oct. 3, 1993 in Seymour, CT
 Bats: Right Throws: Right Resides: Cape Coral, FL
 Opening Day Age: 25
 Acquired: Signed as a Minor League free agent on April 4, 2017.
 Signed By: Mike Daly/Takeshi Sakurayama

2018: Made the 3rd-most appearances (31) on Hickory staff...converted 2 of 4 save chances...opponents batted .288 (68-236) overall, .232 (26-112) by LHB and .339 (42-124) by RHB...made 5 appearances for Surprise in the Arizona Fall League (12 ER/5.0 IP)...**2017:** Signed as a Minor League free agent on 4/4...had the lowest BB/9 rate (0.86) among Northwest League relievers and also ranked among relief leaders in SO/9 (4th, 12.93) and fewest baserunners per 9.0 IP (9.48)...whiffed 45 of 132 BF (34.1%)...**2016:** Combined to go 4-1 with a 5.68 ERA (37 ER/58.2 IP) over 47 G/one GS with New Britain and Bridgeport in the independent Atlantic League...**2015:** Was 0-1 with a 11.95 ERA (27 ER/20.1 IP) in 19 G with Garden State in the independent Canadian-American Association...**Notes:** Pitched at both St. John's University and Herkimer (NY) Community College...was an All-Big East First Team and ABCA All-Region Team selection for St. John's in 2014, leading the Big East with 13 saves...younger brother, Nick, is a pitcher in the San Diego organization.

YEAR	CLUB	W-L	ERA	G	GS	CG	SHO	SV	IP	H	R	ER	HR	HB	BB-I	SO	WP	BK
2015	Garden State	0-1	11.95	19	0	0	0	0	20.1	34	28	27	3	8	13-0	11	1	0
2016	New Britain	1-0	6.88	13	0	0	0	0	17.0	24	17	13	4	1	9-0	12	2	0
	Bridgeport	3-1	5.18	34	1	0	0	0	41.2	55	27	24	5	2	11-1	15	2	0
2017	Spokane	1-1	2.59	16	0	0	0	5	31.1	28	16	9	2	2	3-0	45	4	0
	Hickory	1-1	12.79	4	0	0	0	0	6.1	9	10	9	1	3	2-0	7	1	0
2018	Hickory	1-3	4.35	31	0	0	0	2	60.0	68	37	29	4	4	21-1	60	7	0
MINOR TOTALS		3-5	4.33	51	0	0	0	7	97.2	105	63	47	7	9	26-1	112	12	0
INDEPENDENT TOTALS		4-2	7.29	66	1	0	0	0	79.0	113	72	64	12	11	33-1	38	5	0

LA O, LUIS YANDER

INF

Height: 6-0 Weight: 200 Born: Dec. 9, 1991 in San Luis, Cuba
 Bats: Right Throws: Right Resides: Port-au-Prince, Haiti
 Opening Day Age: 27
 Acquired: Signed as a Minor League free agent on Jan. 11, 2017
 Signed By: Chu Halabi/Jose Fernandez

2018: Endured 3 disabled list stints with Frisco, but still ranked T4th on club in RBI (43) despite appearing in just 77 G...made 66 starts at second base (43), third base (15) and first base (8)...**2017:** Had the most hits (139) in the Carolina League, posting the 3rd-highest average (.292) on the circuit...was the hardest player to strikeout in the CL at 10.32 PA per SO...saw action at first, second, and third...hit .333/.366/.386/.751 (51-153) over final 40 G with the Wood Ducks...batted .196/.241/.333/.574 (10-51) over 14 G with the Surprise Saguaros in the Arizona Fall League...**2016:** Did not play...**2015:** Hit .327/.404/.401 with 2 HR, 35 walks, and 15 strikeouts over 340 PA in final season in Cuba...**Notes:** Played 6 seasons in Cuba for Santiago De Cuba from 2009-15, batting .329/.388/.406 over 1,338 PA...saw action at both third and second...ranked the 10th-best prospect in Cuba by *Baseball America* in 2015.

YEAR	CLUB	AVG	G	AB	R	H	TB	2B	3B	HR	RBI	SH	SF	BB-I	SO	SB	CS	HP	GDP	OBP	SLG
2017	Down East	.292	124	476	57	139	23	2	8	53	4	3	21-2	50	11	10	12	12	.336	.399	
2018	Frisco	.290	77	286	31	83	105	9	2	3	43	0	4	17-1	45	6	4	3	.332	.367	
MINOR TOTALS		.291	201	762	88	222	295	32	4	11	96	4	7	38-3	95	17	14	15	19	.335	.387

LAIO, NIC

RHP

Height: 6-5 Weight: 205 Born: July 28, 1997 in Downers Grove, IL
 Bats: Right Throws: Right Resides: Downers Grove, IL
 Opening Day Age: 21
 Acquired: Selected in the 20th round of the 2018 June Draft (Western Michigan U.)...signed on June 18, 2018.
 Signed By: Chris Collias

2018: Did not see official game action...**Notes:** Pitched 3 seasons at Western Michigan University...named WMU Most Valuable Pitcher and second team All-MAC in 2018...transitioned to a starter role prior to junior season and made a team-high 14 starts, going 3-3 with a 3.70 ERA in 82.2 innings of work...graduated from Downers Grove North (IL) High School...has a twin sister, Katie, who plays volleyball at Carthage College.

LANPHERE, LUCAS

RHP

Height: 6-2 Weight: 198 Born: Sept. 30, 1995 in Redlands, CA
 Bats: Right Throws: Right Resides: Highland, CA
 Opening Day Age: 23
 Acquired: Selected in the 21st round of the 2013 June Draft (Citrus Valley (CA) HS)...signed on July 3, 2013.
 Signed By: Steve Flores

2018: Did not see official game action following right elbow surgery on 1/31...**2017:** Was on the disabled list, 6/25-end of season with a UCL sprain in his right elbow...had 9 relief appearances over 2 stints with Hickory before landing on the disabled list...**2016:** Combined to go 5-5 with a 3.64 ERA (29 ER/71.2 IP) over 13 starts with Spokane and Hickory...opponents batted .272 (75-276), including .231 (25-108) by left-handed batters...began the season with Spokane and allowed 2 runs-or-less in 5 of 7 starts...promoted to Hickory on 8/4, completing 5.0+ innings in all 6 starts, including 6.0 innings 3 times...was 1-1 with a 2.53 ERA (6 ER/21.1 IP) over final 4 starts...**2015:** Led the Spokane staff in both innings (68.1) and strikeouts (48)...was 2-1, 3.98 (23 ER/52.0 IP) as a starter and 1-0, 0.56 (1 ER/16.0 IP)...permitted 3 ER-or-less in 10 of 13 outings...**2014:** Started a team-high 8 games for the AZL Rangers and finished top 7th in the AZL with 54 strikeouts...**2013:** Appeared in 8 games with the AZL Rangers in his professional debut...**Notes:** Garnered Mountain Valley Pitcher of the Year, First Team All-Area, and First Team All-CIF SS-Div. 5 honors as a senior at Citrus Valley HS...led Citrus Valley to the CIF-SS Div. 5 championship game, going 10-1 with a 0.56 ERA and 105 SO in 75 IP for the Blackhawks...had committed to play collegiately at UC Riverside.



YEAR	CLUB	W-L	ERA	G	GS	CG	SHO	SV	IP	H	R	ER	HR	HB	BB-I	SO	WP	BK
2013	AZL Rangers	1-1	3.50	8	2	0	0	0	18.0	14	7	7	1	0	6-0	14	2	0
2014	AZL Rangers	2-2	3.42	14	8	0	0	1	47.1	51	20	18	3	7	14-0	54	4	0
2015	Spokane	3-1	3.18	13	10	0	0	0	68.0	58	31	24	2	5	13-0	48	1	1
2016	Spokane	3-3	3.52	7	7	0	0	0	38.1	36	17	15	4	0	16-0	26	3	0
	Hickory	2-2	3.78	6	6	0	0	0	33.1	39	16	14	5	0	6-0	31	2	0
2017	Hickory	3-0	8.10	9	0	0	0	0	23.1	35	22	21	3	2	13-0	21	1	0
2018									INJURED - DID NOT PITCH									
MINOR TOTALS		14-9	3.90	57	33	0	0	1	228.1	233	113	99	18	14	68-0	194	13	1

LATZ, JACOB EUGENE (JAKE)**LHP**

Height: 6-2 Weight: 200 Born: April 8, 1996 in Lemont, IL
 Bats: Right Throws: Left Resides: Boerne, TX
 Opening Day Age: 22
 Acquired: Selected in the 5th round of the 2017 June Draft (Kent State (OH) U.)...signed on June 20, 2017.
 Signed By: Roger Coryell

2018: Ranked among Northwest League leaders in wins (T2nd, 6), strikeouts (4th, 67), WHIP (7th, 1.23), and ERA (8th, 3.93)...held opponents to a 232/303/339/643 slash line...was 4-1 with a 2.04 ERA (8 ER/35.1 IP) and 36 SO/11 BB over final 6 starts, including season-best 11 SO over 5.2 IP in final start as regular season on 9/1 vs. VAN...named NWL Pitcher of the Week for 8/27-9/2...**2017:** Had a pair of relief appearances with the AZL Rangers in pro debut...**Notes:** Sat out the 2017 season at Kent State University after transferring from Louisiana State University...did not pitch for the Golden Flashes, but was enrolled in the school at the time of his selection...made 7 appearances (3 GS) for the Tigers in 2016, going 0-1 with a 7.56 ERA in 8.1 innings with four walks and 11 strikeouts...was LSU's starting pitcher in the championship game of the NCAA Regional against Rice...graduated from Lemont (IL) High School in suburban Chicago and was named the 2014 Illinois Player of the Year after striking out 114 batters in 62.1 innings during his senior season...was selected by the Toronto Blue Jays in the 11th round of the 2014 June Draft...his father, Jeff, played basketball at Angelo State University in San Angelo, TX.

YEAR	CLUB	W-L	ERA	G	GS	CG	SHO	SV	IP	H	R	ER	HR	HB	BB-I	SO	WP	BK
2017	AZL Rangers	0-1	6.75	2	0	0	0	0	2.2	3	2	2	0	0	2-0	5	2	0
2018	Spokane	6-2	3.93	13	13	0	0	0	71.0	63	39	31	4	4	24-0	67	9	1
MINOR TOTALS		6-3	4.03	15	13	0	0	0	73.2	66	41	33	4	4	26-0	72	11	1

LAYNE, JR, BILLY**RHP**

Height: 6-4 Weight: 185 Born: December 19, 1996 in Cliffwood Beach, NJ
 Bats: Right Throws: Right Resides: Cliffwood Beach, NJ
 Opening Day Age: 22
 Acquired: Selected in the 11th round of the 2018 June Draft (Seton Hall U.)...signed on June 14, 2018.
 Signed By: Takeshi Sakurayama

2018: Ranked among Arizona League leaders (min. 25 IP) in BB/9 (3rd, 1.30), ERA (6th, 1.63), and WHIP (7th, 0.94)...went 0-1 with a 1.17 ERA (2 ER/15.1 IP) as a starter and 1-0 with a 2.19 ERA (3 ER/12.1 IP) as a reliever...opponents slashed .212/.241/.298/.539...**Notes:** Attended Seton Hall University and was named second team All-Big East in 2018...went 5-1 with a 3.09 ERA and 63 SO/12 BB in 55.1 innings during his final season...graduated from Old Bridge (NJ) High School, where he was a 4-year letter winner...originally selected by the Rangers in the 37th round of the 2015 MLB Draft, but did not sign.

YEAR	CLUB	W-L	ERA	G	GS	CG	SHO	SV	IP	H	R	ER	HR	HB	BB-I	SO	WP	BK
2018	AZL Rangers	1-1	1.63	10	5	0	0	1	27.2	22	10	5	1	0	4-0	36	6	0

LEAL, WERNER**RHP**

Height: 6-1 Weight: 160 Born: July 8, 1995 in Puerto Cabello, Venezuela
 Bats: Right Throws: Right Resides: Puerto Cabello, Venezuela
 Opening Day Age: 23
 Acquired: Signed as a non drafted free agent on Oct. 12, 2012.
 Signed By: Rafic Saab/Mike Daly

2018: Combined to go 4-5 with a 5.23 ERA (25 ER/43.0 IP) in 16 G/7 GS with Hickory, Down East, and Spokane...was 1-4 with a 5.92 ERA (16 ER/24.1 IP) as a starter and 3-1 with a 4.19 ERA (9 ER/19.1 IP) as a reliever...opponents batted .304 (.52-171) overall, .341 (.31-91) by RHB and .263 (.21-80) by LHB...appeared in 3 games for Margarita in the Venezuelan Winter League (4 ER/5.0 IP)...**2017:** Tied for the AZL Rangers team lead with 6 starts in his stateside debut, ranking 2nd on the club in innings pitched (41.1)...went 1-2 with a 4.67 ERA (14 ER/27.0 IP) in 6 starts and 1-1 with a 5.65 ERA (9 ER/14.1 IP) in 6 relief outings...pitched for Margarita in the Venezuelan Winter League, going 0-1 with a 6.00 ERA (10 ER/15.0 IP) in 14 relief appearances...**2016:** Tied for the 4th-most starts on the DSL Rangers 1 staff...**2015:** Tossed a career-high 66.0 innings, leading the DSL Rangers2 with 52 strikeouts...**2014:** Returned to the DSL Rangers and logged 8 relief appearances...**2013:** Made pro debut with DSL Rangers.

YEAR	CLUB	W-L	ERA	G	GS	CG	SHO	SV	IP	H	R	ER	HR	HB	BB-I	SO	WP	BK
2013	DSL Rangers	3-1	2.11	17	4	0	0	0	38.1	44	13	9	0	1	7-0	42	3	0
2014	DSL Rangers1	1-1	6.55	8	0	0	0	0	11.0	18	9	8	0	1	5-0	6	3	0
2015	DSL Rangers2	3-4	4.09	13	12	0	0	0	66.0	80	39	30	0	4	15-0	52	9	1
2016	DSL Rangers1	4-1	3.70	11	11	0	0	0	56.0	52	24	23	2	2	15-0	47	4	0
2017	AZL Rangers	2-3	5.01	12	6	0	0	0	41.1	46	27	23	1	4	13-0	43	4	0
2018	Hickory	0-2	5.00	2	2	0	0	0	9.0	14	6	5	0	1	2-0	11	0	0
	Down East	1-0	1.80	1	1	0	0	0	5.0	3	1	1	1	0	1-0	4	0	0
	Spokane	3-3	5.90	13	4	0	0	0	29.0	35	21	19	3	3	9-0	37	0	0
MINOR TOTALS		17-15	4.15	77	40	0	0	0	255.2	292	140	118	7	16	67-0	242	23	1

LEATHERSICH, JOHN VICTOR (Jack)**LHP**

Height: 5-11 Weight: 205 Born: July 14, 1990 in Beverly, MA
 Bats: Right Throws: Left Resides: Beverly, MA
 Opening Day Age: 28
 Acquired: Signed as a minor league free agent on Dec. 21, 2018.



2018: Spent 1st half of the season with Columbus (AAA) in the CLE organization before release on 7/12...still ranked among staff leaders in holds (T1st, 7) and games (3rd, 35)...claimed off waivers from PIT on 3/27...was DFA'd on 4/26 to create a 40-man roster spot, accepted outright assignment to Columbus, and continued to pitch at Triple-A until release...posted career-low 9.7 SO/9 and career-high 7.4 BB/9...**2017:** Spent majority of season with Triple-A Iowa in the Cubs organization...recorded a 1.52 ERA (7 ER/41.1 IP) in 21 G from 5/1-end of season...was recalled by Chicago on 7/4 and made his only appearance with the Cubs on 7/6 vs. MIL (2 ER/0.2 IP) before being optioned 7/6...claimed off waivers by PIT on 9/4 and assigned to Indianapolis for the playoffs...went 0-1 with a 9.00 ERA (2 ER/2.0 IP) in 3 postseason games...recalled by PIT on 9/10 and made debut on 9/12 at MIL (1.0 SHO IP)...did not allow an ER in 6 G with PIT...**2016:** Combined to post a 1.93 ERA (5 ER/23.1 IP) in 26 G with AZL Cubs (Rk.), Tennessee (AA) and Iowa...made season debut on rehab with AZL Cubs on 6/22, activated and sent to Tennessee on 7/22, and promoted to Iowa on 8/22...**2015:** Began season with Las Vegas (AAA) in the Mets organization...was recalled by New York and made ML debut on 4/29 at MIA (0.1 IP, 1 H, 0 R)...was optioned to Triple-A on 5/1 and recalled a 2nd time on 5/14...did not allow a run in his 1st 10 ML outings (8.1 IP)...was shut down on 6/29 due to injury before having season-ending "Tommy John" surgery on 7/29, performed by Dr. David Altheck...was claimed off waivers by the Cubs on 11/19...**2014:** Combined to go 3-3, 3.31 (20 ER/54.1 IP) with 28 BB/93 SO in 48 G with Binghamton (AA) and Las Vegas...began season with Binghamton and earned promotion to Las Vegas on 8/5...**2013:** Split season between Binghamton and Las Vegas, combining to go 4-0, 4.63 (30 ER/58.1 IP) with 45 BB/102 SO in 52 G...held Double-A opponents to a .181 batting average (19-105)...**2012:** Went 2-6 with a 3.00 ERA (24 ER/72.0 IP) and career-low 1.153 WHIP in 38 G with Savannah (A) and St. Lucie (High-A)...began campaign with Savannah and was promoted to St. Lucie on 5/19...**2011:** Registered 18.5 SO/9 in pro debut with Brooklyn (A)...opp. batted .136 (6-44)...**Notes:** Is a 2008 graduate of Beverly (MA) High School, where he was the school's all-time leader in strikeouts and wins...attended UMass-Lowell, where he went 6-2 with a 1.62 ERA and 126 strikeouts (12.74 SO/9) as a junior in 2011...the strikeout total and rate were both single-season school records...was named the best pro prospect in the 2009 Summer World League...pitched for Orleans in the Cape Cod League in 2010.

YEAR	CLUB	W-L	ERA	G	GS	CG	SHO	SV	IP	H	R	ER	HR	HB	BB-I	SO	WP	BK
2011	Brooklyn	0-0	0.71	9	0	0	0	1	12.2	6	1	1	0	0	3-0	26	0	0
2012	Savannah	0-1	0.75	12	0	0	0	1	24.0	10	4	2	0	5	8-0	37	0	0
	St. Lucie	2-5	4.13	26	0	0	0	1	48.0	41	25	22	3	5	24-0	76	3	0
2013	Binghamton	2-0	1.53	24	0	0	0	3	29.1	19	5	5	1	1	16-1	55	0	1
	Las Vegas	2-0	7.76	28	0	0	0	0	29.0	32	33	25	2	3	29-0	47	4	0
2014	Las Vegas	0-0	5.40	11	0	0	0	0	8.1	8	6	5	2	1	7-0	14	0	0
	Binghamton	3-3	2.93	37	0	0	0	1	46.0	38	17	15	1	4	21-0	79	2	0
2015	Las Vegas	0-0	5.40	13	0	0	0	0	13.1	10	8	8	3	1	7-0	22	1	0
	New York-NL	0-1	2.31	17	0	0	0	0	11.2	12	3	3	0	1	7-0	14	0	0
2016	AZL Cubs	1-0	1.13	10	1	0	0	0	8.0	4	1	1	0	0	3-0	16	1	0
	Tennessee	0-0	3.48	11	0	0	0	0	10.1	11	4	4	0	1	4-0	12	0	0
	Iowa	0-0	0.00	5	0	0	0	0	5.0	0	1	0	0	0	6-0	6	0	0
2017	Iowa	2-4	2.84	41	0	0	0	1	44.1	25	19	14	3	5	28-2	72	2	0
	Chicago-NL	0-0	27.00	1	0	0	0	0	0.2	1	2	2	0	0	4-0	1	0	0
	Pittsburgh	0-0	0.00	6	0	0	0	0	4.1	3	0	0	0	0	2-0	6	0	0
2018	Columbus	0-2	3.98	35	0	0	0	0	31.2	19	15	14	2	1	26-0	34	2	0
MAJOR TOTALS		0-1	2.70	24	0	0	0	0	16.2	16	5	5	0	1	13-0	21	0	0
MINOR TOTALS		12-15	3.37	262	1	0	0	8	310.0	223	139	116	17	27	182-3	496	15	1

LEBLANC, CHARLES

INF

Height: 6-3 Weight: 195 Born: June 3, 1996 in Laval, Quebec, Canada
 Bats: Right Throws: Right Resides: Laval, Quebec
 Opening Day Age: 22
 Acquired: Selected in the 4th round of the 2016 June Draft (U. of Pittsburgh)...signed June 15, 2016.
 Signed By: Brian Matthews

2018: Ranked among Carolina League leaders in hits (T4th, 128), games (T4th, 131), RBI (5th, 72), runs (T8th, 65), doubles (T8th, 27), and walks (10th, 56)...named to CL mid-season All-Star team...his 72 RBI were 2nd-most in the organization (74-Anderson Tejeda)...started 114 G at second base (58), third base (51), and first base (5)...batted .292 (19-65) in 17 G with Surprise in the Arizona Fall League...**2017:** Combined to bat .244/.314/.333/.647 (63-258) with Spokane and Hickory...assigned to Down East for the playoffs on 9/7 but did not appear in a game...saw majority of action at third base and also made starts at second base and shortstop...**2016:** Ranked among the Northwest League leaders in OBP (9th, 380) and AVG (11th, 285)...led Spokane in runs (36), hits (65), and triples (4)...**Notes:** Quebec native captured the 2016 Atlantic Coast Conference as a sophomore, hitting .409 with 45 runs scored and 46 RBI...batting average was 13th-highest in the NCAA and the highest in the ACC since North Carolina's Dustin Ackley batted .417 in 2009...was a finalist for the Brooks Wallace Award, annually given to the top shortstop in the country, and garnered Midseason All-America recognition from Perfect Game...named first-team ACC, becoming the first Pittsburgh player to land on the ACC's first team...attended Georges-Vanier High School, but did not play baseball there...Leblanc represented the Ontario Blue Jays and the Canadian National Team during the summers of 2013 and 2014...won a bronze medal with the Canadian National Team at the 18U Pan American Championship in Summer 2014...was selected by the Milwaukee Brewers in the 33rd round of the 2013 June draft...speaks fluent French.

YEAR	CLUB	AVG	G	AB	R	H	TB	2B	3B	HR	RBI	SH	SF	BB-I	SO	SB	CS	HP	GDP	OBP	SLG
2016	Spokane	.285	61	228	36	65	88	12	4	1	15	0	0	31-1	54	1	3	4	3	.380	.386
2017	Spokane	.190	17	63	8	12	16	4	0	0	2	0	0	6-0	12	2	2	1	1	.271	.254
	Hickory	.262	54	195	27	51	70	7	0	4	19	0	2	19-0	33	3	0	1	3	.327	.359
2018	Down East	.274	131	468	65	128	193	27	4	10	72	0	7	56-0	120	7	3	2	8	.349	.412
MINOR TOTALS		.268	263	954	136	256	367	50	8	15	108	0	9	112-1	219	13	8	15	.347	.385	

LEBRON, DAVID

RHP

Height: 6-0 Weight: 190 Born: Sept. 7, 1993 in Homestead, FL
 Bats: Right Throws: Right Resides: Homestead, FL
 Opening Day Age: 25
 Acquired: Selected in the 26th round of the 2018 June Draft (U. of Tampa)...signed on June 14, 2018.
 Signed By: Brett Campbell

2018: Limited opponents to .162/.244/.216/.460 (12-74) slash line in 1st pro campaign...began season with Spokane before earning promotion to Down East on 7/17...recorded 6-or-more outs in all but one appearance...on disabled list, 8/3-end of season, with right shoulder tendinitis...**Notes:** Pitched collegiately at the University of Tampa and went 10-0 with a 2.24 ERA during senior season, recording 139 SO in 96.1 IP...earned Sunshine State Conference Pitcher of the Year, NCBWA Pitcher of the Year, and ABCA/Rawlings National Pitcher of the Year awards in 2018...began college career at the College of Central Florida, where he played 2 seasons...graduated from South Dade Senior (FL) High School.



YEAR	CLUB	W-L	ERA	G	GS	CG	SHO	SV	IP	H	R	ER	HR	HB	BB-I	SO	WP	BK
2018	Spokane	0-0	0.61	7	0	0	0	0	14.2	8	1	1	0	2	5-0	16	1	0
	Down East	0-0	3.00	3	0	0	0	0	6.0	4	2	2	0	0	1-0	3	1	0
MINOR TOTALS		0-0	1.31	10	0	0	0	0	20.2	12	3	3	0	2	6-0	19	2	0

LEMOINE, JACOB ALAN (Jake) RHP

Height: 6-5 Weight: 199 Born: Nov. 28, 1993 in Houston, TX
 Bats: Right Throws: Right Resides: Bridge City, TX
 Opening Day Age: 25
 Acquired: Selected in the 4th round of the 2015 June Draft (U. of Houston)...signed on June 12, 2015.
 Signed By: Bob Laurie

2018: Logged the 2nd-most relief innings on the Down East staff...held opponents to a .229/.315/.338/.653 slash line...had a 3.75 ERA (10 ER/24.0 IP) over 1st 16 appearances and a 1.39 ERA over final 22 outings...opponents batted .176/.282/.241/.523 during season-ending stretch...**2017:** Saw official game action for the 1st time in his career, logging the 2nd-most relief appearances on the Crawdads...opponents batted .246/.333/.345/.678...posted a 4.91 ERA (12 ER/22.0 IP) over 1st 14 relief appearances and a 2.06 ERA (11 ER/48.0 IP) in final 25 outings...**2016:** Missed entire season after rotator cuff surgery on 3/30...**2015:** Did not pitch following his selection in the draft...**Notes:** Limited to 5 starts for the University of Houston as a junior after suffering a shoulder injury in March 2015...was named to USA Baseball's Collegiate National Team in 2014 and had 5 G/4 GS with the club...was a Second Team All-American Conference selection as a sophomore, going 6-8 with a 2.87 ERA (34 ER/106.2 IP) and 87 strikeouts...was also selected by the Rangers in the 21st round of the 2012 draft out of Bridge City HS...named 2012 Beaumont Enterprise Super-Gold Baseball Player of the Year as a senior at Bridge City.

YEAR	CLUB	W-L	ERA	G	GS	CG	SHO	SV	IP	H	R	ER	HR	HB	BB-I	SO	WP	BK
2017	Hickory	3-4	2.96	39	0	0	0	4	70.0	65	31	23	2	3	33-3	59	8	0
2018	Down East	3-4	2.40	38	0	0	0	4	56.1	48	19	15	6	1	26-2	54	5	1
MINOR TOTALS		6-8	2.71	77	0	0	0	8	126.1	113	50	38	8	4	59-5	113	13	1

LINAREZ, JESUS RHP

Height: 6-4 Weight: 216 Born: January 10, 1997 in Bonao, Dominican Republic
 Bats: Right Throws: Right Resides: Bonao, Dominican Republic
 Opening Day Age: 22
 Acquired: Signed as a non-drafted free agent on June 3, 2014.
 Signed By: Willy Espinal

2018: Combined to go 3-3 with a 3.88 ERA (22 ER/51.0 IP) in 12 G/8 GS with the AZL Rangers and Spokane in his 1st stateside action...spent entirety of season in AZL prior to promotion on 9/1...led or tied for AZL Rangers club lead in wins (3), starts (12), innings (49.0), and strikeouts (55)...was 2-2, 3.82 (16 ER/37.2 IP) as a starter compared to 1-1, 4.15 (6 ER/13.0 IP) as a reliever.

YEAR	CLUB	W-L	ERA	G	GS	CG	SHO	SV	IP	H	R	ER	HR	HB	BB-I	SO	WP	BK
2014	DSL Rangers2	0-1	4.91	8	0	0	0	0	11.0	8	6	6	0	2	7-0	11	0	1
2015	DSL Rangers2	4-2	3.07	17	6	0	0	1	44.0	39	24	15	0	3	17-0	41	7	1
2016	DSL Rangers1	1-0	1.85	11	9	0	0	1	48.2	41	18	10	0	4	14-0	44	4	0
2017	DSL Rangers1	5-1	2.93	12	12	0	0	0	61.1	64	22	20	1	5	14-0	66	13	0
2018	AZL Rangers	3-2	3.67	11	8	0	0	0	49.0	39	21	20	2	1	15-1	55	4	4
	Spokane	0-1	9.00	1	0	0	0	0	2.0	3	2	2	0	0	1-0	4	0	0
MINOR TOTALS		13-7	3.04	60	35	0	0	2	216.0	194	93	73	3	15	68-1	221	28	6

LOPEZ, LUIS RHP

Height: 6-4 Weight: 185 Born: July 25, 1996 in Carupano, Venezuela
 Bats: Right Throws: Right Resides: Carupano, Venezuela
 Opening Day Age: 22
 Acquired: Signed as a non-drafted free agent on Sept. 21, 2013.
 Signed By: Rafic Saab/Mike Daly

2018: Missed entire season with right shoulder strain...**2017:** Was 1-1 with a 3.86 ERA (9 ER/21.0 IP) and one save as a reliever and 0-3 with a 13.15 ERA (19 ER/13.0 IP) as a starter at Spokane...**2016:** Had a team-high 66.1 IP for the DSL Rangers1...**2015:** Combined to go 3-4 with a 3.98 ERA (23 ER/52.0 IP) over 13 G/12 GS with the DSL clubs...**2014:** Made pro debut with DSL Rangers2.

YEAR	CLUB	W-L	ERA	G	GS	CG	SHO	SV	IP	H	R	ER	HR	HB	BB-I	SO	WP	BK	
2014	DSL Rangers2	1-7	4.73	14	14	0	0	0	53.1	65	41	28	1	6	27-0	35	7	0	
2015	DSL Rangers2	2-2	3.19	9	8	1	0	0	36.2	33	22	13	1	3	10-0	25	4	0	
	DSL Rangers1	1-2	5.87	4	4	0	0	0	15.1	22	10	1	0	0	7-0	12	2	0	
2016	DSL Rangers1	5-3	3.53	12	12	0	0	0	66.1	63	30	26	3	3	13-0	40	6	1	
2017	Spokane	1-4	7.41	13	4	0	0	1	34.0	49	30	28	3	4	15-0	25	4	0	
2018	INJURED - DID NOT PITCH																		
MINOR TOTALS		10-18	4.59	52	42	1	0	1	205.2	232	133	105	9	16	72-0	137	23	1	

MACK, MARCUS OF

Height: 6-2 Weight: 185 Born: Aug. 1, 1998 in Houston, TX
 Bats: Left Throws: Left Resides: Houston, TX
 Opening Day Age: 20
 Acquired: Selected in the 18th round of the 2016 June Draft (Bellaire (TX) HS)...signed on June 25, 2016.
 Signed By: Bob Laurie

2018: Returned to the AZL Rangers for the 3rd straight season and appeared in 14 G...**2017:** Finished T4th in the AZL with 7 triples...**2016:** Played in 9 games with the Arizona Rangers...**Notes:** Was a first team all-district selection at Bellaire HS in Houston...had committed to the University of Houston.

YEAR	CLUB	AVG	G	AB	R	H	TB	2B	3B	HR	RBI	SH	SF	BB-I	SO	SB	CS	HP	GDP	OBP	SLG
2016	AZL Rangers	.000	9	20	2	0	0	0	0	0	0	0	0	4-0	12	4	0	0	0	.167	.000
2017	AZL Rangers	.207	41	121	21	25	46	4	7	1	19	2	1	20-0	53	11	2	1	0	.322	.380
2018	AZL Rangers	.121	14	33	3	4	4	0	0	0	1	1	0	3-0	17	1	1	2	0	.237	.121
MINOR TOTALS		.167	64	174	26	29	50	4	7	1	20	3	1	27-0	82	16	3	3	0	.288	.287



MARTINEZ, EMERSON

RHP

Height: 6-1 Weight: 199 Born: Jan. 11, 1995 in Guigue, Venezuela
 Bats: Right Throws: Right Resides: Guigue, Venezuela
 Opening Day Age: 24
 Acquired: Signed as a non-drafted free agent on May 2, 2013.
 Signed By: Rafic Saab/Mike Daly

2018: Spent entire season with Down East, leading the club in wins (tied, 5), starts (24), innings (137.0), and strikeouts (110)...completed at least 6.0 innings in 13 of 24 starts...opponents batted .271/.319/.397/.716...went 5-1 with a 2.25 ERA (8 ER/32.0 IP) in 18 relief appearances with Caribes in the Venezuelan Winter League...**2017:** Combined to go 5-11 with a 3.89 ERA (57 ER/132.0 IP) over 23 G/22 GS with Hickory and Down East...**2016:** Combined to go 0-6 with a 3.48 ERA (25 ER/64.2 IP) over 24 games/6 starts with Frisco and Hickory...opened the season in extended Spring Training and made 5 relief appearances over 2 starts with Frisco, 5/13-19 and 6/15-22...transferred to Hickory on 6/23 and spent the bulk of the 2nd half in the bullpen...joined the club's rotation on 8/3 and went 0-4, 3.06 (12 ER/35.1 IP) in 6 starts...completed at least 6.0 innings in 4 of 6 starts...**2015:** Was a regular in the Spokane rotation, sharing the team lead in games started...**2014:** Posted a 10.3 SO/9 rate along with 2.8 BB/9 rate in first season stateside with the AZL Rangers...**2013:** Appeared in 5 games and made a pair of starts for the DSL Rangers...made a pair of relief appearances in the postseason and earned the victory in the Rangers' Semifinal-clinching win over the DSL Red Sox on Aug. 30...**Notes:** Twin brother, Kevin, is a catcher in the Milwaukee organization.

YEAR	CLUB	W-L	ERA	G	GS	CG	SHO	SV	NP	IP	H	R	ER	HR	HB	BB-I	SO	WP	BK
2013	DSL Rangers	0-1	1.20	5	2	0	0	0	15.0	12	2	2	0	0	0	4.0	16	1	0
2014	AZL Rangers	0-1	4.18	12	4	0	0	0	32.1	35	17	15	0	2	10-0	37	5	2	
2015	Spokane	4-5	5.33	13	11	0	0	0	54.0	59	40	32	4	4	24-0	40	5	0	
2016	Frisco	0-0	4.32	5	0	0	0	0	8.1	7	4	4	1	0	6-0	5	2	0	
	Hickory	0-6	3.36	19	6	1	0	0	56.1	54	27	21	2	3	22-1	48	6	0	
2017	Hickory	2-1	1.69	3	3	0	0	0	16.0	15	6	3	2	0	4-0	12	0	1	
	Down East	3-10	4.19	20	19	0	0	0	116.0	124	59	54	9	5	27-0	93	9	1	
2018	Down East	5-11	4.01	24	24	0	0	0	137.0	145	74	61	13	8	32-0	110	12	0	
MINOR TOTALS		14-35	3.97	101	69	1	0	0	435.0	451	229	192	31	22	129-1	361	40	4	

MARTINEZ, JULIO PABLO (J.P.)

OF

Height: 5-9 Weight: 174 Born: March 21, 1996 in Baracoa, Cuba
 Bats: Left Throws: Left Resides: Miami, FL
 Opening Day Age: 22
 Acquired: Signed as an international free agent on March 6, 2018.
 Signed By: Jose Fernandez

2018: Tabbed the 6th-best prospect in the Northwest League by *Baseball America* in his 1st professional season...had his signing officially announced on 4/19 and opened the season with the DSL Rangers...promoted to Spokane for the club's season opener on 6/15...ranked among the NWL leaders in walks (3rd, 34) and HR (19th, 8)...batted .224/.342/.424/.766 (28-125) over 1st 35 G with the Indians and .284/.361/.450/.810 over final 25 contests...**Notes:** Prior to signing, spent previous 2 seasons in the independent Canadian American Association, batting .297 with 7 HR and 21 RBI in 2017...debuted in the Cuban National Series, Cuba's 2nd league, at age 16 in 2012 and played 5 seasons in the circuit, posting a .293/.393/.430/.823 slash line in 297 games.

YEAR	CLUB	AVG	G	AB	R	H	TE	2B	3B	HR	RBI	SH	SF	BB-I	SO	SB	CS	HP	GDP	OBP	SLG
2018	DSL Rangers1	.409	7	22	10	9	15	1	1	1	3	0	0	9-0	7	2	3	2	0	.606	.682
	Spokane	.252	60	234	49	59	102	9	5	8	21	2	1	34-0	69	11	6	2	1	.351	.436
MINOR TOTALS		.266	67	256	59	68	117	10	6	9	24	2	1	43-0	76	13	9	4	1	.378	.457

MARTINEZ, STANLY

1B

Height: 6-0 Weight: 175 Born: Jan. 5, 1997 in Santo Domingo, Dominican Republic
 Bats: Right Throws: Right Resides: Santo Domingo, Dominican Republic
 Opening Day Age: 22
 Acquired: Signed as a non-drafted free agent on Sept. 14, 2014
 Signed By: Rodolfo Rosario

2018: Named to Arizona League post-season All-Star team after posting the 4th-highest average on the circuit...also was the 3rd-best qualifying average among Texas farmhands...compiled a perfect 1.000 fielding percentage (245 TC) in 28 starts at first base...**2017:** Finished T2nd on the DSL Rangers1 with 6 HR...**2016:** Played in career-high 63 games with DSL Rangers1...**2015:** Combined to bat .232 (38-164) between the club's DSL entries in 1st pro season...**Notes:** Is the nephew of former Rangers third baseman Adrian Beltre.

YEAR	CLUB	AVG	G	AB	R	H	TE	2B	3B	HR	RBI	SH	SF	BB-I	SO	SB	CS	HP	GDP	OBP	SLG
2015	DSL Rangers2	.244	41	135	16	33	48	11	2	0	24	4	3	18-0	31	7	3	2	2	.335	.356
	DSL Rangers1	.172	11	29	2	5	6	1	0	0	4	0	0	5-0	7	0	0	1	1	.314	.207
2016	DSL Rangers2	.272	63	217	36	59	84	11	1	4	26	0	1	35-0	52	11	4	1	1	.388	.387
2017	DSL Rangers1	.286	59	192	35	55	88	11	2	6	37	1	5	26-1	32	5	1	9	7	.388	.458
2018	AZL Rangers	.336	45	146	21	49	66	9	1	2	21	0	1	17-0	40	2	4	3	4	.413	.452
MINOR TOTALS		.280	219	719	110	201	292	43	6	12	112	5	10	101-1	162	25	12	22	15	.380	.406

MATUPELLA, MICHAEL BENJAMIN (Mat-CHU-el-uh)

RHP

Height: 6-6 Weight: 220 Born: June 3, 1994 in Great Falls, VA
 Bats: Right Throws: Right Resides: Great Falls, VA
 Opening Day Age: 24
 Acquired: Selected in the 3rd round of the 2015 June Draft (Duke U.)...signed on June 15, 2015.
 Signed By: Jay Heafner

2018: Split time between the rotation and bullpen at Down East...was 2-1, 6.35 (12 ER/17.0 IP) as a reliever and 1-4, 9.17 (35 ER/34.1 IP) as a starter...was placed on the disabled list on 7/11 with a right rotator cuff strain and missed the remainder of the season...tabbed the 101st-best prospect in baseball by *Baseball Prospect* prior to the season...**2017:** Ranked 2nd on the Hickory staff with 20 starts...logged 75.0 IP after totaling 3.0 IP in 1st 2 pro seasons...completed 5.0+ IP in 7 of 20 starts, including season-best 5.2 IP on 7/28 at Lakewood...permitted 2 ER-or-less in 16 of 21 outings...had a 7.45 ERA (16 ER/19.1 IP) over 1st 8 G/7 GS and 3.07 ERA (19 ER/55.2 IP) in final 13 G/GS...**2016:** Worked 3.0 scoreless innings in Spokane's season opener, but missed the remainder of the campaign with a right forearm strain...was 1st start since 3/27/15 at Boston College...spent remainder of the season rehabbing



the injury...**2015:** Did not pitch following 'Tommy John' ligament transplant surgery on 4/10...**Notes:** Earned preseason All-America recognition from *Baseball America* (1st team), *D1Baseball.com* and *Perfect Game* (3rd team) as a junior at Duke...emerged in 2014, recording a 10.6 SO/9 IP mark (69 SO/58.1 IP) and ranking 2nd on the Duke pitching staff with a 2.78 ERA (18 ER)...went 1-1, 1.08 (3 ER/25.0 IP) in 6 starts as a junior for the Blue Devils in 2015 before undergoing 'Tommy John' surgery in April...accrued a 3.19 ERA (50 ER/141.0 IP) with a 1.19 WHIP over 39 appearances and 24 starts in his collegiate career...ranked as the 23rd-best prospect (12th-best pitcher) in the 2015 draft by *Baseball America*, and ESPN.com listed him at 19th overall...attended Georgetown Preparatory School in North Bethesda, MD, and was a 2012 Perfect Game Atlantic All-Region honorable mention selection.

YEAR	CLUB	W-L	ERA	G	GS	CG	SHO	SV	IP	H	R	ER	HR	HB	BB-I	SO	WP	BK
2016	Spokane	0-0	0.00	1	1	0	0	0	3.0	1	0	0	0	1	2-0	1	1	0
2017	Hickory	4-6	4.20	21	20	0	0	0	75.0	88	42	35	6	6	23-0	60	4	0
2018	Down East	3-5	8.24	20	8	0	0	2	51.1	67	54	47	12	6	21-0	44	6	0
MINOR TOTALS		7-11	5.71	42	29	0	0	2	129.1	156	96	82	18	13	46-0	105	11	0

McDOWELL, THEO**RHP**

Height: 6-4 Weight: 175 Born: Dec. 2, 1998 in Essex Junction, VT
 Bats: Left Throws: Right Resides: Essex Junction, VT
 Opening Day Age: 20
 Acquired: Selected in the 14th round of the 2018 June Draft (Salisbury (CT) School)...signed on June 14, 2018.
 Signed By: Takeshi Sakurayama

2018: Appeared exclusively in relief in his 1st professional action...**Notes:** Attended South Burlington (VT) High School before transferring to the Salisbury School in Connecticut where he played for 3 seasons...was a first-team All-League selection as a senior...named Western New England Pitcher of the Year in 2017...had committed to West Virginia University.

YEAR	CLUB	W-L	ERA	G	GS	CG	SHO	SV	IP	H	R	ER	HR	HB	BB-I	SO	WP	BK
2018	AZL Rangers	2-0	9.37	11	0	0	0	0	16.1	18	18	17	1	2	10-0	9	5	0

McKISIC, MYLES**INF/OF**

Height: 6-2 Weight: 185 Born: Nov. 3, 1997 in Delray Beach, FL
 Bats: Left Throws: Right Resides: Delray Beach, FL
 Opening Day Age: 21
 Acquired: Selected in the 23rd round of the 2017 June draft (Next Level (FL) Academy)...signed on June 26, 2017.
 Signed By: Derrick Tucker

2018: Appeared at every position except shortstop, catcher, and pitcher in return to the Arizona League...**2017:** Saw action at second, shortstop, and all 3 outfield spots in 1st pro season...**Notes:** Attended Next Level Academy along with fellow 2017 draftee Ryan Dease...graduated from American Heritage-Delray (FL) HS, but trained separately with travel teams...spent his free time coaching summer ball lessons to pay for his travel baseball expenses prior to getting drafted...had committed to Pensacola State College.

YEAR	CLUB	AVG	G	AB	R	H	TE	2B	3B	HR	RBI	SH	SF	BB-I	SO	SB	CS	HP	GDP	OBP	SLG
2017	AZL Rangers	.194	25	67	10	13	16	3	0	0	3	0	0	6-0	33	2	2	1	1	.270	.239
2018	AZL Rangers	.100	24	70	10	7	9	2	0	0	2	1	1	13-0	41	3	0	2	1	.256	.129
MINOR TOTALS		.146	49	137	20	20	25	5	0	0	5	1	1	19-0	74	5	2	3	2	.262	.182

McREYNOLDS, JONAH**INF/OF**

Height: 5-11 Weight: 165 Born: Dec. 16, 1995 in Martinsville, VA
 Bats: Right Throws: Right Resides: Moneta, VA
 Opening Day Age: 23
 Acquired: Selected in the 13th round of the 2016 June Draft (Patrick Henry (VA) CC)...signed on June 14, 2016.
 Signed By: Brian Matthews

2018: Saw action at every position except pitcher and catcher for Spokane...batted .283 (15-53) against left-handed pitching, 198 (26-131) against right-handers...**2017:** Appeared at every position except first base, pitcher, and catcher, seeing majority of action (13 games/7 starts) in right field for Spokane...**2016:** Was the primary second baseman for the AZL Rangers, appearing in 37 games in his 1st pro season...**Notes:** Batted .326 with 5 home runs and 54 RBI over 59 games as a sophomore at Patrick Henry CC...had committed to continue college career at North Carolina A&T.

YEAR	CLUB	AVG	G	AB	R	H	TE	2B	3B	HR	RBI	SH	SF	BB-I	SO	SB	CS	HP	GDP	OBP	SLG
2016	AZL Rangers	.219	37	128	11	28	38	3	2	1	10	0	2	9-0	37	2	1	1	6	.271	.297
2017	Spokane	.132	38	68	10	9	13	0	2	0	4	0	0	1-0	24	0	2	3	0	.181	.191
2018	Spokane	.223	47	184	23	41	58	9	1	2	13	2	0	11-0	64	2	1	5	1	.285	.315
MINOR TOTALS		.205	122	380	44	78	109	12	5	3	27	2	2	21-0	125	4	4	9	7	.262	.287

MEDINA, JEFFESON**RHP**

Height: 6-2 Weight: 184 Born: May 31, 1994 in Zulia, Venezuela
 Bats: Right Throws: Right Resides: Zulia, Venezuela
 Opening Day Age: 24
 Acquired: Selected in the minor league phase of the Rule 5 Draft on Dec. 13, 2018.
 Signed By: Fernando Soto and Luis Feunmayor (Seattle)

2018: Selected by Texas in the Triple-A phase of the Rule 5 Draft from BAL's Double-A Bowie roster...spent entire season with High-A Modesto in the SEA organization, ranking among club leaders in games (2nd, 39) and wins (T2nd, 5)...went 2-1 with a 1.44 ERA (4 ER/25.0 IP) in 23 G with Zulia in the Venezuelan Winter League...**2017:** Ranked among Clinton (A) club leaders in games (2nd, 35), wins (T3rd, 7), and saves (T3rd, 3)...placed among Midwest League leaders (min. 60 IP) in opp. avg. (4th, .191), ERA (5th, 1.94), and HR/9 (0.26)...opp. avg. was lowest among MWL relievers...in 15 G span from 5/15-7/16: 4-0, 0.59 (2 ER/30.2 IP)...**2016:** Combined to go 1-6, 5.60 (51 ER/82.0 IP) in 29 G/9 GS with Clinton and Everett (Short-A)...pitched one G for Lara in VZWL...**2015:** Served split role for Clinton, going 3-9, 4.84 (43 ER/80.0 IP) in 16 GS and 2-2, 4.18 (11 ER/23.2 IP) in 15 relief app...no HR allowed in relief...**2014:** Went 2-8, 3.91 (32 ER/73.2 IP) in 14 G/GS with Pulaski (Rk.) and Everett...made one start for Pulaski before 6/22 promotion to Everett...**2013:** Combined to go 5-3, 2.50 (16 ER/57.2 IP) in 12 G/9 GS with Everett and AZL Mariners in 1st stateside season...**2012:** Recorded career-low 4.1 SO/9 in pro debut with VSL Mariners, but allowed just 0.2 HR/9...**Notes:** Jefferson David Medina...originally signed by Seattle as a non-drafted free agent on 7/19/11.



YEAR	CLUB	W-L	ERA	G	GS	CG	SHO	SV	IP	H	R	ER	HR	HB	BB-I	SO	WP	BK
2012	VSL Mariners	2-3	4.81	11	4	0	0	1	39.1	58	29	21	1	5	9-1	18	3	0
2013	Everett	1-0	1.69	1	1	0	0	0	5.1	3	1	1	0	0	4-0	2	0	0
	AZL Mariners	4-3	2.58	11	8	0	0	1	52.1	44	18	15	1	9	14-0	34	5	1
2014	Everett	2-8	4.19	13	13	0	0	0	68.2	77	41	32	2	4	22-0	43	4	1
	Pulaski	0-0	0.00	1	1	0	0	0	5.0	4	2	0	0	0	1-0	5	0	0
2015	Clinton	5-11	4.69	31	16	0	0	2	103.2	93	62	54	6	5	63-0	82	21	2
2016	Everett	1-0	4.17	13	2	0	0	0	36.2	38	19	17	3	3	10-0	27	6	0
	Clinton	0-6	6.75	16	7	0	0	1	45.1	77	41	34	3	4	18-0	29	4	0
2017	Clinton	7-0	1.94	35	0	0	0	3	69.2	47	21	15	2	11	31-2	58	9	0
2018	Modesto	5-3	3.73	39	0	0	0	1	72.1	63	38	30	1	6	34-0	66	7	1
MINOR TOTALS		25-31	3.88	160	48	0	0	8	459.0	446	243	198	18	42	197-2	346	56	5

MENDEZ, SAL**LHP**

Height: 6-4 Weight: 185 Born: Feb. 25, 1995 in Weehawken, NJ
 Bats: Right Throws: Left Resides: Weehawken, NJ
 Opening Day Age: 24
 Acquired: Selected in the 40th round of the 2013 June Draft (Weehawken (NJ) HS)...signed on July 12, 2013.
 Signed By: Takeshi Sakurayama

2018: Split season between Hickory and Down East, combining to go 5-7 with a 2.85 ERA (29 ER/91.2 IP) in 32 G/8 GS...began campaign with Hickory and was promoted to Down East in June...ranked 7th in the SAL in ERA (min. 35 IP) at the time of promotion...was 1-1 with a 3.08 ERA (13 ER/38.0 IP) as a starter and 4-6 with a 2.68 ERA (16 ER/53.2 IP) as a reliever. **2017:** Made a career-high 25 appearances for Hickory, his 1st stint with a full-season club... tied for the team lead with 6 wins...went 4-0 with a 2.44 ERA (24 ER/51.0 IP) in 16 relief outings and 2-6 with a 5.27 ERA (25 ER/42.2 IP) in 9 starts...on disabled list, 8/14-21, with right quad strain. **2016:** Shuffled between rotation and bullpen at Spokane, tossing a career-high 57.2 innings...was 6-2, 2.45 (13 ER/47.2 IP) as a starter and 0-2, 9.90 (11 ER/10.0 IP) as a reliever...opponents batted .276 (63-228), including .382 (21-55) by right-handed batters... had 6 consecutive starts from 7/28-8/30, going 4-2 with a 2.06 ERA (8 ER/35.0 IP)... **2015:** Saw official game action for the first time since his selection in the 2013 draft and ranked among the AZL leaders in both ERA (7th, 2.58) and strikeouts (8th, 50)...was 0-3, 3.49 (15 ER/38.2 IP) as a starter and tossed 13.2 scoreless innings over 4 relief appearances...held left-handed batters to a .137/.241/.176 line... **2014:** Missed entire season with left elbow injury... **2013:** Did not see game action after signing first professional contract... **Notes:** Threw the first no-hitter by a Weehawken pitcher since 1980 as a senior...father, Sabah, was selected by the New York Yankees in the 1974 Draft...had committed to play college baseball at Howard (TX) College.

YEAR	CLUB	W-L	ERA	G	GS	CG	SHO	SV	IP	H	R	ER	HR	HB	BB-I	SO	WP	BK
2015	AZL Rangers	0-3	2.58	13	9	0	0	0	52.1	43	17	15	1	3	17-0	50	2	0
2016	Spokane	6-4	3.75	14	9	0	0	0	57.2	63	30	24	5	3	24-0	46	4	0
2017	Hickory	6-6	4.71	25	9	0	0	0	93.2	114	61	49	8	6	28-0	71	2	0
2018	Hickory	3-4	1.66	17	0	0	0	2	38.0	24	10	7	0	1	10-1	30	4	1
	Down East	2-3	3.69	15	8	0	0	1	53.2	51	24	22	3	0	23-1	41	3	0
MINOR TOTALS		17-20	3.57	84	35	0	0	3	295.1	295	142	117	17	13	102-2	238	15	1

MENDOZA, ABDIEL**RHP**

Height: 5-10 Weight: 160 Born: Sept. 19, 1998 in Chitre, Panama
 Bats: Right Throws: Left Resides: Chitre, Panama
 Opening Day Age: 20
 Acquired: In a 3-player trade with Oakland on Aug. 31, 2018.
 Signed By: Juan Mosquera (Oakland)

2018: Acquired from Oakland with RHP Teodoro Ortega in exchange for RHP Cory Gearrin on 8/31...combined to go 2-3 with a 3.15 ERA (21 ER/60.0 IP) in 14 G/10 GS with Short-A Vermont and Hickory...opponents batted .219/.302/.288/.590... **Notes:** Signed by Oakland as a minor league free agent on 7/21/15.

YEAR	CLUB	W-L	ERA	G	GS	CG	SHO	SV	IP	H	R	ER	HR	HB	BB-I	SO	WP	BK
2016	DSL Athletics	3-1	2.32	17	0	0	0	0	31.0	25	13	8	0	3	9-0	25	4	0
2017	Beloit	0-0	15.43	1	1	0	0	0	2.1	3	4	4	1	0	3-0	2	0	0
	Vermont	2-3	3.82	7	6	0	0	0	30.2	26	14	13	1	3	8-0	17	1	1
2018	Vermont	2-3	3.32	13	10	0	0	0	57.0	46	25	21	3	4	22-1	41	2	0
	Hickory	0-0	0.00	1	0	0	0	0	3.0	2	0	0	0	0	1-0	1	0	0
MINOR TOTALS		7-7	3.34	39	17	0	0	0	124.0	102	56	46	5	10	43-1	86	7	1

MENDOZA, KEVIN JOSE**C**

Height: 5-10 Weight: 198 Born: Aug. 16, 1995 in Villa de Cura, Venezuela
 Bats: Switch Throws: Right Resides: Villa de Cura, Venezuela
 Opening Day Age: 23
 Acquired: Signed as a non-drafted free agent on Oct. 12, 2012.
 Signed By: Rafic Saab

2018: Appeared at catcher, first base, third base, and left field in 13 G with Spokane... **2017:** Returned to baseball and played in 18 G with the AZL Rangers... **2016:** Did not play while on the voluntarily retired list... **2015:** Made stateside debut, appearing primarily at catcher along with first and third... **2014:** Returned to the DSL Rangers... **2013:** Made pro debut with DSL Rangers.

YEAR	CLUB	AVG	G	AB	R	H	TB	2B	3B	HR	HR	SH	SF	BB-I	SO	SB	CS	HP	GDP	OBP	SLG	
2013	DSL Rangers	.305	46	118	21	36	45	9	0	27	2	0	20-0	13	0	1	3	1	418	.381		
2014	DSL Rangers1	.323	28	99	15	32	41	4	1	18	0	1	10-0	8	0	0	1	2	.387	.414		
2015	AZL Rangers	.145	21	62	5	9	11	2	0	6	1	0	3-0	7	0	0	1	2	.197	.177		
2016	DID NOT PLAY																					
2017	AZL Rangers	.295	18	61	8	18	23	1	2	0	7	0	5-0	11	2	1	2	1	.368	.377		
2018	Spokane	.231	13	39	4	9	11	2	0	0	5	0	3-0	5	0	0	1	2	.295	.282		
MINOR TOTALS		.274	126	379	53	104	131	18	3	1	63	3	2	41-0	44	2	2	8	8	.356	.346	



MEYER, REGGIE

RHP

Height: 6-4 Weight: 210 Born: July 27, 1995 in New Brighton, MN
Bats: Left Throws: Right Resides: New Brighton, MN
Opening Day Age: 23
Acquired: Selected in the 38th round of the 2018 June Draft (U. of Minnesota)...signed on June 13, 2018.
Signed By: Dustin Smith

2018: Posted 9.4 SO/9 while issuing just 1.7 BB/9 for Spokane in his 1st pro action...Notes: Played at the University of Minnesota, where he was named All-Big Ten second team and Dave Winfield Pitcher of the Year in 2018...graduated from Totino-Grace (MN) High School...father, Bob, and brother, Ben, also played baseball at Minnesota...Ben made MLB debut with the Miami Marlins in 2018...mother, Phoebe, played tennis at the University of St. Thomas.

Table with 17 columns: YEAR, CLUB, W-L, ERA, G, GS, CG, SHO, SV, IP, H, R, ER, HR, HB, BB-I, SO, WP, BK. Row for 2018 Spokane: 0-2, 6.06, 13, 0, 0, 0, 0, 16.1, 21, 12, 11, 2, 2, 3-1, 17, 4, 0

MIDDLETON, CLAYTON

C

Height: 6-0 Weight: 205 Born: Oct. 8, 1993 in Columbus, MS
Bats: Right Throws: Right Resides: Oviedo, FL
Opening Day Age: 25
Acquired: Selected in the 22nd round of the 2016 June Draft (Bethune-Cookman (FL) U)...signed on June 14, 2016.
Signed By: Brett Campbell

2018: Made 7 starts behind the plate in limited action with Hickory...was on disabled list, 7/26-8/25, with right ankle sprain...2017: Returned to Spokane for a 2nd consecutive season, appearing at catcher and first base...2016: Had 11 walks and 11 strikeouts over 20 games in his 1st pro season...Notes: Was a 2016 Mid-Eastern Athletic Conference first team selection at Bethune-Cookman...was named first team All-Seminole Athletic Conference at Paul J. Hagerty (FL) HS...high school teammate of Phillies right-hander Zach Eflin...donated time with the Oviedo Challenger Baseball League for children with physical or mental disabilities...was first member of his family to play a sport in college, and also the first not to enlist directly in the military out of high school.

Table with 17 columns: YEAR, CLUB, AVG, G, AB, R, H, TB, 2B, 3B, HR, RBI, SH, SF, BB-I, SO, SB, CS, HP, GDP, OBP, SLG. Rows for 2016 Spokane, 2017 Spokane, 2018 Hickory, and MINOR TOTALS.

MOORE, XAVIER

RHP

Height: 6-2 Weight: 175 Born: Jan. 7, 1999 in Amherst, OH
Bats: Right Throws: Right Resides: Sheffield Lake, OH
Opening Day Age: 20
Acquired: Selected in the 16th round of the 2017 June Draft (Amherst Steele (OH) HS)...signed on June 20, 2017.
Signed By: Roger Coryell

2018: Combined to 0-1 with a 5.30 ERA (11 ER/18.2 IP) in 13 relief outings with the AZL Rangers and Spokane...began season with the AZL Rangers before promotion to Spokane on 7/28...opponents hit .274/.365/.466/.830...2017: Averaged 10.2 SO/9 over 12 relief appearances with the AZL Rangers in 1st pro season...Notes: Was a first-team Division 1 All-Ohio selection and shared Lorain County Mr. Baseball honors at Amherst Steele HS...first high school player from Ohio selected in the 2017 draft...graduated from same high school as former Ranger Ryan Rua...had committed to Ohio State University.

Table with 17 columns: YEAR, CLUB, W-L, ERA, G, GS, CG, SHO, SV, IP, H, R, ER, HR, HB, BB-I, SO, WP, BK. Rows for 2017 AZL Rangers, 2018 AZL Rangers, Spokane, and MINOR TOTALS.

MOORMAN, CHARLES

C

Height: 5-11 Weight: 216 Born: Jan. 9, 1994 in San Diego, CA
Bats: Right Throws: Right Resides: Lakeside, CA
Opening Day Age: 25
Acquired: Selected in the 17th round of the 2012 June Draft (El Capitan (CA) HS)...signed on June 7, 2012.
Signed By: Steve Flores

2018: Saw 1st extended action at the Double-A level, appearing in 49 G at Frisco...served as a bullpen catcher in spring training with Hokkaido of the Japanese Pacific League following the season...2017: Posted career highs in nearly every offensive category at Down East...hit safely in each of 1st 10 games of the season at .457 (16-35), and batted .342 (25-73) over 20 games in April...represented the North Division at the Carolina League All-Star Game in Salem, VA...2016: Rated statistically as the top defensive catcher in the South Atlantic League with a .994 fielding pct. (4 E/637 TC)...threw out 30.7% (27 of 88) of would-be basestealers, 8th-highest in the SAL...retired both batters faced on 7/15 vs. WV...2015: Logged time with 3 different Texas farm clubs, spending the majority of the campaign with Hickory...opened season in extended spring, promoted to Round Rock on 6/15, and transferred to Hickory on 7/4...later promoted to Frisco and was transferred back to Hickory on 7/23 for remainder of season...2014: Played in 31 games with Spokane, including 16 contests at catcher...2013: Combined to bat .211 (27-128) with 5 doubles, 3 home runs, and 14 RBI in 37 games with the AZL Rangers and Spokane...opened season with Spokane and appeared in 3 games before transfer to AZL Rangers on June 20...was on the disabled list, 7-16-23, with head contusion...2012: Spent first professional season with AZL Rangers...reached base via hit or walk in 16 of 19 games...threw out 6 of 27 (22.2%) would-be base stealers...Notes: Batted .369 with 28 runs scored and 25 RBI as a senior at El Capitan (CA) High School...hit .330 with 26 runs and 28 RBI as a junior.

Table with 17 columns: YEAR, CLUB, AVG, G, AB, R, H, TB, 2B, 3B, HR, RBI, SH, SF, BB-I, SO, SB, CS, HP, GDP, OBP, SLG. Rows for 2012 AZL Rangers, 2013 Spokane, AZL Rangers, Spokane, Round Rock, Hickory, Frisco, 2016 Hickory, 2017 Down East, 2018 Frisco, and MINOR TOTALS.



MORALES, MAXWELL FRANCISCO (Max)**C**

Height: 6-0 Weight: 190 Born: Sept. 28, 1997 in San Pedro de Macoris, Dominican Republic
 Bats: Right Throws: Right Resides: San Pedro de Macoris, Dominican Republic
 Opening Day Age: 21
 Acquired: Signed as a non-drafted free agent on July 3, 2015
 Signed By: Danilo Troncoso

2018: Ranked among Arizona League leaders in doubles (4th, 15), OPS (4th, .901), home runs (T5th, 7), and RBI (6th, 32)...went 7-for-10 with 4 HR and 12 RBI in a 2-game span from 7/18-19...logged majority of time at first base and also made 7 starts at catcher...**2017:** Led the Dominican Summer League with 11 home runs...**2016:** Made pro debut with DSL Rangers2 and finished T2nd in the DSL with 9 long balls...**Notes:** Father, Francisco, played 12 seasons as a catcher in the minors and independent leagues and is currently a hitting coach at Richmond (AA) in the San Francisco Giants organization.

YEAR	CLUB	AVG	G	AB	R	H	TB	2B	3B	HR	RBI	SH	SF	BB-I	SO	SB	CS	HP	GDP	OBP	SLG
2016	DSL Rangers2	.239	61	201	38	48	88	9	2	9	40	0	2	40-1	62	7	2	4	4	.372	.438
2017	DSL Rangers1	.246	56	199	37	49	90	8	0	11	36	0	3	23-0	65	4	2	4	5	.332	.452
2018	AZL Rangers	.288	38	139	23	40	76	15	0	7	32	0	3	14-1	33	1	1	2	6	.354	.547
MINOR TOTALS		.254	155	539	98	137	254	32	2	27	108	0	8	77-2	160	12	5	10	15	.353	.471

MORGAN, JOSHUA (Josh)**INF**

Height: 5-11 Weight: 197 Born: Nov. 16, 1995 in Corona, CA
 Bats: Right Throws: Right Resides: Corona, CA
 Opening Day Age: 23
 Acquired: Selected in the 3rd round of the 2014 June Draft (Orange Lutheran (CA) HS)...signed on June 12, 2014.
 Signed By: Steve Flores

2018: Combined to bat .227 (69-304) in 83 G with Frisco and the AZL Rangers...had 2 stints on disabled list: 4/11-5/13 (right oblique strain) and 7/6-31 (right hamstring strain)...completed rehab assignment with AZL Rangers, 7/28-31...made 39 starts at catcher, throwing out 4 of 39 (10%) attempted base stealers...also saw time at second base, third base, and shortstop...went 1-for-9 in 2 G with Surprise in the Arizona Fall League...**2017:** Saw official action at catcher for the 1st time in his career, appearing in 36 games behind the plate for Down East...threw out 8 of 36 (22.2%) would-be basestealers...also logged time at SS (62 G) and 3B (2 G)...batted .265/.310/.411/.721 over 1st 51 games prior to landing on the DL...was on DL, 6/9-7/1, with left hamstring strain...batted .314/.366/.405/.771 over final 30 G...hit .429/.515/.679/1.194 (12-28) over 8 G with Surprise in the Arizona Fall League, starting 7 G behind the plate for the Saguaros...**2016:** Finished with the 10th-highest average in the California League...saw action at second, third, and shortstop...whiffed in just 11.4% of plate appearances, 14th-lowest among all Class-A players...batted .325/.378/.482 (27-83) vs. left-handed pitchers and .295/.365/.375 (114-287) against right-handers...hit .247 (43-174) over 1st 48 games with the Mavericks...beginning 6/4, batted .331 (98-296) over final 79 games, the 3rd-highest average in the CAL League over that span...batted .321 (9-28) with a double and 4 RBI over 7 games in the postseason...**2015:** Had season cut short by a finger injury, but still earned mid-season All-Star honors in the South Atlantic League...split time between third base and shortstop...batted .312 (78-250) against right-handed batters and .228 (23-101) vs. southpaws...batted .314 (84-258) from 5/10 until finger injury on 8/4 to finish with the highest qualifying average (.288) on the Hickory club, 14th in the SAL...placed on the disabled list 8/9 for remainder of season with fracture of the index finger on his right hand...**2014:** Named to the AZL Postseason All-Star Team in his first professional season...was also ranked the 19th-best prospect in the AZL by *Baseball America*...tabbed "Best Strike-Zone Discipline" among Texas prospects by *Baseball America*...combined to bat .322 (65-202) with 3 doubles, a triple, 19 RBI, and 29 walks in 56 games with the AZL Rangers and Spokane...saw action at both second and shortstop...opened the season with the AZL Rangers and posted the highest on-base percentage (.468) among AZL qualifiers...promoted to Spokane on August 7 and was voted the 10th-best prospect on the circuit by *Baseball America*...hit safely in 20 of 23 games with the Indians...**Notes:** Posted a .300-or-better average in each of his last three seasons at Orange Lutheran High School in California, including a .303 mark as a senior...added 18 runs scored, 7 doubles, and a home run during his senior campaign...earned numerous accolades during his high school career, including 2013 first-team Perfect Game Underclass All-American in 2013...participated in the USA Baseball 17U National Development Program in 2012...tabbed as the 6th-best shortstop prospect in the Draft by *Baseball America* and was ranked 51st on Perfect Game USA's list of the top 500 high school prospects for 2014...had committed to UCLA.

YEAR	CLUB	AVG	G	AB	R	H	TB	2B	3B	HR	RBI	SH	SF	BB-I	SO	SB	CS	HP	GDP	OBP	SLG
2014	AZL Rangers	.336	33	113	26	38	42	2	1	0	10	0	0	19-0	13	2	2	9	0	.468*	.372
	Spokane	.303	23	89	11	27	28	1	0	0	9	0	0	10-0	10	1	1	3	1	.392	.315
2015	Hickory	.288	98	351	59	101	127	15	1	3	36	6	2	45-0	53	9	4	12	6	.385	.362
2016	High Desert	.300	128	470	74	141	185	19	2	7	64	2	7	44-1	61	4	2	10	18	.367	.394
2017	Down East	.270	106	408	56	110	155	21	3	6	45	2	4	26-0	54	3	0	5	14	.318	.380
2018	Frisco	.231	79	294	30	68	93	14	1	3	30	0	6	27-2	49	1	1	5	11	.301	.316
	AZL Rangers	.100	4	10	1	1	1	0	0	0	1	0	0	2-0	2	0	0	1	0	.308	.100
MINOR TOTALS		.280	471	1735	257	486	631	72	8	19	195	10	19	173-3	242	20	10	45	50	.357	.364

MORRIS, CHRIS**RHP**

Height: 6-2 Weight: 180 Born: January 11, 1996 in Matawan, NJ
 Bats: Right Throws: Right Resides: Matawan, NJ
 Opening Day Age: 23
 Acquired: Selected in the 18th round of the 2017 June Draft (Seton Hall U.)...signed on June 20, 2017.
 Signed By: Takeshi Sakurayama

2018: Returned to the AZL and saw limited action in relief...**2017:** Made 11 relief app. in his 1st pro season...**Notes:** Played 3 seasons at Seton Hall University...became a member of the Pirates' weekend rotation as a junior, posting a 3.57 ERA with 44 strikeouts in 40.1 innings while holding opponents to a .201 average...attended St. John Vianney (NJ) High School...named All-Conference as a senior after helping his team to a No. 1 ranking and state title.

YEAR	CLUB	W-L	ERA	G	GS	CG	SHO	SV	IP	H	R	ER	HR	HB	BB-I	SO	WP	BK
2017	AZL Rangers	2-1	5.49	11	0	0	0	0	19.2	20	12	12	1	4	14-1	20	3	0
2018	AZL Rangers	0-0	67.50	4	0	0	0	0	0.2	2	5	5	0	1	8-0	0	6	0
MINOR TOTALS		2-1	7.52	15	0	0	0	0	20.1	22	17	17	1	5	22-1	20	9	0



NORDLIN, SETH

RHP

Height: 6-4 Weight: 205 Born: Sept. 4, 1997 in Mesa, AZ
 Bats: Right Throws: Right Resides: Mesa, AZ
 Opening Day Age: 21
 Acquired: Selected in the 13th round of the 2017 June Draft (Gateway (AZ) CC)...signed on June 20, 2017.
 Signed By: Josh Simpson

2018: Ranked among Northwest League leaders in strikeouts (1st, 79), innings (4th, 68.1), and ERA (T5th, 3.82)...ERA was the 7th-lowest qualifying mark among Texas farmhands...BB/9 mark (1.84) was 2nd-lowest in the NWL (min. 65 IP)...opponents batted .244/.287/.364/.651...**2017:** Averaged 14.1 SO/9 and 2.1 BB/9 over 12 relief appearances with the AZL Rangers in 1st pro season...held opponents to a .164/.228/.247/.474 slash line...**Notes:** Was 4-3 with a 1.91 ERA (18 ER/85.0 IP) and one save over 14 G/13 GS as a sophomore at GateWay (AZ) Community College...had 17 BB and 123 SO during sophomore campaign...graduated from Mountain View (AZ) HS.

YEAR	CLUB	W-L	ERA	G	GS	CG	SHO	SV	IP	H	R	ER	HR	HB	BB-I	SO	WP	BK
2017	AZL Rangers	3-0	2.49	12	0	0	0	0	21.2	12	6	6	0	1	5-0	34	1	0
2018	Spokane	4-1	3.82	13	12	0	0	0	68.1	63	31	29	7	3	14-0	79	9	1
MINOR TOTALS		7-1	3.50	25	12	0	0	0	90.0	75	37	35	7	4	19-0	113	10	1

NOVOA, MELVIN (nah-VO-ah)

C

Height: 5-11 Weight: 215 Born: June 17, 1996 in Nandaime, Nicaragua
 Bats: Right Throws: Right Resides: Nandaime, Nicaragua
 Opening Day Age: 22
 Acquired: Signed as a non-drafted free agent on Nov. 26, 2013.
 Signed By: Gil Kim

2018: Combined to hit .224 (71-313) in 88 G with Hickory and Down East...reached safely in 19 of 24 G with Hickory before promotion to Down East on 5/9...started 51 G at catcher, throwing out 19 of 56 (34%) attempted base stealers...**2017:** Tied for the 2nd-most starts behind the plate for Spokane...threw out 13 of 38 (34.2%) would-be basestealers...**2016:** Was on suspended list for entire season...**2015:** Led the AZL Rangers in HR (3) and RBI (27) in his first season stateside...saw action in 23 games behind the plate, throwing out 11 of 42 (26.2%) attempted basestealers...**2014:** Began professional career in the DSL, tying for club lead in home runs...batted .583 (7-12) with 3 doubles, a home run, and 2 RBI during the postseason for the DSL Rangers.

YEAR	CLUB	AVG	G	AB	R	H	TB	2B	3B	HR	RBI	SH	CF	BB-I	SO	SB	CS	HP	GIDP	OBP	SLG
2014	DSL Rangers2	.269	36	130	21	35	58	10	2	3	28	3	2	10-1	18	0	0	7	5	.349	.446
	DSL Rangers1	.132	13	38	3	5	5	0	0	0	0	0	0	3-0	8	0	0	4	1	.267	.132
2015	AZL Rangers	.278	40	133	19	37	53	7	0	3	27	0	3	12-0	19	0	1	1	4	.336	.398
2016																					
2017	Spokane	.281	38	135	14	38	63	11	1	4	15	1	1	7-0	24	1	1	5	4	.338	.467
2018	Hickory	.322	24	90	11	29	43	8	0	2	22	0	0	5-0	12	0	0	3	3	.378	.478
	Down East	.184	64	223	15	41	59	6	0	4	15	2	2	7-0	56	1	0	2	8	.214	.265
MINOR TOTALS		.247	215	749	83	185	281	42	3	16	107	6	8	44-1	137	2	2	22	25	.305	.375

NUNEZ, JEFIRY

RHP

Height: 5-11 Weight: 160 Born: Bona0, Dominican Republic
 Bats: Right Throws: Right Resides: Bona0, Dominican Republic
 Opening Day Age: 20
 Acquired: Signed as a non-drafted free agent on May 29, 2015.
 Signed By: Willy Espinal

2018: Recorded 13.5 SO/9 and did not issue a walk across 12.0 innings in his 1st stateside action...**2015-17:** Spent 3 seasons in the Dominican program, compiling a 3.29 ERA over 34 G/22 GS.

YEAR	CLUB	W-L	ERA	G	GS	CG	SHO	SV	IP	H	R	ER	HR	HB	BB-I	SO	WP	BK
2015	DSL Rangers1	4-2	1.55	12	7	0	0	0	40.2	34	8	7	1	3	12-0	34	3	0
2016	DSL Rangers2	2-3	3.46	13	12	0	0	0	54.2	46	24	21	3	4	13-0	46	4	0
2017	DSL Rangers1	3-1	5.28	9	3	0	0	0	30.2	34	19	18	3	2	8-0	30	2	0
2018	AZL Rangers	1-2	6.75	4	2	0	0	0	12.0	15	9	9	3	0	0-0	18	0	0
MINOR TOTALS		10-8	3.59	38	24	0	0	0	138.0	129	60	55	10	9	33-0	128	9	0

NUNN, CHRIS

LHP

Height: 6-5 Weight: 200 Born: Oct. 5, 1990 in Cordova, TN
 Bats: Left Throws: Left Resides: Cordova, TN
 Opening Day Age: 28
 Acquired: Signed as a minor league free agent on Jan. 29, 2018.
 Signed By: Mark Conner (San Diego)

2018: Made 15 app. with Fresno (AAA) and Corpus Christi (AA) in the HOU system, combining to go 3-0 with a 4.94 ERA (15 ER/27.1 IP)...had 3 strikeouts with Fresno and 2 strikeouts with Corpus Christi...was on Fresno's DL, 4/17-4/27, and sent to Double-A upon activation...posted 0.60 ERA (1 ER/15.0 IP) in 8 G at both levels from 5/18-6/18, but was released by Houston on 6/24...signed with St. Paul of the Independent American Association and won 7 of 11 starts...**2017:** Signed minors contract with MIL on 4/20, but was released on 5/25 before seeing official game action...pitched one game for Evansville in the Independent Frontier League before signing with the Cubs on 8/18...selected by HOU in the Triple-A phase of the Rule 5 Draft on 12/14...**2016:** Did not pitch after being released by SD on 3/25...returned to Lipscomb University to begin working towards a master's degree...**2015:** Combined to go 4-0, 7.03 (44 ER/56.1 IP) in 47 G with San Antonio (AA) and Lake Elsinore (High-A)...**2014:** Spent campaign with Lake Elsinore, making the 3rd-most app. on staff while posting 11.7 SO/9...**2013:** Led the Midwest League in appearances (55) and ranked 2nd in holds (10)...**2012:** Named a Northwest League postseason All-Star with Short-A Eugene...**Notes:** Originally selected by San Diego in the 24th round of the 2012 June draft...signed by Padres scout Mark Conner...pitched 3 seasons at Lipscomb University in Nashville, TN...prepped at Harding Academy in Memphis, TN...during senior season in 2009, compiled a 6-1 record and 1.21 ERA...played for both the Division 2-A State baseball and basketball champions in 2008...caught the attention of scouts when video of his winter workouts became popular online...spent time as a coach, personal trainer, and also did some modeling and photo shoots during his time away from the game.

YEAR	CLUB	W-L	ERA	G	GS	CG	SHO	SV	IP	H	R	ER	HR	HB	BB-I	SO	WP	BK	
2012	AZL Padres	1-0	4.50	1	0	0	0	0	2.0	2	1	1	0	0	0-0	4	0	0	
	Eugene	3-0	0.57	24	0	0	0	3	31.1	18	2	2	0	1	19-0	45	2	0	
2013	Fort Wayne	8-2	2.77	55	0	0	0	9	65.0	62	23	20	3	3	30-1	66	4	1	
2014	Lake Elsinore	4-2	4.30	49	0	0	0	0	58.2	52	31	28	7	1	25-2	76	4	0	
2015	San Antonio	1-0	8.64	7	0	0	0	0	8.1	9	8	8	2	0	8-0	8	1	0	
	Lake Elsinore	3-0	6.75	40	0	0	0	1	48.0	59	40	36	4	0	36-1	43	9	0	
DID NOT PITCH																			
2017	Evansville	0-1	1.80	1	1	0	0	0	5.0	3	2	1	0	2	2-0	9	0	0	
	Tennessee	0-1	4.76	4	4	0	0	0	17.0	13	9	9	1	3	10-0	14	2	0	
2018	Fresno	0-0	13.50	7	0	0	0	0	7.1	9	13	11	3	1	6-0	9	1	0	
	Corpus Christi	3-0	1.80	8	0	0	0	0	20.0	19	6	4	1	0	8-0	23	1	0	
	St. Paul	7-3	3.05	11	11	0	0	0	59.0	59	26	20	1	2	13-0	49	6	0	
MINOR TOTALS		23-5	4.16	195	4	0	0	13	257.2	243	133	119	21	9	142-4	288	24	1	
INDEPENDENT TOTALS		7-4	2.95	12	12	0	0	0	64.0	62	28	21	1	4	15-0	58	6	0	

O'BANION, AUSTIN**OF**

Height: 6-3 Weight: 215 Born: July 12, 1995 in Yorba Linda, CA
 Bats: Right Throws: Right Resides: Yorba Linda, CA
 Opening Day Age: 23
 Acquired: Selected in the 37th round of the 2016 June Draft (Fullerton (CA) CC)...signed on June 14, 2016.
 Signed By: Steve Flores

2018: Combined to bat .157 (28-178) at 3 levels of the Texas farm system...saw action in both corner outfield spots...**2017:** Led the Northwest League in doubles (17) and HBP (14), starting a team-high 42 G in LF for Spokane and appearing in 54 G overall...**2016:** Logged time at both corner outfield spots for the Arizona Rangers in 1st pro season...**Notes:** Batted .335 with 6 home runs and 57 RBI as a sophomore at Fullerton (CA) CC.

YEAR	CLUB	AVG	G	AB	R	H	TB	2B	3B	HR	RBI	SH	SF	BB-I	SO	SB	CS	HP	GDP	OBP	SLG
2016	AZL Rangers	.212	34	104	13	22	31	6	0	1	10	0	1	8-0	29	2	1	5	2	.297	.298
2017	Spokane	.250	54	188	23	47	81	17	1	5	24	0	4	13-0	73	0	4	14	0	.338	.431
2018	Frisco	.188	4	16	2	3	3	0	0	0	1	0	0	1-0	7	0	0	0	0	.235	.188
	Hickory	.191	31	94	12	18	26	3	1	1	8	0	1	9-0	45	1	0	2	0	.274	.277
	Spokane	.103	21	68	5	7	15	2	0	2	6	0	1	11-0	24	1	0	1	1	.235	.221
MINOR TOTALS		.206	144	470	55	97	156	28	2	9	49	0	7	42-0	178	4	5	22	3	.298	.332

ORNELAS, JONATHAN**INF**

Height: 6-1 Weight: 178 Born: May 26, 2000 in Glendale, AZ
 Bats: Right Throws: Right Resides: Glendale, AZ
 Opening Day Age: 18
 Acquired: Selected in the 3rd round of the 2018 June Draft (Raymond S. Kellis (AZ) HS)...signed on June 12, 2018.
 Signed By: Levi Lacey

2018: Named the 10th-best prospect in the Arizona League by *Baseball America*...ranked among the AZL leaders in stolen bases (4th, 15), triples (T5th, 4), total bases (8th, 79), and OPS (11th, .848)...reached safely via hit or walk in 39 of 48 games played...**Notes:** Batted .464 with 6 home runs and 31 RBI in 29 games as a senior at Raymond S. Kellis High School in Glendale, Arizona...also appeared in 10 games as a pitcher, totaled 22 extra base hits and scored 44 runs...was selected 5A co-Player of the Year by the Arizona Baseball Coaches Association and played for a Kellis squad that won the 5A state title in 2017...was ranked as the second-best infield prospect in Arizona by *Baseball America* and had committed to play collegiately at the University of Tennessee.

YEAR	CLUB	AVG	G	AB	R	H	TB	2B	3B	HR	RBI	SH	SF	BB-I	SO	SB	CS	HP	GDP	OBP	SLG
2018	AZL Rangers	.302	48	172	34	52	79	10	4	3	28	0	4	25-0	41	15	5	2	2	.389	.459

PARKS, ADAM**RHP**

Height: 6-3 Weight: 229 Born: Oct. 10, 1992 in Easton, MD
 Bats: Right Throws: Right Resides: Easton, MD
 Opening Day Age: 26
 Acquired: Selected in the 33rd round of the 2014 June Draft (Liberty (VA) U.)...signed June 11, 2014.
 Signed By: Jonathan George

2018: Ranked among Frisco club leaders in saves (2nd, 4) and games (T2nd, 34)...registered a 5.97 ERA (19 ER/28.2 IP) in 1st 23 G, but had 1.15 ERA (2 ER/15.2 IP) over final 11 G...held opponents to .237 average...began season on disabled list with right elbow strain was also on disabled list, 6/19-7/4, with right elbow impingement...**2017:** Missed entire season while continuing to rehab from right elbow surgery...**2016:** Earned All-Star honors for the 1st time in his career, but endured a lengthy season-ending disabled list stint...held opponents to a .134 average (9-72), including a .106 mark (5-47) by right-handed batters...whiffed 30 of 72 (41.7%) batters faced...was on disabled list, 5/9-24, with a right forearm strain...returned to the disabled list on 6/15 for the remainder of the season with a recurrence of the forearm injury...underwent Tommy John surgery on 6/24...**2015:** Reached Double-A in his 2nd professional season, advancing through 3 levels of the Texas farm system...combined to go 3-5, 3.19 (26 ER/73.1 IP) with 3 saves and 86 strikeouts over 35 relief appearances...opened season in Hickory and averaged 12.3 SO/9 over 16 games/one starts...promoted to High Desert on 6/25 and compiled a 1.69 ERA (3 ER/16.0 IP) with 16 strikeouts over final 9 appearances after surrendering 4 runs (3 ER) in first outing...promoted to Frisco on 8/1 and allowed runs 3 of 9 appearances...permitted 4 runs in 3.2 IP over 3 relief appearances with the Surprise Saguaros in the Arizona Fall League...**2014:** Averaged 11.0 SO/9 and 1.8 BB/9 over 18 relief appearances in his professional debut...**Notes:** Appeared in 20 games over 2 seasons at Liberty University...college teammate of former Texas prospect Ryan Cordell...All-State selection as a junior and senior at St. Michaels High School in Easton, Maryland.

YEAR	CLUB	W-L	ERA	G	GS	CG	SHO	SV	IP	H	R	ER	HR	HB	BB-I	SO	WP	BK	
2014	Spokane	2-2	2.13	18	0	0	0	4	25.1	19	6	6	1	0	5-0	31	3	0	
2015	Hickory	2-3	2.93	16	1	0	0	1	43.0	44	17	14	1	1	12-0	59	5	0	
	High Desert	1-1	3.06	10	0	0	0	2	17.2	19	7	6	3	0	3-0	16	1	1	
	Frisco	0-1	4.26	9	0	0	0	0	12.2	12	6	6	3	0	4-0	11	1	0	
2016	Frisco	1-0	1.86	17	0	0	0	6	19.1	9	9	4	3	1	3-0	30	2	0	
2017	Frisco	INJURED - DID NOT PITCH																	
2018	Frisco	1-4	4.26	34	0	0	0	4	44.1	44	24	21	6	3	15-0	47	6	0	
MINOR TOTALS		7-11	3.16	104	1	0	0	17	162.1	144	69	57	17	5	42-0	194	18	1	



PATTERSON, SHEA

3B

Height: 6-0 Weight: 215 Born: Jan. 17, 1997 in Toledo, OH
 Bats: Right Throws: Right Resides: San Antonio, TX
 Opening Day Age: 22
 Acquired: Selected in the 39th round of the 2018 June Draft (U. of Michigan)...signed July 4, 2018.
 Signed By: Chris Collias

2018: Did not see official game action after signing 1st pro contract...spent a week with Triple-A Round Rock in July, taking part in batting practice and other activities, but not playing in games...started 13 G at quarterback for the University of Michigan and was a finalist for numerous national awards at the position...garnered All-Big Ten third team accolades in addition to Michigan's Offensive Player of the Year Award...following the season, announced that he will return to school for his senior year rather than declare for the NFL Draft...**2016-17:** Earned 2 varsity letters at the University of Mississippi, throwing for 3,139 yards with 23 TDs and 12 INT...**Notes:** Has not played organized baseball since his junior year of high school...prepped at IMG Academy and Calvary Baptist Academy in Shreveport, LA...led Calvary Baptist to back-to-back Louisiana Division III state championships as a sophomore and junior before transferring...also played baseball and basketball...brother, Sean, is on the Ole Miss football staff...grandfather, George, played for the Detroit Pistons from 1967-68.

PEARSON, BRADEN

LHP

Height: 6-3 Weight: 185 Born: Feb. 26, 1996 in Temple, TX
 Bats: Right Throws: Left Resides: Temple, TX
 Opening Day Age: 23
 Acquired: Signed as a undrafted free agent on June 18, 2018.
 Signed By: Rick Schroeder

2018: Tied for AZL Rangers club lead in wins (3) and games (16) in 1st professional season...**Notes:** Attended Texas State University and went 3-2 with a 2.50 ERA in 25 relief outings during senior season...graduated from Georgetown (TX) High School...father, Brian, played baseball at the University of Cincinnati and previously served as an auxiliary coach for the Round Rock Express.

YEAR	CLUB	W-L	ERA	G	GS	CG	SHO	SV	IP	H	R	ER	HR	HB	BB-I	SO	WP	BK
2018	AZL Rangers	3-2	6.50	16	0	0	0	0	18.0	23	15	13	1	1	6-0	16	1	1

PENA, YENCI

SS

Height: 6-2 Weight: 175 Born: July 13, 2000 in San Pedro de Macoris, Dominican Republic
 Bats: Right Throws: Right Resides: San Pedro de Macoris, Dominican Republic
 Opening Day Age: 18
 Acquired: Signed as a Minor League free agent on Dec. 8, 2017
 Signed By: Jonathan Cruz (Atlanta)

2018: Appeared in 10 G for the AZL Rangers, his 1st season in the Texas organization...**2017:** Made pro debut with DSL Braves...declared a free agent by Major League Baseball on 11/21 and signed with Texas on 12/8.

YEAR	CLUB	AVG	G	AB	R	H	TB	2B	3B	HR	RBI	SH	SF	BB-I	SO	SB	CS	HP	GDP	OBP	SLG
2017	DSL Braves	.230	45	165	20	38	54	8	1	2	19	1	0	24-0	31	7	6	0	4	.328	.327
2018	AZL Rangers	.158	10	38	3	6	8	2	0	0	5	0	0	2-0	7	2	0	0	1	.200	.211
MINOR TOTALS		.217	55	203	23	44	62	10	1	2	24	1	0	26-0	38	9	6	0	5	.306	.305

PENROD, ZACH

LHP

Height: 6-2 Weight: 210 Born: June 16, 1997 in Nampa, ID
 Bats: Left Throws: Left Resides: Nampa, ID
 Opening Day Age: 21
 Acquired: Signed as an undrafted free agent on Aug. 2, 2018.
 Signed By: Rick Schroeder

2018: Signed by Texas as a minor league free agent on 8/2 and registered 12.3 SO/9 in 4 G/3 GS with the AZL Rangers...**Notes:** Played one season as a pitcher and outfielder at Northwest Nazarene University in his hometown of Nampa, Idaho...transferred from Corban University where he played 2 seasons...graduated from Columbia (ID) High School in 2015.

YEAR	CLUB	W-L	ERA	G	GS	CG	SHO	SV	IP	H	R	ER	HR	HB	BB-I	SO	WP	BK
2018	AZL Rangers	0-2	6.17	4	3	0	0	0	11.2	12	10	8	3	3	6-0	16	3	1

PEREZ, YANIO

OF

Height: 6-2 Weight: 205 Born: Aug. 10, 1995 in Havana, Cuba
 Bats: Right Throws: Right Resides: Mexico City, Mexico
 Opening Day Age: 23
 Acquired: Signed as a non-drafted free agent on Sept. 23, 2016
 Signed By: Chu Halabi/Jose Fernandez

2018: Combined to bat .221 (48-217) with 4 HR and 24 RBI in 59 G with Down East, Frisco, and the AZL Rangers while enduring a pair of disabled stints with a left knee sprain...batted .190 (8-42) in 10 G with Surprise in the Arizona Fall League...**2017:** Led all Texas farmhands with 66 RBI and ranked 4th with 14 HR in his 1st season stateside...combined to bat .280/.343/.434/.777 (129-461) with 14 HR and 66 RBI over 123 games with Hickory and Down East...batted .356/.429/.630/1.059 in 1st 38 G at Hickory prior to landing on the DL from 5/19-30 with finger sprain...activated from the DL on 5/31 and hit .222/.271/.244/.515 in 11 G before promotion to Down East on 6/12...ranked among the Down East club leaders in XBH (2nd, 21) and RBI (2nd, 36)...was 3-for-7 in 2 postseason games...earned a spot in the Arizona Fall League Rising Stars Game, batting .321/.390/.491/.880 (17-53) in 14 G with the Surprise Saguaros...**2016:** Signed as a free agent on 9/23...was rated by *Baseball America* (#27) and MLB.com (#29) among the top Texas prospects following the season...**Notes:** Played third, first, second, left and right in Cuba's Serie Nacional...played on Cuba's 18U team at the World Cup in Taiwan.

YEAR	CLUB	AVG	G	AB	R	H	TB	2B	3B	HR	RBI	SH	SF	BB-I	SO	SB	CS	HP	GDP	OBP	SLG
2017	Hickory	.322	49	180	27	58	96	9	1	9	30	0	2	18-0	34	3	0	4	1	.392	.533
	Down East	.253	74	281	31	71	104	14	2	5	36	0	5	20-0	66	3	1	6	7	.311	.370
2018	Frisco	.227	13	44	8	10	11	1	0	0	5	0	0	7-0	15	0	0	1	0	.346	.250
	AZL Rangers	.200	3	10	0	2	2	0	0	1	0	0	0	2-0	5	0	0	0	0	.333	.200
	Down East	.221	43	163	12	36	51	3	0	4	18	0	1	13-1	41	0	1	1	4	.281	.313
MINOR TOTALS		.261	182	678	78	177	264	27	3	18	90	0	8	60-1	161	6	2	12	12	.328	.389

PETTIBONE, AUSTIN**RHP**

Height: 6-3 Weight: 211 Born: Sept. 10, 1992 in Placentia, CA
 Bats: Right Throws: Right Resides: Yorba Linda, CA
 Opening Day Age: 26
 Acquired: Selected in the 24th round of the 2014 June Draft (U. of California-Santa Barbara)...signed June 16, 2014.
 Signed By: Todd Guggiana

2018: Returned from injury on 7/21 and combined to go 0-1 with a 0.60 ERA (1 ER/15.0 IP) in 11 G with Down East, Spokane, and the AZL Rangers... earned promotion to Down East on 8/27...opponents batted .211/.237/.263/.500...**2017:** Pitched in just 3 games at Down East before a season-ending injury...was placed on the disabled list 4/17 with a right rotator cuff strain...**2016:** Had the 2nd-most relief appearances on the High Desert staff...**2015:** Began campaign in extended Spring Training, but finished the season in Hickory...was promoted to the Crawdads on 5/7 and spent majority of first half in the Hickory bullpen...compiled a 4.50 ERA (10 ER/20.0 IP) over first 11 games/2 starts...moved into the Hickory rotation on 6/30 for the remainder of the season and went 3-6, 4.30 (28 ER/58.2 IP) in 11 starts...**2014:** Appeared in 15 games/4 starts for Spokane in professional debut...**Notes:** Compiled a 3.40 ERA over 254 innings in 3 seasons at UC Santa Barbara...First Team All-Century League and Third Team All-County at Esperanza High...brother of former Philadelphia Phillies right-handed pitcher Jonathan Pettibone...father, Jay, was a 30th-round selection of the Rangers in the 1979 Draft, and made 4 starts for the Minnesota Twins in 1983.

YEAR	CLUB	W-L	ERA	G	GS	CG	SHO	SV	IP	H	R	ER	HR	HB	BB-I	SO	WP	BK
2014	Spokane	2-2	5.45	15	4	0	0	0	39.2	48	25	24	5	1	8-0	32	3	2
2015	Hickory	3-7	4.35	22	13	0	0	0	78.2	87	48	38	7	3	14-0	50	2	2
2016	High Desert	1-2	5.37	40	0	0	0	1	63.2	69	40	38	6	1	41-0	55	3	1
2017	Down East	0-1	9.82	3	0	0	0	0	3.2	5	4	4	0	0	2-0	4	1	0
2018	AZL Rangers	0-0	0.00	1	0	0	0	0	1.0	0	0	0	0	0	0-0	1	0	0
	Spokane	0-1	0.87	8	0	0	0	0	10.1	9	3	1	1	0	2-0	6	0	0
	Down East	0-0	0.00	2	0	0	0	0	3.2	3	0	0	0	0	0-0	4	0	0
MINOR TOTALS		6-13	4.71	91	17	0	0	1	200.2	221	120	105	19	5	67-0	152	9	5

PHILLIPS, TYLER**RHP**

Height: 6-5 Weight: 191 Born: Oct. 27, 1997 in Lumberton, NJ
 Bats: Right Throws: Right Resides: Lumberton, NJ
 Opening Day Age: 21
 Acquired: Selected in the 16th round of the 2015 June Draft (Bishop Eustace (NJ) Prep)...signed June 29, 2015.
 Signed By: Takeshi Sakurayama

2018: Honored as organization's Nolan Ryan Pitcher of the Year...compiled the 3rd-highest SO/BB rate (7.94) among all minor league pitchers with at least 130.0 IP...named to *Baseball America's* Low Class-A All-Star team and was tabbed by the same publication as the 9th-best prospect in the South Atlantic League...earned a spot on the SAL Northern Division All-Star team...ranked among SAL leaders in wins (T1st, 11), ERA (3rd, 2.67), WHIP (4th, 1.02), innings (6th, 128.0), and strikeouts (7th, 124)...had just 1.08 BB/9, 3rd-lowest rate in MiLB (min. 130.0 IP), issuing multiple walks in just 2 of 23 starts...issued walks to consecutive batters in 3rd inning of season debut on 4/5 at Greensboro before permitting just 12 BB over 124.1 IP in next 21 GS...was 7-0 with a 1.55 ERA (10 ER/58.0 IP) and 7 BB/63 SO at Hickory following the All-Star break...had a career-best 13 SO on 8/7 vs. Kannapolis...promoted to Down East on 9/2 for final start of season...**2017:** Combined to go 5-4 with a 4.21 ERA (46 ER/98.1 IP) over 20 games/17 starts with Hickory and Spokane...opened the season in Hickory and had a 6.39 ERA (18 ER/25.1 IP) with .749 opponent OPS in 7 G/4 GS before transfer to extended Spring Training on 5/19...was a member of Spokane's Opening Day roster and was 0-1 with a 5.63 ERA (15 ER/24.0 IP) in 1st 5 GS with the Indians...was 4-1 with a 2.39 ERA (13 ER/49.0 IP) in final 8 GS...had a 10.10 SO/9 rate over season-ending stretch, including 12-strikeout performance in final outing of the year on 9/2 vs. Everett...averaged 1.4 BB/9 at Spokane, 8th-lowest among all short-season pitchers (min. 55.0 IP)...**2016:** Began the season as the youngest player in the Northwest League and made a team-high 13 starts for Spokane...tossed 5.0 scoreless innings in season debut on 6/18 vs. VAN, but went 0-3 with a 9.82 ERA (16 ER/14.2 IP) over next 4 starts...was 2-0, 1.10 (2 ER/16.1 IP) in next 3 starts, including season-best 7.0 innings on 7/31 vs. EVE...surrendered season-high 11 runs (10 ER) in next start on 8/7 at SK...lost 4 consecutive starts from 8/7-26, allowing 23 ER over 16.1 IP in that span...allowed 2 R (1 ER) over 6.1 IP in final regular season start on 9/1 vs. HIL...permitted 5 R (2 ER) over 6.0 innings in lone postseason start...**2015:** Permitted runs in just 4 of 13 games in first professional season with AZL Rangers...**Notes:** Finished high school career with an 18-0 record, including 9-0, 1.02 during his senior campaign at Bishop Eustace Prep.

YEAR	CLUB	W-L	ERA	G	GS	CG	SHO	SV	IP	H	R	ER	HR	HB	BB-I	SO	WP	BK
2015	AZL Rangers	0-1	3.60	13	0	0	0	1	15.0	13	8	6	2	0	1-0	10	1	0
2016	Spokane	4-7	6.44	13	13	0	0	0	58.2	78	49	42	2	5	20-0	57	9	0
2017	Hickory	1-2	6.39	7	4	0	0	0	25.1	28	21	18	2	5	9-0	15	4	0
	Spokane	4-2	3.45	13	13	0	0	0	73.0	78	33	28	6	1	11-1	78	6	0
2018	Hickory	11-5	2.67	22	22	1	0	0	128.0	117	41	38	4	3	14-0	124	13	0
	Down East	1-0	1.80	1	1	0	0	0	5.0	2	1	1	0	1	2-0	3	0	0
MINOR TOTALS		21-17	3.92	69	53	1	0	1	305.0	316	153	133	16	15	57-1	287	33	0

PICHARDO, REYNALDO**C**

Height: 5-10 Weight: 190 Born: Dec. 29, 1998 in Miami, FL
 Bats: Right Throws: Right Resides: Miami, FL
 Opening Day Age: 20
 Acquired: Selected in the 33rd round of the 2018 June Draft (Dawson (MT) CC)...signed on June 14, 2018.
 Signed By: Gary McGraw

2018: Appeared in 7 G with the AZL Rangers in his 1st professional action...threw out one of 5 (20%) attempted base stealers...**Notes:** Played one season at Dawson Community College in Montana after transferring from Miami Dade CC...at Dawson CC in 2018, ranked among NJCAA Division II leaders in OBP (2nd, .604) and average (3rd, .506)...started his high school career at Braddock Senior High School in Miami before moving to the Dominican Republic.

YEAR	CLUB	AVG	G	AB	R	H	TB	2B	3B	HR	RBI	SH	SF	BB-I	SO	SB	CS	HP	GDP	OBP	SLG
2018	AZL Rangers	.190	7	21	2	4	4	0	0	0	3	0	0	4-0	8	0	0	0	0	.320	.190



POZO, YOHEL

C

Height: 6-0 Weight: 201 Born: June 4, 1997 in Maracaibo, Venezuela
 Bats: Right Throws: Right Resides: Maracaibo, Venezuela
 Opening Day Age: 21
 Acquired: Signed as a non-drafted free agent on Aug. 17, 2013.
 Signed By: Jhonny Gomez

2018: Named South Atlantic League mid-season All-Star at Hickory, ranking among club leaders in doubles (1st, 29), hits (2nd, 113), games (3rd, 117), total bases, (3rd, 176), and RBI (4th, 49)...cut down 18 of 58 (31%) attempted base stealers...named Texas Organization All-Star by MiLB.com...**2017:** Reached a full season league for the 1st time, combining to bat .323 (65-201) with 4 home runs and 25 RBI in a career-high 54 games...clubbed 4 HR after totaling 2 HR in previous 3 seasons...was a member of Spokane's Opening Day roster and posted an .804 OPS in 15 G prior to promotion to Hickory on 7/5...batted a league-high .338 from 7/5 through the end of the season (min. 150 PA)...was 5-for-29 (.172) over 1st 8 G with the Crawdads and batted .381/417/531/948 (43-113) over final 30 G...threw out 13 of 37 (35.1%) attempted basestealers at Hickory...**2016:** Named to the Arizona League Postseason All-Star team, finishing with the 3rd-highest batting average on the circuit...also ranked among the league leaders in hits (T1st, 62) and total bases (6th, 81)...**2015:** Appeared in 40 games behind the plate for the DSL Rangers/1.

YEAR	CLUB	AVG	G	AB	R	H	TB	2B	3B	HR	RBI	SH	SF	BB-I	SO	SB	CS	HP	GIDP	OBP	SLG
2014	DSL Rangers1	.273	50	198	22	54	66	12	0	29	2	3	11-0	18	1	0	7	9	.329	.333	
2015	DSL Rangers1	.272	53	195	23	53	69	13	0	1	24	0	3	17-2	15	4	3	3	6	.335	.354
2016	AZL Rangers	.343	48	181	25	62	81	12	2	1	22	0	4	13-0	10	1	0	1	3	.382	.448
2017	Spokane	.288	15	59	11	17	30	7	0	2	10	0	1	1-0	3	0	0	0	1	.295	.508
	Hickory	.338	39	142	19	48	66	8	2	2	15	0	0	7-0	8	0	0	1	2	.373	.465
2018	Hickory	.264	117	428	45	113	176	29	2	10	49	0	5	27-0	50	0	0	5	11	.312	.411
MINOR TOTALS		.288	322	1203	145	347	488	81	6	16	149	2	16	76-2	104	6	3	17	32	.335	.406

PRESCOTT, BLAINE ALAN

INF

Height: 5-10 Weight: 181 Born: July 28, 1995 in Amarillo, TX
 Bats: Right Throws: Right Resides: Amarillo, TX
 Opening Day Age: 23
 Acquired: Selected in the 28th round of the 2015 June Draft (Midland TX) College)...signed July 6, 2015.
 Signed By: Bobby Crook

2018: Spent early portion of season with Down East before a right thigh strain kept him out from 5/24 through the remainder of the campaign...saw action in left field (16 GS), second base (8 GS), and right field (5 GS)...**2017:** Ranked among the Hickory team leaders in HR (T1st, 9), games (3rd, 95), hits (4th, 87), and runs (4th, 44)...saw action at second, third, and left field...was on the disabled list, 4/14-5/12, with left hamstring strain...**2016:** Ranked among the Northwest League leaders in doubles (T7th, 16), OPS (9th, .792), and home runs (T9th, 5)...batted .306/368/497 (48-157) vs. right-handed pitchers and .232/.293/.333 (16-69) vs. lefties...hit .200 (10-50) over 1st 12 games and .307 (54-176) over final 42 contests...**2015:** Missed entire season with right hamstring strain...**Notes:** Batted .371 with 8 home runs, 49 RBI, and 27 stolen bases as a freshman at Midland (TX) College, leading the Chaps to the JUCO World Series and earning a spot on the JUCO World Series All-Tournament Team...limited to 8 games as a sophomore due to a hamstring injury...selected by the Los Angeles Angels in the 16th round of the 2014 draft...had committed to Texas Tech...graduated from Amarillo (TX) High School.

YEAR	CLUB	AVG	G	AB	R	H	TB	2B	3B	HR	RBI	SH	SF	BB-I	SO	SB	CS	HP	GIDP	OBP	SLG
2016	Spokane	.283	54	226	33	64	101	16	3	5	26	1	1	20-0	50	11	2	2	3	.345	.447
2017	Hickory	.235	95	370	44	87	131	13	2	9	29	1	4	22-0	85	8	5	8	4	.290	.354
2018	Down East	.221	37	113	23	25	50	7	0	6	12	1	1	9-0	40	5	0	3	0	.294	.442
MINOR TOTALS		.248	186	709	100	176	282	36	5	20	67	3	6	51-0	175	24	7	13	7	.308	.398

PROFAR, JUREMI (JURR-amy)

INF

Height: 6-1 Weight: 215 Born: Jan. 30, 1996 in Willemstad, Curacao
 Bats: Right Throws: Right Resides: Willemstad, Curacao
 Opening Day Age: 23
 Acquired: Signed as a non-drafted free agent on Sept. 4, 2012.
 Signed By: Jose Felomonía/Chu Halabi/Mike Daly

2018: Returned to Frisco and ranked among club leaders in RBI (2nd, 51) and HR (5th, 10)...batted .286 (20-70) with 3 HR and 13 RBI against lefties...219 (61-279) with 7 HR and 38 RBI against righties...made starts at every infield position except shortstop...**2017:** Appeared in a career-high 109 games, hitting the 3rd-most HR (10) on the Frisco club...logged time at third (72 G), first (14), and second (9)...**2016:** Ranked among the California League leaders in average (9th, .300) and OPS (11th, .827)...whiffed in 11.1% of plate appearances, 2nd-lowest among all Texas farmhands...saw action at first, second, and third...batted .321 (104-324) vs. right-handers and .186 (11-59) vs. lefties...batted .327/375/525 in Adelanto and .271/332/414 on the road...was on the disabled list, 8/2-10 with left ankle sprain...**2015:** Played in career-high 77 games between Hickory and High Desert...combined to bat .266 (78-293) with 4 home runs and 33 RBI in 77 games...opened season in extended Spring Training and was promoted to High Desert on 5/27...transferred to Hickory on 6/25 for the remainder of the season...named South Atlantic League Player of the Week for 7/27-8/2 after batting .450/.500/.900 with 3 doubles, 2 home runs, and 8 RBI in 6 games...**2014:** Played for 3 different farm clubs, but spent the bulk of the season with Spokane...combined to bat .251 (71-283) with 2 home runs and 40 RBI over 76 games with Round Rock, Hickory and Spokane...had early season stints with Round Rock (4/9 and 4/27-5/31) and Hickory (4/10-4/20) before finishing season with Spokane...saw action at first, second, third, and shortstop...**2013:** Drove in a team-high 44 runs for the DSL champs...batted .435 (10-23) with 5 RBI and 7 runs over 6 postseason games...**Notes:** Brother, Jurickson, played for the Rangers from 2012-18.

YEAR	CLUB	AVG	G	AB	R	H	TB	2B	3B	HR	RBI	SH	SF	BB-I	SO	SB	CS	HP	GIDP	OBP	SLG
2013	DSL Rangers	.281	63	217	38	61	76	13	1	0	44	2	3	22-0	13	1	4	7	0	.361	.350
2014	Hickory	.269	7	26	3	7	10	0	0	1	4	0	0	2-0	3	1	0	0	0	.321	.385
	Round Rock	.333	2	6	1	2	2	0	0	0	0	0	0	0-0	0	0	0	0	0	.333	.333
	Spokane	.247	67	251	26	62	75	10	0	1	36	3	5	22-0	47	1	1	2	6	.307	.299
2015	High Desert	.240	13	50	7	12	19	2	1	1	7	2	1	4-1	9	0	0	1	1	.304	.380
	Hickory	.272	64	243	26	66	94	17	1	3	26	0	3	14-0	27	1	1	2	5	.313	.387
2016	High Desert	.300	103	383	66	115	181	23	2	13	58	2	5	33-0	47	1	3	2	11	.355	.473
2017	Frisco	.263	109	415	38	109	156	13	2	10	40	0	0	19-0	58	1	2	1	12	.297	.376
2018	Frisco	.232	98	349	37	81	123	12	0	10	51	0	3	24-0	46	1	4	2	12	.283	.352
MINOR TOTALS		.265	526	1940	242	515	736	90	7	39	266	9	20	140-1	250	7	15	17	55	.317	.379

QUIROZ, ISAIAS (key-ROSE)

C

Height: 5-10 Weight: 210 Born: Oct. 22, 1996 in New York, NY
 Bats: Right Throws: Right Resides: Bergenfield, NJ
 Opening Day Age: 22
 Acquired: Selected in the 20th round of the 2014 June Draft (St. Joseph (NJ) Regional)...signed June 9, 2014.
 Signed By: Takeshi Sakurayama

2018: Spent entire season with Spokane, throwing out 17 of 46 (37%) attempted base stealers and compiling a .993 fielding pct. (2 E/286 TC)...set career highs in most offensive categories, including HR (4) and RBI (15)...**2017:** Played in a career-high 30 games, combining to bat .132 (10-76) with Hickory and Spokane...was on Hickory's Opening Day roster and returned to extended Spring Training on 5/14 before joining Spokane for the start of their season...played in 20 games with the Adelaide Bite in the Australian Winter League...**2016:** Shared catching responsibilities at the Arizona Rangers, starting 18 games behind the plate...**2015:** Played in 25 games as catcher for the AZL Rangers...**2014:** Appeared in 22 games behind the plate for AZL Rangers, compiling a 1.000 fielding percentage (0 E/215 TC) and throwing out 10 of 29 (34.5%) would-be basestealers...**Notes:** An All-Bergen County selection at St. Joseph High...led the Green Knights to a Non-Public North A title as a senior, batting .364 with 24 RBI...had committed to Howard (TX) JC.

YEAR	CLUB	AVG	G	AB	R	H	TB	2B	3B	HR	RBI	SH	SF	BB-I	SO	SB	CS	HP	GDP	OBP	SLG
2014	AZL Rangers	.205	25	78	9	16	22	4	1	0	7	0	2	12-0	32	1	0	6	2	.347	.282
2015	AZL Rangers	.178	27	73	10	13	20	5	1	0	5	0	0	10-0	24	0	2	3	1	.302	.274
2016	AZL Rangers	.222	25	72	6	16	24	2	0	2	10	0	0	9-0	27	0	1	3	2	.333	.333
2017	Hickory	.086	11	35	1	3	6	1	1	0	6	0	1	4-0	19	0	0	2	0	.214	.171
2018	Spokane	.171	19	41	7	7	10	3	0	0	2	0	0	10-1	11	0	1	1	2	.346	.244
2018	Spokane	.224	37	107	15	24	43	7	0	4	15	0	1	15-0	42	0	0	3	0	.333	.402
MINOR TOTALS		.195	144	406	48	79	125	22	3	6	45	0	4	60-1	155	1	4	18	7	.322	.308

RAGANS, COLE GATLIN

LHP

Height: 6-4 Weight: 190 Born: Dec. 12, 1997 in Tallahassee, FL
 Bats: Left Throws: Left Resides: Crawfordville, FL
 Opening Day Age: 21
 Acquired: Selected in the 1st round (30th overall) of the 2016 June Draft (North Florida Christian HS)...signed on June 14, 2016.
 Signed By: Brett Campbell

2018: Tabbed the 4th-best prospect in the Texas farm system entering the season...underwent 'Tommy John' ligament transplant surgery on 3/28/18 and missed the entire season...**2017:** Tabbed the top prospect in the Northwest League by *Baseball America*, leading the circuit with 87 strikeouts...matched the 3rd-highest strikeout total in the NWL since 2006...earned spots on both the NWL mid-season and postseason All-Star teams...held opponents to a .234/.344/.360/.704 slash line, whiffing 34.8% of all batters faced (87 of 250)...had the 2nd-most walks (35) in the NWL...permitted 2-or-fewer runs in 8 of 13 outings along with 8+ strikeouts in 5 starts...tossed 4.0 hitless innings on 6/28 vs. Tri-City and registered a season-best 10 strikeouts on 8/18 vs. Vancouver...**2016:** Recorded 9 strikeouts over 7.2 innings in 4 games/2 starts in his 1st pro season...**Notes:** Named an Under Armour All-American and All-Big Bend Pitcher of the Year as a senior at North Florida Christian High School in Tallahassee, Florida...was 9-2 with a 0.90 ERA, five shutouts, and 104 strikeouts in 90.0 innings, while holding opponents to a .122 batting average...threw a no hitter against Chiles High School...rated as the 12th-best high school pitcher in the draft and the 6th-best high school left-hander by *Baseball America*...had committed to Florida State University...as a prep, studied video of current Texas left-hander Cole Hamels.

YEAR	CLUB	W-L	ERA	G	GS	CG	SHO	SV	IP	H	R	ER	HR	HB	BB-I	SO	WP	BK	
2016	AZL Rangers	0-0	4.70	4	2	0	0	0	7.2	11	4	4	0	0	6-0	9	2	0	
2017	Spokane	3-2	3.61	13	13	0	0	0	57.1	50	27	23	5	1	35-0	87	6	1	
2018	INJURED - DID NOT PITCH																		
MINOR TOTALS		3-2	3.74	17	15	0	0	0	65.0	61	31	27	5	1	41-0	96	8	1	

RATLIFF, TYLER

INF

Height: 6-2 Weight: 210 Born: Nov. 2, 1995 in Alexandria, VA
 Bats: Right Throws: Right Resides: Alexandria, VA
 Opening Day Age: 23
 Acquired: Selected in the 17th round of the 2017 June Draft (Marshall U.)...signed June 20, 2017.
 Signed by: Brian Matthews

2018: Established career highs in games (93) and HR (8) with Hickory...increased walk rate (9.5 PA/BB) from previous season, but also saw rise in strike-out rate (3.8 PA/SO)...spent majority of time at third base (45 GS) and also appeared at first base and right field...**2017:** Selected to the Northwest League All-Star team in 1st pro season, combining to bat .299/.361/.450/.811 in 57 G with the AZL Rangers and Spokane...started pro career with AZL Rangers and went 17-for-34 in 8 G before promotion to Spokane on 7/5...ranked among the Spokane team leaders in walks (2nd, 17), doubles (3rd, 13), HR (3rd, 6), and RBI (7th, 25) despite joining the club in July...**Notes:** Named to the American Baseball Coaches Association (ABCA) Midwest All-Region Second Team and was a Louisville Slugger National Player of the Week as a sophomore at Marshall...was the Thundering Herd's primary third baseman, but also made 4 appearances on the mound...was an All-Region selection with a 3.95 GPA at T.C. Williams (VA) HS.

YEAR	CLUB	AVG	G	AB	R	H	TB	2B	3B	HR	RBI	SH	SF	BB-I	SO	SB	CS	HP	GDP	OBP	SLG
2017	AZL Rangers	.500	8	34	13	17	21	4	0	0	9	0	0	3-0	5	0	0	0	0	.541	.618
	Spokane	.264	49	197	27	52	83	13	0	6	25	0	1	17-0	44	2	1	3	2	.330	.421
2018	Hickory	.216	93	291	39	63	94	7	0	8	26	0	0	35-0	87	1	1	8	4	.317	.323
MINOR TOTALS		.253	150	522	79	132	198	24	0	14	60	0	1	55-0	136	3	2	11	6	.336	.379

REED, TYREQUE

1B/OF

Height: 6-1 Weight: 250 Born: June 6, 1997 in Houlika, MS
 Bats: Right Throws: Right Resides: Houlika, MS
 Opening Day Age: 21
 Acquired: Selected in the 8th round of the 2017 June Draft (Itawamba (MS) JC)...signed June 23, 2017.
 Signed by: Brian Morrison

2018: Ranked among South Atlantic League leaders in OPS (3rd, .846), SLG (3rd, .503), home runs (T6th, 18), and doubles (T11th, 27)...opened the season in extended spring training and did not join Hickory until 5/9...batted .226/.284/.406/.690 (35-155) over 1st 43 G with the Crawdads and then .300/.387/.579/.966 (57-190) over final 54 contests...had the 17th-highest OPS among all minor league players from 7/1 through the end of the season...

named SAL Player of the Week for 7/30-8/5...**2017:** Selected to the AZL Postseason All-Star team...reached safely in 32 of 34 games played...fell shy of qualifying for league leader status due to a shoulder injury, but had the 4th-highest OPS (1.089) in a rookie league prior to the injury on 8/3...returned from the injury on 8/27 and hit safely in each of his final 6 G at 7-for-20 (.350) with 2 BB...**Notes:** Led the NJCAA Division II in AVG, OBP, SLG, HR, and BB as a sophomore at Itawamba JC in Fulton, MS...was a unanimous first team selection on the MACJC All-State and NJCAA Region 23 list of honorees...batted .504/.638/.943 (71-141) with 15 doubles, 1 triples, 15 home runs, 57 RBI, 46 BB and just 11 K...named the Division 4, 1A Most Outstanding Offensive Player at Houlika (MS) HS, where he also starred a running back on the gridiron and in basketball...had committed to Mississippi State...hometown of Houlika hosted a parade in his honor following the signing of his 1st pro contract.

YEAR	CLUB	AVG	G	AB	R	H	TB	2B	3B	HR	RBI	SH	SF	BB-I	SO	SB	CS	HP	GDP	OBP	SLG
2017	AZL Rangers	.350	35	120	35	42	74	13	2	5	29	0	1	22-1	26	3	1	2	3	.455	.617
2018	Hickory	.267	97	344	48	92	173	27	0	18	53	0	1	32-0	102	1	0	8	9	.343	.503
MINOR TOTALS		.289	132	464	83	134	247	40	2	23	82	0	2	54-1	128	4	1	10	12	.374	.532

RICHARDSON, GLEN **RHP**

Height: 6-1 Weight: 210 Born: July 30, 1998 in North Canton, OH
 Bats: Right Throws: Right Resides: North Canton, OH
 Opening Day Age: 21
 Acquired: Selected in the 29th round of the 2018 June Draft (Sinclair (OH) CC)...signed on June 14, 2018.
 Signed By: Chris Collias

2018: Did not see official game action while rehabbing from Aug. 2017 right elbow surgery...**Notes:** Pitched at Sinclair Community College in Ohio and missed the entire 2018 season while recovering from Tommy John surgery...with Sinclair in 2017, went 5-0 with a 2.91 ERA and 65 strikeouts in 43.1 innings...had committed to the University of Cincinnati prior to signing with Texas...attended Jackson (OH) High School.

RICUMSTRICK, OBIE **INF/OF**

Height: 6-2 Weight: 170 Born: July 20, 1998 in Mount Pleasant, MI
 Bats: Right Throws: Right Resides: Mount Pleasant, MI
 Opening Day Age: 20
 Acquired: Selected in the 11th round of the 2017 June Draft (Mount Pleasant (MI) HS)...signed June 20, 2017.
 Signed By: Roger Coryell

2018: Combined to bat .193 (22-114) in 33 G with Spokane and AZL Rangers...**2017:** Saw action at shortstop, third base, and all 3 outfield spots in 1st pro season...batted .295/.366/.361/.727 over 1st 16 G and .169/.264/.195/.459 over final 23 G...**Notes:** Was a 3-sport standout in baseball, basketball, and football at Mount Pleasant HS...had originally committed to the U. of Cincinnati to play baseball...received scholarship offers for both baseball and football at Big 10, Big 12, and MAC schools...father, George, is the defensive line coach at Central Michigan, where he was an All-Mid-American conference linebacker.

YEAR	CLUB	AVG	G	AB	R	H	TB	2B	3B	HR	RBI	SH	SF	BB-I	SO	SB	CS	HP	GDP	OBP	SLG
2017	AZL Rangers	.225	39	138	17	31	37	6	0	0	18	0	2	15-1	44	9	1	3	1	.310	.268
2018	Spokane	.119	13	42	3	5	12	1	0	2	3	0	0	1-0	25	0	0	2	1	.178	.286
	AZL Rangers	.236	20	72	13	17	27	2	1	2	8	0	1	7-0	32	4	1	2	0	.317	.375
MINOR TOTALS		.210	72	252	33	53	76	9	1	4	29	0	3	23-1	101	13	2	7	2	.291	.302

RIVERA, EUDYS **OF**

Height: 6-1 Weight: 152 Born: June 3, 1997 in Puerto Plata, Dominican Republic
 Bats: Right Throws: Right Resides: Puerto Plata, Dominican Republic
 Opening Day Age: 21
 Acquired: Signed as a non-drafted free agent on June 26, 2014.
 Signed By: Willy Espinal

2018: Missed entire season with a dislocated right shoulder...**2014-17:** Spent 4 seasons in the DSL, combining to bat .227.

YEAR	CLUB	AVG	G	AB	R	H	TB	2B	3B	HR	RBI	SH	SF	BB-I	SO	SB	CS	HP	GDP	OBP	SLG
2014	DSL Rangers 2	.195	37	113	12	22	23	1	0	0	4	3	0	12-0	36	1	3	6	1	.305	.204
2015	DSL Rangers 2	.239	29	88	11	21	24	3	0	0	8	3	1	12-0	16	7	2	3	1	.346	.273
2016	DSL Rangers 2	.207	38	111	21	23	27	4	0	0	12	3	2	13-0	26	6	2	1	2	.291	.243
2017	DSL Rangers 1	.262	48	141	25	37	46	3	3	0	11	2	1	17-0	23	11	3	4	2	.356	.326
2018																					
INJURED - DID NOT PLAY																					
MINORS TOTALS		.227	152	453	69	103	120	11	3	0	35	11	4	54-0	101	25	10	14	6	.326	.265

ROBERT, DANIEL **RHP**

Height: 6-4 Weight: 210 Born: Aug. 30, 1994 in Hoover, AL
 Bats: Left Throws: Right Resides: Hoover, AL
 Opening Day Age: 24
 Acquired: Selected in the 21st round of the 2017 June Draft (Auburn U.)...signed on May 10, 2018.
 Signed By: Brian Morrison

2018: Did not see official game action after right elbow surgery on 6/28/17.

ROBERTS, KYLE **LHP**

Height: 6-6 Weight: 210 Born: Oct. 22, 1996 in Livonia, MI
 Bats: Left Throws: Left Resides: Dearborn Heights, MI
 Opening Day Age: 22
 Acquired: Selected in the 5th round of the 2016 June Draft (Henry Ford (MI) CC)...signed on June 22, 2016.
 Signed By: Roger Coryell

2018: Missed entire season with right wrist sprain...**2017:** Missed entire season with left shoulder impingement...**2016:** Made 4 relief appearances for the AZL Rangers...**Notes:** Went 4-3 with a 2.70 ERA and 51 strikeouts over 10 games/8 starts for Henry Ford Community College in Dearborn, MI...garnered All-MCCAA honorable mention honors in his only season at Henry Ford...was also a two-year letter winner at Allen Park (MI) High School, where he was named to the News Herald Downriver Dream Team (OF) for the 2012-13 season...had committed to Central Michigan University.

YEAR	CLUB	W-L	ERA	G	GS	CG	SHO	SV	IP	H	R	ER	HR	HB	BB-I	SO	WP	BK
2016	AZL Rangers	0-2	11.81	4	0	0	0	0	5.1	9	11	7	2	0	6-0	5	2	1
2017	AZL Rangers								INJURED - DID NOT PITCH									
2018	AZL Rangers								INJURED - DID NOT PITCH									

ROBERTSON, WES**RHP**

Height: 6-2 Weight: 190 Born: March 11, 1996 in Cheshire, CT
 Bats: Right Throws: Right Resides: Cheshire, CT
 Opening Day Age: 23
 Acquired: Signed as a non-drafted free agent on June 21, 2017.
 Signed By: Takeshi Sakurayama

2018: Combined to go 2-1 with a 1.37 ERA (3 ER/19.2 IP) in 16 G with the AZL Rangers and Spokane...made season debut with AZL Rangers before promotion to Spokane on 7/14...did not allow an earned run across 11.1 IP during 9-G span from 7/22-8/25. **2017:** Appeared in 9 G with the AZL Rangers in 1st professional season...**Notes:** Spent the majority of his college career as a catcher before making the transition to pitcher due to injuries...logged 3.2 IP during his junior campaign...earned all-conference and all-division honors at Cheshire (CT) HS.

YEAR	CLUB	W-L	ERA	G	GS	CG	SHO	SV	IP	H	R	ER	HR	HB	BB-I	SO	WP	BK
2017	AZL Rangers	0-0	4.50	9	0	0	0	0	8.0	10	4	4	0	0	7-0	9	2	0
2018	AZL Rangers	0-0	0.00	2	0	0	0	1	2.0	0	0	0	0	0	1-0	6	0	0
	Spokane	2-1	1.53	14	0	0	0	0	17.2	18	6	3	0	0	8-0	13	2	0
MINOR TOTALS		2-1	2.28	25	0	0	0	1	27.2	28	10	7	0	0	16-0	28	4	0

RODRIGUEZ, KEYBER MOISES**SS**

Height: 5-10 Weight: 155 Born: Oct. 24, 2000 in Aragua, Venezuela
 Bats: Switch Throws: Right Resides: Aragua, Venezuela
 Opening Day Age: 18
 Acquired: Signed as a non-drafted free agent on July 2, 2017
 Signed By: Carlos Gonzalez

2017: Made pro debut with DSL Rangers2...**2017:** Did not play after signing 1st professional contract...was rated as the club's 20th-best prospect following the season by *Baseball America*...**Notes:** Ranked as the 19th-best prospect in the 2017 international class by MLB.com.

YEAR	CLUB	AVG	G	AB	R	H	TB	2B	3B	HR	RBI	SH	SF	BB-I	SO	SB	CS	HP	GIDP	OBP	SLG
2018	DSL Rangers2	.254	51	193	35	49	70	6	6	1	26	2	3	24-1	36	4	3	2	6	.338	.363

RODRÍGUEZ, RICARDO**RHP**

Height: 6-2 Weight: 250 Born: Aug. 31, 1992 in Maracay, Venezuela
 Bats: Right Throws: Right Resides: Maracay, Venezuela
 Opening Day Age: 26
 Acquired: Signed as a non-drafted free agent on Dec. 13, 2010.
 Signed By: Rafic Saab and Mike Daly

2018: Had 4 appearances over 2 stints with Texas (6/18-20 and 7/5-20) after opening the year on the 60-day DL with right biceps tendinitis (3/26-5/29)...split balance of campaign between Round Rock and Frisco, combining to go 1-2 with a 2.51 ERA (8 ER/28.2 IP) in 25 G...his 1.3 BB/9 figure was a career low...had arthroscopic surgery on right shoulder in December...was not tendered a contract prior to the deadline on 11/30, making him a free agent, but re-signed with the organization on 2/5/19...**2017:** Opened campaign in High-A and finished season in the majors, compiling a 6.23 ERA (9 ER/13.0 IP) and 1.615 WHIP in 16 G with the Rangers...made ML debut on 8/14 vs. DET, whiffing 2 of 3 BF...named organization's Minor League Reliever of the Year after leading all Texas farmhands in saves...combined to go 5-1 with 17 saves, 1.34 ERA (7 ER/47.0 IP) in 35 G with Down East and Frisco, averaging 11.7 SO/9 and 1.9 BB/9...retired 45 consecutive BF from 5/14-6/28. **2016:** Missed entire season following Tommy John ligament transplant surgery on 8/12/15 performed by Dr. Keith Meister...**2015:** Limited to 7 relief appearances due to a lengthy stint on the DL...opened the season in extended spring training and was promoted to Round Rock on 6/19...made a pair of relief appearances with the Express and was transferred to Hickory on 6/27...on DL, 7/22-end of the season, with right biceps tendinitis...**2014:** Was 3-4, 2.83 (19 ER/60.1 IP) over 12 starts with Hickory...went 2-1, 3.40 (16 ER/42.1 IP) with one save as a reliever...**2013:** Started the season with the DSL Rangers, eventually rising to Spokane in his stateside debut...combined to go 0-4 with a 3.09 ERA (11 ER/32.0 IP) and 12 saves with the DSL Rangers, AZL Rangers, and Spokane...opened the season with the DSL Rangers, was promoted to AZL Rangers on 6/18, then rose to Spokane on 8/4...**2012:** Led the DSL Rangers1 in appearances (26) and strikeouts (54)...**2011:** Made pro debut with the DSL Rangers...**Notes:** Ricardo Jose Rodriguez...attended E.T.P. Maracay HS in Venezuela, where he played amateur baseball in Liga Criollitos with Team Osos and Libertad.

YEAR	CLUB	W-L	ERA	G	GS	CG	SHO	SV	IP	H	R	ER	HR	HB	BB-I	SO	WP	BK
2011	DSL Rangers	4-1	4.05	11	0	0	0	1	20.0	21	10	9	0	2	6-0	21	0	1
2012	DSL Rangers	3-3	2.87	26	0	0	0	2	47.0	46	19	15	0	4	13-0	54	1	1
2013	DSL Rangers	0-1	1.80	6	0	0	0	4	5.0	4	1	1	0	0	2-0	3	0	0
	AZL Rangers	0-1	1.59	13	0	0	0	7	17.0	14	3	3	0	1	2-0	28	3	0
	Spokane	0-2	6.30	7	0	0	0	1	10.0	13	9	7	2	0	2-0	11	1	0
2014	Hickory	5-5	3.07	29	12	0	0	1	102.2	101	45	35	7	3	28-0	72	5	1
2015	Round Rock	0-0	3.00	2	0	0	0	0	3.0	1	1	1	0	0	2-0	0	0	0
	Hickory	1-0	3.00	5	0	0	0	1	12.0	17	6	4	0	0	2-0	9	1	0
2016									INJURED - DID NOT PITCH									
2017	Down East	3-1	1.41	23	0	0	0	12	32.0	15	5	5	0	1	9-1	44	0	1
	Frisco	2-0	1.20	12	0	0	0	5	15.0	9	2	2	1	1	1-0	17	1	0
	Texas	0-1	6.23	16	0	0	0	1	13.0	17	9	9	3	1	4-0	11	0	0
2018	Texas	0-0	4.05	4	0	0	0	0	6.2	11	3	3	0	0	1-1	3	0	0
	Frisco	0-0	3.00	3	0	0	0	0	3.0	2	1	1	1	0	0-0	1	0	0
	Round Rock	1-2	2.45	22	0	0	0	3	25.2	20	8	7	1	0	4-0	27	0	0
MAJOR TOTALS		0-1	5.49	20	0	0	0	1	19.2	28	12	12	3	1	5-1	14	0	0
MINOR TOTALS		19-16	2.77	159	12	0	0	37	292.1	263	110	90	12	12	71-1	287	12	4



RODRIGUEZ, YERRY

RHP

Height: 6-2 Weight: 180 Born: Oct. 15, 1997 in Santiago, Dominican Republic
 Bats: Right Throws: Right Resides: Santiago, Dominican Republic
 Opening Day Age: 21
 Acquired: Signed as a non-drafted free agent on Sept. 2, 2015
 Signed By: Willy Espinal

2018: Registered the 2nd-lowest qualifying ERA among Texas farmhands (2.64-Tyler Phillips)...pitched stateside for the 1st time in his career, beginning campaign with the AZL Rangers before promotion to Spokane for the final month of the season...ranked among AZL leaders (min. 35 IP) in BB/9 (1st, 0.70), SO/9 (1st, 12.91) and WHIP (16th, 1.07)...tossed quality starts in 3 of 4 outings for Spokane...matched the longest scoreless outing of his career on 8/17 at Vancouver (7.0 SHO IP, 4 H, 1 BB, 6 SO)...made 2 postseason starts for the Indians, including Game 1 of the NWL Semifinals: 0-1, 6.23 (6 ER/8.2 IP)...**2017:** Had one start with the DSL Rangers 1...**2016:** Made pro debut with DSL Rangers2.

YEAR	CLUB	W-L	ERA	G	GS	CG	SHO	SV	IP	H	R	ER	HR	HB	BB-I	SO	WP	BK
2016	DSL Rangers2	4-3	2.66	16	6	0	0	2	50.2	53	19	15	0	4	10-0	38	8	0
2017	DSL Rangers1	1-0	0.00	2	1	0	0	0	6.0	6	0	0	0	0	1-0	3	0	0
2018	AZL Rangers	2-2	3.52	8	6	0	0	0	38.1	38	16	15	1	2	3-0	55	0	0
	Spokane	3-0	1.82	4	4	0	0	0	24.2	22	6	5	2	1	5-0	27	1	0
MINOR TOTALS		10-5	2.63	30	17	0	0	2	119.2	119	41	35	3	7	19-0	123	9	0

ROLLIN, FRANKLIN

OF

Height: 5-11 Weight: 165 Born: Aug. 26, 1995 in La Romana, Dominican Republic
 Bats: Right Throws: Right Resides: La Romana, Dominican Republic
 Opening Day Age: 23
 Acquired: Signed as a non-drafted free agent on Nov. 9, 2013.
 Signed by: Danilo Troncoso

2018: Combined to bat .240 (76-317) with 7 HR and 25 RBI in 96 G with each of Texas' top four affiliates...batted .211 (34-161) through 50 G before posting .269 (42-156) mark in final 46 G...batted .231 (6-26) in 12 G for Toros in the Dominican Winter League...**2017:** Combined to bat .223 (79-354) with 5 HR and 36 RBI in a career-high 102 G with Down East, Hickory, and Spokane...outside of appearances with Down East and Spokane from 6/23-7/6, spent entire season with Hickory...batted .253 (50-198) in 52 G in 1st stint with Hickory before hitting .205 (24-117) in final 38 G with Hickory...**2016:** Led the DSL in batting (.377), runs (64), hits (93), and stolen bases (36)...tied for the league lead in triples (11) and caught stealings (9)...**2015:** Returned to the DSL and led the DSL Rangers1 in runs (50), hits (76), and stolen bases (12)...**2014:** In pro debut, ranked among DSL Rangers2 leaders in runs (1st, 68), games (1st, 70), triples (T1st, 5), hits (2nd, 78), stolen bases (2nd, 23), and doubles (T2nd, 15)...the 68 runs scored led the DSL circuit...**Notes:** Signed by Texas as a non-drafted free agent on 11/9/13.

YEAR	CLUB	AVG	G	AB	R	H	TB	2B	3B	HR	RBI	SH	SF	BB-I	SO	SB	CS	HP	GDP	OBP	SLG
2014	DSL Rangers2	.269	70	290	68	78	106	15	5	1	28	3	4	15-0	46	23	7	30	7	.363	.366
2015	DSL Rangers1	.313	63	243	50	76	97	8	5	1	32	8	3	23-0	27	12	10	9	6	.388	.399
2016	DSL Rangers1	.377	61	247	64	93	139	12	11	4	36	3	1	23-1	26	36	13	6	2	.440	.563
2017	Hickory	.235	92	315	42	74	111	12	5	5	35	1	2	9-0	67	16	9	6	5	.268	.352
	Down East	.139	9	36	4	5	7	2	0	0	1	0	0	3-0	7	1	0	0	1	.205	.194
	Spokane	.000	1	3	0	0	0	0	0	0	0	0	0	0-0	2	0	0	0	0	.000	.000
2018	Down East	.222	58	189	23	42	62	6	1	4	13	1	3	20-0	34	4	3	3	4	.302	.328
	Hickory	.296	9	27	6	8	12	1	0	1	2	0	0	5-0	3	8	2	0	1	.406	.444
	Round Rock	.235	19	68	8	16	23	4	0	1	5	1	0	4-0	9	2	4	1	1	.288	.338
	Frisco	.303	10	33	5	10	18	3	1	1	5	0	0	2-0	8	3	0	1	1	.361	.545
MINOR TOTALS		.277	392	1451	270	402	575	63	28	18	157	17	13	104-1	229	105	48	56	28	.346	.396

ROSARIO, LUIS

RHP

Height: 5-11 Weight: 165 Born: Feb. 8, 1997 in Tenares, Dominican Republic
 Bats: Right Throws: Right Resides: Tenares, Dominican Republic
 Opening Day Age: 21
 Acquired: Signed as a non-drafted free agent on Feb. 13, 2014.
 Signed By: Willy Espinal

2018: Combined to go 1-4 with a 5.65 ERA (23 ER/36.2 IP) in 13 G/6 GS with Spokane and AZL Rangers...was 1-1 with a 3.63 ERA (7 ER/17.1 IP) in 7 relief outings compared to 0-3 with a 7.45 ERA (16 ER/19.1 IP) in 6 starts...**Notes:** Twin brother, Ronald, is an outfielder in the Seattle organization.

YEAR	CLUB	W-L	ERA	G	GS	CG	SHO	SV	IP	H	R	ER	HR	HB	BB-I	SO	WP	BK
2014	DSL Rangers2	2-3	5.37	17	11	0	0	1	58.2	79	43	35	4	2	20-0	45	7	0
2015	DSL Rangers1	7-0	3.30	12	12	0	0	0	62.2	69	30	23	3	3	6-0	46	3	1
2016	DSL Rangers2	6-5	4.13	12	12	1	1	0	61.0	83	38	28	2	2	8-0	46	6	0
2017	DSL Rangers1	2-3	1.69	10	9	0	0	0	48.0	34	23	9	1	2	3-0	43	7	1
2018	AZL Rangers	1-3	4.72	12	6	0	0	0	34.1	33	19	18	3	2	15-1	38	6	1
	Spokane	0-1	19.29	1	0	0	0	0	2.1	8	7	5	0	0	1-1	1	1	0
MINOR TOTALS		18-15	3.98	64	50	1	1	2	267.0	306	160	118	13	11	53-2	219	30	3

SCOTT, PRESTON

3B

Height: 6-2 Weight: 210 Born: Nov. 15, 1993 in Hanford, CA
 Bats: Right Throws: Right Resides: Hanford, CA
 Opening Day Age: 25
 Acquired: Selected in the 34th round of the 2016 June Draft (Fresno Pacific (CA) U)...signed June 14, 2016.
 Signed by: Butch Metzger

2018: Combined to bat .237 (78-329) with 7 HR and 38 RBI in 97 G with Down East and Hickory...began season with Down East and was transferred to Hickory on 5/20...**2017:** Combined to bat .256 (78-305) with 8 HR and 31 RBI over 93 G with Hickory and Down East...opened the season with Hickory and was on the disabled list, 5/2-31, with left thumb strain...**2016:** Had the highest OBP (.382) among Spokane players with at least 150 at-bats...**Notes:** Named all-region, All-PacWest First Team, and Academic All-District as senior at Fresno Pacific University...set a school record with a 26-game hit streak as

a senior...also attended Fresno City College...was league MVP and first team All-Fresno Bee at Hanford (CA) HS under head coach Tim Scott, his father... Tim had 276 relief appearances over seven Major League seasons with San Diego, Montreal, San Francisco, and Colorado.

FRONT OFFICE

YEAR	CLUB	AVG	G	AB	R	H	TB	2B	3B	HR	RBI	SH	SF	BB-I	SO	SB	CS	HP	GDP	OBP	SLG
2016	Spokane	.239	47	163	28	39	47	6	1	0	14	0	2	30-0	49	3	1	9	2	.382	.288
2017	Hickory	.254	20	67	10	17	34	6	1	3	7	0	1	9-0	22	4	0	3	0	.363	.507
	Down East	.256	73	238	32	61	94	14	2	5	24	3	1	23-0	54	5	3	10	5	.346	.395
2018	Down East	.198	24	81	7	16	25	2	2	1	12	0	0	6-0	39	1	1	3	2	.278	.309
	Hickory	.250	73	248	24	62	95	13	1	6	26	0	3	16-0	59	8	1	7	4	.310	.383
MINOR TOTALS		.245	237	797	101	195	295	41	7	15	83	3	7	84-0	223	21	6	32	13	.338	.370

SEISE, CHRISTOPHER

SS

Height: 6-2 Weight: 175 Born: Jan. 6, 1999 in Schenectady, NY
 Bats: Right Throws: Right Resides: Winter Garden, FL
 Opening Day Age: 20
 Acquired: Selected in the first round (29th overall) of the 2017 June Draft (West Orange (FL) HS)...signed June 16, 2017.
 Signed By: Brett Campbell

2018: Underwent right shoulder surgery on 5/30 and missed the entire season...entered the season as organization's 10th-best prospect according to *Baseball America*...**2017:** Earned Postseason All-Star honors in the Arizona League and was named the 12th-best prospect on the circuit by *Baseball America*...batted .284/.330/.400/.730 (61-215) in 51 games with the AZL Rangers and Spokane...began pro career with AZL Rangers and was 0-for-4 with 3 K in debut before hitting .348/.408/.527/.935 (39-112) over final 26 games with the club...was promoted to Spokane on 8/3 for the remainder of the season... was 4-for-36 (.111) in 1st 9 G with the Indians and 18-for-64 (.286) in final 15 G...participated in the fall instructional league...**Notes:** Batted .413 (31-for-75) with 31 R, 24 RBI, and 16 XBH as a senior at West Orange High School in Winter Garden, FL...high school teammate of 2016 3rd round pick Kole Enright... also played for the Orlando Scorpions travel team, alongside 2016 first-round pick Cole Ragans...brother, Anthony, was selected by the Colorado Rockies in the 20th round of the 2012 June Draft...had committed to the University of Central Florida.

COACHES

YEAR	CLUB	AVG	G	AB	R	H	TB	2B	3B	HR	RBI	SH	SF	BB-I	SO	SB	CS	HP	GDP	OBP	SLG
2017	AZL Rangers	.336	27	116	23	39	59	5	3	3	27	0	1	9-0	30	5	0	3	0	.395	.509
	Spokane	.222	24	99	10	22	27	3	1	0	9	0	1	4-0	30	1	1	0	2	.250	.273
2018	INJURED - DID NOT PLAY																				
MINOR TOTALS		.284	51	215	33	61	86	8	4	3	36	0	2	13-0	60	6	1	3	2	.330	.400

SMITH, CHAD WESLEY

OF

Height: 6-2 Weight: 193 Born: Sept. 30, 1997 in Snellville, GA
 Bats: Left Throws: Left Resides: Snellville, GA
 Opening Day Age: 21
 Acquired: Selected in the 5th round of the 2015 June Draft (South Gwinnett (GA) HS)...signed June 16, 2015.
 Signed By: Derrick Tucker

2018: Appeared in 15 G on rehab assignment with Hickory and AZL Rangers...was on DL, 5/1-end of season, with right shoulder strain...**2017:** Appeared in 39 G with Spokane before season-ending shoulder injury...**2016:** Received All-Star honors in the Northwest League after opening the season as the 2nd-youngest player on the circuit...ranked among the Spokane team leaders in doubles (2nd), RBI (3rd), and home runs (T3rd)...logged time at all 3 outfield spots...hit .312 (.24-.77) over 1st 18 games, but batted .187 (.25-134) over next 35 games to drop season average to .232...**2015:** Logged time at all 3 outfield spots and first base for the AZL Rangers...**Notes:** Was a two-time Georgia 6A All-Region 8 first-team selection at South Gwinnett (GA) High School... chosen as a 2015 Perfect Game 2nd Team All-American and Southeast All-Region 1st Team...listed just outside of *Baseball America's* top-50 outfield prospects and was ranked at No. 196 in the publication's Top-200 Prospects list (99th among position players)...*Baseball America* also tabbed him the 13th-best prospect in the state of Georgia...was the sixth-youngest position player in the 2015 draft at 17 years, 252 days...had committed to the University of Georgia.

PLAYERS

YEAR	CLUB	AVG	G	AB	R	H	TB	2B	3B	HR	RBI	SH	SF	BB-I	SO	SB	CS	HP	GDP	OBP	SLG
2015	AZL Rangers	.218	47	165	13	36	52	7	3	1	23	0	0	8-0	56	3	4	2	1	.263	.315
2016	Spokane	.242	61	236	29	57	79	13	0	3	25	0	2	23-1	73	4	0	2	2	.312	.335
2017	Spokane	.277	39	141	24	39	63	15	0	3	13	0	0	16-1	50	11	3	1	1	.354	.447
2018	AZL Rangers	.000	2	3	0	0	0	0	0	0	0	0	0	2-0	3	0	1	0	0	.400	.000
	Hickory	.095	13	42	4	4	7	1	1	0	2	1	0	3-0	19	0	1	0	1	.156	.167
MINOR TOTALS		.232	162	587	70	136	201	36	4	7	63	1	2	52-2	201	18	9	5	5	.299	.342

SMITH, JOSH

LHP

Height: 6-5 Weight: 205 Born: Feb. 5, 1997 in Saline, MI
 Bats: Left Throws: Left Resides: Saline, MI
 Opening Day Age: 22
 Acquired: Selected in the 25th round of the 2018 June Draft (Grand Valley St. (MI) U.)...signed June 19, 2018.
 Signed By: Chris Collias

2018: Did not see official game action due to injury prior to draft...**Notes:** Pitched one season at Grand Valley State University...in 2018, went 2-1 with a 1.12 ERA and 25 strikeouts in 24.0 innings while limiting opponents to .129 average...transferred from the University of Kentucky, where he made 8 appearances in 2016-17...attended Saline (MI) High School...father, David, played basketball at the University of Michigan-Dearborn.

SNYDER, NICK

RHP

Height: 6-4 Weight: 180 Born: Oct. 10, 1995 in Palm City, FL
 Bats: Right Throws: Right Resides: Palm City, FL
 Opening Day Age: 23
 Acquired: Selected in the 19th round of the 2017 June Draft (Indian River State (FL) College)...signed June 23, 2017.
 Signed By: Cliff Terracuso

2018: Worked exclusively in relief in return to the AZL Rangers...opposition batted .309/.377/.455/.832...**2017:** Appeared in 5 G with the AZL Rangers in 1st pro season...**Notes:** Was a shortstop at Indian River State College, and earned Florida NJCAA Defensive Player of the Year honors in 2017...logged just 4 G/2.2 IP on the mound.

2018 REVIEW

OPPONENTS

RECORDS

DEVELOPMENT

MEDIA



YEAR	CLUB	W-L	ERA	G	GS	CG	SHO	SV	IP	H	R	ER	HR	HB	BB-I	SO	WP	BK
2017	AZL Rangers	0-0	1.29	5	0	0	0	0	7.0	6	2	1	0	1	0-0	6	0	0
2018	AZL Rangers	1-0	6.00	12	0	0	0	0	12.0	17	9	8	0	0	6-0	12	3	0
MINOR TOTALS		1-0	4.26	17	0	0	0	0	19.0	23	11	9	0	1	6-0	18	3	0

SPEAS, ALEX JOVAUGHN

RHP

Height: 6-4 Weight: 180 Born: March 4, 1998 in Powder Springs, GA
 Bats: Right Throws: Right Resides: Desoto, TX
 Opening Day Age: 21
 Acquired: Selected in the 2nd round of the 2016 June Draft (McEachern (GA) HS)...signed June 14, 2016.
 Signed By: Derrick Tucker

2018: Chosen as the 26th-best prospect in the Texas system prior to the season by *Baseball America*...limited to just 28.2 IP before season-ending Tommy John ligament surgery on 6/25...prior to the injury, averaged a career-best 15.4 SO/9 and held opposing batters to a .155 average (16-103)...
2017: Split campaign between the Spokane rotation and bullpen in 1st full season...ranked the 12th-best prospect in the Northwest League by *Baseball America*...was 0-6, 10.89 (23 ER/19.0 IP) as a starter and 1-0, 0.00 (0 ER/14.2 IP) as a reliever...began the season in the Spokane rotation and took the loss in 6 of 7 outings with opponents batting .304/.414/.570/.984...moved to the bullpen on 7/30 and allowed 5 R-0 ER over 14.2 IP, while holding opposing batters to a .098/.242/.137/.379 slash line...whiffed 29 of 63 (46.0%) batters faced as a reliever...opponents were 0-for-21 with 15 SO in 7.0 scoreless innings over his final 4 outings...**2016:** Tossed 8.1 scoreless innings with 11 strikeouts over 4 games/3 starts in his pro debut...**Notes:** Graduated from McEachern High School in Powder Springs, Georgia, where he was an Under Armour All-American as a senior...was rated the 41st-best prospect overall by *Baseball America*, while the same publication tabbed the 18-year-old as the 11th-best high school pitching prospect...had committed to Auburn University.

YEAR	CLUB	W-L	ERA	G	GS	CG	SHO	SV	IP	H	R	ER	HR	HB	BB-I	SO	WP	BK
2016	AZL Rangers	0-0	0.00	4	3	0	0	0	8.1	4	0	0	0	1	7-0	11	2	2
2017	Spokane	1-6	6.15	16	7	0	0	1	33.2	29	31	23	5	2	25-0	45	7	5
2018	Hickory	2-0	2.20	20	0	0	0	6	28.2	16	10	7	1	0	21-0	49	5	0
MINOR TOTALS		3-6	3.82	40	10	0	0	7	70.2	49	41	30	6	3	53-0	105	14	7

ST. JOHN, KENTON LOCKE (Locke)

LHP

Height: 6-2 Weight: 185 Born: Jan. 31, 1993 in Birmingham, AL
 Bats: Left Throws: Left Resides: Pell City, AL
 Opening Day Age: 26
 Acquired: Selected in the Minor League phase of the Rule 5 Draft on Dec. 14, 2017.
 Signed By: Bryson Barber (Detroit)

2018: Combined to go 6-3 with a 2.67 ERA (18 ER/60.2 IP) in 40 relief outings with Down East and Frisco...his 2.06 ERA ranked 6th in Carolina League (min. 40 IP)...began season with Down East and ended season with Frisco, one of two stints with the RoughRiders...held opponents to .218 (.46-211) average, .149 (13-87) by LHB and .266 (33-124) by RHB...posted career-high 11.6 SO/9...**2017:** Worked almost exclusively out of the bullpen for the 1st time in his career...held opponents to a .224/.281/.336/.617 slash line, including .130/.227/.221/.448 by LHB...**2016:** Was a member of the Opening Day roster at Connecticut (R) and ranked among the New York-Penn League leaders in innings (1st, 89.1), ERA (2nd, 2.12), strikeouts (T3rd, 71), wins (T4th, 6), and WHIP (10th, 1.16)...**2015:** Combined to go 3-10 with a 4.55 ERA (58 ER/114.2 IP) over 24 G/20 GS with the GCL Tigers (R), Connecticut, and Lakeland (A+)...**2014:** Was 2-4 with a 5.12 ERA (26 ER/45.2 IP) over 10 G/GS with Lakeland and the GCL Tigers in his 1st pro season...**Notes:** Originally selected by Detroit in the 32nd round of the 2014 June draft out of the University of South Alabama...ranked among the Sun Belt Conference leaders in innings (5th, 97.1), wins (6th, 6), ERA (7th, 3.24) as a junior...also attended Southern Union (AL) CC...recorded 107 strikeouts as a senior at Pell City (AL) HS.

YEAR	CLUB	W-L	ERA	G	GS	CG	SHO	SV	IP	H	R	ER	HR	HB	BB-I	SO	WP	BK
2014	GCL Tigers	0-0	1.50	2	2	0	0	0	6.0	4	1	1	0	1	3-0	7	1	0
	Lakeland	2-4	5.67	8	8	0	0	0	39.2	54	27	25	3	0	15-0	18	3	0
2015	Lakeland	2-10	5.00	19	19	0	0	0	93.2	112	59	52	2	6	39-0	47	10	0
	GCL Tigers	1-0	0.69	3	1	0	0	0	13.0	7	1	1	1	0	5-0	18	1	0
	Connecticut	0-0	5.63	2	0	0	0	0	8.0	11	5	5	1	0	1-0	11	1	0
2016	Connecticut	6-7	2.12	15	15	0	0	0	89.1	78	32	21	3	3	26-0	71	5	1
2017	West Michigan	1-5	2.94	27	1	0	0	2	64.1	54	23	21	6	3	17-0	74	3	0
2018	Down East	4-3	2.06	29	0	0	0	3	43.2	30	14	10	4	7	15-0	61	2	0
	Frisco	2-0	4.24	11	0	0	0	0	17.0	16	8	8	3	1	8-1	17	2	0
MINOR TOTALS		18-29	3.46	116	46	0	0	5	374.2	366	170	144	23	21	129-1	324	28	1

STARR, NICK

RHP

Height: 6-3 Weight: 225 Born: Dec. 3, 1996 in Memphis, TN
 Bats: Right Throws: Right Resides: Magnolia, AR
 Opening Day Age: 22
 Acquired: Signed as a minor league free agent on July 13, 2018.
 Signed By: Josh Simpson

2018: Made 4 relief appearances for the AZL Rangers in his 1st pro season...**Notes:** Originally drafted by CIN in the 19th round of the 2018 June draft, but did not sign...signed by Texas on 7/13...played collegiately at Southern Arkansas University and Connors State College...notched 6 saves at SAU in 2018, whiffing 46 batters in 31.0 innings...attended Conway (AR) High School.

YEAR	CLUB	W-L	ERA	G	GS	CG	SHO	SV	IP	H	R	ER	HR	HB	BB-I	SO	WP	BK
2018	AZL Rangers	0-1	2.70	4	0	0	0	0	3.1	3	1	1	0	0	0-0	4	2	0

TAVERAS, LEODY

OF

Height: 6-1 Weight: 171 Born: Sept. 8, 1998 in Tenares, Dominican Republic
 Bats: Switch Throws: Right Resides: Tenares, Dominican Republic
 Opening Day Age: 20
 Acquired: Signed as a non-drafted free agent on July 2, 2015.
 Signed By: Willy Espinal

2018: Represented Down East at the Carolina League All-Star Game...ranked among CL leaders in games (T2nd, 132), hits (T4th, 128), triples (T4th, 7), and stolen bases (T9th, 19)...entered season as the 3rd-youngest player in the circuit according to *Baseball America*...closed campaign with 21-G on-base streak, a stretch in which he batted .284/.351/.398/748 (25-88)...also reached safely in 16 straight G from 5/4-20 at .338 (22-65)...the switch hitter hit all 5 HR from the left side of the plate...participated in the 2018 Futures Game on 7/15 at Nationals Park in Washington D.C. as a member of the World team...started 123 games in center field and recorded career-high 13 outfield assists...rated CL's best defensive outfielder and best outfield arm by *Baseball America*...batted .229 (8-35) in 16 G for Aguilas in the Dominican Winter League. **2017:** Ranked as the 29th-best prospect in MLB.com's season-ending top prospects list...named the 3rd-best prospect in the South Atlantic League by *Baseball America*...finished T7th in the SAL with 130 hits...tied for the league lead with 128 games in the outfield, compiling a .989 fielding percentage (3 E/285 TC)...was named the organization's Minor League Defender of the Month for both April and July...began the season as the 5th-youngest player in the SAL and led the league with 134 games played and 522 at-bats. **2016:** Named the top prospect in both the Arizona and Northwest Leagues by *Baseball America* in his 1st pro season...combined to bat .271 (83-306) with 14 doubles, 6 triples, one home run, and 33 RBI over 73 games with the Dominican Rangers, Arizona Rangers, and Spokane...opened season with DSL Rangers2 and reached base safely in each of his last 8 games with the club at .500 (15-30) with 6 walks...moved stateside and joined the AZL Rangers on 6/18, recording 10 extra-base hits in his 1st 33 games with the team...promoted to Spokane on 8/3 and reached safely via hit or walk in 23 of 29 games...was 2-for-8 with a double and walk in a pair of playoff games. **2015:** Did not play after signing first professional contract...participated in the fall instructional league... **Notes:** Ranked the 3rd-best international prospect in 2015 by *Baseball America*...cousins include former Big League centerfielder Willy Taveras and former Ranger farmhand Luis Taveras, a catcher who played with the organization from 1997-2001 and reached as high as AAA.

YEAR	CLUB	AVG	G	AB	R	H	TB	2B	3B	HR	RBI	SH	SF	BB-I	SO	SB	CS	HP	GDP	OBP	SLG
2016	DSL Rangers2	.385	11	39	6	15	21	2	2	0	9	0	0	6-0	5	4	3	0	0	.467	.538
	AZL Rangers	.278	33	144	22	40	55	6	3	1	15	0	0	11-0	24	11	4	0	4	.329	.382
	Spokane	.228	29	123	14	28	36	6	1	0	9	0	2	8-0	26	3	1	0	0	.271	.293
2017	Hickory	.249	134	522	73	130	188	20	7	8	50	3	3	47-0	92	20	6	2	10	.312	.360
2018	Down East	.246	132	521	65	128	173	16	7	5	48	7	1	51-1	96	19	11	0	6	.312	.332
MINOR TOTALS		.253	339	1349	180	341	473	50	20	14	131	10	6	123-1	243	57	25	2	20	.315	.351

TAYLOR, KOBIE **OF**

Height: 6-1 Weight: 175 Born: Aug. 13, 1998 in Portsmouth, NH
 Bats: Right Throws: Right Resides: Portsmouth, NH
 Opening Day Age: 20
 Acquired: Selected in the 15th round of the 2016 June Draft (Portsmouth (NH) HS)...signed on June 22, 2016.
 Signed By: Takeshi Sakurayama

2018: Returned to the AZL Rangers and made 14 starts in left field. **2017:** Combined to bat .217/.258/.357/.615 (31-143) over 47 G with Spokane and the AZL Rangers in pro debut. **2016:** Did not appear in a game while recovering from a right thumb fracture. **Notes:** Tabled the 4th-best late round pick in the 2016 draft by *Baseball America*...was a Division II All-State selection each of his 1st three years at Portsmouth (NH) High School...limited to 12 at-bats during his senior campaign due to a broken thumb sustained while diving for a ball in center field...won a Division II championship as a freshman and was a part of Portsmouth's 89-game win streak...had committed to Vanderbilt University...brother, Keegan, was a pitcher at Northeastern University.

YEAR	CLUB	AVG	G	AB	R	H	TB	2B	3B	HR	RBI	SH	SF	BB-I	SO	SB	CS	HP	GDP	OBP	SLG
2017	Spokane	.214	34	103	13	22	40	4	2	7	0	0	0	3-1	40	1	0	3	1	.257	.388
	AZL Rangers	.225	13	40	7	9	11	2	0	0	4	0	0	2-0	15	2	2	0	0	.262	.275
2018	AZL Rangers	.155	28	84	14	13	26	3	2	2	8	0	0	5-1	41	6	0	3	1	.228	.310
MINOR TOTALS		.194	75	227	34	44	77	9	6	4	19	0	0	10-2	96	9	2	6	2	.247	.339

TEJADA, LEURY **RHP**

Height: 6-1 Weight: 160 Born: Dec. 24, 1999 in Santiago, Dominican Republic
 Bats: Right Throws: Right Resides: Bronx, NY
 Opening Day Age: 19
 Acquired: Selected in the 10th round of the 2018 June Draft (Walton (NY) HS)...signed on June 18, 2018.
 Signed By: Takeshi Sakurayama

2018: Registered 9.9 SO/9 in 8 G/2 GS with the AZL Rangers in his 1st professional season. **Notes:** Prepped at Walton High School in New York City...named 2018 Class AA Player of the Year by the New York State Sportswriters Association...during junior season in 2017, did not allow an earned run in the regular season while pitching to an 8-1 record with 44 strikeouts in 44 innings.

YEAR	CLUB	W-L	ERA	G	GS	CG	SHO	SV	IP	H	R	ER	HR	HB	BB-I	SO	WP	BK
2018	AZL Rangers	1-1	3.31	8	2	0	0	0	16.1	15	10	6	1	2	6-0	18	4	0

TEJEDA, ANDERSON **INF**

Height: 5-11 Weight: 160 Born: May 1, 1998 in Bani, Dominican Republic
 Bats: Left Throws: Right Resides: Bani, Dominican Republic
 Opening Day Age: 20
 Acquired: Signed as a non-drafted free agent on Sept. 8, 2014.
 Signed By: Roberto Aquino/Rodolfo Rosario

2018: Rated the 6th-best prospect in the Carolina League by *Baseball America*...named CL mid-season and post-season All-Star...established career highs in most offensive categories, ranking among league leaders in R (2nd, 76), TB (2nd, 205), RBI (3rd, 74), and HR (15th, 19)...HR total surpassed output from previous 2 seasons combined (18 HR in 2016-17)...rated CL's best infield arm in *Baseball America*'s best tools rankings...batted .414 (12-19) with 3 HR and 8 RBI over 7 G stretch to earn CL Player of the Week honors for 5/21-27...went 4-for-5 with 2 HR and 4 RBI on 5/27 vs. Frederick...also named CL Player of the Week for 8/13-19 after 4 multi-hit efforts in 6 G (9-for-24 over span)...on DL, 7/8-19, with left wrist tendinitis. **2017:** Entered the season ranked as the 95th-best prospect in MLB by *Baseball Prospectus*...led the South Atlantic League in triples (9) and also ranked among the league leaders in RBI (2nd, 53) and HR (T4th, 8)...saw action at both second and shortstop...had an .809 OPS vs. RHP and .429 OPS vs. LHP...hit .227/.292/.362/.653 (59-260) over 1st 76 G through 7/12...batted .284/.342/.504/.845 (40-141) over final 39 G, posting the 7th-best OPS in the SAL from 7/13 through the end of the season. **2016:** Rated as one of the top prospects in both the Northwest League (#4) and Arizona League (#11) by *Baseball America*...combined to bat .283 (76-269) with 14 doubles, 10 triples, 10 home runs, and 47 RBI over 66 games with the Dominican Rangers, AZL Rangers, and Spokane...was tied for the most triples and posted the 2nd-highest OPS among all Texas farmhands...saw action at second, third, and shortstop...opened the season with the DSL Rangers and hit safely in 9 of 11 games with the club...promoted to the AZL Rangers on 6/18 for start of AZL season and reached safely in 25 of 32 games...promoted to Spokane on 8/3 and still ranked 5th in the Northwest League with 8 home runs...homered in his Spokane debut on 8/4 and went deep in 7 of 23 games with the Indians...batted .343/.410/.771 over final 9 games. **2015:** Shuffled between Dominican clubs in his 1st pro season.



YEAR	CLUB	AVG	G	AB	R	H	TB	2B	3B	HR	RBI	SH	SF	BB-I	SO	SB	CS	HP	GDP	OBP	SLG
2015	DSL Rangers1	.277	14	47	4	13	19	2	2	0	8	0	0	8-0	11	2	2	0	1	.382	.404
	DSL Rangers2	.323	41	158	32	51	88	17	4	4	32	1	1	17-0	38	7	5	3	2	.397	.557
2016	DSL Rangers1	.262	11	42	9	11	22	2	3	1	7	0	0	5-0	4	5	0	0	0	.340	.524
	AZL Rangers	.293	32	133	22	39	66	12	6	1	21	0	1	8-0	36	1	0	0	0	.331	.496
	Spokane	.277	23	94	15	26	52	0	1	8	19	0	0	5-0	33	1	0	0	1	.313	.553
2017	Hickory	.247	115	401	68	99	165	24	9	8	53	3	4	36-0	132	10	7	2	5	.309	.411
2018	Down East	.259	121	467	76	121	205	17	5	19	74	0	3	49-2	142	11	4	3	9	.331	.439
MINOR TOTALS		.268	357	1342	226	360	617	74	30	41	214	4	9	128-2	396	37	18	8	18	.334	.460

TERRY, CURTIS MARQUIS **1B**

Height: 6-2 Weight: 256 Born: Oct. 6, 1996 in Lawrenceville, GA
 Bats: Right Throws: Right Resides: Snellville, GA
 Opening Day Age: 22
 Acquired: Selected in the 13th round of the 2015 June Draft (Archer (GA) HS)...signed June 13, 2015.
 Signed By: Derrick Tucker

2018: Named Northwest League Most Valuable Player after leading the circuit in home runs, RBI, total bases, runs, and OPS (1.040)...his .337 average was the 2nd-best mark in the organization (.366-Diosbel Arias)...batted .313/.380/.750/1.130 (20-64) with 8 HR and 21 RBI through 1st 18 G...homed in 3 straight games on 2 occasions: 6/17-19 and 6/25-27...was named NWL Player of the Week for 6/25-7/1 and 7/16-22...during the latter stretch, went 14-for-27 (.519) in 6 G, including back-to-back 4-for-5 performances 7/21-22 at Salem-Keizer...dramatically increased walk rate from previous season (9.1 PA/BB in '18, 34.9 PA/BB in '17)...doubled his previous career-high RBI total (30 RBI in '17)...named Short-Season All-Star by *Baseball America*...tabbed NWL mid-season and post-season All-Star...**2017:** Tied for the highest home run total in the Northwest League since 2012, leading the circuit with 12 long balls...was T10th in HR among all short season players...averaged a HR every 19.08 AB...batted .208/.245/.347/.592 over 1st 27 G and .297/.348/.563/.910 over final 34 contests...**2016:** Led the Arizona Rangers in doubles (17), home runs (4), and RBI (23)...**2015:** Ranked among the AZL leaders in doubles (T10th, 12)...split time between first base and designated hitter...batted .349 (15-43) with a home run and 9 RBI over final 13 games...**Notes:** Was a Perfect Game Honorable Mention All-American Southeast and All Region First Team selection at Archer (GA) High School.

YEAR	CLUB	AVG	G	AB	R	H	TB	2B	3B	HR	RBI	SH	SF	BB-I	SO	SB	CS	HP	GDP	OBP	SLG
2015	AZL Rangers	.260	36	127	17	33	50	12	1	1	24	0	1	10-0	33	2	0	1	3	.317	.394
2016	AZL Rangers	.305	39	141	20	43	74	17	1	4	23	0	1	9-0	30	0	0	3	1	.357	.525
	Spokane	.194	9	31	4	6	10	1	0	1	3	0	0	0-0	15	0	0	1	1	.219	.323
2017	Spokane	.258	61	229	26	59	107	12	0	12	30	0	0	7-0	60	3	0	8	4	.303	.467
2018	Spokane	.337	67	246	51	83	149	17	2	15	60	0	1	32-3	64	1	1	11	8	.434	.606
MINOR TOTALS		.289	212	774	118	224	390	59	4	33	140	0	3	58-3	202	6	1	24	17	.356	.504

THOMAS, RICKY TYLER (Tyler) **LHP**

Height: 6-1 Weight: 175 Born: Dec. 22, 1995 in San Diego, CA
 Bats: Right Throws: Left Resides: San Diego, CA
 Opening Day Age: 23
 Acquired: From Chicago-NL in exchange for RHP Jesse Chavez on July 19, 2018.
 Signed By: Gabe Zappin (Chicago-NL)

2018: Acquired by Texas from Chicago-NL in exchange for RHP Jesse Chavez on 7/19...combined to go 3-9 with a 3.00 ERA (35 ER/105.0 IP) in 22 G/20 GS with South Bend (A), Down East, and Hickory...joined Hickory following trade prior to promotion to Down East on 8/14...opponents batted .202 (77-382) overall, but were held to .179 (19-106) mark after trade...on disabled list, 5/23-6/5, with left rotator cuff tendinitis...**2017:** Appeared exclusively in relief for Eugene (Short-A) in his 1st professional season...posted 11.2 SO/9 while limiting opposition to .227 (15-66) average...worked 2.0 innings in 8 of 11 G...**Notes:** Originally selected by the Cubs in the 7th round of the 2017 June draft out of Fresno State University...earned First-Team All-Mountain West honors with the Bulldogs in both 2016 and 2017...honored with the Richard W. Case Award by USA Baseball, given annually to USA Baseball's top player...graduated from Mira Mesa High School in San Diego, CA.

YEAR	CLUB	W-L	ERA	G	GS	CG	SHO	SV	IP	H	R	ER	HR	HB	BB-I	SO	WP	BK
2017	Eugene	1-0	2.33	11	0	0	0	0	19.1	15	5	5	1	1	13-0	24	4	0
2018	South Bend	3-5	2.88	15	14	0	0	1	75.0	58	31	24	5	4	14-0	81	7	2
	Hickory	0-2	4.15	3	3	0	0	0	13.0	8	6	6	2	0	4-0	14	1	0
	Down East	0-2	2.65	4	3	0	0	1	17.0	11	5	5	0	0	8-0	13	2	0
MINOR TOTALS		4-9	2.90	33	20	0	0	2	124.1	92	47	40	8	5	39-0	132	14	2

THOMPSON, LESLIE (Bubba) **OF**

Height: 6-2 Weight: 180 Born: June 9, 1998 in Jacksonville, FL
 Bats: Right Throws: Right Resides: Jacksonville, FL
 Opening Day Age: 20
 Acquired: Selected in the first round (26th overall) of the 2017 June Draft (McGill-Toolen (AL) HS)...signed June 16, 2017.
 Signed By: Brian Morrison

2018: Fell 15 PA shy of qualifying for a batting title in the South Atlantic League, but posted the 6th-highest average among players in the league with at least 350 PA...finished with the 3rd-most SB in the SAL...began the season in extended spring training and joined Hickory on 5/9...batted .240/.307/.408/.715 in 1st 32 G with the Crawdads and .319/.367/.469/.836 over final 52 games...following the season, was tabbed the 5th-best prospect in the SAL by *Baseball America* and was named a Texas Organization All-Star by MiLB.com...**2017:** Tabbed as 6th-best prospect in the Arizona League by *Baseball America*...**Notes:** Named the Alabama Sports Writers Association (ASWA) Player of the Year and was a First Team All-State selection...rated by *Baseball America* as the top prospect from Alabama, the 8th-best outfielder, and the 25th-best prospect overall...hit .429 with 11 HR, 35 RBI, and 18 SB, while posting an .857 SLG as a senior at McGill-Toolen Catholic High School in Mobile, AL...led the Yellow Jackets to a 2015 Class 7A state title on the gridiron and had scholarship offers from SEC schools...had committed to the University of Alabama for baseball...chosen as the best high school athlete in the draft by Perfect Game...was one of 4 amateur players to attend the 2017 MLB draft at MLB Network's Studio 42.

YEAR	CLUB	AVG	G	AB	R	H	TB	2B	3B	HR	RBI	SH	SF	BB-I	SO	SB	CS	HP	GDP	OBP	SLG
2017	AZL Rangers	.257	30	113	23	29	49	7	2	3	12	0	0	6-0	28	5	5	4	2	.317	.434
2018	Hickory	.289	84	332	52	96	148	18	5	8	42	0	2	23-1	104	32	7	6	1	.344	.446
MINOR TOTALS		.281	114	445	75	125	197	25	7	11	54	0	2	29-1	132	37	12	10	3	.337	.443

THOMPSON, TYREE**RHP**

Height: 6-4 Weight: 165 Born: June 12, 1997 in New Orleans, LA
 Bats: Right Throws: Right Resides: New Orleans, LA
 Opening Day Age: 21
 Acquired: Selected in the 26th round of the 2016 June Draft (Edna Karr (LA) HS)...signed June 30, 2016.
 Signed by: Clarence Johns

2018: Spent entire season in Hickory's rotation, ranking among club leaders in starts (T2nd, 20), wins (4th, 7), and innings (4th, 111.1)...also had 2nd-most losses and T4th-most HR allowed in the SAL...opponents batted .274 (118-431) overall, .238 (50-210) by LHB and .308 (68-221) by RHB. **2017:** Tied for the Spokane team lead with 13 starts, ranking among the Northwest League leaders in ERA (2nd, 3.15), WHIP (4th, 1.24), and wins (T6th, 5)...opponents batted .245/.317/.389/.706...was 3-1 with a 4.40 ERA (22 ER/45.0 IP) over 1st 9 starts and 2-0 with a 0.76 ERA (2 ER/23.2 IP) over final 4 outings. **2016:** Logged 4 relief appearances for the AZL Rangers in 1st pro season. **Notes:** Was the 1st player ever selected in the MLB draft out of Edna Karr High School in New Orleans, LA...as a senior, averaged 10 points and 6 assists on the court and went 8-4 with a 1.75 ERA with 101 strikeouts on the mound...had 6 no-hitters and 2 perfect games during his high school career...was the winning pitcher in Edna Karr's first playoff game in school history...had committed to play both baseball and basketball at Northwestern State.

YEAR	CLUB	W-L	ERA	G	GS	CG	SHO	SV	IP	H	R	ER	HR	HB	BB-I	SO	WP	BK
2016	AZL Rangers	0-2	7.11	4	2	0	0	0	6.1	6	9	5	0	0	5-0	6	1	1
2017	Spokane	5-1	3.15	13	13	0	0	0	68.2	63	25	24	7	5	22-0	44	3	1
2018	Hickory	7-11	4.93	23	20	0	0	0	111.1	118	75	61	21	5	44-1	76	9	2
MINOR TOTALS		12-14	4.35	40	33	0	0	0	186.1	187	109	90	28	10	71-1	126	13	4

TIEDEMANN, TAI**RHP**

Height: 6-6 Weight: 195 Born: May 31, 1996 in Lakewood, CA
 Bats: Right Throws: Right Resides: Long Beach, CA
 Opening Day Age: 22
 Acquired: Selected in the 8th round of the 2016 June Draft (Long Beach (CA) CC)...signed June 14, 2016.
 Signed by: Todd Guggiana

2018: Returned to Spokane and established career highs in starts (12), innings (57.2), and strikeouts (49)...had T2nd-most starts and 3rd-most innings on staff...lone relief outing was in regular season finale...opponents batted .232/.366/.332/.697...made 2 appearances in NWL playoffs, allowing one unearned run in 6.2 IP with 1 BB/8 SO...made 4 appearances for Surprise in the Arizona Fall League (9 ER/10.1 IP). **2017:** Was a member of Spokane's rotation, logging the 4th-most starts on the club...went 3-4 with a 2.80 ERA (14 ER/45.0 IP) as a starter and 1-0 with a 10.80 ERA (8 ER/6.2 IP) as a reliever...opposition batted .264/.354/.316/.670 in starts. **2016:** Logged 4 games/2 starts with the AZL Rangers in his 1st pro season. **Notes:** Named the 2nd-best athlete in the draft by *Baseball America*...chosen as the South Coast Conference Player of the Year as a sophomore at Long Beach City College, going 7-3 with a 2.59 ERA (23 ER/80.0 IP) and 62 strikeouts over 15 games/11 starts on the mound and batting .357 (56-157) with 3 doubles, 10 triples, and 28 RBI as an outfielder...graduated from Long Beach Poly High School, a school that has produced several Major Leaguers, including Chase Utley and Hall of Famer Tony Gwynn...played only football during his sophomore and junior years of high school, leading Long Beach Poly football team to the 2012 CIF PAC-5 championship as a quarterback...returned to baseball during his senior year and chose to continue with the sport in college despite scholarship offers in college football...had committed to Manhattan College.

YEAR	CLUB	W-L	ERA	G	GS	CG	SHO	SV	IP	H	R	ER	HR	HB	BB-I	SO	WP	BK
2016	AZL Rangers	0-2	6.23	4	2	0	0	0	8.2	12	7	6	1	1	3-0	8	1	0
2017	Spokane	4-4	3.83	13	10	0	0	0	51.2	58	31	22	2	2	26-0	43	3	0
2018	Spokane	3-2	4.84	13	12	0	0	0	57.2	51	36	31	3	12	35-0	49	6	0
MINOR TOTALS		7-8	4.50	30	24	0	0	0	118.0	121	74	59	6	15	64-0	100	10	0

TORRES, CHRISTIAN**LHP**

Height: 6-0 Weight: 160 Born: Sept. 7, 1993 in Canovanas, Puerto Rico
 Bats: Left Throws: Left Resides: Canovanas, Puerto Rico
 Opening Day Age: 25
 Acquired: Selected in the 30th round of the 2016 June Draft (Faulkner (AL) U.)...signed on June 14, 2016.
 Signed by: Rick Schroeder

2018: Split time between the bullpen and rotation with Down East, tying for the team lead with 5 wins...went 1-2 with a 1.80 ERA (4 ER/20.0 IP) and .155 (11-71) opp. avg. in 11 relief outings compared to 4-4 with a 4.10 ERA (19 ER/41.2 IP) and .303 (54-178) opponent avg. in 9 starts...had 2 disabled list stints: 6/8-7/6 (left shoulder impingement) and 7/18-8/13 (left shoulder strain)...went 1-0, 1.32 (2 ER/13.2 IP) in 10 G/1 GS with Mayaguez in the Puerto Rican Winter League. **2017:** Was the 1st member of the 2016 draft class to reach Triple-A, but spent the majority of the season in Hickory...combined to go 5-3 with a 2.65 ERA (25 ER/85.0 IP) and 5 saves over 36 games/3 starts with Hickory and Round Rock. **2016:** Reached Low-A in his 1st pro season, combining to go 2-3, 2.87 (12 ER/37.2 IP) in 19 games/3 starts with Spokane and Hickory...opened season at Spokane and was promoted to Hickory on 7/18...went 1-2 with a 1.29 ERA (2 ER/14.0 IP) and 13 strikeouts against one walk in 3 starts at Hickory...was 1-1 with a 6.75 ERA (6 ER/8.0 IP) and 2 saves over 16 relief appearances with Carolina in the Puerto Rican Winter League. **Notes:** Was 11-2 with a 3.92 ERA as a senior at Faulkner (AL) University...college teammate of fellow 2016 draftee Mark Vasquez...also attended Indian Hills (CA) CC.

YEAR	CLUB	W-L	ERA	G	GS	CG	SHO	SV	IP	H	R	ER	HR	HB	BB-I	SO	WP	BK
2016	Spokane	0-0	9.00	7	0	0	0	0	7.0	11	9	7	1	0	3-0	6	2	0
	Hickory	2-3	1.47	12	3	0	0	0	30.2	28	9	5	1	1	10-0	30	3	0
2017	Hickory	4-2	2.50	31	2	0	0	5	79.1	62	25	22	1	1	18-0	72	6	0
	Round Rock	1-1	4.76	5	1	0	0	0	5.2	7	4	3	2	0	3-0	6	0	0
2018	Down East	5-6	3.36	20	9	0	0	0	61.2	65	33	23	3	4	19-0	55	0	2
MINOR TOTALS		12-12	2.93	75	15	0	0	5	184.1	173	80	60	8	6	53-0	169	11	2

UVILA, COLE**RHP**

Height: 6-4 Weight: 206 Born: Jan. 30, 1994 in Port Angeles, WA
 Bats: Right Throws: Right Resides: Port Angeles, WA
 Opening Day Age: 24
 Acquired: Selected in the 40th round of the 2018 June Draft (Georgia Gwinnett U.)...signed on June 14, 2018.
 Signed by: Derrick Tucker



2018: Led the Northwest League (min. 30 IP) in SO/9 (13.64) and opponent avg. (.127) in his 1st pro season...also ranked among the chain's leaders (min. 30 IP) in WHIP (2nd, 0.88) and ERA (5th, 1.42)...his 19 appearances were 2nd-most on staff (22-Emmanuel Clase)...went 3-for-3 in save opportunities...
Notes: Pitched collegiately at Pierce College, Georgia State University, and Georgia Gwinnett College...opened 2016 season as Georgia State's Friday night starter before suffering an early-season injury that required "Tommy John" surgery...rehabbed at Driveline Baseball and returned in time for the 2018 season, when he went 4-2 with a 4.75 ERA and 80 strikeouts in 55 innings at Georgia Gwinnett College...attended Port Angeles (WA) High School.

YEAR	CLUB	W-L	ERA	G	GS	CG	SHO	SV	IP	H	R	ER	HR	HB	BB-I	SO	WP	BK
2018	Spokane	1-0	1.42	19	0	0	0	3	31.2	13	7	5	1	2	15-0	48	2	0

VALDES, ERNE**LHP**

Height: 5-10 Weight: 170 Born: March 14, 1994 in Bauta, Cuba
 Bats: Left Throws: Left Resides: Miami, FL
 Opening Day Age: 25
 Acquired: Signed as an undrafted free agent on June 20, 2018.
 Signed By: Rick Schroeder

2018: Tied for the AZL Rangers club lead with 16 appearances...his 13.5 SO/9 ranked 3rd in the Arizona League (min. 25 IP)...**Notes:** Signed by Texas as an undrafted free agent on 6/19...attended St. Thomas University near Miami...recorded 8 saves and posted a 3.23 ERA in 22 relief outings during final season, whiffing 61 batters in 30.2 innings...prepped at Miami Braddock High School.

YEAR	CLUB	W-L	ERA	G	GS	CG	SHO	SV	IP	H	R	ER	HR	HB	BB-I	SO	WP	BK
2018	AZL Rangers	1-2	3.86	16	0	0	0	2	28.0	16	16	12	3	1	13-0	42	2	0

VALDEZ, FERNANDO ARTURO**INF/OF**

Height: 6-0 Weight: 175 Born: Nov. 14, 1998 in La Romana, Dominican Republic
 Bats: Switch Throws: Right Resides: Santo Domingo Este, Dominican Republic
 Opening Day Age: 20
 Acquired: Signed as a non-drafted free agent on July 10, 2015.
 Signed By: Rafael Belen

2018: Moved stateside and tied for the AZL Rangers team lead with 4 triples...appeared at all 3 outfield spots, first base, and third base...the switch-hitter batted .298 (25-84) from the left side of the plate compared to .167 (5-30) from the right side...**2017:** Saw action at first, second, third, and both corner outfield spots for the DSL Rangers 1...**2016:** Made pro debut with DSL Rangers 2.

YEAR	CLUB	AVG	G	AB	R	H	TB	2B	3B	HR	RBI	SH	SF	BB-I	SO	SB	CS	HP	GDP	OBP	SLG
2016	DSL Rangers 2	.247	58	178	25	44	64	13	2	1	21	1	1	39-1	66	8	4	1	0	.384	.360
2017	DSL Rangers 1	.200	58	190	30	38	69	7	3	6	28	0	3	21-1	60	2	1	6	2	.295	.363
2018	AZL Rangers	.263	35	114	13	30	52	5	4	3	20	0	1	12-0	33	5	4	1	1	.336	.456
MINOR TOTALS		.232	151	482	68	112	185	25	9	10	69	1	5	72-2	159	15	9	8	3	.339	.384

VALENTIN, XAVIER**C**

Height: 5-9 Weight: 165 Born: Aug. 22, 2000 in Manati, Puerto Rico
 Bats: Left Throws: Right Resides: Manati, Puerto Rico
 Opening Day Age: 18
 Acquired: Selected in the 19th round of the 2018 June Draft (Leadership Christian (PR) Academy)...signed on July 2, 2018.
 Signed By: Cliff Terracuso

2018: Had 10 GS behind the plate for the AZL Rangers, throwing out 2 of 15 (13%) attempted base stealers...**Notes:** Attended Leadership Christian Academy in Guaynabo, Puerto Rico...is the son of former major leaguer Javier Valentin, who played 10 seasons for Minnesota, Tampa Bay, and Cincinnati.

YEAR	CLUB	AVG	G	AB	R	H	TB	2B	3B	HR	RBI	SH	SF	BB-I	SO	SB	CS	HP	GDP	OBP	SLG
2018	AZL Rangers	.149	16	47	1	7	16	2	2	1	5	0	1	1-1	23	1	0	0	1	.163	.340

VANASCO, RICKY**RHP**

Height: 6-3 Weight: 180 Born: Oct. 13, 1998 in Morriston, FL
 Bats: Right Throws: Right Resides: Morriston, FL
 Opening Day Age: 20
 Acquired: Selected in the 15th round of the 2017 June Draft (Williston (FL) HS)...signed June 23, 2017.
 Signed By: Brett Campbell

2018: Returned to the AZL Rangers and tied for club lead in wins (3)...was 3-1 with a 1.62 ERA (3 ER/16.2 IP) in 4 relief outings and went 0-2, 10.13 (9 ER/8.0 IP) in 3 starts...opponents batted .287 (25-87) overall, but were held to .170 (9-53) mark in his relief outings...**2017:** Whiffed 16 of 35 BF (45.7%) in 1st 10 professional appearances...**Notes:** Was a 2017 Rawlings-Perfect Game Honorable Mention All-American and Florida-All Region 2nd Team selection at Williston High School...had a 0.53 ERA and 87 strikeouts over 53 innings during his senior season at Williston...also batted .390 with 3 doubles, 18 RBI, 22 runs, and 22 stolen bases...was a part of back-to-back Class 1A state championship teams in 2014-15...had committed to Stetson University.

YEAR	CLUB	W-L	ERA	G	GS	CG	SHO	SV	IP	H	R	ER	HR	HB	BB-I	SO	WP	BK
2017	AZL Rangers	0-1	0.00	10	0	0	0	0	9.0	8	2	0	0	0	5-0	16	0	0
2018	AZL Rangers	3-3	4.38	7	3	0	0	0	24.2	25	12	12	1	1	13-0	25	3	0
MINOR TOTALS		3-4	3.21	17	3	0	0	0	33.2	33	14	12	1	1	18-0	41	3	0

VENTURA, FRANCISCO JAVIER**C**

Height: 5-9 Weight: 175 Born: Nov. 19, 1998 in Coro, Venezuela
 Bats: Right Throws: Right Resides: Coro, Venezuela
 Opening Day Age: 21
 Acquired: Signed as a non-drafted free agent on July 2, 2015.
 Signed By: Rodolfo Rosario

2018: Named a Northwest League mid-season All-Star...split catching duties for Spokane, starting 24 games as a backstop...threw out 10 of 41 (24%)

attempted base stealers...ranked T4th on team with 5 HR despite playing in less than half of club's games...went 1-for-3 in 4 G with Zulia in the Venezuelan Winter League...**2017:** Had the 2nd-most games (19) behind the plate for the AZL Rangers...threw out 11 of 36 (30.6%) would-be basestealers...**2016:** Had the 2nd-highest average among qualifying DSL Rangers1 batters...**2015:** Participated in the full instructional league.

YEAR	CLUB	AVG	G	AB	R	H	TB	2B	3B	HR	RBI	SH	SF	BB-I	SO	SB	CS	HP	GDP	OBP	SLG
2016	DSL Rangers1	.308	51	169	23	52	73	10	1	3	32	1	4	33-1	18	3	5	1	5	.415	.432
2017	AZL Rangers	.300	34	130	13	39	44	5	0	0	23	0	0	12-0	32	0	0	0	0	.359	.338
2018	Spokane	.227	37	141	16	32	53	6	0	5	22	0	1	14-0	37	0	0	0	4	.295	.376
MINOR TOTALS		.280	122	440	52	123	170	21	1	8	77	1	5	59-1	87	3	5	1	13	.362	.386

VENTURA, JUAN ALBERTO

INF

Height: 6-0 Weight: 165 Born: June 15, 1998 in Santo Domingo Este, Dominican Republic
 Bats: Right Throws: Right Resides: Santo Domingo Este, Dominican Republic
 Opening Day Age: 20
 Acquired: Signed as a non-drafted free agent on Nov. 13, 2014.
 Signed By: Rodolfo Rosario

2018: Appeared in 10 games at third base and second base with Spokane...also made one appearance on the mound...**2017:** Was the primary third baseman for the AZL Rangers over the final month of the season in his 1st campaign stateside...**2016:** Made pro debut with DSL Rangers2.

YEAR	CLUB	AVG	G	AB	R	H	TB	2B	3B	HR	RBI	SH	SF	BB-I	SO	SB	CS	HP	GDP	OBP	SLG
2016	DSL Rangers2	.276	29	98	12	27	34	2	1	1	7	0	0	7-0	14	1	4	4	1	.349	.347
2017	AZL Rangers	.200	16	55	8	11	17	3	0	1	6	0	0	3-0	16	0	1	1	2	.254	.309
2018	Spokane	.111	10	36	1	4	5	1	0	0	1	0	0	2-0	10	0	0	0	0	.158	.139
MINOR TOTALS		.222	55	189	21	42	56	6	1	2	14	0	0	12-0	40	1	5	5	3	.286	.296

VIERA, HASUAN

1B

Height: 6-0 Weight: 195 Born: Jan. 30, 1996 in La Habana, Cuba
 Bats: Left Throws: Left Resides: Miami, FL
 Opening Day Age: 23
 Acquired: Signed as a non-drafted free agent on Feb. 15, 2018.
 Signed By: Jose Fernandez

2018: Signed by Texas to a minor league contract on 2/15...combined to bat .257 (38-148) in 45 G with the DSL Rangers1 and Spokane...was assigned to the DSL to begin season and was promoted to Spokane on 6/14...made 30 total starts at first base and had 11 starts at all 3 outfield positions.

YEAR	CLUB	AVG	G	AB	R	H	TB	2B	3B	HR	RBI	SH	SF	BB-I	SO	SB	CS	HP	GDP	OBP	SLG
2018	DSL Rangers1	.238	7	21	2	5	6	1	0	0	7	0	2	8-0	2	1	3	0	0	.419	.286
	Spokane	.260	38	127	17	33	37	4	0	0	14	1	2	21-0	38	3	4	0	1	.360	.291
MINOR TOTALS		.257	45	148	19	38	43	5	0	0	21	1	4	29-0	40	4	7	0	1	.370	.291

VILLA, ANTHONY

3B

Height: 6-3 Weight: 220 Born: March 29, 1994 in Danville, CA
 Bats: Right Throws: Right Resides: Danville, CA
 Opening Day Age: 25
 Acquired: Signed as a minor league free agent on Jan. 12, 2019.

2018: Appeared in 65 G with Single-A Kannapolis before being released on 8/1...**2017:** Named Pioneer League MVP after ranking among league leaders in walks (1st, 52), OBP (3rd, .453), runs (4th, 56), slugging pct. (4th, .619), and HR (5th, 16)...was a mid-season and postseason All-Star selection and was named the circuit's Player of the Week for 7/31-8/6...**2016:** Made professional debut with Great Falls (Rk)...hit .293 (12-41) over 13 G in April...

Notes: Attended Saint Mary's College in Moraga, CA...earned All-West Coast Conference first team honors as a junior...was named to the West Coast Conference All-Freshman team...graduated from San Ramon Valley (CA) High School...father, Steve, played quarterback and was signed by the San Francisco 49ers in 1985.

YEAR	CLUB	AVG	G	AB	R	H	TB	2B	3B	HR	RBI	SH	SF	BB-I	SO	SB	CS	HP	GDP	OBP	SLG
2016	Great Falls	.249	59	193	24	48	74	15	1	3	35	0	0	20-0	38	0	2	15	3	.364	.383
2017	Great Falls	.314	63	226	56	71	140	17	2	16	57	0	3	52-0	72	0	0	8	6	.453	.619
2018	Kannapolis	.261	65	211	25	55	81	17	0	3	28	0	3	28-0	74	1	0	7	3	.361	.384
MINOR TOTALS		.276	187	630	105	174	295	49	3	22	120	0	6	100-0	184	1	2	30	12	.397	.468

VILLEGAS, FRANCISCO

LHP

Height: 6-2 Weight: 175 Born: Aug. 31, 1997 in Cuauhtemoc, Mexico
 Bats: Left Throws: Left Resides: Cuauhtemoc, Mexico
 Opening Day Age: 21
 Acquired: Signed as a minor league free agent on March 24, 2018.
 Signed By: Oz Ocampo and Raul Lopez (Houston)

2018: Signed by Texas as a minor league free agent on 3/24...assigned to Spokane, where he made 14 relief appearances...allowed runs in 5 of 14 G...opponents hit .230 (14-61)...**2017:** Combined to go 3-1 with a 2.35 ERA (8 ER/30.2 IP) in 11 G/3 GS with Greenville (Rk.) and the GCL Astros (Rk.)...made season debut with Greenville, was sent to GCL Astros from 6/25-7/1, then returned to the Appy League for the remainder of the season...opponents batted .214/.273/.357...released by Houston on 9/8...**2016:** Made pro debut with the DSL Astros Orange...named DSL Astros Pitcher of the Month for July after posting a 1.29 ERA (3 ER/21.0 IP) in 6 G/3 GS...**Notes:** Originally signed by Houston as a non-drafted free agent on 7/2/15.

YEAR	CLUB	W-L	ERA	G	GS	CG	SHO	SV	IP	H	R	ER	HR	HB	BB-I	SO	WP	BK
2016	DSL Astros Orange	0-3	2.81	12	8	0	0	0	41.2	38	22	13	2	3	22-0	37	3	1
2017	GCL Astros	1-0	1.29	2	0	0	0	1	7.0	3	1	1	0	0	0-0	9	0	0
	Greenville	2-1	2.66	9	3	0	0	0	23.2	21	13	7	3	1	8-0	22	3	2
2018	Spokane	0-1	5.00	14	0	0	0	0	18.0	14	10	10	1	1	14-0	17	1	1
MINOR TOTALS		3-5	3.09	37	11	0	0	1	90.1	76	46	31	6	5	44-0	85	7	4



VIVAS, SAMIR EDUARDO

RHP

Height: 5-11 Weight: 170 Born: Feb. 1, 1995 in Barquisimeto, Venezuela
 Bats: Right Throws: Right Resides: Barquisimeto, Venezuela
 Opening Day Age: 24
 Acquired: Signed as a non-drafted free agent on Sept. 18, 2013.
 Signed By: Rafic Saab

2018: Combined to go 2-1 with a 6.23 ERA (27 ER/39.0 IP) in 22 G with each of Texas' top 4 affiliates, registering 10.2 SO/9...opponents batted .255 (39-153) overall, .184 (14-76) by LHB and .325 (25-77) by RHB...had no record, 3.38 ERA (1 ER/2.2 IP) in 3 G with Aragua in the Venezuelan Winter League...**2017:** Moved stateside for the 1st time and combined to go 1-2 with a 3.12 ERA (6 ER/17.1 IP) over 13 relief appearances with AZL Rangers and Spokane...whiffed 27 of 78 (34.6%) BF overall...opened season with AZL Rangers and made 2 appearances before promotion to Spokane on 7/4...**2016:** Had the lowest ERA among the DSL Rangers relievers...**2015:** Finished 7th in the DSL with 9 saves...**2014:** Made pro debut with DSL Rangers2.

YEAR	CLUB	W-L	ERA	G	GS	CG	SHO	SV	IP	H	R	ER	HR	HB	BB-I	SO	WP	BK
2014	DSL Rangers2	8-0	1.61	22	0	0	0	6	44.2	35	12	8	1	1	14-0	33	2	0
2015	DSL Rangers1	0-0	3.63	18	0	0	0	9	22.1	19	10	9	0	2	14-0	26	2	0
2016	DSL Rangers1	1-0	1.72	17	0	0	0	5	31.1	22	7	6	1	1	5-0	28	3	1
2017	AZL Rangers	1-0	0.00	2	0	0	0	0	4.2	3	0	0	0	0	1-1	8	0	0
	Spokane	0-2	4.26	11	0	0	0	2	12.2	14	8	6	1	1	5-0	19	5	1
2018	Down East	0-1	9.95	7	0	0	0	0	12.2	14	14	14	5	1	9-0	9	3	1
	Round Rock	1-0	1.50	2	0	0	0	0	6.0	5	1	1	0	0	3-0	7	0	1
	Frisco	1-0	2.25	6	0	0	0	0	8.0	6	2	2	0	0	2-0	12	3	0
	Hickory	0-0	7.30	7	0	0	0	1	12.1	14	10	10	1	0	7-0	16	1	0
MINOR TOTALS		12-3	3.26	92	0	0	0	23	154.2	132	64	56	9	6	60-1	158	19	4

WEICKEL, CHARLES WALKER (Walker)

RHP

Height: 6-6 Weight: 195 Born: Nov. 14, 1993 in Orlando, FL
 Bats: Right Throws: Right Resides: Orlando, FL
 Opening Day Age: 25
 Acquired: Signed as a Minor League free agent on April 28, 2017.
 Signed By: Willie Bosque (San Diego)

2018: Spent majority of season with Down East before a late-season promotion to Frisco on 8/14, combining to go 4-9 with a 4.75 ERA (60 ER/113.2 IP) in 24 G/20 GS...finished 2nd among Wood Ducks pitchers in starts, innings, and strikeouts...**2017:** Signed to a Minor League contract on 4/28 and posted career-bests in both SO/9 (7.5) and BB/9 (1.8), while compiling the lowest WHIP (1.004) of his career...was released by the Padres on 3/26...went 5-3, 2.64 (18 ER/61.1 IP) in final 11 GS...opponents batted .220/.265/.336/.601 in last 11 starts...**2016:** Missed majority of season while recovering from elbow surgery, but returned late in the season to complete 10.0 innings over 6 G/2 GS with the AZL Padres and Tri-City on rehab assignment...**2015:** Opened the season on the disabled list with a viral infection...activated from the disabled list on 4/16 and appeared in 8 games with Lake Elsinore before returning to the disabled list on 5/8 with right forearm strain...underwent Tommy John ligament transplant surgery and missed remainder of the season...**2014:** Combined to go 2-11 with a 5.94 ERA (75 ER/113.2 IP) over 24 starts with Fort Wayne, AZL Padres, and Eugene...**2013:** Tied for the Fort Wayne team lead in starts in 1st full season...rated San Diego's #19 prospect after the season...**2012:** Made pro debut with AZL Padres...named the #12 prospect in the San Diego farm system following the season...**Notes:** Was selected by the Padres with the 55th overall selection in the 2012 June Draft...was a first-team All-Central Florida and a University of Miami signee at Olympia (FL) HS...father, Kevin, spent 13.5 years as the director of golf at Disney World.

YEAR	CLUB	W-L	ERA	G	GS	CG	SHO	SV	IP	H	R	ER	HR	HB	BB-I	SO	WP	BK
2012	AZL Padres	1-3	4.50	9	6	0	0	0	14.0	16	17	7	0	0	6-0	12	2	0
2013	Fort Wayne	3-6	5.04	24	23	0	0	0	110.2	125	72	62	8	8	43-1	82	5	0
2014	Fort Wayne	1-8	6.32	15	15	0	0	0	72.2	94	65	51	8	6	34-0	39	12	0
	AZL Padres	1-0	1.29	2	2	0	0	0	7.0	5	1	1	0	1	2-0	3	0	0
	Eugene	0-3	6.09	7	7	0	0	0	34.0	47	31	23	3	5	17-0	20	7	1
2015	Lake Elsinore	1-0	4.38	8	1	0	0	0	12.1	16	9	6	1	0	6-0	10	3	0
2016	AZL Padres	0-0	12.00	2	2	0	0	0	3.0	4	4	4	2	1	0-0	2	0	0
	Tri-City	0-1	3.86	4	0	0	0	0	7.0	7	4	3	0	0	3-0	5	2	0
2017	Hickory	5-4	3.01	15	14	0	0	0	74.2	60	28	25	7	7	15-0	62	4	0
2018	Down East	2-8	4.92	19	19	0	0	0	100.2	100	67	55	12	5	34-0	96	5	3
	Frisco	2-1	3.46	5	1	0	0	0	13.0	18	7	5	0	0	4-1	6	1	0
MINOR TOTALS		16-34	4.85	110	90	0	0	0	449.0	492	305	242	41	33	164-2	337	41	4

WHATLEY, MATTHEW

C

Height: 5-9 Weight: 205 Born: Jan. 7, 1996 in Claremore, OK
 Bats: Right Throws: Right Resides: Claremore, OK
 Opening Day Age: 23
 Acquired: Selected in the 3rd round of the 2017 June Draft (Oral Roberts (OK) U.)...signed June 20, 2017.
 Signed By: Bobby Crook

2018: Combined to bat .179 (29-162) in 52 G with Down East and Hickory...registered a .997 fielding pct. (1 E/376 TC) and cut down 12 of 43 (28%) attempted base stealers...**2017:** Named the 15th-best prospect in the Northwest League by *Baseball America*...combined to bat .295 (49-166) with 6 HR and 28 RBI over 44 G with the AZL Rangers and Spokane...was promoted to Spokane on 7/5...ranked among the Spokane club leaders in HR (T3rd, 6) and RBI (T4th, 25)...**Notes:** Was a three-year starter at Oral Roberts, a 3-time First Team All-Summit League selection, and one of 3 finalists for the 2017 Johnny Bench Award, awarded annually to the nation's best catcher...hit .302 (64-212) with 11 HR and 49 RBI in 59 G as a junior for the Golden Eagles...paced Oral Roberts with a .446 on base percentage and drew a team-high 50 walks, 11th-most in the nation...was a 3-sport standout at Claremore (OK) High School, lettering in wrestling, football, and baseball...attended same college as Chi Chi Gonzalez (2013 1st Round) and Jose Trevino (2014 6th round).

YEAR	CLUB	AVG	G	AB	R	H	2B	3B	HR	RBI	SB	SF	BB-I	SO	SB	CS	IP	GDP	OBP	SLG	
2017	AZL Rangers	.353	5	17	5	6	8	0	1	0	0	0	2-0	3	0	1	0	0	.421	.471	
	Spokane	.289	39	149	23	43	67	6	0	6	25	0	1	16-0	28	3	4	4	.371	.450	
2018	Down East	.175	45	143	11	25	40	5	2	13	1	2	12-0	48	1	1	4	1	.255	.280	
	Hickory	.211	7	19	3	4	7	0	0	1	0	0	2-0	7	0	0	0	0	.286	.368	
MINOR TOTALS		.238	96	328	42	78	122	11	3	9	42	1	3	32-0	86	4	6	8	4	.318	.372



FRONT OFFICE
COACHES
PLAYERS
2018 REVIEW
OPPONENTS
RECORDS
DEVELOPMENT
MEDIA

WHITE, WILLIAM OWEN (Owen)

RHP

Height: 6-4 Weight: 172 Born: Aug. 9, 1999 in Mount Ulla, NC
 Bats: Right Throws: Right Resides: Mount Ulla, NC
 Opening Day Age: 19
 Acquired: Selected in the 2nd round of the 2018 June Draft (China Grove (NC) HS)...signed June 12, 2018.
 Signed By: Jay Heafner

2018: Did not see official action...participated in the fall instructional league. **Notes:** Named 2018 North Carolina Gatorade Player of the Year after finishing the season with a 10-1 record and a 0.22 ERA with 101 strikeouts in 63.2 innings at Jesse C. Carson High School in China Grove, North Carolina, a suburb of Charlotte...also played shortstop and finished his career as the school's all-time leader in hits, runs, RBI, wins, and strikeouts...played football and basketball as well for the Cougars...was rated as the 2nd-best high school prospect in North Carolina and 59th-best prospect overall in the 2018 draft by *Baseball America*...had committed to the University of South Carolina.

WILES, COLLIN

RHP

Height: 6-4 Weight: 222 Born: May 30, 1994 in Shawnee, KS
 Bats: Right Throws: Right Resides: Overland Park, KS
 Opening Day Age: 24
 Acquired: Selected in the supplemental first round (53rd overall) of the 2012 June Draft (Blue Valley West (KS) HS)...signed June 11, 2012.
 Signed By: Dustin Smith

2018: Underwent 'Tommy John' ligament transplant surgery on 5/7 and missed the remainder of the season...re-signed with the organization on 1/1/19...**2017:** Earned All-Star honors in the Texas League, ranking among the league leaders in innings (4th, 150.0), wins (T9th, 9), and strikeouts (10th, 107)...led the TL in losses (12) and permitted the 2nd-most hits (177) and HR (22)...issued just 1.7 BB/9, 11th-lowest of any pitcher at the Double-A or Triple-A level (min. 130.0 IP)...recorded 6.4 SO/9, highest since 2014 with Hickory (6.8)...compiled a 3.53 ERA (36 ER/91.2 IP) over 1st 17 G/16 GS and a 6.94 ERA (45 ER/58.1 IP) in final 11 G/9 GS...opponents batted .321/.365/.494/.859 over season-ending stretch...**2016:** Recorded a career-best 80 strikeouts in a career-high 23 starts...walked just 5.4% of batters faced, the lowest figure among all full season Texas farmhands...was 2nd on the High Desert staff in innings (127.0) and starts...completed at least 6.0 innings in 13 of 23 starts, including 12 quality starts...**2015:** Started a team-high 20 games at Hickory and ranked among the South Atlantic League leaders in WHIP (2nd, 1.05), ERA (5th, 2.96), and wins (T5th, 11)...was a mid-season All-Star in the SAL...completed at least 5.0 innings in every start...logged 12 quality starts...held opponents to a .239 average (114-477), including a .218 mark (52-239) by right-handed batters...opened season with a 16.0-inning scoreless streak over first 3 starts...was 7-3, 2.13 (15 ER/63.1 IP) over 11 games/10 starts in the first half and 4-0, 3.74 (28 ER/67.1 IP) in 11 games/10 starts in the second half...**2014:** Opened the season in the Hickory bullpen before missing 2 months with an elbow injury...was 1-0, 2.16 (6 ER/25.0 IP) as a reliever and 1-3, 5.51 (20 ER/32.2 IP) as a starter...was on disabled list May 18-July 17 with right elbow inflammation and completed a rehab assignment with the AZL Rangers, July 8-17...finished the season in the rotation, going 1-1, 3.60 (12 ER/30.0 IP) over 6 starts...**2013:** Posted the 10th-lowest ERA in the Northwest League...held right-handed batters to a .248 average (35-141), while left-handed hitters batted .327 (36-110)...averaged 5.4 SO/9 and 2.8 BB/9...**2012:** Spent first professional season with AZL Rangers...was 1-0 with a 3.18 ERA (2 ER/5.2 IP) over 2 relief appearances and 0-1 with a 7.55 ERA (26 ER/31.0 IP) in 12 starts...held left-handed batters to a .292/.321/.333 slash line with right-handed hitters at .318/.371/.533...**Notes:** Went 8-0 with a 0.10 ERA and 76 strikeouts in 49.1 innings as a senior at Blue Valley West (KS) High School...also batted .375 with 11 RBI and 10 runs scored, while leading the Jaguars to a 21-3 record and the Class 6A state final in 2011...was named the Gatorade State Player of the Year for Kansas and a finalist for the national award...was also a first team all-state selection in Kansas...had committed to Vanderbilt University.

YEAR	CLUB	W-L	ERA	G	GS	CG	SHO	SV	IP	H	R	ER	HR	HB	BB-I	SO	WP	BK
2012	AZL Rangers	1-1	6.87	14	12	0	0	0	36.2	48	30	28	3	0	12-0	25	3	0
2013	Spokane	2-7	3.09	14	14	0	0	0	67.0	71	32	23	4	4	21-0	40	3	0
2014	AZL Rangers	1-0	6.35	3	1	0	0	0	5.2	6	4	4	0	0	2-0	6	1	0
	Hickory	2-3	4.06	17	8	0	0	0	57.2	66	30	26	4	0	13-0	42	3	0
2015	Hickory	11-3	2.96	22	20	0	0	0	130.2	114	49	43	6	7	23-0	72	5	0
2016	High Desert	3-8	4.89	23	23	0	0	0	127.0	139	76	69	18	7	29-0	80	2	0
2017	Frisco	9-12	4.86	28	25	1	1	0	150.0	177	92	81	22	6	28-0	107	6	0
2018	Frisco	0-1	6.10	4	4	0	0	0	20.2	27	14	14	5	3	5-0	26	0	0
MINOR TOTALS		29-35	4.35	125	107	1	1	0	595.1	648	327	288	62	27	133-0	398	23	0



WILLIAMS, SCOTT**RHP**

Height: 6-2 Weight: 200 Born: Nov. 17, 1993 in Berwyn, PA
 Bats: Right Throws: Right Resides: Wayne, PA
 Opening Day Age: 25
 Acquired: Selected in the 11th round of the 2014 June draft...signed on June 26, 2014.
 Signed By: Cliff Terracuso

2018: Did not see official game action following 'Tommy John' surgery on 4/18...**2017:** Endured a pair of early season disabled list stints before finishing the season with a 30.0-inning scoreless streak...held opponents to a .140/.203/.210/.412 slash line with opposition posting a .178 BABIP...had a career-low 2.6 BB/9 rate and surrendered one HR in 42.0 IP...converted 7 of 8 save chances...stranded 14 of 18 (77.8%) inherited runners...opened season on the disabled list with right rotator cuff strain and joined Down East upon activation on 5/12...compiled a 1.53 ERA (3 ER/17.2 IP) in 10 outings before returning to the disabled list, 6/22-29, with left oblique strain...did not allow a run over final 20 G/24.1 IP after re-statement from the disabled list...earned a save with 2.0 scoreless innings during lone appearance in Carolina League postseason...opponents were 9-for-92 (.098) with 29 strikeouts and just 5 walks during scoreless streak...**2016:** Received an invite to Major League camp, but suffered a season-ending injury in July and logged just 27 relief appearances at High Desert...converted 4 of 5 save opportunities...held opponents to a .213 average (27-127), including .167 (9-54) by left-handed batters...permitted runs in 4 of 1st 9 appearances, including season-high 6 runs on 5/7 vs. RC...compiled a 1.35 ERA (3 ER/20.0 IP) and held opponents 9-for-66 (.136) over next 15 games to drop season ERA from 10.00 to 4.03...allowed 4 runs over 4.2 innings in final 3 outings with High Desert...placed on the disabled list 7/12 for the remainder of the season with a right elbow impingement...**2015:** Averaged 10.2 strikeouts per 9.0 innings and recorded 10 saves out of the bullpen at Hickory...converted all 10 save chances...held right-handed batters to a .125/.195/.200 slash line, while left-handed hitters batted .266/.351/.391...stranded 9 of 12 (75.0%) inherited runners and opponents hit .135 (5-37) with RISP...permitted runs in 8 of 29 appearances and recorded at least one strikeout in 25 outings...did not join Hickory until 5/10 after opening the season in extended Spring Training...compiled a 4.26 ERA (3 ER/6.1 IP) with 6 walks and 3 strikeouts over first 5 appearances with the Crawdads...posted a 1.95 ERA (8 ER/37.0 IP) with 46 strikeouts and 9 walks over final 24 outings...recorded 3 saves and totaled 5.0 scoreless innings with 7 strikeouts over 4 relief appearances in the South Atlantic League playoffs...**2014:** Pitched at Hickory in his first professional season and made 13 relief appearances with the Crawdads...allowed runs in 9 of 13 outings...issued walks in 8 appearances, including multiple walks on 5 occasions...**Notes:** Ronald Scott Williams...began his collegiate career at the University of Virginia as a catcher...was limited to intersquad games and some fall games in the outfield with the Cavaliers due to surgery on both hips in consecutive seasons...transferred to the State College of Florida, Manatee-Sarasota as a sophomore and batted .318 (.88-214) in 52 games in his lone season with the Manatees...moved to the mound due to several injuries on the Manatee staff and compiled a 1.80 ERA (2 ER/10.0 IP) with 14 strikeouts in 11 relief appearances...was an All-Southeastern Pennsylvania selection in 2011 at Conestoga High School...was captain of first state championship team in school history...missed senior season due to injury.

YEAR	CLUB	W-L	ERA	G	GS	CG	SHO	SV	IP	H	R	ER	HR	HB	BB-I	SO	WP	BK
2014	Hickory	2-1	9.00	13	0	0	0	0	17.0	21	18	17	1	0	16-0	14	7	0
2015	Hickory	5-0	2.28	29	0	0	0	10	43.1	27	11	11	3	1	15-3	49	3	0
2016	High Desert	1-2	4.54	27	0	0	4	33.2	27	17	17	5	0	0	13-0	37	5	0
2017	Down East	3-0	0.64	30	0	0	0	7	42.0	20	5	3	1	0	12-2	38	2	0
2018									INJURED - DID NOT PITCH									
MINOR TOTALS		11-3	3.18	99	0	0	0	21	136.0	95	51	48	10	1	56-5	138	17	0

WINN, COLE**RHP**

Height: 6-2 Weight: 210 Born: Nov. 25, 1999 in Longmont, CO
 Bats: Right Throws: Right Resides: Longmont, CO
 Opening Day Age: 19
 Acquired: Selected in the 1st round of the 2018 June Draft (Orange Lutheran (CA) HS)...signed June 12, 2018.
 Signed By: Steve Flores

2018: Did not see official action, but participated in the fall instructional league...**Notes:** Was 8-2 with a 0.20 ERA and 120 strikeouts in 70 innings at Orange Lutheran High School as a senior in 2018, earning Gatorade's California High School Player of the Year award and *Baseball America* High School Player of the Year honors...was named Gatorade's 2017 Colorado High School Player of the Year at Silver Creek High School near Denver...pitched for an Orange Lutheran squad that won the USA Baseball National High School Invitational in March...pitched the opening game of the tournament for the Lancers, posting nine strikeouts in 6.0 innings, and went 2-for-3 with 3 RBI in the championship game to help Orange Lutheran repeat as NHSI champions...was rated as the 9th-best prospect (MLB.com) and the 10th-best prospect (*Baseball America*) in the 2018 draft...tabbed *Baseball America* top prospect in Southern California...also rated by *Baseball America* as having the second-best control among high school pitching prospects...had committed to play at Texas Christian University.

WIPER, NICHOLAS KENDON (Cole)**RHP**

Height: 6-4 Weight: 194 Born: June 3, 1992 in Bellevue, WA
 Bats: Right Throws: Right Resides: Bellevue, WA
 Opening Day Age: 26
 Acquired: Selected in the 10th round of the 2013 June Draft (U. Oregon)...signed June 17, 2013.
 Signed By: Gary McGraw

2018: Combined to go 2-3 with a 4.62 ERA (32 ER/62.1 IP) in 38 G with Down East and Frisco...opponents batted .314/.378/.442/.820...started campaign with Down East before promotion to Frisco on 7/7...**2017:** Spent bulk of the campaign on the disabled list, but returned in late July to go 0-1 with a 1.93 ERA (3 ER/14.0 IP) and one save over 10 relief appearances with the AZL Rangers, Spokane, and Down East...opened the season on the disabled list with impingement syndrome in his right shoulder...activated from the disabled list on 8/19 and appeared in 3 G with Down East (2 R-1 ER/5.0 IP)...**2016:** Had just one relief appearance after the All-Star break due to a pair of disabled list stints...opened the season in the High Desert rotation and was 6-3, 4.38 (35 ER/72.0 IP) over 14 starts...was on the disabled list, 7/15-8/8, with right shoulder strain...returned to the disabled list on 8/12 with right shoulder impingement...**2015:** Combined to go 1-6, 4.84 (38 ER/70.2 IP) over 22 games/16 starts with High Desert and Spokane...opened season in High Desert and compiled a 5.12 ERA (11 ER/19.1 IP) over first 5 starts...was on disabled list, 5/11-6/12, with right forearm strain...transferred to Spokane on 7/5...**2014:** Finished 2nd on the Hickory staff with 96 strikeouts in 101.0 innings of work...was 6-8, 3.89 (39 ER/90.1 IP) as a starter and 1-0, 3.38 (4 ER/10.2 IP) as a reliever...held left-handed batters to a .205 average (38-185), while right-handed hitters batted .274 (54-197)...was on disabled list, 8/16-end of the season, with a calf strain...**2013:** Totaled 26 strikeouts over 25.1 innings in professional debut with the AZL Rangers...tabbed the 20th-best prospect in the Arizona League by *Baseball America*...was 0-1 with a 1.50 ERA (1 ER/6.0 IP) in 2 starts and 3-0 with a 2.33 ERA (5 ER/19.1 IP) as a reliever...**Notes:** Appeared in 7 games/3 starts for the University of Oregon as a redshirt freshman prior to his selection by Texas in the Draft...was also selected by the Toronto Blue Jays in the 14th round of the 2011 June Draft and did not sign...batted .432 and had a 0.64 ERA as a senior at Newport HS in Bellevue, WA in 2011...named first-team All-Kingco as a pitcher and third baseman and second-team All-Kingco in basketball...grandfather, Art Wiper, played football for the U. of Washington.

YEAR	CLUB	W-L	ERA	G	GS	CG	SHO	SV	IP	H	R	ER	HR	HB	BB-I	SO	WP	BK
2013	AZL Rangers	3-1	2.13	10	2	0	0	0	25.1	21	10	6	0	0	8-0	26	2	2
2014	Hickory	7-8	3.83	24	19	0	0	0	101.0	92	48	43	13	3	45-0	96	10	1
2015	High Desert	1-2	5.88	9	9	0	0	0	33.2	41	28	22	5	2	14-0	29	1	0
	Spokane	0-4	3.89	13	7	0	0	0	37.0	40	20	16	1	0	15-0	28	5	0
2016	High Desert	7-4	4.38	16	14	0	0	0	74.0	68	41	36	10	4	30-0	64	4	0
2017	AZL Rangers	0-0	0.00	3	0	0	0	0	4.0	1	0	0	0	1	1-0	5	1	0
	Spokane	0-1	3.60	4	0	0	0	1	5.0	5	3	2	0	0	2-0	5	1	0
	Down East	0-0	1.80	3	0	0	0	0	5.0	6	2	1	1	0	1-0	6	0	0
2018	Down East	2-0	3.83	21	0	0	0	1	40.0	47	21	17	2	3	13-0	39	2	0
	Frisco	0-3	6.04	17	0	0	0	1	22.1	34	20	15	3	0	12-0	19	7	0
MINOR TOTALS		20-23	4.09	120	51	0	0	3	347.1	355	193	158	35	13	141-0	317	33	3

WOLFRAM, GRANT**LHP**

Height: 6-6 Weight: 210 Born: Dec. 12, 1996 in Holland, MI
 Bats: Left Throws: Left Resides: Hamilton, MI
 Opening Day Age: 22
 Acquired: Selected in the 18th round of the 2018 June Draft (Davenport (MI) U.)...signed July 3, 2018.
 Signed By: Roger Coryell

2018: Logged 8 G/one GS for the AZL Rangers in 1st pro season...opponents batted .308/.400/.333/.733...**Notes:** Draft selection was dedicated to former Rangers scout Roger Coryell, who passed away at age 70 in April 2018...played 2 seasons at Davenport University, finishing among the program's all-time leaders in SO/9 (1st, 10.81), starts (2nd, 29), wins (3rd, 19), and strikeouts (3rd, 195)...in 2018, recorded 95 SO in 69 IP, including a school-record 13 SO in no-hitter on 4/27 vs. Ashland...transferred from Central Michigan University...prepped at Hamilton (MI) High School...originally selected by Detroit in the 17th round of the 2015 June draft, but did not sign.

YEAR	CLUB	W-L	ERA	G	GS	CG	SHO	SV	IP	H	R	ER	HR	HB	BB-I	SO	WP	BK
2018	AZL Rangers	0-0	3.38	8	1	0	0	0	10.2	12	4	4	0	0	6-0	10	0	0



MEDIA



Pictured are the groundbreaking for Globe Life Park in Arlington (October 30, 1991), the Rangers' home since 1994, and Globe Life Field (September 28, 2017), which is scheduled to open in 2020.



MEDIA INFORMATION

TEXAS RANGERS COMMUNICATIONS DEPARTMENT

GLOBE LIFE PARK IN ARLINGTON
1000 BALLPARK WAY, ARLINGTON, TEXAS 76011

JOHN BLAKE..... Executive Vice President, Communications (jblake@texasrangers.com)
ANGIE SWINT..... Vice President, Broadcasting and Communications (aswint@texasrangers.com)
RICH RICE..... Senior Director, Media Relations (rrice@texasrangers.com)
BRIAN SANFILIPPO..... Manager, Media Relations (bsanfilippo@texasrangers.com)
MADISON PELLETIER..... Manager, Communications (mpelletier@texasrangers.com)
MATT MALLIAN..... Manager, Baseball Information (mallian@texasrangers.com)
KATE MUNSON*..... Coordinator, Communications (kmunson@texasrangers.com)

*Handles media credentials requests

OFFICE..... **817.273.5203**
FAX..... **817.273.5110**

THE RANGERS COMMUNICATIONS DEPARTMENT is located in the centerfield office building, fourth floor, in Globe Life Park in Arlington. The lobby entrance for the offices is located at 1000 Ballpark Way at the intersection of Ballpark Way and Randol Mill Road in the southeast corner of the ballpark.

CREDENTIALS: Credentials will be issued to news gathering sources through the Rangers on-line credential system. Season credentials will be issued only to those news agencies that cover the Rangers on a daily basis. **ALL SEASON AND DAILY CREDENTIALS IN 2019 WILL HAVE HEADSHOTS AND ARE NON-TRANSFERABLE.** Requests for all regular season Rangers home games should be made 24 hours in advance and by Friday at 3:00 p.m. for a weekend game. No autographs are permitted on the field or in the clubhouses to credentialed media. All game credentials will be picked up at the Press Gate, which is located on Randol Mill Road on the south side of Globe Life Park in Arlington. Credentials will be available at the Third Base Media Gate beginning approximately five hours prior to the start of the game. Prior to that time, credentials may be picked up in the Baseball Media Relations Office. **CREDENTIALS MUST BE VISIBLY WORN AT ALL TIMES.** For more information, please contact Kate Munson at 817-273-5241 or kmunson@texasrangers.com.

PLEASE NOTE: ALL MEDIA MUST AGREE TO MAJOR LEAGUE BASEBALL'S TERMS AND CONDITIONS AT THE PICK-UP SITE BEFORE ANY SEASON OR DAILY CREDENTIAL WILL BE ISSUED.

NEW MEDIA GATE FOR 2019: FOR THE 2019 SEASON, THE MEDIA GATE WILL BE LOCATED AT THE THIRD BASE GATE OF GLOBE LIFE PARK IN ARLINGTON AT THE CORNER OF BALLPARK WAY AND ROAD TO SIX FLAGS DRIVE. The media gate opens five hours prior to night games and four hours prior to day games. Rangers security personnel scan all credentials and will inspect all media bags prior to allowing entrance into Globe Life Park.

CLUBHOUSES: Both clubhouses are located on the service level of Globe Life Park in Arlington. The Rangers' clubhouse is on the first base side, and the visitors clubhouse is on the third base side, and both are accessible by doors off the main service tunnel. Only credentialed media with clubhouse access will be admitted and all credentials will be scanned at the clubhouse entrances prior to access. The training and weight rooms and club dining areas are closed to everyone except players and Rangers club officials. The Rangers clubhouse is open beginning three and a half hours until the start of batting practice and will open 10 minutes following the game.

PHOTOGRAPHERS WORKROOM: Photographers can use the photographers workroom located in the area that was formerly the umpires room in the service level.

FIELD: Only credentialed media with field access will be allowed onto the field prior to the game. **THE ONLY FIELD ACCESS FOR MEDIA WILL BE THROUGH THE MEDIA/UMPIRE'S TUNNEL LOCATED ON THE SERVICE LEVEL BEHIND HOME PLATE.** Media must clear the field 45 minutes prior to game time.

INTERVIEW ROOM: An interview room is located on the service level adjacent to the two clubhouses. Rangers Manager Chris Woodward does his postgame media session in the interview room. The room is also used for press conferences and other special interviews.

PRESS BOX/BROADCAST LOCATIONS: The Burton S. Hawkins Press Box and all broadcast locations (with the exception of the four local television stations booths) are located on the club concourse level behind home plate. The entrance to the press locations is located directly behind home plate. **CREDENTIALS MUST BE DISPLAYED TO ENTER THE PRESS LOCATIONS.** The press box is located directly off the main entrance with the broadcast booths located to the left.

ACCESS TO CLUBHOUSE, PHOTOGRAPHERS WORKROOM, FIELD, INTERVIEW ROOM, PRESS BOX: Access to service level (clubhouses, darkrooms, field, and interview room) and club concourse (press box and broadcast locations) is available by the press elevator, which is located behind home plate and runs between the service level, lower concourse and club concourse. On the lower concourse, the media elevator is located across from the Guest Relations Center. Only persons with media credentials will be allowed on the elevator. Media may also gain access between the three levels by using both stairs and escalators from the lower concourse to the club concourse and by using stairs from the lower concourse to the service level.

NEW MEDIA PARKING LOT FOR 2019: DUE TO ONGOING CONSTRUCTION OF GLOBE LIFE FIELD AND LIVE! BY LOEWS--ARLINGTON, GENERAL MEDIA PARKING FOR 2019 WILL BE LOCATED IN MEDIA LOT D, WHICH IS LOCATED ON ROAD TO SIX FLAGS DRIVE ADJACENT TO THE EAST LOADING DOCK AREA AT GLOBE LIFE PARK IN ARLINGTON. All media must enter Media Lot D only thru the D1 entrance off Road to Six Flags Drive. Media Lot D will generally open 30 minutes prior to the opening of the third base media gate. A season parking credential will access the Media Lot D. For daily media parking, please contact the Texas Rangers Communications Department, and your name will be left on the parking list with the Lot D attendant. **PLEASE NOTE THAT PARKING MAY BE LIMITED ON CERTAIN DATES DUE TO THE ONGOING CONSTRUCTION OF THE NEW GLOBE LIFE FIELD.**

PRESS ROOM: The media dining room is located directly behind the press box. It is open for pregame meal service beginning three hours prior to game time to accredited media members only. There is a \$12.75 meal charge.

MEDIA GUIDES AND GAME NOTES: Rangers media guides and guides of other clubs are available upon request in the press box. Game notes and statistics will be available in the press box before the game.

WIRELESS ACCESS: Globe Life Park in Arlington's Press Box is equipped with wireless internet connection: MLB-Press2019 with the password: MediaWifi. There are also Ethernet cables at the majority of seats in the main press box. A member of the media relations staff can assist in establishing a connection.

TELEPHONES: Media wishing to order an individual telephone line should contact both Southwestern Bell at (800) 782-8353 and the Rangers IT department at (817) 273-5290.

WORKROOM: Work space is available in the near end of the press dining room.

FRONT OFFICE

COACHES

PLAYERS

2018 REVIEW

OPONENTS

RECORDS

DEVELOPMENT

MEDIA



INFORMACION PARA LA PRENSA

DEPARTAMENTO DE LAS RELACIONES CON LA PRENSA DE BEISBOL DE LOS TEXAS RANGERS

GLOBE LIFE PARK IN ARLINGTON

1000 BALLPARK WAY | ARLINGTON, TEXAS 76010

JOHN BLAKE.....VICEPRESIDENTE EJECUTIVO, COMUNICACIONES (JBLAKE@TEXASRANGERS.COM)
ANGIE SWINT.....VICE PRESIDENT, PRENSA Y COMUNICACIONES (ASWINT@TEXASRANGERS.COM)
RICH RICE.....DIRECTOR, RELACIONES CON LA PRENSA (RRICE@TEXASRANGERS.COM)
BRIAN SANFILIPPO.....GERENTE, RELACIONES CON LA PRENSA (BSANFILIPPO@TEXASRANGERS.COM)
MADISON PELLETIER.....GERENTE, COMUNICACIONES (MPELLETIER@TEXASRANGERS.COM)
MATT MALLIAN.....GERENTE, INFORMACION DE BEISBOL (MMALLIAN@TEXASRANGERS.COM)
KATE MUNSON.....CORDINADORA, COMUNICACIONES(KMUNSON@TEXASRANGERS.COM)

*ENCARGADA DE CREDENCIALES DE PRENSA

OFFICE.....**817.273.5203**

FAX.....**817.273.5110**

EL DEPARTAMENTO DE LAS RELACIONES CON LA PRENSA DE BEISBOL DE LOS RANGERS: tiene su oficina en el cuarto piso del edificio del jardín central en Globe Life Park in Arlington. La entrada a la oficina está ubicada en el numero 1000 Ballpark Way (esquina de Ballpark Way y Randol Mill Road) al costado sureste del Globe Life Park.

CREDENCIALES: Las credenciales serán otorgadas a las organizaciones periodísticas por el sistema del Internet de los Rangers para credenciales. Las credenciales para la temporada serán otorgadas a los medios de la prensa que deseen cubrir los Rangers todos los días. **TODAS LAS CREDENCIALES PARA LA TEMPORADA TIENEN UNA FOTO Y NO SON TRANSFERIBLES.** Los medios de comunicación y prensa que ocupen diariamente los juegos de los Rangers deben enviar una carta al departamento de las Relaciones con la Prensa, solicitando una credencial, indicando el día que van a cubrir la información. Las solicitudes para los juegos de la temporada regular deben ser enviadas por lo menos 24 horas antes de la fecha del juego y antes de las 3:00 pm los viernes para un juego durante un fin de semana. Está terminantemente prohibido a los miembros de la prensa con credenciales pedir autógrafos o partes del equipo en el campo o el clubhouse. Todas las credenciales para los juegos deben ser recogidas a la Entrada para la Prensa, ubicada a la Entrada de la Girá en la esquinasureste al Globe Life Park in Arlington. Las credenciales estarán disponibles aproximadamente 5 horas antes de comenzar el juego. Antes de este tiempo, puede recogerlas en la oficina del departamento de las Relaciones con la Prensa. **LAS CREDENCIALES NECESITAN PORTARSE SIEMPRE EN UN LUGAR VISIBLE EN TODO EL TIEMPO.** Para más información favor de contactar a Kate Munson al 817-273-5241 o por correo electrónico en kmunson@texasrangers.com

NOTE POR FAVOR: TODA LA PRENSA NECESITA FIRMAR UN DOCUMENTO DE MAJOR LEAGUE BASEBALL ACEPTANDO SUS CONDICIONES Y REGLAS ANTES DE CADA TEMPORADA O UNA CREDENCIAL DIARIA VAYA A SER USADA.

ENTRADA NUEVA PARA EL 2019: Para la temporada 2019, la entrada para los medios de prensa estará ubicada en la entrada de Tercera Base en Globe Life Park in Arlington, en las esquinas de las calles de Ballpark Way con Road to Six Flags. La entrada para los medios de prensa se abrirá cinco horas antes de los juegos de noche, y cuatro horas antes para los juegos por la tarde. Personal de seguridad de Los Texas Rangers, estarán ahí para inspeccionar a todos los medios de prensa sus maletas o bolsos.

CLUBHOUSES: Los dos clubhouses están ubicados en el nivel de servicio del Globe Life Park in Arlington. El clubhouse de los Rangers se encuentra en el costado de primera base, y el de los visitantes está en el lado de tercera base, y los dos tienen acceso a las puertas del túnel de servicio. Sólo los representantes de la prensa con credenciales con acceso al clubhouse les serán permitidas entrar. Los cuartos para entrenamiento y pesas y el comedor son cerradas a todos excepto para los jugadores y oficiales de los Texas Rangers. El clubhouse de los Rangers estará abierto tres y media horas antes de la hora del juego y se cerrará cuando falten 45 minutos antes de comenzar el juego y será abierto nuevamente diez minutos después del finalizar el juego.

CUARTO DE TRABAJO PARA LOS FOTOGRAFOS: Uncuarto de trabajo nuevo está disponible para el 2014. Estubicado en el túnel de los árbitros adyacente del nivel servicio.

CAMPO: Sólo los miembros de la prensa con una credencial que tienen acceso al campo pueden entrar el campo antes del juego. **EL UNICO ACCESO AL CAMPO SERA A TRAVEZ DEL TUNEL DE LOS UMPIRES LOCALIZADO EN EL NIVEL DE SERVICIO DETRAS DE HOME.** Todos los representantes de la prensa deben abandonar el campo 45 minutos antes de la hora del juego.

CUARTO PARA ENTREVISTAS: Un cuarto para entrevistas está ubicado en el nivel de servicio adyacente a los dos clubhouses. El Manejador de los Rangers, Jeff Banister, ofrecerá su conferencia ante la prensa después de los juegos en este cuarto. Además, el cuarto se utiliza para hacer entrevistas especiales y otras conferencias de prensa.

SALA DE PRENSA Y CABINAS DE TRANSMISIONES: El "Burton S. Hawkins Press Box" y todas las cabinas de transmisiones(excepto para los cuatro canales de la televisión local) están ubicadas en el nivel club detrás de Home Plate. La entrada a las cabinas y la sala está ubicada directamente detrás de Home Plate. **LAS CREDENCIALES TIENEN QUE PORTARSE SIEMPRE EN UN LUGAR VISIBLE PARA ENTRAR A LAS UBICACIONES PARA LA PRENSA.** La sala de prensa está ubicada enfrente de la entrada y las cabinas de transmisiones están a la izquierda.

ACCESO AL CLUBHOUSE, CUARTOS OSCUROS, CAMPO, CUARTO PARA ENTREVISTAS, Y SALA DE PRENSA: Para llegar al nivel de servicio, (para los cuartos oscuros, clubhouses, campo, y cuarto para entrevista) y al nivel club, (Sala de prensa y ubicaciones para transmisiones), utilice el ascensor para la prensa que está ubicado detrás de Home Plate y opera entre el nivel servicio, el nivel de lower concourse y el nivel club. En el nivel de lower concourse, el ascensor está ubicado atrás del Centro para Ayudar a los Homicidas. Sólo los miembros de la prensa con credenciales les serán permitidos usar el ascensor. La prensa puede obtener acceso entre los tres niveles por usar escaleras y escaleras mecánicas entre el nivel Lower Concourse y el Nivel Club o por usar escaleras al Nivel Concourse hasta el Nivel Servicio.

LOTE NUEVO DE ESTACIONAMIENTO PARA LA PRENSA: Debido a la construcción de Globe Life Park in Arlington y Texas Live! By Lowes- Arlington 2019, el lote para estacionamiento para los medios de prensa va a ser LOT D Media ubicado en Road to Six Flags Drive al lado del muelle de carga en Globe Life Park in Arlington. Todos los medios de prensa deben entrar por el LOTE D1 ubicado en el Road to Six Flags Drive LOTE DE MEDIA. Normalmente este se abrirá 30 minutos antes de abrir la entrada para los medios de prensa. Se requiere una credencial de acceso para el estacionamiento para la temporada 2019 para poder tener acceso al lote. Favor de enviar correo electrónico o mensaje al departamento de comunicaciones de Los Texas Rangers, para obtener su acceso al estacionamiento y su nombre estará en la lista.

FAVOR DE RECORDAR EL ESTACIONAMIENTO VA A ESTAR LIMITADO PAR ALGUNAS FECHAS DEBIDO A LA CONSTRUCCION. GRACIAS POR COMPRENDER.

ESTACIONAMIENTO: Estacionamiento para la prensa en general están el Lot B (James Bonham Lot) ubicado en el Randol Mill Road en el lado sur de Globe Life Park, atrás de la Entrada de la Prensa. Se requiere una credencial de estacionamiento para usar el Lot. El departamento de relaciones con la prensa puede ayudarlo a Ud. a conseguir credenciales de estacionamiento. Tenga en cuenta hay un límite de estacionamiento por el proyecto de construcción del nuevo Globe Life Field.

COMEDOR: El comedor para la prensa está ubicado detrás de la sala de prensa. Está abierto para la comida 3 horas antes de la hora del juego para miembros acreditados solamente. Hay un costo de \$12.50 por cada comida.

GUIAS PARA LA PRENSA Y NOTAS DE LOS JUEGOS: Guías para la prensa de los Rangers y otros clubes están disponibles en la sala de prensa. Notas del juego y estadísticas estarán disponibles antes del juego en la sala de prensa.

ACCESO A INTERNET INALAMBRICO: La Sala de Prensa en Globe Life Park tiene acceso inalámbrico al Internet sin cargo. MLB-Press 2018 con la siguiente contraseña Press/Wireless. También contamos con cables de internet en la mayoría de los asientos para la prensa. Un miembro de la oficina de los Rangers puede ayudar a la prensa para establecer una conexión.

TELEFONOS: Para obtener un teléfono personal, llame a Southwestern Bell al (800) 782-8353 y los Rangers al (817) 273-5290.

CUARTO DE TRABAJO: Espacio para trabajar está disponible en el fondo del comedor. Toda la información para los juegos se encuentra disponible en esta área.





RICH RICE

◆ SENIOR DIRECTOR, MEDIA RELATIONS ◆

Rich Rice is in his 12th season as Senior Director of Media Relations. In this role, he is responsible for assisting John Blake with the club's baseball PR efforts.

Rice spent two seasons with the communications department for the Colorado Rockies in 2006-07, returning to the Rangers shortly after the Rockies lost the 2007 World Series. He also spent five seasons as an assistant in the Rangers PR department from 2001-05.

A native of Blue Springs, Mo., Rice served internships with the Chicago Cubs, Baseball Hall of Fame, and the University of Missouri-Kansas City prior to his first stint with the Rangers. He graduated with a BBA from UMKC in 1999 and earned a master's of sports administration from Ohio University in 2000. Rice also served as a Kansas City Royals clubhouse attendant/batboy from 1994-1999.

Rice and his wife, Jennifer, reside in Lantana with daughter Madeline (10) and son Brooks (7).



BRIAN SANFILIPPO

◆ MANAGER, MEDIA RELATIONS ◆

Brian Sanfilippo begins his 11th season with the Texas Rangers media relations department after joining the club in September 2008.

The Cleveland, Ohio native came to the Rangers after spending the previous three seasons with the Rangers Double-A affiliate, the Frisco RoughRiders in Frisco, Texas. As the Baseball Operations and Communications Manager with the RoughRiders, he coordinated all baseball and business-related media coverage for the RoughRiders. He also gained four years of experience in Mount Union College's Sports Information Department assisting in the media relations efforts of the 12-time Division III National Champion football program.

Brian graduated from Mount Union College in Alliance, Ohio in 2007.



MATT MALLIAN

◆ MANAGER, BASEBALL INFORMATION ◆

Matt Mallian is in his third season with the Rangers, his first as Manager of Baseball Information. He originally joined the club as the communications intern in 2017 and was hired full-time prior to the 2018 season.

A 2017 graduate of Elon University, Mallian spent three seasons as a media relations intern for the Carolina Hurricanes, and has also completed internships with USA Baseball, Elon University athletics, and the Burlington (N.C.) Times-News.

The Chicago-area native came to the Rangers from Raleigh, North Carolina and attended Athens Drive High School, the same school that produced former Ranger Josh Hamilton.



KATE MUNSON

◆ COORDINATOR, MEDIA RELATIONS ◆

Kate Munson begins her fifth season with the Rangers after joining the organization in December 2014. Before coming to Texas, she completed two seasons as the Communications Intern for the Tampa Bay Rays and one season as the Media Relations Intern for the Chicago Cubs.

The Rockford, Illinois native attended the University of Illinois, where she spent all four years as a beat reporter covering sports for The Daily Illini, the student newspaper on campus. She was introduced to public relations when she worked in the communications department for her hometown Minor League hockey team, the American Hockey League's Rockford IceHogs, prior to graduation.

Kate earned her journalism degree from Illinois in 2011.



BLOWN SAVE: When a relief pitcher enters a game in a save situation and departs with the save situation no longer in effect because he has given up the lead, he is charged with a blown save. If the save opportunity still exists when he leaves the game, he is not charged with a save opportunity. If the pitcher has not given up the lead when he leaves the game, though the save opportunity may no longer exist, he is not charged with a save opportunity. This method has been part of the Rolands formula since 1988.

CONSECUTIVE-GAME HITTING STREAKS: A consecutive-game hitting streak shall not be terminated if a player's plate appearances (one or more) result in a base on balls, hit batsman, defensive interference or a sacrifice bunt. The streak shall terminate if the player has a sacrifice fly or no hit. Consecutive game hitting streaks do not carry over from season to season.

CONSECUTIVE-GAME PLAYING STREAK: A consecutive-game playing streak shall be extended if the player plays one-half-inning on defense, or if he completes a time at bat by reaching base or being put out. A pinch-running appearance only shall not extend the streak. If a player is ejected from a game by an umpire before he can comply with the requirements of this rule, his streak shall continue.

DAY/NIGHT GAME: Any game scheduled to start after 5:00 p.m. will be considered a night game. If a game is scheduled to start at or before 5 p.m. and is delayed by rain or for any other reason it shall be considered a day game. However, both games of a two-night doubleheader shall be considered night games. When afternoon and night games are played on the same day and separate admissions are charged, they will be counted as one day and one night game and will not be considered a doubleheader.

DETERMINING GAMES BACK IN STANDINGS: Determine the games above .500 of team in first place, minus the games above .500 of team you're trying to figure out. Example: If the team in first is 5 games above .500 and you are trying to figure out how many games back a team that is one game above .500, then $5-1=4$ so the team is 4 games back. Or the number of fewer wins plus the number of extra losses than the leader in the standings, divided by 2.

INJURED LISTS

10-DAY: The player must remain off the active roster for a minimum of 10 calendar days, starting on the day following the player's last game.

60-DAY: Same rules apply, however, this may only be used when the team's 40-man roster is full. Any player placed on the 60-day disabled list after Aug. 1 may not play for the remainder of the season, including any postseason game.

HOW TO FIGURE...

BATTING AVERAGE: Divide the number of hits by the number of at-bats. Example: Player A is 12-for-40, or hit .300.

EARNED RUN AVERAGE: Multiply the number of earned runs by 9; take the number and divide it by the number of innings pitched. Example: Pitcher B has allowed 12 earned runs in 45 innings of work for a 2.40 ERA.

SLUGGING PERCENTAGE: Divide the number of total bases by the total number of at bats. (At-bats do not include walks, sacrifices, hit by pitcher, or times awarded first base because of interference or obstruction). Example: Player A's 12 hits include six singles (6), one double (2), two triples (6) and three home runs (12) for a total of 26 total bases in 40 at bats and a .650 slugging percentage.

FIELDING AVERAGE: Divide the total putouts and assists by the total of putouts, assists and errors.

ON-BASE PERCENTAGE: Divide [hits plus total bases on balls plus hit-by-pitch] by [at-bats plus total bases on balls plus hit-by-pitch and sacrifice flies]. For purposes of this percentage, ignore being awarded first base on interference or obstruction.

7-DAY: The 7-day disabled list is used exclusively for concussions. Like the 10-day list, the player remains on the 40-man roster but is not counted against the active roster. After 10 days, if the player is still on the 7-day list, he automatically rolls onto the regular 10-day disabled list with credit for those 10 days.

HOLD RULE: The hold is not an official statistic, but it was created as a way to credit middle relief pitchers for a job well done. If a reliever comes into a game to protect a lead, gets at least one out and leaves without giving up that lead, he is credited with a hold. You can not get a save and hold in the same game.

MAGIC NUMBER: Determine the number of games yet to be played, add one, then subtract the number of games ahead in the loss column of the standings from the closest opponent.

PLAYER ROSTER LIMITS: 40 from Sept. 1 to opening day; 25 from opening day to Aug. 31, although teams have the option to carry 24 players instead of 25.

QUALIFICATIONS FOR A BATTING CHAMPIONSHIP: Highest batting average based on a minimum of 502 plate appearances, including official times at bat, bases on balls, hit by pitch, sacrifice hits, sacrifice flies and times awarded first base due to interference or obstruction.

QUALIFICATIONS FOR A FIELDING CHAMPIONSHIP: Highest fielding average and (a) catcher must have played in at least 81 games; (b) infielder or outfielder must have played in at least 108 games; and (c) pitcher must have 162 innings pitched. NOTE: These figures DO NOT determine Rawlings Gold Glove winners at the end of the season.

QUALIFICATIONS FOR A PITCHING CHAMPIONSHIP: Lowest earned run average with a minimum of 162 innings pitched.

QUALIFICATIONS FOR A ROOKIE: Not more than 130 at-bats or 50 innings pitched in the Major Leagues during a previous season or seasons, nor more than 45 days on a major league roster during the 25-player limit (prior to Aug. 31, excluding time in military service). Time on the disabled list does not count towards rookie status.

QUALITY START: Defined as a start where a pitcher lasts 6 or more innings and gives up 3 or less earned runs.

SAVE RULE: Credit a pitcher with a save when he meets all three of the following conditions: (1) He is the finishing pitcher in a game won by his club; (2) He is not the winning pitcher; and (3) He qualifies under one of the following conditions: (a) He enters the game with a lead of no more than three runs and pitches for at least one inning; or (b) He enters the game, regardless of the count, with the potential tying run either on base, or at bat, or on deck (that is, the potential tying run is either already on base or is one of the first two batsmen he faces); or (c) He pitches effectively for at least three innings. No more than one save can be credited in each game.

TRADING REGULATIONS: For assignment from one major league club to another, waivers are necessary ONLY beginning Aug. 1 and ending the day following the close of the championship season. At all other times, no waivers are necessary for trades at the major league level.

WAIVER PERIODS: End of season to 30th day of season; 31st day of the season to July 31; Aug. 1 to end of season. Player are available on waivers in reverse order of standings at the time waivers expire, if more than 30 days after start of season; otherwise in reverse order of standings at the close of the previous season.

YEAR OF SERVICE: 172 days constitute a full major league year of service.



Fox Sports Southwest (FSSW) is in its 19th season carrying Texas Rangers baseball, the fifth year as the exclusive television rights holder.

FSSW is scheduled to carry approximately 160 games on regional cable and satellite television in 2019 with all games on affiliates in the Dallas-Fort Worth broadcast in High Definition.

All Rangers broadcasts on FOX Sports Southwest will be streamed on FOX Sports GO, the live streaming platform. FOX Sports GO is available on FOXSportsGO.com or on the FOX Sports GO app, which can be downloaded from iTunes, Google Play, Amazon App Store and Windows Store. Streaming is also available on several connected devices, including Apple TV, Android TV, FireTV and Stick, Roku, Chromecast and Xbox One.

Production facilities for Rangers home games and a number of away telecasts are provided by Mobile Television Group.



SOUTHWEST

FOX Sports Southwest is the local television home of the Texas Rangers and reaches over 10 million cable and satellite TV homes in Texas, Oklahoma, Louisiana, and Arkansas. The regional sports network specializes in home team coverage of Southwest professional and collegiate teams.

FOX Sports Southwest, and its sister regional sports networks FOX Sports Oklahoma and FOX Sports New Orleans, are the television homes of the NBA's Dallas Mavericks, San Antonio Spurs, Oklahoma City

Thunder and New Orleans Pelicans; MLB's Texas Rangers; the NHL's Dallas Stars; the WNBA's Dallas Wings; Big 12, collegiate events, including expanded coverage of the University of Oklahoma, Oklahoma State, Baylor, Texas Tech and TCU; University Interscholastic League (UIL) Texas high school events.



DAVE RAYMOND

♦ TELEVISION PLAY-BY-PLAY ♦

Dave Raymond begins his third year as the primary play-by-play announcer for the club's broadcasts on FOX Sports Southwest. Raymond joined the Rangers in 2016 and worked approximately 45 TV games that season.

The 24-year broadcasting veteran called radio and television games for the Houston Astros from 2006-2012. Raymond also has major league experience on the radio side with the San Francisco Giants and Baltimore Orioles and has been a Minor League broadcaster for the Brockton Rox, Sonoma County Crushers, Charleston River Dogs, and Iowa Cubs. From 2013-15, he served as a play-by-play and studio host for Major League Baseball Advanced Media.

His other broadcasting credits include college football, basketball, baseball, and softball for ESPN, Comcast, Root Sports, and the CBS Sports Network. Raymond was the pre and postgame studio host for Houston Texans shows on FSSW in 2013 and 2014.

Raymond was also a business reporter for Forbes and Forbes ASAP from 1997-2002. He is a 1994 graduate of Stanford University, where he was Senior Class President and a member of the track and field team. Dave resides in Flower Mound, TX with his wife Tish and sons Donnie (16), Tommy (14), and



TOM GRIEVE

♦ TELEVISION COLOR ANALYST ♦

Tom Grieve is in his 25th season as an analyst in the Rangers' television booth after debuting on Prime Sports broadcasts in 1995, the longest tenure of any TV broadcaster in club history. Elected to the Rangers Hall of Fame in 2010, he has been with the Washington/Texas franchise for nearly 51 of his 52 years in professional baseball. Grieve joined longtime Rangers' coach and Minor League manager Bobby Jones in throwing out the ceremonial first pitches on opening day in 2016 in recognition of their 50th pro seasons.

In 2019, Grieve will serve as the in-game analyst for approximately 60 games.

Named the Rangers' Vice President and General Manager in September 1984, Grieve became the youngest General Manager in baseball at the time and remained in the position until September 1994. He was the Senators' first round pick in the October, 1966 June free agent draft after an outstanding high school career in his hometown of Pittsfield, Massachusetts. Grieve was elected to the Western Massachusetts Baseball Hall of Fame in 2017.

He played in the majors with the Senators, Rangers, Mets and Cardinals from 1970-79. He was the Rangers' Player of the Year in 1976 with career bests of 20 homers and 81 RBI.

Grieve joined the Rangers' front office as director of group sales in 1980, became assistant director of player development in 1981, and was promoted to director of player development after the 1982 season.

Tom and his wife, Kathy, have three children, all accomplished athletes. His oldest son Tim, a 1994 graduate of Texas Christian University, pitched in the Kansas City and Arizona organizations and is now a Texas scout for the Detroit Tigers. His son Ben was the 2nd pick in the nation in the 1994 June draft and played nine major league seasons with the A's, Devil Rays, Brewers, and Cubs, earning 1998 American League Rookie of the Year honors with Oakland. Daughter Katie was an all-state volleyball player at Arlington Martin HS and went on to play at Auburn University. She graduated from the University of Texas in 2000. Tom and Kathy have eight grandchildren.





C.J. NITKOWSKI

◆ TELEVISION COLOR ANALYST/PLAY-BY-PLAY ◆

Former major league pitcher C.J. Nitkowski joined the Rangers as a television analyst in 2017. He is expected to work about 100 regular season games again in 2019 and will do a select number of games as the play-by-play announcer.

Nitkowski has been with FOX since 2014, serving as an analyst on national broadcasts for FOX/FS1 as well as working in a studio role for MLB WhipAround and pre- and post-game programming on FOX MLB regular and postseason games. He is also an analyst and host for MLB Network Radio on Sirius/XM.

The lefthander pitched in 336 games for eight major league teams (Cincinnati, Detroit, Houston, New York Mets, Texas, Atlanta, New York Yankees, Washington) from 1995-2005, including an 18-game stint with the Rangers in 2002 and 2003. He completed his playing career with two years each in Japan and Korea before beginning his broadcasting career.

Nitkowski also played Dutch Leonard in the movie 42 in 2013 and has had multiple cameos as well as serving as a script consultant for FOX TV's Pitch, which aired in 2016.

A native of Suffern, New York, Nitkowski was selected by Cincinnati in the first round of the 1994 MLB 1st Year Player Draft out of St. John's (NY) University. He lives in Alpharetta, GA with his wife Megan and three children, Matthew (19), Brooke (17), and Luke (11).

FRONT OFFICE

COACHES



EMILY JONES

◆ FIELD REPORTER AND RANGERS INSIDER HOST ◆

A familiar face in Texas Rangers telecasts, Emily Jones returns in 2019 as the field reporter for the majority of the FOX Sports Southwest's home telecasts and a select number of road broadcasts. In addition, she serves as a reporter on the weekly Rangers Insider show and all other in-season and off-season Rangers programming on FOX Sports Southwest as well as makes appearances on behalf of the club. She also undertakes assignments for MLB Network and MLB.com. Jones has been a part of the Rangers' television broadcasts since 2007.

Jones worked full-time for FOX Sports Southwest on a variety of the network's programming from 2004 through October 2013. She previously was a news reporter and sports director at KCBD-TV in Lubbock. She is a graduate of Texas Tech University.

She is the author of two children's books, A Place for Everyone (2017) and Something Special in the Stands (2018). Jones is a member of the Board of Directors for the Do It For Durrett Foundation.

Emily and her husband Mike McCoy have two children, Henry and Hattie, and reside in Fort Worth.

PLAYERS

2018 REVIEW

OPPONENTS

RECORDS

DEVELOPMENT

MEDIA

RANGERS LIVE HOSTS ON FOX SPORTS SOUTHWEST



MIKE BACSIK



STEVE BUECHELE



ERIN HARTIGAN



DANA LARSON



MARK McLEMORE



DAVID MURPHY



RIC RENNER



JOHN RHADIGAN



PUDGE RODRIGUEZ



105.3 *The FAN*

major sports and numerous college athletic programs. Entercom also owns 98.7 KLUV (FM), 100.3 Jack FM (KJKK-FM), ALT 103.7 (KVLV-FM) and La Grande 107.5 (KMVK-FM)

in Dallas-Fort Worth.

Entercom Communications Corp. (NYSE: ETM) is a leading American media and entertainment company reaching and engaging over 100 million people each week through its premier collection of highly rated, award winning radio stations, digital platforms and live events. As one of the country's two largest radio broadcasters, Entercom offers integrated marketing solutions and delivers the power of local connection on a national scale with coverage of close to 90% of persons 12+ in the top 50 markets. Entercom is the #1 creator of live, original, local audio content and the nation's unrivaled leader in news and sports radio. Learn more about Philadelphia-based Entercom at www.entercom.com, Facebook and Twitter (@Entercom).

In addition, the Rangers Radio Network provides Rangers baseball coverage to more than 80 stations throughout Texas, Arkansas, Louisiana, New Mexico, and Oklahoma. The Rangers oversee all production and network elements for the radio broadcasts with distribution provided by Skyview Satellite Networks.

ERIC NADEL

+ RADIO PLAY-BY-PLAY/COLOR +



The 2014 recipient of the Ford C. Frick Award, Eric Nadel is in his 25th year as the lead voice on the Texas Rangers radio broadcasts. It marks his 41st year broadcasting Rangers baseball, the longest tenure of any announcer in the history of the franchise and the second longest continuous current stint with one team in the American League to Kansas City's Denny Matthews (51st year in 2018).

The Ford C. Frick Award is presented annually for excellence in broadcasting by the National Baseball Hall of Fame and Museum. Nadel was the first primary voice of the Texas Rangers to be honored with the Frick Award, which was first presented in 1978. He was a finalist for the 2011, 2012, and 2013 Frick Awards.

Nadel was honored at the Hall of Fame's Awards Presentation on July 26, 2014 in Cooperstown, New York, along with 2014 J.G. Taylor Spink Award winner Roger Angell and Buck O'Neil Lifetime Achievement Award recipient Joe Garagiola.

Nadel is an eight-time selection of the National Sportscasters and Sportswriters Association Texas Sportscaster of the Year Award (1999, 2001, 2002, 2006, 2009, 2010, 2011, 2015) and was twice honored by the Associated Press for best play-by-play in Texas. He was inducted as the 15th member of the Texas Rangers Baseball Hall of Fame on August 11, 2012.

Nadel joined the Rangers in 1979 and called games on television and radio in his first three seasons. Beginning in 1982, he began a 13-year run with Mark Holtz as the radio team on WBAP while returning to the television booth for one year in 1984. Nadel became the team's lead radio voice on KRLD Radio when Holtz moved to television in 1995.

Nadel is a graduate of Brown University, where he called football and hockey on the college radio station. He had Minor League hockey play-by-play stints in Muskegon, MI, Oklahoma City, Dallas and Fort Worth, and was also the radio voice of the Dallas Diamonds of the Women's Professional Basketball League. Nadel has spent several offseasons learning Spanish and has taken part in Spanish game broadcasts in numerous Latin American countries.

He is also the author of four books, including his latest work, LIM-ERICI, an illustrated book of limericks published in November 2018. A portion of the proceeds from the sales of that book is going to the Texas Rangers Baseball Foundation. Nadel also wrote Texas Rangers: The Authorized History, which was released in 1997.

Eric is very active in the local music scene, annually presenting a Birthday Benefit Concert for Focus on Teens, for which he is a member of the Board of Directors, at Dallas' Kessler Theater. This year's concert on May 2 stars Parker Millsap and Daphne Willis. He is also staging a monthly Sunday concert series at Cafe Momentum. He is very involved in numerous mental health causes, serving as a spokesman for the national Campaign to Change Direction and for Texas State of Mind. He is a long-time animal activist and raised the funds for the construction of the first leash-free dog park in North Texas at Mockingbird Point in Dallas.

A 1991 inductee in the Texas Baseball Hall of Fame, Nadel and his wife, Jeannie, reside in Dallas and Durango, CO with their dog, Kirby, a terrier mix.





MATT HICKS

♦ RADIO PLAY-BY-PLAY/COLOR ♦

Matt Hicks is in his seventh full season in the Texas Rangers radio booth after joining the broadcasts in June 2012.

Hicks came to the Rangers from the Corpus Christi Hooks, the Houston Astros Texas League affiliate, where he had served as Director of Broadcasting and Media Relations since 2005. In that role, he was the primary play-by-play voice on all radio broadcasts and called Hooks television games on Fox Sports Southwest's Astros Minor League Game of the Week from 2007-09.

Hicks has 30 years of professional baseball play-by-play experience, making stops with Frederick of the Carolina League from 1989-94 and El Paso of the Texas League from 1995-2004 before becoming an inaugural employee at Corpus Christi. He is a former winner of the Radio Broadcaster of the Year Award in El Paso and in 2016 was inducted into the El Paso Baseball Hall of Fame.

In addition, Hicks has extensive experience broadcasting college basketball with Mount St. Mary's College (Emmitsburg, MD), James Madison University (Harrisonburg, VA), the University of Texas-El Paso, New Mexico State University, and Texas A&M University-Corpus Christi. He was also the first play-by-play voice of the El Paso Buzzards of the Western Professional Hockey League. During his time in Corpus Christi, Hicks also broadcast high school football on the Texas Sports Radio Network's CCISD Game of the Week.

Hicks is a graduate of the University of Maryland in College Park, where he called baseball, football, basketball, and lacrosse on WMUC Radio. The native of Washington, D.C. also was an extra in the movie Major League II, appearing in scenes featuring Bob Uecker, A.K.A. Harry Doyle.

Hicks and his wife, Estelle have a son Nathaniel and reside in Keller. Matt also has a daughter, Amy, who lives in West Virginia.



JARED SANDLER

♦ PRE- AND POST-GAME HOST ♦

Jared Sandler is in his fifth season as the full-time pre and postgame host for the Texas Rangers Radio Network. He also fills in on radio play-by-play for selected Rangers' games.

In addition to his duties with the Rangers, Jared also fulfills various on-air responsibilities with the team's flagship, 105.3 The FAN, joining the station in March 2015. He is also the television voice of the Frisco RoughRiders, the Rangers' Texas League affiliate, and the Texas Legends of the NBA's G League. A native of Dallas, Sandler previously worked for 103.3 FM ESPN as an on-air host. Prior to his return to DFW, he spent two years with ESPN 100.9 FM/Great Lakes Loons (Midwest League), calling play-by-play for baseball, basketball, and football, as well as hosting the region's highest-rated afternoon drive sports talk show.

A graduate of the University of Southern California (USC) in 2011, Sandler earned a Bachelor of Arts in Communication and a minor in Entrepreneurial Studies. While at USC, in addition to directing the student-led sports radio station and working with ESPN 710 in Los Angeles, Jared also was a member of the school's baseball program, serving as a practice player and aiding in baseball operations.

In December 2018, Sandler held the second annual Jared Sandler's Swinging Fore A Cause event to benefit the Greater Dallas area of Special Olympics Texas. He and his wife Emily reside in Dallas.

2019 TEXAS RANGERS RADIO NETWORK

KZQQ-AM 1560 Abilene	KUOA-FM 97.9 Gentry, AR	K270C0-FM101.9 Round Rock
KVLF-AM 1240 Alpine (weekends)	KHGG-FM 98.9 Glenwood, AR	KRUI-AM 1490 Ruidoso, NM
KALP-FM 92.7 Alpine (weekdays)	KBLY-FM 100.5 Graham	KGKL-AM 960 San Angelo
KGNC-AM 710 Amarillo	KSEY-AM 1230 Haskell	KZDC-AM 1250 San Antonio
KNNU-FM 92.3 Antlers, OK	KWRD-AM 1470 Henderson	KZDC-FM 94.5 San Antonio
KPYN-FM 95.5 Atlanta	KHGG-AM 670 Hot Springs, AR	KSEY-FM 94.3 Seymour
KLGO-AM 1260 Austin	KHGG-FM 98.9 Hot Springs, AR	KJIM-FM 101.3 Sherman
KAMD-FM 97.1 Bearden/Camden, AR	KPLT-FM 96.3 Hugo, OK	KSYB-AM 1300 Shreveport, LA
KTON-FM 100.9 Belton	KRZI-AM 1660 Killeen	KUOA-AM 1290 Siloam Springs, AR
KBST-AM 1480 Big Spring	KPET-AM 690 LaMesa	KSNY-AM 1450 Snyder
KNTX-AM 1410 Bowie	KJTV -AM 950 Levelland	KAKS-FM 99.5 Springdale, AR
KNEL-AM 1490 Brady	KASR-FM 92.7 Little Rock	KSTV-AM 1510 Stephenville
KRXO-FM 107.9 Broken Arrow, OK	KTTU-FM 97.3 Lubbock	KBBS-FM 93.9 Stephenville
KBKI-FM 1490 Broken Bow, OK	KJVC-FM 92.7 Mansfield, LA	KSST-AM 1230 Sulphur Springs
KBWD-AM 1380 Brownwood	KMHT-FM 103.9 Marshall	KTON-AM 1330 Temple
KGAS-FM 104.3 Carthage	KQIK-FM 105.9 McAlester, OK	KTKT-AM 1400 Texarkana
KHDY-AM 1350 Clarksville	KLRK-AM 1590 Mexia	KRXO-AM 1270 Tulsa, OK
KZNE-FM 102.7 College Station	KBEF-FM 104.5 Minden, LA	KRWR-FM 92.1 Tyler
KZNE-AM 1150 College Station	KLRK-FM 101.3 Moody	KNCB-AM 1320 Vivian, LA
KCOM-AM 1550 Comanche	KCKB-FM 104.1 Moran	KRZI-AM 1660 Waco
KCOM-FM 100.5 Comanche	KNAS-FM 105.5 Nashville, AR	KRZI-FM 99.1 Waco
KRLD-FM 105.3 Dallas	KBLY-FM 100.5 Newcastle	KXPN-FM 99.5 Wichita Falls
KJIM-AM 1500 Denison	KEBC-AM 1560 Oklahoma City, OK	
KDHN-AM 1470 Dimmitt	KRXO-FM 107.7 Oklahoma City, OK	
KGNC-FM 97.5 Dumas	KPXI-FM 100.7 Overton	
KHEY-AM 1380 El Paso	KPLT-AM 1490 Paris	
KAKS-FM 99.5 Fayetteville, AR	KRIA-FM 103.9 Plainview	
KTON-FM 100.9 Fort Hood	KPYN-AM 900 Queen City	

SPANISH RADIO AFFILIATES:

KPUR-AM 1440 Amarillo	
KDON-AM 1390 De Queen, AR	
KFLC-AM 1270 Dallas	
KYZS-AM 1490 Tyler	



In November 2016, the Rangers entered into a multi-year agreement with Univision Deportes Radio to be the team's Spanish radio flagship station.

The majority of the Rangers' home and away games are broadcast by KFLC Univision Deportes 1270am, which was previously the Rangers' Spanish radio home from 1999-2010. Selected games are carried by Univision's La Jefa KFZO 99.1 FM when programming conflicts arise on KFLC 1270am.

Univision Deportes 1270am brings listeners in the Dallas-Ft. Worth area the best in live sports commentary, live games, original content and broadcast programming. It also offers digital streams of select games and content; as well as



podcasts so that fans can access their favorite shows on their mobile devices. Univision Deportes Radio is a national radio network serving Hispanic sports fans in Phoenix, Los Angeles, Miami, New York, Chicago, Houston, Dallas, San Antonio, McAllen and Las Vegas. It is part of Univision Deportes, the multimedia sports division of Univision Communications Inc., the leading media company serving Hispanic America.

In addition, the Rangers Spanish Radio Network will provide Rangers baseball coverage to a number of stations throughout Texas and Arkansas. The Rangers will continue to oversee all radio production and network elements of the broadcasts.



ELENO ORNELAS

♦ SPANISH RADIO PLAY-BY-PLAY/COLOR ♦

Eleno Ornelas is in his 20th season as a radio broadcaster for all Rangers Spanish, his 17th as the lead play-by-play announcer. In addition to his broadcast duties, Ornelas serves as the team's Spanish language interpreter and contributes to the Rangers Hispanic marketing and community initiatives in the Dallas-Fort Worth Metroplex on a year-round basis.

He was presented with the 2014 Golden Microphone Award from the National Association of Mexico Broadcasters, the organization's highest award.

Ornelas began his broadcasting career at KRVA Radio in Dallas in 1993 before moving KESS-AM as a full-time sports announcer in 1998. He joined the Rangers organization as a full-time employee in 2003. In addition to the Rangers, Ornelas has done radio play-by-play for the Dallas Mavericks and covered the Dallas Cowboys and Dallas Burn during his tenure with KESS. He currently does Spanish radio broadcasts for Oklahoma City Thunder home games. Ornelas is a native of Juarez, Mexico and was a professional baseball announcer in that country before coming to Texas. He has an extensive background as an administrator in the Mexican amateur baseball leagues in North Texas, serving as President of the Dallas League from 1993-98.



JOSE GUZMAN

♦ SPANISH RADIO COLOR ♦

Jose Guzman returns as the Spanish radio analyst for Rangers' home games in 2019. The former major league pitcher rejoined the broadcast team in 2015 after previously serving in that role on a fulltime basis from 2004-09.

Guzman also provided analysis on the Rangers Spanish home television broadcasts from 2010-13. He makes appearances in the community on behalf of the team. Guzman compiled an 80-74 record in 193 career appearances with the Rangers and Cubs from 1985-93. He won 11 or more games four times with Texas and was the team's Pitcher of the Year and A.L. Comeback Player of the Year in 1991. Shoulder injuries plagued him for much of his career, although he came out of retirement to pitch for the Independent Fort Worth Cats in 2001 and 2002.

FORD C. FRICK AWARD WINNERS

1978	Mel Allen	1988	Lindsey Nelson	1999	Arch McDonald	2010	Jon Miller
	Red Barber	1989	Harry Caray	2000	Marty Brennaman	2011	Dave Van Horne
1979	Bob Elson	1990	By Saam	2001	Felo Ramirez	2012	Tim McCarver
1980	Russ Hodges	1991	Joe Garagiola	2002	Harry Kalas	2013	Tom Cheek
1981	Ernie Harwell	1992	Milo Hamilton	2003	Bob Uecker	2014	Eric Nadel
1982	Vin Scully	1993	Chuck Thompson	2004	Lon Simmons	2015	Dick Enberg
1983	Jack Brickhouse	1994	Bob Murphy	2005	Jerry Coleman	2016	Graham McNamee
1984	Curt Gowdy	1995	Bob Wolff	2006	Gene Elston	2017	Bill King
1985	Buck Canel	1996	Herb Carneal	2007	Denny Matthews	2018	Bob Costas
1986	Bob Prince	1997	Jimmy Dudley	2008	Dave Niehaus	2019	Al Helfer
1987	Jack Buck	1998	Jaime Jarrin	2009	Tony Kubek		



RANGERS BROADCAST HISTORY

YEAR	RADIO	TELEVISION	CABLE
1972	KRLD-Bill Mercer & Don Drysdale	KDRW Ch. 4-Mercer & Drysdale	
1973	KRLD-Mercer & Dick Risenhoover	KDFW Ch. 4-Risenhoover & Tom Hedrick	
1974	WBAP-Risenhoover & Bill Merrill	WBAP Ch. 5-Risenhoover & Jimmy Piersall & Burt Hawkins	
1975	WBAP-Risenhoover & Merrill	KXAS Ch. 5-Risenhoover & Tom Vandergriff	
1976	WBAP-Risenhoover & Merrill	KXAS Ch. 5-Risenhoover & Vandergriff	
1977	WBAP-Risenhoover & Merrill	KXAS Ch. 5-Risenhoover & Vandergriff	
1978	WBAP-Jon Miller & Merrill	KXAS Ch. 5-Miller & Frank Glieber	
1979	WBAP-Miller & Merrill	KXAS Ch.5-Miller & Glieber & Eric Nadel	
1980	WBAP-Mel Proctor/Merrill/Nadel	KXAS Ch. 5-Proctor & Glieber & Nadel	
1981	WBAP-Proctor/Merrill/Nadel	KXAS Ch 5-Proctor & Nadel	
1982	WBAP-Holtz & Nadel	KXAS Ch. 5-Harmon & Steve Busby	Vue Pay-Mark Holtz/Norm Hitzges 5 Star Cable-Harmon & Busby
1983	WBAP-Holtz & Nadel	KXAS Ch. 5-Harmon & Busby	HSE-Harmon & Busby
1984	WBAP-Holtz & Nadel	KXAS Ch. 5-Holtz/Nadel/Busby	HSE-Harmon & Busby
1985	WBAP-Holtz & Nadel	KTVT Ch. 11-Phil Stone & Fred Patek	HSE-Harmon & Busby
1986	WBAP-Holtz & Nadel	KTVT Ch. 11-Bob Carpenter & Busby	HSE-Harmon/Hitzges/Carpenter
1987	WBAP-Holtz & Nadel	KTVT Ch. 11-Carpenter & Busby	HSE-Harmon/Hitzges/Carpenter
1988	WBAP-Holtz & Nadel	KTVT Ch. 11-Carpenter & Busby	HSE-Harmon/Hitzges/Carpenter
1989	WBAP-Holtz & Nadel	KTVT Ch. 11-Carpenter & Busby	HSE-Harmon/Hitzges/Greg Lucas
1990	WBAP-Holtz & Nadel	KTVT Ch. 11-Busby & Jim Sundberg	HSE-Dave Barnett/Brad Sham/Lucas/Sundberg
1991	WBAP-Holtz & Nadel	KTVT Ch. 11-Busby & Sundberg	HSE-Lucas & Hitzges
1992	WBAP-Holtz & Nadel	KTVT Ch. 11-Busby & Sundberg	HSE-Lucas & Hitzges
1993	WBAP-Holtz & Nadel	KTVT Ch. 11-Busby & Sundberg	HSE-Lucas & Hitzges
1994	WBAP-Holtz & Nadel	KTVT Ch. 11-Busby & Sundberg	HSE-Lucas & Hitzges
1995	KRLD-Nadel & Brad Sham	KTVT Ch. 11-Busby & Sundberg	Prime-Holtz, Hitzges & Tom Grieve
1996	KRLD-Nadel & Sham	KXAS Ch. 5/KXTX Ch. 39-Holtz & Grieve	
1997	KRLD-Nadel & Sham	KXAS Ch. 5/KXTX Ch. 39-Holtz & Grieve (Bill Jones replaced Holtz 5/23/97)	FOX Sports SW-Holtz & Grieve
1998	KRLD-Nadel & Vince Cotroneo	KXAS Ch. 5/KXTX Ch. 39-Jones & Grieve	FOX Sports SW-Jones & Grieve
1999	KRLD-Nadel & Cotroneo	KXAS Ch. 5/KXTX Ch. 39-Jones & Grieve	FOX Sports SW-Jones & Grieve
2000	KRLD-Nadel & Cotroneo	FOX Ch. 4/KDFI Ch. 27-Jones & Grieve	FOX Sports SW-Jones & Grieve
2001	KRLD-Nadel & Cotroneo	FOX Ch. 4/KDFI Ch. 27-Jones & Grieve	FOX Sports SW-Jones & Grieve
2002	KRLD-Nadel, Cotroneo, Scott Franzke	FOX Ch. 4/KDFI Ch. 27-Josh Lewin & Grieve	FOX Sports SW-Lewin & Grieve
2003	KRLD-Nadel & Cotroneo	FOX Ch. 4/KDFI Ch. 27-Lewin & Grieve	FOX Sports SW-Lewin & Grieve
2004	KRLD-Nadel & Victor Rojas	FOX Ch. 4/KDFI Ch. 27-Lewin & Grieve	FOX Sports SW-Lewin & Grieve
2005	KRLD-Nadel & Rojas	FOX Ch. 4/KDFI Ch. 27-Lewin & Grieve	FOX Sports SW-Lewin & Grieve
2006	KRLD-Nadel & Rojas	FOX Ch. 4/KDFI Ch. 27-Lewin & Grieve	FOX Sports SW-Lewin & Grieve
2007	KRLD-Nadel & Rojas	FOX Ch. 4/KDFI my27-Lewin & Grieve	FOX Sports SW-Lewin & Grieve
2008	KRLD-Nadel & Rojas	FOX Ch. 4/KDFI my27-Lewin & Grieve	FOX Sports SW-Lewin & Grieve
2009	KRLD-Nadel & Dave Barnett	FOX Ch. 4/KDFI my27-Lewin & Grieve	FOX Sports SW-Lewin & Grieve
2010	KRLD-Nadel & Barnett	FOX Ch. 4/KTXA TXA21-Lewin & Grieve	FOX Sports SW-Lewin & Grieve
2011	ESPN-Nadel, Barnett, Busby & Dolgin	KTXA TXA21-John Rhadigan, Barnett & Grieve	FOX Sports SW-Rhadigan, Barnett & Grieve
2012	ESPN-Nadel, Busby, Dolgin & Matt Hicks	KTXA TXA21-Barnett, Busby & Grieve	FOX Sports SW-Barnett, Busby & Grieve
2013	ESPN-Nadel & Hicks	KTXA TXA21-Busby & Grieve	FOX Sports SW-Busby & Grieve
2014	ESPN-Nadel, Hicks, & Mike Peasley	KTXA TXA21-Busby & Grieve	FOX Sports SW-Busby, Grieve, & Mark McLemore
2015	KRLD-Nadel, Hicks, & Jared Sandler	None	FOX Sports SW-Busby, Grieve, & McLemore
2016	KRLD-Nadel, Hicks, & Dave Raymond	None	FOX Sports SW-Busby, Grieve, & Dave Raymond
2017	KRLD-Nadel, Hicks, & Sandler	None	FOX Sports SW-Raymond, Grieve, & CJ Nitkowski
2018	KRLD-Nadel & Hicks, & Sandler	None	FOX Sports SW-Raymond, Grieve, & Nitkowski
2019	KRLD-Nadel & Hicks	None	FOX Sports SW-Raymond, Grieve, Nitkowski, & David Murphy

*Current broadcasters' first seasons marked in blue

DALLAS-FORT WORTH BBWAA MEMBERS

Anthony Andro , Honorary Member	Joe Garza , Yahoo! Sports	Stefan Stevenson , Fort Worth Star-Telegram
Tim Cowlishaw , Dallas Morning News	Rick Gosselin , Honorary Member	T.R. Sullivan , MLB.com
Drew Davison , Fort Worth Star-Telegram	Evan Grant , Dallas Morning News*	Jean-Jacques Taylor , NBCDFW.com
Schuyler Dixon , Associated Press	Stephen Hawkins , Associated Press	Levi Weaver , The Athletic DFW
Mac Engel , Fort Worth Star-Telegram	Gil Lebreton , PressboxDFW.com	Jeff Wilson , Fort Worth Star-Telegram
Gerry Fraley , Dallas Morning News	Jim Reeves , Honorary Member	Saad Yousof , The Athletic DFW
Randy Galloway , Honorary Member	Kevin Sherrington , Dallas Morning News	*Chapter Chairman

DALLAS-FORT WORTH MEDIA DIRECTORY

OUTLET

MLB.com
KDFW (Ch. 4)
KXAS (Ch. 5)
WFAA (Ch. 8)
KTVT (Ch. 11)
KUVN (Ch. 23)
KCTX (Ch. 39)
FOX Sports Southwest
WBAP (820)
KRLD (1080)
The Fan (105.3)

KTCK (1310/96.7)

ESPN Radio (103.3)

PERSONNEL

T.R. Sullivan
Mike Doocy, Edward Egros, Bradley Galbreath
Newy Scruggs, Pat Doney, Paul Jones, Victor Nguyen
Dale Hansen, Joe Trahan, Mike Leslie, Jonah Javad, Arnold Payne, Sean Hamilton, Jose Gant
Bill Jones, Keith Russell, Dandy Killeen, Chris Bullock
Pedro Silva
Erik Mora, Ariana Figuera
John Rhadigan, Ric Renner, Dana Larson, Erin Hartigan
Steve Lamb, Brian Estridge, Hal Jay
Jimmy Christopher
Gavin Dawson, Jeff Cavanaugh, Mike Bacsik, Ben Rogers, Jeff Wade, Kevin Turner, RJ Choppy, Shan Sharif, Kevin Hageland, Cory Maegors, Tim Collins, Gavin Spittle
George Dunham, Craig Miller, Gordon Keith, Mike Rhyner, Norm Hitzges, Donovan Lewis, Dan McDowell, Bob Sturm, Corby Davidson, Sean Bass, Ty Walker, Julie Dobbs, Jeff Catlin
Tim Cowlishaw, Steve Dennis, Matt McClearn, Jean-Jacques Taylor, Mike Peasley, Chuck Cooperstein, Jeff Catlin



2019 SPRING TRAINING

TRAINING CAMP & MAILING ADDRESS Texas Rangers/Surprise Recreation Campus,
15754 North Bullard Ave., Surprise, AZ 85374

REPORT DATE Pitchers/Catchers: Feb. 14, Position Players: Feb. 19

STADIUM Surprise Stadium/Billy Parker Field (capacity 10,714)

PHONE NUMBERS Texas Rangers Main Offices - 623.266.8100

INDIVIDUAL TICKET INFORMATION

Lower Dugout Seats..... \$33

Upper Dugout Seats..... \$30

Infield Seats..... \$25

Plaza Seats \$20

Lawn Seats \$8

Tickets can be purchased at the Surprise Stadium Ticket Office, online at texasrangers.com, or by calling 623-222-2222.

2019 TEXAS RANGERS SPRING TRAINING SCHEDULE

(Subject to change; all times MST except where noted)

DATE	OPPONENT	SITE	TIME	TV/RADIO
Saturday, February 23	Kansas City Royals	Surprise Stadium	1:05 p.m.	105.3
Sunday, February 24	Milwaukee Brewers	Surprise Stadium	2:05 p.m.	105.3
Monday, February 25	Cleveland Indians	Goodyear	1:05 p.m.	Webcast
Tuesday, February 26	Seattle Mariners	Peoria	1:10 p.m.	Webcast
Wednesday, February 27	Chicago Cubs	Surprise Stadium	1:05 p.m.	Webcast
Thursday, February 28	Los Angeles Angels	Tempe	1:10 p.m.	FSSW*/Webcast
Friday, March 1	Chicago White Sox	Surprise Stadium	1:05 p.m.	105.3#
Saturday, March 2	San Francisco Giants (ss)	Scottsdale	1:05 p.m.	105.3
Sunday, March 3	San Diego Padres	Surprise Stadium	1:05 p.m.	105.3
	Los Angeles Dodgers	Glendale	1:05 p.m.	
Monday, March 4	Colorado Rockies	Surprise Stadium	1:05 p.m.	Webcast
Tuesday, March 5	Oakland A's	Mesa (Hohokam)	1:05 p.m.	Webcast
Wednesday, March 6	San Francisco Giants	Surprise Stadium	1:05 p.m.	Webcast
Thursday, March 7	San Diego Padres	Peoria	1:10 p.m.	FSSW*/Webcast
Friday, March 8	Colorado Rockies	Salt River Fields	1:10 p.m.	105.3#
Saturday, March 9	Chicago White Sox	Surprise Stadium	1:05 p.m.	105.3
Sunday, March 10	San Francisco Giants (ss)	Scottsdale	1:05 p.m.	105.3
Monday, March 11	Los Angeles Angels	Surprise Stadium	1:05 p.m.	FSSW*
	Kansas City Royals (ss) (charity game)	Surprise Stadium	7:05 p.m.	FSSW/105.3
Tuesday, March 12	Arizona Diamondbacks	Salt River Fields	6:40 p.m.	FSSW#/105.3
Wednesday, March 13	Open Date			
Thursday, March 14	Kansas City Royals	Surprise Stadium	1:05 p.m.	Webcast
	Chicago Cubs	Mesa (Sloan Park)	1:05 p.m.	
Friday, March 15	Cleveland Indians	Surprise Stadium	1:05 p.m.	Texas21
Saturday, March 16	Cincinnati Reds	Goodyear	1:05 p.m.	105.3
Sunday, March 17	Arizona Diamondbacks (ss)	Surprise Stadium	1:05 p.m.	Texas21/105.3
Monday, March 18	Los Angeles Dodgers	Surprise Stadium	7:05 p.m.	Texas21/105.3
Tuesday, March 19	Milwaukee Brewers	Maryvale	1:05 p.m.	Webcast
Wednesday, March 20	Cincinnati Reds	Surprise Stadium	1:05 p.m.	FSSW
Thursday, March 21	Cleveland Indians	Surprise Stadium	1:05 p.m.	FSSW
	Chicago White Sox	Glendale	1:05 p.m.	
Friday, March 22	Chicago Cubs (ss)	Mesa (Sloan Park)	1:05 p.m.	Webcast
Saturday, March 23	Milwaukee Brewers (ss)	Surprise Stadium	12:05 p.m.	105.3
Sunday, March 24	Nashville Sounds	Nashville	1:05 p.m. CT	105.3
	Kansas City Royals**	Surprise Stadium	12:05 p.m.	
Monday, March 25	Cleveland Indians	Globe Life Park in Arlington	7:05 p.m. CT	FSSW+/105.3/1270
Tuesday, March 26	Cleveland Indians	Globe Life Park in Arlington	1:05 p.m. CT	Webcast

Home Games in Bold

ss-split squad

*Opponents Broadcast to be Carried (#Tape Delay on 3/13 at 1:00 p.m. CT)

**Rangers Minor Leaguers only will play in this game vs. Kansas City

FSSW—FOX Sports Southwest

FSSW+—FOX Sports Southwest Plus

Texas21—KTXA-TV

105.3—The FAN (#Tape Delay at 8:30 p.m. CT)

Webcast—texasrangers.com

1270—KFLC-AM

NOTE: Surprise is one hour behind Texas time through March 9 and two hours behind beginning March 10
Cactus League Home Games Played at Surprise Stadium/Billy Parker Field, Surprise, AZ

SPRING TRAINING RESULTS (VS. MAJOR LEAGUE 'A' TEAMS)

1972 11-14-1	1984 12-11-1	1996 19-11-0	2008 17-11-0
1973 8-15-0	1985 10-14-0	1997 16-16-0	2009 21-14-0
1974 13-9-1	1986 15-13-0	1998 21-10-0	2010 10-19-0
1975 14-15-1	1987 13-16-0	1999 14-14-1	2011 13-16-0
1976 7-5-0	1988 15-14-1	2000 15-12-1	2012 12-17-1
1977 12-14-0	1989 17-11-0	2001 17-11-0	2013 17-17-2
1978 13-10-0	1990 8-8-0	2002 18-13-1	2014 10-17-3
1979 14-11-1	1991 11-19-0	2003 16-14-1	2015 9-19-5
1980 10-14-0	1992 19-12-0	2004 12-18-0	2016 17-15-1
1981 15-12-1	1993 15-15-1	2005 13-19-0	2017 17-16-3
1982 15-10-1	1994 12-19-1	2006 12-16-1	2018 8-22-3
1983 11-12-1	1995 26-12-1	2007 16-11-0	Totals 656-653-35

SURPRISE, ARIZONA SPRING TRAINING HOME OF THE TEXAS RANGERS



2019 will mark the 17th season that the Texas Rangers have held their Major and Minor League Spring Training in Surprise, Arizona, the longest span in club history. Texas trained in Pompano Beach, FL from 1972-86 (15 years) and in Port Charlotte, FL from 1987-2002 (16 years). Pompano Beach was also the spring home of the expansion Washington Senators from 1961-71.

The complex in Surprise, which is located northwest of Phoenix in Maricopa County, is shared by the Rangers and Kansas City Royals and is located on a 132-acre site. It opened in September of 2002 for Texas' Arizona Instructional League program.

The City of Surprise completed a significant renovation of both the Rangers and Royals facilities for 2016. Highlights of the Rangers' renovation included:

- Increase of the team's major and Minor League complex from 37,000 to approximately 49,500 square feet.
- Completely remodeled 3000 square-foot major league clubhouse and a new 6300 square-foot major and Minor League weight room and conditioning facility. In addition, a 1600 square-foot outdoor work out area with artificial turf and a canopy is located adjacent to the weight room.
- Renovated major and Minor League training rooms that include all new hydrotherapy equipment and five pools.
- Renovated meal areas on both the major and Minor League sides with full kitchens in each area.
- New media workroom and 3600 square-foot multi-purpose meeting facility adjacent to the Rangers complex.
- Installation of a retractable netting system in the covered hitting tunnels.

The renovations for both the Rangers and Royals were designed by Populus with Hunt Construction serving as the general contractor for the project.

The Rangers and Royals play their home games at Surprise Stadium/Billy Parker Field, a beautiful 10,714-seat ballpark. Surprise Stadium includes a lower seating bowl, an upper level with 530 club seats, six suites, and adjoining party decks, and seating for approximately 3,000 on the outfield berm.

The main access into Surprise Stadium three sets of gates located in centerfield, left field and right field. All of the seats in Surprise Stadium seating bowl were replaced for the spring of 2016. The stadium also includes two complete merchandise stores

and a 1,500 square foot visitor's clubhouse. Free public parking is located on the left and right field sides of Surprise Stadium off North Bullard Ave.

Field dimensions of Surprise Stadium are 350 feet down the left and right field lines, 379 feet to left and right center, and 400 feet to straightaway center. The outfield fences are eight feet high. The playing surface is Tifway 419 natural grass. The Rangers will always use the first base dugout with the Royals on the third base side.

Both the Rangers and Royals have six full practice fields and a half field for use by the major and Minor League teams. Each team has one full field with lights with that field having the exact dimensions of its home park (Globe Life Park in Arlington for the Rangers; Kauffman Stadium for the Royals). Four of the fields for each team are in a cloverleaf configuration with an observation tower centrally located that will be used primarily for the Minor Leagues. There is also a conditioning field for both clubs. Each of the team's practice facilities also includes indoor and outdoor batting cages and pitching mounds.

The facility is owned and maintained by the City of Surprise. The complex was designed by the Kansas City architectural firm of Helmut, Obata, and Kassabaum (HOK), which previously designed two-team Spring Training facilities in Jupiter, Florida and Peoria and Tucson, Arizona. Builder of the complex was Barton Malow HOK.

The facility was originally constructed by funds approved with the passing of Proposition 302, a 30-year funding plan which generates funds for sports, recreation, and tourism in Maricopa County. The proposition was passed by County voters on November 7, 2000, a week after the Rangers announced plans to open negotiations with the City of Surprise. The agreement on a 20-year lease between the Rangers and Surprise was announced on March 23, 2001 with the groundbreaking ceremony taking place on May 21, 2001. The facility was dedicated on December 7, 2002. Both teams agreed to a seven-year extension of the lease through 2029 in 2015.

In addition to the baseball complex, the Surprise Recreation Campus also includes the Surprise Regional Library, Aquatic Center, Tennis and Racquet Complex, Youth Baseball Complex, Dream Catcher Park and a Community Park.





April 11, 1994 was the beginning of a new era for the Texas Rangers.

On that day, the team played the first regular season game in its beautiful new home, The Ballpark in Arlington.

It was a memorable afternoon. Accompanied by the Fort Worth Symphony Orchestra, world-renowned pianist Van Cliburn performed a stirring rendition of the Star Spangled Banner during the pre-game ceremonies. City of Arlington Mayor Richard Greene, who along with Texas Rangers President Tom Schieffer were the catalysts in the building of the ballpark, threw out the ceremonial first pitch. Although the Rangers lost to the Milwaukee Brewers, it was a day those in attendance would never forget.

The memories of the building now called Globe Life Park in Arlington are numerous and in many cases, magical. Kenny Rogers' perfect game in 1994. The team's first trip ever to the postseason in 1996, followed by two more in a three-year span in 1998 and 1999. A Division title clinched on the final day of the 2015 regular season and another A.L. West Division crown the following year. And of course, back-to-back American League pennants in 2010 and 2011, both of which were secured on the home field.

Great players have made their Major League debuts and also played their last games in this park, which has been the home to Hall of Famers and MVPs alike. When the last baseball game is played at Globe Life Park later this year, more than 67,000,000 fans will have witnessed over 2,100 regular season and playoff games.

The final regular season game at Globe Life Park in Arlington is scheduled for Sunday, September 29 versus the New York Yankees. Following the Rangers' move to Globe Life Field, the facility will become the home for the Arlington/Dallas franchise in the XFL, a spring professional football league which debuts in February 2020.

FACT AND FIGURES ON GLOBE LIFE PARK IN ARLINGTON

In 1994 a new era for the Texas Rangers began with the opening of The Ballpark in Arlington. The facility, which changed its name from Rangers Ballpark in Arlington to Globe Life Park in Arlington on February 5, 2014, was completed in just 23 months. The 48,114-seat open-air park was designed and built with tradition and intimacy in mind, containing features such as a granite and brick facade, exposed structural steel, an asymmetrical playing field, and a home run porch in right field. Texas architecture is featured throughout, from the outer facade to the Lone Stars in the concourses and on the seat aisles.

HISTORY

The agreement between the Rangers and the City of Arlington, Texas to build a new ballpark was announced on October 24, 1990. Actual construction began on April 24, 1992. The ballpark was originally named The Ballpark in Arlington on September 28, 1993. The first game was an exhibition contest between the Rangers and New York Mets on April 1, 1994 with the first regular season game played on April 11, 1994 between the Rangers and Milwaukee Brewers.

From May 7, 2004 until March 18, 2007 Globe Life Park in Arlington was named Amerquest Field in Arlington as a part of an agreement between the Texas Rangers and Amerquest Mortgage Company. The agreement ended and the company returned the naming rights to the team on March 19, 2007 with the facility being renamed Rangers Ballpark in Arlington.

COST

The revised cost of the overall project was approximately 191 million dollars. The financing was derived from \$135 million in bonds

issued by the Arlington Sports Facilities Development Authority with the remaining equity raised through the sale or lease of luxury boxes and seat options in the new ballpark, loans guaranteed by the Rangers, the concessions contract with Sportservice and city street funds.

Annual debt service for the municipal bonds is provided by public-private sharing. That is comprised of a \$3.5 million rental payment from the Rangers and a one-half cent City of Arlington sales tax. The sales tax was approved in an Arlington municipal election by a 65 percent majority on January 19, 1991, and expired when the debt was retired in November, 2001.

The Rangers have a lease with the City of Arlington, and the club maintains and operates the entire facility.

ARCHITECTURAL DESIGN TEAM

DESIGN ARCHITECT: David M. Schwarz Architectural Services of Washington, D.C. was the design architect on the project. Schwarz was selected from among 17 architects who originally made presentations in Aug., 1991. He has been involved in a number of projects in Texas including the Bass Performance Hall, Cook-Fort Worth Children's Medical Center and Sundance West, also in Fort Worth. His imaginative design of the park reflects a traditional look of older ballparks and includes a major Texas influence.

ARCHITECT OF RECORD: HKS, Inc. The Dallas-based firm, which was founded in 1939, has grown to become the fifth largest architectural firm in the country, and has executed commissions for over nine billion dollars of structures in 39 states and seven foreign countries. HKS is the design architect for the Texas Rangers new ballpark scheduled to open in 2020.

SIZE AND AMENITIES

Globe Life Park in Arlington contains approximately 1,400,000 square feet. The park measures 114 feet from street level to the top of the roof canopy. The facility also includes a four-story office building within the park and a youth baseball park and the 12-acre Mark Holtz Lake on the perimeter.

OFFICE BUILDING: One of the signature features of Globe Life Park in Arlington is the four-story office building that encloses the structure from left center to right center fields. The office building has 35,000 square feet on each level. The first floor includes the Grand Slam Shop and ticket windows, the second and third floors are leased for commercial office space, and the Rangers' executive offices occupy the fourth floor. The side of the building facing the playing field consists of floor to ceiling glass on each floor with balconies stretching the entire length of the structure on the top three levels. Steel trusses also adorn the building. The roof of the office building contains a total of eight ad panels around the center field scoreboard.

RANGERS YOUTH BALLPARK: A natural grass facility with seating for 650 in a grandstand designed in similar fashion to Globe Life Park in Arlington. Dimensions are for youth leagues and a variety of youth games and activities take place in the facility, which is located just north of Globe Life Park in Arlington.

12-ACRE LAKE: Named for late Rangers broadcaster Mark Holtz in September, 1997, with adjoining park and recreational space.

VANDERGRIFF PLAZA STATUES: Life size bronze statues of Nolan Ryan and the late Tom Vandergriff, for whom the plaza is



named greet fans entering Vandergriff Plaza. The statues, which were produced by noted sculptor Toby Mendez of Washington County, Maryland, were dedicated in 1997 and will be relocated to the new Globe Life Field after the 2019 season.

GREENE'S HILL: The centerfield batter's eye is a grass hill named for Richard Greene, who was instrumental in the building of Globe Life Park in Arlington during his tenure as Mayor of Arlington from 1987-97.

FIELD DIMENSIONS: The outfield dimensions are asymmetrical, a feature common to ballparks constructed in the early 20th century. From home plate to the left field foul pole is 332 feet with an increase to 390 feet in the left field power alley. Straightaway center field measures 400 feet, then moves to the deepest point, 407 feet, approaching right center. The Rangers' bullpen comes into play in right field as a 381-foot power alley juts out to 377 feet at the right corner of the bullpen. There is again a dramatic decrease in distance in the right field corner as the foul pole sits just 325 feet from home plate. The outfield fences are eight feet in center and right fields and 14 feet in left. The playing surface is 22 feet below street level. According to studies done before construction, the prevailing winds are south-southeast. The effect of the wind is greatly reduced by the fact that the ballpark is completely enclosed by a four-story office building in center field. In addition, a giant windscreen, measuring 42 by 430 feet, was installed on the roof of the office building to further minimize the wind.

LOWER BOWL PROTECTIVE NETTING: Prior to the 2016 season, additional protective netting in the lower seating bowl was installed to extend to the outfield end of both the first and third base dugouts. The safety netting runs from the end of the home plate screen to the end of each dugout, a distance of approximately 68 feet on both the first and third base sides.

SEATING

The overall seating capacity of Globe Life Park in Arlington for 2019 is 48,114 seats on five levels. All of the seats in the ballpark are angled towards home plate as the seating bowl cranks in towards the field down both the left and right field lines to provide better sightlines. The actual seats are green plastic chairs measuring from 18-22 inches in width. Most of the seats in the ballpark contain cup holders. There is a special feature on aisle seats in the park, a Texas Lone Star that is similar to the ones that adorn both the outer facade and concourses. There are five levels of seating at The Ballpark: lower deck, lower suites, club level, upper suites and upper deck. There is also an upper and lower deck in the home run porch in right field, and new outfield seating in center field.

SUITES: There are 127 suites, 58 on the lower level and 69 on the upper level, including 3 dinner suites, 9 party suites and 115 Hall of Fame Suites. Each suite bay (containing two suites) is named for one of baseball's all-time star players enshrined in Baseball's Hall of Fame. Sepiatone murals of the legends are located outside each suite.

BALLPARK TECHNOLOGY

VIDEO BOARDS: The existing video board on the roof of the Home Run Porch, which was 24 by 36 feet (864 square feet), was replaced by a new board that measures 42 by 120 feet (5,040 square feet) for the 2011 season. In addition, a video board that is 25 by 29 feet (725 square feet) replaced the Coca-Cola matrix board on top of the office building in centerfield prior to 2011. Both the Home Run Porch and Centerfield video displays utilize Daktronics 15 millimeter LED technology, featuring tighter resolution and improved image quality. This technology and its control system allow for complete flexibility in programming. The video boards can operate as single giant displays or be divided into multiple zones (windows) to show a wide variety of statistics, information, graphics, animation, and live and recorded video.

The Daktronics Pro Star Video Display Board, which measures 12 feet high and 84 feet wide and replaced the manual scoreboard on the left field wall prior to the 2009 season, was also upgraded with HD technology. The three boards provide HD video capability to fans from any vantage point in Globe Life Park in Arlington.

IPTV SYSTEM: The Daktronics LED video and the existing ribbon and field-level displays that were installed in 2009 were combined with more than 800 Sony® professional-grade LCD monitors to create a venue-wide digital media network. The Daktronics system is an internet protocol television (IPTV) solution that delivers multiple live content on 10 high-def channels to any display in the ballpark.

AUDIO SYSTEM: Globe Life Park in Arlington audio system also received a total overhaul with the old speakers being replaced and the additional of technology upgrades and production equipment to compliment the enhanced video product.

The above upgrades in technology followed the installation of three full color LED linear panels, Daktronics ProAd® Displays, which were installed for the 2009 season. The total length of the LED linear panels measures 1276 linear feet, the 3rd longest of any major league park behind Dolphins Stadium (2118 feet) and the new Yankee Stadium (1285 feet). The panels allow for more key game information in addition to serving as advertising space.

GLOBE LIFE PARK IN ARLINGTON UPGRADES

Over the a span of six off-seasons (2011-16), the Rangers made extensive renovations to Globe Life Park in Arlington, a period in which the club allocated over 50 million dollars in ballpark improvements and upgrades. The improvements in the video, technology, and audio systems at the ballpark prior to the 2011 season are documented above.

FOR 2012, upgrades were made that included a complete renovation of Vandergriff Plaza and much of the office building first floor in centerfield with the construction of a new Batter's Eye Club, Restaurant/Sports Bar, Kid's Zone, and concession stands. In addition, the areas that previously contained the bleacher seating were remodeled and the visitors' bullpen was reconfigured.

FOR 2013, upgrades to Globe Life Park in Arlington included the addition of a third row of Home Plate Seats, extensive renovations and upgrades to the private club and concessions areas behind home plate, a new retail store and concessions stands on the Main Concourse, and deeper dugouts and field camera bays.

FOR 2014, off-season construction at Globe Life Park in Arlington included a complete renovation of the Diamond Club, now known as the Jack Daniel's Club, the replacement of over 1,000 seats in the Upper Level suites and a complete overhaul of the Sportservice suite kitchen on the club concourse level behind the press box. The Rangers also installed LED lighting on the relief panels on the exterior of the park.

FOR 2015, the All You Can Eat Grill, which was formerly Friday's Front Row Grill from 1994-2003, located behind the seating in the Upper Home Run Porch, was completely renovated and renamed the Home Run Porch. It marked the first renovation of this area in the park's history. The 20,000 square foot space was reconstructed into one large banquet space that accommodates events of 400-500 individuals, the largest single event space at Globe Life Park in Arlington. The kitchen space was doubled in size to provide more efficiency and allow for great volume. The space is utilized for food service for the All You Can Eat seats in the Upper Home Run Porch on game days and is available for outside rental the rest of the time.

FOR 2016, a new left field video board and field lighting system dramatically changed the in-game experience at Globe Life Park. The LED video display is located on far left side of office building roof above the area of the visiting bullpen and provides video board coverage for nearly every fan in the park. The board is 34 feet high by 94 feet wide and features the same 15HD pixel layout as the video displays in right and center fields. Prior to 2016, the Rangers entered into an agreement with Eaton's Ephesus Lighting to implement an advanced light-emitting diode (LED) system for the field lights at Globe Life Park in Arlington. The LED Lighting System is designed to enhance the viewing experiences of fans attending Texas Rangers games at Globe Life Park as well as those watching the games on television.

SPECIAL EVENTS

Globe Life Park in Arlington has hosted a number of non-Texas Rangers game events since 1994 including:

BASEBALL: 1995 Major League Baseball All-Star Game; 2002 and 2004 Big 12 Conference Baseball Tournaments; more than 30 regular season college baseball games hosted by the University of Texas, TCU, and UT; more than 100 high school games; 2014-15 MLB RBI Softball World Series; 2018 MLB/USA Baseball States Play Tournament.

CONCERTS: Eli Young Band House Party (2013-14); American Country Music Party for the Cause (2015); Paul McCartney (2019); Billy Joel (2019).

OFF-SEASON EVENTS ON-FIELD: Stadium Links Golf (2016; 2018); Enchant Holiday Show (2018).

ARLINGTON STADIUM (1965-1993)

FRONT OFFICE

COACHES

PLAYERS

2018 REVIEW

OPONENTS

RECORDS

DEVELOPMENT

MEDIA

Professional baseball has had a long and glorious history in the Dallas-Fort Worth area, but it was the construction of a stadium in Arlington, Texas that led to the region joining the major leagues.

Both Dallas and Fort Worth entered organized baseball in 1886 and were Texas League rivals for most of the next 72 years. The Dallas entry moved to a park in Oak Cliff in 1919, and remained at that site through several reconstruction efforts, becoming Burnett Field in 1948. Fort Worth's ballpark was built on the east side of Main St. in 1926, called LaGrave Field. It was rebuilt after a fire in 1949.

Burnett and LaGrave Fields were the sites of countless memorable games over the years, but major league baseball was the ultimate goal, and area leaders knew the two cities would have to join together to make this a reality. In 1959, both Dallas and Fort Worth left the Texas League and combined to put a franchise in the class AAA American Association. That year, plans for a park to serve both cities in Arlington were first advanced, when the co-owners of the area's American Association franchise, J.W. Bateson and Amon Carter, Jr. envisioned a team in the projected Continental League.

With that in mind, in the fall of 1959, the Texas Legislature authorized the formation of a Bi-County Sports Committee empowered to issue \$9.5 million in revenue bonds for the construction of a major league stadium pending voter approval, which took place.

American League expansion a year later ended plans for the third major league, and delays for the new stadium occurred. The options on the stadium site in Arlington were permitted to expire. But the efforts of Arlington Mayor Tom Vandergriff, who had a key role in bringing the Washington Senators to Texas in the fall of 1971, brought the stadium project back to life. In April, 1964, Vandergriff, chairman of the Sports Committee, sponsored a Tarrant County bond election which authorized construction of the stadium and provided for purchase of the land by the county. The 137-acre tract was located just north of the former Arlington Downs race track and just south of the Dallas-Fort Worth Turnpike in what was known as the Great Southwest Industrial Development Complex.

Construction began in November, 1964, and despite weather delays, Turnpike Stadium was dedicated on April 23, 1965, when the Dallas-Fort Worth Spurs played their Texas League home opener. The 10,600-seat ballpark cost \$1.5 million and was built as the nucleus of a major league stadium, designed for expanded seating capacity to as many 50,000-55,000 with bleachers and a second deck. Parking was provided for 2,500 cars with potential expansion to 10,000. The stadium was built in a natural bowl, with a playing surface 40 feet below the surrounding ground, which was projected at the time to save millions of dollars in excavation costs.

As the efforts to bring major league baseball to Arlington intensified, Vandergriff knew an expansion of Turnpike Stadium was vital to show the area's interest to prospective big league franchises. This became possible in early 1970, when the City of Arlington, with approval of its residents via an election, purchased the stadium from Tarrant County and began an expansion. Turnpike Stadium was enlarged to seat

21,000 for the 1971 Texas League season with an expansion of seats down the left and right field lines.

A dream was realized on September 22, 1971, when American League owners voted to transfer the Washington Senators franchise to Arlington, Texas for the 1972 season. That required further expansion to meet American League stadium capacity requirements. Bleacher and outfield seats were built from foul line to foul line, increasing capacity to 35,694. Other facilities were also upgraded, including additional field lighting, the building of new press facilities and the construction of a 200 by 60 foot scoreboard behind the left field stands. That board was highlighted by a 60 by 60 foot area in the shape of the state of Texas. Field dimensions set for 1972 were: 330 feet down the left and right field lines, and 400 feet to straightaway center.

The ballpark was renamed Arlington Stadium, and after a players' strike cancelled the original April 6 opener, the Texas Rangers defeated the California Angels, 7-6, in the first major league regular season game ever in Arlington on April 21, 1972 before a crowd of 20,105. Arlington Stadium recorded its first capacity crowd on June 27, 1973, when Houston high school sensation and the nation's top draft pick, left-hander David Clyde made his professional debut for the Rangers, pitching five strong innings against Minnesota.

Arlington Stadium underwent numerous changes over the years. The Rangers' home clubhouse was located behind the centerfield seats through the 1972 season, when a new building was constructed behind first base. The seating was expanded to 41,284 after the 1977 season with the construction of the upper deck, known as the plaza.

A \$12 million improvement took place prior to the opening of the 1984 campaign. A wall extending 30 feet above the top of the outfield bleachers was constructed from foul line to foul line, a distance of 1,100 feet, and featured state-of-the-art video and scoreboards. This wall drastically reduced the effects of the swirling crosswinds blowing into the park as home run production increased from 78 in 1983 to 125 in 1984.

In addition, 54 additional luxury suites were built on two levels, an auxiliary press box, dark rooms, a gift shop, and concession stands were added, and seating was expanded in the lower box seat areas to increase stadium capacity to 43,508. Some seat alterations in 1990 lifted Arlington Stadium to 43,521.

The Rangers assumed full authority over the stadium from the City of Arlington in August, 1983 and purchased the ballpark from the City in November, 1987.

The natural grass, open air stadium remained primarily a baseball-only facility over the years. The only regular non-baseball tenant was the University of Texas-Arlington, which played its football games at Arlington Stadium in 1972 and 1973.

When it finally closed its doors at the end of the 1993 season, Arlington Stadium had been the site of 1,750 AL games with nearly 32 million people in attendance for those contests. The demolition of Arlington Stadium was completed in the fall of 1994. The site is now used as parking for Globe Life Park in Arlington.

2019 SEATING CAPACITY — 48,114

FIELD DISTANCES

Left Field	332 feet
Left Center	390 feet
Center Field	400 feet
Right Center	377-381 feet
Right Field	325 feet
Deepest Point Of Field	407 feet (right of straightaway center)

GAME STARTING TIMES (SUBJECT TO CHANGE)

DAY	2:05 PM
NIGHT	7:05 PM
May 1, May 22, June 20, Sept. 26	1:05 PM
March 28, March 31, May 18, June 1	3:05 PM
August 21	6:05 PM
June 8, June 22	8:05 PM

2019 GLOBE LIFE PARK IN ARLINGTON TICKET OFFICE HOURS

NON-GAME DAYS

Monday thru Friday	9 AM - 5 PM
Saturday	10 AM - 4 PM
Sunday	Closed

GAME DAYS: The First Base Box Office opens at 9 AM (10 AM on weekend games or noon on Sunday evening games) and closes three hours after first pitch or the end of the game (whichever comes first). Game days the advanced sales window, located near the Home Plate Gate entrance, will stay open until three and a half hours after first pitch or 30 minutes after the game has ended (whichever comes first). For Sunday games, the box office will close two hours after first pitch. All other box offices open one and a half hours before the start of the game and close 45 minutes after the start of the game.

RANGERS TICKET OFFICE: 972-RANGERS

TO ORDER RANGERS TICKETS ONLINE, VISIT:
texasrangers.com

RANGERS IN THE COMMUNITY

MAJOR FOUNDATION PROGRAMS

The Texas Rangers Baseball Foundation is dedicated to improving the lives of those in our community – especially children, the military and first responders and their families – through educational, health, and athletic programming and partnerships that bring meaningful change to our communities.

In 2018, the Rangers Foundation's Richard Greene Scholars program was honored with the 2018 Allan H. Seig Ward for Philanthropic Excellence.

ATHLETICS- YOUTH BASEBALL AND SOFTBALL

RBI AND JR. RBI

The Texas Rangers Baseball Foundation and the Rangers are committed to giving children the opportunity to play baseball. Under the umbrella of Major League Baseball's RBI (Reviving Baseball in Inner Cities) and Jr. RBI programs, the Foundation and Rangers players partner with the City of Dallas, the Dallas Independent School District, Boys and Girls Clubs of Arlington, City of Lancaster, and at the Texas Rangers MLB Youth Academy at Mercy Street Sports Complex, presented by Toyota, to give more than 3,000 children the opportunity to play baseball.

MIRACLE LEAGUE

In 2005, the Texas Rangers Miracle League Field in Arlington was constructed through financial support from the Foundation. In 2013, the Texas Rangers Baseball Foundation partnered with the City of Southlake and Miracle League Southlake to construct a new Miracle League Field. The Foundation provides in-kind support and experiences for the children of Miracle League including two Fantasy Camps with funding provided by Baseball Fantasy Camps for Kids, LLC.

TEXAS RANGERS MLB YOUTH ACADEMY AT MERCY STREET SPORTS COMPLEX, PRESENTED BY TOYOTA

Completed in December 2017 in West Dallas, the Texas Rangers MLB Youth Academy features the Globe Life Training Center, Oates Field, presented by Papa John's, Kershaw's Challenge Field, Josh "Hambone" Hamilton Field, Mimi's Field and the Field of Dreams. Baseball and softball instruction is offered at no charge to children ages 6-18 with a focus on serving the young people of West Dallas. The Globe Life Training Center houses the Adrian Beltre indoor field and classrooms supported in part by The Hamels Foundation. Educational programs and family coaching programs are also offered to Academy participants and families of West Dallas through the Rangers partnership with Buckner International. To date, more than 25,000 young people have used the Rangers Youth Academy facilities.

GLOBE LIFE TEXAS RANGERS BASEBALL AND SOFTBALL GRANT PROGRAM

In 2012, the Foundation launched a new program to support youth baseball and softball organizations across the Texas Rangers territory that continues in 2018. Non-profit organizations can apply for grants through June 30, and grant recipients will be notified by mid-August. To date, more than \$550,000 has been distributed to more than 69 different organizations impacting more than 60,000 kids.

EDUCATION

TEXAS RANGERS SUMMER ACADEMY

For the past 16 years, the Texas Rangers Baseball Foundation has hosted children in one of the most fun and educational summer camps in the area. In 2019, nearly 100 children from Fort Worth's Lena Pope Home will spend the month of June in special summer classes focusing on STEM, touring Globe Life Park, horseback riding, reading new books, and producing and starring in a FOX Sports Southwest Rangers promotional spot. Students will also participate in special educational summer programs.

TEXAS RANGERS BASEBALL FOUNDATION SCHOLARSHIPS

In continued support of the educational dreams of area students, the Texas Rangers Baseball Foundation will provide 17 youngsters with scholarships through the following programs in 2018: Johnny Oates Scholarships, Jon Daniels Family Scholarships, Mark Holtz Scholarships, Richard Greene Scholars, and Nolan Ryan Scholarships.

LEADING OFF, PRESENTED BY GLOBE LIFE

During the 2018-19 school year, 60 8th graders from neighboring Arlington junior high schools will participate in monthly leadership training events

at Globe Life Park or in the community. Topics include compassion, empathy, courage, and teamwork.

YOUTH HEALTH

TEXAS RANGERS MEDICAL CITY HEALTHCARE FITNESS ALL-STARS

The Texas Rangers Baseball Foundation has joined forces with Medical City Healthcare fight childhood obesity. Teaming with the Arlington Independent School District, the Fitness All-Stars program provides students, parents, and teachers with educational tools for children and families to maintain healthy and active lifestyles. For more information, visit texasrangers.com/fitness.

TEXAS RANGERS BASEBALL FOUNDATION JUST KEEP LIVIN PARTNERSHIP

In May 2011, the Rangers Foundation launched a partnership with the just keep livin foundation (founded by Matthew and Camila McConaughy) and implemented an after-school program that encourages students to improve their physical and mental health through exercise, teamwork, gratitude and positive life choices. Students also participate in a variety of community service activities. The schools participating in the just keep livin programs are Sam Houston High School in Arlington, Pinkston High School in Dallas, and Eastern Hills High School in Fort Worth.

MILITARY AND FIRST RESPONDERS

The Rangers Foundation provides funding for non-profit organizations that support the military, first responders, and their families.

FACES OF FREEDOM, PRESENTED BY SOUTHWEST AIRLINES

Each month, the Rangers and Southwest Airlines recognize three Faces of Freedom at a Rangers home game. These heroes get a special VIP tour, meal, and tickets to the game. Each November, the honorees and a guest travel to Washington DC as guests of the Rangers and Southwest Airlines.



LEADERS IN THE COMMUNITY

The Foundation is supported through the generosity of Rangers owners, players, corporate partners, and individual donors.

During 2019, the following Texas Rangers players are making generous donations to the Texas Rangers Baseball Foundation:

Elvis Andrus	Shelby Miller
Shin-Shoo Choo	Mike Minor
Lance Lynn	Rougne Odor
Jeff Mathis	Chris Woodward

As important as their generous financial donations, Rangers players and coaches donate their time and provide the Foundation with autographed items.

On behalf of those helped by the Foundation, we thank all the Rangers players for their generosity and exemplary spirit of service.

2019 FUNDRAISING EVENTS

Park Place Dealerships Texas Rangers Triple Play Game Show Spectacular – Sunday, May 5 – Hilton Anatole

Dr Pepper Texas Rangers Alumni Legacy Luncheon – Friday, August 2

Texas Rangers Alumni Legacy Golf Classic – September 16, Four Seasons Resort and Club Dallas at Las Colinas





The Texas Rangers MLB Youth Academy at Mercy Street Sports Complex presented by Toyota celebrated its one-year anniversary of making a positive impact on the youth of West Dallas and the entire Metroplex region on December 19.

The Rangers, Texas Rangers Baseball Foundation, Major League Baseball, the Major League Baseball Players Association and Dallas-based Mercy St. partnered to build the state-of-the-art facility, which provides free (or reduced cost) and year-round opportunities for North Texas youth, on the 17-acre site at the intersection of Hampton and Bickers.

The facility became MLB's eighth Youth Academy, with several others in development.

The Texas Rangers MLB Youth Academy at Mercy Street Sports Complex presented by Toyota includes the Globe Life Training Center and five fields: Oates Field, the Clayton Kershaw Challenge Field, Josh "Hambone" Hamilton Field, Field of Dreams, and the Mimi's T-Ball Field.

The Globe Life Training Center is nearly 39,000 square feet, and the indoor facility houses Adrian Beltre Field, which is a Major League size infield; the Ian Desmond training room; Origin Bank Conference Room, four classrooms supported by the Hamels Foundation; weight room facilities, Academy staff offices, and a concession stand.

Oates Field presented by Papa John's has been completely renovated into a regulation size diamond with grandstand seating for nearly 750,

a press box, and new field lighting. This season marks its second year serving as the home field for both Pinkston and Sunset High Schools, and the facility supports baseball and softball scheduling for all of Dallas ISD, in addition to hosting numerous local and national youth tournaments. The Oates Field facilities also include the Prince Fielder batting cages.

In March 2019, the Rangers Youth Academy and Globe Life Park in Arlington hosted the inaugural MLB Grit event, a high school baseball tournament for young women ages 18 and younger from across the United States. The tournament joined the returning Trailblazer Series and Girls Breakthrough Series as part of Major League Baseball's third consecutive year of creating programming designed to grow the area of girls in baseball.

The Texas Rangers MLB Youth Academy is available to children throughout North Texas, especially the more than 9,000 kids who live within the West Dallas neighborhood and youth from the greater Dallas-Fort Worth Metroplex area. In addition to providing year-round baseball and softball instruction and play, including hosting tournaments, coaching clinics, skills camps, and an RBI league, the Academy provides youth with access to tutoring programs, college prep classes, college and career fairs, financial literacy and internship programs, courses teaching math through the use of baseball statistics, and MLB industry alternative career workshops.

SHARE THE GAME WITH THE NEXT GENERATION GET INVOLVED AT **PLAYBALL.org**



PROUD PARTNERS



2019 TICKET INFORMATION & SEATING MAP

FRONT OFFICE

COACHES

PLAYERS

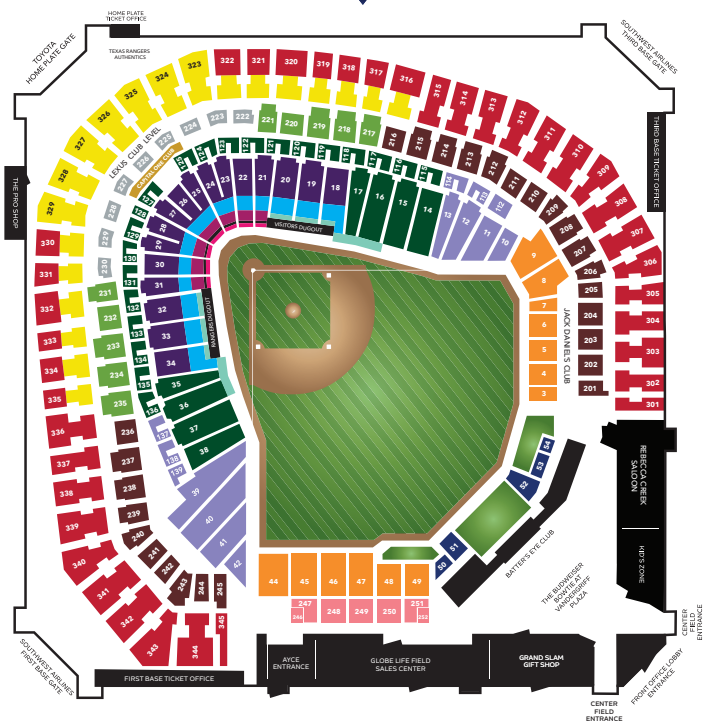
2018 REVIEW

OPONENTS

RECORDS

DEVELOPMENT

MEDIA



2019 SEATING AREA	
	VIP Home Plate
	Premium Home Plate
	Capital One VIP
	Capital One Club
	Premium Dugout
	VIP Infield
	Premium Infield
	Lexus Club Infield
	Lower Infield
	Lexus Club Box
	Lower Box
	Corner Box
	All You Can Eat
	Lower Reserved
	Outfield Plaza
	Lexus Club Terrace
	Upper Box
	Upper Reserved

Dynamic pricing applies to all seating areas and can cause ticket prices to vary from game to game. For the most accurate and up-to-date pricing for each game, please visit texasrangers.com.

Tickets purchased on the day of the game will have a price increase of \$1-\$5.

All You Can Eat seats include unlimited grilled chicken sandwiches, hot dogs, nachos, peanuts, popcorn, and soft drinks. Food is available from the time gates open up until two hours after the scheduled start time.

Section 335 is designated as a no-alcohol section for all games.

texasrangers.com + 972-RANGERS

